


State of Wisconsin
DEPARTMENT OF NATURAL RESOURCES
2300 N. Dr. Martin Luther King, Jr. Drive
Milwaukee WI 53212-3128

Scott Walker, Governor
Cathy Stepp, Secretary
Telephone 608-266-2621
Toll Free 1-888-936-7463
TTY Access via relay - 711



July 25, 2016

Mr. David Plunkett
P.O. Box 04946
Milwaukee, WI 53204

Subject: Deed Affidavit Filed for the Property Located at 1836 S. 3rd St., Milwaukee WI 53204
BRRS # 03-41-112118 FID # 241830490
Casetrack # 2016-SEEE-001

Dear Mr. Plunkett:

On July 18, 2016, the Wisconsin Department of Natural Resources (DNR) filed the Deed Affidavit at the Milwaukee County Register of Deeds Office for the property identified above. The DNR filed the affidavit because of the violation of Wis. Stats. § 292.11.

A copy of the filed Deed Affidavit has been attached.

If you have any questions or comments, please contact me at (414) 263-8589 or by email at riley.neumann@wisconsin.gov.


Sincerely,

A handwritten signature in black ink that reads 'Riley D. Neumann'.

Riley D. Neumann
Hydrogeologist
Remediation & Redevelopment Program

cc: Saji Villoth, Environmental Enforcement Specialist, WDNR (email)
Michele R. Norman, Remediation & Redevelopment Team Supervisor, WDNR (email)

16



8 0 0 5 2 5 7 8
Tx:40032423

Document Number

NOTICE OF CONTAMINATION

DOC. # 10583857

RECORDED:

07/18/2016 8:20 AM

JOHN LA FAVE

REGISTER OF DEEDS

MILWAUKEE COUNTY, WI

AMOUNT: 30.00

Legal Description of the Property:

Certified Survey Map No. 4102 in NE ¼ SEC 5-6-22 Parcel 1

Recording Area

STATE OF WISCONSIN)

COUNTY OF Milwaukee) [County where affidavit is signed]

Name and Return Address:

Riley Neumann

Wisconsin Dept. of Natural Resources

2300 N. Dr. MLK Jr., Dr.

Milwaukee, WI 53212

I, Michele R. Norman, being first duly sworn, state that:

4621611000

Parcel Identification Number (PIN)

1. I am a Remediation and Redevelopment Program Supervisor, employed by the Wisconsin Department of Natural Resources (hereinafter "the Department") at its Southeast Regional office in Milwaukee, Wisconsin.
2. Riley D. Neumann, Project Manager/Hydrogeologist, employed by the Department at its Southeast Regional office in Milwaukee, Wisconsin, has personal knowledge of the facts herein set forth and believes the same to be true.
3. Based on information submitted to the Department, the Department has determined that contaminants discharged to Vacant Parcel 1836 S. 3rd St., which is located at 1836 S. 3rd St., in the City of Milwaukee, County of Milwaukee, and which has the above legal description, has contaminated soil and groundwater in the vicinity of a former underground storage tank, as shown on the attached site maps (Exhibit A and B) and the tables of soil and groundwater analytical results (Exhibit C, D, and E) that indicated levels of contamination that exceed the residual contaminant levels for polycyclic aromatic hydrocarbons and volatile organic compounds. The BRRTS number for this site is 03-41-112118 and the FID number is 241830490.
4. On November 19, 1996, the Department sent a letter to the City of Milwaukee advising them of the statutory requirement to restore the environment at that location. In response to this letter, the City of Milwaukee informed the Department that they were no longer the responsible party.
5. On November 27, 1996, the Department sent a letter to David Plunkett advising him of the statutory requirement to restore the environment at that location. In response, Mr. Plunkett denied involvement with the site, indicating that the responsibilities lay with the City of Milwaukee.
6. On December 17, 1996, the Department sent another letter to David Plunkett, after determining that he was the true responsible party. This letter again advised him of the statutory requirement to restore the environment at that location. In response, Mr. Plunkett's attorney informed the Department that he did not have available funds with which to conduct a site investigation, and that the investigation was the responsibility of the previous owners.
7. On July 7, 2011, the Department sent a "Request for Site Update" letter to David Plunkett, reminding him of his legal responsibilities to conduct an environmental investigation at his property. No response to this letter has been received by the Department.


AFFIDAVIT Tax Key: 4621611000

In Re: Property Located in the
City of Milwaukee, Milwaukee County, Wisconsin
Described above.

8. On July 27, 2012, the Department sent a "Notice of Non-Compliance" to David Plunkett, informing Mr. Plunkett that he was at risk of violating Wis. Stats. § 292.11(3), also known as the hazardous substances spills law. No response to this letter has been received by the Department.
9. On October 6, 2015, the Department sent a "Request for Site Update" letter to David Plunkett, giving him 30 days to hire a consultant to investigate the contamination at his property. No response to this letter has been received by the Department.
10. On November 9, 2015, the Department sent a "Notice of Non-Compliance" to David Plunkett (Certified 7008 0150 0002 0323 6737), informing him that he was at risk of violating Wis. Stats. § 292.11(3), also known as the hazardous substances spills law. Mr. Plunkett was given 30 days to submit evidence that he had hired an environmental consultant to conduct a site investigation, or that the Department would initiate the enforcement process. No response to this letter has been received by the Department.
11. On March 18, 2016, the Department sent a "Notice of Violation" to David Plunkett, informing him that he had violated Wis. Stats. § 292.11(3). An Enforcement Conference was scheduled for April 1, 2016 at 1:00pm at the Milwaukee office. Mr. Plunkett did not attend the conference.
12. On April 11, 2016, the Department sent a letter (Certified 7008 0150 0002 0323 6539) to David Plunkett advising him that a notice of contamination would be recorded if satisfactory action to restore the environment did not commence. That letter requested a written response within 30 days of receipt of the letter. No response to this letter has been received by the Department.
13. On May 24, 2016, the Department sent a letter (Certified 7008 0150 0002 0323 7611) to David Plunkett providing him with a draft of the deed affidavit that would be recorded on the property if the Department did not receive a response within 30 days of receipt of the letter. No response to this letter has been received by the Department.
14. Because the Department believes that petroleum contamination currently found in the soil and groundwater on the property with the above legal description, will continue to discharge into the environment, subsequent purchasers of the property could be held responsible for investigation and cleanup costs under Wis. Stats. § 292.11(3).


Michele. R. Norman

Subscribed and sworn to before me this 12th day of July, 2016


Notary Public, State of Wisconsin

My commission expires on: 3. 12. 2017

Exhibit A

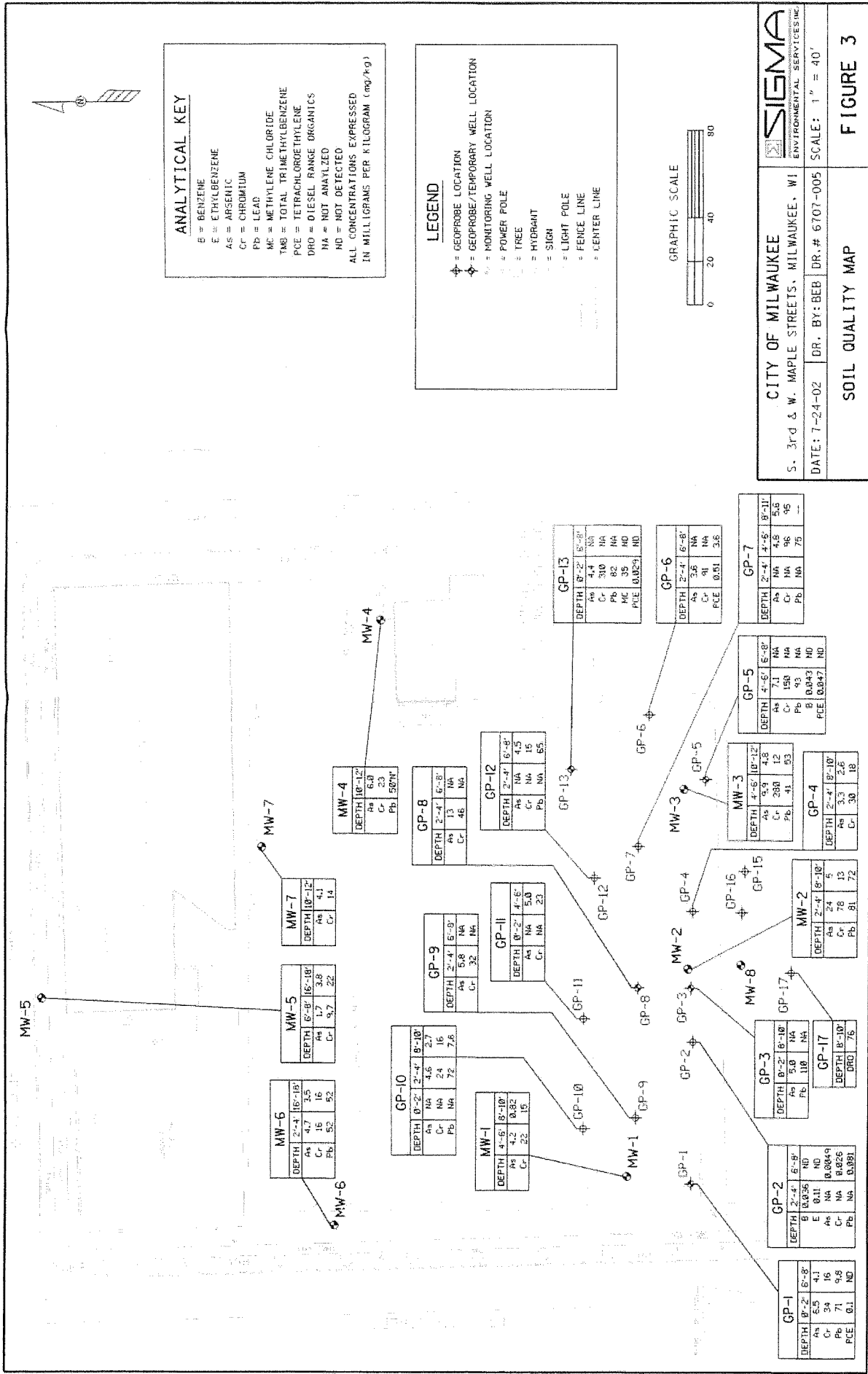


Exhibit B

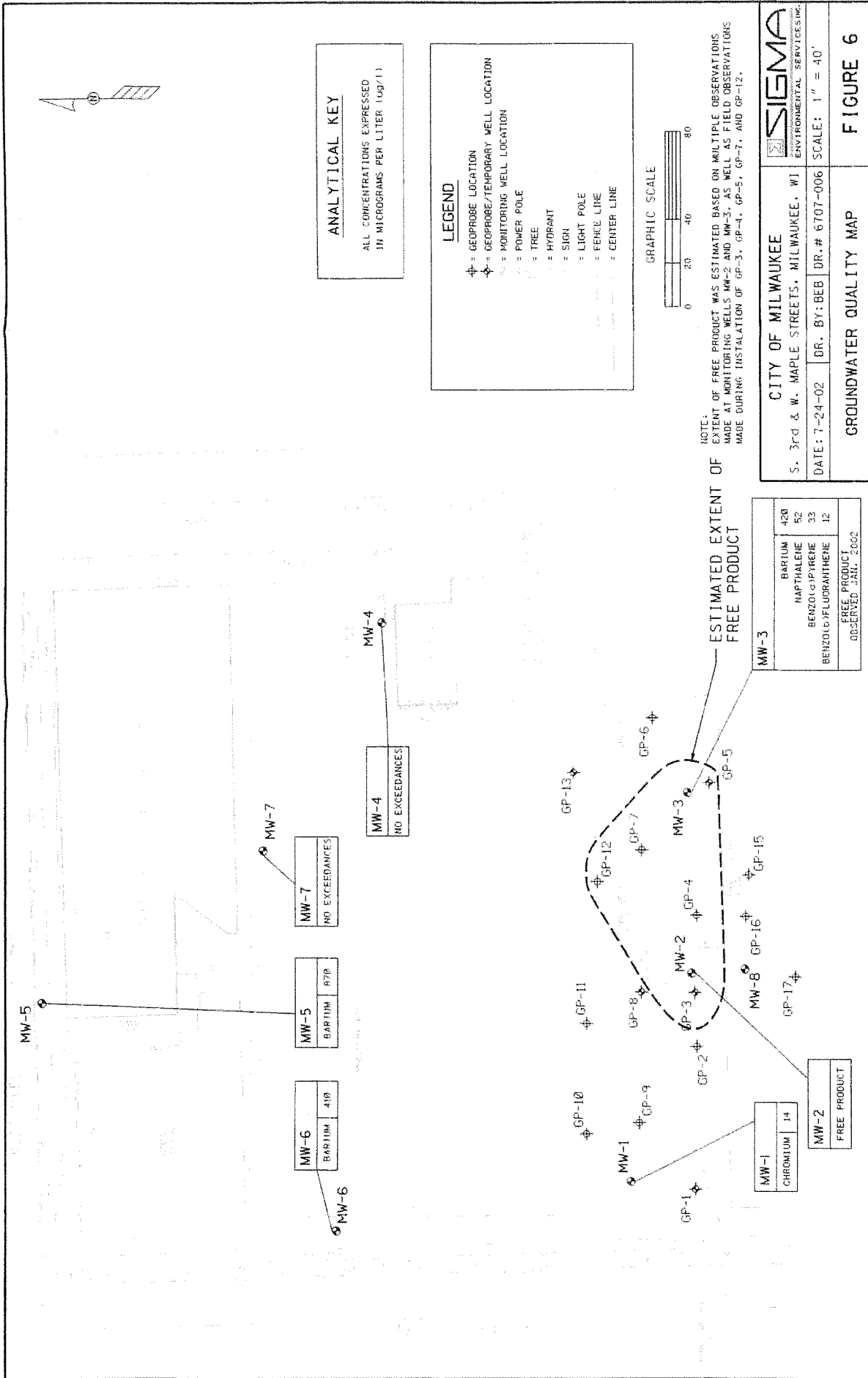


Exhibit C

TABLE 2

Summary of Groundwater Elevations City of Milwaukee South 2nd and South 3rd Street Project #6707

Monitoring Well	Date	Top of Casing Elevation	Depth to Groundwater	Depth to Product	Product Thickness	Groundwater Elevation
MW-1	09/13/2001	597.7	9.07	--	--	588.63
	01/15/2002		11.08	--	--	586.62
	06/13/2002		9.36	--	--	588.34
	07/01/2002		10.12	--	--	587.58
MW-2	09/13/2001	598.29	No water present	Could not be measured		NA
	01/15/2002		No water present	2.85	12.15	NA
	06/13/2002		**	9.4	**	NA
	07/01/2002		**	10	**	NA
MW-3	09/13/2001	597.73	10.31	--	--	587.42
	01/15/2002		No water present	5.6	9.4	NA
	06/13/2002		**	10.22	**	NA
	07/01/2002		**	10.8	**	NA
MW-4	09/13/2001	599.06	9.35	--	--	589.71
	01/15/2002		10.27	--	--	588.79
	06/13/2002		Abandoned during construction			
MW-5	09/13/2001	610.05	11.72	--	--	598.33
	01/15/2002		12.66	--	--	597.39
	06/13/2002		11.69	--	--	598.36
	07/01/2002		12.13	--	--	597.92
MW-6	09/13/2001	604.32	6.6	--	--	597.72
	01/15/2002		Abandoned during construction			
MW-7	09/13/2001	607.69	12.8	--	--	594.89
	01/15/2002		14.31	--	--	593.38
	06/13/2002		Abandoned during construction			
MW-8	06/13/2002	589.69	9.64	--	--	580.05
	07/01/2002		12.3	--	--	577.39

**= Water levels could not be measured due to the consistency of the product

NA= Not analyzed

All measurements are relative to a mean sea level.

All measurements reported in feet.

Exhibit D

Table 3
Soil Analytical Quality Results
City of Milwaukee
South 2nd and South 3rd Street
Project # 6707

Soil Boring Identification: Sample Depth (ft)	May 17, 2001								MoOH Blank	NR 720 RCL	NR 746 Table 1	NR 746 Table 2	Interim RCL	US EPA PRG		US EPA SSL
	GP-1				GP-2									Residential	Industrial	
Parameter	Units	0 - 2	2 - 4	4 - 6	6 - 8	8 - 10	10 - 12	12 - 14	14 - 16							
Parent Rock		22.3	22.7	22.8	23.1	23.7	24.5	24.7	25.4	NA	NS	NS	NS	NS	NS	NS
Diesel Range Organics (DRO)	mg/kg	NA	25	1.8 *Q*	NA	11	NA	5.8	NA	NA	100	NS	NS	NS	NS	NS
RCRA Metals																
Arsenic	ppb/kg	6.5	NA	NA	4.1	NA	NA	NA	1.9	NA	0.039	NS	NS	NS	0.39	2.7
Barium	ppb/kg	43	NA	NA	42	NA	NA	NA	301	NA	NS	NS	NS	NS	5,400	100,000
Cadmium	ppb/kg	0.39	NA	NA	0.21	NA	NA	NA	0.32	NA	8	NS	NS	NS	37	81
Chromium	ppb/kg	34	NA	NA	16	NA	NA	NA	26	NA	16000*	NS	NS	NS	210**	450**
Lead	ppb/kg	71	NA	NA	18	NA	NA	NA	81	NA	50	NS	NS	NS	400	750
Selenium	ppb/kg	1.2	NA	NA	1.1	NA	NA	NA	0.95	NA	NS	NS	NS	NS	390	10,000
Silver	ppb/kg	40.17	NA	NA	0.17	NA	NA	NA	0.18	NA	NS	NS	NS	NS	390	10,000
Mercury	ppb/kg	0.15	NA	NA	0.061 *Q*	NA	NA	NA	0.023	NA	NS	NS	NS	NS	23	610
VOCs																
Benzene	ppb/kg	<25	NA	NA	<25	NA	36 *Q*	NA	<25	<25	5.5	4,500	1,100	NS	350	1,500
n-Butylbenzene	ppb/kg	<25	NA	NA	<25	NA	<25	NA	<25	<25	NS	NS	NS	NS	110,000	220,000
n-Butylbenzene	ppb/kg	<25	NA	NA	<25	NA	32 *Q*	NA	<25	<25	NS	NS	NS	NS	140,000	240,000
Dichlorodifluoromethane	ppb/kg	<25	NA	NA	<25	NA	<25	NA	<25	<25	NS	NS	NS	NS	94,000	310,000
Ethylbenzene	ppb/kg	<25	NA	NA	<25	NA	110	NA	<25	<25	2,900	4,600	NS	NS	230,000	230,000
Fluorotrichloromethane	ppb/kg	<25	NA	NA	<25	NA	<25	NA	<25	<25	NS	NS	NS	NS	390,000	2,000,000
Isopropylbenzene	ppb/kg	<25	NA	NA	<25	NA	75	NA	<25	<25	NS	NS	NS	NS	NS	NS
p-Isopropyltoluene	ppb/kg	<25	NA	NA	<25	NA	<25	NA	<25	<25	NS	NS	NS	NS	NS	NS
Methylene Chloride	ppb/kg	<25	NA	NA	<25	NA	<25	NA	<25	34 *Q*	<25	NS	NS	NS	NS	8,900
Naphthalene	ppb/kg	120	NA	NA	<25	NA	309	NA	<25	<25	NS	2,700	NS	NS	56,000	190,000
n-Propylbenzene	ppb/kg	<25	NA	NA	<25	NA	109	NA	<25	<25	NS	NS	NS	NS	140,000	240,000
Tetrachloroethene	ppb/kg	100	NA	NA	<25	NA	<25	NA	<25	<25	NS	NS	NS	NS	5,700	19,000
Toluene	ppb/kg	33 *Q*	NA	NA	<25	NA	280	NA	<25	<25	1,500	38,000	NS	NS	520,000	520,000
1,2,4-Trimethylbenzene	ppb/kg	42 *Q*	NA	NA	<25	NA	220	NA	<25	<25	NS	83,000	NS	NS	52,000	170,000
1,3,5-Trimethylbenzene	ppb/kg	<25	NA	NA	<25	NA	41 *Q*	NA	<25	<25	NS	11,000	NS	NS	21,000	70,000
Xylenes (Total)	ppb/kg	127 *Q*	NA	NA	<25	NA	760	NA	<25	<25	4,100	42,000	NS	NS	210,000	210,000
PAHs																
1-Methylnaphthalene	ppb/kg	NA	NA	<56	NA	<54	NA	<50	NA	NA	NS	NS	NS	23,000 (gw)	NS	NS
2-Methylnaphthalene	ppb/kg	NA	NA	<56	NA	<55	NA	<50	NA	NA	NS	NS	NS	20,000 (gw)	NS	NS
Acenaphthene	ppb/kg	NA	NA	<37	NA	120	NA	<40	NA	NA	NS	NS	NS	38,000 (gw)	3,700,000	38,000,000
Acenaphthylene	ppb/kg	NA	NA	<46	NA	<45	NA	<40	NA	NA	NS	NS	NS	700 (gw)	NS	NS
Anthracene	ppb/kg	NA	NA	<28	NA	328	NA	<29	NA	NA	NS	NS	NS	3,000,000 (gw)	22,000,000	100,000,000
Benzo(a)anthracene	ppb/kg	NA	NA	<21	NA	932	NA	25 *Q*	NA	NA	NS	NS	NS	88 (dc)	620	2,900
Benzo(a)pyrene	ppb/kg	NA	NA	<21	NA	868	NA	21 *Q*	NA	NA	NS	NS	NS	8.8 (dc)	62	290
Benzo(b)fluoranthene	ppb/kg	NA	NA	<31	NA	947	NA	<33	NA	NA	NS	NS	NS	88 (dc)	620	2,900
Benzo(g)h)perylene	ppb/kg	NA	NA	<36	NA	433	NA	<39	NA	NA	NS	NS	NS	1,800 (dc)	NS	NS
Benzo(k)fluoranthene	ppb/kg	NA	NA	<17	NA	269	NA	<18	NA	NA	NS	NS	NS	880 (dc)	6,200	29,000
Chrysene	ppb/kg	NA	NA	<27	NA	326	NA	<29	NA	NA	NS	NS	NS	8,800 (dc)	62,000	290,000
Dibenzo(a,h)anthracene	ppb/kg	NA	NA	<37	NA	132	NA	<40	NA	NA	NS	NS	NS	8.8 (dc)	62	290
Fluoranthene	ppb/kg	NA	NA	<30	NA	1,330	NA	35 *Q*	NA	NA	NS	NS	NS	500,000 (gw)	2,300,000	30,000,000
Fluorene	ppb/kg	NA	NA	<45	NA	167	NA	<46	NA	NA	NS	NS	NS	100,000 (gw)	2,600,000	33,000,000
Indeno(1,2,3-cd)pyrene	ppb/kg	NA	NA	<35	NA	445	NA	<37	NA	NA	NS	NS	NS	88 (dc)	620	2,900
Naphthalene	ppb/kg	NA	NA	<56	NA	111 *Q*	NA	<56	NA	NA	NS	2,700	NS	400 (gw)	56,000	190,000
Phenanthrene	ppb/kg	NA	NA	<23	NA	1,480	NA	29 *Q*	NA	NA	NS	NS	NS	1,800 (gw)	NS	NS
Pyrene	ppb/kg	NA	NA	<23	NA	1,970	NA	43 *Q*	NA	NA	NS	NS	NS	500,000 (dc)	2,300,000	54,000,000

Notes:

- Soil samples collected by Sigma Environmental Services, Inc. on May 17, 2001.
- Laboratory analyses were performed by En Chem, Inc. of Green Bay, Wisconsin, in accordance with US EPA Method SW846 3050B (RCRA Metals except mercury), US EPA Method SW846 7471A (mercury), and US EPA Method SW846 8260B (VOCs) and APL, Inc. of Milwaukee, Wisconsin, in accordance with Wisconsin Modified DRO Method (DRO) and US EPA Method SW846 8270 (PAHs).
- mg/kg = milligrams per kilogram (equivalent to parts per million, ppm)
- µg/kg = micrograms per kilogram (equivalent to parts per billion, ppb)
- NA = Not analyzed
- *Q* = Analyte detected between Limit of Detection and Limit of Quantitation.
- *B* = Methylene chloride present in blank at 26 µg/kg.
- NR 720 Generic RCL = Chapter NR 720 Generic Residual Contaminant Level (non-industrial land use RCLs for RCRA metals).
- * = RCL for trivalent chromium. ** = PRG for total chromium.
- NS = No standard
- NR 746 Table 1 = Chapter NR 746, Table 1: Indicators of Residual Petroleum Products in Soil Pores
- NR 746 Table 2 = Chapter NR 746, Table 2: Protection of Human Health from Direct Contact with Contaminated Soil
- Interim RCL = more stringent Generic Residual Contaminant Level for protection of groundwater (gw) or direct contact (dc) pathway for non-industrial land use from WDNR Publication RR-519-97 "Soil Cleanup Levels for Polycyclic Aromatic Hydrocarbons (PAHs) Interim Guidance" (April 1997).
- US EPA PRG = Preliminary Remediation Goal for residential and industrial soil from U.S. Environmental Protection Agency Region IX Preliminary Remediation Goal table.
- US EPA SSL = Soil Screening Level for migration to groundwater (with dilution-attenuation factor of 20) from U.S. Environmental Protection Agency Region IX Preliminary Remediation Goal table.
- Exceedances: **BOLD** = Concentration exceeds NR 720 Generic RCL (for DRO, Metals, VOCs) or Interim RCL (for PAHs)
BOLD = Concentration exceeds NR 746 Table 1 value
- US EPA PRGs and SSLs only provided for relative benchmark concentrations.

Exhibit D

Table 3
Soil Analytical Quality Results
City of Milwaukee
South 2nd and South 3rd Street
Project # 6707

May 17, 2001

Soil Boring Identification: Sample Depth (ft):	GP-3				GP-4				MeOH Blank	NR 720 RCL	NR 746 Table 1	NR 746 Table 2	Interim RCL	US EPA PRG		US EPA SSL		
	1-2	2-4	4-6	6-8	8-10	0-2	2-3	3-4						4-5	5-10		Residential	Industrial
Parameter	Units																	
Percent Solids																		
Diesel Range Organics (DRO)	mg/kg													NA	NS	NS		
RCRA Metals																		
Arsenic	mg/kg	5.0	NA	NA	NA	NA	3.3	NA	2.6	NA	0.030	NS	NS	NS	1.50	27	25	
Barium	mg/kg	52	NA	NA	NA	NA	50	NA	52	NA	2	NS	NS	NS	5,400	100,000	1,000	
Cadmium	mg/kg	0.20	NA	NA	NA	NA	0.23	NA	0.21	NA	2	NS	NS	NS	57	81	3	
Chromium	mg/kg	110	NA	NA	NA	NA	89	NA	117	NA	16,000	NS	NS	NS	2,700	45,000	100	
Lead	mg/kg	28	NA	NA	NA	NA	14	NA	15	NA	30	NS	NS	NS	400	500	NS	
Selenium	mg/kg	1.9	NA	NA	NA	NA	0.85	NA	1.1	NA	NS	NS	NS	NS	200	10,000	5	
Silver	mg/kg	<0.17	NA	NA	NA	NA	<0.17	NA	<0.18	NA	NS	NS	NS	NS	300	10,000	0.4	
Mercury	mg/kg	0.21	NA	NA	NA	NA	0.243	NA	0.030	NA	NS	NS	NS	NS	30	910	NS	
VOCs																		
Benzene	ug/kg	<25	NA	NA	<25	NA	<25	NA	<25	<25	0.5	3,500	1,000	NS	850	1,500	30	
n-Butylbenzene	ug/kg	<25	NA	NA	<25	NA	<25	NA	<25	<25	NS	NS	NS	NS	110,000	220,000	NS	
n-Butylbenzene	ug/kg	<25	NA	NA	<25	NA	<25	NA	<25	<25	NS	NS	NS	NS	140,000	240,000	NS	
Dichlorodifluoromethane	ug/kg	<25	NA	NA	<25	NA	<25	NA	<25	<25	NS	NS	NS	NS	34,500	110,000	NS	
Ethylbenzene	ug/kg	<25	NA	NA	<25	NA	<25	NA	<25	<25	2,000	4,000	NS	NS	230,000	230,000	13,000	
Fluorotrichloromethane	ug/kg	<25	NA	NA	<25	NA	<25	NA	<25	<25	NS	NS	NS	NS	350,000	2,000,000	NS	
Isopropylbenzene	ug/kg	<25	NA	NA	<25	NA	<25	NA	<25	<25	NS	NS	NS	NS	NS	NS	NS	
p-Isopropyltoluene	ug/kg	<25	NA	NA	<25	NA	<25	NA	<25	<25	NS	NS	NS	NS	NS	NS	NS	
Methylene Chloride	ug/kg	<25	NA	NA	<25	NA	<25	NA	<25	<25	34	30.8	NS	NS	NS	8,500	21,000	30
Naphthalene	ug/kg	91	NA	NA	93	NA	48	72	NA	<25	NS	2,700	NS	NS	50,000	100,000	84,000	
n-Propylbenzene	ug/kg	<25	NA	NA	<25	NA	<25	NA	<25	<25	NS	NS	NS	NS	140,000	240,000	NS	
Tetrachloroethene	ug/kg	<25	NA	NA	<25	NA	<25	NA	<25	<25	NS	NS	NS	NS	5,700	10,000	67	
Toluene	ug/kg	52	70	NA	NA	<25	NA	26	70	NA	1,000	30,000	NS	NS	520,000	520,000	12,000	
1,2,4-Trimethylbenzene	ug/kg	37	70	NA	NA	33	70	NA	<25	<25	NS	83,000	NS	NS	52,000	170,000	NS	
1,3,5-Trimethylbenzene	ug/kg	<25	NA	NA	<25	NA	<25	NA	<25	<25	NS	11,000	NS	NS	21,000	70,000	NS	
Xylenes (Total)	ug/kg	113	70	NA	NA	30	70	NA	<25	<25	1,100	42,000	NS	NS	210,000	210,000	210,000	
PAHs																		
1-Methylnaphthalene	ug/kg	NA	<56	NA	NA	NA	<56	NA	NA	NA	NS	NS	NS	23,000 (gw)	NS	NS	NS	
2-Methylnaphthalene	ug/kg	NA	<57	NA	NA	NA	<59	NA	NA	NA	NS	NS	NS	20,000 (gw)	NS	NS	NS	
Acenaphthene	ug/kg	NA	45	70	NA	NA	<30	NA	NA	NA	NS	NS	NS	38,000 (gw)	3,700,000	38,000,000	570,000	
Acenaphthylene	ug/kg	NA	<47	NA	NA	NA	<48	NA	NA	NA	NS	NS	NS	700 (gw)	NS	NS	NS	
Anthracene	ug/kg	NA	99	NA	NA	NA	NA	35	70	NA	NS	NS	NS	3,000,000 (gw)	22,000,000	100,000,000	12,000,000	
Benzo(a)anthracene	ug/kg	NA	381	NA	NA	NA	NA	127	NA	NA	NS	NS	NS	NS	620	2,900	2,000	
Benzo(a)pyrene	ug/kg	NA	405	NA	NA	NA	NA	118	NA	NA	NS	NS	NS	NS	8.8 (dc)	62	290	
Benzo(b)fluoranthene	ug/kg	NA	478	NA	NA	NA	NA	130	NA	NA	NS	NS	NS	NS	80 (dc)	620	2,900	
Benzo(g)herylene	ug/kg	NA	284	NA	NA	NA	NA	75	70	NA	NS	NS	NS	NS	1,800 (dc)	NS	NS	
Benzo(k)fluoranthene	ug/kg	NA	149	NA	NA	NA	NA	57	NA	NA	NS	NS	NS	NS	880 (dc)	6,200	29,000	
Chrysene	ug/kg	NA	137	NA	NA	NA	NA	127	NA	NA	NS	NS	NS	NS	9,800 (dc)	62,000	250,000	
Dibenzo(a,h)anthracene	ug/kg	NA	71	70	NA	NA	NA	<38	NA	NA	NS	NS	NS	NS	8.8 (dc)	62	290	
Fluoranthene	ug/kg	NA	793	NA	NA	NA	NA	257	NA	NA	NS	NS	NS	NS	590,000 (gw)	2,350,000	30,000,000	
Fluorene	ug/kg	NA	52	70	NA	NA	NA	<47	NA	NA	NS	NS	NS	NS	100,000 (gw)	2,500,000	33,000,000	
Indeno(1,2,3-cd)pyrene	ug/kg	NA	238	NA	NA	NA	NA	21	70	NA	NS	NS	NS	NS	28 (dc)	620	2,900	
Naphthalene	ug/kg	NA	<57	NA	NA	NA	<58	NA	NA	NA	NS	2,700	NS	NS	400 (gw)	50,000	100,000	
Phenanthrene	ug/kg	NA	815	NA	NA	NA	NA	213	NA	NA	NS	NS	NS	NS	1,800 (gw)	NS	NS	
Pyrene	ug/kg	NA	998	NA	NA	NA	NA	270	NA	NA	NS	NS	NS	NS	500,000 (dc)	2,300,000	54,000,000	

Notes:

- Soil samples collected by Sigma Environmental Services, Inc. on May 17, 2001.
- Laboratory analyses were performed by En Chem, Inc. of Green Bay, Wisconsin, in accordance with US EPA Method SW846 3056B (RCRA Metals except mercury), US EPA Method SW846 7471A (mercury), and US EPA Method SW846 8260B (VOCs) and APL, Inc. of Milwaukee, Wisconsin, in accordance with Wisconsin Modified DRO Method (DRO) and US EPA Method SW846 8270 (PAHs).
- mg/kg = milligrams per kilogram (equivalent to parts per million, ppm).
- ug/kg = micrograms per kilogram (equivalent to parts per billion, ppb).
- NA = Not analyzed
- "Q" = Analyte detected between Limit of Detection and Limit of Quantitation.
- "B" = Methylene chloride present in blank at 26 ug/kg.
- NR 720 Generic RCL = Chapter NR 720 Generic Residual Contaminant Level (non-industrial land use RCLs for RCRA metals).
- * = RCL for trivalent chromium. ** = PRG for total chromium.
- NS = No standard
- NR 746 Table 1 = Chapter NR 746, Table 1: Indicators of Residual Petroleum Products in Soil Pores
- NR 746 Table 2 = Chapter NR 746, Table 2: Protection of Human Health from Direct Contact with Contaminated Soil
- Interim RCL = more stringent Generic Residual Contaminant Level for protection of groundwater (gw) or direct contact (dc) pathway for non-industrial land use from WDNR Publication RR-519-97 "Soil Cleanup Levels for Polycyclic Aromatic Hydrocarbons (PAHs) Interim Guidance" (April 1997)
- US EPA PRG = Preliminary Remediation Goal for residential and industrial soil from U.S. Environmental Protection Agency Region IX Preliminary Remediation Goal table.
- US EPA SSL = Soil Screening Level for migration to groundwater (with dilution-attenuation factor of 20) from U.S. Environmental Protection Agency Region IX Preliminary Remediation Goal table.
- Exceedances: **BOLD** = Concentration exceeds NR 720 Generic RCL (for DRO, Metals, VOCs) or Interim RCL (for PAHs)
BOLD = Concentration exceeds NR 746 Table 1 value
- US EPA PRGs and SSLs only provided for relative benchmark concentrations.

Exhibit D

Table 3
Soil Analytical Quality Results
City of Milwaukee
South End and South 3rd Street
Project # 6707
May 17, 2001

Soil Boring Identification: Sample Depth (ft)	GP-5			GP-6			MeOH Blank	NR RCL	NR 746 Table 1	NR 746 Table 2	Interim RCL	US EPA PRG		US EPA SSL	
	2-4	4-6	6-8	0-2	2-4	4-6						6-8	Residential		Industrial
Parameter	Units														
Percent solids	%	82.1	85.2	82.9	80.7	86.2	80.3	79.4	NA	NS	NS	NS	NS	NS	NS
Diesel Range Organics (DRO)	mg/kg	6.8	14	NA	<1.2	NA	4.0	NA	NA	100	NS	NS	NS	NS	NS
RCRA Metals															
Arsenic	mg/kg	NA	7.1	NA	NA	3.6	NA	NA	0.039	NS	NS	NS	NS	0.39	2.7
Barium	mg/kg	NA	70	NA	NA	81	NA	NA	NS	NS	NS	NS	NS	5,400	100,000
Cadmium	mg/kg	NA	0.62	NA	NA	0.24	NA	NA	8	NS	NS	NS	NS	37	81
Chromium	mg/kg	NA	150	NA	NA	91	NA	NA	16000*	NS	NS	NS	NS	210**	450**
Lead	mg/kg	NA	93	NA	NA	21	NA	NA	50	NS	NS	NS	NS	400	750
Selenium	mg/kg	NA	1.1	NA	NA	0.84	NA	NA	NS	NS	NS	NS	NS	390	10,000
Silver	mg/kg	NA	<0.18	NA	NA	<0.17	NA	NA	NS	NS	NS	NS	NS	390	10,000
Mercury	mg/kg	NA	0.33	NA	NA	0.24	NA	NA	NS	NS	NS	NS	NS	23	610
VOCs															
Benzene	µg/kg	NA	43 "Q"	<25	NA	<25	NA	<25	5.5	9,500	1,100	NS	NS	850	1,500
n-Butylbenzene	µg/kg	NA	<25	<25	NA	<25	NA	<25	NS	NS	NS	NS	NS	116,000	220,000
n-Butylbenzene	µg/kg	NA	33 "Q"	<25	NA	<25	NA	<25	NS	NS	NS	NS	NS	140,000	240,000
Dichlorodifluoromethane	µg/kg	NA	<25	<25	NA	<25	NA	<25	NS	NS	NS	NS	NS	94,000	310,000
Ethylbenzene	µg/kg	NA	110	<25	NA	<25	NA	<25	2,900	4,600	NS	NS	NS	230,000	230,000
Fluorotrichloromethane	µg/kg	NA	<25	<25	NA	<25	NA	<25	NS	NS	NS	NS	NS	390,000	2,000,000
Isopropylbenzene	µg/kg	NA	60 "Q"	<25	NA	<25	NA	<25	NS	NS	NS	NS	NS	NS	NS
p-Isopropyltoluene	µg/kg	NA	<25	<25	NA	<25	NA	<25	NS	NS	NS	NS	NS	NS	NS
Methylene Chloride	µg/kg	NA	<25	<25	NA	<25	NA	<25	34 "Q, B"	NS	NS	NS	NS	8,900	21,000
Naphthalene	µg/kg	NA	480	6,300	NA	190	NA	72 "Q"	<25	NS	2,700	NS	NS	56,000	190,000
n-Propylbenzene	µg/kg	NA	80	<25	NA	<25	NA	<25	NS	NS	NS	NS	NS	140,000	240,000
Tetrachloroethene	µg/kg	NA	47 "Q"	<25	NA	510	NA	3,800	<25	NS	NS	NS	NS	5,700	19,000
Toluene	µg/kg	NA	290	<25	NA	<25	NA	48 "Q"	<25	1,500	38,000	NS	NS	520,000	520,000
1,2,4-Trimethylbenzene	µg/kg	NA	240	98	NA	<25	NA	32 "Q"	<25	NS	83,000	NS	NS	52,000	170,000
1,3,5-Trimethylbenzene	µg/kg	NA	41 "Q"	55 "Q"	NA	<25	NA	<25	NS	11,000	NS	NS	NS	21,000	70,000
Xylenes (Total)	µg/kg	NA	940	154 "Q"	NA	<75	NA	134 "Q"	<75	4,100	42,000	NS	NS	210,000	210,000
PAHs															
1-Methylnaphthalene	µg/kg	<58	<57	NA	NA	NA	<80	NA	NA	NS	NS	NS	23,000 (gw)	NS	NS
2-Methylnaphthalene	µg/kg	<59	<57	NA	NA	NA	<80	NA	NA	NS	NS	NS	20,000 (gw)	NS	NS
Acenaphthene	µg/kg	<39	99 "Q"	NA	NA	NA	<40	NA	NA	NS	NS	NS	38,000 (gw)	3,700,000	38,000,000
Acenaphthylene	µg/kg	<49	<47	NA	NA	NA	<50	NA	NA	NS	NS	NS	700 (gw)	NS	NS
Anthracene	µg/kg	<29	332	NA	NA	NA	<30	NA	NA	NS	NS	NS	3,000,000 (gw)	22,000,000	100,000,000
Benzo(a)anthracene	µg/kg	<22	1,330	NA	NA	NA	116	NA	NA	NS	NS	NS	88 (dc)	620	2,900
Benzo(a)pyrene	µg/kg	<23	1,380	NA	NA	NA	141	NA	NA	NS	NS	NS	8.8 (dc)	62	290
Benzo(b)fluoranthene	µg/kg	<33	1,590	NA	NA	NA	167	NA	NA	NS	NS	NS	88 (dc)	620	2,900
Benzo(ghi)perylene	µg/kg	<38	461	NA	NA	NA	67 "Q"	NA	NA	NS	NS	NS	1,800 (dc)	NS	NS
Benzo(k)fluoranthene	µg/kg	<18	437	NA	NA	NA	83	NA	NA	NS	NS	NS	880 (dc)	620	2,900
Chrysene	µg/kg	<29	1,390	NA	NA	NA	127	NA	NA	NS	NS	NS	8,800 (dc)	62,000	290,000
Dibenzo(a,h)anthracene	µg/kg	<39	88	NA	NA	NA	<40	NA	NA	NS	NS	NS	8.8 (dc)	62	290
Fluoranthene	µg/kg	<27	2,290	NA	NA	NA	149	NA	NA	NS	NS	NS	500,000 (gw)	2,300,000	30,000,000
Fluorene	µg/kg	<48	120	NA	NA	NA	<49	NA	NA	NS	NS	NS	100,000 (gw)	2,600,000	33,000,000
Indeno(1,2,3-cd)pyrene	µg/kg	<37	429	NA	NA	NA	69 "Q"	NA	NA	NS	NS	NS	88 (dc)	620	2,900
Naphthalene	µg/kg	<59	65	NA	NA	NA	<60	NA	NA	NS	2,700	NS	400 (gw)	56,000	190,000
Phenanthrene	µg/kg	<24	2,090	NA	NA	NA	43 "Q"	NA	NA	NS	NS	NS	1,800 (gw)	NS	NS
Pyrene	µg/kg	<24	2,940	NA	NA	NA	208	NA	NA	NS	NS	NS	500,000 (dc)	2,300,000	54,000,000

Notes:

- Soil samples collected by Sigma Environmental Services, Inc. on May 17, 2001.
- Laboratory analyses were performed by En Chem, Inc. of Green Bay, Wisconsin, in accordance with US EPA Method SW846 3050B (RCRA Metals except mercury), US EPA Method SW846 7471A (mercury), and US EPA Method SW846 8260B (VOCs) and APL, Inc. of Milwaukee, Wisconsin, in accordance with Wisconsin Modified DRD Method (DRO) and US EPA Method SW846 8270 (PAHs).
- mg/kg = milligrams per kilogram (equivalent to parts per million, ppm)
- µg/kg = micrograms per kilogram (equivalent to parts per billion, ppb)
- NA = Not analyzed
- "Q" = Analyte detected between Limit of Detection and Limit of Quantitation
- "B" = Methylene chloride present in blank at 26 µg/kg.
- NR 720 Generic RCL = Chapter NR 720 Generic Residual Contaminant Level (non-industrial land use RCLs for RCRA metals)
- * = RCL for trivalent chromium. ** = PRG for total chromium.
- NS = No standard
- NR 746 Table 1 = Chapter NR 746, Table 1: Indicators of Residual Petroleum Products in Soil Pores
- NR 746 Table 2 = Chapter NR 746, Table 2: Protection of Human Health from Direct Contact with Contaminated Soil
- Interim RCL = more stringent Generic Residual Contaminant Level for protection of groundwater (gw) or direct contact (dc) pathway for non-industrial land use from WDNR Publication RR-519-97 "Soil Cleanup Levels for Polycyclic Aromatic Hydrocarbons (PAHs) Interim Guidance" (April 1997).
- US EPA PRG = Preliminary Remediation Goal for residential and industrial soil from U.S. Environmental Protection Agency Region IX Preliminary Remediation Goal table.
- US EPA SSL = Soil Screening Level for migration to groundwater (with dilution-attenuation factor of 20) from U.S. Environmental Protection Agency Region IX Preliminary Remediation Goal table.
- Exceedances: **BOLD** = Concentration exceeds NR 720 Generic RCL (for DRO, Metals, VOCs) or Interim RCL (for PAHs)
BOLD = Concentration exceeds NR 746 Table 1 value
- US EPA PRGs and SSLs only provided for relative benchmark concentrations.

Exhibit D

**Table 3
Soil Analytical Quality Results
City of Milwaukee
South 2nd and South 3rd Street
Project # 8707**

May 17, 2001

Soil Boring Identification: Soil Sample Depth (ft):	GP-7				GP-8				MeOH Blank	NR 720 RCL	NR 746 Table 1	NR 748 Table 2	Interim RCL	US EPA PRG		
	2-4	4-6	8-11	17-21	2-4	4-6	8-11	17-21						Residential	Industrial	US EPA SSL
Parameter	Units															
Percent Solids	84.1	82.8	83.1	87.1	88.6	88.4	87.7	83.5	NA	NS	NS	NS	NS	NS	NS	NS
Diesel Range Organics (DRO)	405	NA	16,000	16	NA	88	NA	14	NA	100	NS	NS	NS	NS	NS	NS
RCRA Metals																
Arsenic	NA	4.0	5.8	NA	13	NA	NA	NA	NA	0.03*	NS	NS	NS	NS	0.10	2.7
Barium	NA	89	89	NA	87	NA	NA	NA	NA	NS	NS	NS	NS	NS	5,400	100,000
Cadmium	NA	0.47	0.33	NA	0.13	NA	NA	NA	NA	8	NS	NS	NS	NS	37	81
Chromium	NA	88	85	NA	45	NA	NA	NA	NA	16000*	NS	NS	NS	NS	210**	450**
Lead	NA	75	37	NA	12	NA	NA	NA	NA	50	NS	NS	NS	NS	400	750
Selenium	NA	0.89	0.34	NA	1.0	NA	NA	NA	NA	NS	NS	NS	NS	NS	390	10,000
Silver	NA	0.18	0.18	NA	0.17	NA	NA	NA	NA	NS	NS	NS	NS	NS	390	10,000
Mercury	NA	0.28	0.01	NA	0.04	NA	NA	NA	NA	NS	NS	NS	NS	NS	23	610
VOCs																
Benzene	<25	<25	NA	NA	<25	NA	<25	NA	<25	5.5	6,500	1,150	NS	NS	850	1,500
n-Butylbenzene	<25	<25	<25	NA	<25	NA	<25	NA	<25	NS	NS	NS	NS	NS	110,000	220,000
n-Butylbenzene	37 "Q"	83	NA	NA	<25	NA	<25	NA	<25	NS	NS	NS	NS	NS	140,000	240,000
Dichlorodifluoromethane	<25	<25	<25	NA	<25	NA	<25	NA	<25	NS	NS	NS	NS	NS	94,000	310,000
Ethylbenzene	<25	<25	NA	NA	<25	NA	<25	NA	<25	2,900	4,500	NS	NS	NS	230,000	230,000
Fluorotrichloromethane	<25	<25	<25	NA	<25	NA	<25	NA	<25	NS	NS	NS	NS	NS	390,000	2,000,000
Isopropylbenzene	<25	<25	NA	NA	<25	NA	<25	NA	<25	NS	NS	NS	NS	NS	NS	NS
p-Isopropyltoluene	<25	<25	<25	NA	<25	NA	<25	NA	<25	NS	NS	NS	NS	NS	NS	NS
Methylene Chloride	<25	<25	<25	NA	<25	NA	<25	NA	34 "Q B"	NS	NS	NS	NS	NS	8,900	21,000
Naphthalene	<25	<25	NA	NA	46 "Q"	NA	<25	NA	<25	NS	2,700	NS	NS	NS	56,000	190,000
n-Propylbenzene	<25	34 "Q"	NA	NA	<25	NA	<25	NA	<25	NS	NS	NS	NS	NS	140,000	240,000
Tetrachloroethene	<25	<25	NA	NA	<25	NA	<25	NA	<25	NS	NS	NS	NS	NS	5,700	19,000
Toluene	<25	<25	NA	NA	17 "Q"	NA	<25	NA	<25	1,500	38,000	NS	NS	NS	520,000	520,000
1,2,4-Trimethylbenzene	47 "Q"	86	NA	NA	45 "Q"	NA	<25	NA	<25	NS	83,000	NS	NS	NS	52,000	170,000
1,3,5-Trimethylbenzene	<25	<25	NA	NA	<25	NA	<25	NA	<25	NS	11,000	NS	NS	NS	21,000	70,000
X-ions (Total)	<75	<75	NA	NA	144 "Q"	NA	<75	NA	<75	4,100	42,000	NS	NS	NS	210,000	210,000
PAHs																
1-Methylnaphthalene	945	NA	NA	NA	104 "Q"	NA	NA	NA	NA	NS	NS	745	23,000 (gw)	NS	NS	NS
2-Methylnaphthalene	<116	NA	NA	NA	137 "Q"	NA	NA	NA	NA	NS	NS	NS	20,000 (gw)	NS	NS	NS
Acenaphthene	379	NA	NA	NA	NA	388	NA	NA	NA	NS	NS	NS	38,000 (gw)	3,700,000	38,000,000	570,000
Acenaphthylene	<96	NA	NA	NA	NA	<80	NA	NA	NA	NS	NS	NS	700 (gw)	NS	NS	NS
Anthracene	385	NA	NA	NA	NA	773	NA	NA	NA	NS	NS	NS	3,000,000 (gw)	22,000,000	100,000,000	12,000,000
Benzo(a)anthracene	592	NA	NA	NA	NA	1,110	NA	NA	NA	NS	NS	NS	88 (dc)	620	2,900	2,000
Benzo(a)pyrene	448	NA	NA	NA	NA	995	NA	NA	NA	NS	NS	NS	8.8 (dc)	62	290	8,000
Benzo(b)fluoranthene	443	NA	NA	NA	NA	1,390	NA	NA	NA	NS	NS	NS	88 (dc)	620	2,900	5,000
Benzo(g)hperylene	108 "Q"	NA	NA	NA	NA	220	NA	NA	NA	NS	NS	NS	1,800 (dc)	NS	NS	NS
Benzo(k)fluoranthene	131	NA	NA	NA	NA	425	NA	NA	NA	NS	NS	NS	880 (dc)	6,200	29,000	49,000
Chrysene	775	NA	NA	NA	NA	1,080	NA	NA	NA	NS	NS	NS	8,800 (dc)	62,000	290,000	160,000
Dibenzo(a,h)anthracene	<78	NA	NA	NA	NA	71 "Q"	NA	NA	NA	NS	NS	NS	8.8 (dc)	62	290	2,000
Fluoranthene	705	NA	NA	NA	NA	2,380	NA	NA	NA	NS	NS	NS	500,000 (gw)	2,300,000	30,000,000	4,300,000
Fluorene	533	NA	NA	NA	NA	423	NA	NA	NA	NS	NS	NS	100,000 (gw)	2,600,000	33,000,000	560,000
Indeno(1,2,3-cd)pyrene	88 "Q"	NA	NA	NA	NA	248	NA	NA	NA	NS	NS	NS	89 (dc)	620	2,900	14,000
Naphthalene	<111	NA	NA	NA	NA	312	NA	NA	NA	NS	2,700	NS	400 (gw)	56,000	190,000	84,000
Phenanthrene	2,450	NA	NA	NA	NA	3,360	NA	NA	NA	NS	NS	NS	1,800 (gw)	NS	NS	NS
Pyrene	1,251	NA	NA	NA	NA	2,120	NA	NA	NA	NS	NS	NS	500,000 (dc)	2,300,000	54,000,000	4,200,000

Notes:

- Soil samples collected by Sigma Environmental Services, Inc. on May 17, 2001.
- Laboratory analyses were performed by En Chem, Inc. of Green Bay, Wisconsin, in accordance with US EPA Method SW846 3050B (RCRA Metals except mercury), US EPA Method SW846 7471A (mercury), and US EPA Method SW846 8250B (VOCs) and APL, Inc. of Milwaukee, Wisconsin, in accordance with Wisconsin Modified DRO Method (DRO) and US EPA Method SW846 8270 (PAHs).
- mg/kg = milligrams per kilogram (equivalent to parts per million, ppm).
- µg/kg = micrograms per kilogram (equivalent to parts per billion, ppb).
- NA = Not analyzed
- "Q" = Analyte detected between Limit of Detection and Limit of Quantitation.
- "B" = Methylene chloride present in blank at 25 µg/kg.
- NR 720 Generic RCL = Chapter NR 720 Generic Residual Contaminant Level (non-industrial land use RCLs for RCRA metals).
- * = RCL for trivalent chromium. ** = PRG for total chromium.
- NS = No standard
- NR 746 Table 1 = Chapter NR 746, Table 1: Indicators of Residual Petroleum Products in Soil Pores
- NR 746 Table 2 = Chapter NR 746, Table 2: Protection of Human Health from Direct Contact with Contaminated Soil
- Interim RCL = more stringent Generic Residual Contaminant Level for protection of groundwater (gw) or direct contact (dc) pathway for non-industrial land use from WDNR Publication RR-519-97 "Soil Cleanup Levels for Polycyclic Aromatic Hydrocarbons (PAHs) Interim Guidance" (April 1997).
- US EPA PRG = Preliminary Remediation Goal for residential and industrial soil from U.S. Environmental Protection Agency Region IX Preliminary Remediation Goal table.
- US EPA SSL = Soil Screening Level for migration to groundwater (with dilution-attenuation factor of 20) from U.S. Environmental Protection Agency Region IX Preliminary Remediation Goal table.
- Exceedances: **BOLD** = Concentration exceeds NR 720 Generic RCL (for DRO, Metals, VOCs) or Interim RCL (for PAHs)
BOLD = Concentration exceeds NR 746 Table 1 value
- US EPA PRGs and SSLs only provided for relative benchmark concentrations.

Exhibit D

**Table 3 (cont.)
Soil Analytical Quality Results
City of Milwaukee
South 2nd and South 3rd Street
Project # 6707**

Soil Boring Identification Sample Depth (ft)	May 17, 2001					MeOH Blank	May 18, 2001					NR 720 RCL	NR 746 Table 1	NR 746 Table 2	Interim RCL	US EPA PRG		US EPA SSL
	GP-9 1	GP-9 2	GP-9 3	GP-9 4	GP-9 5		GP-9 1	GP-9 2	GP-9 3	GP-9 4	GP-9 5					Residential	Industrial	
Percent Moisture	87.3	81.2	78.3	77.4	NA	88.5	83.4	87.4	NA	NA	NS	NS	NS	NS	NS	NS	NS	NS
Diesel Range Organics (DRO) (mg/kg)	5.2	NA	1.6 "Q"	NA	NA	21	55	NA	NA	NA	100	NS	NS	NS	NS	NS	NS	NS
RCRA Metals																		
Arsenic (mg/kg)	NA	5.8	NA	NA	NA	NA	1.6	2.2	NA	0.019	NS	NS	NS	NS	0.39	2.7	29	
Barium (mg/kg)	NA	41	NA	NA	NA	NA	47	35	NA	NS	NS	NS	NS	NS	5,400	100,000	1,600	
Cadmium (mg/kg)	NA	0.22	NA	NA	NA	NA	0.07	0.23	NA	1	NS	NS	NS	NS	37	81	5	
Chromium (mg/kg)	NA	32	NA	NA	NA	NA	24	16	NA	16000	NS	NS	NS	NS	100**	450**	50**	
Lead (mg/kg)	NA	21	NA	NA	NA	NA	12	7.6	NA	50	NS	NS	NS	NS	400	750	125	
Selenium (mg/kg)	NA	0.29	NA	NA	NA	NA	1.1	0.80	NA	NS	NS	NS	NS	NS	330	10,000	5	
Silver (mg/kg)	NA	<0.1*	NA	NA	NA	NA	<0.10	<0.17	NA	NS	NS	NS	NS	NS	350	10,000	34	
Mercury (mg/kg)	NA	0.025	NA	NA	NA	NA	0.23	0.067	NA	NS	NS	NS	NS	NS	53	510	NS	
VOCs																		
Benzene (ppb)	NA	<25	NA	<25	<25	<25	<25	NA	<25	5.5	0.007	1.00	NS	NS	500	1,000	30	
n-Butylbenzene (ppb)	NA	<25	NA	<25	<25	<25	<25	NA	<25	NS	NS	NS	NS	NS	100,000	220,000	NS	
n-Butylbenzene (ppb)	NA	<25	NA	<25	<25	<25	<25	NA	<25	NS	NS	NS	NS	NS	100,000	240,000	NS	
Dichlorodifluoromethane (ppb)	NA	<25	NA	<25	<25	<25	<25	NA	<25	NS	NS	NS	NS	NS	24,000	310,000	NS	
Ethylbenzene (ppb)	NA	<25	NA	<25	<25	<25	<25	NA	<25	2,000	4,000	NS	NS	NS	230,000	230,000	13,000	
Fluorotrichloromethane (ppb)	NA	<25	NA	<25	<25	<25	<25	NA	<25	NS	NS	NS	NS	NS	300,000	2,000,000	NS	
Isopropylbenzene (ppb)	NA	<25	NA	<25	<25	<25	<25	NA	<25	NS	NS	NS	NS	NS	NS	NS	NS	
p-Isopropyltoluene (ppb)	NA	<25	NA	<25	<25	<25	<25	NA	<25	NS	NS	NS	NS	NS	NS	NS	NS	
Methylene Chloride (ppb)	NA	32 "Q" B*	NA	<25	<25	34 "Q" B*	<25	<25	NA	<25	NS	NS	NS	NS	8,900	21,000	20	
Naphthalene (ppb)	NA	58 "Q"	NA	<25	<25	<25	430	NA	<25	NS	2,700	NS	NS	NS	50,000	150,000	84,000	
n-Propylbenzene (ppb)	NA	<25	NA	<25	<25	<25	<25	NA	<25	NS	NS	NS	NS	NS	140,000	240,000	NS	
Tetrachloroethene (ppb)	NA	<25	NA	<25	<25	<25	<25	NA	<25	NS	NS	NS	NS	NS	3,700	10,000	60	
Toluene (ppb)	NA	50 "Q"	NA	<25	<25	<25	<25	NA	<25	1,500	38,000	NS	NS	NS	520,000	520,000	12,000	
1,2,4-Trimethylbenzene (ppb)	NA	49 "Q"	NA	<25	<25	<25	<25	NA	<25	NS	83,000	NS	NS	NS	520,000	170,000	NS	
1,3,5-Trimethylbenzene (ppb)	NA	<25	NA	<25	<25	<25	<25	NA	<25	NS	11,000	NS	NS	NS	21,000	70,000	NS	
Xylenes (Total) (ppb)	NA	117 "Q"	NA	<25	<25	<25	<25	NA	<25	4,300	42,000	NS	NS	NS	210,000	240,000	310,000	
PAHs																		
1-Methylnaphthalene (ppb)	NA	NA	<51	NA	NA	<51	NA	<55	NA	NS	NS	NS	NS	33,000 (gw)	NS	NS	NS	
2-Methylnaphthalene (ppb)	NA	NA	<62	NA	NA	<64	NA	<58	NA	NS	NS	NS	NS	20,000 (gw)	NS	NS	NS	
Acenaphthene (ppb)	NA	NA	<41	NA	NA	<36	NA	<37	NA	NS	NS	NS	NS	38,000 (gw)	3,700,000	38,000,000	570,000	
Acenaphthylene (ppb)	NA	NA	<51	NA	NA	<45	NA	<46	NA	NS	NS	NS	NS	700 (gw)	NS	NS	NS	
Anthracene (ppb)	NA	NA	<31	NA	NA	103	NA	<28	NA	NS	NS	NS	NS	3,000,000 (gw)	22,000,000	100,000,000	12,000,000	
Benzo(a)anthracene (ppb)	NA	NA	<23	NA	NA	461	NA	<21	NA	NS	NS	NS	NS	88 (dc)	620	2,900	2,000	
Benzo(a)pyrene (ppb)	NA	NA	61 "Q"	NA	NA	485	NA	<21	NA	NS	NS	NS	NS	8.8 (dc)	62	290	8,000	
Benzo(b)fluoranthene (ppb)	NA	NA	85 "Q"	NA	NA	542	NA	<31	NA	NS	NS	NS	NS	88 (dc)	620	2,900	5,000	
Benzo(ghi)perylene (ppb)	NA	NA	<48	NA	NA	254	NA	<36	NA	NS	NS	NS	NS	1,800 (dc)	NS	NS	NS	
Benzo(k)fluoranthene (ppb)	NA	NA	28 "Q"	NA	NA	219	NA	<17	NA	NS	NS	NS	NS	880 (dc)	6,200	29,000	49,000	
Chrysene (ppb)	NA	NA	<30	NA	NA	347	NA	<27	NA	NS	NS	NS	NS	8,800 (dc)	62,000	290,000	160,000	
Dibenzo(a,h)anthracene (ppb)	NA	NA	<41	NA	NA	71 "Q"	NA	<27	NA	NS	NS	NS	NS	8.8 (dc)	62	290	2,000	
Fluoranthene (ppb)	NA	NA	111	NA	NA	809	NA	<25	NA	NS	NS	NS	NS	500,000 (gw)	2,300,000	30,000,000	4,300,000	
Fluorene (ppb)	NA	NA	<50	NA	NA	<43	NA	<35	NA	NS	NS	NS	NS	100,000 (gw)	2,600,000	33,000,000	560,000	
Indeno(1,2,3-cd)pyrene (ppb)	NA	NA	<39	NA	NA	259	NA	<35	NA	NS	NS	NS	NS	98 (dc)	620	2,900	14,000	
Naphthalene (ppb)	NA	NA	<52	NA	NA	<54	NA	<55	NA	NS	2,700	NS	NS	400 (gw)	58,000	190,000	84,000	
Phenanthrene (ppb)	NA	NA	87	NA	NA	428	NA	<23	NA	NS	NS	NS	NS	1,800 (gw)	NS	NS	NS	
Pyrene (ppb)	NA	NA	115	NA	NA	710	NA	<23	NA	NS	NS	NS	NS	500,000 (dc)	2,300,000	54,000,000	4,200,000	

- Notes:
- Soil samples collected by Sigma Environmental Services, Inc. on May 17, 2001.
 - Laboratory analyses were performed by En Chem, Inc. of Green Bay, Wisconsin, in accordance with US EPA Method SW846 3050B (RCRA Metals except mercury), US EPA Method SW846 7471A (mercury), and US EPA Method SW846 8260B (VOCs) and APL, Inc. of Milwaukee, Wisconsin, in accordance with Wisconsin Modified DRO Method (DRO) and US EPA Method SW846 8270 (PAHs).
 - mg/kg = milligrams per kilogram (equivalent to parts per million, ppm).
 - µg/kg = micrograms per kilogram (equivalent to parts per billion, ppt).
 - NA = Not analyzed
 - "Q" = Analyte detected between Limit of Detection and Limit of Quantitation
 - "B" = Methylene chloride present in blank at 26 µg/kg.
 - NR 720 Generic RCL = Chapter NR 720 Generic Residual Contaminant Level (non-Industrial land use RCLs for RCRA metals)
 - * = RCL for trivalent chromium. ** = PRG for total chromium.
 - NS = No standard
 - NR 746 Table 1 = Chapter NR 746, Table 1: Indicators of Residual Petroleum Products in Soil Pores
 - NR 746 Table 2 = Chapter NR 746, Table 2: Protection of Human Health from Direct Contact with Contaminated Soil
 - Interim RCL = more stringent Generic Residual Contaminant Level for protection of groundwater (gw) or direct contact (dc) pathway for non-industrial land use from WDNR Publication RR-519-97 "Soil Cleanup Levels for Polycyclic Aromatic Hydrocarbons (PAHs) Interim Guidance" (April 1997).
 - US EPA PRG = Preliminary Remediation Goal for residential and industrial soil from U.S. Environmental Protection Agency Region IX Preliminary Remediation Goal table.
 - US EPA SSL = Soil Screening Level for migration to groundwater (with dilution-attenuation factor of 20) from U.S. Environmental Protection Agency Region IX Preliminary Remediation Goal table.
 - Exceedances:
 - BOLD** = Concentration exceeds NR 720 Generic RCL (for DRO, Metals, VOCs) or Interim RCL (for PAHs)
 - BOLD** = Concentration exceeds NR 746 Table 1 value
 - US EPA PRGs and SSLs only provided for relative benchmark concentrations.

Exhibit D

Table 3 (Con't)
Soil Analytical Quality Results
South 2nd and South 3rd Street
Sigma Project No. 6707

Soil Boring Identification: Sample Depth (ft)	May 18, 2001										NR 720 RCL	NR 746 Table 1	NR 746 Table 2	Interim RCL	US EPA PRG		US EPA SSL
	GP-11		GP-12		GP-13		Residential		Industrial								
Parameter	0-2	2-4	4-6	0-2	2-4	4-6	6-8	0-2	2-4	4-6	Blank						
Units																	
Percent Solids	83	80	78.5	84.1	85.9	84.1	85.1	85.3	81.9	NA	NA	NS	NS	NS	NS	NS	NS
Diesel Range Organics (DRO)	mg/kg	15	41	NA	NA	1.2 "Q"	2.7 "Q"	NA	5.1	3 "Q"	NA	100	NS	NS	NS	NS	NS
RCRA Metals																	
Arsenic	mg/kg	NA	NA	5.8	NA	NA	4.5	4.4 "E"	NA	NA	NA	0.030	NS	NS	NS	0.39	2.7
Barium	mg/kg	NA	NA	NA	NA	NA	49	100	NA	NA	NA	NS	NS	NS	NS	5,400	100,000
Cadmium	mg/kg	NA	NA	0.31	NA	NA	0.36	0.35	NA	NA	NA	8	NS	NS	NS	37	81
Chromium	mg/kg	NA	NA	23	NA	NA	15	31.0	NA	NA	NA	16000*	NS	NS	NS	210**	450**
Lead	mg/kg	NA	NA	12	NA	NA	65	82	NA	NA	NA	50	NS	NS	NS	400	750
Selenium	mg/kg	NA	NA	0.98	NA	NA	1.2	0.82	NA	NA	NA	NS	NS	NS	NS	390	10,000
Silver	mg/kg	NA	NA	80.18	NA	NA	NA	8.18	40.17	NA	NA	NS	NS	NS	NS	390	10,000
Mercury	mg/kg	NA	NA	0.015	NA	NA	1.6	0.028	NA	NA	NA	NS	NS	NS	NS	23	610
VOCs																	
Benzene	ug/kg	<25	NA	<25	<25	NA	<25	<25	<25	<25	NA	5.5	4,500	1,100	NS	650	1,500
n-Butylbenzene	ug/kg	<25	NA	<25	<25	NA	<25	<25	<25	<25	NA	NS	NS	NS	NS	110,000	220,000
n-Butylbenzene	ug/kg	<25	NA	<25	<25	NA	<25	<25	<25	<25	NA	NS	NS	NS	NS	140,000	240,000
Dichlorodifluoromethane	ug/kg	<25	NA	<25	<25	NA	<25	<25	<25	<25	NA	NS	NS	NS	NS	94,000	310,000
Ethylbenzene	ug/kg	<25	NA	<25	<25	NA	31 "Q"	<25	<25	<25	NA	2,900	4,600	NS	NS	230,000	230,000
Fluorochloromethane	ug/kg	<25	NA	<25	<25	NA	<25	<25	<25	<25	NA	NS	NS	NS	NS	390,000	2,000,000
Isopropylbenzene	ug/kg	<25	NA	<25	<25	NA	79	<25	<25	<25	NA	NS	NS	NS	NS	NS	NS
p-Isopropyltoluene	ug/kg	<25	NA	<25	<25	NA	55 "Q"	<25	<25	<25	NA	NS	NS	NS	NS	NS	NS
Methylene Chloride	ug/kg	<25	NA	31 "Q", B	30 "Q", B	NA	<25	35 "Q", B	<25	<25	NA	NS	NS	NS	NS	8,900	21,000
Naphthalene	ug/kg	<25	NA	<25	42 "Q"	NA	<25	<25	<25	<25	NA	NS	2,700	NS	NS	56,000	180,000
n-Propylbenzene	ug/kg	<25	NA	<25	<25	NA	200	<25	<25	<25	NA	NS	NS	NS	NS	140,000	240,000
Tetrachloroethene	ug/kg	<25	NA	<25	<25	NA	<25	29 "Q"	<25	<25	NA	NS	NS	NS	NS	5,700	19,000
Toluene	ug/kg	<25	NA	<25	<25	NA	<25	<25	<25	<25	NA	1,500	39,000	NS	NS	520,000	520,000
1,2,4-Trimethylbenzene	ug/kg	<25	NA	<25	<25	NA	200	<25	<25	<25	NA	NS	83,000	NS	NS	52,000	170,000
1,3,5-Trimethylbenzene	ug/kg	<25	NA	<25	<25	NA	79	<25	<25	<25	NA	NS	11,000	NS	NS	21,000	70,000
Xylenes (Total)	ug/kg	<75	NA	<75	<75	NA	<75	<75	<75	<75	NA	4,100	42,000	NS	NS	210,000	210,000
PAHs																	
1-Methylnaphthalene	ug/kg	<54	<53	NA	NA	NA	<57	NA	<55	NA	NA	NS	NS	NS	23,000 (gw)	NS	NS
2-Methylnaphthalene	ug/kg	<55	<53	NA	NA	NA	<59	NA	<56	NA	NA	NS	NS	NS	20,000 (gw)	NS	NS
Acenaphthene	ug/kg	83 "Q"	<96	NA	NA	NA	<39	NA	<37	NA	NA	NS	NS	NS	39,000 (gw)	3,700,000	38,000,000
Acenaphthylene	ug/kg	<46	<43	NA	NA	NA	<48	NA	<46	NA	NA	NS	NS	NS	700 (gw)	NS	NS
Anthracene	ug/kg	275	132	NA	NA	NA	<29	NA	<28	NA	NA	NS	NS	NS	3,000,000 (gw)	22,000,000	100,000,000
Benzo(a)anthracene	ug/kg	1,390	1,630	NA	NA	NA	<22	NA	32 "Q"	NA	NA	NS	NS	NS	88 (dc)	620	2,900
Benzo(a)pyrene	ug/kg	1,350	2,240	NA	NA	NA	<32	NA	41 "Q"	NA	NA	NS	NS	NS	8.8 (dc)	62	290
Benzo(b)fluoranthene	ug/kg	1,530	3,100	NA	NA	NA	<32	NA	45 "Q"	NA	NA	NS	NS	NS	88 (dc)	620	2,900
Benzo(g)hperylene	ug/kg	403	837	NA	NA	NA	<39	NA	<36	NA	NA	NS	NS	NS	1,800 (dc)	NS	NS
Benzo(k)fluoranthene	ug/kg	650	768	NA	NA	NA	<18	NA	20 "Q"	NA	NA	NS	NS	NS	880 (dc)	6,200	29,000
Chrysenes	ug/kg	1,440	1,670	NA	NA	NA	<28	NA	42 "Q"	NA	NA	NS	NS	NS	8,800 (dc)	62,000	290,000
Dibenzo(a,h)anthracene	ug/kg	88 "Q"	39 "Q"	NA	NA	NA	<39	NA	<37	NA	NA	NS	NS	NS	8.8 (dc)	62	290
Fluoranthene	ug/kg	2,740	2,940	NA	NA	NA	<39	NA	68 "Q"	NA	NA	NS	NS	NS	500,000 (gw)	2,300,000	30,000,000
Fluorene	ug/kg	197	<43	NA	NA	NA	<46	NA	<45	NA	NA	NS	NS	NS	100,000 (gw)	2,600,000	33,000,000
Indeno(1,2,3-cd)pyrene	ug/kg	425	951	NA	NA	NA	<36	NA	<35	NA	NA	NS	NS	NS	88 (dc)	620	2,900
Naphthalene	ug/kg	<55	<53	NA	NA	NA	<57	NA	<56	NA	NA	NS	2,700	NS	400 (gw)	56,000	190,000
Phenanthrene	ug/kg	1,730	483	NA	NA	NA	<34	NA	38 "Q"	NA	NA	NS	NS	NS	1,800 (gw)	NS	NS
Pyrene	ug/kg	2,380	2,160	NA	NA	NA	<34	NA	66 "Q"	NA	NA	NS	NS	NS	500,000 (dc)	2,300,000	54,000,000

- Notes:
- Soil samples collected by Sigma Environmental Services, Inc. on May 18, 2001.
 - Laboratory analyses were performed by En Chem, Inc. of Green Bay, Wisconsin, in accordance with US EPA Method SW846 3050B (RCRA Metals except mercury), US EPA Method SW846 7471A (mercury), and US EPA Method SW846 8260B (VOCs) and APL, Inc. of Milwaukee, Wisconsin, in accordance with Wisconsin Modified DRO Method (DRO) and US EPA Method SW846 8270 (PAHs).
 - mg/kg = milligrams per kilogram (equivalent to parts per million, ppm).
 - ug/kg = micrograms per kilogram (equivalent to parts per billion, ppb).
 - NA = Not analyzed
 - "Q" = Analyte detected between Limit of Detection and Limit of Quantitation.
 - "B" = Methylene chloride present in blank at 26 ug/kg.
 - "E" = Analyte failed the serial dilution limit of +/ - 10%.
 - NR 720 Generic RCL = Chapter NR 720 Generic Residual Contaminant Level (non-industrial land use RCLs for RCRA metals).
 - * = RCL for trivalent chromium. ** = PRG for total chromium.
 - NS = No standard
 - NR 746 Table 1 = Chapter NR 746, Table 1: Indicators of Residual Petroleum Products in Soil Pores
 - NR 746 Table 2 = Chapter NR 746, Table 2: Protection of Human Health from Direct Contact with Contaminated Soil
 - Interim RCL = more stringent Generic Residual Contaminant Level for protection of groundwater (gw) or direct contact (dc) pathway for non-industrial land use from WDNR Publication RR-519-97 "Soil Cleanup Levels for Polycyclic Aromatic Hydrocarbons (PAHs) Interim Guidance" (April 1997).
 - US EPA PRG = Preliminary Remediation Goal for residential and industrial soil from U.S. Environmental Protection Agency Region IX Preliminary Remediation Goal table.
 - US EPA SSL = Soil Screening Level for migration to groundwater (with dilution-attenuation factor of 20) from U.S. Environmental Protection Agency Region IX Preliminary Remediation Goal table.
 - Exceedances: **BOLD** = Concentration exceeds NR 720 Generic RCL (for DRO, Metals, VOCs) or Interim RCL (for PAHs)
BOLD = Concentration exceeds NR 746 Table 1 value
 - US EPA PRGs and SSLs only provided for relative benchmark concentrations.

Exhibit D

Table 3 (Con't)
Soil Analytical Quality Results
South 2nd and South 3rd Street
Sigma Project No. 6707

Soil Boring Identification:	June 7, 2002		NR	NR	NR	Interim RCL	US EPA PRG		US EPA SSL	
	GP-15	GP-17	720	746	746		Residential	Industrial		
Sample Depth (ft):	6-8	8-10	RCL	Table 1	Table 2					
Parameter	Units									
Percent solids	%	85.4	72.2	NS	NS	NS	NS	NS	NS	
Diesel Range Organics (DRO)	mg/kg	<5.9	76 "H"	100	NS	NS	NS	NS	NS	
Gasoline Range Organics (GRO)	mg/kg	<5.9	<6.9	101	NS	NS	NS	NS	NS	
RCRA Metals										
Arsenic	mg/kg	NA	NA	0.039	NS	NS	NS	0.39	2.7	29
Barium	mg/kg	NA	NA	NS	NS	NS	NS	5,400	100,000	1,600
Cadmium	mg/kg	NA	NA	8	NS	NS	NS	37	81	8
Chromium	mg/kg	NA	NA	16000 *	NS	NS	NS	210**	450**	38**
Lead	mg/kg	NA	NA	50	NS	NS	NS	400	750	NS
Selenium	mg/kg	NA	NA	NS	NS	NS	NS	390	10,000	5
Silver	mg/kg	NA	NA	NS	NS	NS	NS	390	10,000	34
Mercury	mg/kg	NA	NA	NS	NS	NS	NS	23	610	NS
VOCs										
Benzene	µg/kg	<29	<35	5.5	8,500	1,100	NS	650	1,500	30
n-Butylbenzene	µg/kg	NA	NA	NS	NS	NS	NS	110,000	220,000	NS
n-Butylbenzene	µg/kg	NA	NA	NS	NS	NS	NS	140,000	240,000	NS
Dichlorodifluoromethane	µg/kg	NA	NA	NS	NS	NS	NS	94,000	310,000	NS
Ethylbenzene	µg/kg	<29	<35	2,900	4,600	NS	NS	230,000	230,000	13,000
Fluorotrichloromethane	µg/kg	NA	NA	NS	NS	NS	NS	390,000	2,000,000	NS
Isopropylbenzene	µg/kg	NA	NA	NS	NS	NS	NS	NS	NS	NS
p-Isopropyltoluene	µg/kg	NA	NA	NS	NS	NS	NS	NS	NS	NS
Methylene Chloride	µg/kg	NA	NA	NS	NS	NS	NS	8,900	21,000	20
Naphthalene	µg/kg	NA	NA	NS	2,700	NS	NS	56,000	190,000	84,000
n-Propylbenzene	µg/kg	NA	NA	NS	NS	NS	NS	140,000	240,000	NS
Tetrachloroethene	µg/kg	NA	NA	NS	NS	NS	NS	5,700	19,000	60
Toluene	µg/kg	<29	<35	1,500	38,000	NS	NS	520,000	520,000	12,000
1,2,4-Trimethylbenzene	µg/kg	<29	<35	NS	83,000	NS	NS	52,000	170,000	NS
1,3,5-Trimethylbenzene	µg/kg	<29	<35	NS	11,000	NS	NS	21,000	70,000	NS
Xylenes (Total)	µg/kg	<88	<100	4,100	42,000	NS	NS	210,000	210,000	210,000
PAHs										
1-Methylnaphthalene	µg/kg	NA	NA	NS	NS	NS	23,000 (gw)	NS	NS	NS
2-Methylnaphthalene	µg/kg	NA	NA	NS	NS	NS	20,000 (gw)	NS	NS	NS
Acenaphthene	µg/kg	NA	NA	NS	NS	NS	38,000 (gw)	3,700,000	38,000,000	570,000
Acenaphthylene	µg/kg	NA	NA	NS	NS	NS	700 (gw)	NS	NS	NS
Anthracene	µg/kg	NA	NA	NS	NS	NS	3,000,000 (gw)	22,000,000	*****	12,000,000
Benzo(a)anthracene	µg/kg	NA	NA	NS	NS	NS	88 (dc)	620	2,900	2,000
Benzo(a)pyrene	µg/kg	NA	NA	NS	NS	NS	8.8 (dc)	62	290	8,000
Benzo(b)fluoranthene	µg/kg	NA	NA	NS	NS	NS	88 (dc)	620	2,900	5,000
Benzo(ghi)perylene	µg/kg	NA	NA	NS	NS	NS	1,800 (dc)	NS	NS	NS
Benzo(k)fluoranthene	µg/kg	NA	NA	NS	NS	NS	880 (dc)	6,200	29,000	49,000
Chrysene	µg/kg	NA	NA	NS	NS	NS	8,800 (dc)	62,000	290,000	160,000
Dibenzo(a,h)anthracene	µg/kg	NA	NA	NS	NS	NS	8.8 (dc)	62	290	2,000
Fluoranthene	µg/kg	NA	NA	NS	NS	NS	500,000 (gw)	2,300,000	30,000,000	4,300,000
Fluorene	µg/kg	NA	NA	NS	NS	NS	100,000 (gw)	2,600,000	33,000,000	560,000
Indeno(1,2,3-cd)pyrene	µg/kg	NA	NA	NS	NS	NS	88 (dc)	620	2,900	14,000
Naphthalene	µg/kg	NA	NA	NS	2,700	NS	400 (gw)	56,000	190,000	84,000
Phenanthrene	µg/kg	NA	NA	NS	NS	NS	1,800 (gw)	NS	NS	NS
Pyrene	µg/kg	NA	NA	NS	NS	NS	500,000 (dc)	2,300,000	54,000,000	4,200,000

Notes:

- Soil samples collected by Sigma Environmental Services, Inc. on June 7, 2002.
- Laboratory analyses were performed by En Chem, Inc. of Green Bay, Wisconsin, in accordance with US EPA Method SW846 3050B (RCRA Metals except mercury), US EPA Method SW846 7471A (mercury), and US EPA Method SW846 8260B (VOCs), Wisconsin Modified DRO Method (DRO) and Wisconsin GRO Method (GRO).
- mg/kg = milligrams per kilogram (equivalent to parts per million, ppm).
- µg/kg = micrograms per kilogram (equivalent to parts per billion, ppb).
- NA = Not analyzed
- "H" = Late eluting hydrocarbons present.
- NR 720 Generic RCL = Chapter NR 720 Generic Residual Contaminant Level (non-industrial land use RCLs for RCRA metals).
- * = RCL for trivalent chromium. ** = PRG for total chromium.
- NS = No standard
- NR 746 Table 1 = Chapter NR 746, Table 1: Indicators of Residual Petroleum Products in Soil Pores
- NR 746 Table 2 = Chapter NR 746, Table 2: Protection of Human Health from Direct Contact with Contaminated Soil
- Interim RCL = more stringent Generic Residual Contaminant Level for protection of groundwater (gw) or direct contact (dc) pathway for non-industrial land use from WDNR Publication RR-519-97 "Soil Cleanup Levels for Polycyclic Aromatic Hydrocarbons (PAHs) Interim Guidance" (April 1997).
- US EPA PRG = Preliminary Remediation Goal for residential and industrial soil from U.S. Environmental Protection Agency Region IX Preliminary Remediation Goal table.
- US EPA SSL = Soil Screening Level for migration to groundwater (with dilution-attenuation factor of 20) from U.S. Environmental Protection Agency Region IX Preliminary Remediation Goal table.
- Exceedances: **BOLD** = Concentration exceeds NR 720 Generic RCL (for DRO, Metals, VOCs) or Interim RCL (for PAHs)
BOLD = Concentration exceeds NR 746 Table 1 value
- US EPA PRGs and SSLs only provided for relative benchmark concentrations.

Exhibit D

Table 3 (Cont'd)
Soil Analytical Quality Results
South 2nd and South 3rd Street
Sigma Project No. 6707

August 29, 2001

Soil Boring Identification: Sample Depth (ft)	Parameter	Units	MW-1		MW-2		MW-3		NR 720 RCL	NR 746 Table 1	NR 746 Table 2	Interim RCL	US EPA PRG		US EPA SSL
			7-9	9-10	7-11	8-10	7-8	10-12					Residential	Industrial	
	Percent solids	%	84.0	86.8	84.9	74.8	84.8	82.5	NS	NS	NS	NS	NS	NS	NS
	Diesel Range Organics (DRO)	mg/kg	NA	NA	NA	NA	NA	NA	100	NS	NS	NS	NS	NS	NS
RCRA Metals															
	Arsenic	mg/kg	4.2	0.82	24	5	9.9	4.8	0.039	NS	NS	NS	0.39	2.7	29
	Barium	mg/kg	80	32	150	73	70	83	NS	NS	NS	NS	5,400	100,000	1,600
	Cadmium	mg/kg	0.31	0.27	0.36	0.36	0.31	0.34	8	NS	NS	NS	37	81	8
	Chromium	mg/kg	32	16	75	13	250	12	16000	NS	NS	NS	210**	450**	38**
	Lead	mg/kg	11	6.7	81	72	41	53	50	NS	NS	NS	400	750	NS
	Selenium	mg/kg	0.47 *Q	0.47 *Q	1.1	0.6 *Q	1.0	0.77 *Q	NS	NS	NS	NS	390	10,000	5
	Silver	mg/kg	<0.18	<0.17	<0.18	<0.20	<0.18	<0.18	NS	NS	NS	NS	390	10,000	34
	Mercury	mg/kg	0.037	<0.050	0.12	0.87	0.32	0.16	NS	NS	NS	NS	23	610	NS
VOCs															
	Benzene	µg/kg	<25	<25	<25	50	<25	<25	5.5	8,500	1,100	NS	650	1,500	30
	n-Butylbenzene	µg/kg	<25	<25	<25	470	<25	<25	NS	NS	NS	NS	110,000	220,000	NS
	m-Butylbenzene	µg/kg	<25	<25	<25	2,160	<25	<25	NS	NS	NS	NS	140,000	240,000	NS
	Dichlorodifluoromethane	µg/kg	<25	<25	<25	<25	<25	<25	NS	NS	NS	NS	94,000	310,000	NS
	Ethylbenzene	µg/kg	<25	<25	39 *Q	1,400	<25	<25	2,900	4,600	NS	NS	230,000	230,000	13,000
	Fluorotrichloromethane	µg/kg	<25	<25	<25	560	<25	<25	NS	NS	NS	NS	390,000	2,000,000	NS
	Isopropylbenzene	µg/kg	<25	<25	<25	410	<25	<25	NS	NS	NS	NS	NS	NS	NS
	p-Isopropyltoluene	µg/kg	<25	<25	<25	810	<25	<25	NS	NS	NS	NS	NS	NS	NS
	Methylene Chloride	µg/kg	<25	<25	<25	<25	<25	<25	NS	NS	NS	NS	8,900	21,000	20
	Naphthalene	µg/kg	<25	<25	250	21,000	110	<25	NS	2,700	NS	NS	56,000	190,000	84,000
	m-Propylbenzene	µg/kg	<25	<25	<25	1,800	<25	<25	NS	NS	NS	NS	140,000	240,000	NS
	Tetrachloroethene	µg/kg	<25	<25	<25	50	180	<25	NS	NS	NS	NS	5,700	19,000	60
	Toluene	µg/kg	<25	<25	<25	50	40 *Q	<25	1,500	38,000	NS	NS	520,000	520,000	12,000
	Trichloroethene	µg/kg	<25	<25	<25	<25	31 *Q	<25	NS	NS	NS	NS	2,800	6,100	60
	1,2,4-Trimethylbenzene	µg/kg	<25	<25	<25	31,000	34 *Q	<25	NS	83,000	NS	NS	52,000	170,000	NS
	1,3,5-Trimethylbenzene	µg/kg	<25	<25	<25	220	<25	<25	NS	11,000	NS	NS	21,000	70,000	NS
	Xylenes (Total)	µg/kg	<50	<50	330	3,300	107 *Q	<50	4,100	42,000	NS	NS	210,000	210,000	210,000
PAHs															
	1-Methylnaphthalene	µg/kg	<17	<16	520	60,000	500 *Q	24 *Q	NS	NS	NS	23,000 (gw)	NS	NS	NS
	2-Methylnaphthalene	µg/kg	<14	<14	460	66,000	390 *Q	19 *Q	NS	NS	NS	20,000 (gw)	NS	NS	NS
	Acenaphthene	µg/kg	<20	<19	360	6,200	490 *Q	41 *Q	NS	NS	NS	38,000 (gw)	3,700,000	38,000,000	570,000
	Acenaphthylene	µg/kg	<15	<14	1,000 *Q	1900 *Q	370 *Q	15 *Q	NS	NS	NS	700 (gw)	NS	NS	NS
	Anthracene	µg/kg	<14	<14	1,100	3,600	3,000	130	NS	NS	NS	3,000,000 (gw)	22,000,000	100,000,000	12,000,000
	Benzo(a)anthracene	µg/kg	<16	<16	2,800	3,800	6,400	210	NS	NS	NS	88 (dc)	620	2,900	2,000
	Benzo(a)pyrene	µg/kg	<15	<14	2,300	2,800	5,300	170	NS	NS	NS	8.8 (dc)	62	290	8,000
	Benzo(b)fluoranthene	µg/kg	<13	<13	1,700	860 *Q	3,500	110	NS	NS	NS	88 (dc)	620	2,900	5,000
	Benzo(g)h)perylene	µg/kg	<14	<13	1,100	910 *Q	2,700	71	NS	NS	NS	1,800 (dc)	NS	NS	NS
	Benzo(k)fluoranthene	µg/kg	<15	<15	2,300	<700	8,500	140	NS	NS	NS	880 (dc)	6,200	29,000	49,000
	Chrysene	µg/kg	<16	<16	2,500	6,500	6,000	160	NS	NS	NS	8,800 (dc)	62,000	290,000	160,000
	Dibenzo(a,h)anthracene	µg/kg	<13	<13	390	<590	1,100	30 *Q	NS	NS	NS	8.8 (dc)	62	290	2,000
	Fluoranthene	µg/kg	<12	<12	6,000	1,900	14,000	410	NS	NS	NS	500,000 (gw)	2,300,000	30,000,000	4,300,000
	Fluorene	µg/kg	<15	<14	470	5,300	780	57	NS	NS	NS	100,000 (gw)	2,600,000	33,000,000	560,000
	Indeno(1,2,3-cd)pyrene	µg/kg	<14	<13	1,100	<610	2,700	68	NS	NS	NS	88 (dc)	620	2,900	14,000
	Naphthalene	µg/kg	<20	<20	600	5,000	540 *Q	32 *Q	NS	2,700	NS	400 (gw)	56,000	190,000	84,000
	Phenanthrene	µg/kg	<13	<13	5,400	32,000	11,000	360	NS	NS	NS	1,800 (gw)	NS	NS	NS
	Pyrene	µg/kg	<14	<14	5,800	11,000	13,000	410	NS	NS	NS	500,000 (dc)	2,300,000	54,000,000	4,200,000

Notes:

- Soil samples collected by Sigma Environmental Services, Inc. on August 29, 2001.
- Laboratory analyses were performed by En Chem, Inc. of Green Bay, Wisconsin, in accordance with US EPA Method SW846 3050B (RCRA Metals except mercury), US EPA Method SW846 7471A (mercury), and US EPA Method SW846 8260B (VOCs) and APL, Inc. of Milwaukee, Wisconsin, in accordance with Wisconsin Modified DRO Method (DRO) and US EPA Method SW846 8270 (PAHs).
- mg/kg = milligrams per kilogram (equivalent to parts per million, ppm).
- µg/kg = micrograms per kilogram (equivalent to parts per billion, ppb).
- NA = Not analyzed
- *Q = Analyte detected between Limit of Detection and Limit of Quantitation.
- *B = Methylene chloride present in blank at 26 µg/kg
- *E = Analyte failed the serial dilution limit of +/- 10%.
- NR 720 Generic RCL = Chapter NR 720 Generic Residual Contaminant Level (non-industrial land use RCLs for RCRA metals).
- * = RCL for trivalent chromium. ** = PRG for total chromium.
- NS = No standard
- NR 746 Table 1 = Chapter NR 746, Table 1 - Indicators of Residual Petroleum Products in Soil Pores
- NR 746 Table 2 = Chapter NR 746, Table 2 - Protection of Human Health from Direct Contact with Contaminated Soil
- Interim RCL = more stringent Generic Residual Contaminant Level for protection of groundwater (gw) or direct contact (dc) pathway for non-industrial land use from WDNR Publication RR-519-97 "Soil Cleanup Levels for Polycyclic Aromatic Hydrocarbons (PAHs) Interim Guidance" (April 1997).
- US EPA PRG = Preliminary Remediation Goal for residential and industrial soil from U.S. Environmental Protection Agency Region IX Preliminary Remediation Goal table.
- US EPA SSL = Soil Screening Level for migration to groundwater (with dilution-attenuation factor of 20) from U.S. Environmental Protection Agency Region IX Preliminary Remediation Goal table.
- Exceedances: **BOLD** = Concentration exceeds NR 720 Generic RCL (for DRO, Metals, VOCs) or Interim RCL (for PAHs)
BOLD = Concentration exceeds NR 746 Table 1 value
- US EPA PRGs and SSLs only provided for relative benchmark concentrations.

Exhibit D

Table J
Soil Analytical Quality Results - RCRA Metals and Detected VOCs
South 2nd and South 3rd Street
Sigma Project No. 6707

Soil Boring Identification:		August 29, 2001							NR 720	NR 746	NR 746	Interim	US EPA PRG		US EPA
Sample Depth (ft):		MW-4	MW-5		MW-6		MW-7	MeOH	RCL	Table 1	Table 2	RCL	Residential	Industrial	SSL
Parameter	Units	10 - 12	6 - 8	16 - 18	2 - 4	16 - 18	10 - 12	Blank							
Percent solids	%	80.1	96.4	83.4	85.5	87.6	79.7	NA	NS	NS	NS	NS	NS	NS	NS
Diesel Range Organics (DRO)	mg/kg	NA	NA	NA	NA	NA	NA	NA	100	NS	NS	NS	NS	NS	NS
RCRA Metals															
Arsenic	mg/kg	6.0	1.7	3.8	4.7	3.5	4.1	NA	0.035	NS	NS	NS	0.39	2.7	2.0
Barium	mg/kg	65	19	62	95	40	72	NA	NS	NS	NS	NS	5,400	100,000	1,600
Cadmium	mg/kg	0.54	0.082*Q	0.17*Q	0.26	0.2	0.17*Q	NA	8	NS	NS	NS	37	81	8
Chromium	mg/kg	23	9.7	22	16	11	14	NA	16000*	NS	NS	NS	210**	450**	36**
Lead	mg/kg	50 "N"	4.8 "A"	9.5	52	7.7	38	NA	50	NS	NS	NS	400	750	NS
Selenium	mg/kg	0.88	0.24*Q	0.37*Q	0.47*Q	0.5*Q	0.38*Q	NA	NS	NS	NS	NS	390	10,000	5
Silver	mg/kg	<0.19	<0.16	<0.16	<0.18	<0.17	<0.19	NA	NS	NS	NS	NS	390	10,000	34
Mercury	mg/kg	0.045	<0.0054	0.033	0.260	0.015*Q	0.23	NA	NS	NS	NS	NS	23	610	NS
VOCs															
Benzene	µg/kg	<25	<25	<25	<25	<25	<25	<25	5.5	8,500	1,100	NS	650	1,500	30
s-Butylbenzene	µg/kg	<25	<25	<25	<25	<25	<25	<25	NS	NS	NS	NS	110,000	220,000	NS
n-Butylbenzene	µg/kg	<25	<25	<25	<25	<25	<25	<25	NS	NS	NS	NS	140,000	240,000	NS
Dichlorodifluoromethane	µg/kg	<25	<25	<25	<25	<25	<25	<25	NS	NS	NS	NS	94,000	310,000	NS
Ethylbenzene	µg/kg	<25	<25	<25	<25	<25	<25	<25	2,900	4,600	NS	NS	230,000	230,000	13,000
Fluorotrichloromethane	µg/kg	<25	<25	<25	<25	<25	<25	<25	NS	NS	NS	NS	390,000	2,000,000	NS
Isopropylbenzene	µg/kg	<25	<25	<25	<25	<25	<25	<25	NS	NS	NS	NS	NS	NS	NS
p-Isopropyltoluene	µg/kg	<25	<25	<25	<25	<25	<25	<25	NS	NS	NS	NS	NS	NS	NS
Methylene Chloride	µg/kg	<25	<25	<25	<25	<25	<25	<25	NS	NS	NS	NS	8,900	21,000	20
Naphthalene	µg/kg	<25	31*Q	<25	<25	<25	<25	<25	NS	2,700	NS	NS	56,000	190,000	84,000
n-Propylbenzene	µg/kg	<25	<25	<25	<25	<25	<25	<25	NS	NS	NS	NS	140,000	240,000	NS
Tetrachloroethene	µg/kg	<25	<25	<25	<25	<25	<25	<25	NS	NS	NS	NS	5,700	19,000	60
Toluene	µg/kg	<25	<25	<25	<25	<25	<25	<25	1,500	38,000	NS	NS	520,000	520,000	12,000
Trichloroethene	µg/kg	<25	<25	<25	<25	<25	<25	<25	NS	NS	NS	NS	2,800	6,100	60
1,2,4-Trimethylbenzene	µg/kg	<25	<25	<25	<25	<25	<25	<25	NS	83,000	NS	NS	52,000	170,000	NS
1,3,5-Trimethylbenzene	µg/kg	<25	<25	<25	<25	<25	<25	<25	NS	11,000	NS	NS	21,000	70,000	NS
Xylenes (Total)	µg/kg	<50	<50	<50	<50	<50	<50	<75	4,100	42,000	NS	NS	210,000	210,000	210,000
PAHs															
1-Methylnaphthalene	µg/kg	<17	<15	<17	<16	<16	<18	NA	NS	NS	NS	23,000 (gw)	NS	NS	NS
2-Methylnaphthalene	µg/kg	<15	<12	<14	<14	<14	<15	NA	NS	NS	NS	20,000 (gw)	NS	NS	NS
Acenaphthene	µg/kg	<21	94	<20	<19	<19	<21	NA	NS	NS	NS	38,000 (gw)	3,700,000	38,000,000	570,000
Acenaphthylene	µg/kg	<16	<13	<15	<15	<14	<16	NA	NS	NS	NS	700 (gw)	NS	NS	NS
Anthracene	µg/kg	<15	200	<14	57	<14	78	NA	NS	NS	NS	3,000,000 (gw)	22,000,000	100,000,000	12,000,000
Benzo(a)anthracene	µg/kg	<17	240	<16	160	<15	200	NA	NS	NS	NS	88 (dc)	620	2,900	2,000
Benzo(a)pyrene	µg/kg	<16	190	<15	150	<14	170	NA	NS	NS	NS	8.8 (dc)	62	290	8,000
Benzo(b)fluoranthene	µg/kg	<14	160	<13	110	<13	110	NA	NS	NS	NS	88 (dc)	620	2,900	5,000
Benzo(g)h)perylene	µg/kg	<14	31*Q	<14	64	<13	94	NA	NS	NS	NS	1,800 (dc)	NS	NS	NS
Benzo(k)fluoranthene	µg/kg	<16	180	<16	110	<15	200	NA	NS	NS	NS	880 (dc)	6,200	29,000	49,000
Chrysene	µg/kg	<17	210	<16	150	<15	200	NA	NS	NS	NS	8,800 (dc)	62,000	290,000	160,000
Dibenzo(a,h)anthracene	µg/kg	<14	38	<13	20 "Q"	<13	33 "Q"	NA	NS	NS	NS	8.8 (dc)	62	290	2,000
Fluoranthene	µg/kg	<13	580	<13	300	<12	460	NA	NS	NS	NS	500,000 (gw)	2,300,000	30,000,000	4,300,000
Fluorene	µg/kg	<16	100	<15	<15	<14	41*Q	NA	NS	NS	NS	100,000 (gw)	2,600,000	33,000,000	560,000
Indeno(1,2,3-cd)pyrene	µg/kg	<14	86	<14	66	<13	92	NA	NS	NS	NS	88 (dc)	620	2,900	14,000
Naphthalene	µg/kg	<21	<18	<20	<20	<19	<21	NA	NS	2,700	NS	400 (gw)	56,000	190,000	84,000
Phenanthrene	µg/kg	<14	670	<13	78	<13	250	NA	NS	NS	NS	1,800 (gw)	NS	NS	NS
Pyrene	µg/kg	<15	560	<14	280	<14	400	NA	NS	NS	NS	500,000 (dc)	2,300,000	54,000,000	4,200,000

- Notes:
- Soil samples collected by Sigma Environmental Services, Inc. on August 29, 2001.
 - Laboratory analyses were performed by Env Chem, Inc. of Green Bay, Wisconsin, in accordance with US EPA Method SW846 3050B (RCRA Metals except mercury), US EPA Method SW846 7471A (mercury), and US EPA Method SW846 8260B (VOCs) and APL, Inc. of Milwaukee, Wisconsin, in accordance with Wisconsin Modified DRO Method (DRO) and US EPA Method SW846 8270 (PAHs).
 - mg/kg = milligrams per kilogram (equivalent to parts per million, ppm).
 - µg/kg = micrograms per kilogram (equivalent to parts per billion, ppb)
 - NA = Not analyzed
 - *Q = Analyte detected between Limit of Detection and Limit of Quantitation.
 - *B = Methylene chloride present in blank at 26 µg/kg
 - *E = Analyte failed the serial dilution limit of +/- 10%.
 - NR 720 Generic RCL = Chapter NR 720 Generic Residual Contaminant Level (non-industrial land use RCLs for RCRA metals).
 - * = RCL for trivalent chromium. ** = PRG for total chromium.
 - NS = No standard
 - NR 746 Table 1 = Chapter NR 746, Table 1: Indicators of Residual Petroleum Products in Soil Pores
 - NR 746 Table 2 = Chapter NR 746, Table 2: Protection of Human Health from Direct Contact with Contaminated Soil
 - Interim RCL = more stringent Generic Residual Contaminant Level for protection of groundwater (gw) or direct contact (dc) pathway for non-industrial land use from WDNR Publication RR-519 -97 "Soil Cleanup Levels for Polycyclic Aromatic Hydrocarbons (PAHs) Interim Guidance" (April 1997)
 - US EPA PRG = Preliminary Remediation Goal for residential and industrial soil from U.S. Environmental Protection Agency Region IX Preliminary Remediation Goal table.
 - US EPA SSL = Soil Screening Level for migration to groundwater (with dilution-attenuation factor of 20) from U.S. Environmental Protection Agency Region IX Preliminary Remediation Goal table.
 - Exceedances: **BOLD** = Concentration exceeds NR 720 Generic RCL (for DRO, Metals, VOCs) or Interim RCL (for PAHs)
BOLD = Concentration exceeds NR 746 Table 1 value
 - US EPA PRGs and SSLs only provided for relative benchmark concentrations.

Exhibit E

Table 4
Groundwater Quality Results
City of Milwaukee
South 2nd and South 3rd Street

Project # 6707

Parameter	GP-1		GP-5		GP-8		GP-13		Equip Blank	Trip Blank	NR 140 ES	NR 140 PAL
	Sample Date: 05/21/2001	05/21/2001	05/21/2001	05/21/2001	05/21/2001	05/21/2001	05/21/2001	05/21/2001				
Temporary Well ID: Units												
Parameter												
Dissolved RCRA Metals												
Arsenic	µg/L	2.0	9.4	5.3	NA	NA	NA	NA	NA	NA	50	5
Barium	µg/L	84	94	190	9.8	NA	NA	NA	NA	NA	2,000	400
Cadmium	µg/L	0.16 "Q"	0.11 "Q"	<0.26	<0.26	NA	NA	NA	NA	NA	5	5
Chromium	µg/L	2.1	3.8	2.5	1.7	NA	NA	NA	NA	NA	100	10
Lead	µg/L	0.09 "Q"	0.02 "Q"	1.2 "Q"	1.2 "Q"	NA	NA	NA	NA	NA	15	1.5
Selenium	µg/L	27	1.9	4.0	1.0	NA	NA	NA	NA	NA	50	10
Silver	µg/L	<0.16	<0.16	<0.11	<0.11	NA	NA	NA	NA	NA	50	10
Mercury	µg/L	<0.044	<0.044	<0.044	<0.044	NA	NA	NA	NA	NA	2	0.2
PVOCs and Disturbed VOCs												
Benzene	µg/L	<0.29	<0.29	<0.29	<0.29	<0.29	<0.29	<0.29	<0.29	<0.29	5	0.5
Ethylbenzene	µg/L	<0.57	<0.57	<0.57	<0.57	<0.57	<0.57	<0.57	<0.57	<0.57	700	140
Methyl-tert-butyl ether	µg/L	<0.20	<0.20	<0.20	<0.20	<0.20	<0.20	<0.20	<0.20	<0.20	60	12
Toluene	µg/L	0.43	0.34 "Q"	<0.13	0.50	0.61	0.15 "Q"	<0.13	<0.13	<0.13	1,000	200
1,2,4-Trimethylbenzene	µg/L	<0.34	0.79 "Q"	<0.34	<0.34	<0.29	<0.29	<0.29	<0.29	<0.29	NS	NS
1,3,5-Trimethylbenzene	µg/L	<0.29	<0.29	<0.29	<0.29	<0.29	<0.29	<0.29	<0.29	<0.29	NS	NS
Total Trimethylbenzene	µg/L	<0.63	0.79 "Q"	<0.63	<0.63	<0.63	<0.63	<0.63	<0.63	<0.63	480	96
Xylenes, Total	µg/L	<0.63	<0.63	<0.63	<0.63	<0.63	<0.63	<0.63	<0.63	<0.63	10,000	1,000
Chlorobenzene	µg/L	<0.19	<0.19	<0.19	<0.19	<0.19	<0.19	<0.19	<0.19	<0.19	NS	NS
1,2-Dichlorobenzene	µg/L	<0.20	<0.20	<0.20	2.0	2.0	<0.20	<0.20	<0.20	<0.20	600	60
1,4-Dichlorobenzene	µg/L	<0.31	<0.31	<0.31	0.37 "Q"	<0.31	<0.31	<0.31	<0.31	<0.31	75	15
p-Isopropyltoluene	µg/L	<0.25	<0.25	<0.25	0.89	1.1	<0.25	<0.25	<0.25	<0.25	NS	NS
Methylene Chloride	µg/L	<0.36	<0.36	<0.36	<0.36	<0.36	<0.36	<0.36	<0.36	<0.36	5	0.5
Naphthalene	µg/L	<0.27	7.9	<0.27	0.64 "Q"	0.64 "Q"	<0.27	<0.27	<0.27	<0.27	40	8

- Laboratory analyses were performed by En Chem, Inc. of Green Bay, Wisconsin, in accordance with US EPA Method SW846 6020 (RCRA Metals except mercury), US EPA Method SW846 7470A (mercury), and US EPA Method SW846 8260B (VOCs).
- µg/L = micrograms per liter (equivalent to parts per billion)
- NA = Not analyzed
- NR 140 ES = Wisconsin Administrative Code Chapter NR 140 Enforcement Standard
- NR 140 PAL = Wisconsin Administrative Code Chapter NR 140 Preventive Action Limit
- NS = No standard established in Chapter NR 140
- "Q" = Concentrations between Limit of Detection and Limit of Quantitation
- Exceedances:
 - BOLD** = Analyte concentration exceeds NR 140 ES
 - BOLD** = Analyte concentration exceeds NR 140 PAL

Exhibit E

Table 4 (cont)
Groundwater Quality Results
City of Milwaukee
South 2nd and South 3rd Street
Project # 6707

Parameter	Monitoring Well ID:										Equip Blank	Trip Blank	NR 140 ES	NR 140 PAL	
	MW-1	MW-3	MW-4	MW-5	MW-6	MW-7	09/13/2001	09/13/2001	09/13/2001	09/13/2001					
Parameter Units															
Dissolved RCRA Metals															
Arsenic	0.3	2.7	3.2	1.2	0.53 "Q"	1.3	NA	NA	NA	NA	NA	50	2,000	400	5
Barium	260	470	200	870	410	120	NA	NA	NA	NA	NA	50	2,000	400	5
Chromium	<0.26	<0.070	<0.070	<0.070	0.070 "Q"	<0.070	NA	NA	NA	NA	NA	5	100	10	0.5
Lead	14	4.0 "Q"	3.0 "Q"	<1.1 "C"	<1.1 "C"	<1.1 "C"	NA	NA	NA	NA	NA	15	15	15	1.5
Selenium	0.63 "Q"	0.42 "Q"	<0.39	<0.39	<0.39	0.99 "Q"	NA	NA	NA	NA	NA	50	50	10	10
Silver	3.0	1.4	1.9	1.7	1.1 "Q"	0.58 "Q"	NA	NA	NA	NA	NA	50	50	10	10
Mercury	0.18 "Q"	<0.16	<0.16	<0.16	<0.16	<0.16	NA	NA	NA	NA	NA	2	2	0.2	0.2
PVOCs and Distard VOCs															
Ethylbenzene	<0.44	<0.44	<0.44	<0.44	<0.44	<0.44	<0.48	<0.48	<0.48	<0.48	<0.48	5	5	0.5	0.5
Methyl-tert-butyl ether	<0.44	<0.44	<0.44	<0.44	<0.44	<0.44	<0.43	<0.43	<0.43	<0.43	<0.43	700	140	140	140
Toluene	<0.67	<0.67	<0.67	<0.67	<0.67	<0.67	<0.67	<0.67	<0.67	<0.67	<0.67	80	12	12	12
1,2,4-Trimethylbenzene	<0.47	0.59 "Q"	<0.47	<0.47	<0.47	<0.47	<0.47	<0.47	<0.47	<0.47	<0.47	1,000	200	200	200
1,3,5-Trimethylbenzene	<0.51	20	<0.51	<0.51	<0.51	<0.51	<0.51	<0.51	<0.51	<0.51	<0.51	NS	NS	NS	NS
Total Trimethylbenzene	<0.52	7.7	<0.52	<0.52	<0.52	<0.52	<0.52	<0.52	<0.52	<0.52	<0.52	NS	NS	NS	NS
Xylenes, Total	<1.03	27.7	<1.03	<1.03	<1.03	<1.03	<1.03	<1.03	<1.03	<1.03	<1.03	480	96	96	96
Chlorobenzene	<1.94	18.4	<1.94	<1.94	<1.94	<1.94	<1.94	<1.94	<1.94	<1.94	<1.94	10,000	1,000	1,000	1,000
1,2-Dichlorobenzene	<0.55	<0.55	<0.55	<0.55	<0.55	<0.55	<0.55	<0.55	<0.55	<0.55	<0.55	NS	NS	NS	NS
1,4-Dichlorobenzene	<0.67	<0.67	<0.67	<0.67	<0.67	<0.67	<0.67	<0.67	<0.67	<0.67	<0.67	600	60	60	60
p-Isopropyltoluene	<0.39	<0.39	<0.39	<0.39	<0.39	<0.39	<0.39	<0.39	<0.39	<0.39	<0.39	75	15	15	15
Methylene Chloride	<0.57	<0.57	<0.57	<0.57	<0.57	<0.57	<0.43	<0.43	<0.43	<0.43	<0.43	NS	NS	NS	NS
Naphthalene	<0.85	<0.85	<0.85	<0.85	<0.85	<0.85	<0.85	<0.85	<0.85	<0.85	<0.85	5	5	0.5	0.5
n-Propylbenzene	<0.59	52	<0.59	<0.59	<0.59	<0.59	<0.59	<0.59	<0.59	<0.59	<0.59	40	5	5	5
n-Propylbenzene	<0.64	1.3 "Q"	<0.64	<0.64	<0.64	<0.64	<0.64	<0.64	<0.64	<0.64	<0.64	NS	NS	NS	NS
Polynuclear Aromatic Hydrocarbons															
1-Methyl Naphthalene	<0.42	98	<0.42	<0.21	<0.21	<0.21	<0.21	<0.21	<0.21	<0.21	<0.21	NS	NS	NS	NS
2-Methyl Naphthalene	<0.40	85	<0.40	<0.20	<0.20	<0.20	<0.20	<0.20	<0.20	<0.20	<0.20	NS	NS	NS	NS
Acenaphthylene	<2.0	13	<1.0	<1.0	<1.0	<1.0	<1.0	<1.0	<1.0	<1.0	<1.0	NS	NS	NS	NS
Anthracene	<0.02	3	0.03	0.08	0.08	0.08	<0.01	<0.01	<0.01	<0.01	<0.01	3,000	600	600	600
Benzo (a) Anthracene	<0.15	6.1	<0.07	0.14	0.14	0.14	<0.07	<0.07	<0.07	<0.07	<0.07	NS	NS	NS	NS
Benzo (a) Pyrene	<0.20	33	<0.10	0.11	0.11	0.11	<0.10	<0.10	<0.10	<0.10	<0.10	0.2	0.02	0.02	0.02
Benzo (b) Fluoranthene	<0.13	12	<0.07	0.17	0.17	0.17	<0.07	<0.07	<0.07	<0.07	<0.07	0.2	0.02	0.02	0.02
Benzo (k) Fluoranthene	<0.02	0.61	<0.01	0.06	0.06	0.06	<0.01	<0.01	<0.01	<0.01	<0.01	NS	NS	NS	NS
Fluoranthrene	<0.72	53	<0.36	<0.36	<0.36	<0.36	<0.36	<0.36	<0.36	<0.36	<0.36	400	80	80	80
Fluorene	<0.66	7.9	<0.33	<0.33	<0.33	<0.33	<0.33	<0.33	<0.33	<0.33	<0.33	400	400	400	400
Naphthalene	<0.44	6.8	<0.22	<0.22	<0.22	<0.22	<0.22	<0.22	<0.22	<0.22	<0.22	40	40	40	40
Phenanthrene	<0.07	33	0.1	0.27	0.27	0.27	<0.06	<0.06	<0.06	<0.06	<0.06	NS	NS	NS	NS
Pyrene	<0.12	8	<0.12	0.28	0.28	0.28	<0.06	<0.06	<0.06	<0.06	<0.06	250	50	50	50

Notes:
1. Laboratory analyses were performed by En Chem, Inc. of Green Bay, Wisconsin, in accordance with US EPA Method SW846 6020 (RCRA Metals except mercury), US EPA Method SW846 7470A (mercury), and US EPA Method SW846 8260B (VOCs).
2. µg/L = micrograms per liter (equivalent to parts per billion)
3. NA = Not analyzed
4. NR 140 ES = Wisconsin Administrative Code Chapter NR 140 Enforcement Standard
5. NR 140 PAL = Wisconsin Administrative Code Chapter NR 140 Preventive Action Limit
6. NS = No standard established in Chapter NR 140
7. "Q" = Concentration between Limit of Detection and Limit of Quantitation
8. Exceedances: **BOLD** = Analyte concentration exceeds NR 140 ES
BOLD = Analyte concentration exceeds NR 140 PAL