From: Lumley, Lisa - DOT
Sent: Wednesday, May 11, 2022 5:08 PM
To: Schmenk, Colin R -DNR
Cc: Sommerfeld, Mae M - DOT
Subject: RE: Phase 2.5 Work Plan 6230-20-00, WIS 54, Outagamie County
Attachments: WisDOT 6230-20-00 Seymour Phase 2.5.pdf

Follow Up Flag: Follow up
Flag Status: Flagged

See attached!

Let me know if you need anything else, Colin!

From: Schmenk, Colin R -DNR <colinr.schmenk@wisconsin.gov>
Sent: Monday, May 9, 2022 2:13 PM
To: Lumley, Lisa - DOT <lisa.lumley@dot.wi.gov>
Cc: Sommerfeld, Mae M - DOT <mae.sommerfeld@dot.wi.gov>
Subject: RE: Phase 2.5 Work Plan 6230-20-00, WIS 54, Outagamie County

Hi Lisa,

Do you have a Phase 2.5 or other documentation to go along with this special provisions review? I only received the special provisions for this project but you included a Phase 2.5 in addition to the special provisions for the 6517-15-30 project. I'm not familiar with the project so some additional information (Phase 2/2.5, Phase 1, plan figures, associated BRRTS case(s), etc.) would be appreciated for 6230-20-00.

Thanks,
-Colin
We are committed to service excellence.
Visit our survey at http://dnr.wi.gov/customersurvey to evaluate how I did.

Colin Schmenk
Hydrogeologist – Remediation & Redevelopment Program
Wisconsin Department of Natural Resources
2984 Shawano Ave
Green Bay, WI 54313-6727
Phone #: (920) 510-9482
ColinR.Schmenk@Wisconsin.gov
dnr.wi.gov

From: Lumley, Lisa - DOT <lisa.lumley@dot.wi.gov>
Sent: Monday, May 9, 2022 12:10 PM
To: Schmenk, Colin R -DNR <colinr.schmenk@wisconsin.gov>

Cc: Sommerfeld, Mae M - DOT <mae.sommerfeld@dot.wi.gov>
Subject: FW: Phase 2.5 Work Plan 6230-20-00, WIS 54, Outagamie County

Hi Colin,

Please review the special provisions for project 6230-20-00, WIS 54, Seymour, Outagamie County. Let me know if you have comments or concerns. I will wait for your concurrence before proceeding.

Lisa Lumley
Environmental Analysis and Review Specialist
Wisconsin Department of Transportation
Northeast Region
(920) 360-6684
wisconsindot.gov

If this is related to a records request, please email: dotdtsdnerecords@dot.wi.gov

---

From: Paul Raymaker <praymaker@baywest.com>
Sent: Thursday, May 5, 2022 11:57 AM
To: Sommerfeld, Mae M - DOT <mae.sommerfeld@dot.wi.gov>
Cc: Hansen, Jesse J - DOT <Jesse.Hansen@dot.wi.gov>; Lumley, Lisa - DOT <lisa.lumley@dot.wi.gov>; Tarek Aboueid <taboueid@BAYWEST.com>
Subject: RE: Phase 2.5 Work Plan 6230-20-00, WIS 54, Outagamie County

CAUTION: This email originated from outside the organization.
Do not click links or open attachments unless you recognize the sender and know the content is safe.

Hi Mae-
Attached are the special provisions for Project 6230-20-00 in Seymour that was revised based on your comments. Take a look and let me know if you have any questions or additional revisions. I've also attached the special provisions for Project 6517-15-30 in Shiocton that has your revisions integrated into the document as applicable; however, let me know if I need to send those special provisions to a different group in a separate project specific email.

Thanks,

Paul Raymaker, P.G.
Project Manager
direct: 651-291-3411 | cell: 651-785-5618

24-hr Emergency: 1-800-279-0456

Bay West

www.baywest.com

From: Sommerfeld, Mae M - DOT <mae.sommerfeld@dot.wi.gov>
Sent: Monday, April 11, 2022 3:13 PM
To: Paul Raymaker <praymaker@baywest.com>
Cc: Hansen, Jesse J - DOT <Jesse.Hansen@dot.wi.gov>; Lumley, Lisa - DOT <lisa.lumley@dot.wi.gov>
Subject: RE: Phase 2.5 Work Plan 6230-20-00, WIS 54, Outagamie County

Hi Paul,

Attached are comments for STPS. After these changes are made and we are happy with the adjustments we will send to DNR for concurrence.

For the stockpiling comment, below is example language from a previous project.

> When material is encountered outside the above-identified limits of known contamination that appears to have been impacted with petroleum or chemical products, or when other obvious potentially contaminated materials are encountered or material exhibits characteristics of industrial-type wastes, such as fly ash, foundry sand, and cinders, or when underground storage tanks are encountered, suspend excavation in that area and notify the engineer.
>
> Some material may require additional characterization prior to disposal. Provide for the temporary stockpiling of up to XX cubic yards of contaminated soil on-site that require additional characterization. Construct and maintain a temporary stockpile of the material according to NR 718.05(3), including, but not limited to, placement of the contaminated soil/fill material on an impervious surface and covering the stockpile with impervious material to prevent infiltration of precipitation. The environmental consultant will collect representative samples of the stockpiled material, laboratory-analyze the samples, and advise the contractor, within XX business days of the construction of the stockpile, of disposal requirements. The stockpiled material shall be disposed either at the WDNR-licensed disposal facility by the contractor or, if characterized as hazardous waste, by the department. As an alternative to temporarily stockpiling contaminated soil/fill material that requires additional characterization, the contractor has the option to suspend excavation in those areas, as stated above.

As far as the contaminated water, we didn't see any language addressing that in the STPS, there is a comment about it now in there. I wanted to ask if any coordination has been done with the municipality to see if we could dewater into their waste water treatment facility?

Thanks,

Mae Sommerfeld
Regional Environmental Coordinator
Department of Transportation
Northeast Region
Email: Mae.sommerfeld@dot.wi.gov

From: VanPrice, Kathie - DOT <Kathie.VanPrice@dot.wi.gov>
Sent: Wednesday, March 16, 2022 8:44 AM
To: Sommerfeld, Mae M - DOT <mae.sommerfeld@dot.wi.gov>; Lumley, Lisa - DOT <lisa.lumley@dot.wi.gov>
Subject: FW: Phase 2.5 Work Plan 6230-20-00, WIS 54, Outagamie County

Are one of you comfortable working with Jesse to make sure everything we need is here? Just a note that after we're good with them, they should be sent to our DNR R&R LTE (would be Colin now) for concurrence.
Let me know if you have any questions.
Thanks,
Kathie

From: Paul Raymaker <praymaker@baywest.com>
Sent: Monday, March 14, 2022 1:17 PM
To: VanPrice, Kathie - DOT <Kathie.VanPrice@dot.wi.gov>; Mark Gretebeck <mgretebeck@BAYWEST.com>
Cc: Lumley, Lisa - DOT <lisa.lumley@dot.wi.gov>; Sommerfeld, Mae M - DOT <mae.sommerfeld@dot.wi.gov>; Hansen, Jesse J - DOT <Jesse.Hansen@dot.wi.gov>
Subject: RE: Phase 2.5 Work Plan 6230-20-00, WIS 54, Outagamie County

CAUTION: This email originated from outside the organization.
Do not click links or open attachments unless you recognize the sender and know the content is safe.

Hi Kathie-
Attached are the special provisions for WIS 54 project (6230-20-00) for your review. Let me know if you have any changes or if you think any other special provision text blocks are required for this work.

Paul Raymaker, PG
Project Manager/Geologist
Direct: 651-291-3411 Cell: 651-785-5618
praymaker@baywest.com

Bay West LLC
Customer-Focused Environmental & Industrial Solutions
5201 East River Road #313, Minneapolis, MN 55421
24-hrs: 1-800-279-0456
www.baywest.com

Check it out. . . Bay West Way of Being

From: VanPrice, Kathie - DOT <Kathie.VanPrice@dot.wi.gov>
Sent: Monday, February 7, 2022 12:48 PM
To: Paul Raymaker <praymaker@baywest.com>; Mark Gretebeck <mgretebeck@BAYWEST.com>
Cc: Lumley, Lisa - DOT <lisa.lumley@dot.wi.gov>; Sommerfeld, Mae M - DOT <mae.sommerfeld@dot.wi.gov>; Hansen, Jesse J - DOT <Jesse.Hansen@dot.wi.gov>
Subject: FW: Phase 2.5 Work Plan 6230-20-00, WIS 54, Outagamie County

Hi, Paul and Mark
The e-mail below contains a link to the updated plans for the WIS 54 project (6230-20-00) in Outagamie County.
If you have any questions, feel free to reach out to Lisa, or Mae, or Jesse. I can also assist as needed.
Thank you,
Kathie

From: Hansen, Jesse J - DOT <Jesse.Hansen@dot.wi.gov>
Sent: Monday, February 07, 2022 11:11 AM
To: VanPrice, Kathie - DOT <Kathie.VanPrice@dot.wi.gov>
Cc: Hansen, Jesse J - DOT <Jesse.Hansen@dot.wi.gov>
Subject: RE: Phase 2.5 Work Plan 6517-15-30, WIS 76, Outagamie County - Shiocton, WI

Good morning Kathie,

Please see link below for the latest plan set for STH 54 project 6230-20-00.

https://wisdot.box.com/s/fga6qfoarbxky2zvcxls7poghz9bhs9b

Sincerely,
Jesse

Jesse Hansen, P.E.
Wisconsin Department of Transportation
Northeast Region
Phone: (920) 492-5630
wisconsindot.gov

If this is related to a records request, please email: dotdtsdnerecords@dot.wi.gov

---

From: Hansen, Jesse J - DOT
Sent: Wednesday, December 15, 2021 3:47 PM
To: VanPrice, Kathie - DOT <Kathie.VanPrice@dot.wi.gov>
Cc: Hansen, Jesse J - DOT <Jesse.Hansen@dot.wi.gov>
Subject: RE: Phase 2.5 Work Plan 6517-15-30, WIS 76, Outagamie County - Shiocton, WI

Kathie,

Thank you for the follow up.

Please see link below for project 6517-15-30:
https://wisdot.box.com/s/vsartqldmnrw8r8wn8jyhf073gya4wq2

As for project 6230-20-00, I should be getting an update plans in the middle of January. I think it would be best to wait for those more detailed plans.

Sincerely,
Jesse

Jesse Hansen, P.E.
Wisconsin Department of Transportation
Northeast Region
Phone: (920) 492-5630
wisconsindot.gov

If this is related to a records request, please email: dotdtsdnerecords@dot.wi.gov

---

From: VanPrice, Kathie - DOT <Kathie.VanPrice@dot.wi.gov>
Sent: Monday, December 13, 2021 7:59 AM
To: Hansen, Jesse J - DOT <Jesse.Hansen@dot.wi.gov>
Subject: FW: Phase 2.5 Work Plan 6517-15-30, WIS 76, Outagamie County - Shiocton, WI

Nudging this or I'm afraid it will fall off my radar. I apologize if you've sent and I overlooked, but can you please send a link to the current plans for 6517-15-30 and 6230-20-00?
Thank you!
Kathie

From: VanPrice, Kathie - DOT
Sent: Tuesday, December 07, 2021 5:18 PM
To: Hansen, Jesse J - DOT <Jesse.Hansen@dot.wi.gov>
Subject: RE: Phase 2.5 Work Plan 6517-15-30, WIS 76, Outagamie County - Shiocton, WI

Sounds good. Can you please send me a link to the current plans for each project?

From: Hansen, Jesse J - DOT <Jesse.Hansen@dot.wi.gov>
Sent: Tuesday, December 07, 2021 3:23 PM
To: VanPrice, Kathie - DOT <Kathie.VanPrice@dot.wi.gov>
Cc: Hansen, Jesse J - DOT <Jesse.Hansen@dot.wi.gov>
Subject: RE: Phase 2.5 Work Plan 6517-15-30, WIS 76, Outagamie County - Shiocton, WI

Thank you Kathie, I do not see any tweaks being needs to either project.

Sincerely,
Jesse

Jesse Hansen, P.E.
Wisconsin Department of Transportation
Northeast Region
Phone: (920) 492-5630
wisconsindot.gov

If this is related to a records request, please email: dotdtsdnerecords@dot.wi.gov

---

From: VanPrice, Kathie - DOT <Kathie.VanPrice@dot.wi.gov>
Sent: Tuesday, December 07, 2021 2:03 PM
To: Hansen, Jesse J - DOT <Jesse.Hansen@dot.wi.gov>
Subject: RE: Phase 2.5 Work Plan 6517-15-30, WIS 76, Outagamie County - Shiocton, WI

Usually storm sewer (and any other potential utility) are the outstanding items. Most other changes typically are not so substantial that they would affect the language.

From: Hansen, Jesse J - DOT <Jesse.Hansen@dot.wi.gov>
Sent: Tuesday, December 07, 2021 1:28 PM
To: VanPrice, Kathie - DOT <Kathie.VanPrice@dot.wi.gov>
Cc: Hansen, Jesse J - DOT <Jesse.Hansen@dot.wi.gov>
Subject: RE: Phase 2.5 Work Plan 6517-15-30, WIS 76, Outagamie County - Shiocton, WI

Good morning Kathie,

Both designs are fairly set, what design tweaks would require changes to the Special Provisions? I was trying to think of possible changes that may effect this and could not think of any. Added work or things like that I do not see happening at this point.

Sincerely,
Jesse

Jesse Hansen, P.E.
Wisconsin Department of Transportation
Northeast Region
Phone: (920) 492-5630
wisconsindot.gov

If this is related to a records request, please email: dotdtsdnerecords@dot.wi.gov

---

From: VanPrice, Kathie - DOT <Kathie.VanPrice@dot.wi.gov>
Sent: Thursday, December 02, 2021 11:37 AM
To: Hansen, Jesse J - DOT <Jesse.Hansen@dot.wi.gov>
Subject: RE: Phase 2.5 Work Plan 6517-15-30, WIS 76, Outagamie County - Shiocton, WI

Hi, Jesse.

I reached out to Bay West. Typically preparation of the special provisions is included in the phase 2.5 effort, but Bay West is new to our hazmat contract. I assumed they did not include it in their scope of work and that I had overlooked this when I reviewed. Paul (Bay West) clarified that they did intend to provide the special provisions; however, they assumed these would be provided later in the design process and then appended to the Ph 2.5 report.

So, good news is, the existing work order will cover this effort. If we're comfortable with the design, I'll ask Bay West to move forward with drafting the special provisions. If we think there will still be tweaks, we can hold until later. Pertains to both projects.

Let me know how you'd like to proceed. Thanks, and sorry for any confusion I caused.

Kathie

From: Hansen, Jesse J - DOT <Jesse.Hansen@dot.wi.gov>
Sent: Thursday, December 02, 2021 9:01 AM
To: VanPrice, Kathie - DOT <Kathie.VanPrice@dot.wi.gov>
Cc: Hansen, Jesse J - DOT <Jesse.Hansen@dot.wi.gov>
Subject: RE: Phase 2.5 Work Plan 6517-15-30, WIS 76, Outagamie County - Shiocton, WI

Thank you Kathie and that does sounds good to me.

There are 2 different consultant design teams, I have not heard back from the 54 project team yet but I know it is not in their contract either as I looked at both of them this morning. I was going to wait and see with what they responded with.

Sincerely,
Jesse

Jesse Hansen, P.E.
Wisconsin Department of Transportation
Northeast Region
Phone: (920) 492-5630
wisconsindot.gov

If this is related to a records request, please email: dotdtsdnerecords@dot.wi.gov

---

From: VanPrice, Kathie - DOT <Kathie.VanPrice@dot.wi.gov>
Sent: Thursday, December 02, 2021 8:54 AM
To: Hansen, Jesse J - DOT <Jesse.Hansen@dot.wi.gov>
Subject: RE: Phase 2.5 Work Plan 6517-15-30, WIS 76, Outagamie County - Shiocton, WI

Yes, I will reach out to Bay West to see if they have enough budget in their existing work order. If not, I'll ask them to put together a change order and/or scope a small new work order.

Does this sound OK for you? And does this pertain to both projects or just the one listed here?
Thanks,
Kathie

From: Hansen, Jesse J - DOT <Jesse.Hansen@dot.wi.gov>
Sent: Thursday, December 02, 2021 8:47 AM
To: VanPrice, Kathie - DOT <Kathie.VanPrice@dot.wi.gov>
Cc: Hansen, Jesse J - DOT <Jesse.Hansen@dot.wi.gov>
Subject: FW: Phase 2.5 Work Plan 6517-15-30, WIS 76, Outagamie County - Shiocton, WI

Good morning Kathie,

The design consultant is asking for the hazmat special provisions as it is not in their design contract and I would prefer not to add it. Can we have Bay West complete the special provisions?

Sincerely,
Jesse

Jesse Hansen, P.E.
Wisconsin Department of Transportation
Northeast Region
Phone: (920) 492-5630
wisconsindot.gov

If this is related to a records request, please email: dotdtsdnerecords@dot.wi.gov

---

From: Hanson, Eric <Eric.Hanson@strand.com>
Sent: Thursday, December 02, 2021 8:11 AM
To: Hansen, Jesse J - DOT <Jesse.Hansen@dot.wi.gov>
Cc: Rosenthal, Brian <brian.rosenthal@strand.com>
Subject: RE: Phase 2.5 Work Plan 6517-15-30, WIS 76, Outagamie County - Shiocton, WI

CAUTION: This email originated from outside the organization.
Do not click links or open attachments unless you recognize the sender and know the content is safe.

Good morning Jesse,

Thank you for passing along the Phase 2.5 report for STH 76 - ID 6517-15-30. I noticed the text about the project team potentially preparing the special provisions. We would ask that the consultant that completed the investigation/Phase 2.5 report prepare the applicable special provision as they are the ones who did the investigation. (The special provision(s) is a typical requirement of a Phase 2.5 Report per the FDM.)

Also, We Energies had requested the report once it was completed. Is it okay for us to forward the report to them?

Thank you,

Eric

Eric Hanson, P.E.
Strand Associates, Inc.®
608.251.2129 ext.1181
eric.hanson@strand.com | www.strand.com
P.E. (WI)

Excellence in Engineering Since 1946.

From: Hansen, Jesse J - DOT <Jesse.Hansen@dot.wi.gov>
Sent: Wednesday, December 1, 2021 6:54 AM
To: Hanson, Eric <Eric.Hanson@strand.com>
Cc: Hansen, Jesse J - DOT <Jesse.Hansen@dot.wi.gov>
Subject: FW: Phase 2.5 Work Plan 6517-15-30, WIS 76, Outagamie County - Shiocton, WI

[EXTERNAL EMAIL]: Verify sender before opening links or attachments.

Good morning Eric,

Please see email below for Hazmat report.

Sincerely,
Jesse

Jesse Hansen, P.E.
Wisconsin Department of Transportation
Northeast Region
Phone: (920) 492-5630
wisconsindot.gov

If this is related to a records request, please email: dotdtsdnerecords@dot.wi.gov

---

From: VanPrice, Kathie - DOT <Kathie.VanPrice@dot.wi.gov>
Sent: Wednesday, December 01, 2021 6:25 AM
To: Hansen, Jesse J - DOT <Jesse.Hansen@dot.wi.gov>
Cc: Rank, Tim R - DOT <Tim.Rank@dot.wi.gov>
Subject: FW: Phase 2.5 Work Plan 6517-15-30, WIS 76, Outagamie County - Shiocton, WI

Hi, Jesse.

I'm forwarding the Phase 2.5 reports for projects 6517-15-30 and 6230-20-00 (will come shortly in a separate e-mail).

Next steps –
Review/comment on reports (I have not yet reviewed. I will try to do so in the next couple weeks. However, I rarely have substantive comments on these reports)
Develop special provisions (will likely require coordination with local waste water treatment operator for contaminated groundwater management)
Send Phase 2.5 report and special provisions to DNR for review and concurrence on special provisions

If the project team is uncomfortable with preparation of the special provision, we can ask Bay West to assist.

If you have any questions, please let me know.

Thanks,

Kathie

From: Mark Gretebeck <mgretebeck@BAYWEST.com>
Sent: Tuesday, November 30, 2021 5:08 PM
To: VanPrice, Kathie - DOT <Kathie.VanPrice@dot.wi.gov>
Cc: DOT Hazmat Unit <DOTHazmatUnit@dot.wi.gov>; Paul Raymaker <praymaker@baywest.com>
Subject: RE: Phase 2.5 Work Plan 6517-15-30, WIS 76, Outagamie County - Shiocton, WI

CAUTION: This email originated from outside the organization.
Do not click links or open attachments unless you recognize the sender and know the content is safe.

Hi Kathie – I have attached the final report for 6517-15-30, Shiocton, WI.

We appreciate the opportunity to work with you on this project.

Thanks.

Mark.

Mark Gretebeck
Wisconsin Program Manager
cell: 608-769-5045 direct: 651-291-3146
mgretebeck@baywest.com

Bay West LLC
Customer-Focused Environmental & Industrial Solutions
P.O. Box 69, La Crosse, WI 54602
24-hrs: 1-800-279-0456
www.baywest.com

Check it out. . . Bay West Way of Being

Please consider the environment before printing this email.

From: Mark Gretebeck
Sent: Tuesday, September 28, 2021 1:17 PM
To: VanPrice, Kathie - DOT <Kathie.VanPrice@dot.wi.gov>
Cc: DOT Hazmat Unit <DOTHazmatUnit@dot.wi.gov>; Paul Raymaker <praymaker@baywest.com>; Grace Olson <golson@BAYWEST.com>
Subject: Phase 2.5 Work Plan 6517-15-30, WIS 76, Outagamie County - Shiocton, WI

Hello Kathie and Project Team – I am Mark Gretebeck with the La Crosse, WI Office of Bay West. I am working with Paul and our team on this project.

Attached is a copy of the Phase 2.5 Work Plan for Project 6517-15-30. We will be conducting the field work on 9/30 and 10/1.

We appreciate the opportunity to work with you on this project.

Thank you.

Mark Gretebeck
Wisconsin Program Manager
cell: 608-769-5045 direct: 651-291-3146
mgretebeck@baywest.com

Bay West LLC
Customer-Focused Environmental & Industrial Solutions
P.O. Box 69, La Crosse, WI 54602
24-hrs: 1-800-279-0456
www.baywest.com

Check it out. . . Bay West Way of Being

Please consider the environment before printing this email.

6230-20-00, STH 54, Shell Station and Mobil Station, Seymour, Outagamie County

STH 54 Seymour Phase 2.5

November 2021

BWJ210618

Prepared for:

Prepared by:

Bay West LLC
5 Empire Drive
St. Paul, MN 55103-1867
651-291-0456
Fx: 651-291-0099

Bay West
Customer-Focused Environmental & Industrial Solutions

STH54 Seymour Phase 2.5

STH76 and East Avenue

November 2021

WisDOT Project #6230-20-00

Prepared For:

Wisconsin Department of Transportation

Prepared By:

Bay West LLC
5 Empire Drive
St. Paul, MN 55103

Patrick Sweeney
Geologist

Mark Gretebeck
Project Manager

Matt Schemmel, PG (WI #1406-13)
Program Manager, Hydrogeologist

I, Matt Schemmel, hereby certify that I am a hydrogeologist as that term is defined in s. NR 712.03 (1), Wis. Adm. Code, am registered in accordance with the requirements of ch. GHSS 2, Wis. Adm. Code, or licensed in accordance with the requirements of ch. GHSS 3, Wis. Adm. Code, and that, to the best of my knowledge, all of the information contained in this document is correct and the document was prepared in compliance with all applicable requirements in chs. NR 700 to 726, Wis. Adm. Code.

Table of Contents

1.0 BACKGROUND 1-1
1.1 Site Location 1-1
1.2 Continuing Obligations 1-1
1.3 Nature of Contamination 1-1
2.0 SAMPLING ACTIVITIES 2-1
2.1 Soil Borings 2-1
2.1.1 Soil sampling methods 2-1
2.2 Groundwater Sampling 2-1
2.2.1 Groundwater Sampling Methods 2-2
3.0 SAMPLING RESULTS AND EVALUATION 3-1
3.1 Closed Shell Station Site 3-1
3.1.1 Soil Analytical Results 3-1
3.1.2 Groundwater Analytical Results 3-2
3.2 Active Mobil Station Site 3-2
3.2.1 Soil Analytical Results 3-2
3.2.2 Groundwater Analytical Results 3-3
4.0 RECOMMENDATIONS 4-1
4.1 Closed Shell Station 4-1
4.1.1 Summary of Findings 4-1
4.1.2 Special Provisions 4-1
4.1.3 Recommendations 4-2
4.2 Active Mobile Station 4-2
4.2.1 Summary of Findings 4-2
4.2.2 Special Provisions 4-3
4.2.3 Recommendations 4-3
5.0 REFERENCES 5-1

List of Tables

Table 1 Soil Boring Headspace Readings
Table 2a Closed Shell Station Laboratory Analytical (Soil)
Table 2b Active Mobil Station Laboratory Analytical (Soil)
Table 3 Groundwater Laboratory Analytical
Table 4 Leachate Analytical

List of Figures

Figure 1 Site Location Map
Figure 2 Project Corridors
Figure 3 Cross Section Location Map
Figure 4 Closed Shell Station Analytical and Special Provisions
Figure 5 Active Mobil Station Analytical and Special Provisions
Figure 6A Cross Section A-A (Closed Shell Station)
Figure 6B Cross Section B-B (Active Mobil Station)

List of Appendices

Appendix A Phase 1 Hazardous Materials Assessment Excerpts
Appendix B Boring Logs
Appendix C Lab Reports
Appendix D Phase 2.5 Work Plan

1.0 BACKGROUND

The Wisconsin Department of Transportation (DOT) is completing roadway improvements which include Americans with Disabilities Act (ADA) curb ramp updates, storm water drainage improvements, and installation of two roundabouts at the intersections of STH54/STH55 and STH 54/CTH C in Outagamie County, Wisconsin.

In November 2019, Wisconsin Department of Transportation completed a Phase I Hazardous Materials Assessment (HMA) of the Project Corridor (WisDOT, 2019; **Appendix A**). Two sites were identified within the Phase I HMA as having environmental impacts that could be encountered during construction..

The DOT requested Bay West LLC (Bay West) to complete this Phase 2.5 site investigation to assess the two areas of environmental concern.

1.1 Site Location

Listed below are the locations on the Bureau of Remediation and Redevelopment Tracking System (BRRTS) which were identified in the Phase I HMA (**Appendix A**) as posing an environmental concern (**Figure 1**). Investigation areas are depicted in **Figure 2**.

- **Closed Shell Station, 1043 Ivory St in Seymour BRRTS (#03-45-001819)**: The area of concern is located along the northern sidewalk/curb-line of STH 54 from approximate station (STA) 717+00 to approximate STA 719+00 (**Figures 3** and **4**). This site is a former gas station. This site is a closed leaky underground storage tank (LUST) site and has had four tanks removed and replaced in the year 2000. Contaminated soil was found and left onsite during tank removal**.**
- **Active Mobil Station (Former Gas Station), 140 STH 54 in Seymour, BRRTS (#03-45-153996)**: The area of concern is located along the southern sidewalk/curb-line of STH 54 from approximate STA 717+00 to approximate STA 718+00 (**Figures 3** and **5**). The site is an active gasoline (leaded fuel) and diesel filling station. This site is a closed LUST site with multiple USTs. In 2000, four tanks were pulled and replaced with two 6,000-gallon unleaded gasoline, one 12,000-gallon unleaded gasoline and one 6,000-gallon diesel fuel underground storage tanks that are currently in place.

This Phase 2.5 investigation report was completed to investigate potential soil and groundwater contamination within DOT ROW, assist in parcel acquisitions, and to determine the feasibility of doing a limited clean up in the proposed or existing right of way.

1.2 Continuing Obligations

- The Closed Shell Station Site (BRRT #03-45-001819) has continuing obligations that apply to this property, as follows: “Prior to constructing or reconstructing a water supply well, you need to contact DNR for approval of well construction specification.”

- The Active Mobil Station Site (BRRT #03-45-153996) has continuing obligations that apply to this property, as follows: “Prior to constructing or reconstructing a water supply well, you need to contact DNR for approval of well construction specification.”

1.3 Nature of Contamination

Closed Shell Station: Contamination pertaining to this site is related to leaking underground storage tanks containing gasoline. The site has been closed since 1996 and more recently in 2012, however residual contamination may be encountered to the south and east of the property near the ROW. Further discussion of findings from this Phase 2.5 Investigation is presented in

Section 3.1 and **Section 4.1**. Boring locations and analytical results are exhibited in **Figure 3**. Cross sections of this site are illustrated on **Figure 5A**.

Active Mobil Station: Contamination pertaining to this site is related to leaking USTs containing gasoline (unleaded) and other petroleum products. Background documents included with this site explain the extent of contamination as a northeastern trending plume located at the groundwater table (4-5 feet below ground surface - bgs). The extent of contamination was noted to also extend into the DOT ROW. Further discussion of findings from this Phase 2.5 Investigation report are discussed in **Section 3.2** and **Section 4.2**. Boring locations and analytical results are exhibited on **Figure 4**. Cross sections of this site are presented in **Figure 5B**. Results are exhibited on **Figure 4**.

2.0 SAMPLING ACTIVITIES

The Phase 2.5 Work Plan dated July 6, 2021, was developed with DOT and provided the detailed scope and rationale for the soil boring locations and analytical samples collected during the investigation (**Appendix D**). Bay West completed the Phase 2.5 investigation field activities on September 29 and 30, 2021.

2.1 Soil Borings

On September 29 and 30, 2021, 14 borings were advanced by Probe Technologies, Inc. with a truck mounted push-probe drilling rig to a depth of 6 to 10.5 feet below ground surface (bgs). Seven borings were advanced along the northern curb line of STH 54 in front of the Closed Shell Station site (SB-01 through SB-07) and seven borings were advanced along the southern curb line of STH 54 in front of the active Mobil Station site (SB-07 through SB-14). Soil boring locations in relation to the Project Corridor are shown in **Figure 3, 4,** and **5.** A total of 19 soil samples were submitted to Pace Laboratory (Pace) in Green Bay, Wisconsin for laboratory analysis, and results are tabulated in **Tables 2a and b**. Lab reports are included in **Appendix C**.

2.1.1 Soil sampling methods

Soil samples were collected using a stainless-steel core sampler equipped with a disposable acetate liner advanced to the desired depth using a hydraulic push-probe drilling rig. The core sampler produced discrete samples approximately 2 inches in diameter and 4 feet long. Soil samples were collected continuously at 4-foot intervals to the termination depth of each boring.

The acetate liner of each sample was cut open and the respective soil samples were placed into the appropriate containers for field screening and laboratory analysis. Samples were collected at a rate of every 2 feet to be field screened for volatile organic compounds (VOCs) using a photoionization detector (PID) equipped with a 10.6-electron volt bulb. PID results ranged from <0.1 parts per million (ppm) to 15,000 ppm. Soil headspace results are tabulated in **Table 1**. Following field screening sample collection, the soil borings were characterized and observed for visible/olfactory signs of contamination (e.g. debris, staining, odors, and sheen). Boring logs were prepared for each soil boring and are included in **Appendix B**.

A total of 19 soil samples were collected and submitted to Pace Analytical (Pace) for laboratory analysis using the following methods:

- Diesel Range Organics (DRO; Wisconsin Method DRO);
- Gasoline Range Organics (GRO; Wisconsin Modified GRO);
- Volatile Organic Compounds [VOCs; Environmental Protection Agency (EPA) 8260];
- Toxicity Characteristic Leaching Procedure (TCLP) 8 Metals (EPA 6010 / EPA 7471)

Samples collected were labeled corresponding to the soil boring number from which they were collected (e.g., SB-01). Additionally, soil samples were labeled with the corresponding depth interval from which they were collected (in feet bgs). For example, a sample collected from the 8- to 10-foot depth in SB-01 was labeled “SB-01 (8-10).”

2.2 Groundwater Sampling

Groundwater samples were collected from five soil borings. Three temporary wells (samples TW-01, TW-02, and TW-03) were installed to a depth of between 6 and 10 feet bgs at the closed Shell Station site to investigate potential groundwater contamination near the former UST basin. Two temporary wells (TW-04 and TW-05) were placed at the active Mobil Station site at soil boring locations SB-11 and SB-14. Groundwater level measurements were collected using a water level

meter from each temporary well. The groundwater levels from the Shell Station Site ranged from 4.46–7.82 feet bgs. Groundwater levels from the Mobil Station Site ranged from 4.81–4.97 feet bgs. Groundwater sampling locations are shown on **Figure 3** and **Figure 4.** Fivegroundwater samples were submitted to Pace for laboratory analysis, and results are tabulated in **Table 3** and **Table 4**. Lab reports are included in **Appendix C**.

2.2.1 Groundwater Sampling Methods

Groundwater samples were collected through a polyvinyl chloride (PVC) screen (5 feet in length) with polyethylene tubing using a peristaltic pump and reverse flow method. A new pair of disposable nitrile gloves were used for each sample. Groundwater samples were placed in the appropriate laboratory-provided containers. A new, clean field filter was utilized during the collection of each groundwater sample analyzed for dissolved RCRA Metals. The sample containers were placed in a cooler with ice for storage and transport to the analytical laboratory. A total of five groundwater samples were collected for laboratory analysis using the following methods:

- DRO (Wisconsin Method DRO);
- GRO (Wisconsin Modified GRO);
- VOCs (EPA 8260);
- TCLP Metals (EPA 6010 / 200.7 / EPA 7470)

Samples collected were labeled corresponding to the soil boring where they were collected (e.g., SB-1 or TW-1). For example, a groundwater sample collected from boring SB-01 was labeled “TW-01.”

3.0 SAMPLING RESULTS AND EVALUATION

Samples were collected from the intervals in each boring per the sampling rationale in the Work Plan (**Appendix D**). Soil sample laboratory results are summarized in **Tables 2a and 2b**. Groundwater sample laboratory results are summarized in **Table 3**. The laboratory analytical reports are included in **Appendix C**.

Analytical results were compared to Wisconsin Department of Natural Resources (DNR) residual contaminant levels (RCLs) and enforcement standards (ESs). Specifically, soil analytical results were compared to DNR Groundwater RCLs, Non-Industrial RCLs, and Industrial Direct Contact (DC) RCLs. Groundwater analytical results were compared to NR140 ESs and NR140 Preventative Action Limits (PALs).

Regulating criteria have not been established for DRO and GRO; however, a typical action level for these parameters in an unrestricted use setting is 100 milligram per kilogram (mg/kg) in soil.

Analytical results from the Phase 2.5 are discussed in the following sections.

3.1 Closed Shell Station Site

3.1.1 Soil Analytical Results

Seven soil borings were advanced at the Closed Shell Station site for soil sample collection (SB-01 through SB-07) and ten soil samples were submitted for laboratory analysis. The following sections summarize the soil sample analytical results:

3.1.1.1 Petroleum

GRO was detected at concentrations exceeding the laboratory reporting limits in soil samples collected from borings SB-01, SB-02, SB-05, and SB-06 with concentrations ranging from 1.4 mg/kg to 209 mg/kg. GRO detections within the soil samples were as follows: SB-01(8-10.5): 1.4 mg/kg; SB-02(6-8): 4.9 mg/kg; SB-05(4-6): 6.1 mg/kg; SB-05(6-7): 209 mg/kg; and SB-06(4-6): 5.2 mg/kg.

DRO was detected at concentrations exceeding the laboratory reporting limits in soil samples collected from borings SB-02, SB-03, SB-05, and SB-06 with concentrations ranging from 1.6 mg/kg to 61.4 mg/kg. DRO detections within the soil samples were as follows: SB-02(6-8): 1.6 mg/kg; SB-03(2-4): 2.4 mg/kg; SB-05(4-6): 10.5 mg/kg; SB-05(6-7): 61.4 mg/kg; and SB-06(2-3): 1.4 mg/kg. As stated in **Section 3.0**, DNR has not established comparison criteria for GRO and DRO, however typical action levels used for these parameters in an unrestricted use setting is 100 mg/kg in soil.

3.1.1.2 Volatile Organic Compounds

VOCs were detected at levels that exceed their respective regulatory criteria in two soil samples. In sample SB-04(6-7), the benzene concentration was 0.0703 mg/kg which exceeds its respective groundwater RCL.

In sample SB-05(6-7), 1,2,4-trimethylbenzene, 1,3,5-trimethylbenzene, benzene, and toluene were detected at 54.7, 13.1, 0709, and 1.83 mg/kg, respectively, exceeding their respective groundwater RCLs. Sample SB-05(6-7) also had an ethylbenzene concentration of 16.6 mg/kg and a naphthalene concentration of 6.18 mg/kg, both of which exceed the Industrial RCL.

Various other VOCs were detection at concentrations exceeding laboratory reporting limits in soil samples SB-02(6-8), SB-05(4-6), and SB-05(6-7); however, these concentrations did not exceed their corresponding regulatory criteria.

3.1.1.3 Metals

Various RCRA metals were detected in all ten soil samples collected at concentrations exceeding their respective laboratory reporting limits; however, none of the concentrations exceeded their corresponding regulatory criteria.

3.1.2 Groundwater Analytical Results

Three temporary wells were installed at the Closed Shell Station Site to collect groundwater samples (TW-01, TW-02, and TW-03). The following sections summarize the groundwater sample analytical results:

3.1.2.1 Petroleum

GRO was detected at a concentration exceeding the laboratory reporting limits in groundwater sample TW-01, TW-02, and TW-03 at a concentration of 102 µg/L, 6590 µg/L, and 7630 µg/L. DRO was also detected at a concentration exceeding the laboratory reporting limits in at concentrations of 180 µg/L, 920 µg/L, and 3,200 µg/L. As stated in **Section 3.0**, regulatory criteria have not been established for these parameters.

3.1.2.2 Volatile Organic Compounds

Multiple VOC concentrations exceeding laboratory reporting limits were detected in all three samples (TW-01, TW-02, and TW-03).

In TW-01, benzene was detected at 4.8 µg/L, exceeding the NR140 Preventative Action Limits.

In sample TW-02, ethylbenzene and naphthalene detections exceeded the PALs at concentrations of 547 µg/L and 94.3 µg/L, respectively. Benzene was detected at 1710 µg/L, which exceeds the ES.

Detections of benzene, ethylbenzene, and naphthalene in TW-03 exceed the ES at 879 µg/L, 1230 µg/L, and 182 µg/L, respectively. Toluene exceeded the PAL at 493 µg/L.

3.1.2.3 Metals

Metals were not detected at concentrations exceeding their respective laboratory reporting limit with the exception of Barium in TW-01, TW-02, and TW-03; however, barium concentrations did not exceed the corresponding regulatory criteria.

3.2 Active Mobil Station Site

3.2.1 Soil Analytical Results

Seven soil borings were advanced at the Active Mobil Station site for soil sample collection (SB-08 through SB-14) and nine soil samples were submitted for laboratory analysis. The following sections summarize the soil sample analytical results:

3.2.1.1 Petroleum

GRO was detected at a concentration exceeding the laboratory reporting limit in soil samples collected from SB-10, SB-11, and SB-13 with results ranging from 51.1 to 2050 mg/kg. GRO detections were the following: SB-10(2-4): 2050 mg/kg; SB-10(6-7.5): 217 mg/kg; SB-11(4-6): 51.1 mg/kg; and SB-11(6-8): 295 mg/kg.

DRO was detected at concentrations exceeding the laboratory reporting limit in soil samples collected from SB-10, SB-11, and SB-13 ranging from 1.3 mg/kg to 707 mg/kg. DRO detections were as follows: SB-10(2-4): 707 mg/kg; SB-10(6-7.5): 11.3 mg/kg; SB-11(4-6): 2.3 mg/kg; SB-11(6-8): 41.3 mg/kg; and SB-13(6-7.5): 1.3 mg/kg.

As stated in **Section 3.0**, DNR has not established comparison criteria for GRO and DRO, however typical action levels used for these parameters in an unrestricted use setting is 100 milligram per kilogram (mg/kg) in soil.

3.2.1.2 Volatile Organic Compounds

VOCs were detected at levels that exceed their respective regulatory criteria in three soil samples. In sample SB-11(6-8), the 1,2,4-trimethylbenzene and naphthalene concentrations were 5.71 mg/kg and 0.862 mg/kg, which exceeds their respective groundwater RCL.

In sample SB-10(2-4), 1,2,4-trimethylbenzene and naphthalene were detected at 286 and 35.3 mg/kg, respectively, exceeding their Non-Industrial RCLs. Sample SB-10(2-4) also had an 1,3,5-trimethylbenzene concentration of 89.1 mg/kg and an ethylbenzene concentration of 17.6 mg/kg, which exceeds the groundwater RCL and Industrial RCL, respectively.

In sample SB-10(6-7.5), 1,2,4-Trimethylbenzene and 1,3,5-Trimethylbenzene were detected at concentrations of 6.91 mg/kg and 1.5 mg/kg, which exceeds the respective groundwater RCLs.

Various other VOCs were detection at concentrations exceeding laboratory reporting limits in soil samples SB-10(2-4), SB-10(6-7.5), SB-11(4-6), and SB-11(6-8); however, these concentrations did not exceed their corresponding regulatory criteria.

3.2.1.3 Metals

Various RCRA metals were detected in all nine soils samples collected at the Active Mobile Station Site at concentrations exceeding their respective laboratory reporting limits. All detections exceeding laboratory reporting limits did not exceed their corresponding TCLP criteria.

3.2.2 Groundwater Analytical Results

Two temporary wells were installed at the Express Mart Site to collect groundwater samples (TW-04, and TW-05). The following sections summarize the groundwater sample analytical results:

3.2.2.1 Petroleum

Groundwater samples exceeding the laboratory reporting limits for DRO were found at concentrations of 4,300 µg/L and 55 µg/L at TW-04 and TW-05, respectively. GRO was detected in TW-04 at 4,090 µg/L. As stated in **Section 3.0**, comparison criteria have not been established for these parameters.

3.2.2.2 Volatile Organic Compounds

Multiple VOC detections exceeding laboratory reporting limits were encountered in both groundwater samples. Of these detections, benzene concentrations in TW-03 exceeded the NR140 Enforcement Standards and NR140 Preventative Action Limits at 5.3 µg/L. Naphthalene exceeded the NR140 Preventative Action Limits at 15.5 µg/L.

3.2.2.3 Metals

Metals were not detected at concentrations exceeding their respective laboratory reporting limit except for Barium in samples TW-04, and TW-05. Barium concentrations did not exceed the corresponding regulatory criteria.

4.0 RECOMMENDATIONS

Findings, considerations, and recommendations from this Phase 2.5 Investigation Report are as follows:

4.1 Closed Shell Station

The Closed Shell Station site is a known LUST site with documents stating that contaminated soil and groundwater remain on-site as noted from the Phase I investigation. This Phase 2.5 Investigation Report identifies locations within the site where sub-surface soil and groundwater remains impacted with various contaminants.

4.1.1 Summary of Findings

Soil contamination was encountered from of 6–7 feet bgs. Groundwater was encountered between 4.46–7.82 feet bgs, and groundwater contamination was identified at TW-01, TW-02, and TW-03. Soil contamination was identified from approximate construction survey point STA 717+45 eastward associated with soil borings SB-04 and SB-05. PID headspace readings collected during soil sample collection are tabulated in **Table 1**. The nature of contamination is as follows:

- Petroleum contamination (GRO/DRO) above 100mg/kg has been identified in SB-05 from 6 to 7 feet bgs.
- Non-Industrial RCL soil exceedances: Ethylbenzene (0.19 mg/kg) and naphthalene (10.5 mg/kg) identified at SB-05 at depths of 6 to 7 feet bgs. Naphthalene concentration of 6.3 mg/kg identified in SB-4 from 8 to 10 feet bgs.
- Groundwater RCL soil exceedances: Benzene (0.0703 mg/kg) identified within SB-04 from 6 to 7 feet bgs. Benzene (0.709 mg/kg), 1,2,4-trimethylbenzene (54.7 mg/kg), 1,3,5-trimethylbenzene (13.1 mg/kg), naphthalene (6.18 g/kg) and toluene (1.83 mg/kg) were identified in SB-05 from 6 to 7 feet bgs
- Petroleum contamination was identified in groundwater samples collected from TW-01, TW-02, and TW-03 at the following levels:
    - TW-01: DRO: 180 µg/L; GRO: 102 µg/L.
    - TW-02: DRO: 920 µg/L; GRO: 6590 µg/L.
    - TW-03: DRO 3200 µg/L; GRO: 7630 µg/L.
- VOC contaminants in the groundwater identified in samples TW-01, TW-02, and TW-03 exceeding corresponding NR140 Enforcement Standards or NR140 Preventative Action Limits are as follows.
    - TW-01: Benzene: 4.8 µg/L
    - TW-02: Benzene: 1710 µg/L; ethylbenzene: 547 µg/L; and naphthalene: 94.3 µg/L
    - TW-03: Benzene: 879 µg/L; ethylbenzene: 1230 µg/L; naphthalene: 182 µg/L; and Toluene: 493 µg/L

4.1.2 Special Provisions

Special provisions will need to be considered when conducting construction activities that would disturb soil and groundwater within the proximity of the boring locations described above. Requirements to manage contaminated soil and groundwater during construction should be applied to the following location:

- Soil is contaminated from 6-7 feet bgs at locations SB-05 and SB-04 and occupies an area of approximately 15 by 25 square yards. Approximately 375 cubic yards

(approximately 565 tons using a conversion factor of 1.5 tons per cubic yard) of impacted soil remains on site. Petroleum impacted groundwater was encountered from 4 to 8 feet bgs within this location.

The Closed Shell Station Special Provisions map is included as **Figure 3.**

4.1.3 Recommendations

This Phase 2.5 report takes into consideration the historical use of this property and the identification of residual contaminated soil and groundwater at this site and therefore recommends environmental oversight by an approved environmental consultant during construction activities at depths greater than 2 feet bgs. Based on the Phase 2.5 findings, surficial construction activities such as road construction do not appear to pose risk of encountering contaminated soils and groundwater; however, utility installations or storm sewer installation/replacements (subsurface work greater than 4 feet bgs) through the areas described above may be at risk of encountering contaminated soil and groundwater that requires special handling, treatment, and/or disposal at a landfill.

4.2 Active Mobile Station

The active Mobile Station site operated as a current gas station and is a known LUST site with documents stating that contaminated soil and groundwater remain on-site as noted from the Phase I investigation. This Phase 2.5 investigation report identifies locations with impacted soil and groundwater.

4.2.1 Summary of Findings

Soil contamination was identified exceeding laboratory reporting limits at borings SB-10 and SB-11 (**Figure 4**). Groundwater was encountered between 4 –5 feet bgs and groundwater contamination exceeding corresponding regulatory criteria was identified at TW-04 and TW-05. PID headspace readings collected during soil sample collection are tabulated in **Table 1**. The nature of contamination is as follows:

- Petroleum contamination (GRO/DRO) in soil has been identified exceeding laboratory reporting limits within borings SB-10, SB-11, and SB-13 from the 2 to 8 feet bgs ranging concentrations between 1.3 mg/kg to 2050 mg/kg.
- Non-Industrial RCL soil exceedances: 1,2,4-trimethylbenzene (286 mg/kg) and naphthalene (35.3 mg/kg) identified at SB-10 at depths of 2 to 4 feet bgs.
- Industrial RCL soil exceedances: Ethylbenzene (17.6 mg/kg), 1,2,4-trimethylbenzene (286 mg/kg) and naphthalene (35.3 mg/kg) were identified at SB-10 from 2 to 4 feet bgs.
- Groundwater RCL soil exceedances: 1,3,5-trimethylbenzene (89.1 mg/kg) was identified in SB-10 from 2 to 4 feet bgs. 1,2,4-trimethylbenzene (6.91 mg/kg) and 1,3,5-trimethylbenzene (1.5 mg/kg) were identified in SB-10 from 6 to 7.5 feet bgs. Naphthalene (0.862 mg/kg) was identified in SB-11 from 6 to 8 feet bgs.
- Naphthalene concentrations within soil boring SB-11 from the 6 to 8 feet bgs depth interval exceeded the Groundwater RCL regulatory threshold criteria.
- Concentrations of 1,2,4-trimethylbenzene and 1,2,5-trimethylbenzene exceeding the corresponding Groundwater RCL were identified within the 6 to 7.5 feet bgs depth interval of SB-10. Concentrations within the 2 to 4 feet bgs depth interval of boring SB-10 (286 mg/kg) also exceeded the Background Threshold Value of 52 mg/kg.
- Petroleum (GRO/DRO) contamination was identified within groundwater from TW-04 (GRO: 4,090 µg/L, 4,300 µg/L).

- Petroleum (DRO) contamination was identified within groundwater from TW-05 (DRO: 55 µg/L).
- VOC contaminants in the groundwater identified in samples TW-04 exceeding corresponding NR140 Enforcement Standards or NR140 Preventative Action Limits are as follows.
    - TW-01: Benzene: 5.3 µg/L; and naphthalene: 15.5 µg/L

4.2.2 Special Provisions

Special provisions will need to be considered when conducting construction activities that would disturb soil and groundwater near the boring locations described above. Requirements to manage petroleum-contaminated soil and groundwater during construction should be applied to the following locations:

- Proximity to SB-10 and SB-11: from 2 to 8 feet bgs soil is impacted with petroleum hydrocarbons in an approximate 10 by25 square yard area. Approximately 500 cubic yards (750 tons using a conversion factor of 1.5 tons per cubic yard) of impacted soil remains at this location.
- Groundwater from TW-04 is contaminated with concentration of naphthalene exceeding the NR140 Preventative Action Limits. Groundwater from the same location is contaminated with benzene above NR140 Enforcement Standards and NR140 Preventative Action Limits.

The Active Mobile Station Special provisions map is included in **Figure 4**.

4.2.3 Recommendations

This Phase 2.5 report takes into consideration the historical use of this property and the identification of residual contaminated soil and groundwater at this site and therefore recommends the preparation of a soil management plan and environmental oversight by an approved environmental consultant during all construction activities involving the disturbance of soil or groundwater at this site. Residual petroleum hydrocarbon soil contamination is also present at depths of 2 to 8 feet bgs. Environmental oversight provided by an approved consultant is recommended during construction activities that include sub-surface disturbances greater than 2 feet bgs to aid in management of impacted soil.

Shallow groundwater was encountered throughout the site ranging from 4 to 5 feet bgs. Groundwater near the center of the site is contaminated with petroleum constituents exceeding their corresponding NR140 Enforcement Standards and NR140 Preventative Action Limits. Groundwater may be encountered during subsurface construction activities that are greater than 4 feet bgs. If construction dewatering is necessary on this Site, removed groundwater may require management or containment. Sampling of excavation water may be necessary for disposal profiling purposes.

5.0 REFERENCES

Wisconsin Department of Natural Resources. March 2020, *Hazardous Materials/Waste Initial Site Reconnaissance*, STH 76 City of Seymour South JCT S – STH 54, Wisconsin (WiDNR, 2020).

Tables

Table 1

Soil Headspace Screening Results
6230-20-00, STH 54, Closed Shell Station and Active Mobil Station, Seymour, Outagamie County
STH 54 Seymour Phase 2.5

Soil Boring	**SB-01**	**SB-02**	**SB-03**	**SB-04**	**SB-05**	**SB-06**	**SB-07**	**SB-08**	**SB-09**	**SB-10**	**SB-11**	**SB-12**	**SB-13**	**SB-14**
Date	29 Sep 2021	29 Sep 2021	29 Sep 2021	29 Sep 2021	29 Sep 2021	29 Sep 2021	29 Sep 2021	29 Sep 2021	30 Sep 2021	30 Sep 2021	30 Sep 2021	30 Sep 2021	30 Sep 2021	30 Sep 2021
Depth Interval (ft bgs)	Site #6 - Closed Shell Station							Site #5 - Active Mobil Station						
0.0-2.0	3.8	2.9	4.2	2.6	0.2	**34.2**	3.3	1.6	0	2.4	0	0	0	0
2.0-4.0	0	**21.3**	**71.3**	**156.6**	**234.8**	**15000**	**35.2**	**119.2**	**34.8**	**15000**	**136.6**	0	0	0
4.0-6.0	0	**16**	**53.8**	**92**	**218.1**	**15000**	**33.6**	**49.7**	0	**15000**	**5607**	0	0	0
6.0-8.0	0	**73.8**		**15000**	**15000**	EOB at 6 ft bgs.	EOB at 6ft bgs.	0	0	**15000**	**15000**	0	0	0
8.0-10	**101.4**	EOB at 8 ft bgs.	**42.3**	**15000**	EOB at 7 ft bgs.			**40.1**	EOB at 7 ft bgs.	EOB at 7.5 ft bgs.	EOB at 8 ft bgs.	EOB at 8 ft bgs.	EOB at 7.5 ft bgs.	EOB at 7 ft bgs.
	EOB at 10.5 ft bgs.		EOB at 9 ft bgs.	EOB at 10 ft bgs.				EOB at 9 ft bgs.						

Notes:
All headspace readings were collected with a photoionization detector (PID) and are reported in parts per million (ppm)
The PID was calibrated and passed background reading tests prior to use each day
ft bgs – feet below ground surface
BOLD – Results exceed 10 ppm

Table 2a
Analytical (Soil)
6230-20-00, STH 54, Closed Shell Station and Active Mobil Station, Seymour, Outagamie County
STH 54 Seymour Phase 2.5

						Sample ID	SB-01 (8-10.5)		SB-02 (6-8)		SB-03 (2-4)		SB-04 (2-4)		SB-04 (6-7)		SB-05 (4-6)		SB-05 (6-7)		SB-06 (2-3)		SB-06 (4-6)		SB-07 (2-3)	
						Date Sampled	29 Sep 2021		29 Sep 2021		29 Sep 2021		29 Sep 2021		29 Sep 2021		29 Sep 2021		29 Sep 2021		29 Sep 2021		29 Sep 2021		29 Sep 2021	
Analyte	**CAS #**	**Unit**	**NR720 RCL GROUNDWATER**	**NR720 RCL NON-INDUSTRIAL**	**NR720 RCL INDUSTRIAL**		Result	Q*	Result	Q*	Result	Q*	Result	Q*	Result	Q*	Result	Q*	Result	Q*	Result	Q*	Result	Q*	Result	Q*
DRO (method WI MOD DRO)																										
Diesel Range Organics	68334-30-5	mg/Kg	-	-	-		4.2	U	1.6	J	2.4	J	4.6	U	5.2	U	10.5		61.4		1.4	J	4.1	U	4.1	U
GRO (method WI MOD GRO)																										
Gasoline Range Organics	8006-61-9	mg/Kg	-	-	-		1.4	J	4.9		2.9	U	2.9	U	3.0	U	6.1		209		3.8		5.2		2.9	U
VOCs (method EPA 8260D)																										
1,1,1,2-Tetrachloroethane	630-20-6	mg/Kg	0.0534	12.3	2.78		0.0633	U	0.0821	U	0.064	U	0.0664	U	0.067	U	0.0676	U	0.536	U	0.0687	U	0.0678	U	0.0653	U
1,1,1-Trichloroethane	71-55-6	mg/Kg	0.1402	640	640		0.0633	U	0.0821	U	0.064	U	0.0664	U	0.067	U	0.0676	U	0.536	U	0.0687	U	0.0678	U	0.0653	U
1,1,2,2-Tetrachloroethane	79-34-5	mg/Kg	0.0002	3.6	0.81		0.0633	U	0.0821	U	0.064	U	0.0664	U	0.067	U	0.0676	U	0.536	U	0.0687	U	0.0678	U	0.0653	U
1,1,2-Trichloroethane	79-00-5	mg/Kg	0.0032	7.01	1.59		0.0633	U	0.0821	U	0.064	U	0.0664	U	0.067	U	0.0676	U	0.536	U	0.0687	U	0.0678	U	0.0653	U
1,1-Dichloroethane	75-34-3	mg/Kg	0.4834	22.2	5.06		0.0633	U	0.0821	U	0.064	U	0.0664	U	0.067	U	0.0676	U	0.536	U	0.0687	U	0.0678	U	0.0653	U
1,1-Dichloroethene	75-35-4	mg/Kg	0.005	1190	320		0.0633	U	0.0821	U	0.064	U	0.0664	U	0.067	U	0.0676	U	0.536	U	0.0687	U	0.0678	U	0.0653	U
1,1-Dichloropropene	563-58-6	mg/Kg	-	-	-		0.0633	U	0.0821	U	0.064	U	0.0664	U	0.067	U	0.0676	U	0.536	U	0.0687	U	0.0678	U	0.0653	U
1,2,3-Trichlorobenzene	87-61-6	mg/Kg	-	934	62.6		0.316	U	0.41	U	0.32	U	0.332	U	0.335	U	0.338	U	2.68	U	0.344	U	0.339	U	0.327	U
1,2,3-Trichloropropane	96-18-4	mg/Kg	0.0519	0.109	0.005		0.0633	U	0.0821	U	0.064	U	0.0664	U	0.067	U	0.0676	U	0.536	U	0.0687	U	0.0678	U	0.0653	U
1,2,4-Trichlorobenzene	120-82-1	mg/Kg	0.408	113	24		0.316	U	0.41	U	0.32	U	0.332	U	0.335	U	0.338	U	2.68	U	0.344	U	0.339	U	0.327	U
1,2,4-Trimethylbenzene	95-63-6	mg/Kg	*1.3787*	219	219		0.0633	U	0.0821	U	0.064	U	0.0664	U	0.067	U	0.0676	U	*54.7*		0.0687	U	0.0678	U	0.0653	U
1,2-Dibromo-3-Chloropropane	96-12-8	mg/Kg	0.0002	0.092	0.008		0.316	U	0.41	U	0.32	U	0.332	U	0.335	U	0.338	U	2.68	U	0.344	U	0.339	U	0.327	U
1,2-Dibromoethane	106-93-4	mg/Kg	0.0000282	0.221	0.05		0.0633	U	0.0821	U	0.064	U	0.0664	U	0.067	U	0.0676	U	0.536	U	0.0687	U	0.0678	U	0.0653	U
1,2-Dichlorobenzene	95-50-1	mg/Kg	1.168	376	376		0.0633	U	0.0821	U	0.064	U	0.0664	U	0.067	U	0.0676	U	0.536	U	0.0687	U	0.0678	U	0.0653	U
1,2-Dichloroethane	107-06-2	mg/Kg	0.0028	2.87	0.652		0.0633	U	0.0821	U	0.064	U	0.0664	U	0.067	U	0.0676	U	0.536	U	0.0687	U	0.0678	U	0.0653	U
1,2-Dichloropropane	78-87-5	mg/Kg	0.0033	15	3.4		0.0633	U	0.0821	U	0.064	U	0.0664	U	0.067	U	0.0676	U	0.536	U	0.0687	U	0.0678	U	0.0653	U
1,3,5-Trimethylbenzene	108-67-8	mg/Kg	*1.3787*	182	182		0.0633	U	0.0821	U	0.064	U	0.0664	U	0.067	U	0.0676	U	*13.1*		0.0687	U	0.0678	U	0.0653	U
1,3-Dichlorobenzene	541-73-1	mg/Kg	1.1528	297	297		0.0633	U	0.0821	U	0.064	U	0.0664	U	0.067	U	0.0676	U	0.536	U	0.0687	U	0.0678	U	0.0653	U
1,3-Dichloropropane	142-28-9	mg/Kg	-	1490	1490		0.0633	U	0.0821	U	0.064	U	0.0664	U	0.067	U	0.0676	U	0.536	U	0.0687	U	0.0678	U	0.0653	U
1,4-Dichlorobenzene	106-46-7	mg/Kg	0.144	16.4	3.74		0.0633	U	0.0821	U	0.064	U	0.0664	U	0.067	U	0.0676	U	0.536	U	0.0687	U	0.0678	U	0.0653	U
2,2-Dichloropropane	594-20-7	mg/Kg	-	191	191		0.0633	U	0.0821	U	0.064	U	0.0664	U	0.067	U	0.0676	U	0.536	U	0.0687	U	0.0678	U	0.0653	U
2-Chlorotoluene	95-49-8	mg/Kg	-	907	907		0.0633	U	0.0821	U	0.064	U	0.0664	U	0.067	U	0.0676	U	0.536	U	0.0687	U	0.0678	U	0.0653	U
4-Chlorotoluene	106-43-4	mg/Kg	-	253	253		0.0633	U	0.0821	U	0.064	U	0.0664	U	0.067	U	0.0676	U	0.536	U	0.0687	U	0.0678	U	0.0653	U
4-Isopropyltoluene	99-87-6	mg/Kg	-	162	162		0.0633	U	0.0821	U	0.064	U	0.0664	U	0.067	U	0.0676	U	0.814		0.0687	U	0.0678	U	0.0653	U
Benzene	71-43-2	mg/Kg	*0.0051*	7.07	1.6		0.0253	U	0.0328	U	0.0256	U	0.0265	U	*0.0703*		0.0271	U	*0.709*		0.0275	U	0.0271	U	0.0261	U
Bromobenzene	108-86-1	mg/Kg	-	679	342		0.0633	U	0.0821	U	0.064	U	0.0664	U	0.067	U	0.0676	U	0.536	U	0.0687	U	0.0678	U	0.0653	U
Bromochloromethane	74-97-5	mg/Kg	-	906	216		0.0633	U	0.0821	U	0.064	U	0.0664	U	0.067	U	0.0676	U	0.536	U	0.0687	U	0.0678	U	0.0653	U
Bromodichloromethane	75-27-4	mg/Kg	0.0003	1.83	0.418		0.0633	U	0.0821	U	0.064	U	0.0664	U	0.067	U	0.0676	U	0.536	U	0.0687	U	0.0678	U	0.0653	U
Bromoform	75-25-2	mg/Kg	0.0023	113	25.4		0.316	U	0.41	U	0.32	U	0.332	U	0.335	U	0.338	U	2.68	U	0.344	U	0.339	U	0.327	U
Bromomethane	74-83-9	mg/Kg	0.0051	43	9.6		0.316	U	0.41	U	0.32	U	0.332	U	0.335	U	0.338	U	2.68	U	0.344	U	0.339	U	0.327	U
Carbon tetrachloride	56-23-5	mg/Kg	0.0039	4.03	0.916		0.0633	U	0.0821	U	0.064	U	0.0664	U	0.067	U	0.0676	U	0.536	U	0.0687	U	0.0678	U	0.0653	U
Chlorobenzene	108-90-7	mg/Kg	0.1358	761	370		0.0633	U	0.0821	U	0.064	U	0.0664	U	0.067	U	0.0676	U	0.536	U	0.0687	U	0.0678	U	0.0653	U
Chloroethane	75-00-3	mg/Kg	0.2266	2120	2120		0.316	U	0.41	U	0.32	U	0.332	U	0.335	U	0.338	U	2.68	U	0.344	U	0.339	U	0.327	U
Chloroform	67-66-3	mg/Kg	0.0033	1.98	0.454		0.316	U	0.41	U	0.32	U	0.332	U	0.335	U	0.338	U	2.68	U	0.344	U	0.339	U	0.327	U
Chloromethane	74-87-3	mg/Kg	0.0155	669	159		0.0633	U	0.0821	U	0.064	U	0.0664	U	0.067	U	0.0676	U	0.536	U	0.0687	U	0.0678	U	0.0653	U
cis-1,2-Dichloroethene	156-59-2	mg/Kg	0.0412	2340	156		0.0633	U	0.0821	U	0.064	U	0.0664	U	0.067	U	0.0676	U	0.536	U	0.0687	U	0.0678	U	0.0653	U
cis-1,3-Dichloropropene	10061-01-5	mg/Kg	-	1210	1210		0.316	U	0.41	U	0.32	U	0.332	U	0.335	U	0.338	U	2.68	U	0.344	U	0.339	U	0.327	U
Dibromochloromethane	124-48-1	mg/Kg	0.032	38.9	8.28		0.316	U	0.41	U	0.32	U	0.332	U	0.335	U	0.338	U	2.68	U	0.344	U	0.339	U	0.327	U
Dibromomethane	74-95-3	mg/Kg	-	143	34		0.0633	U	0.0821	U	0.064	U	0.0664	U	0.067	U	0.0676	U	0.536	U	0.0687	U	0.0678	U	0.0653	U
Dichlorodifluoromethane	75-71-8	mg/Kg	3.0863	530	126		0.0633	U	0.0821	U	0.064	U	0.0664	U	0.067	U	0.0676	U	0.536	U	0.0687	U	0.0678	U	0.0653	U
Diisopropyl ether	108-20-3	mg/Kg	-	2260	2260		0.0633	U	0.0821	U	0.064	U	0.0664	U	0.067	U	0.0676	U	0.536	U	0.0687	U	0.0678	U	0.0653	U
Ethylbenzene	100-41-4	mg/Kg	*1.57*	35.4	**8.02**		0.0633	U	0.0821	U	0.064	U	0.0664	U	0.067	U	0.0951		***16.6***		0.0687	U	0.0678	U	0.0653	U
Hexachlorobutadiene	87-68-3	mg/Kg	-	7.19	1.63		0.316	U	0.41	U	0.32	U	0.332	U	0.335	U	0.338	U	2.68	U	0.344	U	0.339	U	0.327	U
Isopropylbenzene	98-82-8	mg/Kg	-	268	268		0.0633	U	0.0821	U	0.064	U	0.0664	U	0.067	U	0.0193	J	2.34		0.0687	U	0.0678	U	0.0653	U
Methyl tert-butyl ether	1634-04-4	mg/Kg	0.027	282	63.8		0.0633	U	0.0821	U	0.064	U	0.0664	U	0.067	U	0.0676	U	0.536	U	0.0687	U	0.0678	U	0.0653	U
Methylene Chloride	75-09-2	mg/Kg	0.0026	1150	61.8		0.0633	U	0.0821	U	0.064	U	0.0664	U	0.067	U	0.0676	U	0.536	U	0.0687	U	0.0678	U	0.0653	U
m-Xylene & p-Xylene	179601-23-1	mg/Kg	-	-	-		0.127	U	0.164	U	0.128	U	0.133	U	0.134	U	0.135	U	32.1		0.137	U	0.136	U	0.131	U
Naphthalene	91-20-3	mg/Kg	*0.6582*	24.1	**5.52**		0.316	U	0.41	U	0.32	U	0.332	U	0.335	U	0.338	U	***6.18***		0.344	U	0.339	U	0.327	U
n-Butylbenzene	104-51-8	mg/Kg	-	108	108		0.0633	U	0.0821	U	0.064	U	0.0664	U	0.067	U	0.0676	U	6.76		0.0687	U	0.0678	U	0.0653	U
n-Propylbenzene	103-65-1	mg/Kg	-	264	264		0.0633	U	0.022	J	0.064	U	0.0664	U	0.067	U	0.0942		10.2		0.0687	U	0.0678	U	0.0653	U
o-Xylene	95-47-6	mg/Kg	-	434	434		0.0633	U	0.0821	U	0.064	U	0.0664	U	0.067	U	0.0676	U	7.01		0.0687	U	0.0678	U	0.0653	U
sec-Butylbenzene	135-98-8	mg/Kg	-	145	145		0.0633	U	0.0821	U	0.064	U	0.0664	U	0.067	U	0.0192	J	1.54		0.0687	U	0.0678	U	0.0653	U
Styrene	100-42-5	mg/Kg	0.22	867	867		0.0633	U	0.0821	U	0.064	U	0.0664	U	0.067	U	0.0676	U	0.536	U	0.0687	U	0.0678	U	0.0653	U
tert-Butylbenzene	98-06-6	mg/Kg	-	183	183		0.0633	U	0.0821	U	0.064	U	0.0664	U	0.067	U	0.0676	U	0.536	U	0.0687	U	0.0678	U	0.0653	U
Tetrachloroethene	127-18-4	mg/Kg	0.0045	145	33		0.0633	U	0.0821	U	0.064	U	0.0664	U	0.067	U	0.0676	U	0.536	U	0.0687	U	0.0678	U	0.0653	U
Toluene	108-88-3	mg/Kg	*1.1072*	818	818		0.0633	U	0.0821	U	0.064	U	0.0664	U	0.067	U	0.0676	U	*1.83*		0.0687	U	0.0678	U	0.0653	U
trans-1,2-Dichloroethene	156-60-5	mg/Kg	0.0626	1850	1560		0.0633	U	0.0821	U	0.064	U	0.0664	U	0.067	U	0.0676	U	0.536	U	0.0687	U	0.0678	U	0.0653	U
trans-1,3-Dichloropropene	10061-02-6	mg/Kg	-	1510	1510		0.316	U	0.41	U	0.32	U	0.332	U	0.335	U	0.338	U	2.68	U	0.344	U	0.339	U	0.327	U
Trichloroethene	79-01-6	mg/Kg	0.0036	8.41	1.3		0.0633	U	0.0821	U	0.064	U	0.0664	U	0.067	U	0.0676	U	0.536	U	0.0687	U	0.0678	U	0.0653	U
Trichlorofluoromethane	75-69-4	mg/Kg	4.4775	1230	1230		0.0633	U	0.0821	U	0.064	U	0.0664	U	0.067	U	0.0676	U	0.536	U	0.0687	U	0.0678	U	0.0653	U
Vinyl chloride	75-01-4	mg/Kg	0.0001	2.08	0.067		0.0633	U	0.0821	U	0.064	U	0.0664	U	0.067	U	0.0676	U	0.536	U	0.0687	U	0.0678	U	0.0653	U

Notes:
* Other qualifiers may apply, see laboratory report for sample delivery groups 40234317 and 40234318
mg/Kg – milligrams per kilogram
WDNR – Wisconsin Department of Natural Resources
RCL – Residual Contaminant Levels
RCLs as published by the WDNR December 2018, Chapter 720
SB – Soil boring
- – Action level not established for this analyte
U – Compound was analyzed for, but not detected at or above the adjusted limit of detection (LOD)
J – Estimated result: concentration is above the LOD and below the limit of quantitation (LOQ)
Italics – Result exceeds the Groundwater RCL
Underline – Result exceeds the Non–Industrial RCL
Bold – Result exceeds the Industrial RCL

Table 2b
Analytical (Soil)
6230-20-00, STH 54, Closed Shell Station and Active Mobil Station, Seymour, Outagamie County
STH 54 Seymour Phase 2.5

						Sample ID	SB-08 (2-3)		SB-09 (2-4)		SB-10 (2-4)		SB-10 (6-7.5)		SB-11 (4-6)		SB-11 (6-8)		SB-12 (6-8)		SB-13 (6-7.5)		SB-14 (6-7)	
						Date Sampled	29 Sep 2021		30 Sep 2021		30 Sep 2021		30 Sep 2021		30 Sep 2021		30 Sep 2021		30 Sep 2021		30 Sep 2021		30 Sep 2021	
Analyte	**CAS #**	**Unit**	**NR720 RCL GROUNDWATER**	**NR720 RCL NON-INDUSTRIAL**	**NR720 RCL INDUSTRIAL**		Result	Q*	Result	Q*	Result	Q*	Result	Q*	Result	Q*	Result	Q*	Result	Q*	Result	Q*	Result	Q*
DRO (method WI MOD DRO)																								
Diesel Range Organics	68334-30-5	mg/Kg	-	-	-		4.4	U	4.4	U	707		11.3		2.3	J	41.3		4.5	U	1.3	J	4.0	U
GRO (method WI MOD GRO)																								
Gasoline Range Organics	8006-61-9	mg/Kg	-	-	-		3.0	U	2.9	U	2,050		217		51.1		295		2.8	U	2.8	U	2.8	U
VOCs (method EPA 8260D)																								
1,1,1,2-Tetrachloroethane	630-20-6	mg/Kg	0.0534	12.3	2.78		0.0719	U	0.0669	U	2.84	U	0.0658	U	0.0697	U	0.0633	U	0.0638	U	0.0636	U	0.0632	U
1,1,1-Trichloroethane	71-55-6	mg/Kg	0.1402	640	640		0.0719	U	0.0669	U	2.84	U	0.0658	U	0.0697	U	0.0633	U	0.0638	U	0.0636	U	0.0632	U
1,1,2,2-Tetrachloroethane	79-34-5	mg/Kg	0.0002	3.6	0.81		0.0719	U	0.0669	U	2.84	U	0.0658	U	0.0697	U	0.0633	U	0.0638	U	0.0636	U	0.0632	U
1,1,2-Trichloroethane	79-00-5	mg/Kg	0.0032	7.01	1.59		0.0719	U	0.0669	U	2.84	U	0.0658	U	0.0697	U	0.0633	U	0.0638	U	0.0636	U	0.0632	U
1,1-Dichloroethane	75-34-3	mg/Kg	0.4834	22.2	5.06		0.0719	U	0.0669	U	2.84	U	0.0658	U	0.0697	U	0.0633	U	0.0638	U	0.0636	U	0.0632	U
1,1-Dichloroethene	75-35-4	mg/Kg	0.005	1190	320		0.0719	U	0.0669	U	2.84	U	0.0658	U	0.0697	U	0.0633	U	0.0638	U	0.0636	U	0.0632	U
1,1-Dichloropropene	563-58-6	mg/Kg	-	-	-		0.0719	U	0.0669	U	2.84	U	0.0658	U	0.0697	U	0.0633	U	0.0638	U	0.0636	U	0.0632	U
1,2,3-Trichlorobenzene	87-61-6	mg/Kg	-	934	62.6		0.36	U	0.335	U	14.2	U	0.329	U	0.349	U	0.316	U	0.319	U	0.318	U	0.316	U
1,2,3-Trichloropropane	96-18-4	mg/Kg	0.0519	0.109	0.005		0.0719	U	0.0669	U	2.84	U	0.0658	U	0.0697	U	0.0633	U	0.0638	U	0.0636	U	0.0632	U
1,2,4-Trichlorobenzene	120-82-1	mg/Kg	0.408	113	24		0.36	U	0.335	U	14.2	U	0.329	U	0.349	U	0.316	U	0.319	U	0.318	U	0.316	U
1,2,4-Trimethylbenzene	95-63-6	mg/Kg	*1.3787*	219	**219**		0.0719	U	0.0669	U	***286***		*6.91*		0.0881		*5.71*		0.0638	U	0.0636	U	0.0632	U
1,2-Dibromo-3-Chloropropane	96-12-8	mg/Kg	0.0002	0.092	0.008		0.36	U	0.335	U	14.2	U	0.329	U	0.349	U	0.316	U	0.319	U	0.318	U	0.316	U
1,2-Dibromoethane	106-93-4	mg/Kg	0.0000282	0.221	0.05		0.0719	U	0.0669	U	2.84	U	0.0658	U	0.0697	U	0.0633	U	0.0638	U	0.0636	U	0.0632	U
1,2-Dichlorobenzene	95-50-1	mg/Kg	1.168	376	376		0.0719	U	0.0669	U	2.84	U	0.0658	U	0.0697	U	0.0633	U	0.0638	U	0.0636	U	0.0632	U
1,2-Dichloroethane	107-06-2	mg/Kg	0.0028	2.87	0.652		0.0719	U	0.0669	U	2.84	U	0.0658	U	0.0697	U	0.0633	U	0.0638	U	0.0636	U	0.0632	U
1,2-Dichloropropane	78-87-5	mg/Kg	0.0033	15	3.4		0.0719	U	0.0669	U	2.84	U	0.0658	U	0.0697	U	0.0633	U	0.0638	U	0.0636	U	0.0632	U
1,3,5-Trimethylbenzene	108-67-8	mg/Kg	*1.3787*	182	182		0.0719	U	0.0669	U	*89.1*		*1.5*		0.0697	U	0.257		0.0638	U	0.0636	U	0.0632	U
1,3-Dichlorobenzene	541-73-1	mg/Kg	1.1528	297	297		0.0719	U	0.0669	U	2.84	U	0.0658	U	0.0697	U	0.0633	U	0.0638	U	0.0636	U	0.0632	U
1,3-Dichloropropane	142-28-9	mg/Kg	-	1490	1490		0.0719	U	0.0669	U	2.84	U	0.0658	U	0.0697	U	0.0633	U	0.0638	U	0.0636	U	0.0632	U
1,4-Dichlorobenzene	106-46-7	mg/Kg	0.144	16.4	3.74		0.0719	U	0.0669	U	2.84	U	0.0658	U	0.0697	U	0.0633	U	0.0638	U	0.0636	U	0.0632	U
2,2-Dichloropropane	594-20-7	mg/Kg	-	191	191		0.0719	U	0.0669	U	2.84	U	0.0658	U	0.0697	U	0.0633	U	0.0638	U	0.0636	U	0.0632	U
2-Chlorotoluene	95-49-8	mg/Kg	-	907	907		0.0719	U	0.0669	U	2.84	U	0.0658	U	0.0697	U	0.0633	U	0.0638	U	0.0636	U	0.0632	U
4-Chlorotoluene	106-43-4	mg/Kg	-	253	253		0.0719	U	0.0669	U	2.84	U	0.0658	U	0.0697	U	0.0633	U	0.0638	U	0.0636	U	0.0632	U
4-Isopropyltoluene	99-87-6	mg/Kg	-	162	162		0.0719	U	0.0669	U	2.26	J	0.178		0.023	J	0.0679		0.0638	U	0.0636	U	0.0632	U
Benzene	71-43-2	mg/Kg	0.0051	7.07	1.6		0.0288	U	0.0268	U	1.13	U	0.0263	U	0.0279	U	0.0253	U	0.0255	U	0.0255	U	0.0253	U
Bromobenzene	108-86-1	mg/Kg	-	679	342		0.0719	U	0.0669	U	2.84	U	0.0658	U	0.0697	U	0.0633	U	0.0638	U	0.0636	U	0.0632	U
Bromochloromethane	74-97-5	mg/Kg	-	906	216		0.0719	U	0.0669	U	2.84	U	0.0658	U	0.0697	U	0.0633	U	0.0638	U	0.0636	U	0.0632	U
Bromodichloromethane	75-27-4	mg/Kg	0.0003	1.83	0.418		0.0719	U	0.0669	U	2.84	U	0.0658	U	0.0697	U	0.0633	U	0.0638	U	0.0636	U	0.0632	U
Bromoform	75-25-2	mg/Kg	0.0023	113	25.4		0.36	U	0.335	U	14.2	U	0.329	U	0.349	U	0.316	U	0.319	U	0.318	U	0.316	U
Bromomethane	74-83-9	mg/Kg	0.0051	43	9.6		0.36	U	0.335	U	14.2	U	0.329	U	0.349	U	0.316	U	0.319	U	0.318	U	0.316	U
Carbon tetrachloride	56-23-5	mg/Kg	0.0039	4.03	0.916		0.0719	U	0.0669	U	2.84	U	0.0658	U	0.0697	U	0.0633	U	0.0638	U	0.0636	U	0.0632	U
Chlorobenzene	108-90-7	mg/Kg	0.1358	761	370		0.0719	U	0.0669	U	2.84	U	0.0658	U	0.0697	U	0.0633	U	0.0638	U	0.0636	U	0.0632	U
Chloroethane	75-00-3	mg/Kg	0.2266	2120	2120		0.36	U	0.335	U	14.2	U	0.329	U	0.349	U	0.316	U	0.319	U	0.318	U	0.316	U
Chloroform	67-66-3	mg/Kg	0.0033	1.98	0.454		0.36	U	0.335	U	14.2	U	0.329	U	0.349	U	0.316	U	0.319	U	0.318	U	0.316	U
Chloromethane	74-87-3	mg/Kg	0.0155	669	159		0.0719	U	0.0669	U	2.84	U	0.0658	U	0.0697	U	0.0633	U	0.0638	U	0.0636	U	0.0632	U
cis-1,2-Dichloroethene	156-59-2	mg/Kg	0.0412	2340	156		0.0719	U	0.0669	U	2.84	U	0.0658	U	0.0697	U	0.0633	U	0.0638	U	0.0636	U	0.0632	U
cis-1,3-Dichloropropene	10061-01-5	mg/Kg	-	1210	1210		0.36	U	0.335	U	14.2	U	0.329	U	0.349	U	0.316	U	0.319	U	0.318	U	0.316	U
Dibromochloromethane	124-48-1	mg/Kg	0.032	38.9	8.28		0.36	U	0.335	U	14.2	U	0.329	U	0.349	U	0.316	U	0.319	U	0.318	U	0.316	U
Dibromomethane	74-95-3	mg/Kg	-	143	34		0.0719	U	0.0669	U	2.84	U	0.0658	U	0.0697	U	0.0633	U	0.0638	U	0.0636	U	0.0632	U
Dichlorodifluoromethane	75-71-8	mg/Kg	3.0863	530	126		0.0719	U	0.0669	U	2.84	U	0.0658	U	0.0697	U	0.0633	U	0.0638	U	0.0636	U	0.0632	U
Diisopropyl ether	108-20-3	mg/Kg	-	2260	2260		0.0719	U	0.0669	U	2.84	U	0.0658	U	0.0697	U	0.0633	U	0.0638	U	0.0636	U	0.0632	U
Ethylbenzene	100-41-4	mg/Kg	*1.57*	35.4	**8.02**		0.0719	U	0.0669	U	***17.6***		0.138		0.0697	U	0.351		0.0638	U	0.0636	U	0.0632	U
Hexachlorobutadiene	87-68-3	mg/Kg	-	7.19	1.63		0.36	U	0.335	U	14.2	U	0.329	U	0.349	U	0.316	U	0.319	U	0.318	U	0.316	U
Isopropylbenzene	98-82-8	mg/Kg	-	268	268		0.0719	U	0.0669	U	3.09		0.0464	J	0.0697	U	0.0683		0.0638	U	0.0636	U	0.0632	U
Methyl tert-butyl ether	1634-04-4	mg/Kg	0.027	282	63.8		0.0719	U	0.0669	U	2.84	U	0.0658	U	0.0697	U	0.0633	U	0.0638	U	0.0636	U	0.0632	U
Methylene Chloride	75-09-2	mg/Kg	0.0026	1150	61.8		0.0719	U	0.0669	U	2.84	U	0.0658	U	0.0697	U	0.0633	U	0.0638	U	0.0636	U	0.0632	U
m-Xylene & p-Xylene	179601-23-1	mg/Kg	-	-	-		0.144	U	0.134	U	287		1.76		0.139	U	1.13		0.128	U	0.127	U	0.126	U
Naphthalene	91-20-3	mg/Kg	*0.6582*	24.1	**5.52**		0.36	U	0.335	U	***35.3***		0.603		0.349	U	*0.862*		0.319	U	0.318	U	0.316	U
n-Butylbenzene	104-51-8	mg/Kg	-	108	108		0.0719	U	0.0669	U	24.5		0.0658	U	0.0697	U	0.354		0.0638	U	0.0636	U	0.0632	U
n-Propylbenzene	103-65-1	mg/Kg	-	264	264		0.0719	U	0.0669	U	16.5		0.238		0.0697	U	0.314		0.0638	U	0.0636	U	0.0632	U
o-Xylene	95-47-6	mg/Kg	-	434	434		0.0719	U	0.0669	U	112		0.449		0.0697	U	0.0683		0.0638	U	0.0636	U	0.0632	U
sec-Butylbenzene	135-98-8	mg/Kg	-	145	145		0.0719	U	0.0669	U	3.44		0.118		0.0417	J	0.0795		0.0638	U	0.0636	U	0.0632	U
Styrene	100-42-5	mg/Kg	0.22	867	867		0.0719	U	0.0669	U	2.84	U	0.0658	U	0.0697	U	0.0633	U	0.0638	U	0.0636	U	0.0632	U
tert-Butylbenzene	98-06-6	mg/Kg	-	183	183		0.0719	U	0.0669	U	2.84	U	0.0658	U	0.0697	U	0.0633	U	0.0638	U	0.0636	U	0.0632	U
Tetrachloroethene	127-18-4	mg/Kg	0.0045	145	33		0.0719	U	0.0669	U	2.84	U	0.0658	U	0.0697	U	0.0633	U	0.0638	U	0.0636	U	0.0632	U
Toluene	108-88-3	mg/Kg	1.1072	818	818		0.0719	U	0.0669	U	0.881	J	0.0658	U	0.0697	U	0.0171	J	0.0638	U	0.0636	U	0.0632	U
trans-1,2-Dichloroethene	156-60-5	mg/Kg	0.0626	1850	1560		0.0719	U	0.0669	U	2.84	U	0.0658	U	0.0697	U	0.0633	U	0.0638	U	0.0636	U	0.0632	U
trans-1,3-Dichloropropene	10061-02-6	mg/Kg	-	1510	1510		0.36	U	0.335	U	14.2	U	0.329	U	0.349	U	0.316	U	0.319	U	0.318	U	0.316	U
Trichloroethene	79-01-6	mg/Kg	0.0036	8.41	1.3		0.0719	U	0.0669	U	2.84	U	0.0658	U	0.0697	U	0.0633	U	0.0638	U	0.0636	U	0.0632	U
Trichlorofluoromethane	75-69-4	mg/Kg	4.4775	1230	1230		0.0719	U	0.0669	U	2.84	U	0.0658	U	0.0697	U	0.0633	U	0.0638	U	0.0636	U	0.0632	U
Vinyl chloride	75-01-4	mg/Kg	0.0001	2.08	0.067		0.0719	U	0.0669	U	2.84	U	0.0658	U	0.0697	U	0.0633	U	0.0638	U	0.0636	U	0.0632	U

Notes:
* Other qualifiers may apply, see laboratory report for sample delivery groups 40234317 and 40234318
mg/Kg – milligrams per kilogram
WDNR – Wisconsin Department of Natural Resources
RCL – Residual Contaminant Levels
RCLs as published by the WDNR December 2018, Chapter 720
SB – Soil boring
- – Action level not established for this analyte
U – Compound was analyzed for, but not detected at or above the adjusted limit of detection (LOD)
J – Estimated result: concentration is above the LOD and below the limit of quantitation (LOQ)
Italics – Result exceeds the Groundwater RCL
Underline – Result exceeds the Non–Industrial RCL
Bold – Result exceeds the Industrial RCL

Table 3

Analytical (Groundwater)

6230-20-00, STH 54, Closed Shell Station and Active Mobil Station, Seymour, Outagamie County

STH 54 Seymour Phase 2.5

					Sample ID	TW-01		TW-02		TW-03		TW-04		TW-05	
					Date Sampled	29 Sep 2021		29 Sep 2021		29 Sep 2021		30 Sep 2021		30 Sep 2021	
Analyte	**CAS #**	**Unit**	**NR140 ENFORCEMENT STANDARD**	**NR140 PREVENTIVE ACTION LIMIT**		Result	Q*	Result	Q*	Result	Q*	Result	Q*	Result	Q*
DRO (method WI MOD DRO)															
Diesel Range Organics	68334-30-5	µg/L	-	-		180		920		3,200		4,300		55.0	
GRO (method WI MOD GRO)															
Gasoline Range Organics	8006-61-9	µg/L	-	-		102		6,590		7,630		4,090		50.0	U
VOCs (method EPA 8260D)															
1,1,1,2-Tetrachloroethane	630-20-6	µg/L	70	7		1.0	U	10.0	U	25.0	U	10.0	U	1.0	U
1,1,1-Trichloroethane	71-55-6	µg/L	200	40		1.0	U	10.0	U	25.0	U	10.0	U	1.0	U
1,1,2,2-Tetrachloroethane	79-34-5	µg/L	0.2	0.02		1.0	U	10.0	U	25.0	U	10.0	U	1.0	U
1,1,2-Trichloroethane	79-00-5	µg/L	5	0.5		5.0	U	50.0	U	125	U	50.0	U	5.0	U
1,1-Dichloroethane	75-34-3	µg/L	850	85		1.0	U	10.0	U	25.0	U	10.0	U	1.0	U
1,1-Dichloroethene	75-35-4	µg/L	7	0.7		1.0	U	10.0	U	25.0	U	10.0	U	1.0	U
1,1-Dichloropropene	563-58-6	µg/L	-	-		1.0	U	10.0	U	25.0	U	10.0	U	1.0	U
1,2,3-Trichlorobenzene	87-61-6	µg/L	-	-		5.0	U	50.0	U	125	U	50.0	U	5.0	U
1,2,3-Trichloropropane	96-18-4	µg/L	60	12		5.0	U	50.0	U	125	U	50.0	U	5.0	U
1,2,4-Trichlorobenzene	120-82-1	µg/L	70	14		5.0	U	50.0	U	125	U	50.0	U	5.0	U
1,2,4-Trimethylbenzene	95-63-6	µg/L	-	-		1.0	U	436		413		778		1.0	U
1,2-Dibromo-3-Chloropropane	96-12-8	µg/L	0.2	0.02		5.0	U	50.0	U	125	U	50.0	U	5.0	U
1,2-Dibromoethane	106-93-4	µg/L	0.05	0.005		1.0	U	10.0	U	25.0	U	10.0	U	1.0	U
1,2-Dichlorobenzene	95-50-1	µg/L	600	60		1.0	U	10.0	U	25.0	U	10.0	U	1.0	U
1,2-Dichloroethane	107-06-2	µg/L	5	0.5		1.0	U	10.0	U	25.0	U	10.0	U	1.0	U
1,2-Dichloropropane	78-87-5	µg/L	5	0.5		1.0	U	10.0	U	25.0	U	10.0	U	1.0	U
1,3,5-Trimethylbenzene	108-67-8	µg/L	-	-		1.0	U	94.9		73.0		10.0	U	1.0	U
1,3-Dichlorobenzene	541-73-1	µg/L	600	120		1.0	U	10.0	U	25.0	U	10.0	U	1.0	U
1,3-Dichloropropane	142-28-9	µg/L	-	-		1.0	U	10.0	U	25.0	U	10.0	U	1.0	U
1,4-Dichlorobenzene	106-46-7	µg/L	75	15		1.0	U	10.0	U	25.0	U	10.0	U	1.0	U
2,2-Dichloropropane	594-20-7	µg/L	-	-		5.0	U	50.0	U	125	U	50.0	U	5.0	U
2-Chlorotoluene	95-49-8	µg/L	-	-		5.0	U	50.0	U	125	U	50.0	U	5.0	U
4-Chlorotoluene	106-43-4	µg/L	-	-		5.0	U	50.0	U	125	U	50.0	U	5.0	U
4-Isopropyltoluene	99-87-6	µg/L	-	-		5.0	U	50.0	U	125	U	12.4	J	5.0	U
Benzene	71-43-2	µg/L	5	**0.5**		**4.8**		**1,710**		**879**		**5.3**	**J**	1.0	U
Bromobenzene	108-86-1	µg/L	-	-		1.0	U	10.0	U	25.0	U	10.0	U	1.0	U
Bromochloromethane	74-97-5	µg/L	-	-		5.0	U	50.0	U	125	U	50.0	U	5.0	U
Bromodichloromethane	75-27-4	µg/L	0.6	0.06		1.0	U	10.0	U	25.0	U	10.0	U	1.0	U
Bromoform	75-25-2	µg/L	4.4	0.44		5.0	U	50.0	U	125	U	50.0	U	5.0	U
Bromomethane	74-83-9	µg/L	10	1		5.0	U	50.0	U	125	U	50.0	U	5.0	U
Carbon tetrachloride	56-23-5	µg/L	5	0.5		1.0	U	10.0	U	25.0	U	10.0	U	1.0	U
Chlorobenzene	108-90-7	µg/L	100	20		1.0	U	10.0	U	25.0	U	10.0	U	1.0	U
Chloroethane	75-00-3	µg/L	400	80		5.0	U	50.0	U	125	U	50.0	U	5.0	U
Chloroform	67-66-3	µg/L	6	0.6		5.0	U	50.0	U	125	U	50.0	U	5.0	U
Chloromethane	74-87-3	µg/L	30	3		5.0	U	50.0	U	125	U	50.0	U	5.0	U
cis-1,2-Dichloroethene	156-59-2	µg/L	70	7		1.0	U	10.0	U	25.0	U	10.0	U	1.0	U
cis-1,3-Dichloropropene	10061-01-5	µg/L	-	-		1.0	U	10.0	U	25.0	U	10.0	U	1.0	U
Dibromochloromethane	124-48-1	µg/L	60	6		5.0	U	50.0	U	125	U	50.0	U	5.0	U
Dibromomethane	74-95-3	µg/L	-	-		5.0	U	50.0	U	125	U	50.0	U	5.0	U
Dichlorodifluoromethane	75-71-8	µg/L	1000	200		5.0	U	50.0	U	125	U	50.0	U	5.0	U
Diisopropyl ether	108-20-3	µg/L	-	-		5.0	U	50.0	U	125	U	50.0	U	5.0	U
Ethylbenzene	100-41-4	µg/L	700	**140**		1.0	U	**547**		**1,230**		9.0	J	1.0	U
Hexachlorobutadiene	87-68-3	µg/L	-	-		5.0	U	50.0	U	125	U	50.0	U	5.0	U
Isopropylbenzene	98-82-8	µg/L	-	-		1.7	J	30.2	J	64.6	J	50.0	U	5.0	U
Methyl tert-butyl ether	1634-04-4	µg/L	60	12		5.0	U	50.0	U	125	U	50.0	U	5.0	U
Methylene Chloride	75-09-2	µg/L	5	0.5		5.0	U	50.0	U	125	U	50.0	U	5.0	U
m-Xylene & p-Xylene	179601-23-1	µg/L	-	-		0.75	J	1,110		1,280		28.7		2.0	U
Naphthalene	91-20-3	µg/L	100	**10**		5.0	U	**94.3**		**182**		**15.5**	**J**	5.0	U
n-Butylbenzene	104-51-8	µg/L	-	-		1.0	U	10.0	U	25.0	U	10.0	U	1.0	U
n-Propylbenzene	103-65-1	µg/L	-	-		1.4		78.6		182		9.2	J	1.0	U
o-Xylene	95-47-6	µg/L	-	-		1.0	U	289		490		4.9	J	1.0	U
sec-Butylbenzene	135-98-8	µg/L	-	-		0.46	J	8.0	J	14.6	J	10.2		1.0	U
Styrene	100-42-5	µg/L	100	10		1.0	U	10.0	U	25.0	U	10.0	U	1.0	U
tert-Butylbenzene	98-06-6	µg/L	-	-		1.0	U	10.0	U	25.0	U	10.0	U	1.0	U
Tetrachloroethene	127-18-4	µg/L	5	0.5		1.0	U	10.0	U	25.0	U	10.0	U	1.0	U
Toluene	108-88-3	µg/L	800	**160**		3.1		75.2		**493**		10.0	U	0.65	J
trans-1,2-Dichloroethene	156-60-5	µg/L	100	20		1.0	U	10.0	U	25.0	U	10.0	U	1.0	U
trans-1,3-Dichloropropene	10061-02-6	µg/L	-	-		5.0	U	50.0	U	125	U	50.0	U	5.0	U
Trichloroethene	79-01-6	µg/L	5	0.5		1.0	U	10.0	U	25.0	U	10.0	U	1.0	U
Trichlorofluoromethane	75-69-4	µg/L	3490	698		1.0	U	10.0	U	25.0	U	10.0	U	1.0	U
Vinyl chloride	75-01-4	µg/L	0.2	0.02		1.0	U	10.0	U	25.0	U	10.0	U	1.0	U

Notes:

* Other qualifiers may apply, see laboratory report for sample delivery groups 40234317 and 40234318

µg/L – micrograms per liter

WDNR – Wisconsin Department of Natural Resources

Enforcement Standards (ES) and Preventive Action Limits (PAL) as published by the WDNR, Chapter 140

TW – Temporary well

- – Action level not established for this analyte

U – Compound was analyzed for, but not detected at or above the adjusted limit of detection (LOD)

J – Estimated result: concentration is above the LOD and below the limit of quantitation (LOQ)

Underline – Result exceeds the ES

Bold – Result exceeds the PAL

Table 4

Analytical (Leachate)

6230-20-00, STH 54, Closed Shell Station and Active Mobil Station, Seymour, Outagamie County

STH 54 Seymour Phase 2.5

			Sample ID	SB-01 (8-10.5)		SB-02 (6-8)		SB-03 (2-4)		SB-04 (2-4)		SB-04 (6-7)		SB-05 (4-6)		SB-05 (6-7)		SB-06 (2-3)		SB-06 (4-6)		SB-07 (2-3)	
			Sample Matrix	Soil		Soil		Soil		Soil		Soil		Soil		Soil		Soil		Soil		Soil	
			Date Sampled	29 Sep 2021		29 Sep 2021		29 Sep 2021		29 Sep 2021		29 Sep 2021		29 Sep 2021		29 Sep 2021		29 Sep 2021		29 Sep 2021		29 Sep 2021	
Analyte	**CAS #**	**Unit**	**NR661 TCLP**	Result	Q*	Result	Q*	Result	Q*	Result	Q*	Result	Q*	Result	Q*	Result	Q*	Result	Q*	Result	Q*	Result	Q*	Result	Q*
Metals (method EPA 6010D unless otherwise noted)																							
Arsenic	7440-38-2	mg/L	5	0.025	U	0.0088	J	0.025	U	0.025	U	0.025	U	0.025	U	0.025	U	0.025	U	0.050	U	0.025	U
Barium	7440-39-3	mg/L	100	0.33		0.37		0.22		0.38		0.29		0.33		0.28		0.36		0.54		0.18	
Cadmium	7440-43-9	mg/L	1	0.0016	J	0.0050	U	0.0015	J	0.0016	J	0.0050	U	0.0050	U	0.0050	U	0.0015	J	0.010	U	0.0050	U
Chromium	7440-47-3	mg/L	5	0.010	U	0.010	U	0.010	U	0.010	U	0.010	U	0.010	U	0.010	U	0.0032	J	0.020	U	0.010	U
Lead, total	7439-92-1	mg/L	5	0.020	U	0.020	U	0.020	U	0.020	U	0.020	U	0.020	U	0.020	U	0.0086	J	0.040	U	0.020	U
Lead, dissolved	7439-92-1	mg/L	5	–		–		–		–		–		–		–		–		–		–	
Mercury [EPA 7470]	7439-97-6	mg/L	0.2	0.00020	U	0.00020	U	0.00020	U	0.00020	U	0.00020	U	0.0001	J	0.00021		0.00037		0.00037		0.00029	
Selenium	7782-49-2	mg/L	1	0.040	U	0.040	U	0.040	U	0.040	U	0.040	U	0.040	U	0.040	U	0.040	U	0.08	U	0.040	U
Silver	7440-22-4	mg/L	5	0.010	U	0.010	U	0.010	U	0.010	U	0.010	U	0.010	U	0.0034	J	0.010	U	0.020	U	0.010	U

Notes:

* Other qualifiers may apply, see laboratory report for sample delivery groups 40234317 and 40234318

mg/L – milligrams per liter

WDNR – Wisconsin Department of Natural Resources

TCLP – Maximum allowed concentration determined using the Toxicity Leaching Characteristic Procedure

TCLP values as published by the WDNR April 2021, Chapter 661

SB – Soil boring

TW – Temporary well

– – Analyte not tested for

U – Compound was analyzed for, but not detected at or above the adjusted limit of detection (LOD)

J – Estimated result: concentration is above the LOD and below the limit of quantitation (LOQ)

Bold – Result exceeds the maximum TCLP concentration

Table 4

Analytical (Leachate)

6230-20-00, STH 54, Closed Shell Station and Active Mobil Station, Seymour, Outagamie County

STH 54 Seymour Phase 2.5

			Sample ID	SB-08 (2-3)		SB-09 (2-4)		SB-10 (2-4)		SB-10 (6-7.5)		SB-11 (4-6)		SB-11 (6-8)		SB-12 (6-8)		SB-13 (6-7.5)		SB-14 (6-7)		TW-01	
			Sample Matrix	Soil		Soil		Soil		Soil		Soil		Soil		Soil		Soil		Soil		Groundwater	
			Date Sampled	29 Sep 2021		30 Sep 2021		30 Sep 2021		30 Sep 2021		30 Sep 2021		30 Sep 2021		30 Sep 2021		30 Sep 2021		30 Sep 2021		29 Sep 2021	
Analyte	**CAS #**	**Unit**	**NR661 TCLP**	Result	Q*	Result	Q*	Result	Q*	Result	Q*	Result	Q*	Result	Q*	Result	Q*	Result	Q*	Result	Q*	Result	Q*	Result	Q*
Metals (method EPA 6010D unless otherwise noted)																							
Arsenic	7440-38-2	mg/L	5	0.025	U	0.025	U	0.050	U	0.0099	J	0.0088	J	0.050	U	0.025	U	0.011	J	0.0091	J	0.025	U
Barium	7440-39-3	mg/L	100	0.22		0.21		0.31		0.36		0.33		0.31		0.18		0.22		0.21		0.053	
Cadmium	7440-43-9	mg/L	1	0.0050	U	0.0050	U	0.010	U	0.0013	J	0.0050	U	0.010	U	0.0050	U	0.0050	U	0.0050	U	0.0050	U
Chromium	7440-47-3	mg/L	5	0.010	U	0.010	U	0.020	U	0.010	U	0.010	U	0.020	U	0.010	U	0.010	U	0.010	U	0.010	U
Lead, total	7439-92-1	mg/L	5	0.020	U	0.020	U	0.040	U	0.020	U	0.020	U	0.040	U	0.020	U	0.020	U	0.020	U	0.020	U
Lead, dissolved	7439-92-1	mg/L	5	–		–		–		–		–		–		–		–		–		0.020	U
Mercury [EPA 7470]	7439-97-6	mg/L	0.2	0.00020	U	0.00020	U	0.00020	U	0.00020	U	0.00020	U	0.00020	U	0.00020	U	0.00020	U	0.00020	U	0.00020	U
Selenium	7782-49-2	mg/L	1	0.040	U	0.040	U	0.08	U	0.040	U	0.040	U	0.08	U	0.040	U	0.040	U	0.040	U	0.040	U
Silver	7440-22-4	mg/L	5	0.0033	J	0.0037	J	0.020	U	0.010	U	0.010	U	0.020	U	0.010	U	0.010	U	0.010	U	0.010	U

Notes:

* Other qualifiers may apply, see laboratory report for sample delivery groups 40234317 and 40234318

mg/L – milligrams per liter

WDNR – Wisconsin Department of Natural Resources

TCLP – Maximum allowed concentration determined using the Toxicity Leaching Characteristic Procedure

TCLP values as published by the WDNR April 2021, Chapter 661

SB – Soil boring

TW – Temporary well

– – Analyte not tested for

U – Compound was analyzed for, but not detected at or above the adjusted limit of detection (LOD)

J – Estimated result: concentration is above the LOD and below the limit of quantitation (LOQ)

Bold – Result exceeds the maximum TCLP concentration

Table 4

Analytical (Leachate)

6230-20-00, STH 54, Closed Shell Station and Active Mobil Station, Seymour, Outagamie County

STH 54 Seymour Phase 2.5

			Sample ID	**TW-02**		**TW-03**		**TW-04**		**TW-05**	
			Sample Matrix	Groundwater		Groundwater		Groundwater		Groundwater	
			Date Sampled	29 Sep 2021		29 Sep 2021		30 Sep 2021		30 Sep 2021	
Analyte	**CAS #**	**Unit**	**NR661 TCLP**	Result	Q*	Result	Q*	Result	Q*	Result	Q*
Metals (method EPA 6010D unless otherwise noted)											
Arsenic	7440-38-2	mg/L	5	0.025	U	0.025	U	0.050	U	0.025	U
Barium	7440-39-3	mg/L	100	0.078		0.11		0.28		0.12	
Cadmium	7440-43-9	mg/L	1	0.0050	U	0.0050	U	0.010	U	0.0050	U
Chromium	7440-47-3	mg/L	5	0.010	U	0.010	U	0.020	U	0.010	U
Lead, total	7439-92-1	mg/L	5	0.020	U	0.020	U	0.040	U	0.020	U
Lead, dissolved	7439-92-1	mg/L	5	0.020	U	0.020	U	0.040	U	0.020	U
Mercury [EPA 7470]	7439-97-6	mg/L	0.2	0.00020	U	0.00020	U	0.00020	U	0.00020	U
Selenium	7782-49-2	mg/L	1	0.040	U	0.040	U	0.08	U	0.040	U
Silver	7440-22-4	mg/L	5	0.010	U	0.010	U	0.020	U	0.010	U

Notes:

* Other qualifiers may apply, see laboratory report for sample delivery groups 40234317 and 40234318

mg/L – milligrams per liter

WDNR – Wisconsin Department of Natural Resources

TCLP – Maximum allowed concentration determined using the Toxicity Leaching Characteristic Procedure

TCLP values as published by the WDNR April 2021, Chapter 661

SB – Soil boring

TW – Temporary well

– – Analyte not tested for

U – Compound was analyzed for, but not detected at or above the adjusted limit of detection (LOD)

J – Estimated result: concentration is above the LOD and below the limit of quantitation (LOQ)

Bold – Result exceeds the maximum TCLP concentration

Figures

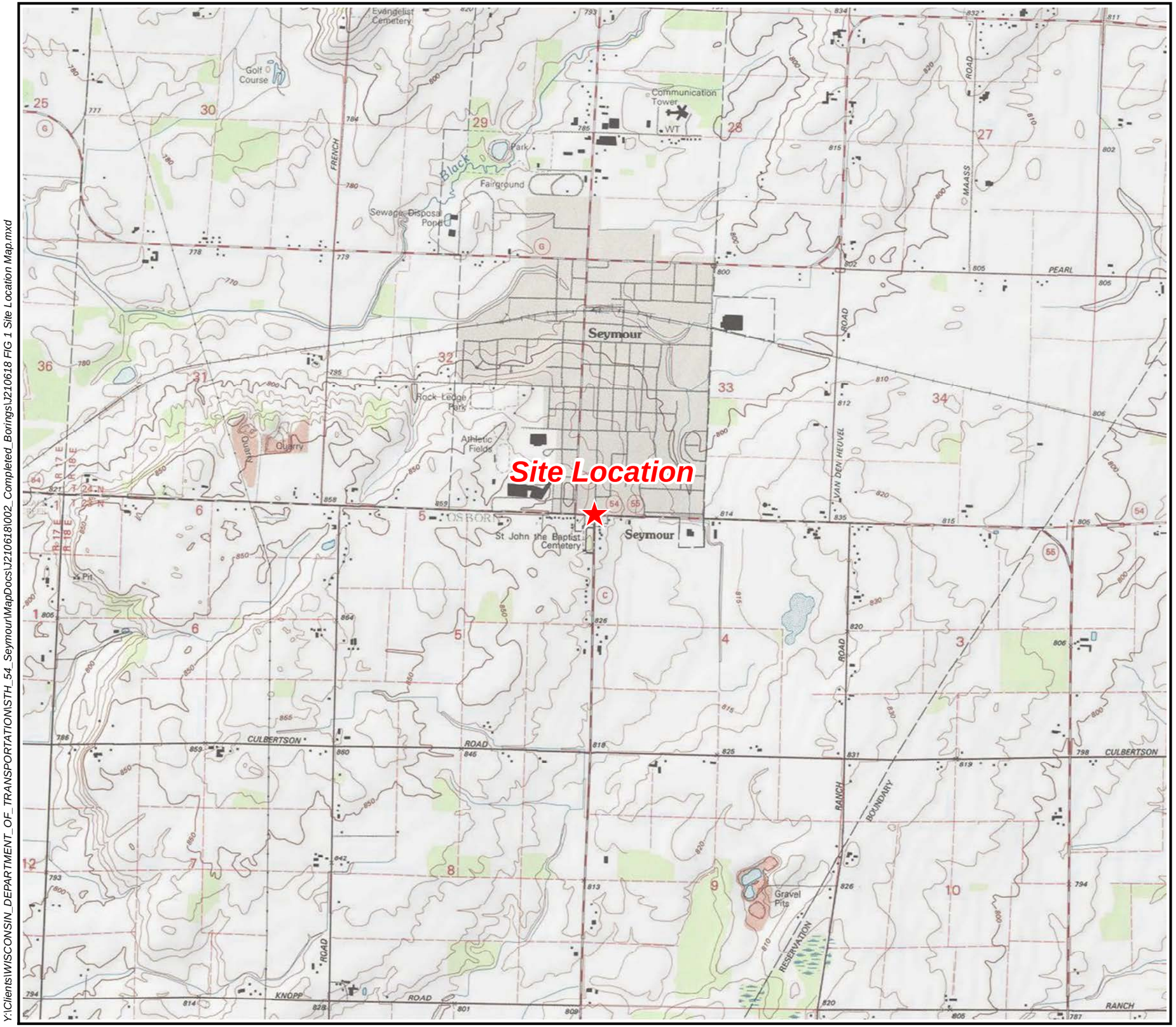

Figure 1

Site Location Map

STH 54 Seymour

STH 54 & Ivory Street
Seymour, WI 54165

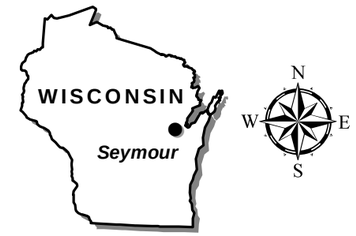

Map Projection: NAD 1983 UTM Zone 16 N, Meters
Basemap: National Geographic Society, i-cubed

0 2,000 4,000 Feet
0 600 1,200 Meters

1 inch = 2,000 feet

★ Site Location

Bay West
Customer-Focused Environmental & Industrial Solutions

Drawn By: N.J. Date Drawn/Revised:11/11/2021 Project No.J210618

Y:\Clients\WISCONSIN_DEPARTMENT_OF_TRANSPORTATION\STH_54_Seymour\MapDocs\J210618\002_Completed_Borings\J210618 FIG 1 Site Location Map.mxd

Figure 2

Investigation Area

STH 54 Seymour

STH 54 & Ivory Street
Seymour, WI 54165

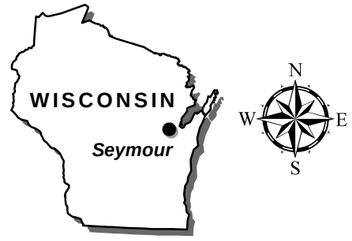

Map Projection: NAD 1983 UTM Zone 16 N, Meters
Basemap: Wisconsin DNR Outagamie County WMS, 2014

0 25 50 75 Feet
0 10 20 Meters

- Soil Boring
- Soil Boring and Groundwater Sample
- Investigation Area

Bay West
Customer-Focused Environmental & Industrial Solutions

Drawn By: N.J. Date Drawn/Revised: 11/16/2021 Project No.J210618

Y:\Clients\WISCONSIN_DEPARTMENT_OF_TRANSPORTATION\STH_54_Seymour\MapDocs\J210618002_Completed_Borings\J210618 FIG 2 Investigation Area.mxd

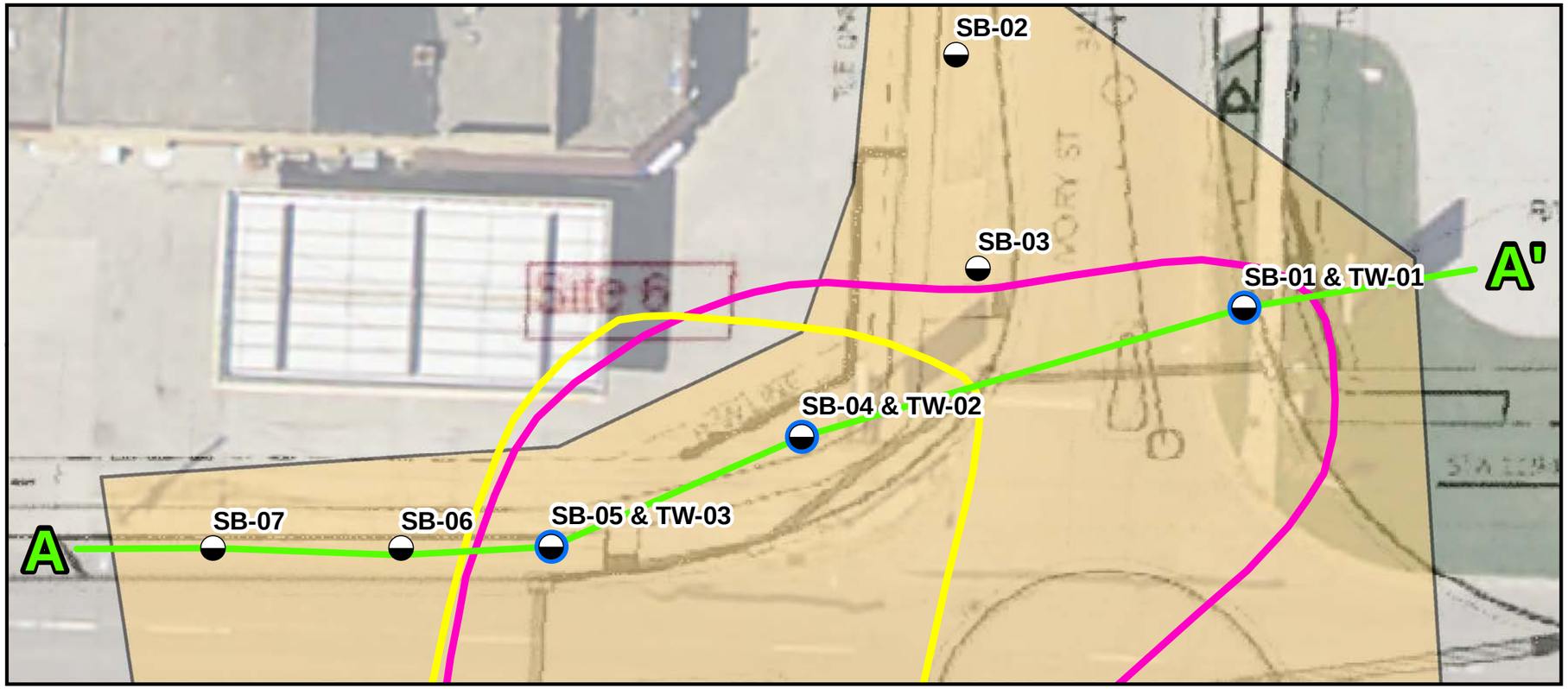

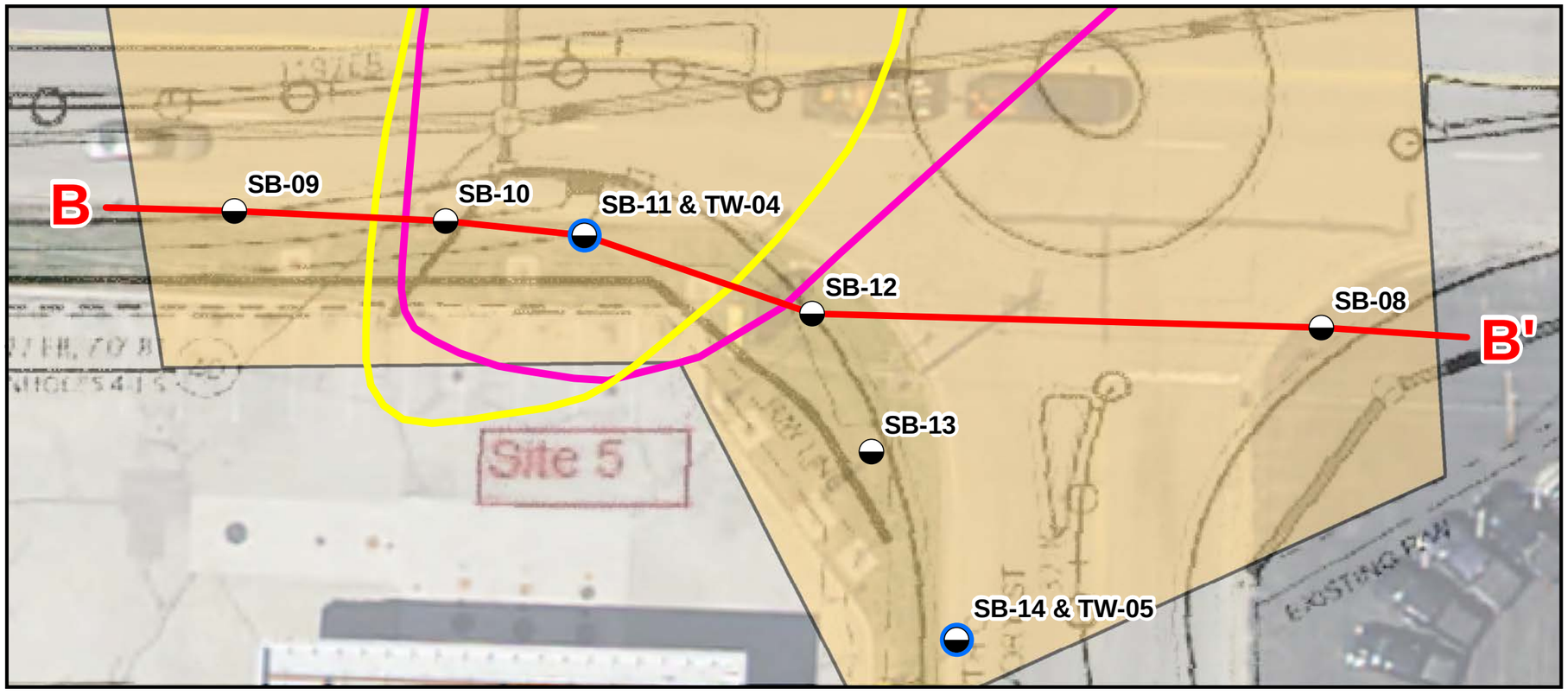

Figure 3

Cross Section Location Map

STH 54 Seymour

STH 54 & Ivory Street
Seymour, WI 54165

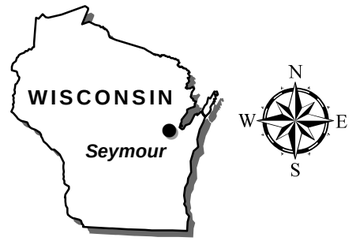

Map Projection: NAD 1983 UTM Zone 16 N, Meters
Basemap: Wisconsin DNR Outagamie County WMS, 2014

0 20 40 60 Feet
0 10 20 Meters

- Soil Boring
- Soil Boring and Groundwater Sample
- Cross Section Line A to A'
- Cross Section Line B to B'
- Groundwater Plume
- Soil Contamination
- Investigation Area

Bay West
Customer-Focused Environmental & Industrial Solutions

Drawn By: N.J. Date Drawn/Revised: 11/29/2021 Project No.J210618

Y:\Clients\WISCONSIN_DEPARTMENT_OF_TRANSPORTATION\STH_54_Seymour\MapDocs\J210618002_Completed_Borings\J210618 FIG 3 Cross Section Location Map.mxd

Y:\Clients\WISCONSIN_DEPARTMENT_OF_TRANSPORTATION\STH_54_Seymour\MapDocs\J210618002_Completed_Borings\J210618 FIG 4 Closed Shell Station Analytical Results & Special Provisions.mxd

SB-04 (2-4)	
29 Sept 2021	Results (mg/kg)
DRO	ND
GRO	ND

SB-04 (6-7)	
29 Sept 2021	Results (mg/kg)
DRO	ND
GRO	ND
Benzene	*0.0703*

TW-02	
29 Sep 2021	Results (µg/L)
DRO	920
GRO	6,590
Benzene	**1,710**
Ethylbenzene	**547**
Naphthalene	**94.3**

SB-02 (6-8)	
29 Sept 2021	Results (mg/kg)
DRO	1.6
GRO	4.9

SB-03 (2-4)	
29 Sept 2021	Results (mg/kg)
DRO	2.4
GRO	ND

A

A'

SB-01 (8-10.5)	
28 Jul 2020	Results (mg/kg)
DRO	ND
GRO	1.4

SB-05 (4-6)	
29 Sept 2021	Results (mg/kg)
DRO	10.5
GRO	6.1

TW-01	
29 Sep 2021	Results (µg/L)
DRO	180
GRO	102
Benzene	**4.8**

SB-05 (6-7)	
29 Sept 2021	Results (mg/kg)
DRO	61.4
GRO	209
1,2,4-Trimethylbenzene	*54.7*
1,3,5-Trimethylbenzene	*13.1*
Benzene	*0.709*
Ethylbenzene	***16.6***
Naphthalene	***6.18***
Toluene	*1.83*

SB-07 (2-3)	
29 Sept 2021	Results (mg/kg)
DRO	ND
GRO	ND

SB-06 (2-3)	
29 Sept 2021	Results (mg/kg)
DRO	1.4
GRO	3.8

SB-06 (4-6)	
29 Sept 2021	Results (mg/kg)
DRO	ND
GRO	5.2

TW-03	
29 Sep 2021	Results (µg/L)
DRO	3,200
GRO	7,630
Benzene	**879**
Ethylbenzene	**1,230**
Naphthalene	**182**
Toluene	**493**

Figure 4

Closed Shell Station Analytical Results & Special Provisions

STH 54 Seymour

STH 54 & Ivory Street
Seymour, WI 54165

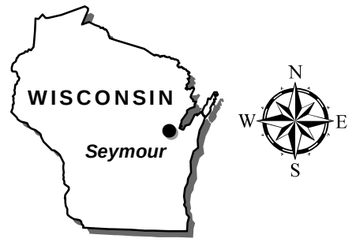

Map Projection: NAD 1983 UTM Zone 16 N, Meters
Basemap: Wisconsin DNR Outagamie County WMS, 2014

0 25 50 75 Feet
0 10 20 Meters

Soil Boring
Soil Boring and Groundwater Sample
Cross Section Line A to A'
Groundwater Plume
Soil Contamination
Investigation Area

Soil Notes:
GRO = Gasoline Range Organics
DRO = Diesel Range Organics
ND = Non Detect
Italics = *WI DNR Groundwater RCL exceedance*
Underline = *WI DNR Non-Industrial RCL Soil exceedance*
Bold = *WI Industrial DC RCL Soil exceedance*

Groundwater Notes:
GRO = Gasoline Range Organics
DRO = Diesel Range Organics
ND = Non Detect
Underline = *WI NR140 Enforcement Standard exceedance*
Bold = *WI NR140 Action Levels exceedance*

Bay West
Customer-Focused Environmental & Industrial Solutions

Drawn By: N.J. Date Drawn/Revised: 11/29/2021 Project No.J210618

Y:\Clients\WISCONSIN_DEPARTMENT_OF_TRANSPORTATION\STH_54_Seymour\MapDocs\J210618\002_Completed_Borings\J210618 FIG 5 Active Mobil Station Analytical Results & Special Provisions.mxd

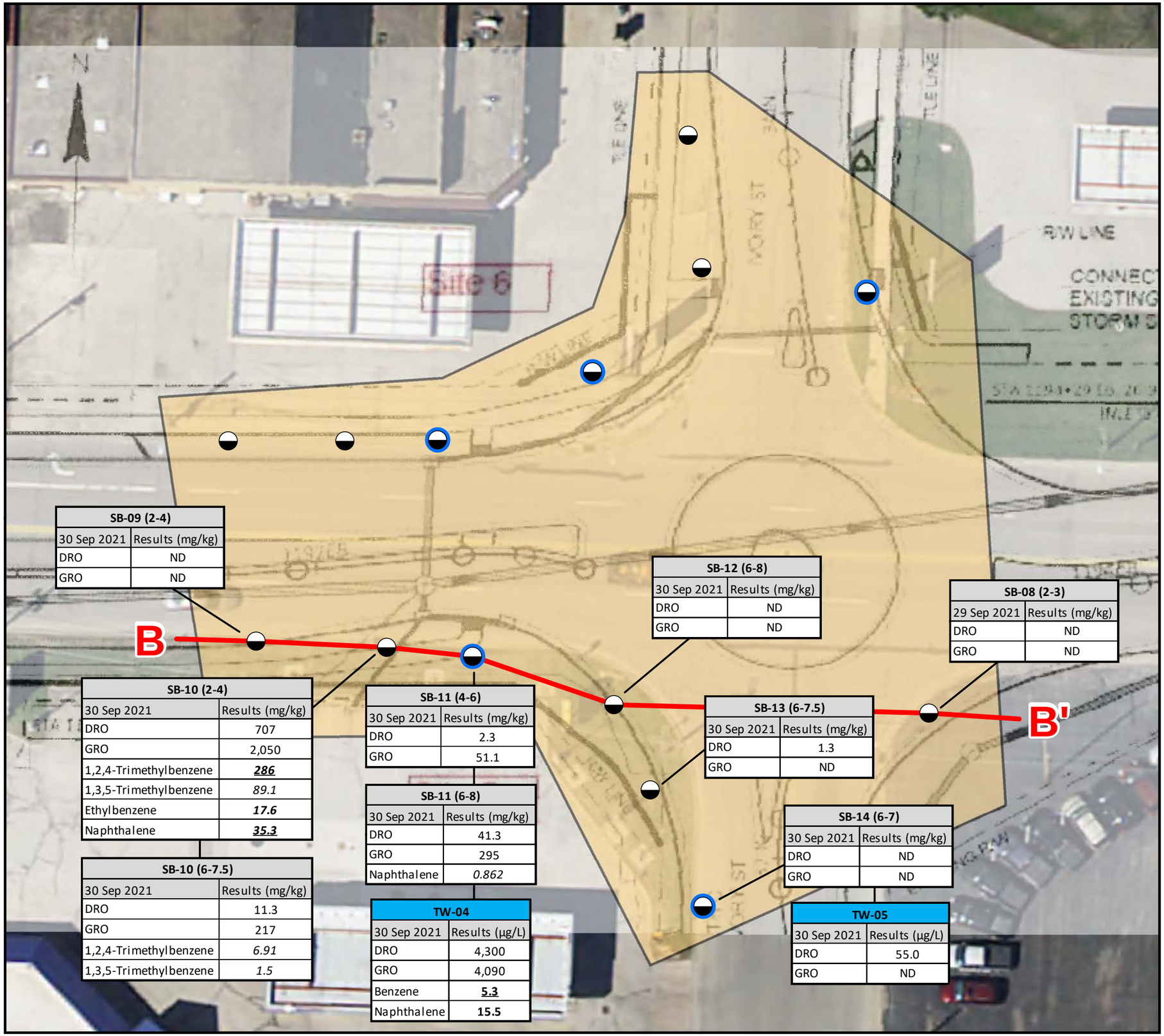

Figure 5

Active Mobil Station Analytical Results & Special Provisions

STH 54 Seymour

STH 54 & Ivory Street
Seymour, WI 54165

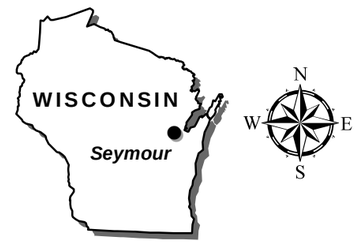

Map Projection: NAD 1983 UTM Zone 16 N, Meters
Basemap: Wisconsin DNR Outagamie County WMS, 2014

0 25 50 75 Feet
0 10 20 Meters

- Soil Boring
- Soil Boring and Groundwater Sample
- Cross Section Line B to B'
- Groundwater Plume
- Soil Contamination
- Investigation Area

Soil Notes:
GRO = Gasoline Range Organics
DRO = Diesel Range Organics
ND = Non Detect
Italics = *WI DNR Groundwater RCL exceedance*
Underline = *WI DNR Non-Industrial RCL Soil exceedance*
Bold = *WI Industrial DC RCL Soil exceedance*

Groundwater Notes:
GRO = Gasoline Range Organics
DRO = Diesel Range Organics
ND = Non Detect
Underline = *WI NR140 Enforcement Standard exceedance*
Bold = *WI NR140 Action Levels exceedance*

Bay West
Customer-Focused Environmental & Industrial Solutions

Drawn By: N.J. Date Drawn/Revised: 11/29/2021 Project No.J210618

A
West

A'
East

Site #6 - Closed Shell Station
BRRTS# 03-45-001819

SB-07 SB-06 SB-05 SB-04 SB-01

842
840
838
836
834
832
830

Estimated Elevation (feet above mean sea level)

3.3
34.2
0.2
2.6
3.8
35.2
15000
234.8
156.6
0
33.6
15000
218.1
92
0
15000
15000
0
15000
101.4

0' 40' 80' 100' 140' 180' 200' 240'

Distance Along Baseline (feet)

Vert. Scale: 1"=2'
2'
1'
0' 10' 20'
Horiz. Scale: 1" = 20'

Topsoil
Clay
Silty Clay
Sandy Clay
Sandy Silt
Sand
Asphalt
Bedrock

Temporary Well
Groundwater Elevation
PID (ppm) 0.8
Boring

ENGR'G	PLS	Bay West Customer-Focused Environmental & Industrial Solutions
DRAWN	3-Nov-21	
REV.	v1	
PROJECT NAME	STH 54 Seymour Phase 2.5	
TITLE	CROSS SECTION A - A'	
DWG. NO. TH54_Seymour.dwg	SCALE AS SHOWN	FIGURE # 6A

C:\Users\PSweeney\Desktop\TH54_Seymour.dwg

B
West

B'
East

Site #5 - Seymour Mobil Station
BRRTS# 03-45-153996

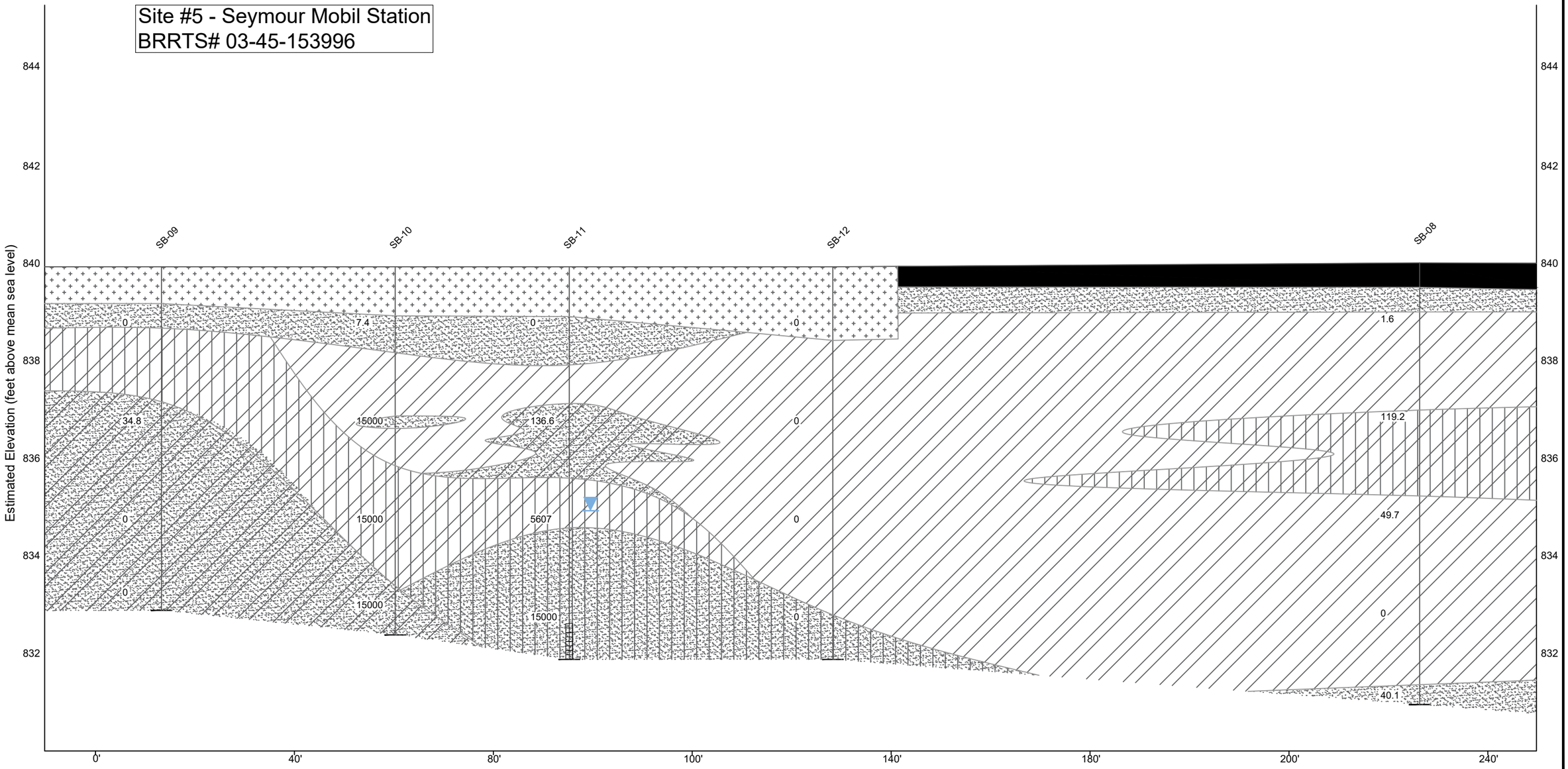

Vert. Scale: 1"=2'
Horiz. Scale: 1" = 20'
0' 10' 20'

Topsoil
Clay
Silty Clay
Sandy Clay
Sandy Silt
Sand
Asphalt
Bedrock

Distance Along Baseline (feet)

Temporary Well
Groundwater Elevation
PID (ppm) 0.8
Boring

ENGR'G	PLS	Bay West Customer-Focused Environmental & Industrial Solutions
DRAWN	3-Nov-21	
REV.	v1	
PROJECT NAME	STH 54 Seymour Phase 2.5	
TITLE	CROSS SECTION B - B'	
DWG. NO. TH54_Seymour.dwg	SCALE AS SHOWN	FIGURE # 6B

C:\Users\PSweeney\Desktop\TH54_Seymour.dwg

Appendix A

Phase 1 Hazardous Materials Assessment Excerpts

Hazardous Materials/Waste

Initial Site Reconnaissance

Project ID: 6230-20-00

STH 54

French Rd – Seminary Rd

Outagamie County

Hazardous Materials/Waste

Initial Site Reconnaissance

Project ID: 6230-20-00

Highway: STH 54

Termini: French Rd – Seminary Rd

County: Outagamie

Project Supervisor: Charles Karow

Project Manager: Timothy Rank

Prepared by: Marisa Christie

Prepared on: 11/22/2019

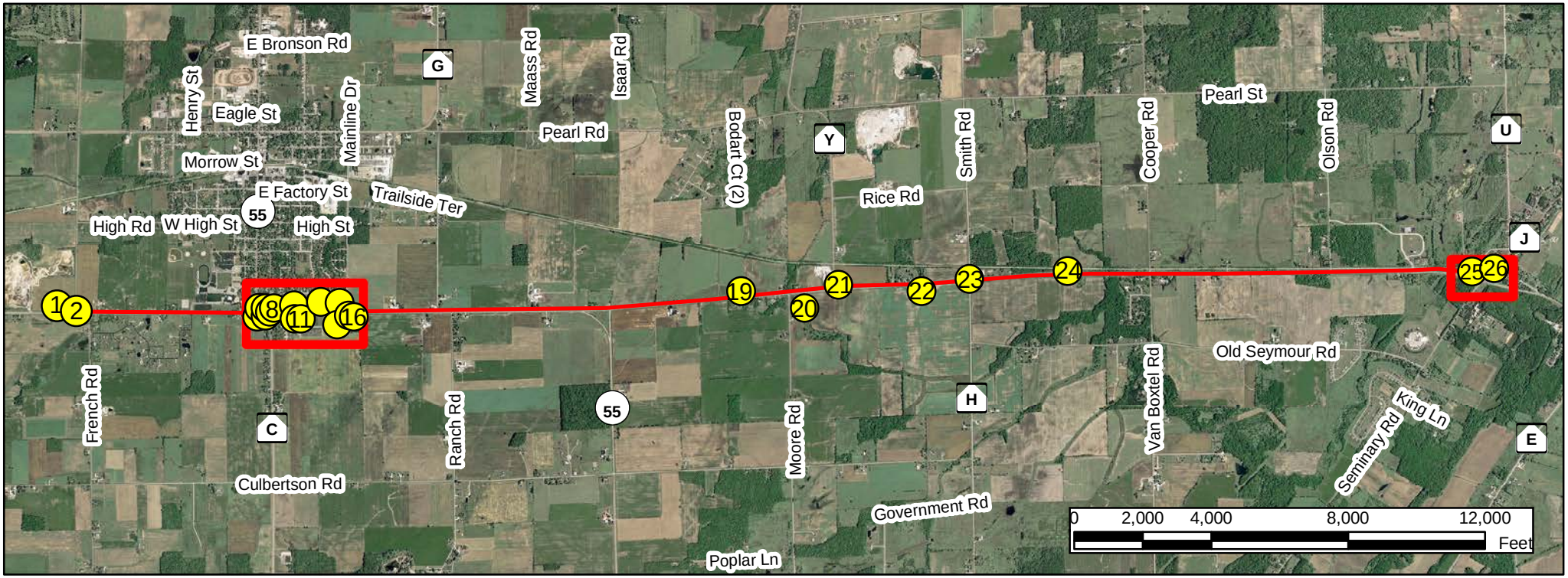

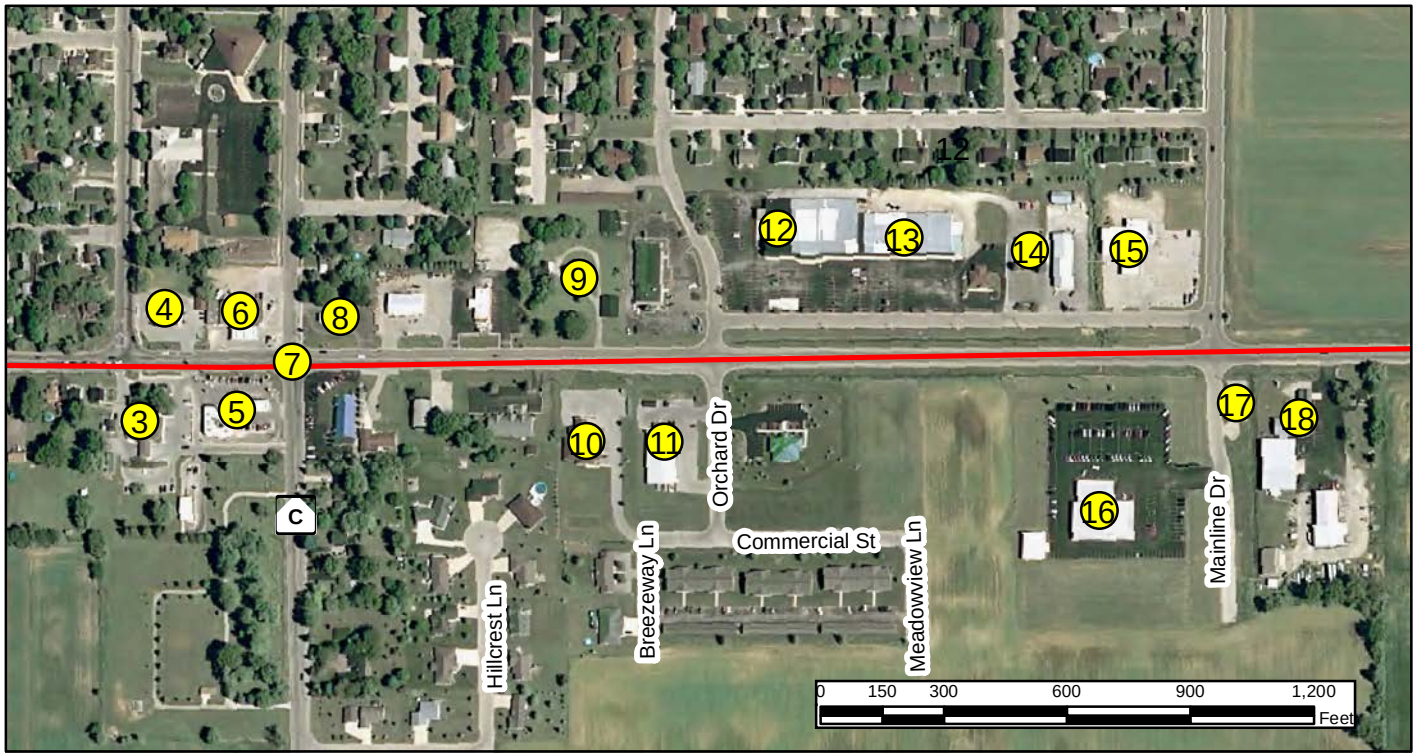

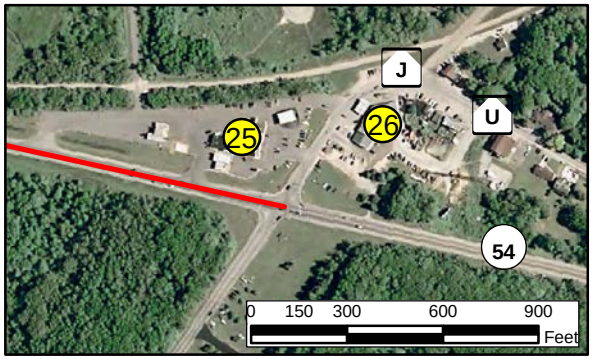

Project ID: 6230-20-00
STH 54
French Rd to Seminary Rd
Outagamie County

Legend
- Project Extent
- Problem Site

Site List

Project ID: **6230-20-00**
Highway: **STH 54**
Termini: **French Rd - Seminary Rd**
County: **Outagamie**

Site #	Site Name	Site Address	Red Flag	Continuing Obligations	Recommended Further Action
1	Charles Jenkins	W3342 Hwy 54, Seymour, WI 54165	1 UST on site - Closed/Removed (8/7/1990, 180 gallons, leaded gasoline)		
2	STH 54 and French Rd	Intersection of STH 54 and French Rd, Seymour, WI 54165	BRRTS- Closed Spill (#04-45-048047, 1/25/1993)		
3	ETC Investments/Hartland Cicero Insurance Co	106 E STH 54, Seymour, WI 54165	BRRTS - Closed LUST (#03-45-230480, 6/12/2002); Closed Spill (#04-45-495045, 1/21/1982); 1 UST on site - Abandoned without Product (5/7/1986, 2500 gallons, fuel oil); asbuilts (s0324(4), 1964)	Yes (#03-45-230480)	
4	Dunbar Self-Service (former)	1020 S Main St, Seymour, WI 54165	BRRTS- Closed LUST (#03-45-000013, 12/4/2000); asbuilts - gas station and pumps (f0113(3), 1954; f038-2(18), 1952; s0324(4), 1964)	Yes	
5	Seymour Mobil/ Condon Oil Mobil	140 STH 54, Seymour, WI 54165	BRRTS- Closed LUST (#03-45-153996, 9/28/2007); SHWIMS- HW Small Generator (EPA ID: WIR000104786); 8 USTs on site - 4 Closed/Removed (10/11/2000, 4000 gallons, diesel; 10/11/2000, 6000 gallons, unleaded gasoline; 10/11/2000 (8000 gallons, unleaded gasoline; 10/11/2000 10000 gallons, unleaded gasoline) 4 In Use (6000 gallons, diesel; 6000 gallons, unleaded gasoline; 6000 gallons, unleaded gasoline; 12000 gallons, unleaded gasoline); asbuilts- gas station (s0324(4), 1964; f038-2(18), 1952)	Yes	
6	Coonen Inc	1043 Ivory St, Seymour, WI 54165	BRRTS- Closed LUST (#03-45-001819, 6/18/1996; #03-45-213120, 11/10/2009); Closed Spill (#04-45-559757, 2/16/2012); RCRA Waste Site (EPA ID: 110005540370); gas station- asbuilts (f038-2(18), 1952)	Yes (#03-45-213120)	
7	CTH C @ HWY 54/55	Intersection of CTH C and Hwy 54/55, Seymour, WI 54165	BRRTS- Closed Spill (#04-45-042163, 7/29/1987)		
8	Everest Petroleum Corporation Seymour	211 STH 54, Seymour, WI 54165	2 USTs on site- In Use (12000 gallons, unleaded gasoline; 12000 gallons, unleaded gasoline)		
9	Eick Auto Parts	401 E STH 54, Seymour, WI 54165	BRRTS- Closed LUST (#03-45-000358, 7/9/1991); SHWIMS site (EPA ID: none, FID:445077160)		
10	Bellin Health Family Medical Center	405 Commercial St, Seymour, WI 54165	RCRA Waste Site (EPA ID: 110039590760)		
11	O'Reilly Auto Parts Store 5046	1125 Orchard Dr, Seymour, WI 54165	RCRA Waste Site (EPA ID: 110070124933)		
12	Woodland Plaza Shopping Center	607 Woodland Plaza, Seymour, WI 54165	1 UST on site- Closed/Removed 12/31/1978 (10,000 gallons, fuel oil)		
13	Family Dollar #3915	629 Woodland Plaza, Seymour, WI 54165	RCRA Waste Site (EPA ID: 110063675973)		
14	Valley Veterinary Clinic	707 Woodland Plaza, Seymour, WI 54165	1 UST on site- Closed/Removed 6/4/1995 (1000 gallons, fuel oil)		
15	Meilke Pontiac/ Gustman Collision Center	725 Woodland Plaza, Seymour, WI 54165	BRRTS- Closed LUST (#03-45-001351, 1/27/1993); RCRA Waste Site (EPA ID: 110005436304); 1 UST on site- Closed/Removed 10/29/1992 (1000 gallons, waste/used motor oil); 1 AST on site- Closed/Removed 11/6/2002 (280 gallons, waste/used motor oil)		
16	Gustman Motors	1145 S Mainline Dr, Seymour, WI 54165	RCRA Waste Site (EPA ID: 110005411116)		
17	ANR-Seymour Metering Station	W2695 STH 54/55, Seymour, WI 54165	BRRTS- Closed ERP (#02-45-547935, 6/9/2008)		
18	Rynish Small Engine Repair/ Seymour Machine & Welding	W2677 STH 54/55, Seymour, WI 54165	BRRTS- Closed LUST (#03-45-000388, 7/12/1994); SHWIMS site (EPA ID: none, FID: 445014680)- 3 USTs on site- Closed Removed (12/31/1986, leaded gasoline; 12/31/1979, 300 gallons, fuel oil; 12/31/1986, 300 gallons, waste/used motor oil)		
19	Greg Hanots Property	W1804 STH 54, Seymour, WI 54165	1 UST on site - Closed/Removed (10/31/1990, 250 gallons, unleaded gasoline)		
20	Seifred Peters	1665/1679 STH 54, Seymour, WI 54165	1 UST on site- In Use (1000 gallons, leaded gasoline); AST on site (field review)		
21	Pump		Pump (asbuilts, f038-2(18), 1952)		
22	Ronald J Vanden Heuvel Property	1415 STH 54, Seymour, WI 54165	1 UST on site - In Use (550 gallons, leaded gasoline)		
23	CTH H & STH 54	Intersection of CTH H and STH 54, Seymour, WI 54165	BRRTS- Closed Spill (#04-45-039535, 1/27/1984)		
24	Pump		Pump (asbuilts, f038-2(18), 1952)		
25	Oneida One Stop	W180 STH 54, Oneida, WI 54155	BRRTS- Closed LUST (#03-45-001745, 12/15/2000), Closed Spill (#04-45-046167, 8/12/1991); SHWIMS site - HW Generator, Small (EPA ID: WID98859668); 3 ASTs on site- Closed/Removed (1/1/1983, 20000 gallons, diesel; 1/1/1983, 20000 gallons, fuel oil; 1/1/1983, 20000 gallons, unleaded gasoline); 7 USTs on site- Closed Removed (6/23/1994, 550 gallons, fuel oil; 6/23/1994, 550 gallons, fuel oil; 10/14/2015, 12000 gallons, unleaded gasoline; 10/14/2015, 12000 gallons, unleaded gasoline) In Use (6000 gallons, diesel; 6000 gallons, unleaded gasoline; 20000 gallons, unleaded gasoline); canopy/gas station- asbuilts (9210-11-70, 2011)		
26	Appletons Garage	N7284 CTH J, Oneida, WI 54155	BRRTS- Closed ERP (#02-45-000016, 10/15/2003), Closed LUST (#03-45-114222, 9/1/2009); RCRA Waste Site (EPA ID: 110061098798); canopy/gas station- asbuilts (9210-11-70, 2011)	Yes (#02-45-000016, #03-45-114222)	

Note: There were several orphan/unknown sites identified during review. Those sites can be found at the back of this packet.

Orphan Sites

Site Name	Site Address	Red Flag
Creative Home Builders	STH 54 Rt 2	BRRTS- Closed Spill (#04-45-449592, 12/20/1990)
HWY 54	STH 54	BRRTS- Closed Spill (#04-45-052685, 4/15/1983)
HWY 54 3 Mi E of N	STH 54 3 miles east of N	BRRTS- Closed Spill (#04-45-047910, 12/10/1992)
STH 55 From Kaukauna to Seymour	STH 55 from Kaukauna to Sevmour	BRRTS- Closed Spill (#04-45-049454, 4/13/1994)
Terry F Stingle	Hwy 55	1 UST on site- In Use (500 gallons, leaded gasoline)
Michael J Peters	2743 Hwy 55, Seymour, WI	1 UST on site- In Use (500 gallons, leaded gasoline)
Milton J Peters	2882 Hwy 55, Seymour, WI	1 UST on site- In Use (320 gallons, leaded gasoline)

WisDOT Phase 1 Hazardous Materials Assessment Site Summary
(rev. 2/2016)

Instructions: following FDM 21-35-5, perform site assessment, fill in information for each site investigated. Multiple sites with no identified environmental concerns may be summarized on one form.

Recommendation acceptance/rejection/modification should be completed and signed by the person with the authority to make project decisions (for example: region hazardous materials coordinator, project manager, local road management consultant)

WisDOT Project ID: 6230-20-00
Highway/Street: STH 54
Termini/Limits: French Rd – Seminary Rd
County or Counties: Outagamie

Property Information:
Site Name(s): Seymour Mobil/Condon Oil Mobil
DOT parcel number (if known):
Property Address: 140 STH 54, Seymour, WI 54165
Owner's Name:
Owner's Address:
Owner's Phone:
Current Land Use:
Past Land Use:

Real Estate Requirements:
☐None ☐Total take ☐Strip acquisition of feet
☐Temporary Limited Easement (TLE)
☐Permanent Limited Easement (PLE)
☐ Other (describe)

Construction Requirements:
☐ Excavation within current right of way to a depth of feet
☐ Excavation within proposed right of way to a depth of feet
☐ Excavation within easement to a depth of feet
☐ Public or private utility or sanitary or storm sewer installation or excavation to a depth of feet

Information from database searches and interviews:
Department of Agriculture, Trade and Consumer Protection (DATCP)
- ☒ site has 8 (number) registered tanks ☐ASTs (number) ☒USTs 8 (number)
- ☒ tanks are currently in use 4 (number)
- ☒ some 4 (number) ☐ all tanks are abandoned; date(s): 10/11/2000
- Tank contents and total number of tanks, both in place and abandoned:
  - ☐ Leaded gasoline ☒ Unleaded gasoline 6 ☐ Fuel Oil
  - ☒ Diesel 2 ☐ Kerosene ☐ Unknown ☐ Other (describe)
- Comments:

Department of Natural Resources (DNR)
- ☒ site is a DNR administered LUST site; BRRTS number: 03-45-153996
- ☐ site is a DNR administered ERP site; BRRTS number:
- ☒ site is a closed ☒LUST ☐ERP site; closure date: 9/28/2007
- ☐ site is a landfill
- ☐ site is an abandoned waste disposal site
- ☒ site is a hazardous waste generator EPA Generator ID: WIR000104786
- ☐ site is a spill site
- ☐ site has continuing obligations (attach copy of closure letter with continuing obligations)
- ☐ Other (please describe)

Sanborn Maps: site is a on map dated . Comments:

A check in a checkbox indicates a positive or "yes" response

WisDOT historic plan sets: site is a gas station on project s0324(4); f038-2(18) dated 1964; 1952. Comments:

Business directories: site is a in the directory dated . Comments:
Aerial photos: site is a on photo dated . Comments:
☐ Contamination discovered at feet during utility or other excavation in the area. Indicate location on site map.
Interview Information or other comments:

Visual Evidence of Potential Contamination: (include additional information in space provided)
☐ No evidence of tanks
☐ USTs ☐ASTs Location, number and condition of tanks, contents, comments:
Location in relationship to current right of way: ☐ map attached
Location in relationship to proposed right of way: ☐ map attached
☐ Drums ☐Stained soils ☐Odor ☐Sheen on surface water ☐Areas of excavation ☐ Areas of fill
☐Stressed vegetation ☐ Pond(s) ☐ Basins/sumps ☐ Monitoring wells ☐ Soil borings
Comments:

Potential for Contaminant Migration: (attach supporting documentation such as plume maps, summaries of site investigation or closure reports).
☐ Property is a potential source of contamination
☐ Adjacent property is a potential source of contamination. Include site name and address or BRRTS number if known, describe location, and include contaminant type and any additional information.
☐ Contaminated soil within proposed right of way from feet to feet below ground surface
☐ Contaminated groundwater within proposed right of way at feet below ground surface.
☐ Contaminated soil or groundwater within existing right of way. Attach copy of most recent investigation and plume maps or DNR form 4400-286 and plume maps.

Attachments – required
☒ Site photographs and a site map showing areas of concern
☐ Plat map showing parcel and any proposed areas of acquisition or easement
☐ Historic aerial photos of site - clearly outline site
☒ Historic WisDOT or other as-builts and plat maps - clearly outline site
☐ Plume maps for known contamination. Indicate existing or proposed right of way on plume maps where applicable.
☒ Closure letter with continuing obligations for sites closed with continuing obligations

Recommendations
☐ No additional hazardous materials investigation is required.
☐ If construction or real estate requirements change, evaluation of need for further investigation will be necessary.
☐ Information is sufficient to use Standard Special Provisions. Copy of completed Standard Special Provision is attached.
☐ Conduct additional investigation
- ☐ Phase 2 (determine if contamination is present)
- ☐ Phase 2.5 (determine extent of contamination within existing R/W only)
- ☐ Phase 3 (determine full extent of contamination prior to acquisition)
- ☐ Phase 4 (remediate site)
- ☐ Other (describe)

☐ Site has continuing obligations. Coordination with DNR will be required.

Prepared by: Marisa Christie on 11/27/2019
Recommendations ☐accepted ☐modified ☐rejected by: Name and Title on
Modifications:
Signature of person accepting/modifying/rejecting recommendations:

_____ _____

A check in a checkbox indicates a positive or "yes" response

55
Y1
Ivory St
C
Google Earth
© 2018 Google
N
200 ft

Mobil
CONDON

Mobil
CONDON

BRRTS on the Web

Click the Location Name or FID below to view Location Details page for this Activity. Other Activities, if present, may be accessed from Location Details.

< Basic Search

CONTINUING OBLIGATIONS APPLY

Due to remaining contamination, continuing obligations apply to one or more properties. For information specific to the continuing obligations review the documentation below. Prior to constructing or reconstructing a water supply well, you need to contact DNR for approval of well construction specifications.

IMPACTED ANOTHER PROPERTY OR RIGHT-OF-WAY

A hazardous substance discharge originating from this property has impacted one or more other properties or right-of-ways (ROWS). For more information, please review the documents below. Certain exemptions regarding the cleanup of impacted properties under Wisconsin Stat. Section 292.13 may apply.

03-45-153996 SEYMOUR MOBIL

CLOSED LUST

Location Name (Click Location Name or FID to View Location Details)				County	WDNR Region
SEYMOUR MOBIL				OUTAGAMIE	NORTHEAST
Address				**Municipality**	
140 STH 54				SEYMOUR	
PLSS Description	**Latitude**	**Longitude**	**Google Maps**	**RR Sites Map**	
NE 1/4 of the NE 1/4 of Sec 05, T23N, R18E	44.5003233	-88.3296335	CLICK TO VIEW	CLICK TO VIEW	
Additional Location Description				**Size (Acres)**	**Facility ID**
310 E STH 54/55				.5	NONE

Jurisdiction	PECFA No.	EPA Cerclis ID	Start Date	End Date	Last Action
DNR RR	54165-1904-10		1997-08-04	2007-09-28	2007-10-04

Characteristics

PECFA Tracked?	EPA NPL Site?	Eligible for PECFA Funds?	Above Ground Storage Tank?	Drycleaner?	Co-Contamination?	WI DOT Site?	COs Apply?
Yes	No	Yes	No	No	No	No	Yes

Actions

Place Cursor Over Action Code to View Description

Date	Code	Name	Comment
1997-08-04	1	Notification of Hazardous Substance Discharge	
1997-08-07	2	Responsible Party (RP) letter sent	
1998-07-03	43	Site Activity Status Update Received	REQUEST FOR PROJECT REVIEW MEETING
Linked to Code 43:	19980703_43_Status_Report.pdf Click to Download or Open		
1999-06-28	43	Site Activity Status Update Received	
1999-08-24	37	Site Investigation Report (SIR) Received (non-fee)	CONTAMINATION IN BEDROCK, OFF-SITE
Linked to Code 37:	19990824_37_SIR.pdf Click to Download or Open		

1999-08-24	143	Remedial Action Options Report (RAOR) Received (fee)	
1999-08-26	140	Site Investigation Report (SIR) Not Approved	
1999-08-26	40	Remedial Action Options Report (RAOR) Approved	
1999-09-02	43	Site Activity Status Update Received	
2002-07-24	99	Miscellaneous	WRPDES SAMPLING RESULTS
2002-11-08	92	Operation & Maintenance (O & M) Report Received (non-Fee)	
Linked to Code 92:		20021108_92_OM.pdf Click to Download or Open	
2003-08-11	43	Site Activity Status Update Received	GROUNDWATER UPDATE
2004-06-21	501	PECFA Bidding to Establish Cost Cap	* SYSTEM ADDED *
Linked to Code 501:		0345153996_20040621_501_PECFA_Bid.pdf Click to Download or Open	
2006-02-06	50	GIS Registry Site	AUTOPOPULATED FROM 700/710 ACTION ENTRY ON 07-FEB-06
2006-02-06	79	Case Closure Review Request Received	
2006-02-06	700	Database Fee Paid for Groundwater Continuing Obligation(s)	
2006-02-06	710	Database Fee Paid for Soil Continuing Obligation(s)	
2006-03-02	80	Closure Not Recommended	ADDT'L MONITORING & UTILITY TRENCH INVESTIGATION
2006-11-16	179	Case Closure Review Request Received (non-fee)	RESUBMITTAL
2007-07-20	179	Case Closure Review Request Received (non-fee)	RESUBMITTAL
2007-08-13	84	Remaining Actions Needed	MW ABANDONMENT, CAP MAINT PLAN NEEDED
2007-09-28	236	Continuing Obligation - Residual GW Contamination	
2007-09-28	46	Impacted Right-of-Way (ROW) Notification	AUTO-POPULATED 2018-03-20
2007-09-28	66	Continuing Obligations (COs) Apply at Off-site Property(ies)	auto-populated on 08/01/2019 per activity relationship to off-site(s)
2007-09-28	232	Continuing Obligation - Residual Soil Contamination	
2007-09-28	11	Activity Closed	
2007-09-28	56	Continuing Obligation(s) Applied	CAP MAINTENANCE PERFORMANCE STD CLOSURE
Linked to Code 56:		20070928_56_CO_Packet.pdf Click to Download or Open	
2007-09-28	222	Continuing Obligation - Maintain Cap Over Contaminated Area	

Other Documents and Images Not Linked to Actions Above

Click File Name to Download or Open

The file below contains permanent records related to the site available at the time the paper Site File was scanned and uploaded. Records withheld by the department due to confidentiality, attorney-client privilege, and other sensitive records, as well as lab data, may not be included. Additional records associated with the site may or may not be accessible through an open records request.

Site File	0345153996_SITE_FILE.pdf

PECFA Claims Paid or Pending Payment

Payments made from the Petroleum Environmental Cleanup Fund Award

PECFA Site Name:	Seymour Mobil					
Maximum Reimbursement:	$1,000,000				**Total Amount Paid:**	$212,425.24
Occ No	**Claim No**	**Audit Date**	**Paid Date**	**Amt Submitted**	**Amt Ineligible**	**Amt Paid**
A	1	2000-07-17	2000-11-03	$46,782.55	$3,023.07	$41,446.51
A	2	2004-11-09	2005-01-12	$168,075.16	$11,194.67	$154,193.46

A	3	2007-12-19	2008-02-27	$18,836.53	$2,051.26	$16,785.27

Substances

Substance	Type	Est Amt Released	Units
Petroleum - Unknown Type	Petroleum		

Who

Role	Name/Address
Responsible Party	WESTERFELD OIL CO INC 102 N WARRINGTON ST CECIL, WI 54111

For Additional Information, Please Contact

DENISE DANELSKI 920-662-5494 denise.danelski@wisconsin.gov

BRRTS data comes from various sources, both internal and external to DNR. There may be omissions and errors in the data and delays in updating new information. Please see the disclaimers page for more information. We welcome your Feedback.

WISCONSIN
DEPT. OF NATURAL RESOURCES

State of Wisconsin \ DEPARTMENT OF NATURAL RESOURCES

Jim Doyle, Governor
Matthew J. Frank, Secretary
Ronald W. Kazmierczak, Regional Director

Shawano Field Office
647 Lakeland Rd.
Shawano, Wisconsin 54166
Telephone 715-524-2183
FAX 715-524-3214
TTY Access via relay - 711

September 28, 2007

Mr. Leon Westerfeld
Westerfeld Oil Co.
PO Box 85
Cecil, WI 54111

SUBJECT: Final Case Closure with Land Use Limitations or Conditions
Seymour Mobil, 310 STH 54/55, Seymour, WI
WDNR BRRTS Activity #: 03-45-153996, PECFA Claim # 54165-1904-10

Dear Mr. Westerfeld:

On August 13, 2007, the Department's Northeast Region Closure Committee reviewed the above referenced case for closure. This committee reviews environmental remediation cases for compliance with state laws and standards to maintain consistency in the closure of these cases. On August 24, 2007, you were notified that the Closure Committee had granted conditional closure to this case.

On September 24, 2007, the Department received correspondence indicating that you have complied with the requirements of closure. The correspondence included a cap maintenance plan and monitoring well abandonment forms.

Based on the correspondence and data provided, it appears that your case meets the requirements of ch. NR 726, Wisconsin Administrative Code. The Department considers this case closed and no further investigation or remediation is required at this time.

Closure Conditions

Please be aware that pursuant to s. 292.12 Wisconsin Statutes, compliance with the requirements of this letter is a responsibility to which the current property owner and any subsequent property owners must adhere. If these requirements are not followed or if additional information regarding site conditions indicates that contamination on or from the site poses a threat to public health, safety, welfare, or the environment, the Department may take enforcement action under s. 292.11 Wisconsin Statutes to ensure compliance with the specified requirements, limitations or other conditions related to the property or this case may be reopened pursuant to s. NR 726.09, Wis. Adm. Code. It is the Department's intent to conduct inspections in the future to ensure that the conditions included in this letter including compliance with referenced maintenance plans are met.

Cover or Barrier

Pursuant to s. 292.12(2)(a), Wis. Stats., the pavement or other impervious cap that currently exists in the location shown on the attached map shall be maintained in compliance with the **attached maintenance plan** in order to minimize the infiltration of water and prevent additional

groundwater contamination that would violate the groundwater quality standards in ch. NR 140, Wis. Adm. Code, and to prevent direct contact with residual soil contamination that might otherwise pose a threat to human health. If soil in the specific locations described above is excavated in the future, the property owner at the time of excavation must sample and analyze the excavated soil to determine if residual contamination remains. If sampling confirms that contamination is present the property owner at the time of excavation will need to determine whether the material would be considered solid or hazardous waste and ensure that any storage, treatment or disposal is in compliance with applicable statutes and rules. In addition, all current and future owners and occupants of the property need to be aware that excavation of the contaminated soil may pose an inhalation or other direct contact hazard and as a result special precautions may need to be taken during excavation activities to prevent a health threat to humans.

Prohibited Activities

The following activities are prohibited on any portion of the property where [pavement, a building foundation, soil cover, engineered cap or other barrier] is required as shown on the attached map, unless prior written approval has been obtained from the Wisconsin Department of Natural Resources: 1) removal of the existing barrier; 2) replacement with another barrier; 3) excavating or grading of the land surface; 4) filling on capped or paved areas; 5) plowing for agricultural cultivation; or 6) construction or placement of a building or other structure.

Vapor Migration

In addition, depending on site-specific conditions, construction over contaminated materials may result in vapor migration into enclosed structures or migration along newly placed underground utility lines. The potential for vapor inhalation and mitigation should be evaluated when planning any future redevelopment, and measures should be taken to ensure the continued protection of public health, safety, welfare and the environment at the site.

GIS Registry

Your site will be listed on the DNR Remediation and Redevelopment GIS Registry of Closed Remediation Sites for the following reasons:

Remaining Residual Groundwater Contamination

Remaining Residual Soil Contamination

Maintenance of Existing Cover or Barrier

Information that was submitted with your closure request application will be included on the GIS Registry. To review the sites on the GIS Registry web page, visit http://dnr.wi.gov/org/aw/rr/gis/index.htm. If your property is listed on the GIS Registry because of remaining contamination and you intend to construct or reconstruct a well, you will need prior Department approval in accordance with s. NR 812.09(4)(w), Wis. Adm. Code. To obtain approval, Form 3300-254 needs to be completed and submitted to the DNR Drinking and Groundwater program's regional water supply specialist. This form can be obtained on-line http://www.dnr.state.wi.us/org/water/dwg/3300254.pdf or at the web address listed above for the GIS Registry.

The Department appreciates your efforts to restore the environment at this site. If you have any questions regarding this closure decision or anything outlined in this letter, please contact Tom Sturm at 715-526-4230

Sincerely,

Bruce G. Urben
Northeast Region Remediation & Redevelopment Team Supervisor

cc: Tom Reinsch - Condon Oil Co., PO Box 184, Ripon, WI 54971-0184
Jason Powell – METCO, 1421 US Hwy. 16, La Crosse, WI 54601

PAVEMENT COVER MAINTENANCE PLAN

September 20, 2007

Seymour Mobil

Property Located at:

310 State Highway 54/55, Seymour, WI 54165

FID # none, WDNR BRRTS # 03-45-153996

See attached deed for legal description (Exhibit A). TAX # 34-0-1193-02

Introduction

This document is the Maintenance Plan for a pavement cover at the above-referenced property in accordance with the requirements of s. NR 724.13(2), Wisconsin Administrative Code. The maintenance activities relate to the existing paved surfaces occupying the area over the contaminated soil and groundwater on the property. The contaminated soil and groundwater is impacted by Gasoline Range Organics, 1,2,4 & 1,3,5-Trimethylbenzene, Benzene, Ethylbenzene, Xylene's, Toluene, and Naphthalene. The location of the paved surfaces and building structure to be maintained in accordance with this Maintenance Plan, as well as the impacted soil are identified in the attached map (Exhibit B).

Cover Purpose

The paved surfaces over the contaminated soil and groundwater serve as a barrier to prevent direct human contact with residual soil contamination that might otherwise pose a threat to human health. The paved surfaces also act as a partial infiltration barrier to minimize future soil-to-groundwater contaminant migration that would violate the groundwater standards in ch. NR 140, Wisconsin Administrative Code. Based on the current and future use of the property, the barrier should function as intended unless disturbed.

Annual Inspection

The paved surface overlying the contaminated soil and groundwater as depicted in Exhibit B will be inspected once a year, normally in the spring after all snow and ice is gone, for deterioration, cracks and other potential problems that can cause additional infiltration into underlying soils. The inspections will be performed to evaluate damage due to settling, exposure to the weather, wear from traffic, increasing age and other factors. Any area where soils have become or are likely to become exposed will be documented. A log of the inspections and any repairs will be maintained by the property owner and is included as Exhibit C, Cap Inspection Log. The log will include

recommendations for necessary repair of any areas where underlying soils are exposed. Once repairs are completed, they will be documented in the inspection log. A copy of the inspection log will be sent to the Wisconsin Department of Natural Resources (WDNR) at least annually after every inspection, unless otherwise directed in the case closure letter.

Maintenance Activities

If problems are noted during the annual inspections or at any other time during the year, repairs will be scheduled as soon as practical. Repairs can include patching and filling operations or they can include larger resurfacing or construction operations. In the event that necessary maintenance activities expose the underlying soil, the owner must inform maintenance workers of the direct contact exposure hazard and provide them with appropriate personal protection equipment ("PPE"). The owner must also sample any soil that is excavated from the site or property prior to disposal to ascertain if contaminants remain. The soil must be treated, stored and disposed of by the owner in accordance with applicable local, state and federal law.

In the event the paved surfaces overlying the contaminated soil/groundwater are removed or replaced, the replacement barrier must be, at a minimum, equally impervious as the original paved surfaces. Any replacement barrier will be subject to the same maintenance and inspection guidelines as outlined in this Maintenance Plan unless indicated otherwise by the WDNR or its successor.

The property owner, in order to maintain the integrity of the paved surfaces, will maintain a copy of this Maintenance Plan on-site and make it available to all interested parties (i.e. on-site employees, contractors, future property owners, etc.) for viewing.

Amendment or Withdrawal of Maintenance Plan

This Maintenance Plan can be amended or withdrawn by the property owner and its successors with the written approval of WDNR.

Contact Information - September 2007

Site or Property Owner and Operator:

Tom Reinsch
Condon Oil Company
P.O. Box 184
Ripon, WI 54971
(920) 748-3186

Consultant:

Jason T. Powell
METCO
1421 US Highway 16
La Crosse WI, 54601
(608) 781-8879

WDNR:

Tom Sturm - WDNR
647 Lakeland Road
Shawano, WI 54166
(715) 524-2183

"Exhibit B" (Loonen Oil LUST site)

MW-300

Benzene: 140 ppb
Ethylbenzene: 400 ppb
Toluene: <13 ppb
Xylene: 930 ppb
MTBE: <11 ppb
TMBs: 1330 ppb
Naphthalene: 140 ppb

☒ - Area requiring cap to be maintained.

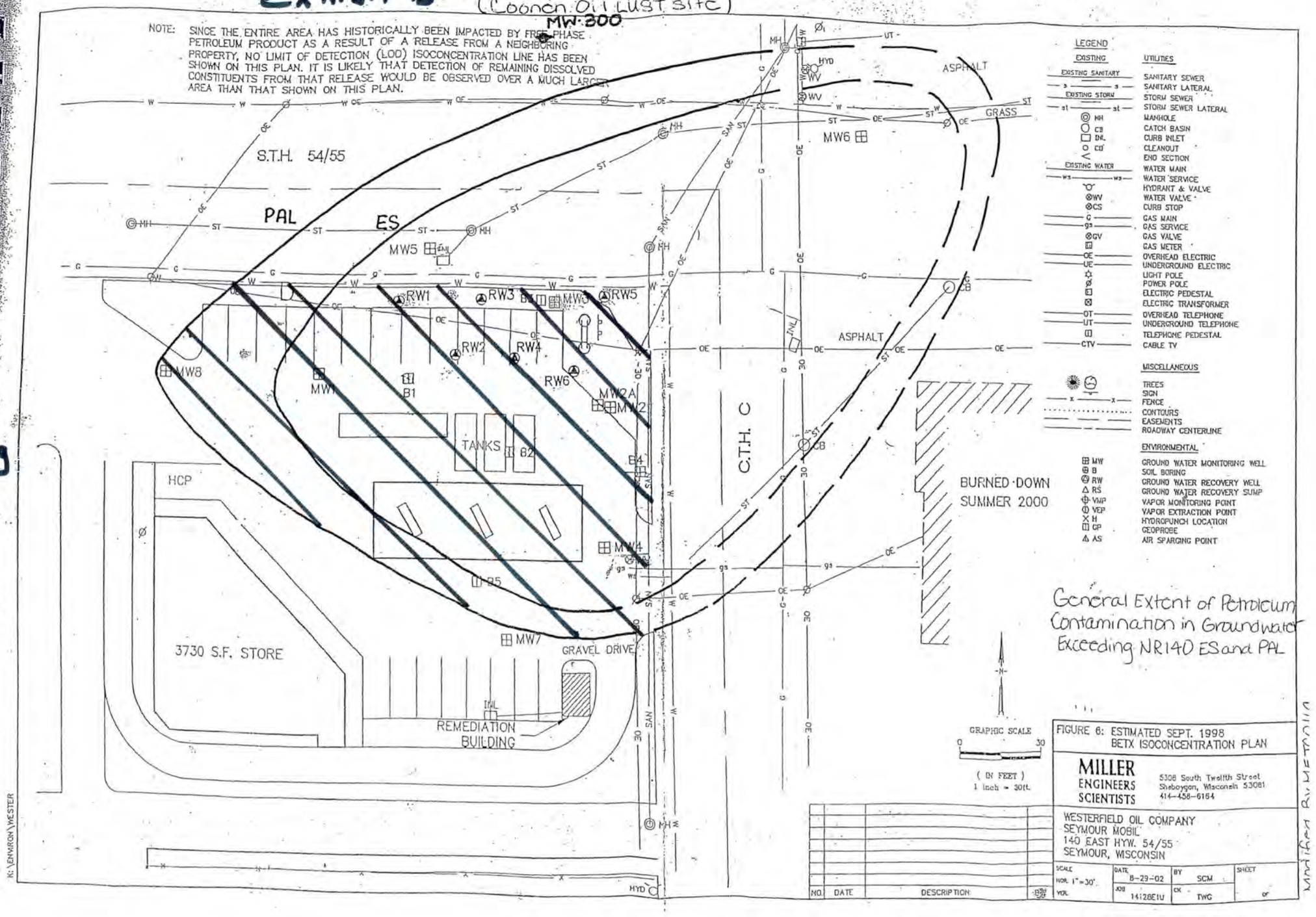

WISCONSIN
DEPT. OF NATURAL RESOURCES

State of Wisconsin \ DEPARTMENT OF NATURAL RESOURCES

Jim Doyle, Governor
Scott Hassett, Secretary
Ronald W. Kazmierczak, Regional Director

Shawano Field Office
647 Lakeland Rd.
Shawano, Wisconsin 54166
Telephone 715-524-2183
FAX 715-524-3214
TTY Access via relay - 711

August 24, 2007

Mr. Leon Westerfeld
Westerfeld Oil Co.
PO Box 85
Cecil, WI 54111

Subject: Conditional Closure Decision,
With Requirements to Achieve Final Closure
Seymour Mobil, 310 STH 54/55, Seymour, Wisconsin
WDNR BRRTS Activity # 03-45-153996, PECFA Claim#54165-1904-10

Dear Mr. Westerfeld:

On August 13, 2007, the Department's Northeast Region Closure Committee reviewed your request for closure of the case described above. The Committee reviews environmental remediation cases for compliance with state rules and statutes to maintain consistency in the closure of these cases. After careful review of the closure request, the Committee has determined that the petroleum contamination on the above site appears to have been investigated and remediated to the extent practicable under site conditions to Department standards in accordance with s. NR 726.05, Wis. Adm. Code and will be closed if the following conditions are satisfied:

MONITORING WELL ABANDONMENT
The monitoring wells and all piping associated with the remedial system at the site must be properly abandoned in compliance with ch. NR 141, Wis. Adm. Code. Documentation of well abandonment must be submitted to Tom Sturm at the above address on Form 3300-5B found at www.dnr.state.wi.us/org/water/dwg/gw/ or provided by the Department of Natural Resources.

PURGE WATER, INVESTIGATIVE WASTE AND SOIL PILE REMOVAL
Any remaining purge water, waste and/or soil piles generated as part of site investigation or remediation activities must be removed from the site and disposed of or treated in accordance with Department of Natural Resources' rules. Once that work is completed, please send appropriate documentation regarding the treatment or disposal of the remaining purge water, waste and/or soil piles.

CAP MAINTENANCE PLAN
The site will be closed with the requirement that the existing impervious cap be maintained to protect the groundwater from the remaining contamination at the site. A maintenance plan detailing how this cap will be maintained shall be submitted to me at the above address.

When the above conditions have been satisfied, please submit the appropriate documentation (for example, well abandonment forms, disposal receipts, copies of correspondence, etc.) to verify that applicable conditions have been met, and your case will be closed. Your site will be

listed on the DNR Remediation and Redevelopment GIS Registry of Closed Remediation Sites. Information that was submitted with your closure request application will be included on the GIS Registry. To review the site on the GIS Registry web page, visit http://maps.dnr.state.wi.us/brrts.

Section 101.143, Wis. Stats., requires that PECFA claimants seeking reimbursement of interest costs, for sites with petroleum contamination, submit a final reimbursement claim within 120 days after they receive a closure letter on their site. For claims not received by the PECFA Program within 120 days of the date of this letter, interest costs after 60 days of the date of this letter will not be eligible for PECFA reimbursement. If there is equipment purchased with PECFA funds remaining at the site, contact the Commerce PECFA Program to determine the method for salvaging the equipment.

Please be aware that the case may be reopened pursuant to s. NR 726.09, Wis. Adm. Code, if additional information regarding site conditions indicates that contamination on or from the site poses a threat to public health, safety, or welfare or to the environment.

We appreciate your efforts to restore the environment at this site. If you have any questions regarding this letter, please contact me at 715-526-4230.

Sincerely,

Tom Sturm

Tom Sturm
Hydrogeologist
Remediation & Redevelopment Program

cc: Jason Powell – METCO (e-copy)
Beth Erdman – DCOMM (e-copy)

1193-01-4
Hwy 54
CITY OF SEYMOUR
JAN, 78
1193-00-4
2.14 Ac.
1193-1
.26 Ac.
CITY OF
1193-2
1193-02-4
SEYMOUR
1193-3
1193-03-4
1193-4
1193-04-4
209.30'
C

(Coonen Oil Lust Site)

MW-300

NOTE: SINCE THE ENTIRE AREA HAS HISTORICALLY BEEN IMPACTED BY FREE PHASE PETROLEUM PRODUCT AS A RESULT OF A RELEASE FROM A NEIGHBORING PROPERTY, NO LIMIT OF DETECTION (LOD) ISOCONCENTRATION LINE HAS BEEN SHOWN ON THIS PLAN. IT IS LIKELY THAT DETECTION OF REMAINING DISSOLVED CONSTITUENTS FROM THAT RELEASE WOULD BE OBSERVED OVER A MUCH LARGER AREA THAN THAT SHOWN ON THIS PLAN.

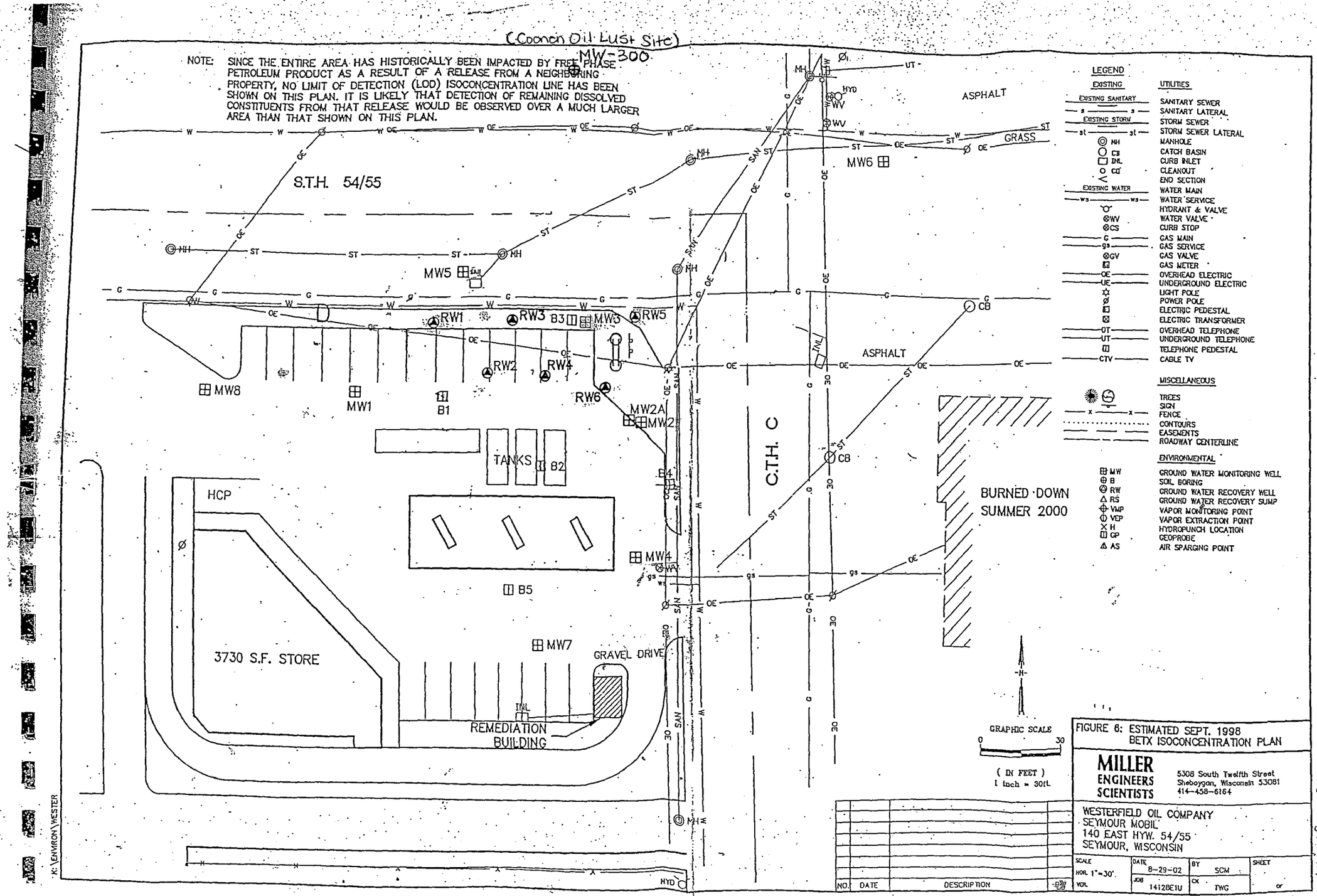

LEGEND

EXISTING

UTILITIES

- EXISTING SANITARY — SANITARY SEWER
- SANITARY LATERAL
- EXISTING STORM — STORM SEWER
- STORM SEWER LATERAL
- MANHOLE
- CATCH BASIN
- CURB INLET
- CLEANOUT
- END SECTION
- EXISTING WATER — WATER MAIN
- WATER SERVICE
- HYDRANT & VALVE
- WATER VALVE
- CURB STOP
- GAS MAIN
- GAS SERVICE
- GAS VALVE
- GAS METER
- OVERHEAD ELECTRIC
- UNDERGROUND ELECTRIC
- LIGHT POLE
- POWER POLE
- ELECTRIC PEDESTAL
- ELECTRIC TRANSFORMER
- OVERHEAD TELEPHONE
- UNDERGROUND TELEPHONE
- TELEPHONE PEDESTAL
- CABLE TV

MISCELLANEOUS

- TREES
- SIGN
- FENCE
- CONTOURS
- EASEMENTS
- ROADWAY CENTERLINE

ENVIRONMENTAL

- MW — GROUND WATER MONITORING WELL
- B — SOIL BORING
- RW — GROUND WATER RECOVERY WELL
- RS — GROUND WATER RECOVERY SUMP
- VMP — VAPOR MONITORING POINT
- VEP — VAPOR EXTRACTION POINT
- H — HYDROPUNCH LOCATION
- GP — GEOPROBE
- AS — AIR SPARGING POINT

FIGURE 6: ESTIMATED SEPT. 1998 BETX ISOCONCENTRATION PLAN

MILLER ENGINEERS SCIENTISTS
5308 South Twelfth Street
Sheboygan, Wisconsin 53081
414-458-6164

WESTERFIELD OIL COMPANY
SEYMOUR MOBIL
140 EAST HYW. 54/55
SEYMOUR, WISCONSIN

SCALE	DATE	BY	SHEET
HOR. 1"=30'	8-29-02	SCM	
VER.	JOB 14128E1U	CK TWG	OF

NO.	DATE	DESCRIPTION

K:\ENVIRON\WESTER

Modified By METCO/LG 1-26-06

MW-300

benzene: 140 ppb
Ethylbenzene: 400 ppb
Toluene: <13 ppb
Xylene: 930 ppb
MTBE: <11 ppb
TMBs: 1330 ppb
Napthalene: 140 ppb

(Coonen Oil LUST site)

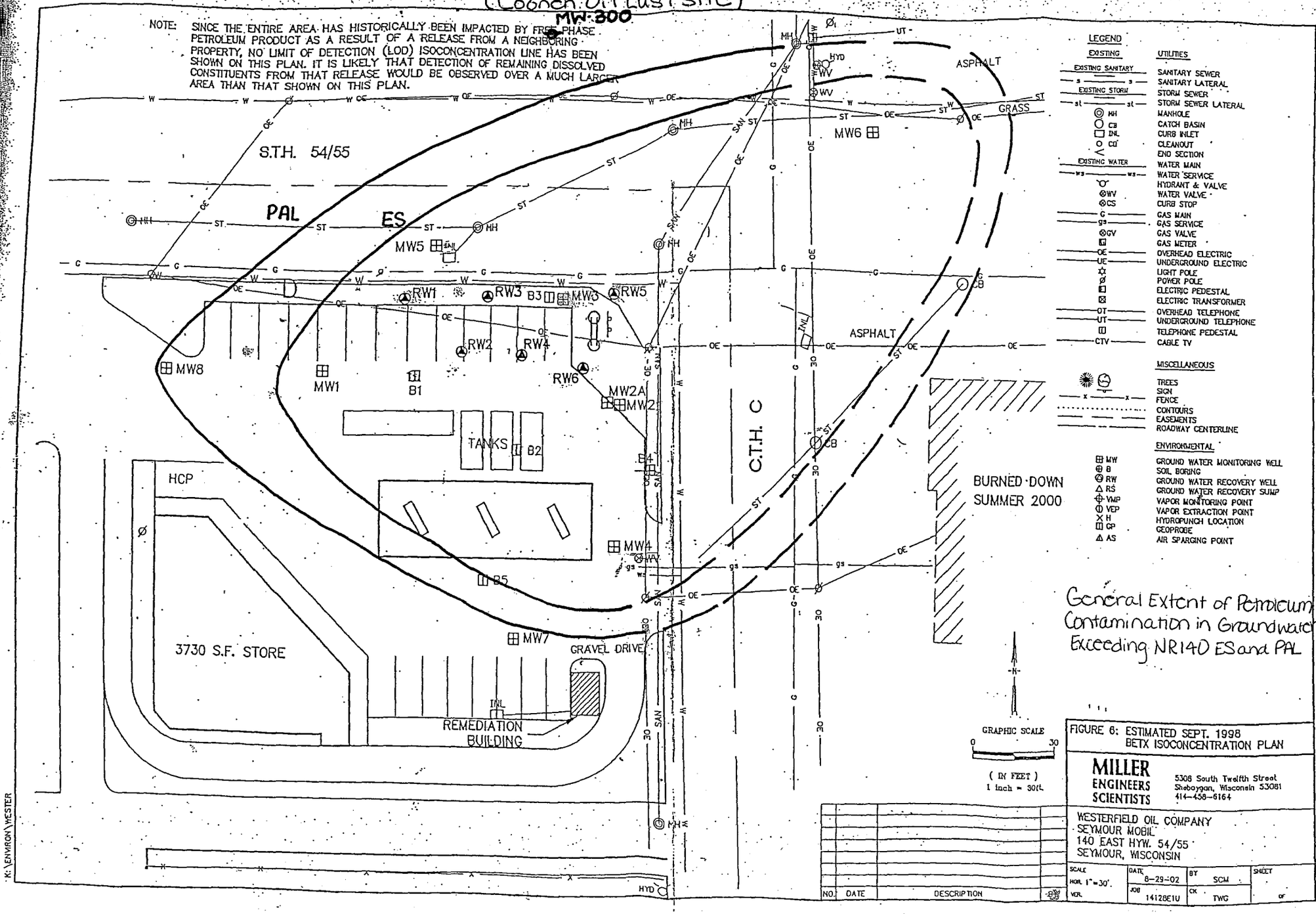

General Extent of Petroleum Contamination in Groundwater Exceeding NR140 ES and PAL

Modified By METCO 11/25/05

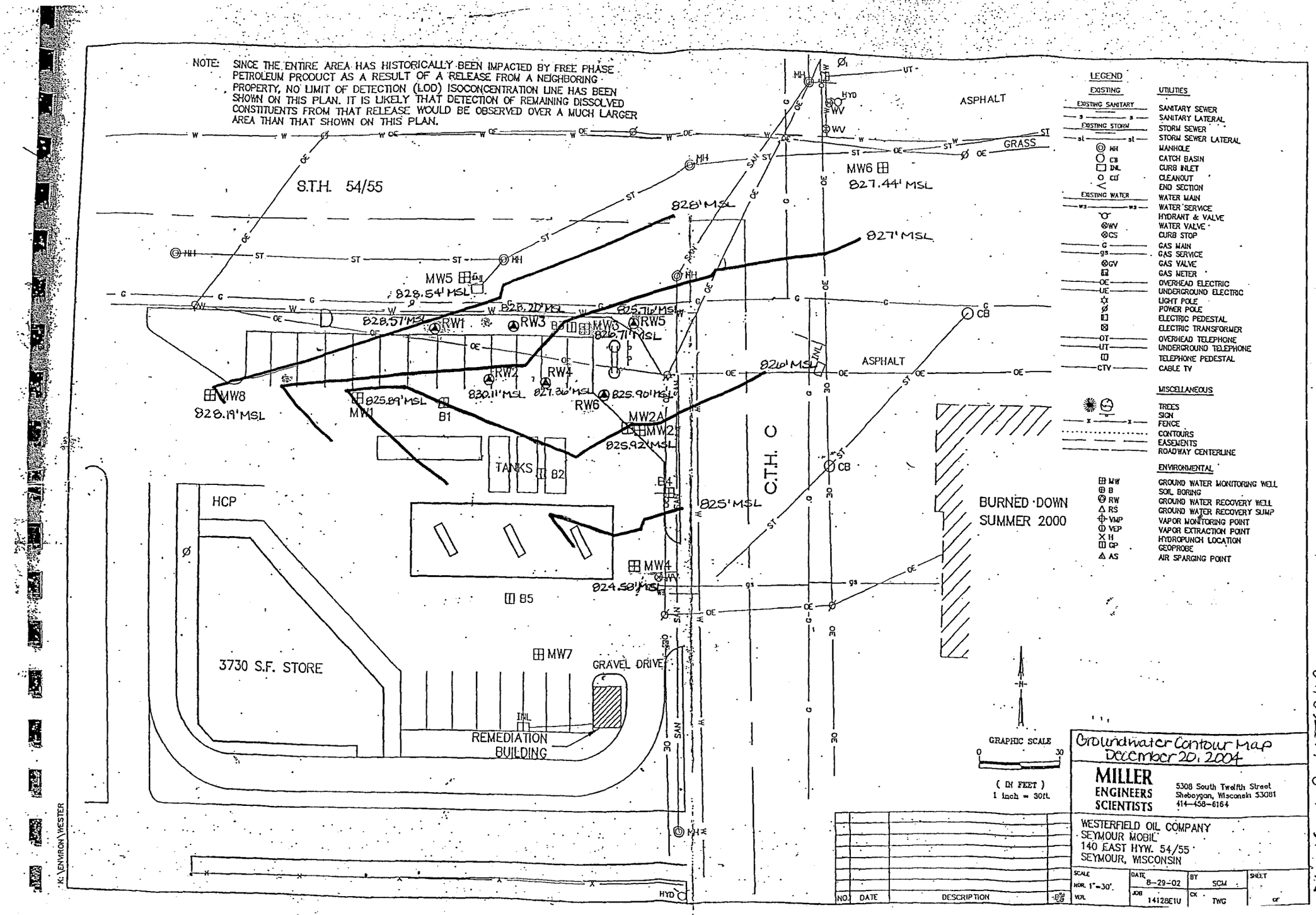
NOTE: SINCE THE ENTIRE AREA HAS HISTORICALLY BEEN IMPACTED BY FREE PHASE PETROLEUM PRODUCT AS A RESULT OF A RELEASE FROM A NEIGHBORING PROPERTY, NO LIMIT OF DETECTION (LOD) ISOCONCENTRATION LINE HAS BEEN SHOWN ON THIS PLAN. IT IS LIKELY THAT DETECTION OF REMAINING DISSOLVED CONSTITUENTS FROM THAT RELEASE WOULD BE OBSERVED OVER A MUCH LARGER AREA THAN THAT SHOWN ON THIS PLAN.
S.T.H. 54/55
C.T.H. C
ASPHALT
GRASS
MW1
MW2
MW2A
MW3
MW4
MW5
MW6
MW7
MW8
828.54'MSL
827.44' MSL
828'MSL
827'MSL
826'MSL
825'MSL
824.58'MSL
828.19'MSL
825.89'MSL
825.92'MSL
826.71'MSL
828.57'MSL
828.20'MSL
825.76'MSL
830.11'MSL
827.36'MSL
825.90'MSL
RW1
RW2
RW3
RW4
RW5
RW6
B1
B2
B4
B5
TANKS
HCP
3730 S.F. STORE
GRAVEL DRIVE
REMEDIATION BUILDING
BURNED DOWN SUMMER 2000
LEGEND
EXISTING
UTILITIES
EXISTING SANITARY
SANITARY SEWER
SANITARY LATERAL
EXISTING STORM
STORM SEWER
STORM SEWER LATERAL
MANHOLE
CATCH BASIN
CURB INLET
CLEANOUT
END SECTION
EXISTING WATER
WATER MAIN
WATER SERVICE
HYDRANT & VALVE
WATER VALVE
CURB STOP
GAS MAIN
GAS SERVICE
GAS VALVE
GAS METER
OVERHEAD ELECTRIC
UNDERGROUND ELECTRIC
LIGHT POLE
POWER POLE
ELECTRIC PEDESTAL
ELECTRIC TRANSFORMER
OVERHEAD TELEPHONE
UNDERGROUND TELEPHONE
TELEPHONE PEDESTAL
CABLE TV
MISCELLANEOUS
TREES
SIGN
FENCE
CONTOURS
EASEMENTS
ROADWAY CENTERLINE
ENVIRONMENTAL
GROUND WATER MONITORING WELL
SOIL BORING
GROUND WATER RECOVERY WELL
GROUND WATER RECOVERY SUMP
VAPOR MONITORING POINT
VAPOR EXTRACTION POINT
HYDROPUNCH LOCATION
GEOPROBE
AIR SPARGING POINT
GRAPHIC SCALE
0 30
(IN FEET)
1 inch = 30ft.
N
Groundwater Contour Map
December 20, 2004
MILLER ENGINEERS SCIENTISTS
5308 South Twelfth Street
Sheboygan, Wisconsin 53081
414-458-6164
WESTERFIELD OIL COMPANY
SEYMOUR MOBIL
140 EAST HYW. 54/55
SEYMOUR, WISCONSIN
SCALE HOR. 1"=30' VER.
DATE 8-29-02
BY SCM
CK TWG
JOB 14128E1U
SHEET
NO. DATE DESCRIPTION
K:\ENVIRON\WESTER
Modified By METCO/LG
10-25-05

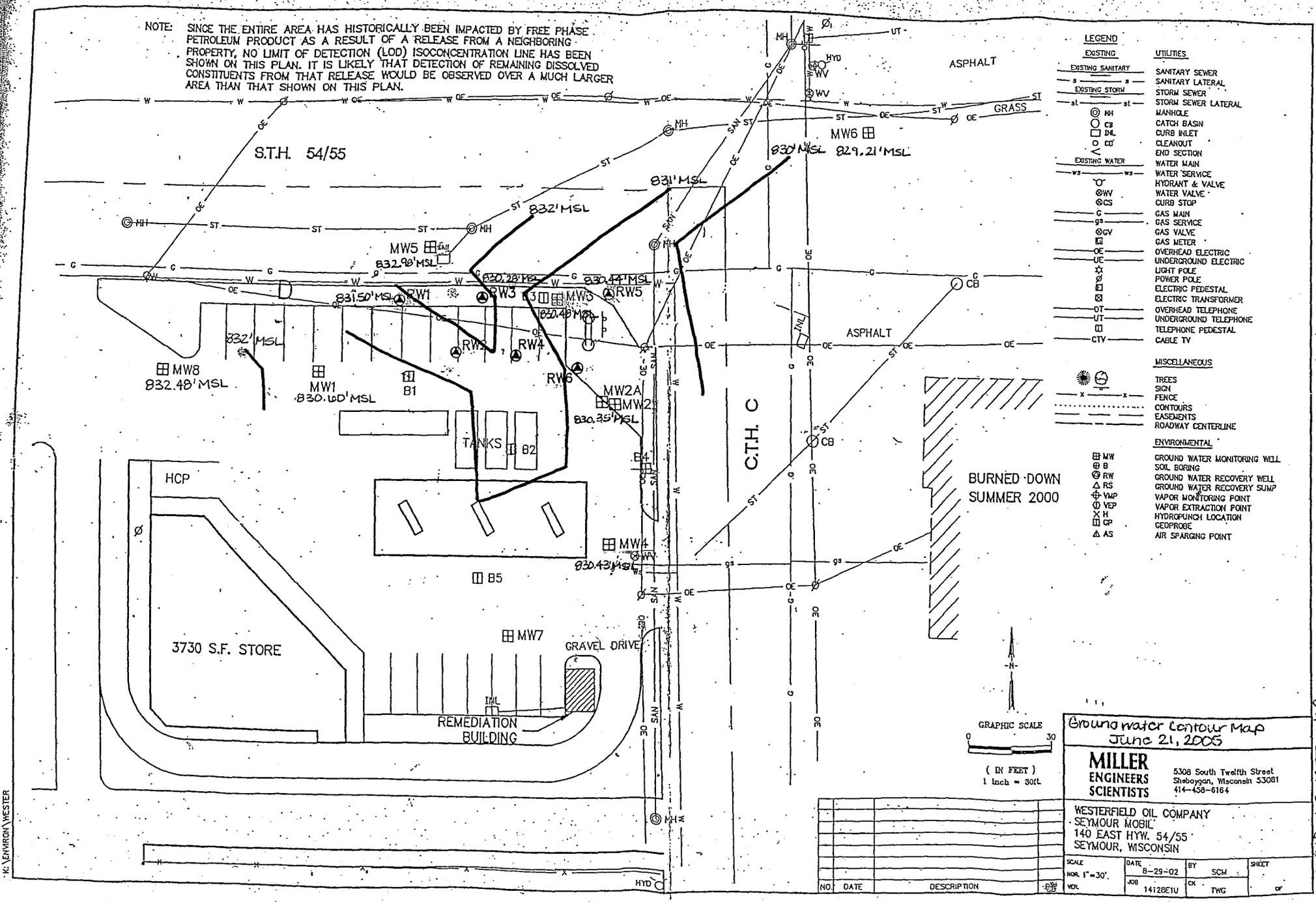
NOTE: SINCE THE ENTIRE AREA HAS HISTORICALLY BEEN IMPACTED BY FREE PHASE PETROLEUM PRODUCT AS A RESULT OF A RELEASE FROM A NEIGHBORING PROPERTY, NO LIMIT OF DETECTION (LOD) ISOCONCENTRATION LINE HAS BEEN SHOWN ON THIS PLAN. IT IS LIKELY THAT DETECTION OF REMAINING DISSOLVED CONSTITUENTS FROM THAT RELEASE WOULD BE OBSERVED OVER A MUCH LARGER AREA THAN THAT SHOWN ON THIS PLAN.
S.T.H. 54/55
C.T.H. C
ASPHALT
GRASS
MW1 830.60'MSL
MW2 830.35'MSL
MW2A
MW3 830.48'MSL
MW4 830.43'MSL
MW5 832.98'MSL
MW6 830'MSL 829.21'MSL
MW7
MW8 832.48'MSL
831.50'MSL
830.28'MSL
830.44'MSL
831'MSL
832'MSL
832'MSL
RW1
RW2
RW3
RW4
RW5
RW6
B1
B2
B4
B5
TANKS
HCP
3730 S.F. STORE
GRAVEL DRIVE
REMEDIATION BUILDING
BURNED DOWN SUMMER 2000
LEGEND
EXISTING
UTILITIES
EXISTING SANITARY
SANITARY SEWER
SANITARY LATERAL
EXISTING STORM
STORM SEWER
STORM SEWER LATERAL
MANHOLE
CATCH BASIN
CURB INLET
CLEANOUT
END SECTION
EXISTING WATER
WATER MAIN
WATER SERVICE
HYDRANT & VALVE
WATER VALVE
CURB STOP
GAS MAIN
GAS SERVICE
GAS VALVE
GAS METER
OVERHEAD ELECTRIC
UNDERGROUND ELECTRIC
LIGHT POLE
POWER POLE
ELECTRIC PEDESTAL
ELECTRIC TRANSFORMER
OVERHEAD TELEPHONE
UNDERGROUND TELEPHONE
TELEPHONE PEDESTAL
CABLE TV
MISCELLANEOUS
TREES
SIGN
FENCE
CONTOURS
EASEMENTS
ROADWAY CENTERLINE
ENVIRONMENTAL
GROUND WATER MONITORING WELL
SOIL BORING
GROUND WATER RECOVERY WELL
GROUND WATER RECOVERY SUMP
VAPOR MONITORING POINT
VAPOR EXTRACTION POINT
HYDROPUNCH LOCATION
GEOPROBE
AIR SPARGING POINT
GRAPHIC SCALE
0 30
(IN FEET)
1 inch = 30ft.
N
Ground water Contour Map
June 21, 2005
MILLER ENGINEERS SCIENTISTS
5308 South Twelfth Street
Sheboygan, Wisconsin 53081
414-458-6164
WESTERFIELD OIL COMPANY
SEYMOUR MOBIL
140 EAST HYW. 54/55
SEYMOUR, WISCONSIN
SCALE HOR. 1"=30' VER.
DATE 8-29-02
BY SCM
JOB 14128E1U
CK TWG
SHEET OF
NO. DATE DESCRIPTION
K:\ENVIRON\WESTER
Modified By METCALF 10/25/05

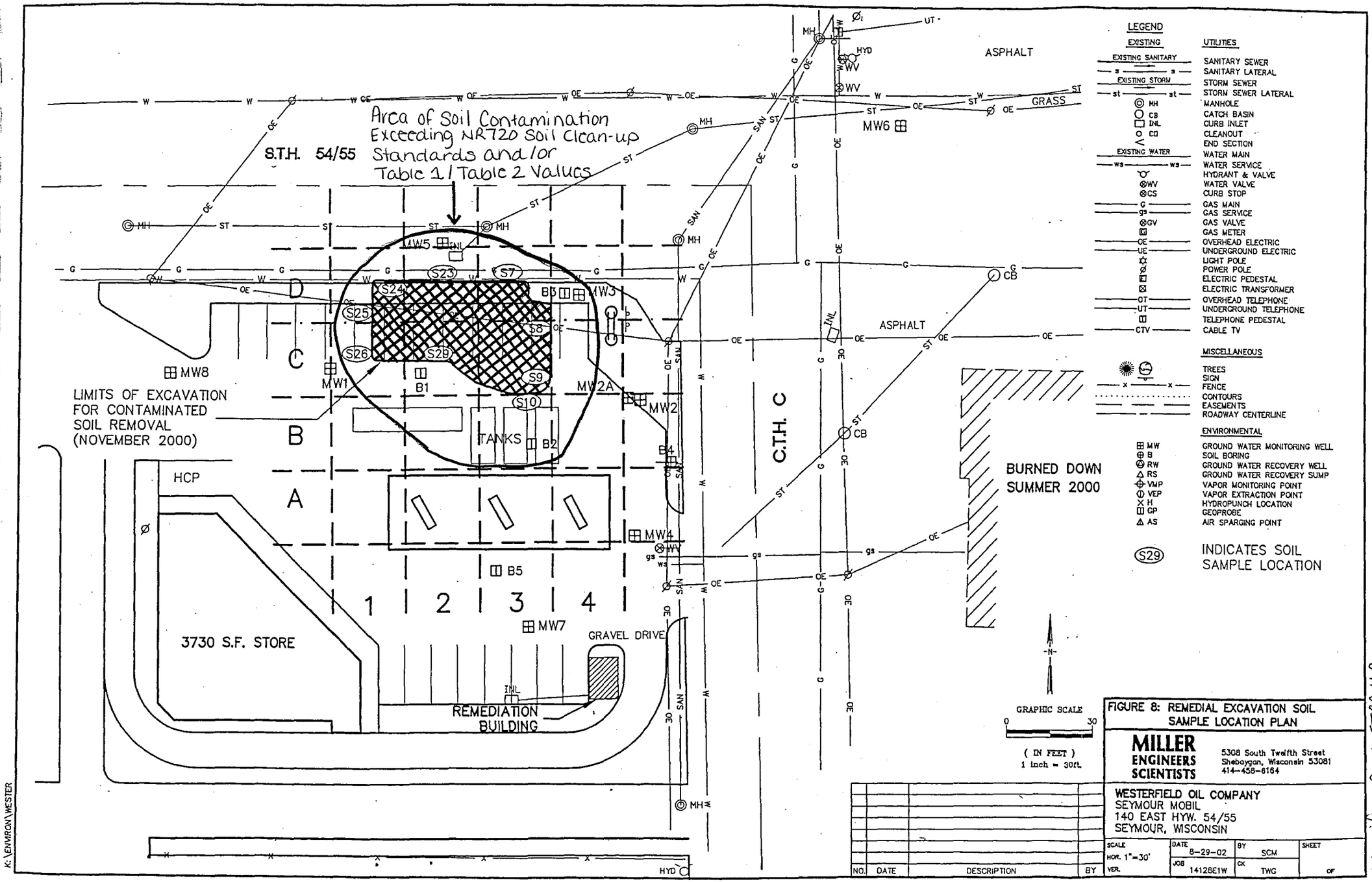

FIGURE 8: REMEDIAL EXCAVATION SOIL SAMPLE LOCATION PLAN

MILLER ENGINEERS SCIENTISTS
5308 South Twelfth Street
Sheboygan, Wisconsin 53081
414-458-6164

WESTERFIELD OIL COMPANY
SEYMOUR MOBIL
140 EAST HYW. 54/55
SEYMOUR, WISCONSIN

SCALE	DATE	BY	SHEET
HOR. 1"=30'	8-29-02	SCM	
VER.	JOB 14128E1W	CK TWG	OF

NO.	DATE	DESCRIPTION	BY

Modified By METCO ILG 10/26/05

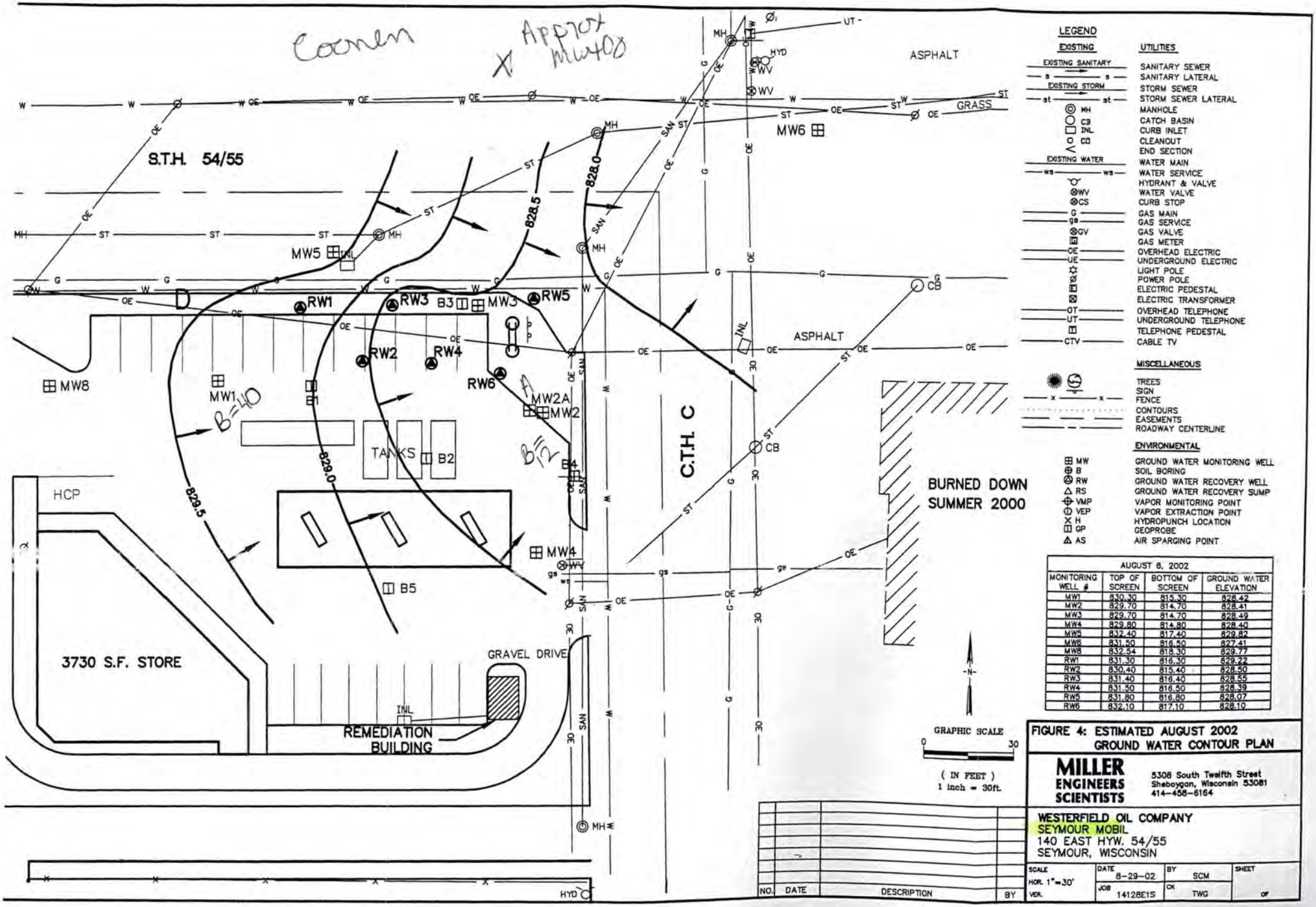

AUGUST 6, 2002

MONITORING WELL #	TOP OF SCREEN	BOTTOM OF SCREEN	GROUND WATER ELEVATION
MW1	830.30	815.30	828.42
MW2	829.70	814.70	828.41
MW3	829.70	814.70	828.49
MW4	829.80	814.80	828.40
MW5	832.40	817.40	829.82
MW6	831.50	816.50	827.41
MW8	832.54	818.30	829.77
RW1	831.30	816.30	829.22
RW2	830.40	815.40	828.50
RW3	831.40	816.40	828.55
RW4	831.50	816.50	828.39
RW5	831.80	816.80	828.07
RW6	832.10	817.10	828.10

FIGURE 4: ESTIMATED AUGUST 2002 GROUND WATER CONTOUR PLAN

MILLER ENGINEERS SCIENTISTS
5308 South Twelfth Street
Sheboygan, Wisconsin 53081
414-458-6164

WESTERFIELD OIL COMPANY
SEYMOUR MOBIL
140 EAST HYW. 54/55
SEYMOUR, WISCONSIN

SCALE	DATE	BY	SHEET
HOR. 1"=30'	8-29-02	SCM	
VER.	JOB 1412BE1S	CK TWG	OF

NO.	DATE	DESCRIPTION	BY

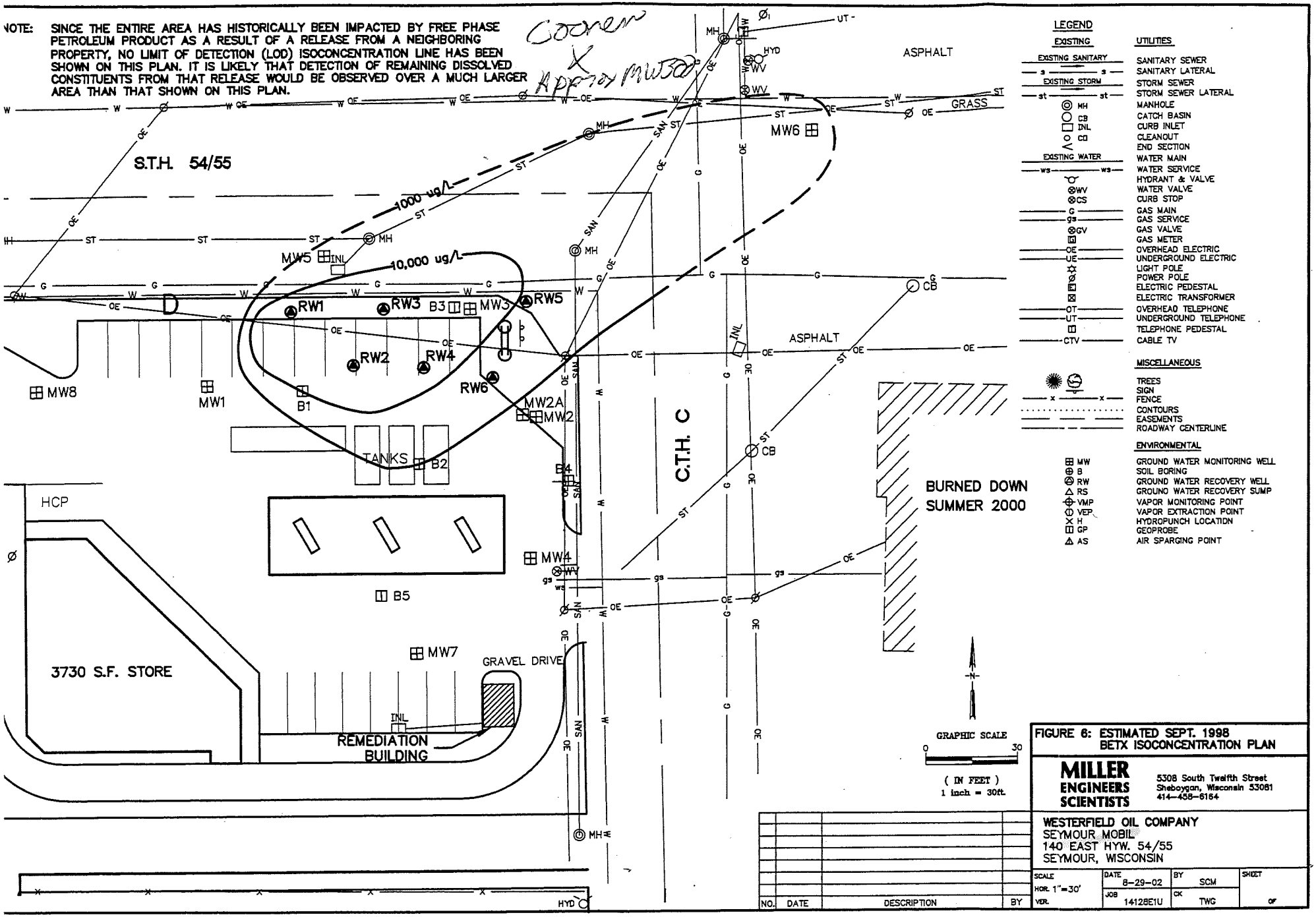
NOTE: SINCE THE ENTIRE AREA HAS HISTORICALLY BEEN IMPACTED BY FREE PHASE PETROLEUM PRODUCT AS A RESULT OF A RELEASE FROM A NEIGHBORING PROPERTY, NO LIMIT OF DETECTION (LOD) ISOCONCENTRATION LINE HAS BEEN SHOWN ON THIS PLAN. IT IS LIKELY THAT DETECTION OF REMAINING DISSOLVED CONSTITUENTS FROM THAT RELEASE WOULD BE OBSERVED OVER A MUCH LARGER AREA THAN THAT SHOWN ON THIS PLAN.
Cooper
Approx MW3
S.T.H. 54/55
1000 ug/L
10,000 ug/L
MW1
MW2
MW2A
MW3
MW4
MW5
MW6
MW7
MW8
RW1
RW2
RW3
RW4
RW5
RW6
B1
B2
B3
B4
B5
TANKS
HCP
3730 S.F. STORE
GRAVEL DRIVE
REMEDIATION BUILDING
C.T.H. C
ASPHALT
GRASS
BURNED DOWN SUMMER 2000
LEGEND
EXISTING
UTILITIES
EXISTING SANITARY
SANITARY SEWER
SANITARY LATERAL
EXISTING STORM
STORM SEWER
STORM SEWER LATERAL
MANHOLE
CATCH BASIN
CURB INLET
CLEANOUT
END SECTION
EXISTING WATER
WATER MAIN
WATER SERVICE
HYDRANT & VALVE
WATER VALVE
CURB STOP
GAS MAIN
GAS SERVICE
GAS VALVE
GAS METER
OVERHEAD ELECTRIC
UNDERGROUND ELECTRIC
LIGHT POLE
POWER POLE
ELECTRIC PEDESTAL
ELECTRIC TRANSFORMER
OVERHEAD TELEPHONE
UNDERGROUND TELEPHONE
TELEPHONE PEDESTAL
CABLE TV
MISCELLANEOUS
TREES
SIGN
FENCE
CONTOURS
EASEMENTS
ROADWAY CENTERLINE
ENVIRONMENTAL
MW GROUND WATER MONITORING WELL
B SOIL BORING
RW GROUND WATER RECOVERY WELL
RS GROUND WATER RECOVERY SUMP
VMP VAPOR MONITORING POINT
VEP VAPOR EXTRACTION POINT
H HYDROPUNCH LOCATION
GP GEOPROBE
AS AIR SPARGING POINT
GRAPHIC SCALE
0 30
(IN FEET)
1 inch = 30ft.
FIGURE 6: ESTIMATED SEPT. 1998 BETX ISOCONCENTRATION PLAN
MILLER ENGINEERS SCIENTISTS
5308 South Twelfth Street
Sheboygan, Wisconsin 53081
414-458-6164
WESTERFIELD OIL COMPANY
SEYMOUR MOBIL
140 EAST HYW. 54/55
SEYMOUR, WISCONSIN
SCALE HOR. 1"=30' VER.
DATE 8-29-02
BY SCM
JOB 14128E1U
CK TWG
SHEET OF
NO. DATE DESCRIPTION BY

The Official Internet site for the Wisconsin Department of Natural Resources
101 S. Webster Street . PO Box 7921 . Madison, Wisconsin 53707-7921 . 608.266.2621

WDNR SHWIMS on the Web

SEYMOUR MOBIL MART
Facility Name

HELP

General Information

Facility Name			County	WDNR Region
SEYMOUR MOBIL MART			OUTAGAMIE	NORTHEAST REGION
Facility Status	**FID**	**EPA ID**	**SIC Code**	**NAICS Code**
OPERATING	445003570	WIR000104786	NONE	NONE
Physical Address Find on Google Maps [Exit DNR]		**Municipality**	**State**	**Zip**
140 E STH 54		SEYMOUR	WI	54165
Mailing Address		**City**	**State**	**Zip**
PO BOX 184		RIPON	WI	54971
Facility Owner Type	**Public Land Survey System Desc.**		**Latitude and Longitude**	
PRIVATE	NOT AVAILABLE		NOT AVAILABLE	

Facility Owner(s)

CONDON COMPANIES PO BOX 184 RIPON, WI 54971

Waste Management Activities at this Location

Activity Type Click to view details	Activity Status	License No.
HW SMALL GENERATOR - ONE TIME/PERIODIC	INACTIVE	N/A

The Official Internet site for the Wisconsin Department of Natural Resources
101 S. Webster Street . PO Box 7921 . Madison, Wisconsin 53707-7921 . 608.266.2621

WDNR SHWIMS on the Web

206 HW Small Generator - One time/Periodic
SHWIMS on the Web - Waste Activity Details

General Information

Activity Code and Name	Activity Status	License Number	License Status
206 HW Small Generator - One time/Periodic	INACTIVE	N/A	N/A

Original Approval Date	Original License Date	Planned Closure Date	Closure Ltr. Received Date	Actual Closure Date	Status Changed Date
-	-	-	-	-	-

Activity Contact(s)

Contact Name	Contact Mailing Address	Contact Phone
TOM R REINSCH, VP	PO BOX 184 RIPON, WI 54971	920-748-3186

To go back to your search results please click the back arrow in the above Toolbar

Tank Details

Site and Owner

Site Info	County & Municipality	Owner
Facility ID: 414389	Outagamie County	Condon Oil Co
Condon Oil Mobil	City of Seymour	126 E Jackson St
140 E Hwy 54 & 55	Fire Dept ID: 4425	Ripon
Seymour		WI 54971
Site Anniversary Date: July 28	Dispenser Has Sumps: N	

Underground Storage Tank - ID: 55114, WANG ID: 442500138, Closed/Removed as of 2000-10-11

Install Date:		**Capacity In Gallons:**	4,000	**Contents:**	Diesel
Tank Occupancy:	Retail Fuel Sales	**Marketer:**	Y	**CAS Number**	
Federally Regulated:	Yes	**Spill Protection:**	Installed	**Overfill Protection:**	Not Installed
Overfill Prot Type:	Not Installed	**Containment Sump Installed:**	N	**Lining Inspected Date:**	
Corrosion Protect Type:		**Date Of Lining:**		**Underground Piping:**	N
Leak Detection:	Automatic Tank Gauge	**Wall Type:**	Single		
Leak Test Method:					
Construction Material:	Fiberglass or Poly				

PIPING -

Flex Connectors:		**UST Mainfolded:**		**Related Tank ID:**	
Type:		**Aboveground Piping:**	N	**Aboveground Pipe Cons:**	
Construction Material:		**Corrosion Protect Type:**		**Leak Detection:**	
Catastrophic Leak Detection:				**Leak Test Method:**	
				Pipe Wall Type:	
				Piping System Type:	

Inspection Test Dates

Test Type	Test Date	Test Expire Date

Inspections

FacilityId	Inspection Type	Inspection Date
414389	Annual	03/03/2016
414389	Annual	03/23/2017
414389	Annual	06/07/2018
414389	Annual	06/11/2019

To go back to your search results please click the back arrow in the above Toolbar

Tank Details

Site and Owner

Site Info	County & Municipality	Owner
Facility ID: 414389	Outagamie County	Condon Oil Co
Condon Oil Mobil	City of Seymour	126 E Jackson St
140 E Hwy 54 & 55	Fire Dept ID: 4425	Ripon
Seymour		WI 54971
Site Anniversary Date: July 28	Dispenser Has Sumps: N	

Underground Storage Tank - ID: 57822, WANG ID: 442500282, Closed/Removed as of 2000-10-11

Install Date:		**Capacity In Gallons:**	6,000	**Contents:**	Unleaded Gasoline
Tank Occupancy:	Retail Fuel Sales	**Marketer:**	Y	**CAS Number**	
Federally Regulated:	Yes	**Spill Protection:**	Installed	**Overfill Protection:**	Not Installed
Overfill Prot Type:	Not Installed	**Containment Sump Installed:**	N	**Lining Inspected Date:**	
Corrosion Protect Type:		**Date Of Lining:**		**Underground Piping:**	N
Leak Detection:	Automatic Tank Gauge	**Wall Type:**	Single		
Leak Test Method:					
Construction Material:	Fiberglass or Poly				

PIPING -

Flex Connectors:		**UST Mainfolded:**		**Related Tank ID:**	
Type:		**Aboveground Piping:**	N	**Aboveground Pipe Cons:**	
Construction Material:		**Corrosion Protect Type:**		**Leak Detection:**	
Catastrophic Leak Detection:				**Leak Test Method:**	
				Pipe Wall Type:	
				Piping System Type:	

Inspection Test Dates

Test Type	Test Date	Test Expire Date

Inspections

FacilityId	Inspection Type	Inspection Date
414389	Annual	03/03/2016
414389	Annual	03/23/2017
414389	Annual	06/07/2018
414389	Annual	06/11/2019

To go back to your search results please click the back arrow in the above Toolbar

Tank Details

Site and Owner

Site Info	County & Municipality	Owner
Facility ID: 414389	Outagamie County	Condon Oil Co
Condon Oil Mobil	City of Seymour	126 E Jackson St
140 E Hwy 54 & 55	Fire Dept ID: 4425	Ripon
Seymour		WI 54971
Site Anniversary Date: July 28	Dispenser Has Sumps: N	

Underground Storage Tank - ID: 59197, WANG ID: 442500279, Closed/Removed as of 2000-10-11

Install Date:		**Capacity In Gallons:**	8,000	**Contents:**	Unleaded Gasoline
Tank Occupancy:	Retail Fuel Sales	**Marketer:**	Y	**CAS Number**	
Federally Regulated:	Yes	**Spill Protection:**	Installed	**Overfill Protection:**	Not Installed
Overfill Prot Type:	Not Installed	**Containment Sump Installed:**	N	**Lining Inspected Date:**	
Corrosion Protect Type:		**Date Of Lining:**		**Underground Piping:**	N
Leak Detection:	Automatic Tank Gauge	**Wall Type:**	Single		
Leak Test Method:					
Construction Material:	Fiberglass or Poly				

PIPING -

Flex Connectors:		**UST Mainfolded:**		**Related Tank ID:**	
Type:		**Aboveground Piping:**	N	**Aboveground Pipe Cons:**	
Construction Material:		**Corrosion Protect Type:**		**Leak Detection:**	
Catastrophic Leak Detection:				**Leak Test Method:**	
				Pipe Wall Type:	
				Piping System Type:	

Inspection Test Dates

Test Type	Test Date	Test Expire Date

Inspections

FacilityId	Inspection Type	Inspection Date
414389	Annual	03/03/2016
414389	Annual	03/23/2017
414389	Annual	06/07/2018
414389	Annual	06/11/2019

To go back to your search results please click the back arrow in the above Toolbar

Tank Details

Site and Owner

Site Info	County & Municipality	Owner
Facility ID: 414389	Outagamie County	Condon Oil Co
Condon Oil Mobil	City of Seymour	126 E Jackson St
140 E Hwy 54 & 55	Fire Dept ID: 4425	Ripon
Seymour		WI 54971
Site Anniversary Date: July 28	Dispenser Has Sumps: N	

Underground Storage Tank - ID: 61876, WANG ID: 442500278, Closed/Removed as of 2000-10-11

Install Date:		**Capacity In Gallons:**	10,000	**Contents:**	Unleaded Gasoline
Tank Occupancy:	Retail Fuel Sales	**Marketer:**	Y	**CAS Number**	
Federally Regulated:	Yes	**Spill Protection:**	Installed	**Overfill Protection:**	Not Installed
Overfill Prot Type:	Not Installed	**Containment Sump Installed:**	N	**Lining Inspected Date:**	
Corrosion Protect Type:		**Date Of Lining:**		**Underground Piping:**	N
Leak Detection:	Automatic Tank Gauge	**Wall Type:**	Single		
Leak Test Method:					
Construction Material:	Fiberglass or Poly				

PIPING -

Flex Connectors:		**UST Mainfolded:**		**Related Tank ID:**	
Type:		**Aboveground Piping:**	N	**Aboveground Pipe Cons:**	
Construction Material:		**Corrosion Protect Type:**		**Leak Detection:**	
Catastrophic Leak Detection:				**Leak Test Method:**	
				Pipe Wall Type:	
				Piping System Type:	

Inspection Test Dates

Test Type	Test Date	Test Expire Date

Inspections

FacilityId	Inspection Type	Inspection Date
414389	Annual	03/03/2016
414389	Annual	03/23/2017
414389	Annual	06/07/2018
414389	Annual	06/11/2019

To go back to your search results please click the back arrow in the above Toolbar

Tank Details

Site and Owner

Site Info	County & Municipality	Owner
Facility ID: 414389	Outagamie County	Condon Oil Co
Condon Oil Mobil	City of Seymour	126 E Jackson St
140 E Hwy 54 & 55	Fire Dept ID: 4425	Ripon
Seymour		WI 54971
Site Anniversary Date: July 28	Dispenser Has Sumps: N	

Underground Storage Tank - ID: 105343, WANG ID: , In Use, PTO Expiration: 2020-07-28

Install Date:	11/10/2000	**Capacity In Gallons:**	6,000	**Contents:**	Diesel
Tank Occupancy:	Retail Fuel Sales	**Marketer:**	Y	**CAS Number**	
Federally Regulated:	Yes	**Spill Protection:**	Installed	**Overfill Protection:**	Installed
Overfill Prot Type:	90alrm95auto	**Containment Sump Installed:**	Y	**Lining Inspected Date:**	
Corrosion Protect Type:	Not Applicable	**Date Of Lining:**		**Underground Piping:**	Y
Leak Detection:	Automatic Tank Gauge	**Wall Type:**	Single		
Leak Test Method:	Monthly Monitoring				
Construction Material:	Fiberglass or Poly				

PIPING - In Use

Flex Connectors:	Y	**UST Mainfolded:**	N	**Related Tank ID:**	204770
Type:	Piping (Storage Tank)	**Aboveground Piping:**	N	**Aboveground Pipe Cons:**	
Construction Material:	Flexible	**Corrosion Protect Type:**	Not Applicable	**Leak Detection:**	Inventory Control/Tightness Testing
Catastrophic Leak Detection:	Flow Restrictor			**Leak Test Method:**	Annual Tightness Test
				Pipe Wall Type:	Double
				Piping System Type:	Pressurized

Inspection Test Dates

Test Type	Test Date	Test Expire Date

Inspections

FacilityId	Inspection Type	Inspection Date
414389	Annual	03/03/2016
414389	Annual	03/23/2017
414389	Annual	06/07/2018
414389	Annual	06/11/2019

To go back to your search results please click the back arrow in the above Toolbar

Tank Details

Site and Owner

Site Info	County & Municipality	Owner
Facility ID: 414389	Outagamie County	Condon Oil Co
Condon Oil Mobil	City of Seymour	126 E Jackson St
140 E Hwy 54 & 55	Fire Dept ID: 4425	Ripon
Seymour		WI 54971
Site Anniversary Date: July 28	Dispenser Has Sumps: N	

Underground Storage Tank - ID: 106199, WANG ID: , In Use, PTO Expiration: 2020-07-28

Install Date:	11/10/2000	**Capacity In Gallons:**	6,000	**Contents:**	Unleaded Gasoline
Tank Occupancy:	Retail Fuel Sales	**Marketer:**	Y	**CAS Number**	
Federally Regulated:	Yes	**Spill Protection:**	Installed	**Overfill Protection:**	Installed
Overfill Prot Type:	90alrm95auto	**Containment Sump Installed:**	Y	**Lining Inspected Date:**	
Corrosion Protect Type:	Not Applicable	**Date Of Lining:**		**Underground Piping:**	Y
Leak Detection:	Automatic Tank Gauge	**Wall Type:**	Single		
Leak Test Method:	Monthly Monitoring				
Construction Material:	Fiberglass or Poly				

PIPING - In Use

Flex Connectors:	Y	**UST Mainfolded:**	N	**Related Tank ID:**	205625
Type:	Piping (Storage Tank)	**Aboveground Piping:**	N	**Aboveground Pipe Cons:**	
Construction Material:	Flexible	**Corrosion Protect Type:**	Not Applicable	**Leak Detection:**	Inventory Control/Tightness Testing
Catastrophic Leak Detection:	Flow Restrictor			**Leak Test Method:**	Annual Tightness Test
				Pipe Wall Type:	Double
				Piping System Type:	Pressurized

Inspection Test Dates

Test Type	Test Date	Test Expire Date

Inspections

FacilityId	Inspection Type	Inspection Date
414389	Annual	03/03/2016
414389	Annual	03/23/2017
414389	Annual	06/07/2018
414389	Annual	06/11/2019

To go back to your search results please click the back arrow in the above Toolbar

Tank Details

Site and Owner

Site Info	County & Municipality	Owner
Facility ID: 414389	Outagamie County	Condon Oil Co
Condon Oil Mobil	City of Seymour	126 E Jackson St
140 E Hwy 54 & 55	Fire Dept ID: 4425	Ripon
Seymour		WI 54971
Site Anniversary Date: July 28	Dispenser Has Sumps: N	

Underground Storage Tank - ID: 106283, WANG ID: , In Use, PTO Expiration: 2020-07-28

Install Date:	11/10/2000	**Capacity In Gallons:**	6,000	**Contents:**	Unleaded Gasoline
Tank Occupancy:	Retail Fuel Sales	**Marketer:**	Y	**CAS Number**	
Federally Regulated:	Yes	**Spill Protection:**	Installed	**Overfill Protection:**	Installed
Overfill Prot Type:	90alrm95auto	**Containment Sump Installed:**	Y	**Lining Inspected Date:**	
Corrosion Protect Type:	Not Applicable	**Date Of Lining:**		**Underground Piping:**	Y
Leak Detection:	Automatic Tank Gauge	**Wall Type:**	Single		
Leak Test Method:	Monthly Monitoring				
Construction Material:	Fiberglass or Poly				

PIPING - In Use

Flex Connectors:	Y	**UST Mainfolded:**	N	**Related Tank ID:**	205709
Type:	Piping (Storage Tank)	**Aboveground Piping:**	N	**Aboveground Pipe Cons:**	
Construction Material:	Flexible	**Corrosion Protect Type:**	Not Applicable	**Leak Detection:**	Inventory Control/Tightness Testing
Catastrophic Leak Detection:	Flow Restrictor			**Leak Test Method:**	Annual Tightness Test
				Pipe Wall Type:	Double
				Piping System Type:	Pressurized

Inspection Test Dates

Test Type	Test Date	Test Expire Date

Inspections

FacilityId	Inspection Type	Inspection Date
414389	Annual	03/03/2016
414389	Annual	03/23/2017
414389	Annual	06/07/2018
414389	Annual	06/11/2019

To go back to your search results please click the back arrow in the above Toolbar

Tank Details

Site and Owner

Site Info	County & Municipality	Owner
Facility ID: 414389	Outagamie County	Condon Oil Co
Condon Oil Mobil	City of Seymour	126 E Jackson St
140 E Hwy 54 & 55	Fire Dept ID: 4425	Ripon
Seymour		WI 54971
Site Anniversary Date: July 28	Dispenser Has Sumps: N	

Underground Storage Tank - ID: 113106, WANG ID: , In Use, PTO Expiration: 2020-07-28

Install Date:	11/10/2000	**Capacity In Gallons:**	12,000	**Contents:**	Unleaded Gasoline
Tank Occupancy:	Retail Fuel Sales	**Marketer:**	Y	**CAS Number**	
Federally Regulated:	Yes	**Spill Protection:**	Installed	**Overfill Protection:**	Installed
Overfill Prot Type:	90alrm95auto	**Containment Sump Installed:**	Y	**Lining Inspected Date:**	
Corrosion Protect Type:	Not Applicable	**Date Of Lining:**		**Underground Piping:**	Y
Leak Detection:	Automatic Tank Gauge	**Wall Type:**	Single		
Leak Test Method:	Monthly Monitoring				
Construction Material:	Fiberglass or Poly				

PIPING - In Use

Flex Connectors:	Y	**UST Mainfolded:**	N	**Related Tank ID:**	212465
Type:	Piping (Storage Tank)	**Aboveground Piping:**	N	**Aboveground Pipe Cons:**	
Construction Material:	Flexible	**Corrosion Protect Type:**	Not Applicable	**Leak Detection:**	Inventory Control/Tightness Testing
Catastrophic Leak Detection:	Flow Restrictor			**Leak Test Method:**	Annual Tightness Test
				Pipe Wall Type:	Double
				Piping System Type:	Pressurized

Inspection Test Dates

Test Type	Test Date	Test Expire Date

Inspections

FacilityId	Inspection Type	Inspection Date
414389	Annual	03/03/2016
414389	Annual	03/23/2017
414389	Annual	06/07/2018
414389	Annual	06/11/2019

S 0324 (4) 10 36
S0324(7) 10-12

BENCH MARKS

NO.	STATION	DESCRIPTION	ELEV.
23	436+62	SPIKE IN 48" MAPLE 42' LT.	824.98
24	441+23	" " 16" " 45' LT.	829.72
25	456+79	" " 20" " 32' LT.	837.75
26	461+30	" " 6" TWIN POPLAR 50' RT.	835.97
27	463+90	PT MK. CENTER E. END GAS ISL. LT.	837.00

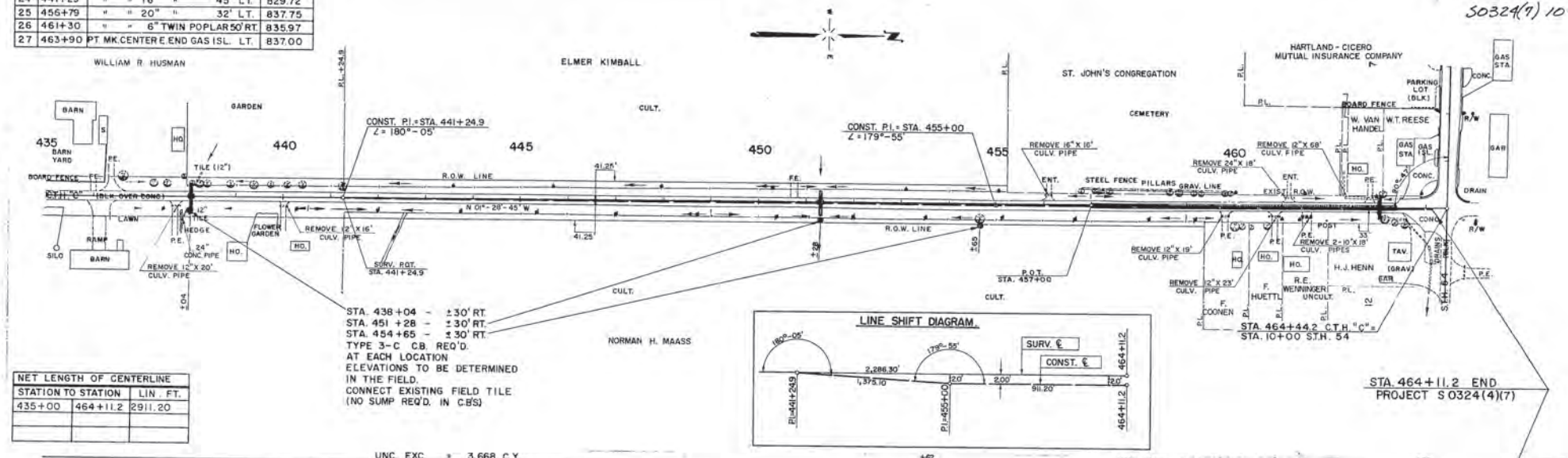

NET LENGTH OF CENTERLINE		
STATION TO STATION		LIN. FT.
435+00	464+11.2	2911.20

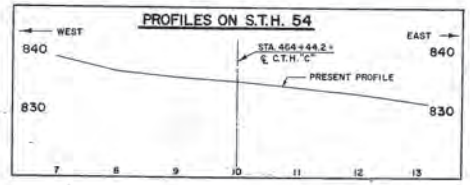

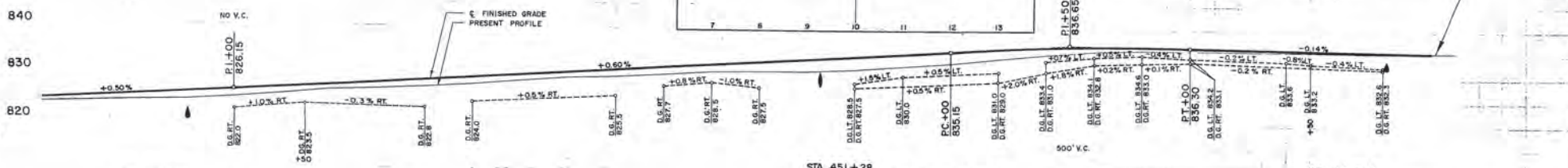

STA. 438+04
REMOVE 2-18"X 34' CULV. PIPES
50"X 31" X 60' C.M.P.A. REQ'D.

STA. 451+28
REMOVE 3'X2'X 24' CONC. BOX CULV.
36"X 54' CULV. PIPE REQ'D.

STA. 463+06
REMOVE 2'X2'X 28' CONC. BOX CULV.
36"X 22"X 46' C.M.P.A. REQ'D.

| | | |

F038-2(20) 4-18

PR.A. DIV. 5 N

F038-2(20) 5 114

BENCH MARKS

NO.	STATION	DESCRIPTION	ELEV.
67	699+82	SPIKE IN 20" ELM - 100LT	855.29
68	708+55	SPIKE IN 10"APPLE - 75RT.	851.27
69	714+70	SPIKE IN 18"BOX EL.-75LT.	847.06
70	719+20	SPIKE IN N.E. COR. OF BOT. CONC. STEP - 65RT.	837.84

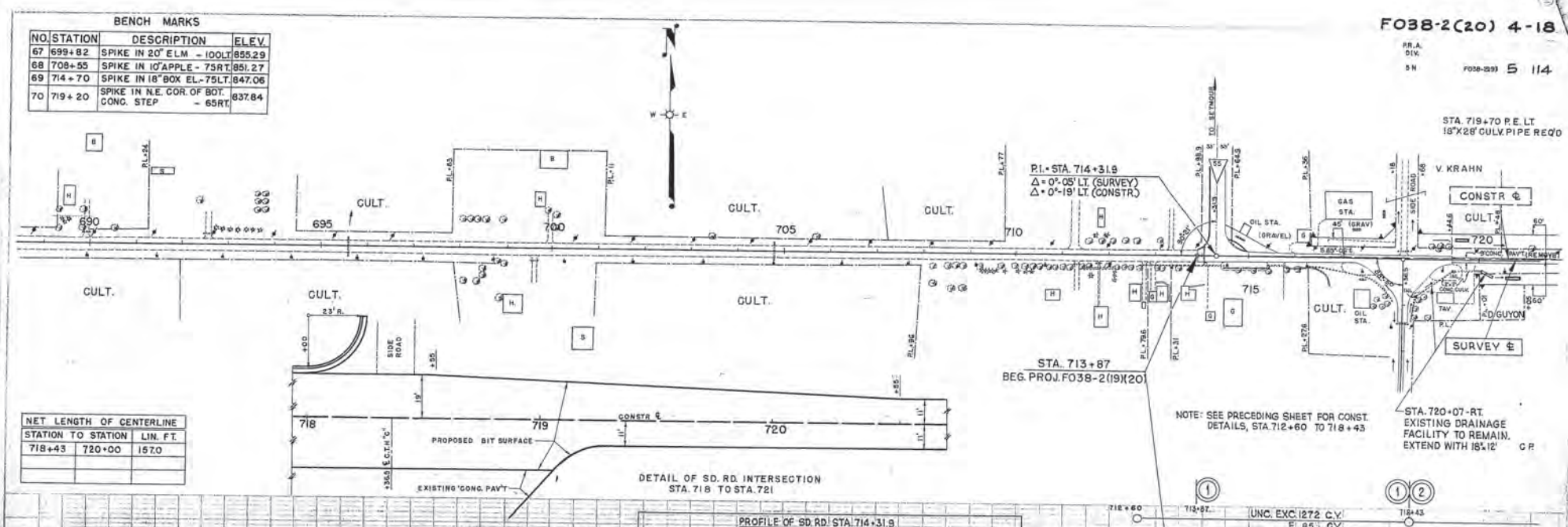

NET LENGTH OF CENTERLINE		
STATION	TO STATION	LIN. FT.
718+43	720+00	157.0

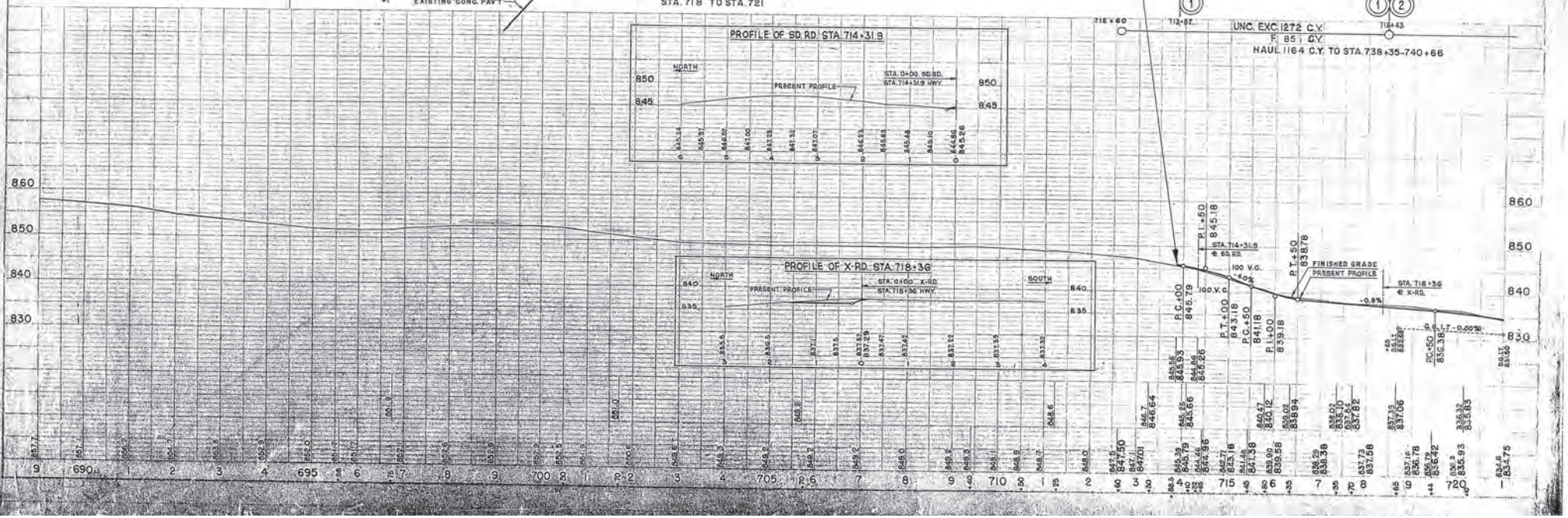

F038-2(20) 5-18

F 038-2(19) G 114

BENCH MARKS

NO.	STATION	DESCRIPTION	ELEV.
69	714+70	SPIKE IN 18" BOX EL. 75' LT.	847.06
70	719+20	NE. COR. BOT. CONC. STEP 65' RT.	837.84

STA. 714+10 LT.
TYPE "F" C.B. REQ'D.
DISCH. 41.10
BOTTOM 38.92
DEPTH 4.50'
12"X60' R.C.C.P. REQ'D.

STA. 714+54 LT.
TYPE "F" C.B. REQ'D.
DISCH. 41.10
BOTTOM 38.92
DEPTH 4.50
8"X44' NON-R.C.S.P. REQ'D.

STA. 717+98 LT.
TYPE "F" C.B. REQ'D.
DIS. 34.12 BOTT. 31.95
DEPTH 4.00
8"X15' NON-R.C.S.P. REQ'D.

STA. 718+17 LT.
ST'D. 42" M.H. REQ'D.
F.L. 33.20
DEPTH 2.60

STA. 718+19 - 718+64 LT
15"X46' R.C.C.P. REQ'D.
I. 33.20 D. 33.0

STA. 712+60 RT.
ST'D 42" M.H. REQ'D.
F.L. 41.90
DEPTH 4.00'

STA. 712+40 - 712+58 RT
12"X18' R.C.C.P. REQ'D.
INLET GRATE REQ'D.

STA. 712+62-714+53
10"X191' NON-R.C.S.P.

STA. 713+87 BEG. OF
PROJ. F 038-2 (19)

STA. 714+47 RT.
TYPE "F" C.B. REQ'D.
DISCH. 41.43
BOTTOM 39.26
DEPTH 4.00'
8"X6' NON-R.C.S.P. REQ'D.

STA. 714+55 RT.
ST'D. 42" M.H. REQ'D.
F.L. 38.00
DEPTH 5.15

STA. 714+57-716+23 RT.
10"X166' NON-R.C.S.P REQ'D.

STA. 716+27-717+43 RT.
15"X116' R.C.C.P. REQ'D.

STA. 716+25 RT.
ST'D 42" M.H. REQ'D.
F.L. 34.20
DEPTH 3.30

STA. 717+35 RT.
TYPE "F" C.B. REQ'D.
DISCH. 34.62
BOTT. 32.45
DEPTH 4.00
8"X8' NON-R.C.S.P. REQ'D.

STA. 717+45 RT.
ST'D. 42" M.H. REQ'D.
F.L. 33.60
DEPTH 2.90

STA. 717+77 ℄
15"X75' R.C.C.P. REQ'D.

NET LENGTH OF CENTERLINE		
STATION TO STATION		LIN. FT.
713+87	718+43	456.0

(SEE NEXT PLAN SHEET FOR YARDAGE QUANTITIES)

CONC. SURF. DRAIN REQ'D.

GENERAL NOTES

THE EXACT LOCATIONS OF PRIVATE ENTRANCES AND RIGHT OF WAY MARKERS SHALL BE DETERMINED BY THE ENGINEER IN THE FIELD.

CU. YDS OF "F" AS SHOWN ON PLAN SHEETS PERTAINS TO EMBANKMENT CONSTRUCTED FROM UNCLASSIFIED EXCAVATION AND WAS COMPUTED WITH A SHRINKAGE ALLOWANCE VARYING FROM 25 % TO 35 %.

LEGEND

UNC. EXC.	UNCLASSIFIED EXCAVATION
M. EXC.	MARSH EXCAVATION
F.	FILL
B.	BORROW
C.P.	CONCRETE PAVEMENT
R.C.C.P.	REINF. CONC. CULV. PIPE
NON-R.C.S.P.	NON-REINF. CONC. SEWER PIPE
C.S.S.M.C.P.	CORR. GALV. SHEET METAL CULV. PIPE
C.B.	CATCH BASIN
M.H.	MANHOLE
INL.	INLET
P.E.	PRIVATE ENTRANCE
	EXISTING FACILITIES TO BE REMOVED
	OLD ROAD OBLITERATION

GUTTER FLOW LINE
EDGE OF GUTTER
TOP OF CURB
TOP OF PAV'T AT ℄

PRESENT PROFILE
V.C. 100'

PARALLEL TO ℄

TOP OF PAV'T AT ℄
TOP OF CURB
EDGE OF GUTTER
GUTTER FLOW LINE

| | | |

WisDOT Phase 1 Hazardous Materials Assessment Site Summary
(rev. 2/2016)

Instructions: following FDM 21-35-5, perform site assessment, fill in information for each site investigated. Multiple sites with no identified environmental concerns may be summarized on one form.

Recommendation acceptance/rejection/modification should be completed and signed by the person with the authority to make project decisions (for example: region hazardous materials coordinator, project manager, local road management consultant)

WisDOT Project ID: 6230-20-00
Highway/Street: STH 54
Termini/Limits: French Rd – Seminary Rd
County or Counties: Outagamie

Property Information:
Site Name(s): Coonen Inc
DOT parcel number (if known):
Property Address: 1043 Ivory St, Seymour, WI 54165
Owner's Name:
Owner's Address:
Owner's Phone:
Current Land Use:
Past Land Use:

Real Estate Requirements:
☐None ☐Total take ☐Strip acquisition of feet
☐Temporary Limited Easement (TLE)
☐Permanent Limited Easement (PLE)
☐ Other (describe)

Construction Requirements:
☐ Excavation within current right of way to a depth of feet
☐ Excavation within proposed right of way to a depth of feet
☐ Excavation within easement to a depth of feet
☐ Public or private utility or sanitary or storm sewer installation or excavation to a depth of feet

Information from database searches and interviews:
Department of Agriculture, Trade and Consumer Protection (DATCP)
- ☐ site has (number) registered tanks ☐ASTs (number) ☐USTs (number)
- ☐ tanks are currently in use (number)
- ☐ some (number) ☐ all tanks are abandoned date(s):
- Tank contents and total number of tanks, both in place and abandoned:
  - ☐ Leaded gasoline ☐ Unleaded gasoline ☐ Fuel Oil
  - ☐ Diesel ☐ Kerosene ☐ Unknown ☐ Other (describe)
- Comments:

Department of Natural Resources (DNR)
- ☒ site is a DNR administered LUST site; BRRTS number: 03-45-001819; 03-45-213120
- ☐ site is a DNR administered ERP site; BRRTS number:
- ☒ site is a closed ☒LUST ☐ERP site; closure date: 6/18/1996; 11/10/2009
- ☐ site is a landfill
- ☐ site is an abandoned waste disposal site
- ☒ site is a hazardous waste generator EPA Generator ID: 110005540370
- ☒ site is a spill site; BRRTS number: 04-45-559757; closure date: 2/16/2012
- ☒ site has continuing obligations (attach copy of closure letter with continuing obligations)
- ☐ Other (please describe)

Sanborn Maps: site is a on map dated . Comments:

A check in a checkbox indicates a positive or "yes" response

WisDOT historic plan sets: site is a gas station on project f038-2(18) dated 1952. Comments:
Business directories: site is a in the directory dated . Comments:
Aerial photos: site is a on photo dated . Comments:
☐ Contamination discovered at feet during utility or other excavation in the area. Indicate location on site map.
Interview Information or other comments:

Visual Evidence of Potential Contamination: (include additional information in space provided)
☐ No evidence of tanks
☐ USTs ☐ASTs Location, number and condition of tanks, contents, comments:
Location in relationship to current right of way: ☐ map attached
Location in relationship to proposed right of way: ☐ map attached
☐ Drums ☐Stained soils ☐Odor ☐Sheen on surface water ☐Areas of excavation ☐ Areas of fill
☐Stressed vegetation ☐ Pond(s) ☐ Basins/sumps ☐ Monitoring wells ☐ Soil borings
Comments:

Potential for Contaminant Migration: (attach supporting documentation such as plume maps, summaries of site investigation or closure reports).
☐ Property is a potential source of contamination
☐ Adjacent property is a potential source of contamination. Include site name and address or BRRTS number if known, describe location, and include contaminant type and any additional information.
☐ Contaminated soil within proposed right of way from feet to feet below ground surface
☐ Contaminated groundwater within proposed right of way at feet below ground surface.
☐ Contaminated soil or groundwater within existing right of way. Attach copy of most recent investigation and plume maps or DNR form 4400-286 and plume maps.

Attachments – required
☒ Site photographs and a site map showing areas of concern
☐ Plat map showing parcel and any proposed areas of acquisition or easement
☐ Historic aerial photos of site - clearly outline site
☒ Historic WisDOT or other as-builts and plat maps - clearly outline site
☐ Plume maps for known contamination. Indicate existing or proposed right of way on plume maps where applicable.
☒ Closure letter with continuing obligations for sites closed with continuing obligations

Recommendations
☐ No additional hazardous materials investigation is required.
☐ If construction or real estate requirements change, evaluation of need for further investigation will be necessary.
☐ Information is sufficient to use Standard Special Provisions. Copy of completed Standard Special Provision is attached.
☐ Conduct additional investigation
- ☐ Phase 2 (determine if contamination is present)
- ☐ Phase 2.5 (determine extent of contamination within existing R/W only)
- ☐ Phase 3 (determine full extent of contamination prior to acquisition)
- ☐ Phase 4 (remediate site)
- ☐ Other (describe)

☐ Site has continuing obligations. Coordination with DNR will be required.

Prepared by: Marisa Christie on 11/27/2019
Recommendations ☐accepted ☐modified ☐rejected by: Name and Title on
Modifications:
Signature of person accepting/modifying/rejecting recommendations:
_____ _____

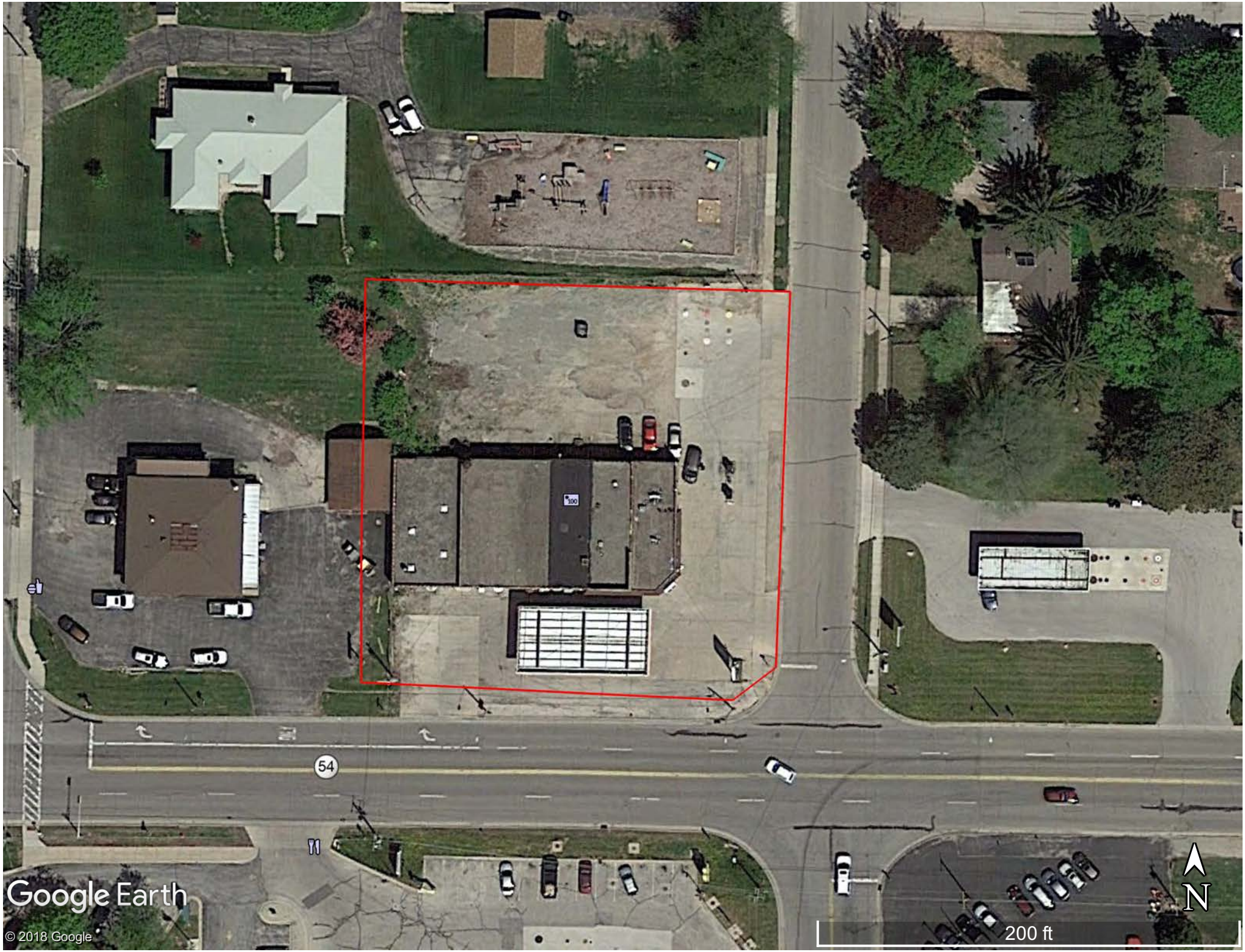
100
54
Google Earth
© 2018 Google
N
200 ft

Regular
Plus
V-Power
Diesel
ATM
STOP

BRRTS on the Web

Click the Location Name or FID below to view Location Details page for this Activity. Other Activities, if present, may be accessed from Location Details.

< Basic Search

03-45-001819 COONEN INC

CLOSED LUST

Location Name (Click Location Name or FID to View Location Details)				County	WDNR Region
COONEN INC				OUTAGAMIE	NORTHEAST
Address				Municipality	
1043 IVORY ST				SEYMOUR	
PLSS Description	Latitude	Longitude	Google Maps	RR Sites Map	
SW 1/4 of the SW 1/4 of Sec 33, T24N, R18E	44.5011759	-88.3295918	CLICK TO VIEW	CLICK TO VIEW	
Additional Location Description				Size (Acres)	Facility ID
				UNKNOWN	445154270

Jurisdiction	PECFA No.	EPA Cerclis ID	Start Date	End Date	Last Action
DNR RR	54165-1682-43		1994-05-24	1996-06-18	1996-06-18

Characteristics

PECFA Tracked?	EPA NPL Site?	Eligible for PECFA Funds?	Above Ground Storage Tank?	Drycleaner?	Co-Contamination?	WI DOT Site?	COs Apply?
No	No	No	No	No	No	No	No

Actions

Place Cursor Over Action Code to View Description

Date	Code	Name	Comment
1994-05-24	1	Notification of Hazardous Substance Discharge	
1994-05-25	2	Responsible Party (RP) letter sent	SIWP DUE 7/30/94
1994-11-10	30	Site Investigation Workplan (SIWP) Notice to Proceed (NTP)	
1994-11-10	35	Site Investigation Workplan (SIWP) Received (non-fee)	
1995-05-04	30	Site Investigation Workplan (SIWP) Notice to Proceed (NTP)	
1995-05-04	39	Remedial Action Options Report (RAOR) Received (non-fee)	
1995-08-14	43	Site Activity Status Update Received	RA UPDATE
1996-03-13	43	Site Activity Status Update Received	QUARTERLY GW REPORT
1996-06-18	11	Activity Closed	
Linked to Code 11:		0345001819_Final_Closure.pdf Click to Download or Open	

PECFA Claims Paid or Pending Payment

Payments made from the Petroleum Environmental Cleanup Fund Award

PECFA Site Name:						
Maximum Reimbursement:					Total Amount Paid:	
Occ No	Claim No	Audit Date	Paid Date			Amt Paid

				Amt Submitted	Amt Ineligible	
A	1			$.00	$.00	$.00

Who

Role	Name/Address
Responsible Party	COONEN OIL INC 1043 IVORY ST SEYMOUR, WI 54165

For Additional Information, Please Contact
DENISE DANELSKI 920-662-5494 denise.danelski@wisconsin.gov

BRRTS data comes from various sources, both internal and external to DNR. There may be omissions and errors in the data and delays in updating new information. Please see the disclaimers page for more information. We welcome your Feedback.

WISCONSIN
DEPT. OF NATURAL RESOURCES

State of Wisconsin \ DEPARTMENT OF NATURAL RESOURCES

Tommy G. Thompson, Governor
George E. Meyer, Secretary
William R. Selbig, District Director

Department of Natural Resources
Box 2565
Oshkosh, Wisconsin 54903
TELEPHONE 414-424-3050
FAX 414-424-4404

June 18, 1996

Mr. Robert Coonen
1043 Ivory Street
Seymour, WI 54165

Subject: Closeout of LUST Case #45-1819, **Coonen Inc.**
1043 Ivory Street, Seymour

Dear Mr. Coonen,

On May 29, 1996 the above named site was reviewed by the Northeast Region Closure Committee for a determination on case close out as provided in ch. NR 726, Wis. Adm. Code. Based on the investigative and remedial documentation provided, it appears as though the site has been remediated to acceptable standards. **Therefore, the Department considers the site "closed" and no further action is necessary at this time.**

The Department will continue to track this site as an open case until the proper abandonment form is received for the sump which was installed in the excavation. After the form has been received, the case will appear as "closed" on the tracking system.

The Department appreciates the cooperation you have shown in this matter. If you have any additional questions please call me at 414-424-7887.

Sincerely,

Thomas Verstegen
Hydrogeologist
Bureau for Remediation and Redevelopment

cc: Case File - OSH
Karen Chopp, Environmental Assessments, Inc., PO Box 9127, Appleton, WI 54911

BRRTS on the Web

Click the Location Name or FID below to view Location Details page for this Activity. Other Activities, if present, may be accessed from Location Details.

< Basic Search

CONTINUING OBLIGATIONS APPLY

Due to remaining contamination, continuing obligations apply to one or more properties. For information specific to the continuing obligations review the documentation below. Prior to constructing or reconstructing a water supply well, you need to contact DNR for approval of well construction specifications.

IMPACTED ANOTHER PROPERTY OR RIGHT-OF-WAY

A hazardous substance discharge originating from this property has impacted one or more other properties or right-of-ways (ROWS). For more information, please review the documents below. Certain exemptions regarding the cleanup of impacted properties under Wisconsin Stat. Section 292.13 may apply.

03-45-213120 COONEN OIL STATION

CLOSED LUST

Location Name (Click Location Name or FID to View Location Details)				County	WDNR Region
COONEN INC				OUTAGAMIE	NORTHEAST
Address				Municipality	
1043 IVORY ST				SEYMOUR	
PLSS Description	Latitude	Longitude	Google Maps	RR Sites Map	
SW 1/4 of the SW 1/4 of Sec 33, T24N, R18E	44.5009036	-88.3293589	CLICK TO VIEW	CLICK TO VIEW	
Additional Location Description				Size (Acres)	Facility ID
				1	445154270

Jurisdiction	PECFA No.	EPA Cerclis ID	Start Date	End Date	Last Action
DNR RR	54165-1682-43		1999-01-21	2009-11-10	2009-11-18

Characteristics

PECFA Tracked?	EPA NPL Site?	Eligible for PECFA Funds?	Above Ground Storage Tank?	Drycleaner?	Co-Contamination?	WI DOT Site?	COs Apply?
Yes	No	Yes	No	No	No	No	Yes

Actions

Place Cursor Over Action Code to View Description

Date	Code	Name	Comment
1999-01-21	1	Notification of Hazardous Substance Discharge	
1999-01-29	33	Tank System Site Assessment (TSSA) Report Received	
Linked to Code 33:		19990129_33_TSSA.pdf Click to Download or Open	
1999-02-22	2	Responsible Party (RP) letter sent	
1999-09-13	43	Site Activity Status Update Received	
1999-10-13	35	Site Investigation Workplan (SIWP) Received (non-fee)	
1999-10-18	36		

		Site Investigation Workplan (SIWP) Approved	
2001-11-08	43	Site Activity Status Update Received	
2002-05-21	99	Miscellaneous	WDNR REQUESTS STATUS UPDATE
2002-07-29	99	Miscellaneous	WDNR REQUESTS STATUS UPDATE
2003-03-11	43	Site Activity Status Update Received	ESTABLISHING BANK LOAN, PLAN TO TAKE WATER SAMPLES IN SUMMER
2004-05-11	43	Site Activity Status Update Received	GW UPDATE
2004-08-15	43	Site Activity Status Update Received	SITE UPDATE
2004-12-29	37	Site Investigation Report (SIR) Received (non-fee)	
Linked to Code 37:		20041229_37_SIR.pdf Click to Download or Open	
2004-12-30	43	Site Activity Status Update Received	STATUS REPORT - CLOSURE REQUEST TO FOLLOW
2005-01-31	700	Database Fee Paid for Groundwater Continuing Obligation(s)	
2005-01-31	79	Case Closure Review Request Received	
2005-01-31	710	Database Fee Paid for Soil Continuing Obligation(s)	
2005-01-31	50	GIS Registry Site	
2005-05-17	84	Remaining Actions Needed	MW ABANDONMENT
2007-02-05	43	Site Activity Status Update Received	REQUESTED INFO FOR FINAL CLOSURE
2008-07-09	99	Miscellaneous	REQUEST FOR INFORMATION FOR FINAL CLOSURE (MONITORING WELL ABANDONMENT, MAINTENANCE PLAN)
2009-11-03	190	Remaining Actions Needed Requirements Met or Docs Received	
2009-11-10	236	Continuing Obligation - Residual GW Contamination	
2009-11-10	232	Continuing Obligation - Residual Soil Contamination	*** AUTO POPULATED AT FINAL CLOSURE DUE TO 710 ACTION ***
2009-11-10	56	Continuing Obligation(s) Applied	
2009-11-10	222	Continuing Obligation - Maintain Cap Over Contaminated Area	
2009-11-10	84	Remaining Actions Needed	
2009-11-10	46	Impacted Right-of-Way (ROW) Notification	AUTO-POPULATED 2018-03-20
2009-11-10	11	Activity Closed	

Other Documents and Images Not Linked to Actions Above

Click File Name to Download or Open

The file below contains permanent records related to the site available at the time the paper Site File was scanned and uploaded. Records withheld by the department due to confidentiality, attorney-client privilege, and other sensitive records, as well as lab data, may not be included. Additional records associated with the site may or may not be accessible through an open records request.

Site File	0345213120_SITE_FILE.pdf

PECFA Claims Paid or Pending Payment

Payments made from the Petroleum Environmental Cleanup Fund Award

PECFA Site Name:	Coonen Oil Co					
Maximum Reimbursement:	$1,000,000				**Total Amount Paid:**	$25,737.04
Occ No	**Claim No**	**Audit Date**	**Paid Date**	**Amt Submitted**	**Amt Ineligible**	**Amt Paid**
B	1	2005-08-29	2005-10-11	$30,234.72	$3,011.52	$25,737.04

Substances

Substance	Type	Est Amt Released	Units
Gasoline - Unleaded and Leaded	Petroleum		
Diesel Fuel	Petroleum		

Who

Role	Name/Address
Responsible Party	COONEN TRUST 471 BROOKWOOD DR SEYMOUR, WI 54165

For Additional Information, Please Contact
DENISE DANELSKI 920-662-5494 denise.danelski@wisconsin.gov

BRRTS data comes from various sources, both internal and external to DNR. There may be omissions and errors in the data and delays in updating new information. Please see the disclaimers page for more information. We welcome your Feedback.

State of Wisconsin \ DEPARTMENT OF NATURAL RESOURCES

Jim Doyle, Governor
Matthew J. Frank, Secretary
Ronald W. Kazmierczak, Regional Director

Northeast Region Headquarters
2984 Shawano Ave.
Green Bay, Wisconsin 54313-6727
Telephone 920-662-5100
FAX 920-662-5413
TTY Access via relay - 711

November 10, 2009

Mr. Robert Coonen
Coonen Inc.
471 Brookwood Dr.
Seymour, WI 54165

SUBJECT: Final Case Closure with Continuing Obligations
Coonen Oil Station, 1043 Ivory St., Seymour, WI
WDNR BRRTS Activity #: 03-45-213120

Dear Mr. Coonen:

On April 25, 2005, the Department's Northeast Region Closure Committee reviewed the above referenced case for closure. This committee reviews environmental remediation cases for compliance with state laws and standards to maintain consistency in the closure of these cases. On May 16, 2005, you were notified that the Closure Committee had granted conditional closure to this case.

On November 9, 2009 the Department received documentation indicating that you have complied with the requirements for final closure that included a cap maintenance plan and monitoring well abandonment forms.

Based on the correspondence and data provided, it appears that your case meets the closure requirements in ch. NR 726, Wisconsin Administrative Code. The Department considers this case closed and no further investigation or remediation is required at this time, however, you and future property owners must comply with certain continuing obligations as explained in this letter.

GIS Registry

This site will be listed on the Remediation and Redevelopment Program's GIS Registry. The specific reasons are summarized below:

- Residual soil contamination exists that must be properly managed should it be excavated or removed
- Pavement, an engineered cover or a soil barrier must be maintained over contaminated soil and the state must approve any changes to this barrier
- Groundwater contamination is present above Chapter NR 140 enforcement standards

This letter and information that was submitted with your closure request application will be included on the GIS Registry. To review the sites on the GIS Registry web page, visit the RR Sites Map page at http://dnr.wi.gov/org/aw/rr/gis/index.htm. If the property is listed on the GIS Registry because of remaining contamination and you intend to construct or reconstruct a well, you will need prior Department approval in accordance with s. NR 812.09(4)(w), Wis. Adm. Code. To obtain approval, Form 3300-254 needs to be completed and submitted to the DNR Drinking and Groundwater program's

contaminant concentrations, refer to the Remediation and Redevelopment Program's GIS Registry at the RR Sites Map page at http://dnr.wi.gov/org/aw/rr/gis/index.htm.

Dewatering Permits

The Department's Watershed Management Program regulates point source discharges of contaminated water, including discharges to surface waters, storm sewers, pits or to the ground surface. This includes discharges from construction related dewatering activities, including utility and building construction.

Based on the concentrations of contaminants remaining in groundwater at this location, it appears likely that dewatering activities would require a permit from the Watershed Management Program. If you or any other person plan to conduct such activities, you or that person must contact that program, and if necessary, apply for the necessary discharge permit. Additional information regarding discharge permits is available at http://www.dnr.state.wi.us/org/water/wm/ww/

The Department appreciates your efforts to restore the environment at this site. If you have any questions regarding this closure decision or anything outlined in this letter, please contact Tom Sturm at 715-526-4230.

Sincerely,

Bruce G. Urben Team Supervisor
Northeast Region Remediation & Redevelopment Program

Attachment: Maintenance Plan

cc: Jeffery Brand/Susan Knabe – Bonestroo, 954 Circle Dr., Green Bay, WI 54304
Tom Sturm - Shawano

State of Wisconsin \ DEPARTMENT OF NATURAL RESOURCES

Jim Doyle, Governor
Matthew J. Frank, Secretary
Ronald W. Kazmierczak, Regional Director

Northeast Region Headquarters
2984 Shawano Ave.
Green Bay, Wisconsin 54313-6727
Telephone 920-662-5100
FAX 920-662-5413
TTY Access via relay - 711

November 10, 2009

Mr. Robert Coonen
Coonen Inc.
471 Brookwood Dr.
Seymour, WI 54165

SUBJECT: Final Case Closure with Continuing Obligations
Coonen Oil Station, 1043 Ivory St., Seymour, WI
WDNR BRRTS Activity #: 03-45-213120

Dear Coonen:

On April 25, 2005, the Department's Northeast Region Closure Committee reviewed the above referenced case for closure. This committee reviews environmental remediation cases for compliance with state laws and standards to maintain consistency in the closure of these cases. On May 16, 2005, you were notified that the Closure Committee had granted conditional closure to this case.

On November 9, 2009 the Department received documentation indicating that you have complied with the requirements for final closure that included a cap maintenance plan and monitoring well abandonment forms.

Based on the correspondence and data provided, it appears that your case meets the closure requirements in ch. NR 726, Wisconsin Administrative Code. The Department considers this case closed and no further investigation or remediation is required at this time, however, you and future property owners must comply with certain continuing obligations as explained in this letter.

GIS Registry

This site will be listed on the Remediation and Redevelopment Program's GIS Registry. The specific reasons are summarized below:

- Residual soil contamination exists that must be properly managed should it be excavated or removed
- Pavement, an engineered cover or a soil barrier must be maintained over contaminated soil and the state must approve any changes to this barrier
- Groundwater contamination is present above Chapter NR 140 enforcement standards

This letter and information that was submitted with your closure request application will be included on the GIS Registry. To review the sites on the GIS Registry web page, visit the RR Sites Map page at http://dnr.wi.gov/org/aw/rr/gis/index.htm. If the property is listed on the GIS Registry because of remaining contamination and you intend to construct or reconstruct a well, you will need prior Department approval in accordance with s. NR 812.09(4)(w), Wis. Adm. Code. To obtain approval,

Form 3300-254 needs to be completed and submitted to the DNR Drinking and Groundwater program's regional water supply specialist. This form can be obtained on-line http://dnr.wi.gov/org/water/dwg/3300254.pdf or at the web address listed above for the GIS Registry.

Closure Conditions

Please be aware that pursuant to s. 292.12 Wisconsin Statutes, compliance with the requirements of this letter is a responsibility to which the current property owner and any subsequent property owners must adhere. You must pass on the information about these continuing obligations to the next property owner or owners. If these requirements are not followed or if additional information regarding site conditions indicates that contamination on or from the site poses a threat to public health, safety, welfare, or the environment, the Department may take enforcement action under s. 292.11 Wisconsin Statutes to ensure compliance with the specified requirements, limitations or other conditions related to the property or this case may be reopened pursuant to s. NR 726.09, Wis. Adm. Code. The Department intends to conduct inspections in the future to ensure that the property is in compliance with the conditions included in this letter.

Cover or Barrier

Pursuant to s. 292.12(2)(a), Wis. Stats., the pavement or other impervious cap that currently exists in the location shown on the attached map shall be maintained in compliance with the **attached maintenance plan** in order to minimize the infiltration of water and prevent additional groundwater contamination that would violate the groundwater quality standards in ch. NR 140, Wis. Adm. Code, and to prevent direct contact with residual soil contamination that might otherwise pose a threat to human health. If soil in the specific locations described above is excavated in the future, the property owner at the time of excavation must sample and analyze the excavated soil to determine if residual contamination remains. If sampling confirms that contamination is present the property owner at the time of excavation will need to determine whether the material is considered solid or hazardous waste and ensure that any storage, treatment or disposal is in compliance with applicable statutes and rules. In addition, all current and future owners and occupants of the property need to be aware that excavation of the contaminated soil may pose an inhalation or other direct contact hazard and as a result special precautions may need to be taken during excavation activities to prevent a health threat to humans.

The attached maintenance plan and inspection log are to be kept up-to-date and on-site. Please submit the inspection log to the Department only upon request.

Prohibited Activities

The following activities are prohibited on any portion of the property where [pavement, a building foundation, soil cover, engineered cap or other barrier] is required as shown on the attached map, unless prior written approval has been obtained from the Wisconsin Department of Natural Resources: 1) removal of the existing barrier; 2) replacement with another barrier; 3) excavating or grading of the land surface; 4) filling on capped or paved areas; 5) plowing for agricultural cultivation; 6) construction or placement of a building or other structure.

Residual Groundwater Contamination

Groundwater impacted by benzene contamination greater than enforcement standards set forth in ch. NR140, Wis. Adm. Code, is present the property. For more detailed information regarding the locations where groundwater samples have been collected (i.e., monitoring well locations) and the associated

contaminant concentrations, refer to the Remediation and Redevelopment Program's GIS Registry at the RR Sites Map page at http://dnr.wi.gov/org/aw/rr/gis/index.htm.

Dewatering Permits

The Department's Watershed Management Program regulates point source discharges of contaminated water, including discharges to surface waters, storm sewers, pits or to the ground surface. This includes discharges from construction related dewatering activities, including utility and building construction.

Based on the concentrations of contaminants remaining in groundwater at this location, it appears likely that dewatering activities would require a permit from the Watershed Management Program. If you or any other person plan to conduct such activities, you or that person must contact that program, and if necessary, apply for the necessary discharge permit. Additional information regarding discharge permits is available at http://www.dnr.state.wi.us/org/water/wm/ww/

The Department appreciates your efforts to restore the environment at this site. If you have any questions regarding this closure decision or anything outlined in this letter, please contact Tom Sturm at 715-526-4230.

Sincerely,

Bruce G. Urben Team Supervisor
Northeast Region Remediation & Redevelopment Program

Attachment: Maintenance Plan

cc: Jeffery Brand/Susan Knabe – Bonestroo, 954 Circle Dr., Green Bay, WI 54304

Table 5 Inorganic Groundwater Quality Data, Coonen Oil Company, Seymour, Wisconsin

Well Number	Sample Date	Temperature (°F)	pH (su)	Conductivity (µmho/cm)	O.R.P. (mV)	D.O. (mg/l)	Nitrate (mg/l)	Iron (mg/l)	Manganese (mg/l)	Sulfate (mg/l)
MW100	05/02/03	49.1	6.83	380	-60	0.85	---	---	---	---
	08/11/03	63.0	7.08	240	-70	0.40	---	---	---	---
	03/15/04	46.4	7.25	380	-80	2.51	---	---	---	---
	08/20/04	62.6	7.15	210	<-80	3.48	< 0.024	5.5	0.35	130
MW200	05/02/03	47.1	6.92	200	<-80	0.80	---	---	---	---
	08/11/03	61.0	6.99	200	-40	0.83	---	---	---	---
	03/15/04	43.9	7.38	240	-75	2.57	---	---	---	---
	08/20/04	60.3	7.21	150	<-80	3.12	< 0.024	0.42	0.38	84
MW300	05/02/03	47.8	7.10	200	-60	0.73	---	---	---	---
	08/11/03	63.0	7.15	170	<-80	1.14	---	---	---	---
	03/15/04	44.2	7.76	250	<-80	1.50	---	---	---	---
	08/20/04	62.2	7.20	190	<-80	3.83	< 0.024	8.8	0.49	13
MW400	05/02/03	48.2	7.38	170	110	0.82	---	---	---	---
	08/11/03	57.7	7.30	200	-65	3.55	---	---	---	---
	03/15/04	46.00	7.73	250	-40	4.91	---	---	---	---
	08/20/04	60.10	7.48	150	<-80	3.17	2.90	0.077	< 0.0018	89

Key:

D.O. = dissolved oxygen
O.R.P. = oxygen-reduction potential
mg/l = milligrams per liter
mV = millivolts
su = standard units
µMho/cm = microMhos per centimeter

WISCONSIN
DEPT. OF NATURAL RESOURCES

State of Wisconsin \ DEPARTMENT OF NATURAL RESOURCES

Jim Doyle, Governor
Scott Hassett, Secretary
Ronald W. Kazmierczak, Regional Director

Shawano Field Office
647 Lakeland Rd.
Shawano, Wisconsin 54166
Telephone 715-524-2183
FAX 715-524-3214
TTY Access via relay - 711

February 5, 2007

Mr. Robert Coonen
Coonen Inc.
1043 Ivory St.
Seymour, WI 54165

Subject: Coonen Oil Station, 1043 Ivory St., Seymour, Wisconsin
WDNR BRRTS # 03-45-213120

Dear Mr. Coonen:

On May 16, 2005, I sent you a letter indicating that the Department had conditionally closed the above case and that final closure would be granted when certain conditions are met. Please note that the following conditions have still not been satisfied and we are unable to close the case.

1. The monitoring wells at the site must be properly abandoned in compliance with ch. NR 141, Wis. Adm. Code. Documentation of well abandonment must be submitted to me on Form 3300-5B found at www.dnr.state.wi.us/org/water/dwg/gw/ or provided by the Department of Natural Resources.

2. Any remaining purge water, waste and/or soil piles generated as part of site investigation or remediation activities must be removed from the site and disposed of or treated in accordance with Department of Natural Resources' rules. Please send a letter advising me that any remaining purge water, waste and/or soil piles have been removed once that work is completed.

3. As a condition of this closure, the impermeable cover (pavement and buildings) that presently exist on the site must be maintained to minimize direct contact concerns and/or for groundwater protection. The cover is to be maintained in accordance with a plan prepared and submitted to the Department of Natural Resources pursuant to s. NR 724.13(2), Wis. Adm. Code and will be included on the GIS registry. Your consultant will need to prepare and submit this maintenance plan to me. Please note, due to a statutory change, the deed restriction referenced in the May 16. 2005 letter is no longer required.

After I receive the requested information, I will issue a final closure letter for the site. We appreciate your efforts to restore the environment at this site. If you have any questions regarding this letter, please contact me at 715-526-4230.

Sincerely,

Tom Sturm

Tom Sturm
Hydrogeologist
Remediation & Redevelopment Program

cc: Mark Foht – Northern Environmental, 954 Circle Dr., Green Bay, WI 54304

WISCONSIN
DEPT. OF NATURAL RESOURCES

State of Wisconsin \ DEPARTMENT OF NATURAL RESOURCES

Jim Doyle, Governor
Scott Hassett, Secretary
Ronald W. Kazmierczak, Regional Director

Shawano Field Office
647 Lakeland Rd.
Shawano, Wisconsin 54166
Telephone 715-524-2183
FAX 715-524-3214
TTY Access via relay - 711

May 16, 2005

Mr. Leon Westerfeld
Westerfeld Oil Co.
PO Box 85
Cecil, WI 54111-0085

Subject: Seymour Mobil, 310 E. State Highway 54/55, Seymour, WI ; DNR # 03-45-153996, Commerce # 54165-1904-10

Dear Mr. Westerfeld:

On April 25, 2005, the Department granted conditional closure for the Coonen Oil Station, DNR # 03-45-213120, directly north and across Highway 54/55 from the Seymour Mobil. The review determined that, while contamination remains on site from the Coonen Station, contamination at MW-300 on the Coonen property is likely migrating from the Seymour Mobil.

The Department is requesting that Westerfeld Oil Company take over responsibility of monitoring well MW-300 at Coonen for the purpose of additional monitoring related to the cleanup of the Seymour Mobil Site. Monitoring results from this well, in conjunction with the results from the existing Seymour Mobil site wells will be used to assist in the review at the time closure is requested. This well should be sampled in conjunction with the current monitoring schedule for the existing wells at Seymour Mobil. If closure is approved you will also be responsible for abandoning this well.

Please inform me in writing within 14 days of this letter indicating you will take over responsibility for MW-300 on the Coonen site. If you do not intend to accept the transfer of this well, or if I do not hear from you at that time, the well will be abandoned along with the other Coonen Site wells. However, please be aware that the Department may require additional monitoring points for the Seymour Mobil if there is insufficient information to allow for a decision to be made at the time closure is requested.

Please contact me at 715-526-4230 if you need more information.

Sincerely,

Tom Sturm
Hydrogeologist
Remediation & Redevelopment Program

Cc: Beth Erdman—Comm (email)
Jason Powel – METCO, 2956 Airport Rd., LaCrosse, WI 54603
Mark Foht – Northern Environmental, 954 Circle Drive, Green Bay, WI 54304
Bob Coonen—Coonen Inc., PO Box 266, Seymour, WI 54165

State of Wisconsin \ DEPARTMENT OF NATURAL RESOURCES

Jim Doyle, Governor
Scott Hassett, Secretary
Ronald W. Kazmierczak, Regional Director

Shawano Field Office
647 Lakeland Rd.
Shawano, Wisconsin 54166
Telephone 715-524-2183
FAX 715-524-3214
TTY Access via relay - 711

May 16, 2005

Mr. Robert Coonen
Coonen Inc.
1043 Ivory St.
Seymour, WI 54165

Subject: Conditional Closure Decision with Requirements to Achieve Final Closure
Coonen Oil Station, 1043 Ivory St., Seymour, Wisconsin
WDNR BRRTS # 03-45-213120

Dear Mr. Coonen:

On April 25, 2005, the Northeast Region Closure Committee reviewed your request for closure of the case described above. The Committee reviews environmental remediation cases for compliance with state rules and statutes to maintain consistency in the closure of these cases. After careful review of the closure request, the Closure Committee has determined that the petroleum contamination on the site from the Coonen Oil Station appears to have been investigated and remediated to the extent practicable under site conditions. Your case has been remediated to Department standards in accordance with s. NR 726.05, Wis. Adm. Code and will be closed if the following conditions are satisfied:

MONITORING WELL ABANDONMENT

The monitoring wells at the site must be properly abandoned in compliance with ch. NR 141, Wis. Adm. Code. Documentation of well abandonment must be submitted to me on Form 3300-5B found at www.dnr.state.wi.us/org/water/dwg/gw/ or provided by the Department of Natural Resources.

Note: The Department is requesting that MW-300 remain for groundwater monitoring for the cleanup at the Seymour Mobil. You should delay abandonment of the other wells until I receive notification from the RP for Seymour Mobil that they will be accepting the responsibility for this well. If responsibility is transferred, you will need to grant access to your property for sampling and abandonment of this well.

PURGE WATER, WASTE AND SOIL PILE REMOVAL

Any remaining purge water, waste and/or soil piles generated as part of site investigation or

remediation activities must be removed from the site and disposed of or treated in accordance with Department of Natural Resources' rules. Please send a letter advising me that any remaining purge water, waste and/or soil piles have been removed once that work is completed.

DEED RESTRICTION FOR CONTAMINATED SOIL

To close this site, the Department requires that a deed restriction be signed and recorded to address the issue of the remaining soil contamination associated with the site. The purpose of the restriction is to maintain a surface barrier over the remaining soil contamination to:

(A) prevent contamination from impacting human health through direct contact.

(B) prevent contamination from impacting groundwater due to the infiltration of precipitation. (See Option 3 in the model deed restriction in the appendix of PUB-RR-606, "Guidance on Case Close Out and the Requirements for Institutional Controls and VPLE Environmental Insurance.")

You will need to submit a draft deed restriction to me (electronically via email preferred) before the document is signed and recorded. You may find a model deed restriction enclosed for your use or you can visit our web site at www.dnr.state.wi.us/org/aw/rr or go directly to http://dnr.wi.gov/org/aw/rr/archives/pubs/RR606.pdf to find an electronic copy of PUB-RAR_606, which includes a model deed restriction. If there is a deed more recent than the one I have that was filed 4/28/05, please submit that to me as well to assist us in our review of the deed restriction. After the Department of Natural Resources has reviewed the draft document for completeness, you should sign it if you own the property, or have the appropriate property owner sign it, and have it recorded by the Waupaca County Register of Deeds. Then you must submit a copy of the recorded document, with the recording information stamped on it, to me. Please be aware that if a deed restriction is recorded for the wrong property because of an inaccurate legal description or parcel identification number that you have provided, you will be responsible for recording corrected documents at the Register of Deeds Office to correct the problem.

MAINTENANCE PLAN

As a condition of this closure, the impermeable cover (pavement and buildings) that presently exist on the site must be maintained to minimize direct contact concerns and/or for groundwater protection. The cover is to be maintained in accordance with a plan prepared and submitted to the Department of Natural Resources pursuant to s. NR 724.13(2), Wis. Adm. Code. Please submit a draft maintenance plan to me with the draft deed restriction. The maintence plan will be attached to the restriction.

EXCAVATION OF CONTAMINATED SOIL

Residual soil contamination remains at B-1 as indicated in the information submitted to the Department of Natural Resources. If soil in this location is excavated in the future, the property owner at that time will be required to sample and analyze the excavated soil in order to determine whether the contamination still remains. The owner will also have to properly store, treat, or dispose of any excavated materials, based upon the results of that characterization, and take special precautions during excavation activities to prevent a direct contact threat to humans. All future owners and occupants of this property need to be aware that excavation of the contaminated soil may pose an inhalation or other direct contact hazard at the time of excavation.

State of Wisconsin \ DEPARTMENT OF NATURAL RESOURCES

Jim Doyle, Governor
Scott Hassett, Secretary
Ronald W. Kazmierczak, Regional Director

Shawano Field Office
647 Lakeland Rd.
Shawano, Wisconsin 54166
Telephone 715-524-2183
FAX 715-524-3214
TTY Access via relay - 711

May 16, 2005

Mr. Leon Westerfeld
Westerfeld Oil Co.
PO Box 85
Cecil, WI 54111-0085

Subject: Seymour Mobil, 310 E. State Highway 54/55, Seymour, WI ; DNR # 03-45-153996, Commerce # 54165-1904-10

Dear Mr. Westerfeld:

On April 25, 2005, the Department granted conditional closure for the Coonen Oil Station, DNR # 03-45-213120, directly north and across Highway 54/55 from the Seymour Mobil. The review determined that, while contamination remains on site from the Coonen Station, contamination at MW-300 on the Coonen property is likely migrating from the Seymour Mobil.

The Department is requesting that Westerfeld Oil Company take over responsibility of monitoring well MW-300 at Coonen for the purpose of additional monitoring related to the cleanup of the Seymour Mobil Site. Monitoring results from this well, in conjunction with the results from the existing Seymour Mobil site wells will be used to assist in the review at the time closure is requested. This well should be sampled in conjunction with the current monitoring schedule for the existing wells at Seymour Mobil. If closure is approved you will also be responsible for abandoning this well.

Please inform me in writing within 14 days of this letter indicating you will take over responsibility for MW-300 on the Coonen site. If you do not intend to accept the transfer of this well, or if I do not hear from you at that time, the well will be abandoned along with the other Coonen Site wells. However, please be aware that the Department may require additional monitoring points for the Seymour Mobil if there is insufficient information to allow for a decision to be made at the time closure is requested.

Please contact me at 715-526-4230 if you need more information.

Sincerely,

Tom Sturm
Hydrogeologist
Remediation & Redevelopment Program

Cc: Beth Erdman—Comm (email)
Jason Powel – METCO, 2956 Airport Rd., LaCrosse, WI 54603
Mark Foht – Northern Environmental, 954 Circle Drive, Green Bay, WI 54304
Bob Coonen—Coonen Inc., PO Box 266, Seymour, WI 54165

Table 3 Soil Analytical Results, Coonen Oil Station, Seymour, Wisconsin

Boring Number	Sample Number	Sample Depth (feet)	Date Sampled	DRO (mg/kg)	GRO (mg/kg)	Lead (mg/kg)	Relevant and Significant Analytical Results (µg/kg)																													
							Benzene	n-Butylbenzene	sec-Butylbenzene	Ethylbenzene	Isopropylbenzene	p-Isopropyltoluene	Naphthalene	n-Propylbenzene	Toluene	1,2,4-Trimethylbenzene	1,3,5-Trimethylbenzene	Xylenes	Acenapthene	Anthracene	Benzo(A)Anthracene	Benzo(A)Pyrene	Benzo(B)Fluoranthene	Benzo(K)Fluoranthene	Benzo(G,H,I)Perylene	Chrysene	Fluoranthene	Fluorene	Indeno(1,2,3-CD)Pyrene	1-Methyl Naphthalene	2-Methyl Naphthalene	Naphthalene	Phenanthrene	Pyrene
NR 720.09 Residual Contaminant Level				100	100	50	5.5	NE	NE	2900	NE	NE	NE	NE	1500	NE	NE	4100	38000*	3000000*	17000*	48000*	360000*	870000*	6800000*	37000*	500000*	100000*	680000*	23000*	20000*	400*.	1800*	8700000*
NR 746.06 Table 1 Value				NE	NE	NE	8500	NE	NE	4600	NE	NE	2700	NE	38000	83000	11000	42000	NE	NE	NE	NE	NE	NE	NE	NE	NE	NE	NE	NE	NE	2700	NE	NE
NR 746.06 Table 2 Value				NE	NE	NE	1100	NE	NE	NE	NE	NE	NE	NE	NE	NE	NE	NE	NE	NE	NE	NE	NE	NE	NE	NE	NE	NE	NE	NE	NE	NE	NE	NE
NA	W-1**	8	12/15/98	3.6	< 0.65	—	—	—	—	—	—	—	—	—	—	—	—	—	—	—	—	—	—	—	—	—	—	—	—	—	—	—	—	—
NA	W-4**	8	12/15/98	2.4	—	—	—	—	—	—	—	—	—	—	—	—	—	—	—	—	—	—	—	—	—	—	—	—	—	—	—	—	—	—
NA	E-3**	8	12/15/98	—	223	—	—	—	—	—	—	—	—	—	—	—	—	—	—	—	—	—	—	—	—	—	—	—	—	—	—	—	—	—
NA	D-1**	4	12/15/98	—	< 0.65	—	—	—	—	—	—	—	—	—	—	—	—	—	—	—	—	—	—	—	—	—	—	—	—	—	—	—	—	—
B100	S102	5-7	11/30/99	1600	590	< 6	350	5400	630	1500	400	490	11000	740	2800	76000	26000	36000	180 "J"	210 "J"	660	340 "J"	430 "J"	450 "J"	340 "J"	910	1300	270 "J"	240 "J"	4700	5300	4100	900	2100
B200	S202	5-7	03/28/00	< 10	< 10	—	< 25	< 25	—	< 25	—	—	—	—	< 25	< 25	< 25	< 75	< 21	< 36	< 23	< 34	< 46	< 48	< 29	< 42	< 38	< 47	< 18	< 31	< 21	< 30	< 35	< 45
B300	S302	5-7	03/28/00	< 10	< 10	—	< 25	< 25	—	< 25	—	—	—	—	< 25	32	< 25	< 75	< 21	< 36	< 23	< 34	< 46	< 48	< 29	< 42	< 38	< 47	< 18	< 31	< 21	< 30	< 35	< 45
B400	S402	5-7	03/28/00	< 10	< 10	—	< 25	< 25	—	< 25	—	—	—	—	< 25	< 25	< 25	< 75	< 21	< 36	< 23	< 34	< 46	< 48	< 29	< 42	< 38	< 47	< 18	< 31	< 21	< 30	< 35	< 45

Key:
GRO = Gasoline Range Organics
DRO = Diesel Range Organics
NA = Not Applicable
mg/kg = milligrams per kilogram
µg/kg = micrograms per kilogram
— = Not Analyzed
J = Analyte detected between the Limit of Detection and the Limit of Quantitation
NE = Not Established by Wisconsin Administrative Code
* = WDNR Suggested Residual Contaminant Level
100 = Exceeds NR 720.09 Residual Contaminant Level
** = Robert E. Lee UST Closure Assessment Soil Sample

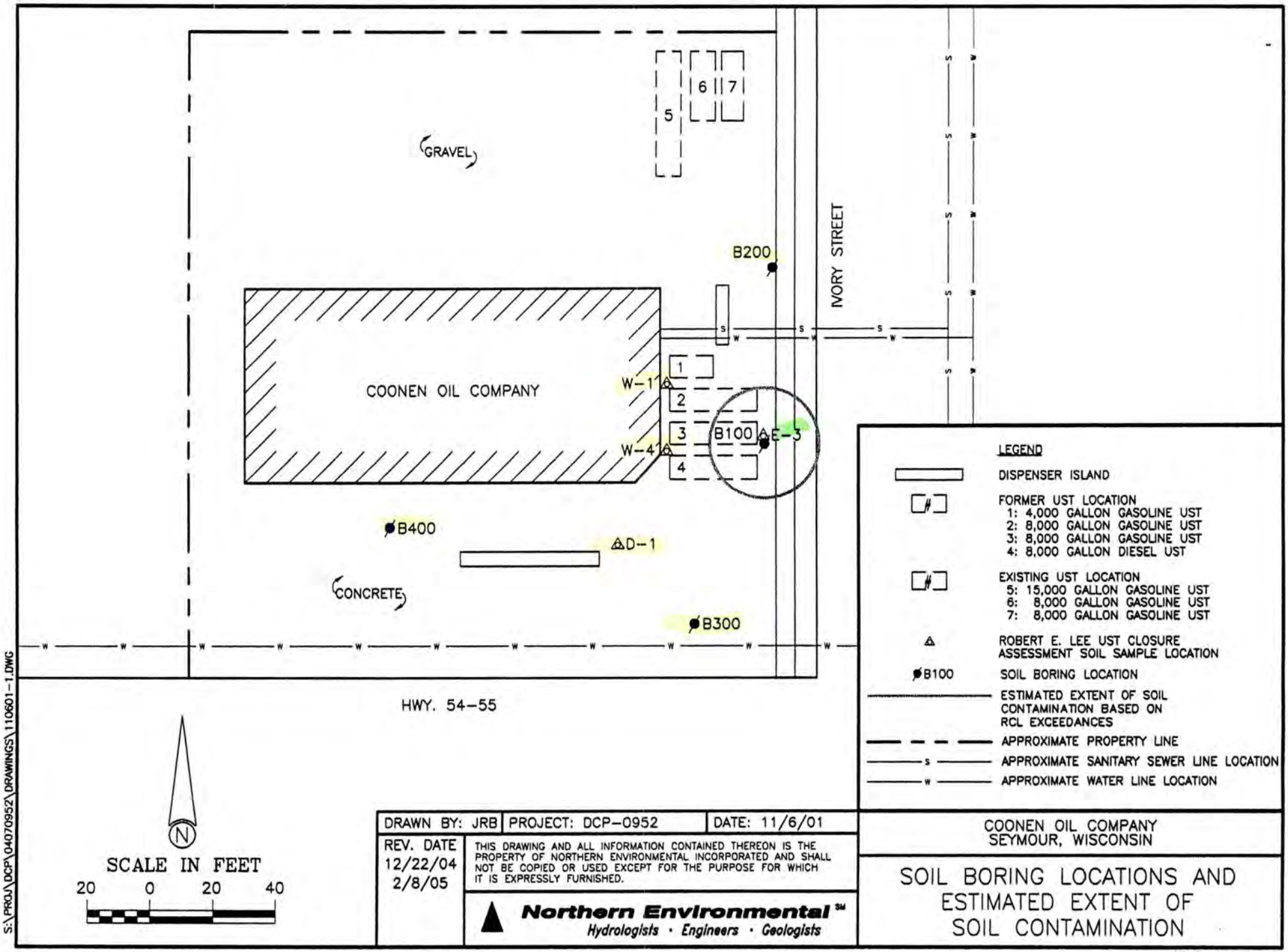

S:\PROJ\DCP\04070952\DRAWINGS\110601-1.DWG

DRAWN BY: JRB	PROJECT: DCP-0952	DATE: 11/6/01
REV. DATE 12/22/04 2/8/05	THIS DRAWING AND ALL INFORMATION CONTAINED THEREON IS THE PROPERTY OF NORTHERN ENVIRONMENTAL INCORPORATED AND SHALL NOT BE COPIED OR USED EXCEPT FOR THE PURPOSE FOR WHICH IT IS EXPRESSLY FURNISHED.	

Northern Environmental℠
Hydrologists · Engineers · Geologists

COONEN OIL COMPANY
SEYMOUR, WISCONSIN

SOIL BORING LOCATIONS AND ESTIMATED EXTENT OF SOIL CONTAMINATION

FIGURE 3

Table 2 Soil Field Screening Results, Coonen Oil Company, Seymour, Wisconsin

Boring Number	Sample Label	Depth (feet)	Petroleum Odor	Sample Description	Date Collected	PID Headspace Analysis		
						Time Collected	Time Analyzed	PID Response (iui)
B100	S101	2.5-4.5	Slight	Silt and Sand	11/30/99	1403	1443	60
	S102*	5-7	Strong	Sand	11/30/99	1405	1443	316
B200	S201	2.5-4.5	None	Silt	3/28/00	829	936	30
	S202*	5-7	None	Silt	3/28/00	831	936	0
B300	S301	2.5-4.5	No recovery					
	S302*	5-7	Slight	Silt	3/28/00	949	1045	2
B400	S401	2.5-4.5	None	Silt	3/28/00	1057	1200	0
	S402*	5-7	None	Silt	3/28/00	1101	1200	0

Note:
PID = Photoionization Detector
iui = Instrument units as isobutylene
* = Submitted for laboratory analysis

Table 4 Groundwater Analytical Results, Coonen Oil Company, Seymour, Wisconsin

Well ID	Date Sampled	Lead	Relevant and Significant Analytical Results (µg/l) (VOCs)											Relevant and Significant Analytical Results (µg/l) (PAHs)										
			Benzene	n-Butylbenzene	sec-Butylbenzene	Ethylbenzene	Isopropylbenzene	MTBE	Naphthalene	n-Propylbenzene	Toluene	Trimethylbenzenes	Xylenes	Acenapthene	Acenaphthylene	Anthracene	Benzo(k)fluoranthene	Fluoranthene	Fluorene	1-Methyl Naphthalene	2-Methyl Naphthalene	Naphthalene	Phenanthrene	Pyrene
WAC PAL (µg/l)		1.5	0.5	NE	NE	140	NE	12	8	NE	200	96	1000	NE	NE	600	NE	80	80	NE	NE	8	NE	50
WAC ES (µg/l)		15	5	NE	NE	700	NE	60	40	NE	1000	480	10000	NE	NE	3000	NE	400	400	NE	NE	40	NE	250
MW100	12/29/99	3.8	1700	310	<68	1600	89 "J"	< 62	400 "J"	400	2800	3000	9200	—	—	—	—	—	—	—	—	—	—	—
	05/01/00	—	—	—	—	—	—	—	—	—	—	—	—	14	40	0.74	0.049	2.4	4.9	56	63	180	9.2	0.6
	06/08/00	—	360	—	—	170	—	25	120 "J"	—	180	1100	950	—	—	—	—	—	—	—	—	—	—	—
	05/02/03	—	45	—	—	89	—	10	22	—	12	462	186	—	—	—	—	—	—	—	—	—	—	—
	08/11/03	—	10	—	—	45	—	2 "J"	31	—	6.4	375	187	—	—	—	—	—	—	—	—	—	—	—
	03/15/04	—	29	—	—	85	—	7.3	49	—	15	426	380	—	—	—	—	—	—	—	—	—	—	—
	08/20/04	—	2.6	—	—	9.6	—	4.0	11	—	1.2	98.7	37	—	—	—	—	—	—	—	—	—	—	—
MW200	05/01/00	< 1	100	290	35	570	60	31	190	210	210	1490	2560	< 0.17	23	0.038	< 0.01	< 0.36	< 0.33	53	150	130	1.7	< 0.059
	06/08/00	—	94 "J"	—	—	550	—	< 30	170 "J"	—	120 "J"	1250	2310	—	—	—	—	—	—	—	—	—	—	—
	05/02/03	—	220	—	—	690	—	20	170	—	55	1110	1693	—	—	—	—	—	—	—	—	—	—	—
	08/11/03	—	110	—	—	190	—	6.2	41	—	8	224	354	—	—	—	—	—	—	—	—	—	—	—
	03/15/04	—	130	—	—	210	—	16	40	—	15	258	398	—	—	—	—	—	—	—	—	—	—	—
	08/20/04	—	8.0	—	—	72	—	5.4	20	—	< 2.2	139	76	—	—	—	—	—	—	—	—	—	—	—
MW300	05/01/00	< 1	650	290	44	1100	94	12 "J"	310	300	610	2130	4700	< 0.17	50	.032 "J"	< 0.01	< 0.36	< 0.33	58	150	200	1.7	< 0.059
	06/08/00	—	330	—	—	1200	—	< 30	360	—	430	2890	5100	—	—	—	—	—	—	—	—	—	—	—
	05/02/03	—	250	—	—	470	—	22	210	—	27	1850	1340	—	—	—	—	—	—	—	—	—	—	—
	08/11/03	—	350	—	—	440	—	51	160	—	52	1650	1350	—	—	—	—	—	—	—	—	—	—	—
	03/15/04	—	330	—	—	500	—	67	170	—	55	1520	1370	—	—	—	—	—	—	—	—	—	—	—
	08/20/04	—	420	—	—	300	—	< 22	120	—	18	1050	770	—	—	—	—	—	—	—	—	—	—	—
MW400	05/01/00	< 1	56	200	21	430	38	< 4.7	95	140	290	760	1490	< 0.17	18	< 0.01	< 0.01	< 0.36	< 0.33	23	58	62	0.17	< 0.059
	06/08/00	—	< 50	—	—	740	—	< 30	170 "J"	—	540	1240	2780	—	—	—	—	—	—	—	—	—	—	—
	05/02/03	—	< 0.30	—	—	1.2 "J"	—	1.4 "J"	< 0.58	—	< 0.58	16.76 "J"	< 1.84	—	—	—	—	—	—	—	—	—	—	—
	08/11/03	—	< 0.30	—	—	2.1	—	2.8	2.3	—	< 0.58	46.54 "J"	< 1.84	—	—	—	—	—	—	—	—	—	—	—
	03/15/04	—	< 0.14	—	—	3.7	—	5.5	2.7	—	< 0.36	22.4	2.2 "J"	—	—	—	—	—	—	—	—	—	—	—
	08/20/04	—	< 0.34	—	—	1.4	—	5.9	0.86	—	0.26	28	0.49	—	—	—	—	—	—	—	—	—	—	—

Key:
MTBE = Methyl-Tertiary-Butyl-Ether
µg/l = micrograms per liter
WAC = Wisconsin Administrative Code
PAL = Preventive Action Limit
ES = Enforcement Standard
NE = Not established by WAC
"J" = Analyte detected between Limit of Detection and Limit of Quantitation
— = Not analyzed
32 = WAC Preventive Action Limit Exceeded
32 = WAC Enforcement Standard Exceeded

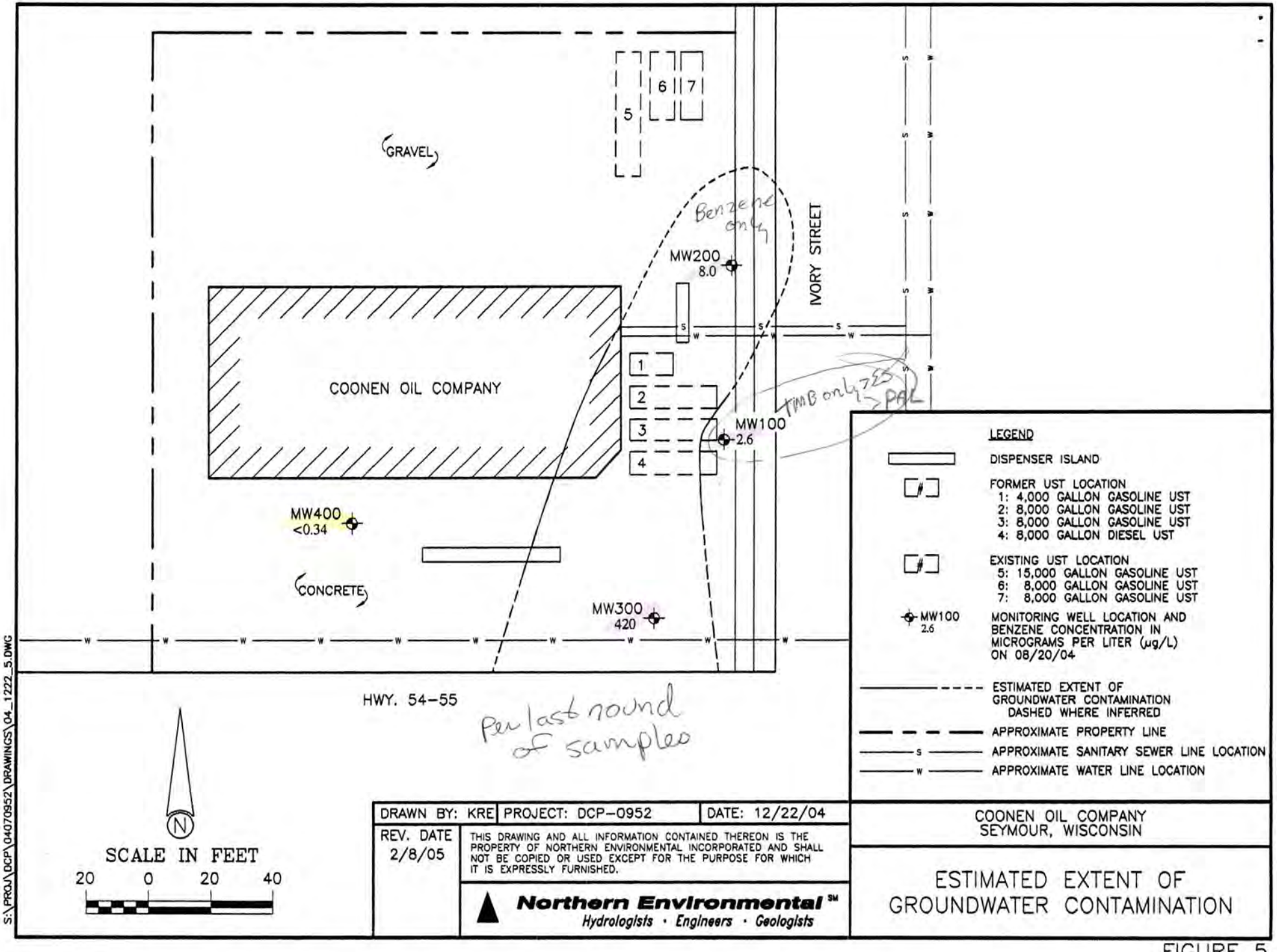
GRAVEL
5
6
7
Benzene only
MW200
8.0
IVORY STREET
COONEN OIL COMPANY
1
2
3
4
MW100
2.6
TMB only 25 > PAL
MW400
<0.34
CONCRETE
MW300
420
HWY. 54-55
Per last round of samples
N
SCALE IN FEET
20 0 20 40
LEGEND
DISPENSER ISLAND
FORMER UST LOCATION
1: 4,000 GALLON GASOLINE UST
2: 8,000 GALLON GASOLINE UST
3: 8,000 GALLON GASOLINE UST
4: 8,000 GALLON DIESEL UST
EXISTING UST LOCATION
5: 15,000 GALLON GASOLINE UST
6: 8,000 GALLON GASOLINE UST
7: 8,000 GALLON GASOLINE UST
MW100 2.6
MONITORING WELL LOCATION AND BENZENE CONCENTRATION IN MICROGRAMS PER LITER (µg/L) ON 08/20/04
ESTIMATED EXTENT OF GROUNDWATER CONTAMINATION DASHED WHERE INFERRED
APPROXIMATE PROPERTY LINE
APPROXIMATE SANITARY SEWER LINE LOCATION
APPROXIMATE WATER LINE LOCATION
DRAWN BY: KRE
PROJECT: DCP-0952
DATE: 12/22/04
REV. DATE 2/8/05
THIS DRAWING AND ALL INFORMATION CONTAINED THEREON IS THE PROPERTY OF NORTHERN ENVIRONMENTAL INCORPORATED AND SHALL NOT BE COPIED OR USED EXCEPT FOR THE PURPOSE FOR WHICH IT IS EXPRESSLY FURNISHED.
Northern Environmental SM
Hydrologists · Engineers · Geologists
COONEN OIL COMPANY
SEYMOUR, WISCONSIN
ESTIMATED EXTENT OF GROUNDWATER CONTAMINATION
S:\PROJ\DCP\04070952\DRAWINGS\04_1222_5.DWG

FIGURE 5

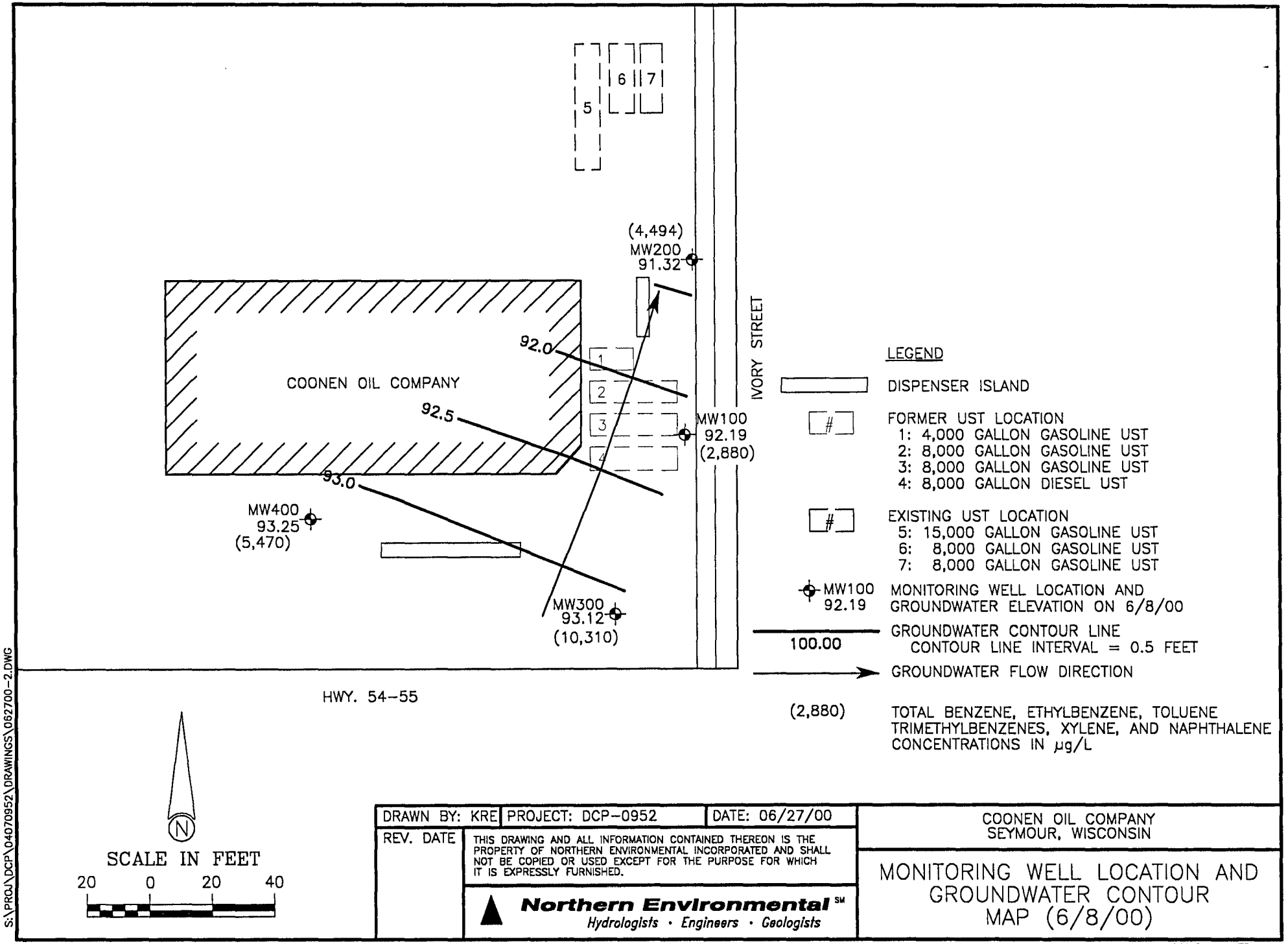

S:\PROJ\DCP\04070952\DRAWINGS\062700-2.DWG

DRAWN BY: KRE	PROJECT: DCP-0952	DATE: 06/27/00
REV. DATE	THIS DRAWING AND ALL INFORMATION CONTAINED THEREON IS THE PROPERTY OF NORTHERN ENVIRONMENTAL INCORPORATED AND SHALL NOT BE COPIED OR USED EXCEPT FOR THE PURPOSE FOR WHICH IT IS EXPRESSLY FURNISHED.	

Northern Environmental SM
Hydrologists · Engineers · Geologists

COONEN OIL COMPANY
SEYMOUR, WISCONSIN

MONITORING WELL LOCATION AND GROUNDWATER CONTOUR MAP (6/8/00)

FIGURE 2

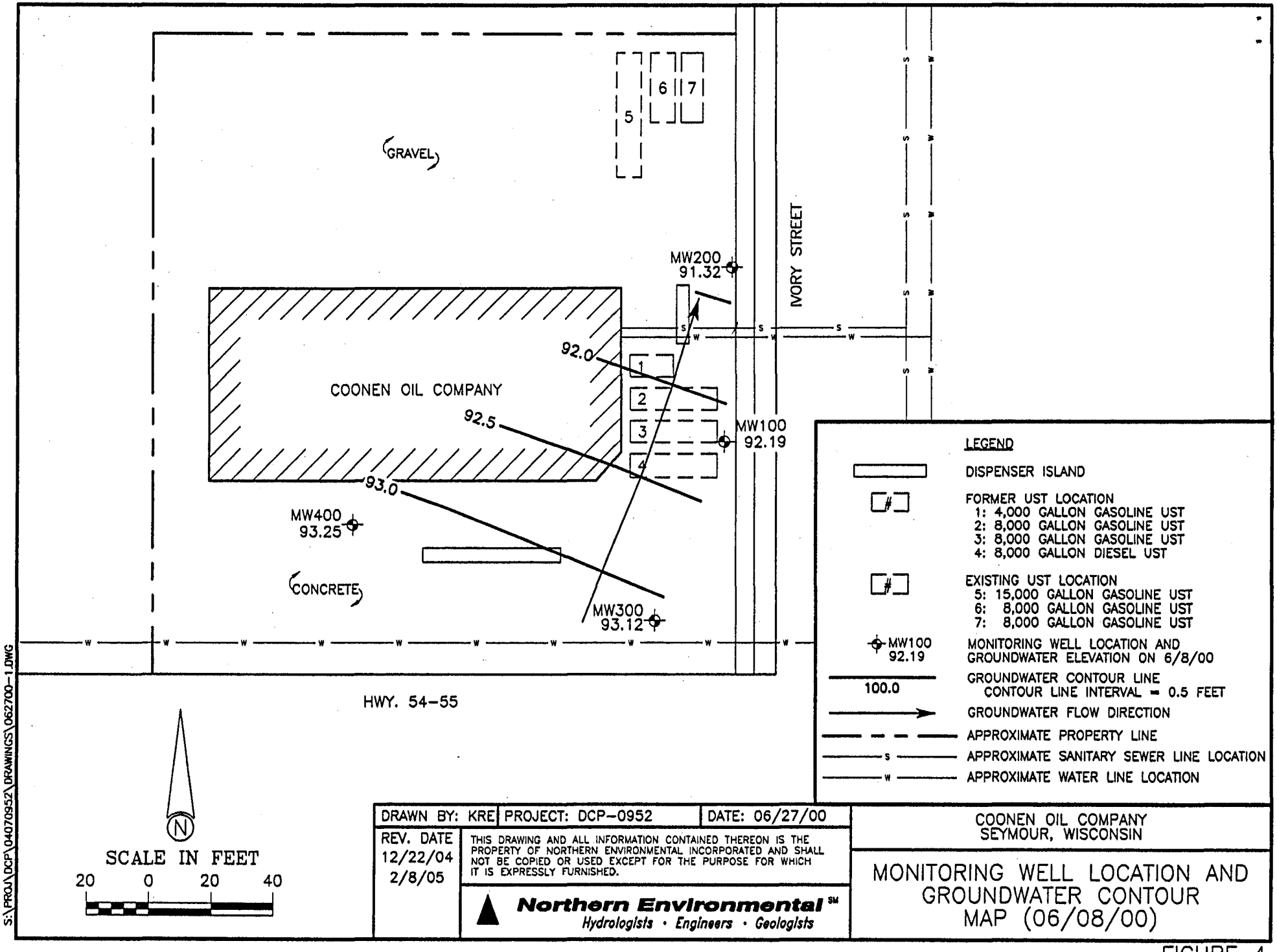

S:\PROJ\DCP\04070952\DRAWINGS\062700-1.DWG

DRAWN BY: KRE	PROJECT: DCP-0952	DATE: 06/27/00
REV. DATE 12/22/04 2/8/05	THIS DRAWING AND ALL INFORMATION CONTAINED THEREON IS THE PROPERTY OF NORTHERN ENVIRONMENTAL INCORPORATED AND SHALL NOT BE COPIED OR USED EXCEPT FOR THE PURPOSE FOR WHICH IT IS EXPRESSLY FURNISHED.	

Northern Environmental℠
Hydrologists · Engineers · Geologists

COONEN OIL COMPANY
SEYMOUR, WISCONSIN

MONITORING WELL LOCATION AND GROUNDWATER CONTOUR MAP (06/08/00)

FIGURE 4

File

State of Wisconsin \ DEPARTMENT OF NATURAL RESOURCES

Scott McCallum, Governor
Darrell Bazzell, Secretary
Ronald W. Kazmierczak, Regional Director

Oshkosh Service Center
625 East County Road Y, STE 700
Oshkosh, Wisconsin 54901-9731
TELEPHONE 920-424-3050
FAX 920-424-4404

July 29, 2002

Mark Coonen
Coonen Trust
741 Brookwood Drive
Seymour, Wisconsin 54165

Subject: Status Update Request for Coonen Oil Company, Seymour, WI
WDNR BRRTS # 03-45-213120

Dear Mr. Coonen:

I am writing to request an update on the status of the above referenced property. On November 7, 2001 the Department received a Project Status Update from Mark Foht of Northern Environmental for the above referenced site. Since November 2001 the Department has not received any correspondence on this case.

Please provide the Department with a letter or report documenting the most recent site investigation/remediation activities taking place at the above referenced site. **Within 14 days of receipt of this letter, please respond in writing to the Department.** Failure to provide an adequate response may result in a recommendation for enforcement action.

I anticipate your cooperation and thank you for your timely response in this matter. If you have any questions or comments, please feel free to contact me at 920-303-5435.

Sincerely,

Cheryl Laatsch

Cheryl Laatsch
Hydrogeologist
Bureau of Remediation & Redevelopment

Cc: Mark Foht, Northern Environmental, 954 Circle Drive, Green Bay WI 54304

WISCONSIN
DEPT. OF NATURAL RESOURCES

State of Wisconsin \ DEPARTMENT OF NATURAL RESOURCES

Scott McCallum, Governor
Darrell Bazzell, Secretary
Ronald W. Kazmierczak, Regional Director

Oshkosh Service Center
625 East County Road, Suite 700
Oshkosh, WI 54901-9731
Telephone 920-424-3050
FAX 920-424-4404
TTY 920-492-5912

May 20, 2002

Mark Coonen
Coonen Incorporated
1043 Ivory Street
Seymour, WI 54165

FILE

SUBJECT: Request for Case Status Update
Coonen Oil Company, 1043 Ivory Street, Seymour
WDNR BRRTS #: 03-45-213120

Dear Mr. Coonen:

I am writing to request an update on the status of the above referenced leaking underground storage tank case. On November 7, 2001, the Department received the Project Status Update by Mark Foht of Northern Environmental and submitted on behalf of the above referenced site. Since this time the Department has not received any correspondence on this case.

Please provide the Department with a letter or report documenting the most recent site investigation/remediation activities taking place at the above referenced site. **Within 14 days of receipt of this letter,** please respond in writing to the Department. Failure to provide an adequate response may result in a recommendation for enforcement action.

I anticipate your cooperation and thank you for your timely response in this matter. If you have any questions or comments, please feel free to contact me in Oshkosh at 920-303-5435.

Sincerely,

Cheryl Laatsch
Hydrogeologist
Bureau for Remediation & Redevelopment

cc: Mark Foht, Northern Environmental, 954 Circle Drive, Green Bay, WI 54304

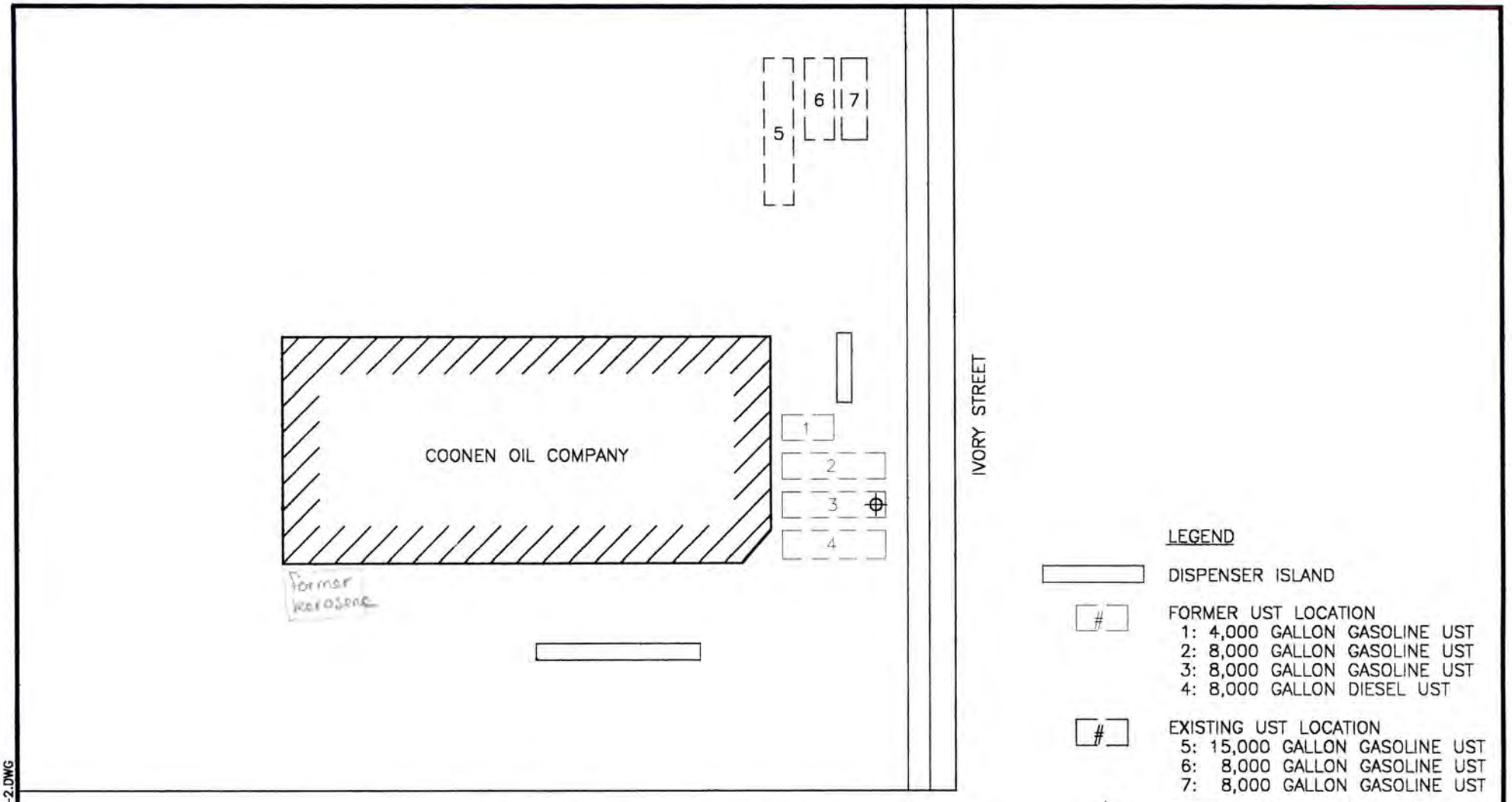

N

SCALE IN FEET

20 0 20 40

S:\PROJ\DCP\04070952\DRAWINGS\091599-2.DWG

DRAWN BY: SXM	PROJECT: DCP-0952	DATE: 9/15/99
REV. DATE	THIS DRAWING AND ALL INFORMATION CONTAINED THEREON IS THE PROPERTY OF NORTHERN ENVIRONMENTAL INCORPORATED AND SHALL NOT BE COPIED OR USED EXCEPT FOR THE PURPOSE FOR WHICH IT IS EXPRESSLY FURNISHED.	

Northern Environmental℠
Hydrologists · Engineers · Geologists

COONEN OIL COMPANY
SEYMOUR, WISCONSIN

SITE LAYOUT WITH PROPOSED SOIL BORING AND MONITORING WELL LOCATION

FIGURE 2

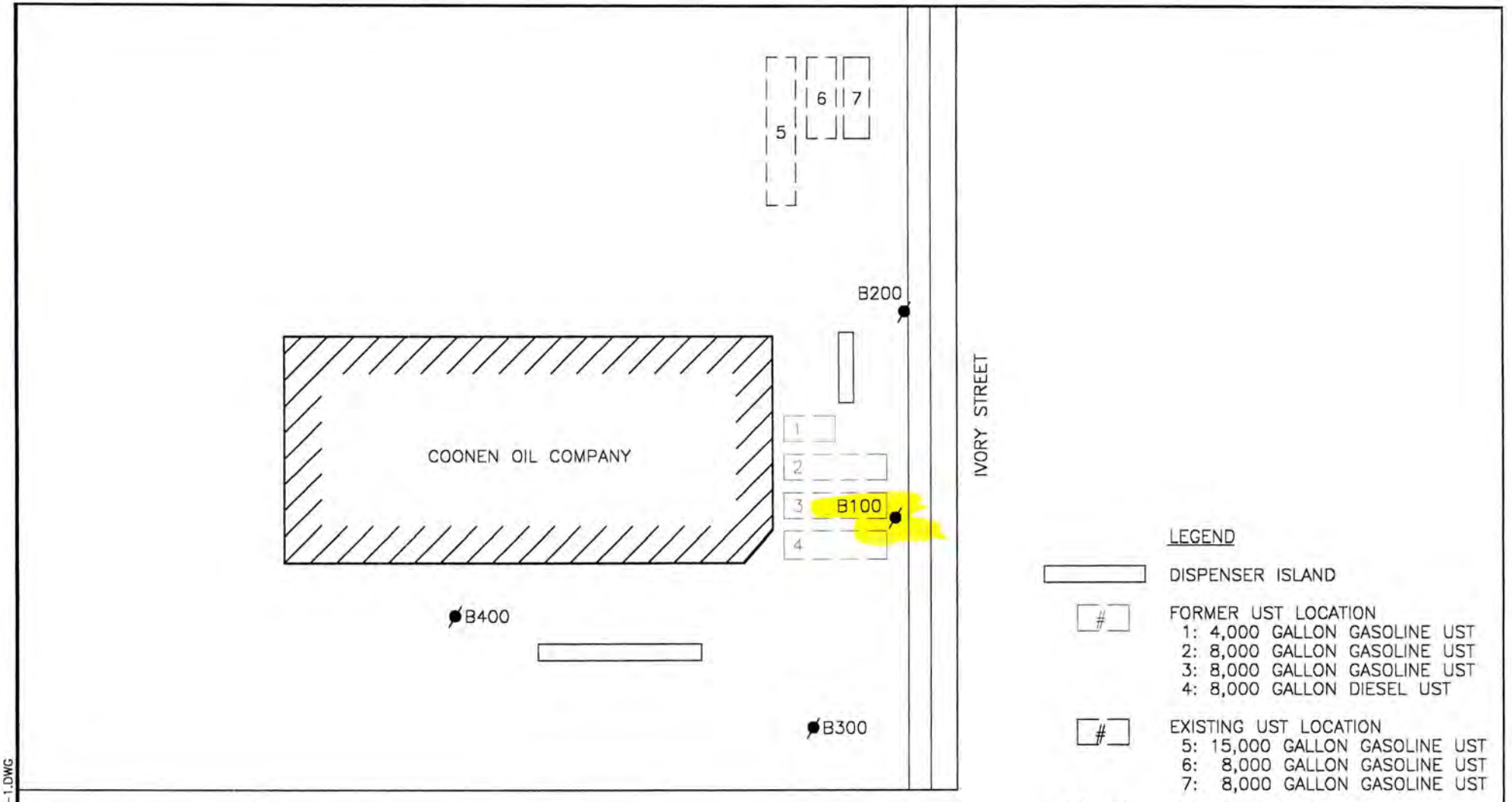

S:\PROJ\DCP\04070952\DRAWINGS\110601-1.DWG

DRAWN BY: JRB	PROJECT: DCP-0952	DATE: 11/6/01
REV. DATE	THIS DRAWING AND ALL INFORMATION CONTAINED THEREON IS THE PROPERTY OF NORTHERN ENVIRONMENTAL INCORPORATED AND SHALL NOT BE COPIED OR USED EXCEPT FOR THE PURPOSE FOR WHICH IT IS EXPRESSLY FURNISHED.	

Northern Environmental SM
Hydrologists · Engineers · Geologists

COONEN OIL COMPANY
SEYMOUR, WISCONSIN

SOIL BORING LOCATIONS

FIGURE 1

Table 1 Soil Analytical Results, Coonen Inc., Seymour, WI

Boring Number	Sample Number	Sample Depth (feet)	Date Sampled	DRO (mg/kg)	GRO (mg/kg)	Lead (mg/kg)	Relevant and Significant Analytical Results (µg/kg)											
							Benzene	n-Butylbenzene	sec-Butylbenzene	Ethylbenzene	Isopropylbenzene	p-Isopropyltoluene	Naphthalene	n-Propylbenzene	Toluene	1,2,4-Trimethylbenzene	1,3,5-Trimethylbenzene	Xylenes
WAC Residual Contaminant Level				100	100	50	5.5	NE	NE	2900	NE	NE	NE	NE	1500	NE	NE	4100
B100	S102	5-7	11/30/99	**1600**	**590**	< 6	**350**	5400	630	1500	400	490	11000	740	**2800**	76000	26000	**36000**
B200	S202	5-7	03/28/00	< 10	< 10	---	< 25	---	---	< 25	---	---	---	---	< 25	< 25	< 25	< 75
B300	S302	5-7	03/28/00	< 10	< 10	---	< 25	---	---	< 25	---	---	---	---	< 25	32	< 25	< 75
B400	S402	5-7	03/28/00	< 10	< 10	---	< 25	---	---	< 25	---	---	---	---	< 25	< 25	< 25	< 75

Key:

DRO = Diesel Range Organics
GRO = Gasoline Range Organics
MTBE = Methyl-Tertiary-Butyl-Ether
mg/kg = milligrams per kilogram
µg/kg = micrograms per kilogram
--- = Not Analyzed
NE = Not Established by Wisconsin Department of Natural Resources (WDNR)
RCL = Residual Contaminant Level
120 = WDNR Residual Contaminant Level Exceeded

Table 2 Ground-Water Analytical Results, Coonen Oil Company, Seymour, Wisconsin

Well ID	Date Sampled	Relevant and Significant Analytical Results (µg/l) (VOCs)											
		Lead	Benzene	n-Butylbenzene	sec-Butylbenzene	Ethylbenzene	Isopropylbenzene	MTBE	Naphthalene	n-Propylbenzene	Toluene	Trimethylbenzenes	Xylenes
WAC PAL (µg/l)		1.5	0.5	NE	NE	140	NE	12	8	NE	200	96	1000
WAC ES (µg/l)		15	5	NE	NE	700	NE	60	40	NE	1000	480	10000
MW100	12/29/99	3.8	1700	310	< 68	1600	89 "J"	< 62	400 "J"	400	2800	3000	9200
	05/01/00	---	---	---	---	---	---	---	---	---	---	---	---
	06/08/00	---	360	---	---	170	---	25	120 "J"	---	180	1100	950
MW200	05/01/00	< 1	100	290	35	570	60	31	190	210	210	1490	2560
	06/08/00	---	94 "J"	---	---	550	---	< 30	170 "J"	---	120 "J"	1250	2310
MW300	05/01/00	< 1	650	290	44	1100	94	12 "J"	310	300	610	2130	4700
	06/08/00	---	330	---	---	1200	---	< 30	360	---	430	2890	5100
MW400	05/01/00	< 1	56	200	21	430	38	< 4.7	95	140	290	760	1490
	06/08/00	---	< 50	---	---	740	---	< 30	170 "J"	---	540	1240	2780

Key:

MTBE = Methyl-Tertiary-Butyl-Ether
µg/l = micrograms per liter
WAC = Wisconsin Administrative Code
PAL = Preventive Action Limit
ES = Enforcement Standard
NE = Not established by WAC
"J" = Analyte detected between Limit of Detection and Limit of Quantitation
--- = Not analyzed
32 = WAC Preventive Action Limit Exceeded
32 = WAC Enforcement Standard Exceeded

f:\srf\proj\dcp\0952\wla001

State of Wisconsin \ DEPARTMENT OF NATURAL RESOURCES

Tommy G. Thompson, Governor
George E. Meyer, Secretary
Ronald W. Kazmierczak, Regional Director

Shawano Office
647 Lakeland Rd.
Shawano, Wisconsin 54166-3843
Telephone 715-524-2183
FAX 715-524-3214

COPY

August 31, 2000

Mr. John Dunbar
1020 S. Main St.
Seymour, WI 54165

Subject: Closure Approval, with Restrictions for former Dunbar Service Station, 1020 S. Main St., Seymour, WI; WDNR # 03-45-000013.

Dear Mr. Dunbar:

The Department's Case Closeout Committee in the Northeast Region has completed a review of the above-referenced petroleum contamination case and has approved it for closure. Your case closure letter has the following two significant parts:

1. General case closure criteria.
2. Groundwater Use Deed Restriction

Please read this entire letter. It addresses each of these topics with subtitled indented paragraphs.

1. General Case Closure

The case closure panel reviews environmental remediation cases for compliance with state laws, standards, and guidelines to maintain consistency in the closeout of cases. At the present time, it appears that actions have been taken to the extent practicable to restore the environment and minimize the harmful effects from this discharge to the air, lands and waters of this state. Please be aware that this letter does not absolve the current or any future owner of this property from future decisions regarding this site or impacts which may be discovered and/or traced back to past or future activities at this site. If additional information in the future indicates that further investigation or cleanup is warranted, the Department will require that appropriate action be taken at that time.

2. Deed Notice of Remaining On-site Groundwater Contamination.

Groundwater contamination in excess of NR140 Enforcement Standards for benzene remains at the site. However monitoring data indicates that natural attenuation will remediate the remaining contamination in a reasonable period of time. As a condition of closure, the Department is requiring that a groundwater use restriction be placed on the property deed indicating this condition and special requirements that will be necessary to construct a well on the property.

Please send me a copy of the current property deed as filed with the Outagamie County Register of Deeds. The deed must have a detailed property description and the name of the current property owner. A certified survey map if available, should also be included. The Department will prepare the groundwater use restriction based on this information and return it to the appropriate person for

filing at the register of deed office. Please note that the current property owner or an authorized representative must sign the notice.

The Department appreciates the actions you have undertaken to restore the environment at this site. This case will appear as closed on the Department's case tracking system after our receipt of 1) the monitoring well abandonment forms (Form 3300-05B) for all monitoring wells related to this case and 2) documentation that the deed document has been filed at the register of deeds office.

If you have questions regarding this letter, you may contact me at (715) 526-4230.

Sincerely,

Tom Sturm

Tom Sturm
Hydrogeologist
Remediation and Redevelopment Program
E-mail: sturmt@dnr.state.wi.us

C: James B. Hutchison – Foth and Van Dyke, PO Box 19012, Green Bay, WI 54307-9012

Mark Foht 920-592-8444

State of Wisconsin \ DEPARTMENT OF NATURAL RESOURCES

Tommy G. Thompson, Governor
George E. Meyer, Secretary
William R. Selbig, Regional Director

Northeast Region
Remediation & Redevelopment
PO Box 10448, 1125 N. Military Avenue
Green Bay, WI 54307-0448
TELEPHONE 920-492-5916
TELEFAX 920-492-5859

February 22, 1999

Coonen Oil Company
Attn: Mark Coonen
1043 Ivory Street
Seymour, WI 54165

SUBJECT: Petroleum Contamination from Underground Storage Tank System
Coonen Oil Company, 1043 Ivory Street, Seymour
WDNR LUST ID #03-45-213120

Dear Mr. Coonen:

On January 21, 1999, the Department of Natural Resources (DNR) received notification from William Vachon of Robert E. Lee & Associates that petroleum contamination was discovered on December 15, 1998, while performing a tank closure assessment at the above referenced site.

Based on the information received by the DNR, we believe that Coonen Oil is responsible for restoring the environment at this site under Section 292.11, Wisconsin Statutes (hazardous substances spills law). This responsibility includes first investigating the extent of the contamination, then selecting and implementing the most appropriate remedial action. Enclosed is information to help you understand what you need to do to ensure your compliance with the spills law.

The purpose of this letter is threefold: (1) to describe your legal responsibilities; (2) to explain what you need to do to investigate and clean up the contamination; and (3) to provide you with information about cleanups, environmental consultants, and working cooperatively with the DNR.

Legal Responsibilities:

Your legal responsibilities are defined both in statute and administrative code. The hazardous substances spill law, Section 292.11(3) Wisconsin Statutes, states:

> RESPONSIBILITY. A person who possesses or controls a hazardous substance which is discharged or who causes the discharge of a hazardous substance shall take the actions necessary to restore the environment to the extent practicable and minimize the harmful effects from the discharge to the air, lands, or waters of the state.

Wisconsin Administrative Codes NR 700 through NR 728 establish requirements for emergency and interim actions, public information, site investigations, design and operation of remedial action systems, and case closure. Chapter NR 708 includes provisions for immediate actions in response to limited contamination. Wisconsin Administrative Code NR 140 establishes groundwater standards for contaminants that reach groundwater.

Steps to Take

The longer contamination is left in the environment, the farther it can spread and the more it may cost to clean up. Quick action may lessen damage to your property and to neighboring properties and reduce your costs in investigating and cleaning up the contamination. To ensure that your cleanup complies with Wisconsin's laws and administrative codes, you should hire a professional environmental consultant who understands what needs to be done. These are the first four steps to take:

1. **By March 30, 1999,** please submit written verification (such as a letter from the consultant) that you have hired an environmental consultant (we would like a contact name, mailing address and phone number). If you cannot meet this timeline, please send a request for an extension, in writing, to the name listed at the bottom of this page, indicating the reason why the timeline cannot be met and when you expect to be able to meet this requirement.

2. **By April 30, 1999,** your consultant must submit a workplan and a schedule for conducting the investigation. The consultant must follow the Department's administrative codes and our technical guidance documents. Please include with the workplan a copy of any previous information that has been completed for your site (such as an underground tank removal report or a preliminary soil excavation report).

3. Please keep us informed of what is being done at your site. You or your consultant must provide us with a brief report at least every 90 days starting after your workplan is submitted. These quarterly reports should summarize the work completed since the last report. Quarterly reports need only include one or two pages of text, plus any relevant maps and tables. Should conditions at your site warrant, you may receive a letter requiring more frequent contacts with the Department.

4. When the site investigation is complete, your consultant must submit a full report on the extent and degree of soil and groundwater contamination and a proposal for cleaning up the contamination.

Due to the number of contaminated sites and our staffing levels, we will be unable to respond to each report. To maintain your compliance with the spills law and chapters NR 700 through NR 728, do not delay the investigation and cleanup by waiting for DNR responses. We have provided detailed technical guidance to environmental consultants. Your consultant is expected to be familiar with our technical procedures and administrative codes and should be able to answer your questions on meeting Wisconsin's cleanup requirements.

Any questions regarding this site should be directed to the following DNR staff person; all correspondence and reports should be sent to the Department at the address below:

Wisconsin Department of Natural Resources
Attn: Jennifer Tobias (920-424-7887)
Box 2565
Oshkosh, WI 54903

If the contamination doesn't include groundwater, the responsibility for governmental oversight of this site will be transferred to the Wisconsin Department of Commerce in accordance with Wisconsin Act 27.

Unless otherwise requested, **please send only one duplexed copy of all plans and reports.** Correspondence and reports should be identified with the assigned WDNR ID number and name of the site, which can be found on the first page of this letter.

Information for Site Owners:

Enclosed is a list of environmental consultants and some important tips on selecting a consultant. If you are eligible for reimbursement of costs under Wisconsin's PECFA program (see last paragraph), you will need to compare at least three consultants' proposals before hiring a consultant. Consultants and laboratories working in the PECFA program are required to carry errors and omissions insurance to help protect you against unsuitable work. Also enclosed are materials on controlling costs, understanding the cleanup process, and choosing a site cleanup method. This information has been prepared to help you understand your responsibilities and what your environmental consultant needs to do. Please read this information carefully.

Financial Information:

Reimbursement from the Petroleum Environmental Cleanup Fund (PECFA) is available for the costs of cleaning up contamination from eligible petroleum storage tanks. The Wisconsin Department of Commerce (DCOM) administers the fund. Please contact DCOM at (608) 266-2424 for more information on eligibility and regulations for this program.

Thank you for your cooperation.

Sincerely,

Janis DeBrock

Janis DeBrock, Program Assistant

Enc: Selecting An Environmental Consultant; Consultant List
Controlling UST Cleanup Costs Factsheets
Quarterly Updates for Cleanup of Contaminated Properties
Cleanup Process for Emergency & Remedial Response Program
Cleanup Methods for Petroleum Contaminated Soil & Groundwater
Information About PECFA

cc: William Vachon, Robert E. Lee & Associates, 2825 S. Webster Avenue, Green Bay, WI 54301

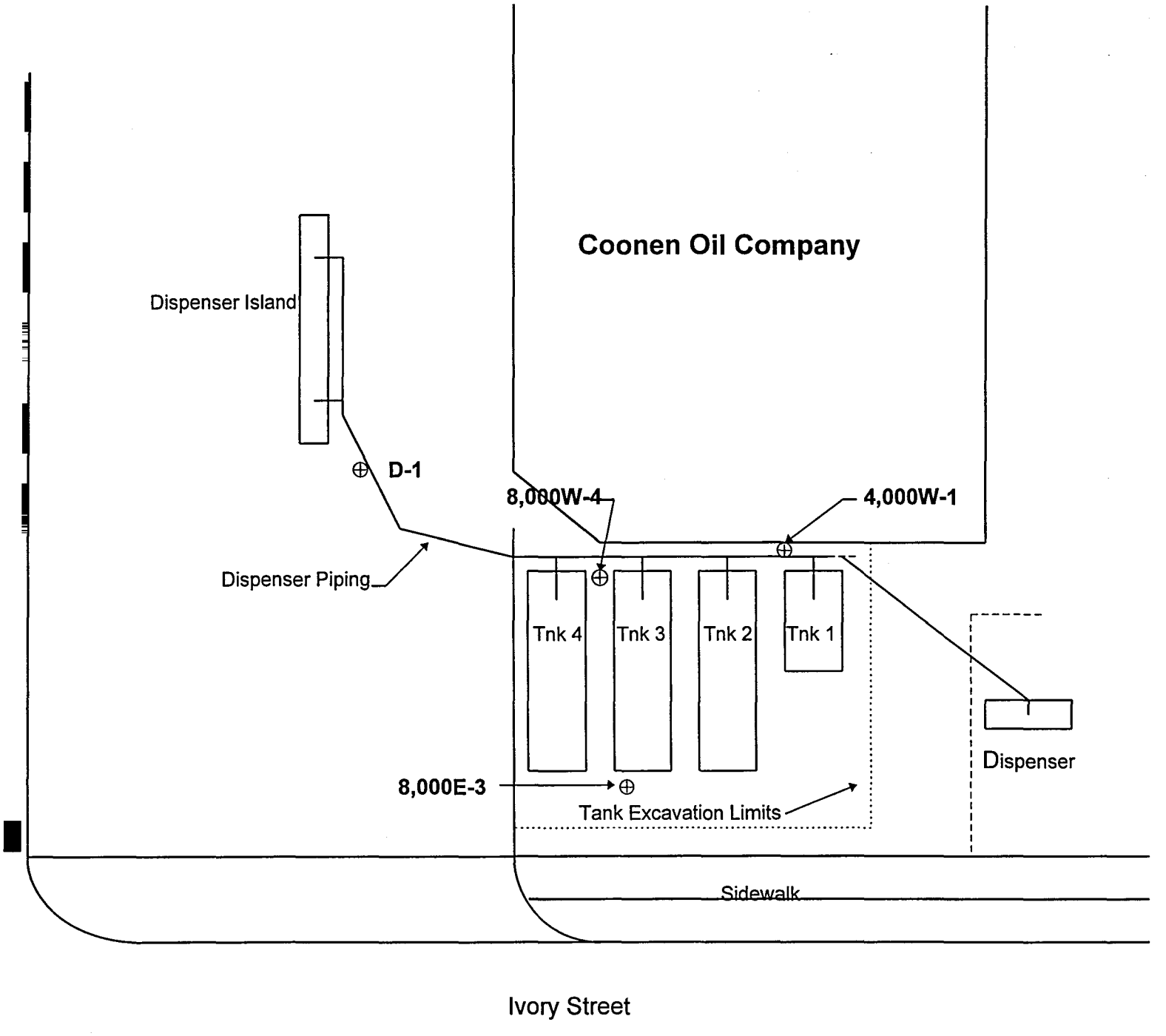

NORTH

Legend
⊕ = Sample Location

NOT TO SCALE

FIGURE 1
SITE LOCATION MAP

COONEN OIL COMPANY
1043 IVORY STREET
SEYMOUR, WI

PHOTO 1 View of the product and vent piping along the east side of the building.

PHOTO 2 View of the former dispenser island area. New island being installed.

PHOTO 3 View of the dispenser island to the south of the building.

PHOTO 4 View of the 4,000 gallon gasoline tank being removed Tank 1.

PHOTO 5 View of the 8,000 gallon gasoline tank being removed. Tank 2.

PHOTO 6 View of the excavation for the 8,000 gallon gasoline tank. Tank 3.

PHOTO 7 View of the 8,000 gallon diesel fuel tank prior to removal.

BRRTS on the Web

Click the Location Name or FID below to view Location Details page for this Activity. Other Activities, if present, may be accessed from Location Details.

Basic Search > Search Results > 04-45-559757 Activity Details

04-45-559757 COONEN SHELL SPILL

CLOSED SPILL

Location Name (Click Location Name or FID to View Location Details)				County	WDNR Region
COONEN INC				OUTAGAMIE	NORTHEAST
Address				Municipality	
1043 IVORY ST				SEYMOUR	
PLSS Description	Latitude	Longitude	Google Maps	RR Sites Map	
SW 1/4 of the SW 1/4 of Sec 33, T24N, R18E	44.501174	-88.3293199	CLICK TO VIEW		
Additional Location Description				Size (Acres)	Facility ID
CORNER OF IVORY ST & HWY 54				UNKNOWN	445154270

Jurisdiction	PECFA No.	EPA Cerclis ID	Start Date	End Date	Last Action
DNR RR			2012-01-24	2012-02-16	2013-11-03

Characteristics

PECFA Tracked?	EPA NPL Site?	Eligible for PECFA Funds?	Above Ground Storage Tank?	Drycleaner?	Co-Contamination?	WI DOT Site?	COs Apply?
No	No	No	No	No	No	No	No

Actions

Place Cursor Over Action Code to View Description

Date	Code	Name	Comment
2012-01-24	1	Spill Incident Occurred	
2012-01-24	5	Notification of Hazardous Substance Spill	
2012-02-16	11	Spill Activity Closed	

Spill Information

Incident Date	Reported Date	Investigator	Location Type
01/24/2012	01/24/2012	W YOUNG	Gas or Service Station/Garage/Auto Dealer/Repair Shop

Cause: THE STATION HAD 11 55-GALLON METAL DRUMS WITH A COMBINATION OF DIESEL FUEL AND WATER WHICH HAD BEEN PUMPED OUT OF THE TANK FILLER SUMPS OVER THE COURSE OF 10 YEARS. THE DRUMS WERE LEFT OUTSIDE AND ONE

Comment: MOELLER WAS CONTACTED BY BOB HERUBIN - NRP CONSULTANTS - BOB IS WORKING ON THE SPILL CLEAN UP AND WILL SEND MOELLER A REPORT WHEN COMPLETE. 02-16-2012, MOELLER RECEIVED THE CLEAN UP REPORT FROM BOB HERUBIN. THE SPILL WAS CLEANED UP TO THE EXTENT PRACTICAL. SPILL CASE CLOSED.

Spiller Actions

Action	Comment
Cleanup Method - Absorbent	OIL DRY AND ABSORBENT PADS
Products/Waste Removed	DRUMS REMOVED
Contractor Hired	NRP CONSULTANTS

Substances			
Substance	**Type**	**Est Amt Released**	**Units**
Diesel Fuel (UNK AMT)	Petroleum	0	

Who	
Role	**Name/Address**
Responsible Party	COONEN OIL CO 1043 IVORY ST SEYMOUR, WI 54165

BRRTS data comes from various sources, both internal and external to DNR. There may be omissions and errors in the data and delays in updating new information. Please see the disclaimers page for more information. We welcome your Feedback.

COONEN INC
1043 IVORY ST
SEYMOUR, WI 54165

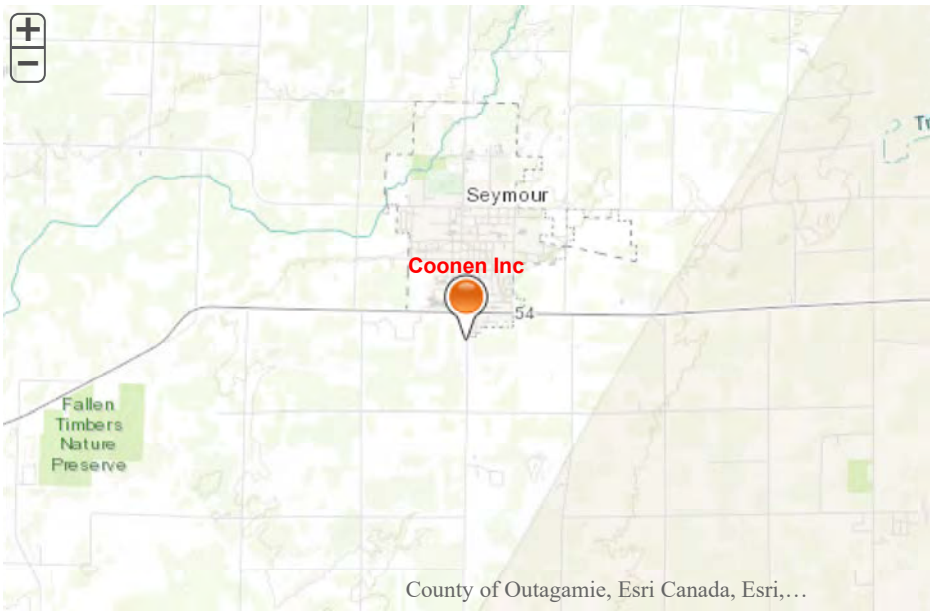

**You can navigate within the map with your mouse.*

EPA Facility Information

This query was executed on NOV-22-2019

RCRAInfo

HANDLER ID:	WIR000045161

No NAICS Codes are available for the facility listed above.

HANDLER / FACILITY CLASSIFICATION

Unspecified Universe for the facility listed above.

HANDLER TYPE	LAND DISPOSAL	INCINERATOR	BOILER AND OR INDUSTRIAL FURNACE	STORAGE	TREATMENT

HANDLER TYPE
Not in a universe

No PROCESS INFORMATION is available for the facility listed above.

Additional Information can be obtained from Resource Conservation and Recovery Information **RCRAInfo** Search.

Related Topics: Envirofacts

FRS

FRS Facility Detail Report

COONEN INC

EPA Registry Id: 110005540370
1043 IVORY ST
SEYMOUR, WI 54165

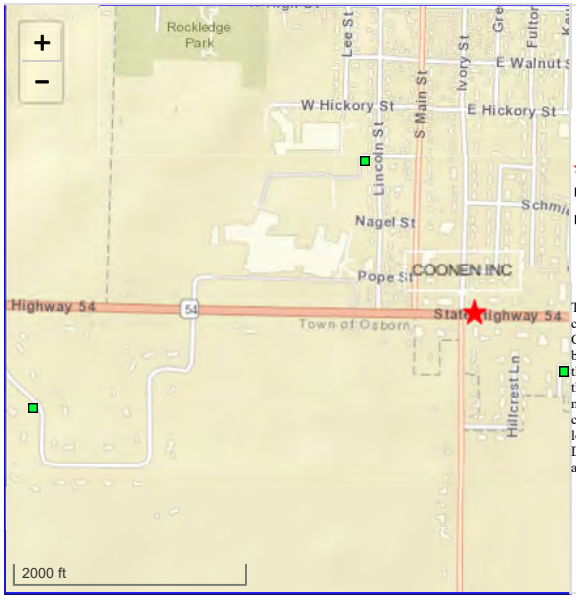

Legend

- Selected Facility
- EPA Facility of Interest
- State/Tribe Facility of Interest

The facility locations displayed come from the FRS Spatial Coordinates tables. They are the best representative locations for the displayed facilities based on the accuracy of the collection method and quality assurance checks performed against each location. The North American Datum of 1983 is used to display all coordinates.

Facilty Registry Service Links:

- Facility Registry Service (FRS) Overview
- FRS Facility Query
- FRS Organization Query
- EZ Query
- FRS Physical Data Model
- FRS Geospatial Model

Environmental Interests

Information System	System Facility Name	Information System Id/Report Link	Environmental Interest Type	Data Source	Last Updated Date	Supplemental Environmental Interests:
RESOURCE CONSERVATION AND RECOVERY ACT INFORMATION SYSTEM	COONEN INC	WIR000045161	UNSPECIFIED UNIVERSE (N)	RCRAINFO	04/04/2008	

Additional EPA Reports: MyEnvironment Enforcement and Compliance Site Demographics Facility Coordinates Viewer Environmental Justice Map Viewer Watershed Report

Standard Industrial Classification Codes (SIC)

No SIC Codes returned.

Facility Codes and Flags

EPA Region:	05
Duns Number:	
Congressional District Number:	08
Legislative District Number:	WI
HUC Code/Watershed:	04030202 / WOLF
US Mexico Border Indicator:	
Federal Facility:	NO
Tribal Land:	NO

Alternative Names

No Alternative Names returned.

Organizations

Affiliation Type	Name	DUNS Number	Information System	Mailing Address
OWNER	COONEN INC		RCRAINFO	

National Industry Classification System Codes (NAICS)

No NAICS Codes returned.

Facility Mailing Addresses

Affiliation Type	Delivery Point	City Name	State	Postal Code	Information System
FACILITY MAILING ADDRESS	1043 IVORY ST	SEYMOUR	WI	54165	RCRAINFO

Contacts

No Contacts returned.

Query executed on: NOV-22-2019

F038-2(20) 4-18

PR.A. DIV. 5 N

F038-2(20) 5 114

BENCH MARKS

NO.	STATION	DESCRIPTION	ELEV.
67	699+82	SPIKE IN 20" ELM - 100LT	855.29
68	708+55	SPIKE IN 10"APPLE - 75RT.	851.27
69	714+70	SPIKE IN 18"BOX EL.-75LT.	847.06
70	719+20	SPIKE IN N.E. COR. OF BOT. CONC. STEP - 65RT.	837.84

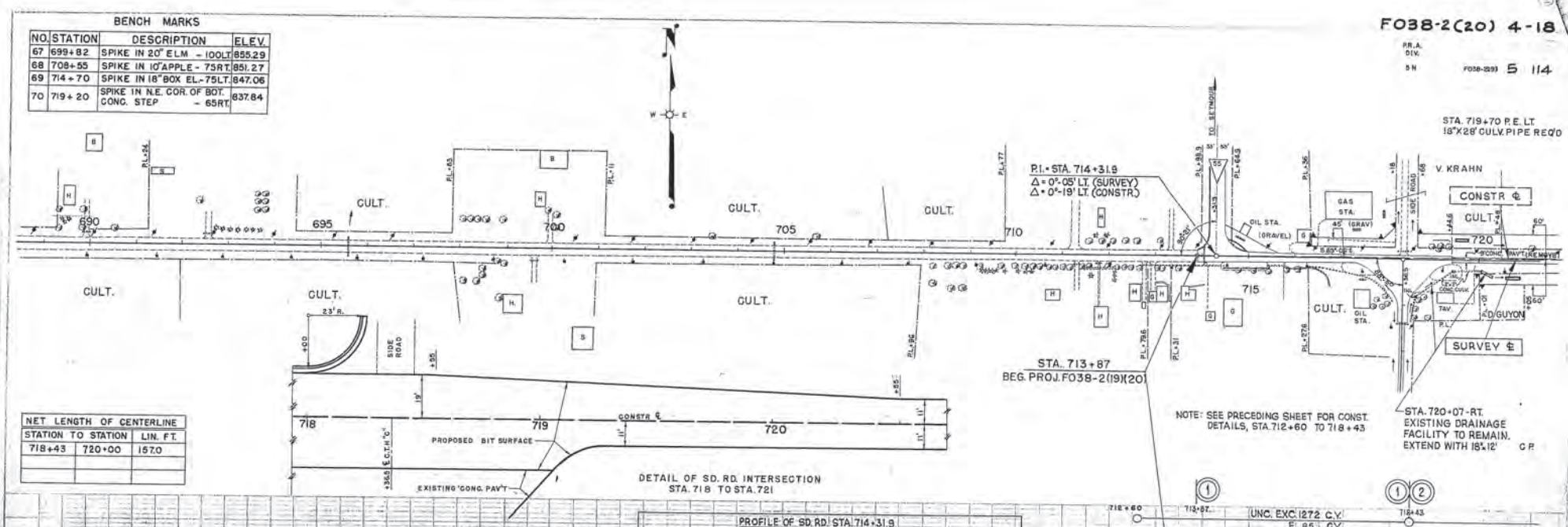

NET LENGTH OF CENTERLINE		
STATION	TO STATION	LIN. FT.
718+43	720+00	157.0

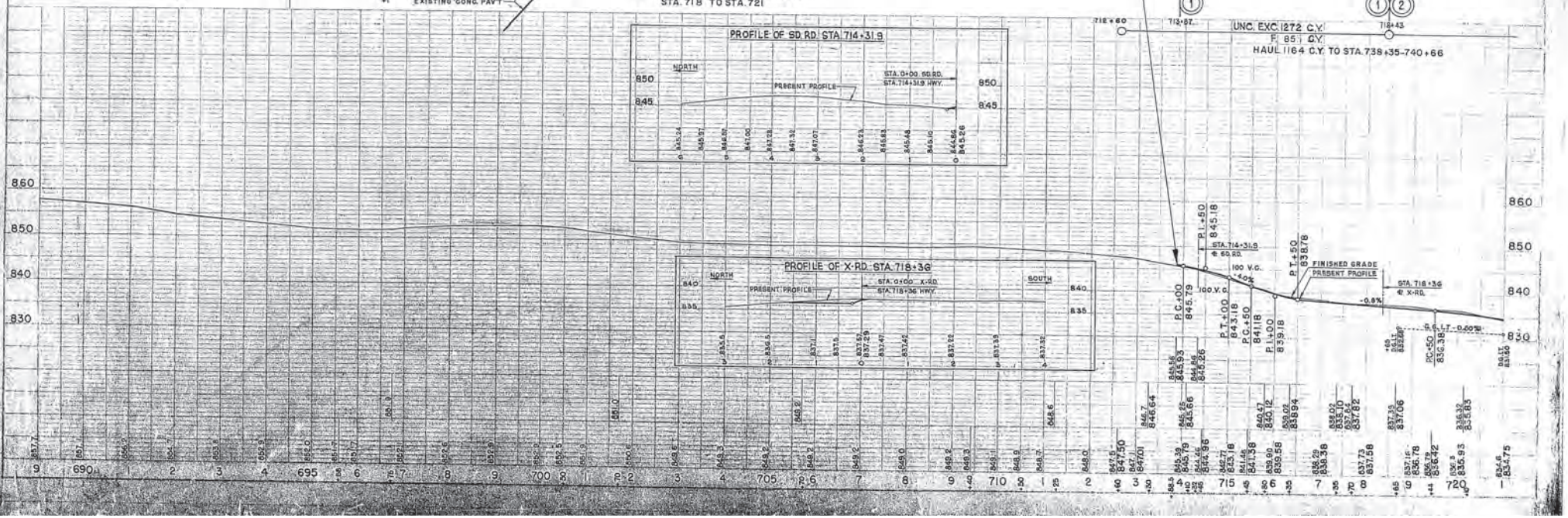

F038-2(20) 5-18

F 038-2(19) G 114

BENCH MARKS

NO.	STATION	DESCRIPTION	ELEV.
69	714+70	SPIKE IN 18" BOX EL. 75' LT.	847.06
70	719+20	NE. COR. BOT. CONC. STEP 65' RT.	837.84

STA. 714+10 LT.
TYPE "F" C.B. REQ'D.
DISCH. 41.10
BOTTOM 38.92
DEPTH 4.50'
12"X60' R.C.C.P. REQ'D.

STA. 714+54 LT.
TYPE "F" C.B. REQ'D.
DISCH. 41.10
BOTTOM 38.92
DEPTH 4.50
8"X44' NON-R.C.S.P. REQ'D.

STA. 717+98 LT.
TYPE "F" C.B. REQ'D.
DIS. 34.12 BOTT. 31.95
DEPTH 4.00
8"X15' NON-R.C.S.P. REQ'D.

STA. 718+17 LT.
ST'D. 42" M.H. REQ'D.
F.L. 33.20
DEPTH 2.60

STA. 718+19 - 718+64 LT
15"X46' R.C.C.P. REQ'D.
I. 33.20 D. 33.0

STA. 712+60 RT.
ST'D 42" M.H. REQ'D.
F.L. 41.90
DEPTH 4.00'

STA. 712+40 - 712+58 RT
12"X18' R.C.C.P. REQ'D.
INLET GRATE REQ'D.

STA. 712+62-714+53
10"X191' NON-R.C.S.P.

STA. 713+87 BEG. OF
PROJ. F 038-2 (19)

STA. 714+47 RT.
TYPE "F" C.B. REQ'D.
DISCH. 41.43
BOTTOM 39.26
DEPTH 4.00'
8"X6' NON-R.C.S.P. REQ'D.

STA. 714+55 RT.
ST'D. 42" M.H. REQ'D.
F.L. 38.00
DEPTH 5.15

STA. 714+57-716+23 RT.
10"X166' NON-R.C.S.P REQ'D.

STA. 716+27-717+43 RT.
15"X116' R.C.C.P. REQ'D.

STA. 716+25 RT.
ST'D 42" M.H. REQ'D.
F.L. 34.20
DEPTH 3.30

STA. 717+35 RT.
TYPE "F" C.B. REQ'D.
DISCH. 34.62
BOTT. 32.45
DEPTH 4.00
8"X8' NON-R.C.S.P. REQ'D.

STA. 717+45 RT.
ST'D. 42" M.H. REQ'D.
F.L. 33.60
DEPTH 2.90

STA. 717+77 ℄
15"X75' R.C.C.P. REQ'D.

NET LENGTH OF CENTERLINE		
STATION TO STATION		LIN. FT.
713+87	718+43	456.0

(SEE NEXT PLAN SHEET FOR YARDAGE QUANTITIES)

CONC. SURF. DRAIN REQ'D.

GENERAL NOTES

THE EXACT LOCATIONS OF PRIVATE ENTRANCES AND RIGHT OF WAY MARKERS SHALL BE DETERMINED BY THE ENGINEER IN THE FIELD.

CU. YDS OF "F" AS SHOWN ON PLAN SHEETS PERTAINS TO EMBANKMENT CONSTRUCTED FROM UNCLASSIFIED EXCAVATION AND WAS COMPUTED WITH A SHRINKAGE ALLOWANCE VARYING FROM 25 % TO 35 %.

LEGEND

UNC. EXC.	UNCLASSIFIED EXCAVATION
M. EXC.	MARSH EXCAVATION
F.	FILL
B.	BORROW
C.P.	CONCRETE PAVEMENT
R.C.C.P.	REINF. CONC. CULV. PIPE
NON-R.C.S.P.	NON-REINF. CONC. SEWER PIPE
C.S.S.M.C.P.	CORR. GALV. SHEET METAL CULV. PIPE
C.B.	CATCH BASIN
M.H.	MANHOLE
INL.	INLET
P.E.	PRIVATE ENTRANCE
	EXISTING FACILITIES TO BE REMOVED
	OLD ROAD OBLITERATION

GUTTER FLOW LINE
EDGE OF GUTTER
TOP OF CURB
TOP OF PAV'T AT ℄

PRESENT PROFILE
V.C. 100'

PARALLEL TO ℄

TOP OF PAV'T AT ℄
TOP OF CURB
EDGE OF GUTTER
GUTTER FLOW LINE

| | | |

Appendix B

Boring Logs

Bay West
Customer-Focused Environmental & Industrial Solutions

Bay West
5 Empire Drive
St. Paul, MN 55103
Telephone: 800-279-0456
Fax: 651-291-0099

SOIL BORING LOG

BOREHOLE NO. **SB-01**		
PROJECT NO. / NAME **6230-20-00 / STH-54 Seymour**	LOCATION **Site 5/Condon Oil Mobil Station and Site 6/Coonen Oil Station**	
APPROVED BY **Paul Raymaker**	**Seymour, WI**	
DRILLING CONTRACTOR **Probe Technologies, Inc**	DRILLER'S NAME	STATION
DRILLING EQUIPMENT / METHOD **Geoprobe / Direct Push**	SIZE / TYPE OF BIT **2 inch**	START - FINISH DATE **9/29/21 - 9/29/21**
LOGGED BY **Sam Gans**	SAMPLING METHOD **Macrocore**	START - FINISH TIME **-**
NORTHING **394341.644299999**	EASTING **4928352.084**	DEPTH TO GROUNDWATER **7.82'**

Depth, ft bgs	Recovery (ft)	Graphic Log	Visual Description	Geology	Analytical Sample Number	Sample Interval	Temp. Well Construction	Headspace Values (ppm)
1			Topsoil.					
2			Reddish brown silty clay, poorly graded, dry, loose, low density, low plasticity.					3.8
3								
4			Same as prior but moist and medium plasticity.					0
5			Reddish brown silty clay with sparse coarse grains, dark brown/black streaks, medium plasticity, moist.					0
6			Pebble in core.					
7			Reddish brown clay, dry, very dense, sparse pebbles, crumbly.					0
8							▽	
9								
10			Dark grey silty clay, loose, low plasticity, wet, petrol odor.					101.4
			End of boring at 10.5 ft bgs due to refusal.					

MNDOT BORING LOG WISDOT_STH54-SEYMOUR_J210618.GPJ BAY WEST BORING LOG TEMPLATE.GDT 11/2/21

Bay West
Customer-Focused Environmental & Industrial Solutions

Bay West
5 Empire Drive
St. Paul, MN 55103
Telephone: 800-279-0456
Fax: 651-291-0099

SOIL BORING LOG

BOREHOLE NO. **SB-02**		
PROJECT NO. / NAME **6230-20-00 / STH-54 Seymour**	LOCATION **Site 5/Condon Oil Mobil Station and Site 6/Coonen Oil Station**	
APPROVED BY **Paul Raymaker**	**Seymour, WI**	
DRILLING CONTRACTOR **Probe Technologies, Inc**	DRILLER'S NAME	STATION
DRILLING EQUIPMENT / METHOD **Geoprobe / Direct Push**	SIZE / TYPE OF BIT **2 inch**	START - FINISH DATE **9/29/21 - 9/29/21**
LOGGED BY **Sam Gans**	SAMPLING METHOD **Macrocore**	START - FINISH TIME **-**
NORTHING **394327.6621**	EASTING **4928364.366**	DEPTH TO GROUNDWATER **'**

Depth, ft bgs	Recovery (ft)	Graphic Log	Visual Description	Geology	Analytical Sample Number	Sample Interval	Temp. Well Construction	Headspace Values (ppm)
1			Loose sand, grey, well graded, coarse to very coarse, sparse pebbles.					
			Clayey sand, dark brown, dry, loose, v fine-fine, subangular.					2.9
2								
			Dry, clay, brown, med plasticity, med density.					
3								21.3
4			Moist, reddish brown, clay, med plasticity, med density, sparse coarse grains, mild petro odor.					
5								16
6								
7			Sand lense w/ coarse grains to pebbles, some broken rock, tan sands, subangular, well graded.					73.8
8			Moist, reddish brown, clay, med plasticity, med density, sparse coarse grains, mild petro odor.					
			End of boring at 8 ft bgs due to refusal.					

MNDOT BORING LOG WISDOT_STH54-SEYMOUR_J210618.GPJ BAY WEST BORING LOG TEMPLATE.GDT 11/2/21

Bay West
Customer-Focused Environmental & Industrial Solutions

Bay West
5 Empire Drive
St. Paul, MN 55103
Telephone: 800-279-0456
Fax: 651-291-0099

SOIL BORING LOG

BOREHOLE NO. **SB-03**		
PROJECT NO. / NAME **6230-20-00 / STH-54 Seymour**	LOCATION **Site 5/Condon Oil Mobil Station and Site 6/Coonen Oil Station**	
APPROVED BY **Paul Raymaker**	**Seymour, WI**	
DRILLING CONTRACTOR **Probe Technologies, Inc**	DRILLER'S NAME	STATION
DRILLING EQUIPMENT / METHOD **Geoprobe / Direct Push**	SIZE / TYPE OF BIT **2 inch**	START - FINISH DATE **9/29/21 - 9/29/21**
LOGGED BY **Sam Gans**	SAMPLING METHOD **Macrocore**	START - FINISH TIME **-**
NORTHING **394328.7355**	EASTING **4928353.9975**	DEPTH TO GROUNDWATER **'**

Depth, ft bgs	Recovery (ft)	Graphic Log	Visual Description	Geology	Analytical Sample Number	Sample Interval	Temp. Well Construction	Headspace Values (ppm)
1			Broken up asphalt.					
2			Dark brown silt, moist, petro odor, low plasticity, low density.					4.2
3								71.3
4								
5			Moist, high plasticity, silty clay, brown, petro odor, low density, slight petro odor.					53.8
6			Moist, high plasticity, clay, reddish brown, slight petro odor, very dense.					
7			No recovery.					42.3
8								
9			Dark brown and yellow sandy clay, well graded, fine-coarse with pebbles.					
			End of boring at 9 ft bgs due to refusal.					

MNDOT BORING LOG WISDOT_STH54-SEYMOUR_J210618.GPJ BAY WEST BORING LOG TEMPLATE.GDT 11/2/21

Bay West
Customer-Focused Environmental & Industrial Solutions

Bay West
5 Empire Drive
St. Paul, MN 55103
Telephone: 800-279-0456
Fax: 651-291-0099

SOIL BORING LOG

BOREHOLE NO. **SB-04**		
PROJECT NO. / NAME **6230-20-00 / STH-54 Seymour**	LOCATION **Site 5/Condon Oil Mobil Station and Site 6/Coonen Oil Station**	
APPROVED BY **Paul Raymaker**	**Seymour, WI**	
DRILLING CONTRACTOR **Probe Technologies, Inc**	DRILLER'S NAME	STATION
DRILLING EQUIPMENT / METHOD **Geoprobe / Direct Push**	SIZE / TYPE OF BIT **2 inch**	START - FINISH DATE **9/29/21 - 9/29/21**
LOGGED BY **Sam Gans**	SAMPLING METHOD **Macrocore**	START - FINISH TIME **-**
NORTHING / EASTING **394320.173399999** / **4928345.8264**		DEPTH TO GROUNDWATER **4.95'**

Depth, ft bgs	Recovery (ft)	Graphic Log	Visual Description	Geology	Analytical Sample Number	Sample Interval	Temp. Well Construction	Headspace Values (ppm)
1			Asphalt.					
2			Sandy clay, brown, low density, low plasticity, med-coarse, no odor, well graded.					2.6
3			Silty clay, reddish brown, low plasticitiy, low density, sparse pebbles, no odor.					156.6
4			Sand lens, tan, fine-med, subrounded.					
5			Black clay, low plasticity, med density, mod petro odor, moist.				▽	92
6			Brown clay w/ sparse pebbles, med plasticity, low density, mod petro odor.					
7			Brown, silty sand, saturated, slight petr, fine-med, subrounded.					15000
8								
9								15000
10			Crushed bedrock.					
			End of boring at 10 ft bgs due to refusal.					

MNDOT BORING LOG WISDOT_STH54-SEYMOUR_J210618.GPJ BAY WEST BORING LOG TEMPLATE.GDT 11/2/21

Bay West
Customer-Focused Environmental & Industrial Solutions

Bay West
5 Empire Drive
St. Paul, MN 55103
Telephone: 800-279-0456
Fax: 651-291-0099

SOIL BORING LOG

BOREHOLE NO. **SB-05**		
PROJECT NO. / NAME **6230-20-00 / STH-54 Seymour**	LOCATION **Site 5/Condon Oil Mobil Station and Site 6/Coonen Oil Station**	
APPROVED BY **Paul Raymaker**	**Seymour, WI**	
DRILLING CONTRACTOR **Probe Technologies, Inc**	DRILLER'S NAME	STATION
DRILLING EQUIPMENT / METHOD **Geoprobe / Direct Push**	SIZE / TYPE OF BIT **2 inch**	START - FINISH DATE **9/29/21 - 9/29/21**
LOGGED BY **Sam Gans**	SAMPLING METHOD **Macrocore**	START - FINISH TIME **-**
NORTHING / EASTING **394308.015599999** / **4928340.4915**		DEPTH TO GROUNDWATER **4.46'**

Depth, ft bgs	Recovery (ft)	Graphic Log	Visual Description	Geology	Analytical Sample Number	Sample Interval / Temp. Well Construction	Headspace Values (ppm)
1			Crushed asphalt.				
2			Tan sand, fine-med w/ sparse coarse grains, loose, subangular, well graded.				0.2
3			Black clay, low plasticity, med density, mod petro odor, dry.				234.8
4			No recovery.				
5			Sandy clay, moist, low plasticity, low density.			▽	
6			Sandy clay, dark brown, wet, med plasticity, low density, med petro odor.				218.1
7			Black sandy clay, moist, low plasticity, low density, wet, strong petro odor.				15000
			End of boring at 7 ft bgs due to refusal.				

MNDOT BORING LOG WISDOT_STH54-SEYMOUR_J210618.GPJ BAY WEST BORING LOG TEMPLATE.GDT 11/2/21

Bay West
Customer-Focused Environmental & Industrial Solutions

Bay West
5 Empire Drive
St. Paul, MN 55103
Telephone: 800-279-0456
Fax: 651-291-0099

SOIL BORING LOG

BOREHOLE NO. **SB-06**		
PROJECT NO. / NAME **6230-20-00 / STH-54 Seymour**	LOCATION **Site 5/Condon Oil Mobil Station and Site 6/Coonen Oil Station**	
APPROVED BY **Paul Raymaker**	**Seymour, WI**	
DRILLING CONTRACTOR **Probe Technologies, Inc**	DRILLER'S NAME	STATION
DRILLING EQUIPMENT / METHOD **Geoprobe / Direct Push**	SIZE / TYPE OF BIT **2 inch**	START - FINISH DATE **9/29/21 - 9/29/21**
LOGGED BY **Sam Gans**	SAMPLING METHOD **Macrocore**	START - FINISH TIME **-**
NORTHING **394300.745199999**	EASTING **4928340.4298**	DEPTH TO GROUNDWATER **'**

Depth, ft bgs	Recovery (ft)	Graphic Log	Visual Description	Geology	Analytical Sample Number	Sample Interval	Temp. Well Construction	Headspace Values (ppm)
1			Crushed asphalt.					34.2
2			Tan sand, well graded med-coarse w/ sparse pebbles, loose, subangular.					
3			Dark brown/black clay, low plasticity, low density, moist, no odor.					15000
4			No recovery.					
5			Dark brown silty clay, low plasticity, med density, wet, slight petro odor.					15000
6			End of boring at 6 ft bgs due to refusal.					

MNDOT BORING LOG WISDOT_STH54-SEYMOUR_J210618.GPJ BAY WEST BORING LOG TEMPLATE.GDT 11/2/21

Bay West
Customer-Focused Environmental & Industrial Solutions

Bay West
5 Empire Drive
St. Paul, MN 55103
Telephone: 800-279-0456
Fax: 651-291-0099

SOIL BORING LOG

BOREHOLE NO. **SB-07**		
PROJECT NO. / NAME **6230-20-00 / STH-54 Seymour**	LOCATION **Site 5/Condon Oil Mobil Station and Site 6/Coonen Oil Station**	
APPROVED BY **Paul Raymaker**	**Seymour, WI**	
DRILLING CONTRACTOR **Probe Technologies, Inc**	DRILLER'S NAME	STATION
DRILLING EQUIPMENT / METHOD **Geoprobe / Direct Push**	SIZE / TYPE OF BIT **2 inch**	START - FINISH DATE **9/29/21 - 9/29/21**
LOGGED BY **Sam Gans**	SAMPLING METHOD **Macrocore**	START - FINISH TIME **-**
NORTHING **394291.615199999**	EASTING **4928340.4256**	DEPTH TO GROUNDWATER '

Depth, ft bgs	Recovery (ft)	Graphic Log	Visual Description	Geology	Analytical Sample Number	Sample Interval	Temp. Well Construction	Headspace Values (ppm)
1			Crushed asphalt.					
2			Tan sand, med-coarse w/ sparse pebbles, subangular, well graded.					3.3
3			Dark brown clay, med plasticity, low density, wet, slight petro odor.					
4			No recovery.					35.2
5			Reddish brown clay, med plasticity, med density, moist, no odor.					
6								33.6
			End of boring at 6 ft bgs due to refusal.					

MNDOT BORING LOG WISDOT_STH54-SEYMOUR_J210618.GPJ BAY WEST BORING LOG TEMPLATE.GDT 11/2/21

Bay West
Customer-Focused Environmental & Industrial Solutions

Bay West
5 Empire Drive
St. Paul, MN 55103
Telephone: 800-279-0456
Fax: 651-291-0099

SOIL BORING LOG

BOREHOLE NO. **SB-08**		
PROJECT NO. / NAME **6230-20-00 / STH-54 Seymour**	LOCATION **Site 5/Condon Oil Mobil Station and Site 6/Coonen Oil Station**	
APPROVED BY **Paul Raymaker**	**Seymour, WI**	
DRILLING CONTRACTOR **Probe Technologies, Inc**	DRILLER'S NAME	STATION
DRILLING EQUIPMENT / METHOD **Geoprobe / Direct Push**	SIZE / TYPE OF BIT **2 inch**	START - FINISH DATE **9/29/21 - 9/29/21**
LOGGED BY **Sam Gans**	SAMPLING METHOD **Macrocore**	START - FINISH TIME **-**
NORTHING **394346.538099999**	EASTING **4928319.08049999**	DEPTH TO GROUNDWATER **'**

Depth, ft bgs	Recovery (ft)	Graphic Log	Visual Description	Geology	Analytical Sample Number	Sample Interval	Temp. Well Construction	Headspace Values (ppm)
1			Crushed asphalt.					
			Tan clayey sand, fine-med w/ sparse pebbles, well graded, no odor.					1.6
2			Reddish brown clay, low plasticity, med density, no odor, dry.					
3			Dark brown clay, low plasticity, med density, no odor, moist.					119.2
4			No recovery.					
5			Dark brown low plasticity, low density, no odor, moist, silty clay.					49.7
6			Reddish brown clay, very dense, no odor, moist.					
7								0
8								
9			Same as above with saturation.					
			Black and white sand, poorly graded, mod petro odor.					40.1
			End of boring 9 ft bgs due to refusal.					

MNDOT BORING LOG WISDOT_STH54-SEYMOUR_J210618.GPJ BAY WEST BORING LOG TEMPLATE.GDT 11/2/21

Bay West
Customer-Focused Environmental & Industrial Solutions

Bay West
5 Empire Drive
St. Paul, MN 55103
Telephone: 800-279-0456
Fax: 651-291-0099

SOIL BORING LOG

BOREHOLE NO. **SB-09**		
PROJECT NO. / NAME **6230-20-00 / STH-54 Seymour**	LOCATION **Site 5/Condon Oil Mobil Station and Site 6/Coonen Oil Station**	
APPROVED BY **Paul Raymaker**	**Seymour, WI**	
DRILLING CONTRACTOR **Probe Technologies, Inc**	DRILLER'S NAME	STATION
DRILLING EQUIPMENT / METHOD **Geoprobe / Direct Push**	SIZE / TYPE OF BIT **2 inch**	START - FINISH DATE **9/30/21 - 9/30/21**
LOGGED BY **Sam Gans**	SAMPLING METHOD **Macrocore**	START - FINISH TIME **-**
NORTHING **394293.8058**	EASTING **4928324.7232**	DEPTH TO GROUNDWATER '

Depth, ft bgs	Recovery (ft)	Graphic Log	Visual Description	Geology	Analytical Sample Number	Sample Interval	Temp. Well Construction	Headspace Values (ppm)
1			Topsoil.					
			Red sand, fine, poorly graded, dry, no odor.					0
2			Black silty clay, med density, dry, low plasticity, no odor.					
3			Reddish brown, clayey sand, v fine, no odor, moist.					34.8
4								
5			Reddish brown, sandy clay, v fine sand grains, wet, sparse pebbles, med plasticitiy, slight petro odor increases with depth.					0
6								
7			Reddish brown, sandy clay, dry, v dense, low plasticity.					0
			End of boring at 7 ft bgs due to refusal.					

MNDOT BORING LOG WISDOT_STH54-SEYMOUR_J210618.GPJ BAY WEST BORING LOG TEMPLATE.GDT 11/2/21

Bay West
Customer-Focused Environmental & Industrial Solutions

Bay West
5 Empire Drive
St. Paul, MN 55103
Telephone: 800-279-0456
Fax: 651-291-0099

SOIL BORING LOG

BOREHOLE NO. **SB-10**		
PROJECT NO. / NAME **6230-20-00 / STH-54 Seymour**	LOCATION **Site 5/Condon Oil Mobil Station and Site 6/Coonen Oil Station**	
APPROVED BY **Paul Raymaker**	**Seymour, WI**	
DRILLING CONTRACTOR **Probe Technologies, Inc**	DRILLER'S NAME	STATION
DRILLING EQUIPMENT / METHOD **Geoprobe / Direct Push**	SIZE / TYPE OF BIT **2 inch**	START - FINISH DATE **9/30/21 - 9/30/21**
LOGGED BY **Sam Gans**	SAMPLING METHOD **Macrocore**	START - FINISH TIME **-**
NORTHING **394304.041199999**	EASTING **4928324.2499**	DEPTH TO GROUNDWATER **'**

Depth, ft bgs	Recovery (ft)	Graphic Log	Visual Description	Geology	Analytical Sample Number	Sample Interval / Temp. Well / Construction	Headspace Values (ppm)
1			Topsoil.				
			Reddish brown sand, v fine-fine, no odor, poorly graded.				7.4
2			Black clay, med plasticity, slight petro odor, med density.				
3							15000
4			Silty sand, grey, mod petro odor, moist, product in macrocore.				
			Reddish brown clay, dense, med plasticity, mod petro smell.				
5			Silty Clay, dark brown, low plasticity, low density, mod petro odor, wet.				15000
6							
7			Black sandy clay, dense, low plasticity, strong petro smell, wet.				15000
			End of boring at 7.5 ft bgs due to refusal.				

MNDOT BORING LOG WISDOT_STH54-SEYMOUR_J210618.GPJ BAY WEST BORING LOG TEMPLATE.GDT 11/2/21

Bay West
Customer-Focused Environmental & Industrial Solutions

Bay West
5 Empire Drive
St. Paul, MN 55103
Telephone: 800-279-0456
Fax: 651-291-0099

SOIL BORING LOG

BOREHOLE NO. **SB-11**		
PROJECT NO. / NAME **6230-20-00 / STH-54 Seymour**	LOCATION **Site 5/Condon Oil Mobil Station and Site 6/Coonen Oil Station**	
APPROVED BY **Paul Raymaker**	**Seymour, WI**	
DRILLING CONTRACTOR **Probe Technologies, Inc**	DRILLER'S NAME	STATION
DRILLING EQUIPMENT / METHOD **Geoprobe / Direct Push**	SIZE / TYPE OF BIT **2 inch**	START - FINISH DATE **9/30/21 - 9/30/21**
LOGGED BY **Sam Gans**	SAMPLING METHOD **Macrocore**	START - FINISH TIME **-**
NORTHING **394310.7681**	EASTING **4928323.5363**	DEPTH TO GROUNDWATER **4.97'**

Depth, ft bgs	Recovery (ft)	Graphic Log	Visual Description	Geology	Analytical Sample Number	Sample Interval	Temp. Well Construction	Headspace Values (ppm)
1			Topsoil.					
2			Tan sand, well graded, fine-med with sparse pebbles, no odor, dry.					0
3			Dark brown clay, low plasticity, med density, no odor, dry.					
4			Clayey sand, v fine-fine, poorly graded, mod petro odor, moist.					136.6
5			Silty Clay, brown, slight petro odor, med plasticity, med density, moist.				▽	5607
6			Black, silty sand, wet, strong petro odor.					
7			Dark brown low plasticity, v dense, slight petro odor, dry.					15000
8			End of boring at 8 ft bgs due to refusal.					

MNDOT BORING LOG WISDOT_STH54-SEYMOUR_J210618.GPJ BAY WEST BORING LOG TEMPLATE.GDT 11/2/21

Bay West
Customer-Focused Environmental & Industrial Solutions

Bay West
5 Empire Drive
St. Paul, MN 55103
Telephone: 800-279-0456
Fax: 651-291-0099

SOIL BORING LOG

BOREHOLE NO. **SB-12**		
PROJECT NO. / NAME **6230-20-00 / STH-54 Seymour**	LOCATION **Site 5/Condon Oil Mobil Station and Site 6/Coonen Oil Station**	
APPROVED BY **Paul Raymaker**	**Seymour, WI**	
DRILLING CONTRACTOR **Probe Technologies, Inc**	DRILLER'S NAME	STATION
DRILLING EQUIPMENT / METHOD **Geoprobe / Direct Push**	SIZE / TYPE OF BIT **2 inch**	START - FINISH DATE **9/30/21 - 9/30/21**
LOGGED BY **Sam Gans**	SAMPLING METHOD **Macrocore**	START - FINISH TIME **-**
NORTHING **394321.8317**	EASTING **4928319.75599999**	DEPTH TO GROUNDWATER **'**

Depth, ft bgs	Recovery (ft)	Graphic Log	Visual Description	Geology	Analytical Sample Number	Sample Interval	Temp. Well Construction	Headspace Values (ppm)
1			Topsoil.					0
2			Reddish brown clay, med plasticity, med density, no dor, moist.					
3								0
4								
5								0
6								
7								0
8			Silty sand, brown, v fine-fine, no odor, wet, poorly graded.					
			Silty sand, brown, c fine-fine, no odor, moist-dry, poorly graded.					
			End of boring at 8 ft bgs due to refusal.					

MNDOT BORING LOG WISDOT_STH54-SEYMOUR_J210618.GPJ BAY WEST BORING LOG TEMPLATE.GDT 11/2/21

Bay West
Customer-Focused Environmental & Industrial Solutions

Bay West
5 Empire Drive
St. Paul, MN 55103
Telephone: 800-279-0456
Fax: 651-291-0099

SOIL BORING LOG

BOREHOLE NO. **SB-13**		
PROJECT NO. / NAME **6230-20-00 / STH-54 Seymour**	LOCATION **Site 5/Condon Oil Mobil Station and Site 6/Coonen Oil Station**	
APPROVED BY **Paul Raymaker**	**Seymour, WI**	
DRILLING CONTRACTOR **Probe Technologies, Inc**	DRILLER'S NAME	STATION
DRILLING EQUIPMENT / METHOD **Geoprobe / Direct Push**	SIZE / TYPE OF BIT **2 inch**	START - FINISH DATE **9/30/21 - 9/30/21**
LOGGED BY **Sam Gans**	SAMPLING METHOD **Macrocore**	START - FINISH TIME **-**
NORTHING **394324.6961**	EASTING **4928313.0655**	DEPTH TO GROUNDWATER **'**

Depth, ft bgs	Recovery (ft)	Graphic Log	Visual Description	Geology	Analytical Sample Number	Sample Interval	Temp. Well Construction	Headspace Values (ppm)
1			Topsoil.					
2			Black sand, no odor, well graded, coarse-v coarse, subangular to angular.					0
3			Tan sand, no odor, well graded, med-coarse w/ sparse pebbles, subangular.					
4			Reddish brown clay, med plasticity, mod density, no odor, dry.					0
5								
6								0
7			Reddish brown clayey sand, v fine-fine, no odor, wet, poorly sorted.					
			Dark brown sand, med-coarse, well graded, moist, no odor, angular.					0
			End of boring at 7.5 ft bgs due to refusal.					

MNDOT BORING LOG WISDOT_STH54-SEYMOUR_J210618.GPJ BAY WEST BORING LOG TEMPLATE.GDT 11/2/21

Bay West
Customer-Focused Environmental & Industrial Solutions

Bay West
5 Empire Drive
St. Paul, MN 55103
Telephone: 800-279-0456
Fax: 651-291-0099

SOIL BORING LOG

BOREHOLE NO. **SB-14**		
PROJECT NO. / NAME **6230-20-00 / STH-54 Seymour**	LOCATION **Site 5/Condon Oil Mobil Station and Site 6/Coonen Oil Station**	
APPROVED BY **Paul Raymaker**	**Seymour, WI**	
DRILLING CONTRACTOR **Probe Technologies, Inc**	DRILLER'S NAME	STATION
DRILLING EQUIPMENT / METHOD **Geoprobe / Direct Push**	SIZE / TYPE OF BIT **2 inch**	START - FINISH DATE **9/30/21 - 9/30/21**
LOGGED BY **Sam Gans**	SAMPLING METHOD **Macrocore**	START - FINISH TIME **-**
NORTHING **394328.8233**	EASTING **4928303.94459999**	DEPTH TO GROUNDWATER **4.81'**

Depth, ft bgs	Recovery (ft)	Graphic Log	Visual Description	Geology	Analytical Sample Number	Sample Interval	Temp. Well Construction	Headspace Values (ppm)
1			Crushed asphalt.					
2			Tan sand, well graded, med coarse, w/ sparse pebbles, no odor, dry.					0
3			Reddish brown clay, med plasticity, med density, no odor, dry.					0
4								
5							▽	0
6			Reddish brown sand, fine-med, well graded, saturated, no odor.					
7			Reddish brown silty sand, fine-med, well graded, moist, no odor, v dense.					0
			End of boring at 7 ft bgs due to refusal.					

MNDOT BORING LOG WISDOT_STH54-SEYMOUR_J210618.GPJ BAY WEST BORING LOG TEMPLATE.GDT 11/2/21

7.9c

Bay West
Customer-Focused Environmental & Industrial Solutions

Soil Boring No.: SB-01
Well No.: TH-01
Total Depth: 10.5'
Drilling Method: Direct Push
Sampling Method: Macro core
Grade Elevation:
Date Started/Completed: 9/29/21 / 9/29/21

Project Name: STH 54 Seymour
Project Number: J210618
Driller: Probe Technologies Inc.
Geologist: Samuel Gans

Depth (ft bgs)	Description - Remarks	Graphic Section	Munsell Color	USCS Class.	Analytical Sample	REC (in.)	Blows	Headspace FID (ppm)
0	Topsoil							3.8 ppm
1	Reddish Brown silty clay, poorly graded, dry, loose, low density, low plasticity			CL				↓
2								0.0 ppm
3	Same as prior but moist and medium plasticity			CH				↓
4	Reddish Brown silty clay w/ sparse coarse grains, Dark brown/black streaks, medium plasticity, moist			CL-ML				0.0 ppm
5	← 5.9' Pebble in core							↓
6	Reddish Brown clay, dry, very dense, sparse pebbles, crumbly			CL				0.0 ppm
7	↓							↓
8	↓				SB-01(8-10.5) @1030			101.4 ppm
9	Dark grey silty clay, loose, low plasticity, wet, petrol odor			CL				↓
10	Refusal. end of Boring @ 10.5'							
11	Bedrock							
12	SG 9/29/21							
13								
14								
15								

Bay West
Customer-Focused Environmental & Industrial Solutions

Project Name: STH 54 Seymour
Project Number: J210618
Driller: Probe Technologies Inc.
Geologist: Samuel Gans

Soil Boring No.: SB-02
Well No.: —
Total Depth: 8'
Drilling Method: Direct Push
Sampling Method: Macro core
Grade Elevation:
Date Started/Completed: 9/29/21 / 9/29/21

Depth (ft bgs)	Description - Remarks	Graphic Section	Munsell Color	USCS Class.	Analytical Sample	REC (in.)	Blows	Headspace FID (ppm)
0	loose sand, grey, well graded, coarse to very coarse; sparse pebbles			SW-SM				2.9 ppm
1	Clayey sand, dark Brown, dry, loose, V. fine - fine, sub angular; ~2' large pebble			SC				
2	Dry, clay, Brown, med plasticity, med density,			CL				21.3ppm
3	Moist reddish Brown, clay, med plasticity, med density, sparse coarse grains, mild petro odor			CL				
4								16.0ppm
5								
6					SB-02 (6-8) @1200			738 ppm
7	Sand loose w/ coarse grains to pebbles, some Broken rock, fine sands, sub angular, well graded			SW				
	continue as above			CL				
8	Refusal. end Boring Bed rock							
9								
10	SG 9/29/21							
11								
12								
13								
14								
15								

Bay West
Customer-Focused Environmental & Industrial Solutions

Project Name: STH 54 Seymour
Project Number: J210618
Driller: Probe Technologies Inc.
Geologist: Samuel Gans

Soil Boring No.: SB-03
Well No.: —
Total Depth: 9'
Drilling Method: Direct Push
Sampling Method: Macro core
Grade Elevation:
Date Started/Completed: 9/29/21 / 9/29/21

Depth (ft bgs)	Description - Remarks	Graphic Section	Munsell Color	USCS Class.	Analytical Sample	REC (in.)	Blows	Headspace FID (ppm)
0	No					50%		4.2 ppm
1	Broken up asphalt			Asphalt				
2	Dark brown silt, moist, petro odor			ML	SB-03 (2-4) @ 1215			71.3 ppm
3	low plasticity, low density,							
4	Moist, high plasticity silty clay, Brown, petro odor, low density slight petro			CH-MH				53.8 ppm
5	Moist, high plasticity, clay, reddish Brown, slight petro, very dense			CH		90%		
6	No recovery							
7								
8	Dark Brown and yellow Sandy clay, well graded, fine-coarse w/ pebbles.			CL				42.3 ppm
9	Refusal. end of Boring Bedrock							
10	SG 9/29/21							
11								
12								
13								
14								
15								

Bay West
Customer-Focused Environmental & Industrial Solutions

Soil Boring No.: SB-04
Well No.: TH-02
Total Depth: 10'
Drilling Method: Direct Push
Sampling Method: Macro Core
Grade Elevation:
Date Started/Completed: 9/29/21 / 9/29/21

Project Name: STH 54 Seymour
Project Number: J210618
Driller: Probe Technologies Inc.
Geologist: Samuel Gans

Depth (ft bgs)	Description - Remarks	Graphic Section	Munsell Color	USCS Class.	Analytical Sample	REC (in.)	Blows	Headspace FID (ppm)
0	Asphalt			Asph.				2.6 ppm
1	Sandy clay, Brown, loose-low density, low plasticity, sand med-coarse, no odor, well graded			CL				
	Silty clay, Reddish Brown, low plasticity, low density, sparse pebbles, no odor			CL-ML				
2	Sand lgs, fine, fine-med, sub rounded			SP	SB-04 (2-4) @ 1315			156.6 ppm
3	Black clay, low plasticity, med density, mod petro odor, moist			CL				
4	Brown clay w/ sparse pebbles, med plasticity, low density, mod petro odor			CL				920 ppm
GW ▽ 5	Brown, silty sand, saturated, slight petro, fine-med, sub rounded			SP-SM		75%		
6					SB-04 (6-7) @ 1330			15000 ppm
7	No Recovery							
8								15000 ppm
9	Crushed bedrock							
10	Refusal. end borings Bed rock							
11	SG 9/29/21							
12								
13								
14								
15								

Bay West
Customer-Focused Environmental & Industrial Solutions

Soil Boring No.: SB-05
Well No.: TW-03
Total Depth: 7'
Drilling Method: Direct Push
Sampling Method: Macro core
Grade Elevation:
Date Started/Completed: 9/29/21 / 9/29/21

Project Name: STH 54 Seymour
Project Number: J210618
Driller: Probe Technologies Inc.
Geologist: Samuel Gans

Depth (ft bgs)	Description - Remarks	Graphic Section	Munsell Color	USCS Class.	Analytical Sample	REC (in.)	Blows	Headspace FID (ppm)
0	Crushed asphalt			Asphalt				0.2 ppm
1	Tan Sand, fine-med w/ sparse coarse grains, loose, subangular, well graded			SW-SM		75%		
2	Black clay, low plasticity, med density, mod petro odor, dry			CL				2318 ppm
3	No Recovery							
4 GW	Sandy clay, moist, low plas, low den, Sandy clay, dark brown, wet, med Plasticity, low density, mod petro odor			CL / CH	SB-05 (4-6) @1350			218.1 ppm
5	↓							
6	Black Sandy clay, moist, low plas, low den, wet, strong petro odor			CL	SB-05 (6-7) @1405			15000 ppm
7	Refusal, end boring Bedrock							
8								
9								
10								
11								
12								
13								
14								
15								

SG 9/29/21

Bay West
Customer-Focused Environmental & Industrial Solutions

Project Name: STH 54 Seymour
Project Number: J210618
Driller: Probe Technologies Inc.
Geologist: Samuel Gans

Soil Boring No.: SB-06
Well No.: ~~SB~~ (SG)
Total Depth: 6'
Drilling Method: Direct Push
Sampling Method: Macro Core
Grade Elevation:
Date Started/Completed: 9/29/21 / 9/29/21

Depth (ft bgs)	Description - Remarks	Graphic Section	Munsell Color	USCS Class.	Analytical Sample	REC (in.)	Blows	Headspace FID (ppm)
0	Crush Asphalt			Asphalt				34.2 ppm
1	Tan Sand, well graded med-coarse w/ some pebbles, loose, saturated			SW		75%		
2	dark brown/Black clay, low plas, low density, moist, No odor,			CL	SB-06 (2-3) @1435			15000 ppm
3	No Recovery							
4 (SG)	Dark Brown silty clay, low plasticity, med density, wet, slight petro odor			CL	SB-06 (4-6) @1445			15000 ppm
5	↓							
6	Refusal. End Boring Bedrock							
7								
8								
9	SG 9/29/21							
10								
11								
12								
13								
14								
15								

Bay West
Customer-Focused Environmental & Industrial Solutions

Project Name:	STH 54 Seymour	Soil Boring No.:	SB-07
Project Number:	J210618	Well No.:	—
Driller:	Probe Technologies Inc.	Total Depth:	6'
Geologist:	Samuel Gans	Drilling Method:	Direct Push
		Sampling Method:	Macro Core
		Grade Elevation:	
		Date Started/Completed:	9/29/21 / 9/29/21

Depth (ft bgs)	Description - Remarks	Graphic Section	Munsell Color	USCS Class.	Analytical Sample	REC (in.)	Blows	Headspace FID (ppm)
0	Crush Asphalt			Asphalt				
1	Tan Sand med-coarse w/ sparse pebbles, sub-angular, well graded → [illegible] cobble			SW				3.3 ppm
2	Dark brown clay, med plas, low density, wet, slight petro odor			CL	SB-07 (2.5) @1509	75%		35.2 ppm
3	No Recovery							
4	Reddish brown clay, med plas, med density, moist, no odor			CL				33.6 ppm
5	↓							
6	Refusal and Boring Bedrock							
7								
8	SG 9/29/21							
9								
10								
11								
12								
13								
14								
15								

Bay West
Customer-Focused Environmental & Industrial Solutions

Soil Boring No.: SB-08
Well No.: —
Total Depth: 9'
Drilling Method: Direct Push
Sampling Method: Macro core
Grade Elevation:
Date Started/Completed: 9/29/21 / 9/29/21

Project Name: STH 54 Seymour
Project Number: J210618
Driller: Probe Technologies Inc.
Geologist: Samuel Gans

Depth (ft bgs)	Description - Remarks	Graphic Section	Munsell Color	USCS Class.	Analytical Sample	REC (in.)	Blows	Headspace FID (ppm)
0	Crush Asphalt			Asphalt		—		
	Tan sand, fine-med w/ sparse pebbles, slightly well graded, no odor			SW				1.6 ppm
1	Reddish Brown clay, low plasticity, med density, no odor, dry			CL				
2	Dark Brown, clay, low plas, med density, no odor, moist			CL		75%		119.2 ppm
3	No Recovery							
4	Dark Brown, low plas, low density, no odor, moist, silty clay			CL-ML				49.7 ppm
5	Reddish brown clay, very dense, no odor, moist			CH				
6						Loose		0.0 ppm
7								
8	Same as above w/ saturation Black and white sand, poorly graded, mod petro odor			CH SP		1 Loose 1		401 ppm
9	Refusal. end of Boring Bedrock							
10								
11	SG 9/29/21							
12								
13								
14								
15								

Bay West
Customer-Focused Environmental & Industrial Solutions

Soil Boring No.: SB-09
Well No.: —
Total Depth: 7'
Drilling Method: Direct Push
Sampling Method: Macro core
Grade Elevation:
Date Started/Completed: 9/30/21 / 9/30/21

Project Name: STH 54 Seymour
Project Number: J210618
Driller: Probe Technologies Inc.
Geologist: Samuel Gans

Depth (ft bgs)	Description - Remarks	Graphic Section	Munsell Color	USCS Class.	Analytical Sample	REC (in.)	Blows	Headspace FID (ppm)
0	Topsoil			Topsoil				0 ppm
	Red Sand, fine, poorly graded, dry, no odor			SP				
1	Black silty clay, med density, dry, low plas, no odor			CL				
2					SB-09 (2-4) @0745			34.8 ppm
	Reddish brown, clayey sand, v. fine, no odor, moist,			SP-SC				
3								
4	Reddish brown, sandy clay, V. fine sand grains, wet, sparse pebbles, med plasticity, slight petro odor			CL				0 ppm
5	Increasing density w/ depth ↓							
6	2" cobble Reddish brown, sandy clay, dry, v. dense, low plasticity			CL				0 ppm
7	Refusal. end of Boring Bedrock							
8								
9	SG 9/30/21							
10								
11								
12								
13								
14								
15								

Bay West
Customer-Focused Environmental & Industrial Solutions

Project Name:	STH 54 Seymour	Soil Boring No.:	SB-10
Project Number:	J210618	Well No.:	—
Driller:	Probe Technologies Inc.	Total Depth:	7.5'
Geologist:	Samuel Gans	Drilling Method:	Direct Push
		Sampling Method:	Macro core
		Grade Elevation:	
		Date Started/Completed:	9/30/21 / 9/30/21

Depth (ft bgs)	Description - Remarks	Graphic Section	Munsell Color	USCS Class.	Analytical Sample	REC (in.)	Blows	Headspace FID (ppm)
0	Topsoil			Topsoil				2.4 ppm
1	Reddish brown sand, v.fine-fine, no odor, poorly graded			SP				
2	Black clay, med plas, slight petro odor, med density,			CL	SB-10 (2-4) @0810			15000 ppm
3	Silty sand, grey, mod petro, moist, [illegible] fine Reddish Brown clay, dense, med plas, mod petro smell			SP-SM CH				
4	Silty clay, dark brown, low plas, low density, mod petro odor, wet			CL	SB-10 (6-7.5) @ 0815	SG		15000 ppm
5								
6	Black sandy clay, dense, low plas, strong petro smell, wet			CL	SB-10 (6-7.5) @0815			15000 ppm
7	Refusal. end of Boring							
8	Bedrock							
9								
10								
11								
12								
13								
14								
15								

product line in macro core

SG 9/30/21

Bay West
Customer-Focused Environmental & Industrial Solutions

Project Name: STH 54 Seymour
Project Number: J210618
Driller: Probe Technologies Inc.
Geologist: Samuel Gans

Soil Boring No.: SB-11
Well No.: TW-04
Total Depth: 8'
Drilling Method: Direct Push
Sampling Method: Macro Core
Grade Elevation:
Date Started/Completed: 9/30/21 / 9/30/21

Depth (ft bgs)	Description - Remarks	Graphic Section	Munsell Color	USCS Class.	Analytical Sample	REC (in.)	Blows	Headspace FID (ppm)
0	Topsoil		Black	Topsoil				0 ppm
1	Tan Sand, well graded, fine-med w/ sparse pebbles, no odor, dry			SW				
2	Blk to Dark brown clay, low plas, med density, no odor, dry			CL				136.6 ppm
	clay sand, V fine-fine, poorly graded, mod petro odor, moist			SP-SC				
3	↓							
4	Silty clay, Brown, slight petro odor, med plas, med density, moist			CL	SB-11(4-5) @ 0845			5607.0 ppm
5	Black, silty sand, wet, slight petro odor,			SP-SM				
6	>2" pebble Dark brown, low plas, v. dense, slight petro odor, dry			CL	SB-11(6-8) @ 0855			15000 ppm
7								
8	Refusal, end of Boring Bedrock							
9								
10								
11								
12								
13								
14								
15								

SG 9/30/21

Bay West
Customer-Focused Environmental & Industrial Solutions

Project Name: STH 54 Seymour
Project Number: J210618
Driller: Probe Technologies Inc.
Geologist: Samuel Gans

Soil Boring No.: SB-12
Well No.: —
Total Depth: 8'
Drilling Method: Direct Push
Sampling Method: Macro core
Grade Elevation:
Date Started/Completed: 9/30/21 / 9/30/21

Depth (ft bgs)	Description - Remarks	Graphic Section	Munsell Color	USCS Class.	Analytical Sample	REC (in.)	Blows	Headspace FID (ppm)
0	Topsoil			Topsoil				0 ppm
1	Reddish brown clay, med plas, med dense, no odor, ~~dry~~ moist			CL				
2								0 ppm
3								
4								0 ppm
5								
6					SB-12 (6-7) @ 0915			0 ppm
7	Silty sand, Brown, V. fine-fine, no odor, ~~wet~~ saturated, poorly graded			SP-SM				
8	Silty sand, Brown, V. fine-fine, no odor, moist, dry, poorly graded. Refusal. end of Boring Bedrock			SP-SM				
9								
10								
11								
12								
13								
14								
15								

SG 9/30/21

Bay West
Customer-Focused Environmental & Industrial Solutions

Soil Boring No.: SB-13
Well No.: —
Total Depth: 7.5'
Drilling Method: Direct Push
Sampling Method: Micro core
Grade Elevation:
Date Started/Completed: 9/30/21 / 9/30/21

Project Name: STH 54 Seymour
Project Number: J210618
Driller: Probe Technologies Inc.
Geologist: Samuel Gans

Depth (ft bgs)	Description - Remarks	Graphic Section	Munsell Color	USCS Class.	Analytical Sample	REC (in.)	Blows	Headspace FID (ppm)
0	Topsoil			Topsoil				0ppm
1	Black sand, no odor, well graded, course-v. course, subang-ang			SW				
	Tan sand, no odor, well graded, med-course w/ sparse pebbles, subangular			SW				
2	→ 2" pebble							0ppm
	Reddish Brown Clay, med plus, med density, no odor, dry			CL				
3								
4								0ppm
5								
6 ▽	Reddish Brown Clayey Sand, V fine - fine, no odor, wet, poorly sorted,			SP-SC	SB-(6-7.5) @ 0930			0ppm
7	Dark Brown Sand, med-course, well grad, moist, no odor, angular			SW				
	Refusal. end of Boring							
8	Bedrock							
9								
10	SC 9/30/21							
11								
12								
13								
14								
15								

Bay West
Customer-Focused Environmental & Industrial Solutions

Project Name: STH 54 Seymour
Project Number: J210618
Driller: Probe Technologies Inc.
Geologist: Samuel Gans

Soil Boring No.: SB-14
Well No.: TI-05
Total Depth: 7'
Drilling Method: Direct Push
Sampling Method: Macro core
Grade Elevation:
Date Started/Completed: 9/30/21 / 9/30/21

Depth (ft bgs)	Description - Remarks	Graphic Section	Munsell Color	USCS Class.	Analytical Sample	REC (in.)	Blows	Headspace FID (ppm)
0	Crushed Asphalt			Asphalt				0 ppm
1	Tan sand, well graded, med-coarse, w/ some pebbles, no odor, dry			SW				
2	Reddish Brown clay, med plas, med density, no odor, dry			CL				0 ppm
3	↓							
4	↓							0 ppm
5	Reddish Brown sand, fine-med, well graded, saturated, no odor			SW				
6	Reddish Brown silty sand, fine-med, well graded, moist, no odor, v. dense			SW-SM	SB-14(6-7) @ 0945			0 ppm
7	Refusal - end of Boring Bedrock							
8								
9								
10								
11								
12								
13								
14								
15								

SG 9/30/21

Appendix C

Lab Reports

Pace Analytical Services, LLC
1241 Bellevue Street - Suite 9
Green Bay, WI 54302
(920)469-2436

October 13, 2021

Mark Gretebeck
Bay West

La Crosse, WI 54603

RE: Project: J210618 STH 54 SEYMOUR
Pace Project No.: 40234318

Dear Mark Gretebeck:

Enclosed are the analytical results for sample(s) received by the laboratory on October 01, 2021. The results relate only to the samples included in this report. Results reported herein conform to the applicable TNI/NELAC Standards and the laboratory's Quality Manual, where applicable, unless otherwise noted in the body of the report.

The test results provided in this final report were generated by each of the following laboratories within the Pace Network:

- Pace Analytical Services - Green Bay

If you have any questions concerning this report, please feel free to contact me.

Sincerely,

Brian Basten
brian.basten@pacelabs.com
(920)469-2436
Project Manager

Enclosures

cc: Sylvia Hunter, Pace ANnalytical

This report shall not be reproduced, except in full,
without the written consent of Pace Analytical Services, LLC.

Pace Analytical Services, LLC
1241 Bellevue Street - Suite 9
Green Bay, WI 54302
(920)469-2436

CERTIFICATIONS

Project: J210618 STH 54 SEYMOUR
Pace Project No.: 40234318

Pace Analytical Services Green Bay
1241 Bellevue Street, Green Bay, WI 54302
Florida/NELAP Certification #: E87948
Illinois Certification #: 200050
Kentucky UST Certification #: 82
Louisiana Certification #: 04168
Minnesota Certification #: 055-999-334
New York Certification #: 12064
North Dakota Certification #: R-150
Virginia VELAP ID: 460263
South Carolina Certification #: 83006001
Texas Certification #: T104704529-14-1
Wisconsin Certification #: 405132750
Wisconsin DATCP Certification #: 105-444
USDA Soil Permit #: P330-16-00157
Federal Fish & Wildlife Permit #: LE51774A-0

This report shall not be reproduced, except in full,
without the written consent of Pace Analytical Services, LLC.

Pace Analytical Services, LLC
1241 Bellevue Street - Suite 9
Green Bay, WI 54302
(920)469-2436

SAMPLE SUMMARY

Project: J210618 STH 54 SEYMOUR
Pace Project No.: 40234318

Lab ID	Sample ID	Matrix	Date Collected	Date Received
40234318001	**SB-01 (8-10.5)**	Solid	09/29/21 10:30	10/01/21 08:50
40234318002	**SB-02 (6-8)**	Solid	09/29/21 12:00	10/01/21 08:50
40234318003	**SB-03 (2-4)**	Solid	09/29/21 12:15	10/01/21 08:50
40234318004	**SB-04 (2-4)**	Solid	09/29/21 13:15	10/01/21 08:50
40234318005	**SB-04 (6-7)**	Solid	09/29/21 13:30	10/01/21 08:50
40234318006	**SB-05 (4-6)**	Solid	09/29/21 13:50	10/01/21 08:50
40234318007	**SB-05 (6-7)**	Solid	09/29/21 14:05	10/01/21 08:50
40234318008	**SB-06 (2-3)**	Solid	09/29/21 14:35	10/01/21 08:50
40234318009	**SB-06 (4-6)**	Solid	09/29/21 14:45	10/01/21 08:50
40234318010	**SB-07 (2-3)**	Solid	09/29/21 15:05	10/01/21 08:50
40234318011	**SB-08 (2-3)**	Solid	09/29/21 16:00	10/01/21 08:50
40234318012	**SB-09 (2-4)**	Solid	09/30/21 07:45	10/01/21 08:50
40234318013	**SB-10 (2-4)**	Solid	09/30/21 08:10	10/01/21 08:50
40234318014	**SB-10 (6-7.5)**	Solid	09/30/21 08:15	10/01/21 08:50
40234318015	**SB-11 (4-6)**	Solid	09/30/21 08:45	10/01/21 08:50
40234318016	**SB-11 (6-8)**	Solid	09/30/21 08:55	10/01/21 08:50
40234318017	**SB-12 (6-8)**	Solid	09/30/21 09:15	10/01/21 08:50
40234318018	**SB-13 (6-7.5)**	Solid	09/30/21 09:30	10/01/21 08:50
40234318019	**SB-14 (6-7)**	Solid	09/30/21 09:45	10/01/21 08:50

This report shall not be reproduced, except in full,
without the written consent of Pace Analytical Services, LLC.

Pace Analytical Services, LLC
1241 Bellevue Street - Suite 9
Green Bay, WI 54302
(920)469-2436

SAMPLE ANALYTE COUNT

Project: J210618 STH 54 SEYMOUR
Pace Project No.: 40234318

Lab ID	Sample ID	Method	Analysts	Analytes Reported
40234318001	**SB-01 (8-10.5)**	WI MOD DRO	MRN	1
		WI MOD GRO	ALD	1
		EPA 6010D	TXW	7
		EPA 7470	AJT	1
		EPA 8260	ALD	64
		ASTM D2974-87	PDV	1
40234318002	**SB-02 (6-8)**	WI MOD DRO	MRN	1
		WI MOD GRO	ALD	1
		EPA 6010D	TXW	7
		EPA 7470	AJT	1
		EPA 8260	ALD	64
		ASTM D2974-87	PDV	1
40234318003	**SB-03 (2-4)**	WI MOD DRO	MRN	1
		WI MOD GRO	ALD	1
		EPA 6010D	TXW	7
		EPA 7470	AJT	1
		EPA 8260	ALD	64
		ASTM D2974-87	PDV	1
40234318004	**SB-04 (2-4)**	WI MOD DRO	MRN	1
		WI MOD GRO	ALD	1
		EPA 6010D	TXW	7
		EPA 7470	AJT	1
		EPA 8260	ALD	64
		ASTM D2974-87	PDV	1
40234318005	**SB-04 (6-7)**	WI MOD DRO	MRN	1
		WI MOD GRO	ALD	1
		EPA 6010D	TXW	7
		EPA 7470	AJT	1
		EPA 8260	ALD	64
		ASTM D2974-87	PDV	1
40234318006	**SB-05 (4-6)**	WI MOD DRO	MRN	1
		WI MOD GRO	ALD	1
		EPA 6010D	TXW	7
		EPA 7470	AJT	1
		EPA 8260	ALD	64
		ASTM D2974-87	PDV	1
40234318007	**SB-05 (6-7)**	WI MOD DRO	MRN	1

REPORT OF LABORATORY ANALYSIS

This report shall not be reproduced, except in full,
without the written consent of Pace Analytical Services, LLC.

Pace Analytical Services, LLC
1241 Bellevue Street - Suite 9
Green Bay, WI 54302
(920)469-2436

SAMPLE ANALYTE COUNT

Project: J210618 STH 54 SEYMOUR
Pace Project No.: 40234318

Lab ID	Sample ID	Method	Analysts	Analytes Reported
		WI MOD GRO	ALD	1
		EPA 6010D	TXW	7
		EPA 7470	AJT	1
		EPA 8260	ALD	64
		ASTM D2974-87	PDV	1
40234318008	**SB-06 (2-3)**	WI MOD DRO	MRN	1
		WI MOD GRO	ALD	1
		EPA 6010D	TXW	7
		EPA 7470	AJT	1
		EPA 8260	ALD	64
		ASTM D2974-87	PDV	1
40234318009	**SB-06 (4-6)**	WI MOD DRO	MRN	1
		WI MOD GRO	ALD	1
		EPA 6010D	TXW	7
		EPA 7470	AJT	1
		EPA 8260	ALD	64
		ASTM D2974-87	PDV	1
40234318010	**SB-07 (2-3)**	WI MOD DRO	MRN	1
		WI MOD GRO	ALD	1
		EPA 6010D	TXW	7
		EPA 7470	AJT	1
		EPA 8260	ALD	64
		ASTM D2974-87	PDV	1
40234318011	**SB-08 (2-3)**	WI MOD DRO	MRN	1
		WI MOD GRO	ALD	1
		EPA 6010D	TXW	7
		EPA 7470	AJT	1
		EPA 8260	ALD	64
		ASTM D2974-87	PDV	1
40234318012	**SB-09 (2-4)**	WI MOD DRO	MRN	1
		WI MOD GRO	ALD	1
		EPA 6010D	TXW	7
		EPA 7470	AJT	1
		EPA 8260	ALD	64
		ASTM D2974-87	PDV	1
40234318013	**SB-10 (2-4)**	WI MOD DRO	MRN	1
		WI MOD GRO	ALD	1

This report shall not be reproduced, except in full,
without the written consent of Pace Analytical Services, LLC.

Pace Analytical Services, LLC
1241 Bellevue Street - Suite 9
Green Bay, WI 54302
(920)469-2436

SAMPLE ANALYTE COUNT

Project: J210618 STH 54 SEYMOUR
Pace Project No.: 40234318

Lab ID	Sample ID	Method	Analysts	Analytes Reported
		EPA 6010D	TXW	7
		EPA 7470	AJT	1
		EPA 8260	ALD	64
		ASTM D2974-87	PDV	1
40234318014	**SB-10 (6-7.5)**	WI MOD DRO	MRN	1
		WI MOD GRO	ALD	1
		EPA 6010D	TXW	7
		EPA 7470	AJT	1
		EPA 8260	ALD	64
		ASTM D2974-87	PDV	1
40234318015	**SB-11 (4-6)**	WI MOD DRO	MRN	1
		WI MOD GRO	ALD	1
		EPA 6010D	TXW	7
		EPA 7470	AJT	1
		EPA 8260	ALD	64
		ASTM D2974-87	PDV	1
40234318016	**SB-11 (6-8)**	WI MOD DRO	MRN	1
		WI MOD GRO	ALD	1
		EPA 6010D	TXW	7
		EPA 7470	AJT	1
		EPA 8260	ALD	64
		ASTM D2974-87	PDV	1
40234318017	**SB-12 (6-8)**	WI MOD DRO	MRN	1
		WI MOD GRO	ALD	1
		EPA 6010D	TXW	7
		EPA 7470	AJT	1
		EPA 8260	ALD	64
		ASTM D2974-87	PDV	1
40234318018	**SB-13 (6-7.5)**	WI MOD DRO	MRN	1
		WI MOD GRO	ALD	1
		EPA 6010D	TXW	7
		EPA 7470	AJT	1
		EPA 8260	ALD	64
		ASTM D2974-87	PDV	1
40234318019	**SB-14 (6-7)**	WI MOD DRO	MRN	1
		WI MOD GRO	ALD	1
		EPA 6010D	TXW	7

This report shall not be reproduced, except in full,
without the written consent of Pace Analytical Services, LLC.

Pace Analytical Services, LLC
1241 Bellevue Street - Suite 9
Green Bay, WI 54302
(920)469-2436

SAMPLE ANALYTE COUNT

Project: J210618 STH 54 SEYMOUR
Pace Project No.: 40234318

Lab ID	Sample ID	Method	Analysts	Analytes Reported
		EPA 7470	AJT	1
		EPA 8260	ALD	64
		ASTM D2974-87	PDV	1

PASI-G = Pace Analytical Services - Green Bay

This report shall not be reproduced, except in full,
without the written consent of Pace Analytical Services, LLC.

Pace Analytical Services, LLC
1241 Bellevue Street - Suite 9
Green Bay, WI 54302
(920)469-2436

SUMMARY OF DETECTION

Project: J210618 STH 54 SEYMOUR
Pace Project No.: 40234318

Lab Sample ID / Method	Client Sample ID / Parameters	Result	Units	Report Limit	Analyzed	Qualifiers
40234318001	**SB-01 (8-10.5)**					
WI MOD GRO	Gasoline Range Organics	1.4J	mg/kg	2.8	10/05/21 19:54	
EPA 6010D	Barium	0.33	mg/L	0.0050	10/06/21 23:06	
EPA 6010D	Cadmium	0.0016J	mg/L	0.0050	10/06/21 23:06	
ASTM D2974-87	Percent Moisture	11.7	%	0.10	10/04/21 17:44	
40234318002	**SB-02 (6-8)**					
WI MOD DRO	Diesel Range Organics	1.6J	mg/kg	4.8	10/07/21 09:25	
WI MOD GRO	Gasoline Range Organics	4.9	mg/kg	3.6	10/05/21 20:20	G+
EPA 6010D	Arsenic	0.0088J	mg/L	0.025	10/06/21 23:20	
EPA 6010D	Barium	0.37	mg/L	0.0050	10/06/21 23:20	
EPA 8260	n-Propylbenzene	22.0J	ug/kg	82.1	10/04/21 18:13	
ASTM D2974-87	Percent Moisture	20.6	%	0.10	10/04/21 17:44	
40234318003	**SB-03 (2-4)**					
WI MOD DRO	Diesel Range Organics	2.4J	mg/kg	3.9	10/07/21 09:34	
EPA 6010D	Barium	0.22	mg/L	0.0050	10/06/21 23:25	
EPA 6010D	Cadmium	0.0015J	mg/L	0.0050	10/06/21 23:25	
ASTM D2974-87	Percent Moisture	12.3	%	0.10	10/04/21 17:44	
40234318004	**SB-04 (2-4)**					
EPA 6010D	Barium	0.38	mg/L	0.0050	10/06/21 23:28	
EPA 6010D	Cadmium	0.0016J	mg/L	0.0050	10/06/21 23:28	
ASTM D2974-87	Percent Moisture	14.1	%	0.10	10/04/21 17:45	
40234318005	**SB-04 (6-7)**					
EPA 6010D	Barium	0.29	mg/L	0.0050	10/06/21 23:31	
EPA 8260	Benzene	70.3	ug/kg	26.8	10/04/21 19:12	
ASTM D2974-87	Percent Moisture	14.6	%	0.10	10/04/21 17:45	
40234318006	**SB-05 (4-6)**					
WI MOD DRO	Diesel Range Organics	10.5	mg/kg	5.0	10/07/21 10:01	DC
WI MOD GRO	Gasoline Range Organics	6.1	mg/kg	2.9	10/05/21 22:02	G-
EPA 6010D	Barium	0.33	mg/L	0.0050	10/06/21 23:33	
EPA 7470	Mercury	0.10J	ug/L	0.20	10/12/21 09:42	
EPA 8260	Ethylbenzene	95.1	ug/kg	67.6	10/04/21 22:46	
EPA 8260	Isopropylbenzene (Cumene)	19.3J	ug/kg	67.6	10/04/21 22:46	
EPA 8260	n-Propylbenzene	94.2	ug/kg	67.6	10/04/21 22:46	
EPA 8260	sec-Butylbenzene	19.2J	ug/kg	67.6	10/04/21 22:46	
ASTM D2974-87	Percent Moisture	15.0	%	0.10	10/04/21 17:45	
40234318007	**SB-05 (6-7)**					
WI MOD DRO	Diesel Range Organics	61.4	mg/kg	4.3	10/07/21 12:26	DC
WI MOD GRO	Gasoline Range Organics	209	mg/kg	5.9	10/05/21 13:04	GO
EPA 6010D	Barium	0.28	mg/L	0.0050	10/06/21 23:36	
EPA 6010D	Silver	0.0034J	mg/L	0.010	10/06/21 23:36	
EPA 7470	Mercury	0.21	ug/L	0.20	10/12/21 09:44	
EPA 8260	1,2,4-Trimethylbenzene	54700	ug/kg	536	10/04/21 23:06	
EPA 8260	1,3,5-Trimethylbenzene	13100	ug/kg	536	10/04/21 23:06	
EPA 8260	Benzene	709	ug/kg	215	10/04/21 23:06	
EPA 8260	Ethylbenzene	16600	ug/kg	536	10/04/21 23:06	

This report shall not be reproduced, except in full,
without the written consent of Pace Analytical Services, LLC.

Pace Analytical Services, LLC
1241 Bellevue Street - Suite 9
Green Bay, WI 54302
(920)469-2436

SUMMARY OF DETECTION

Project: J210618 STH 54 SEYMOUR
Pace Project No.: 40234318

Lab Sample ID / Method	Client Sample ID / Parameters	Result	Units	Report Limit	Analyzed	Qualifiers
40234318007	**SB-05 (6-7)**					
EPA 8260	Isopropylbenzene (Cumene)	2340	ug/kg	536	10/04/21 23:06	
EPA 8260	Naphthalene	6180	ug/kg	2680	10/04/21 23:06	
EPA 8260	Toluene	1830	ug/kg	536	10/04/21 23:06	
EPA 8260	m&p-Xylene	32100	ug/kg	1070	10/04/21 23:06	
EPA 8260	n-Butylbenzene	6760	ug/kg	536	10/04/21 23:06	
EPA 8260	n-Propylbenzene	10200	ug/kg	536	10/04/21 23:06	
EPA 8260	o-Xylene	7010	ug/kg	536	10/04/21 23:06	
EPA 8260	p-Isopropyltoluene	814	ug/kg	536	10/04/21 23:06	
EPA 8260	sec-Butylbenzene	1540	ug/kg	536	10/04/21 23:06	
ASTM D2974-87	Percent Moisture	14.6	%	0.10	10/04/21 17:45	
40234318008	**SB-06 (2-3)**					
WI MOD DRO	Diesel Range Organics	1.4J	mg/kg	4.5	10/11/21 10:02	
WI MOD GRO	Gasoline Range Organics	3.8	mg/kg	3.0	10/08/21 01:31	1q
EPA 6010D	Barium	0.36	mg/L	0.0050	10/06/21 23:43	
EPA 6010D	Cadmium	0.0015J	mg/L	0.0050	10/06/21 23:43	
EPA 6010D	Chromium	0.0032J	mg/L	0.010	10/06/21 23:43	
EPA 6010D	Lead	0.0086J	mg/L	0.020	10/06/21 23:43	
EPA 7470	Mercury	0.37	ug/L	0.20	10/12/21 09:47	
ASTM D2974-87	Percent Moisture	15.8	%	0.10	10/04/21 17:45	
40234318009	**SB-06 (4-6)**					
WI MOD GRO	Gasoline Range Organics	5.2	mg/kg	2.9	10/08/21 01:57	1q
EPA 6010D	Barium	0.54	mg/L	0.010	10/07/21 10:34	
EPA 7470	Mercury	0.37	ug/L	0.20	10/12/21 09:49	
ASTM D2974-87	Percent Moisture	15.1	%	0.10	10/04/21 17:45	
40234318010	**SB-07 (2-3)**					
EPA 6010D	Barium	0.18	mg/L	0.0050	10/06/21 23:49	
EPA 7470	Mercury	0.29	ug/L	0.20	10/12/21 09:51	
ASTM D2974-87	Percent Moisture	13.3	%	0.10	10/04/21 17:45	
40234318011	**SB-08 (2-3)**					
EPA 6010D	Barium	0.22	mg/L	0.0050	10/07/21 00:02	
EPA 6010D	Silver	0.0033J	mg/L	0.010	10/07/21 00:02	
ASTM D2974-87	Percent Moisture	18.0	%	0.10	10/04/21 17:45	
40234318012	**SB-09 (2-4)**					
EPA 6010D	Barium	0.21	mg/L	0.0050	10/07/21 00:05	
EPA 6010D	Silver	0.0037J	mg/L	0.010	10/07/21 00:05	
ASTM D2974-87	Percent Moisture	14.5	%	0.10	10/04/21 17:46	
40234318013	**SB-10 (2-4)**					
WI MOD DRO	Diesel Range Organics	707	mg/kg	71.4	10/11/21 12:24	DC
WI MOD GRO	Gasoline Range Organics	2050	mg/kg	60.5	10/06/21 14:29	GO
EPA 6010D	Barium	0.31	mg/L	0.010	10/07/21 10:37	
EPA 8260	1,2,4-Trimethylbenzene	286000	ug/kg	2840	10/08/21 12:02	
EPA 8260	1,3,5-Trimethylbenzene	89100	ug/kg	2840	10/08/21 12:02	
EPA 8260	Ethylbenzene	17600	ug/kg	2840	10/08/21 12:02	
EPA 8260	Isopropylbenzene (Cumene)	3090	ug/kg	2840	10/08/21 12:02	

This report shall not be reproduced, except in full,
without the written consent of Pace Analytical Services, LLC.

Pace Analytical Services, LLC
1241 Bellevue Street - Suite 9
Green Bay, WI 54302
(920)469-2436

SUMMARY OF DETECTION

Project: J210618 STH 54 SEYMOUR
Pace Project No.: 40234318

Lab Sample ID / Method	Client Sample ID / Parameters	Result	Units	Report Limit	Analyzed	Qualifiers
40234318013	**SB-10 (2-4)**					
EPA 8260	Naphthalene	35300	ug/kg	14200	10/08/21 12:02	
EPA 8260	Toluene	881J	ug/kg	2840	10/08/21 12:02	
EPA 8260	m&p-Xylene	287000	ug/kg	5670	10/08/21 12:02	
EPA 8260	n-Butylbenzene	24500	ug/kg	2840	10/08/21 12:02	
EPA 8260	n-Propylbenzene	16500	ug/kg	2840	10/08/21 12:02	
EPA 8260	o-Xylene	112000	ug/kg	2840	10/08/21 12:02	
EPA 8260	p-Isopropyltoluene	2260J	ug/kg	2840	10/08/21 12:02	1q
EPA 8260	sec-Butylbenzene	3440	ug/kg	2840	10/08/21 12:02	1q
ASTM D2974-87	Percent Moisture	17.3	%	0.10	10/04/21 17:46	
40234318014	**SB-10 (6-7.5)**					
WI MOD DRO	Diesel Range Organics	11.3	mg/kg	4.5	10/11/21 08:22	DC
WI MOD GRO	Gasoline Range Organics	217	mg/kg	5.8	10/06/21 14:55	GO
EPA 6010D	Arsenic	0.0099J	mg/L	0.025	10/07/21 00:15	
EPA 6010D	Barium	0.36	mg/L	0.0050	10/07/21 00:15	
EPA 6010D	Cadmium	0.0013J	mg/L	0.0050	10/07/21 00:15	
EPA 8260	1,2,4-Trimethylbenzene	6910	ug/kg	65.8	10/08/21 11:21	
EPA 8260	1,3,5-Trimethylbenzene	1500	ug/kg	65.8	10/08/21 11:21	
EPA 8260	Ethylbenzene	138	ug/kg	65.8	10/08/21 11:21	
EPA 8260	Isopropylbenzene (Cumene)	46.4J	ug/kg	65.8	10/08/21 11:21	
EPA 8260	Naphthalene	603	ug/kg	329	10/08/21 11:21	
EPA 8260	m&p-Xylene	1760	ug/kg	132	10/08/21 11:21	
EPA 8260	n-Propylbenzene	238	ug/kg	65.8	10/08/21 11:21	
EPA 8260	o-Xylene	449	ug/kg	65.8	10/08/21 11:21	
EPA 8260	p-Isopropyltoluene	178	ug/kg	65.8	10/08/21 11:21	1q
EPA 8260	sec-Butylbenzene	118	ug/kg	65.8	10/08/21 11:21	1q
ASTM D2974-87	Percent Moisture	13.7	%	0.10	10/04/21 17:46	
40234318015	**SB-11 (4-6)**					
WI MOD DRO	Diesel Range Organics	2.3J	mg/kg	4.8	10/11/21 08:31	
WI MOD GRO	Gasoline Range Organics	51.1	mg/kg	3.0	10/06/21 13:22	G+
EPA 6010D	Arsenic	0.0088J	mg/L	0.025	10/07/21 00:18	
EPA 6010D	Barium	0.33	mg/L	0.0050	10/07/21 00:18	
EPA 8260	1,2,4-Trimethylbenzene	88.1	ug/kg	69.7	10/08/21 11:01	
EPA 8260	p-Isopropyltoluene	23.0J	ug/kg	69.7	10/08/21 11:01	1q
EPA 8260	sec-Butylbenzene	41.7J	ug/kg	69.7	10/08/21 11:01	1q
ASTM D2974-87	Percent Moisture	16.5	%	0.10	10/04/21 17:46	
40234318016	**SB-11 (6-8)**					
WI MOD DRO	Diesel Range Organics	41.3	mg/kg	4.1	10/11/21 08:40	DC
WI MOD GRO	Gasoline Range Organics	295	mg/kg	11.3	10/06/21 15:21	GO
EPA 6010D	Barium	0.31	mg/L	0.010	10/07/21 10:40	
EPA 8260	1,2,4-Trimethylbenzene	5710	ug/kg	63.3	10/08/21 11:42	
EPA 8260	1,3,5-Trimethylbenzene	257	ug/kg	63.3	10/08/21 11:42	
EPA 8260	Ethylbenzene	351	ug/kg	63.3	10/08/21 11:42	
EPA 8260	Isopropylbenzene (Cumene)	68.3	ug/kg	63.3	10/08/21 11:42	
EPA 8260	Naphthalene	862	ug/kg	316	10/08/21 11:42	
EPA 8260	Toluene	17.1J	ug/kg	63.3	10/08/21 11:42	
EPA 8260	m&p-Xylene	1130	ug/kg	127	10/08/21 11:42	

REPORT OF LABORATORY ANALYSIS

This report shall not be reproduced, except in full,
without the written consent of Pace Analytical Services, LLC.

Pace Analytical Services, LLC
1241 Bellevue Street - Suite 9
Green Bay, WI 54302
(920)469-2436

SUMMARY OF DETECTION

Project: J210618 STH 54 SEYMOUR
Pace Project No.: 40234318

Lab Sample ID / Method	Client Sample ID / Parameters	Result	Units	Report Limit	Analyzed	Qualifiers
40234318016	**SB-11 (6-8)**					
EPA 8260	n-Butylbenzene	354	ug/kg	63.3	10/08/21 11:42	
EPA 8260	n-Propylbenzene	314	ug/kg	63.3	10/08/21 11:42	
EPA 8260	o-Xylene	68.3	ug/kg	63.3	10/08/21 11:42	
EPA 8260	p-Isopropyltoluene	67.9	ug/kg	63.3	10/08/21 11:42	1q
EPA 8260	sec-Butylbenzene	79.5	ug/kg	63.3	10/08/21 11:42	1q
ASTM D2974-87	Percent Moisture	11.7	%	0.10	10/04/21 18:16	
40234318017	**SB-12 (6-8)**					
EPA 6010D	Barium	0.18	mg/L	0.0050	10/07/21 00:23	
ASTM D2974-87	Percent Moisture	12.1	%	0.10	10/04/21 18:16	
40234318018	**SB-13 (6-7.5)**					
WI MOD DRO	Diesel Range Organics	1.3J	mg/kg	4.2	10/11/21 09:43	
EPA 6010D	Arsenic	0.011J	mg/L	0.025	10/06/21 22:31	
EPA 6010D	Barium	0.22	mg/L	0.0050	10/06/21 22:31	
ASTM D2974-87	Percent Moisture	12.0	%	0.10	10/04/21 18:16	
40234318019	**SB-14 (6-7)**					
EPA 6010D	Arsenic	0.0091J	mg/L	0.025	10/06/21 22:34	
EPA 6010D	Barium	0.21	mg/L	0.0050	10/06/21 22:34	
ASTM D2974-87	Percent Moisture	11.7	%	0.10	10/04/21 18:16	

This report shall not be reproduced, except in full,
without the written consent of Pace Analytical Services, LLC.

Pace Analytical Services, LLC
1241 Bellevue Street - Suite 9
Green Bay, WI 54302
(920)469-2436

ANALYTICAL RESULTS

Project: J210618 STH 54 SEYMOUR
Pace Project No.: 40234318

Sample: SB-01 (8-10.5) **Lab ID: 40234318001** Collected: 09/29/21 10:30 Received: 10/01/21 08:50 Matrix: Solid

Results reported on a "dry weight" basis and are adjusted for percent moisture, sample size and any dilutions.

Parameters	Results	Units	LOQ	LOD	DF	Prepared	Analyzed	CAS No.	Qual
WIDRO GCS	Analytical Method: WI MOD DRO Preparation Method: WI MOD DRO Pace Analytical Services - Green Bay								
Diesel Range Organics	**<1.2**	mg/kg	4.2	1.2	1	10/06/21 08:48	10/07/21 09:16		
WIGRO GCV	Analytical Method: WI MOD GRO Preparation Method: TPH GRO/PVOC WI ext. Pace Analytical Services - Green Bay								
Gasoline Range Organics	**1.4J**	mg/kg	2.8	1.4	1	10/05/21 09:30	10/05/21 19:54		
6010D MET ICP, TCLP	Analytical Method: EPA 6010D Preparation Method: EPA 3010A Leachate Method/Date: EPA 1311; 10/05/21 15:00 Pace Analytical Services - Green Bay								
Arsenic	**<0.0084**	mg/L	0.025	0.0084	1	10/06/21 11:42	10/06/21 23:06	7440-38-2	
Barium	**0.33**	mg/L	0.0050	0.0015	1	10/06/21 11:42	10/06/21 23:06	7440-39-3	
Cadmium	**0.0016J**	mg/L	0.0050	0.0013	1	10/06/21 11:42	10/06/21 23:06	7440-43-9	
Chromium	**<0.0025**	mg/L	0.010	0.0025	1	10/06/21 11:42	10/06/21 23:06	7440-47-3	
Lead	**<0.0059**	mg/L	0.020	0.0059	1	10/06/21 11:42	10/06/21 23:06	7439-92-1	
Selenium	**<0.012**	mg/L	0.040	0.012	1	10/06/21 11:42	10/06/21 23:06	7782-49-2	
Silver	**<0.0032**	mg/L	0.010	0.0032	1	10/06/21 11:42	10/06/21 23:06	7440-22-4	
7470 Mercury, TCLP	Analytical Method: EPA 7470 Preparation Method: EPA 7470 Leachate Method/Date: EPA 1311; 10/05/21 15:00 Pace Analytical Services - Green Bay								
Mercury	**<0.066**	ug/L	0.20	0.066	1	10/11/21 12:25	10/12/21 09:21	7439-97-6	
8260 MSV Med Level Normal List	Analytical Method: EPA 8260 Preparation Method: EPA 5035/5030B Pace Analytical Services - Green Bay								
1,1,1,2-Tetrachloroethane	**<15.2**	ug/kg	63.3	15.2	1	10/04/21 11:15	10/04/21 17:54	630-20-6	
1,1,1-Trichloroethane	**<16.2**	ug/kg	63.3	16.2	1	10/04/21 11:15	10/04/21 17:54	71-55-6	
1,1,2,2-Tetrachloroethane	**<22.9**	ug/kg	63.3	22.9	1	10/04/21 11:15	10/04/21 17:54	79-34-5	
1,1,2-Trichloroethane	**<23.0**	ug/kg	63.3	23.0	1	10/04/21 11:15	10/04/21 17:54	79-00-5	
1,1-Dichloroethane	**<16.2**	ug/kg	63.3	16.2	1	10/04/21 11:15	10/04/21 17:54	75-34-3	
1,1-Dichloroethene	**<21.0**	ug/kg	63.3	21.0	1	10/04/21 11:15	10/04/21 17:54	75-35-4	
1,1-Dichloropropene	**<20.5**	ug/kg	63.3	20.5	1	10/04/21 11:15	10/04/21 17:54	563-58-6	
1,2,3-Trichlorobenzene	**<70.5**	ug/kg	316	70.5	1	10/04/21 11:15	10/04/21 17:54	87-61-6	
1,2,3-Trichloropropane	**<30.8**	ug/kg	63.3	30.8	1	10/04/21 11:15	10/04/21 17:54	96-18-4	
1,2,4-Trichlorobenzene	**<52.1**	ug/kg	316	52.1	1	10/04/21 11:15	10/04/21 17:54	120-82-1	
1,2,4-Trimethylbenzene	**<18.9**	ug/kg	63.3	18.9	1	10/04/21 11:15	10/04/21 17:54	95-63-6	
1,2-Dibromo-3-chloropropane	**<49.1**	ug/kg	316	49.1	1	10/04/21 11:15	10/04/21 17:54	96-12-8	
1,2-Dibromoethane (EDB)	**<17.3**	ug/kg	63.3	17.3	1	10/04/21 11:15	10/04/21 17:54	106-93-4	
1,2-Dichlorobenzene	**<19.6**	ug/kg	63.3	19.6	1	10/04/21 11:15	10/04/21 17:54	95-50-1	
1,2-Dichloroethane	**<14.6**	ug/kg	63.3	14.6	1	10/04/21 11:15	10/04/21 17:54	107-06-2	
1,2-Dichloropropane	**<15.1**	ug/kg	63.3	15.1	1	10/04/21 11:15	10/04/21 17:54	78-87-5	
1,3,5-Trimethylbenzene	**<20.4**	ug/kg	63.3	20.4	1	10/04/21 11:15	10/04/21 17:54	108-67-8	
1,3-Dichlorobenzene	**<17.3**	ug/kg	63.3	17.3	1	10/04/21 11:15	10/04/21 17:54	541-73-1	
1,3-Dichloropropane	**<13.8**	ug/kg	63.3	13.8	1	10/04/21 11:15	10/04/21 17:54	142-28-9	

REPORT OF LABORATORY ANALYSIS

This report shall not be reproduced, except in full,
without the written consent of Pace Analytical Services, LLC.

Pace Analytical Services, LLC
1241 Bellevue Street - Suite 9
Green Bay, WI 54302
(920)469-2436

ANALYTICAL RESULTS

Project: J210618 STH 54 SEYMOUR
Pace Project No.: 40234318

Sample: SB-01 (8-10.5) **Lab ID: 40234318001** Collected: 09/29/21 10:30 Received: 10/01/21 08:50 Matrix: Solid

Results reported on a "dry weight" basis and are adjusted for percent moisture, sample size and any dilutions.

Parameters	Results	Units	LOQ	LOD	DF	Prepared	Analyzed	CAS No.	Qual
8260 MSV Med Level Normal List	Analytical Method: EPA 8260 Preparation Method: EPA 5035/5030B Pace Analytical Services - Green Bay								
1,4-Dichlorobenzene	**<17.3**	ug/kg	63.3	17.3	1	10/04/21 11:15	10/04/21 17:54	106-46-7	
2,2-Dichloropropane	**<17.1**	ug/kg	63.3	17.1	1	10/04/21 11:15	10/04/21 17:54	594-20-7	
2-Chlorotoluene	**<20.5**	ug/kg	63.3	20.5	1	10/04/21 11:15	10/04/21 17:54	95-49-8	
4-Chlorotoluene	**<24.0**	ug/kg	63.3	24.0	1	10/04/21 11:15	10/04/21 17:54	106-43-4	
Benzene	**<15.1**	ug/kg	25.3	15.1	1	10/04/21 11:15	10/04/21 17:54	71-43-2	
Bromobenzene	**<24.7**	ug/kg	63.3	24.7	1	10/04/21 11:15	10/04/21 17:54	108-86-1	
Bromochloromethane	**<17.3**	ug/kg	63.3	17.3	1	10/04/21 11:15	10/04/21 17:54	74-97-5	
Bromodichloromethane	**<15.1**	ug/kg	63.3	15.1	1	10/04/21 11:15	10/04/21 17:54	75-27-4	
Bromoform	**<278**	ug/kg	316	278	1	10/04/21 11:15	10/04/21 17:54	75-25-2	
Bromomethane	**<88.7**	ug/kg	316	88.7	1	10/04/21 11:15	10/04/21 17:54	74-83-9	
Carbon tetrachloride	**<13.9**	ug/kg	63.3	13.9	1	10/04/21 11:15	10/04/21 17:54	56-23-5	
Chlorobenzene	**<7.6**	ug/kg	63.3	7.6	1	10/04/21 11:15	10/04/21 17:54	108-90-7	
Chloroethane	**<26.7**	ug/kg	316	26.7	1	10/04/21 11:15	10/04/21 17:54	75-00-3	
Chloroform	**<45.3**	ug/kg	316	45.3	1	10/04/21 11:15	10/04/21 17:54	67-66-3	
Chloromethane	**<24.0**	ug/kg	63.3	24.0	1	10/04/21 11:15	10/04/21 17:54	74-87-3	
Dibromochloromethane	**<216**	ug/kg	316	216	1	10/04/21 11:15	10/04/21 17:54	124-48-1	
Dibromomethane	**<18.7**	ug/kg	63.3	18.7	1	10/04/21 11:15	10/04/21 17:54	74-95-3	
Dichlorodifluoromethane	**<27.2**	ug/kg	63.3	27.2	1	10/04/21 11:15	10/04/21 17:54	75-71-8	
Diisopropyl ether	**<15.7**	ug/kg	63.3	15.7	1	10/04/21 11:15	10/04/21 17:54	108-20-3	
Ethylbenzene	**<15.1**	ug/kg	63.3	15.1	1	10/04/21 11:15	10/04/21 17:54	100-41-4	
Hexachloro-1,3-butadiene	**<126**	ug/kg	316	126	1	10/04/21 11:15	10/04/21 17:54	87-68-3	
Isopropylbenzene (Cumene)	**<17.1**	ug/kg	63.3	17.1	1	10/04/21 11:15	10/04/21 17:54	98-82-8	
Methyl-tert-butyl ether	**<18.6**	ug/kg	63.3	18.6	1	10/04/21 11:15	10/04/21 17:54	1634-04-4	
Methylene Chloride	**<17.6**	ug/kg	63.3	17.6	1	10/04/21 11:15	10/04/21 17:54	75-09-2	
Naphthalene	**<19.7**	ug/kg	316	19.7	1	10/04/21 11:15	10/04/21 17:54	91-20-3	
Styrene	**<16.2**	ug/kg	63.3	16.2	1	10/04/21 11:15	10/04/21 17:54	100-42-5	
Tetrachloroethene	**<24.6**	ug/kg	63.3	24.6	1	10/04/21 11:15	10/04/21 17:54	127-18-4	
Toluene	**<15.9**	ug/kg	63.3	15.9	1	10/04/21 11:15	10/04/21 17:54	108-88-3	
Trichloroethene	**<23.7**	ug/kg	63.3	23.7	1	10/04/21 11:15	10/04/21 17:54	79-01-6	
Trichlorofluoromethane	**<18.4**	ug/kg	63.3	18.4	1	10/04/21 11:15	10/04/21 17:54	75-69-4	
Vinyl chloride	**<12.8**	ug/kg	63.3	12.8	1	10/04/21 11:15	10/04/21 17:54	75-01-4	
cis-1,2-Dichloroethene	**<13.5**	ug/kg	63.3	13.5	1	10/04/21 11:15	10/04/21 17:54	156-59-2	
cis-1,3-Dichloropropene	**<41.8**	ug/kg	316	41.8	1	10/04/21 11:15	10/04/21 17:54	10061-01-5	
m&p-Xylene	**<26.7**	ug/kg	127	26.7	1	10/04/21 11:15	10/04/21 17:54	179601-23-1	
n-Butylbenzene	**<29.0**	ug/kg	63.3	29.0	1	10/04/21 11:15	10/04/21 17:54	104-51-8	
n-Propylbenzene	**<15.2**	ug/kg	63.3	15.2	1	10/04/21 11:15	10/04/21 17:54	103-65-1	
o-Xylene	**<19.0**	ug/kg	63.3	19.0	1	10/04/21 11:15	10/04/21 17:54	95-47-6	
p-Isopropyltoluene	**<19.2**	ug/kg	63.3	19.2	1	10/04/21 11:15	10/04/21 17:54	99-87-6	
sec-Butylbenzene	**<15.4**	ug/kg	63.3	15.4	1	10/04/21 11:15	10/04/21 17:54	135-98-8	
tert-Butylbenzene	**<19.9**	ug/kg	63.3	19.9	1	10/04/21 11:15	10/04/21 17:54	98-06-6	
trans-1,2-Dichloroethene	**<13.7**	ug/kg	63.3	13.7	1	10/04/21 11:15	10/04/21 17:54	156-60-5	
trans-1,3-Dichloropropene	**<181**	ug/kg	316	181	1	10/04/21 11:15	10/04/21 17:54	10061-02-6	
Surrogates									
Toluene-d8 (S)	113	%	67-159		1	10/04/21 11:15	10/04/21 17:54	2037-26-5	

REPORT OF LABORATORY ANALYSIS

This report shall not be reproduced, except in full,
without the written consent of Pace Analytical Services, LLC.

Pace Analytical Services, LLC
1241 Bellevue Street - Suite 9
Green Bay, WI 54302
(920)469-2436

ANALYTICAL RESULTS

Project: J210618 STH 54 SEYMOUR
Pace Project No.: 40234318

Sample: SB-01 (8-10.5) **Lab ID: 40234318001** Collected: 09/29/21 10:30 Received: 10/01/21 08:50 Matrix: Solid

Results reported on a "dry weight" basis and are adjusted for percent moisture, sample size and any dilutions.

Parameters	Results	Units	LOQ	LOD	DF	Prepared	Analyzed	CAS No.	Qual
8260 MSV Med Level Normal List	Analytical Method: EPA 8260 Preparation Method: EPA 5035/5030B Pace Analytical Services - Green Bay								
Surrogates									
4-Bromofluorobenzene (S)	117	%	66-153		1	10/04/21 11:15	10/04/21 17:54	460-00-4	
1,2-Dichlorobenzene-d4 (S)	119	%	82-158		1	10/04/21 11:15	10/04/21 17:54	2199-69-1	
Percent Moisture	Analytical Method: ASTM D2974-87 Pace Analytical Services - Green Bay								
Percent Moisture	**11.7**	%	0.10	0.10	1		10/04/21 17:44		

Sample: SB-02 (6-8) **Lab ID: 40234318002** Collected: 09/29/21 12:00 Received: 10/01/21 08:50 Matrix: Solid

Results reported on a "dry weight" basis and are adjusted for percent moisture, sample size and any dilutions.

Parameters	Results	Units	LOQ	LOD	DF	Prepared	Analyzed	CAS No.	Qual
WIDRO GCS	Analytical Method: WI MOD DRO Preparation Method: WI MOD DRO Pace Analytical Services - Green Bay								
Diesel Range Organics	**1.6J**	mg/kg	4.8	1.4	1	10/06/21 08:48	10/07/21 09:25		
WIGRO GCV	Analytical Method: WI MOD GRO Preparation Method: TPH GRO/PVOC WI ext. Pace Analytical Services - Green Bay								
Gasoline Range Organics	**4.9**	mg/kg	3.6	1.8	1	10/05/21 09:30	10/05/21 20:20		G+
6010D MET ICP, TCLP	Analytical Method: EPA 6010D Preparation Method: EPA 3010A Leachate Method/Date: EPA 1311; 10/05/21 15:00 Pace Analytical Services - Green Bay								
Arsenic	**0.0088J**	mg/L	0.025	0.0084	1	10/06/21 11:42	10/06/21 23:20	7440-38-2	
Barium	**0.37**	mg/L	0.0050	0.0015	1	10/06/21 11:42	10/06/21 23:20	7440-39-3	
Cadmium	**<0.0013**	mg/L	0.0050	0.0013	1	10/06/21 11:42	10/06/21 23:20	7440-43-9	
Chromium	**<0.0025**	mg/L	0.010	0.0025	1	10/06/21 11:42	10/06/21 23:20	7440-47-3	
Lead	**<0.0059**	mg/L	0.020	0.0059	1	10/06/21 11:42	10/06/21 23:20	7439-92-1	
Selenium	**<0.012**	mg/L	0.040	0.012	1	10/06/21 11:42	10/06/21 23:20	7782-49-2	
Silver	**<0.0032**	mg/L	0.010	0.0032	1	10/06/21 11:42	10/06/21 23:20	7440-22-4	
7470 Mercury, TCLP	Analytical Method: EPA 7470 Preparation Method: EPA 7470 Leachate Method/Date: EPA 1311; 10/05/21 15:00 Pace Analytical Services - Green Bay								
Mercury	**<0.066**	ug/L	0.20	0.066	1	10/11/21 12:25	10/12/21 09:28	7439-97-6	
8260 MSV Med Level Normal List	Analytical Method: EPA 8260 Preparation Method: EPA 5035/5030B Pace Analytical Services - Green Bay								
1,1,1,2-Tetrachloroethane	**<19.7**	ug/kg	82.1	19.7	1	10/04/21 11:15	10/04/21 18:13	630-20-6	
1,1,1-Trichloroethane	**<21.0**	ug/kg	82.1	21.0	1	10/04/21 11:15	10/04/21 18:13	71-55-6	
1,1,2,2-Tetrachloroethane	**<29.7**	ug/kg	82.1	29.7	1	10/04/21 11:15	10/04/21 18:13	79-34-5	

REPORT OF LABORATORY ANALYSIS

This report shall not be reproduced, except in full,
without the written consent of Pace Analytical Services, LLC.

Pace Analytical Services, LLC
1241 Bellevue Street - Suite 9
Green Bay, WI 54302
(920)469-2436

ANALYTICAL RESULTS

Project: J210618 STH 54 SEYMOUR
Pace Project No.: 40234318

Sample: SB-02 (6-8) **Lab ID: 40234318002** Collected: 09/29/21 12:00 Received: 10/01/21 08:50 Matrix: Solid

Results reported on a "dry weight" basis and are adjusted for percent moisture, sample size and any dilutions.

Parameters	Results	Units	LOQ	LOD	DF	Prepared	Analyzed	CAS No.	Qual
8260 MSV Med Level Normal List	Analytical Method: EPA 8260 Preparation Method: EPA 5035/5030B Pace Analytical Services - Green Bay								
1,1,2-Trichloroethane	**<29.9**	ug/kg	82.1	29.9	1	10/04/21 11:15	10/04/21 18:13	79-00-5	
1,1-Dichloroethane	**<21.0**	ug/kg	82.1	21.0	1	10/04/21 11:15	10/04/21 18:13	75-34-3	
1,1-Dichloroethene	**<27.3**	ug/kg	82.1	27.3	1	10/04/21 11:15	10/04/21 18:13	75-35-4	
1,1-Dichloropropene	**<26.6**	ug/kg	82.1	26.6	1	10/04/21 11:15	10/04/21 18:13	563-58-6	
1,2,3-Trichlorobenzene	**<91.5**	ug/kg	410	91.5	1	10/04/21 11:15	10/04/21 18:13	87-61-6	
1,2,3-Trichloropropane	**<39.9**	ug/kg	82.1	39.9	1	10/04/21 11:15	10/04/21 18:13	96-18-4	
1,2,4-Trichlorobenzene	**<67.6**	ug/kg	410	67.6	1	10/04/21 11:15	10/04/21 18:13	120-82-1	
1,2,4-Trimethylbenzene	**<24.5**	ug/kg	82.1	24.5	1	10/04/21 11:15	10/04/21 18:13	95-63-6	
1,2-Dibromo-3-chloropropane	**<63.7**	ug/kg	410	63.7	1	10/04/21 11:15	10/04/21 18:13	96-12-8	
1,2-Dibromoethane (EDB)	**<22.5**	ug/kg	82.1	22.5	1	10/04/21 11:15	10/04/21 18:13	106-93-4	
1,2-Dichlorobenzene	**<25.4**	ug/kg	82.1	25.4	1	10/04/21 11:15	10/04/21 18:13	95-50-1	
1,2-Dichloroethane	**<18.9**	ug/kg	82.1	18.9	1	10/04/21 11:15	10/04/21 18:13	107-06-2	
1,2-Dichloropropane	**<19.5**	ug/kg	82.1	19.5	1	10/04/21 11:15	10/04/21 18:13	78-87-5	
1,3,5-Trimethylbenzene	**<26.4**	ug/kg	82.1	26.4	1	10/04/21 11:15	10/04/21 18:13	108-67-8	
1,3-Dichlorobenzene	**<22.5**	ug/kg	82.1	22.5	1	10/04/21 11:15	10/04/21 18:13	541-73-1	
1,3-Dichloropropane	**<17.9**	ug/kg	82.1	17.9	1	10/04/21 11:15	10/04/21 18:13	142-28-9	
1,4-Dichlorobenzene	**<22.5**	ug/kg	82.1	22.5	1	10/04/21 11:15	10/04/21 18:13	106-46-7	
2,2-Dichloropropane	**<22.2**	ug/kg	82.1	22.2	1	10/04/21 11:15	10/04/21 18:13	594-20-7	
2-Chlorotoluene	**<26.6**	ug/kg	82.1	26.6	1	10/04/21 11:15	10/04/21 18:13	95-49-8	
4-Chlorotoluene	**<31.2**	ug/kg	82.1	31.2	1	10/04/21 11:15	10/04/21 18:13	106-43-4	
Benzene	**<19.5**	ug/kg	32.8	19.5	1	10/04/21 11:15	10/04/21 18:13	71-43-2	
Bromobenzene	**<32.0**	ug/kg	82.1	32.0	1	10/04/21 11:15	10/04/21 18:13	108-86-1	
Bromochloromethane	**<22.5**	ug/kg	82.1	22.5	1	10/04/21 11:15	10/04/21 18:13	74-97-5	
Bromodichloromethane	**<19.5**	ug/kg	82.1	19.5	1	10/04/21 11:15	10/04/21 18:13	75-27-4	
Bromoform	**<361**	ug/kg	410	361	1	10/04/21 11:15	10/04/21 18:13	75-25-2	
Bromomethane	**<115**	ug/kg	410	115	1	10/04/21 11:15	10/04/21 18:13	74-83-9	
Carbon tetrachloride	**<18.1**	ug/kg	82.1	18.1	1	10/04/21 11:15	10/04/21 18:13	56-23-5	
Chlorobenzene	**<9.8**	ug/kg	82.1	9.8	1	10/04/21 11:15	10/04/21 18:13	108-90-7	
Chloroethane	**<34.6**	ug/kg	410	34.6	1	10/04/21 11:15	10/04/21 18:13	75-00-3	
Chloroform	**<58.8**	ug/kg	410	58.8	1	10/04/21 11:15	10/04/21 18:13	67-66-3	
Chloromethane	**<31.2**	ug/kg	82.1	31.2	1	10/04/21 11:15	10/04/21 18:13	74-87-3	
Dibromochloromethane	**<281**	ug/kg	410	281	1	10/04/21 11:15	10/04/21 18:13	124-48-1	
Dibromomethane	**<24.3**	ug/kg	82.1	24.3	1	10/04/21 11:15	10/04/21 18:13	74-95-3	
Dichlorodifluoromethane	**<35.3**	ug/kg	82.1	35.3	1	10/04/21 11:15	10/04/21 18:13	75-71-8	
Diisopropyl ether	**<20.4**	ug/kg	82.1	20.4	1	10/04/21 11:15	10/04/21 18:13	108-20-3	
Ethylbenzene	**<19.5**	ug/kg	82.1	19.5	1	10/04/21 11:15	10/04/21 18:13	100-41-4	
Hexachloro-1,3-butadiene	**<163**	ug/kg	410	163	1	10/04/21 11:15	10/04/21 18:13	87-68-3	
Isopropylbenzene (Cumene)	**<22.2**	ug/kg	82.1	22.2	1	10/04/21 11:15	10/04/21 18:13	98-82-8	
Methyl-tert-butyl ether	**<24.1**	ug/kg	82.1	24.1	1	10/04/21 11:15	10/04/21 18:13	1634-04-4	
Methylene Chloride	**<22.8**	ug/kg	82.1	22.8	1	10/04/21 11:15	10/04/21 18:13	75-09-2	
Naphthalene	**<25.6**	ug/kg	410	25.6	1	10/04/21 11:15	10/04/21 18:13	91-20-3	
Styrene	**<21.0**	ug/kg	82.1	21.0	1	10/04/21 11:15	10/04/21 18:13	100-42-5	
Tetrachloroethene	**<31.9**	ug/kg	82.1	31.9	1	10/04/21 11:15	10/04/21 18:13	127-18-4	
Toluene	**<20.7**	ug/kg	82.1	20.7	1	10/04/21 11:15	10/04/21 18:13	108-88-3	

REPORT OF LABORATORY ANALYSIS

This report shall not be reproduced, except in full,
without the written consent of Pace Analytical Services, LLC.

Pace Analytical Services, LLC
1241 Bellevue Street - Suite 9
Green Bay, WI 54302
(920)469-2436

ANALYTICAL RESULTS

Project: J210618 STH 54 SEYMOUR
Pace Project No.: 40234318

Sample: SB-02 (6-8) **Lab ID: 40234318002** Collected: 09/29/21 12:00 Received: 10/01/21 08:50 Matrix: Solid

Results reported on a "dry weight" basis and are adjusted for percent moisture, sample size and any dilutions.

Parameters	Results	Units	LOQ	LOD	DF	Prepared	Analyzed	CAS No.	Qual
8260 MSV Med Level Normal List	Analytical Method: EPA 8260 Preparation Method: EPA 5035/5030B Pace Analytical Services - Green Bay								
Trichloroethene	**<30.7**	ug/kg	82.1	30.7	1	10/04/21 11:15	10/04/21 18:13	79-01-6	
Trichlorofluoromethane	**<23.8**	ug/kg	82.1	23.8	1	10/04/21 11:15	10/04/21 18:13	75-69-4	
Vinyl chloride	**<16.6**	ug/kg	82.1	16.6	1	10/04/21 11:15	10/04/21 18:13	75-01-4	
cis-1,2-Dichloroethene	**<17.6**	ug/kg	82.1	17.6	1	10/04/21 11:15	10/04/21 18:13	156-59-2	
cis-1,3-Dichloropropene	**<54.2**	ug/kg	410	54.2	1	10/04/21 11:15	10/04/21 18:13	10061-01-5	
m&p-Xylene	**<34.6**	ug/kg	164	34.6	1	10/04/21 11:15	10/04/21 18:13	179601-23-1	
n-Butylbenzene	**<37.6**	ug/kg	82.1	37.6	1	10/04/21 11:15	10/04/21 18:13	104-51-8	
n-Propylbenzene	**22.0J**	ug/kg	82.1	19.7	1	10/04/21 11:15	10/04/21 18:13	103-65-1	
o-Xylene	**<24.6**	ug/kg	82.1	24.6	1	10/04/21 11:15	10/04/21 18:13	95-47-6	
p-Isopropyltoluene	**<25.0**	ug/kg	82.1	25.0	1	10/04/21 11:15	10/04/21 18:13	99-87-6	
sec-Butylbenzene	**<20.0**	ug/kg	82.1	20.0	1	10/04/21 11:15	10/04/21 18:13	135-98-8	
tert-Butylbenzene	**<25.8**	ug/kg	82.1	25.8	1	10/04/21 11:15	10/04/21 18:13	98-06-6	
trans-1,2-Dichloroethene	**<17.7**	ug/kg	82.1	17.7	1	10/04/21 11:15	10/04/21 18:13	156-60-5	
trans-1,3-Dichloropropene	**<235**	ug/kg	410	235	1	10/04/21 11:15	10/04/21 18:13	10061-02-6	
Surrogates									
Toluene-d8 (S)	124	%	67-159		1	10/04/21 11:15	10/04/21 18:13	2037-26-5	
4-Bromofluorobenzene (S)	127	%	66-153		1	10/04/21 11:15	10/04/21 18:13	460-00-4	
1,2-Dichlorobenzene-d4 (S)	124	%	82-158		1	10/04/21 11:15	10/04/21 18:13	2199-69-1	
Percent Moisture	Analytical Method: ASTM D2974-87 Pace Analytical Services - Green Bay								
Percent Moisture	**20.6**	%	0.10	0.10	1		10/04/21 17:44		

Sample: SB-03 (2-4) **Lab ID: 40234318003** Collected: 09/29/21 12:15 Received: 10/01/21 08:50 Matrix: Solid

Results reported on a "dry weight" basis and are adjusted for percent moisture, sample size and any dilutions.

Parameters	Results	Units	LOQ	LOD	DF	Prepared	Analyzed	CAS No.	Qual
WIDRO GCS	Analytical Method: WI MOD DRO Preparation Method: WI MOD DRO Pace Analytical Services - Green Bay								
Diesel Range Organics	**2.4J**	mg/kg	3.9	1.2	1	10/06/21 08:48	10/07/21 09:34		
WIGRO GCV	Analytical Method: WI MOD GRO Preparation Method: TPH GRO/PVOC WI ext. Pace Analytical Services - Green Bay								
Gasoline Range Organics	**<1.4**	mg/kg	2.9	1.4	1	10/05/21 09:30	10/05/21 20:45		
6010D MET ICP, TCLP	Analytical Method: EPA 6010D Preparation Method: EPA 3010A Leachate Method/Date: EPA 1311; 10/05/21 15:00 Pace Analytical Services - Green Bay								
Arsenic	**<0.0084**	mg/L	0.025	0.0084	1	10/06/21 11:42	10/06/21 23:25	7440-38-2	
Barium	**0.22**	mg/L	0.0050	0.0015	1	10/06/21 11:42	10/06/21 23:25	7440-39-3	
Cadmium	**0.0015J**	mg/L	0.0050	0.0013	1	10/06/21 11:42	10/06/21 23:25	7440-43-9	

REPORT OF LABORATORY ANALYSIS

This report shall not be reproduced, except in full,
without the written consent of Pace Analytical Services, LLC.

Pace Analytical Services, LLC
1241 Bellevue Street - Suite 9
Green Bay, WI 54302
(920)469-2436

ANALYTICAL RESULTS

Project: J210618 STH 54 SEYMOUR
Pace Project No.: 40234318

Sample: SB-03 (2-4) **Lab ID: 40234318003** Collected: 09/29/21 12:15 Received: 10/01/21 08:50 Matrix: Solid

Results reported on a "dry weight" basis and are adjusted for percent moisture, sample size and any dilutions.

Parameters	Results	Units	LOQ	LOD	DF	Prepared	Analyzed	CAS No.	Qual
6010D MET ICP, TCLP	Analytical Method: EPA 6010D Preparation Method: EPA 3010A Leachate Method/Date: EPA 1311; 10/05/21 15:00 Pace Analytical Services - Green Bay								
Chromium	**<0.0025**	mg/L	0.010	0.0025	1	10/06/21 11:42	10/06/21 23:25	7440-47-3	
Lead	**<0.0059**	mg/L	0.020	0.0059	1	10/06/21 11:42	10/06/21 23:25	7439-92-1	
Selenium	**<0.012**	mg/L	0.040	0.012	1	10/06/21 11:42	10/06/21 23:25	7782-49-2	
Silver	**<0.0032**	mg/L	0.010	0.0032	1	10/06/21 11:42	10/06/21 23:25	7440-22-4	
7470 Mercury, TCLP	Analytical Method: EPA 7470 Preparation Method: EPA 7470 Leachate Method/Date: EPA 1311; 10/05/21 15:00 Pace Analytical Services - Green Bay								
Mercury	**<0.066**	ug/L	0.20	0.066	1	10/11/21 12:25	10/12/21 09:30	7439-97-6	
8260 MSV Med Level Normal List	Analytical Method: EPA 8260 Preparation Method: EPA 5035/5030B Pace Analytical Services - Green Bay								
1,1,1,2-Tetrachloroethane	**<15.4**	ug/kg	64.0	15.4	1	10/04/21 11:15	10/04/21 18:33	630-20-6	
1,1,1-Trichloroethane	**<16.4**	ug/kg	64.0	16.4	1	10/04/21 11:15	10/04/21 18:33	71-55-6	
1,1,2,2-Tetrachloroethane	**<23.2**	ug/kg	64.0	23.2	1	10/04/21 11:15	10/04/21 18:33	79-34-5	
1,1,2-Trichloroethane	**<23.3**	ug/kg	64.0	23.3	1	10/04/21 11:15	10/04/21 18:33	79-00-5	
1,1-Dichloroethane	**<16.4**	ug/kg	64.0	16.4	1	10/04/21 11:15	10/04/21 18:33	75-34-3	
1,1-Dichloroethene	**<21.3**	ug/kg	64.0	21.3	1	10/04/21 11:15	10/04/21 18:33	75-35-4	
1,1-Dichloropropene	**<20.7**	ug/kg	64.0	20.7	1	10/04/21 11:15	10/04/21 18:33	563-58-6	
1,2,3-Trichlorobenzene	**<71.3**	ug/kg	320	71.3	1	10/04/21 11:15	10/04/21 18:33	87-61-6	
1,2,3-Trichloropropane	**<31.1**	ug/kg	64.0	31.1	1	10/04/21 11:15	10/04/21 18:33	96-18-4	
1,2,4-Trichlorobenzene	**<52.8**	ug/kg	320	52.8	1	10/04/21 11:15	10/04/21 18:33	120-82-1	
1,2,4-Trimethylbenzene	**<19.1**	ug/kg	64.0	19.1	1	10/04/21 11:15	10/04/21 18:33	95-63-6	
1,2-Dibromo-3-chloropropane	**<49.7**	ug/kg	320	49.7	1	10/04/21 11:15	10/04/21 18:33	96-12-8	
1,2-Dibromoethane (EDB)	**<17.5**	ug/kg	64.0	17.5	1	10/04/21 11:15	10/04/21 18:33	106-93-4	
1,2-Dichlorobenzene	**<19.8**	ug/kg	64.0	19.8	1	10/04/21 11:15	10/04/21 18:33	95-50-1	
1,2-Dichloroethane	**<14.7**	ug/kg	64.0	14.7	1	10/04/21 11:15	10/04/21 18:33	107-06-2	
1,2-Dichloropropane	**<15.2**	ug/kg	64.0	15.2	1	10/04/21 11:15	10/04/21 18:33	78-87-5	
1,3,5-Trimethylbenzene	**<20.6**	ug/kg	64.0	20.6	1	10/04/21 11:15	10/04/21 18:33	108-67-8	
1,3-Dichlorobenzene	**<17.5**	ug/kg	64.0	17.5	1	10/04/21 11:15	10/04/21 18:33	541-73-1	
1,3-Dichloropropane	**<14.0**	ug/kg	64.0	14.0	1	10/04/21 11:15	10/04/21 18:33	142-28-9	
1,4-Dichlorobenzene	**<17.5**	ug/kg	64.0	17.5	1	10/04/21 11:15	10/04/21 18:33	106-46-7	
2,2-Dichloropropane	**<17.3**	ug/kg	64.0	17.3	1	10/04/21 11:15	10/04/21 18:33	594-20-7	
2-Chlorotoluene	**<20.7**	ug/kg	64.0	20.7	1	10/04/21 11:15	10/04/21 18:33	95-49-8	
4-Chlorotoluene	**<24.3**	ug/kg	64.0	24.3	1	10/04/21 11:15	10/04/21 18:33	106-43-4	
Benzene	**<15.2**	ug/kg	25.6	15.2	1	10/04/21 11:15	10/04/21 18:33	71-43-2	
Bromobenzene	**<25.0**	ug/kg	64.0	25.0	1	10/04/21 11:15	10/04/21 18:33	108-86-1	
Bromochloromethane	**<17.5**	ug/kg	64.0	17.5	1	10/04/21 11:15	10/04/21 18:33	74-97-5	
Bromodichloromethane	**<15.2**	ug/kg	64.0	15.2	1	10/04/21 11:15	10/04/21 18:33	75-27-4	
Bromoform	**<282**	ug/kg	320	282	1	10/04/21 11:15	10/04/21 18:33	75-25-2	
Bromomethane	**<89.8**	ug/kg	320	89.8	1	10/04/21 11:15	10/04/21 18:33	74-83-9	
Carbon tetrachloride	**<14.1**	ug/kg	64.0	14.1	1	10/04/21 11:15	10/04/21 18:33	56-23-5	
Chlorobenzene	**<7.7**	ug/kg	64.0	7.7	1	10/04/21 11:15	10/04/21 18:33	108-90-7	

REPORT OF LABORATORY ANALYSIS

This report shall not be reproduced, except in full,
without the written consent of Pace Analytical Services, LLC.

Pace Analytical Services, LLC
1241 Bellevue Street - Suite 9
Green Bay, WI 54302
(920)469-2436

ANALYTICAL RESULTS

Project: J210618 STH 54 SEYMOUR
Pace Project No.: 40234318

Sample: SB-03 (2-4) **Lab ID: 40234318003** Collected: 09/29/21 12:15 Received: 10/01/21 08:50 Matrix: Solid

Results reported on a "dry weight" basis and are adjusted for percent moisture, sample size and any dilutions.

Parameters	Results	Units	LOQ	LOD	DF	Prepared	Analyzed	CAS No.	Qual
8260 MSV Med Level Normal List	Analytical Method: EPA 8260 Preparation Method: EPA 5035/5030B Pace Analytical Services - Green Bay								
Chloroethane	**<27.0**	ug/kg	320	27.0	1	10/04/21 11:15	10/04/21 18:33	75-00-3	
Chloroform	**<45.8**	ug/kg	320	45.8	1	10/04/21 11:15	10/04/21 18:33	67-66-3	
Chloromethane	**<24.3**	ug/kg	64.0	24.3	1	10/04/21 11:15	10/04/21 18:33	74-87-3	
Dibromochloromethane	**<219**	ug/kg	320	219	1	10/04/21 11:15	10/04/21 18:33	124-48-1	
Dibromomethane	**<18.9**	ug/kg	64.0	18.9	1	10/04/21 11:15	10/04/21 18:33	74-95-3	
Dichlorodifluoromethane	**<27.5**	ug/kg	64.0	27.5	1	10/04/21 11:15	10/04/21 18:33	75-71-8	
Diisopropyl ether	**<15.9**	ug/kg	64.0	15.9	1	10/04/21 11:15	10/04/21 18:33	108-20-3	
Ethylbenzene	**<15.2**	ug/kg	64.0	15.2	1	10/04/21 11:15	10/04/21 18:33	100-41-4	
Hexachloro-1,3-butadiene	**<127**	ug/kg	320	127	1	10/04/21 11:15	10/04/21 18:33	87-68-3	
Isopropylbenzene (Cumene)	**<17.3**	ug/kg	64.0	17.3	1	10/04/21 11:15	10/04/21 18:33	98-82-8	
Methyl-tert-butyl ether	**<18.8**	ug/kg	64.0	18.8	1	10/04/21 11:15	10/04/21 18:33	1634-04-4	
Methylene Chloride	**<17.8**	ug/kg	64.0	17.8	1	10/04/21 11:15	10/04/21 18:33	75-09-2	
Naphthalene	**<20.0**	ug/kg	320	20.0	1	10/04/21 11:15	10/04/21 18:33	91-20-3	
Styrene	**<16.4**	ug/kg	64.0	16.4	1	10/04/21 11:15	10/04/21 18:33	100-42-5	
Tetrachloroethene	**<24.8**	ug/kg	64.0	24.8	1	10/04/21 11:15	10/04/21 18:33	127-18-4	
Toluene	**<16.1**	ug/kg	64.0	16.1	1	10/04/21 11:15	10/04/21 18:33	108-88-3	
Trichloroethene	**<23.9**	ug/kg	64.0	23.9	1	10/04/21 11:15	10/04/21 18:33	79-01-6	
Trichlorofluoromethane	**<18.6**	ug/kg	64.0	18.6	1	10/04/21 11:15	10/04/21 18:33	75-69-4	
Vinyl chloride	**<12.9**	ug/kg	64.0	12.9	1	10/04/21 11:15	10/04/21 18:33	75-01-4	
cis-1,2-Dichloroethene	**<13.7**	ug/kg	64.0	13.7	1	10/04/21 11:15	10/04/21 18:33	156-59-2	
cis-1,3-Dichloropropene	**<42.3**	ug/kg	320	42.3	1	10/04/21 11:15	10/04/21 18:33	10061-01-5	
m&p-Xylene	**<27.0**	ug/kg	128	27.0	1	10/04/21 11:15	10/04/21 18:33	179601-23-1	
n-Butylbenzene	**<29.3**	ug/kg	64.0	29.3	1	10/04/21 11:15	10/04/21 18:33	104-51-8	
n-Propylbenzene	**<15.4**	ug/kg	64.0	15.4	1	10/04/21 11:15	10/04/21 18:33	103-65-1	
o-Xylene	**<19.2**	ug/kg	64.0	19.2	1	10/04/21 11:15	10/04/21 18:33	95-47-6	
p-Isopropyltoluene	**<19.5**	ug/kg	64.0	19.5	1	10/04/21 11:15	10/04/21 18:33	99-87-6	
sec-Butylbenzene	**<15.6**	ug/kg	64.0	15.6	1	10/04/21 11:15	10/04/21 18:33	135-98-8	
tert-Butylbenzene	**<20.1**	ug/kg	64.0	20.1	1	10/04/21 11:15	10/04/21 18:33	98-06-6	
trans-1,2-Dichloroethene	**<13.8**	ug/kg	64.0	13.8	1	10/04/21 11:15	10/04/21 18:33	156-60-5	
trans-1,3-Dichloropropene	**<183**	ug/kg	320	183	1	10/04/21 11:15	10/04/21 18:33	10061-02-6	
Surrogates									
Toluene-d8 (S)	113	%	67-159		1	10/04/21 11:15	10/04/21 18:33	2037-26-5	
4-Bromofluorobenzene (S)	118	%	66-153		1	10/04/21 11:15	10/04/21 18:33	460-00-4	
1,2-Dichlorobenzene-d4 (S)	115	%	82-158		1	10/04/21 11:15	10/04/21 18:33	2199-69-1	
Percent Moisture	Analytical Method: ASTM D2974-87 Pace Analytical Services - Green Bay								
Percent Moisture	**12.3**	%	0.10	0.10	1		10/04/21 17:44		

REPORT OF LABORATORY ANALYSIS

This report shall not be reproduced, except in full,
without the written consent of Pace Analytical Services, LLC.

Pace Analytical Services, LLC
1241 Bellevue Street - Suite 9
Green Bay, WI 54302
(920)469-2436

ANALYTICAL RESULTS

Project: J210618 STH 54 SEYMOUR
Pace Project No.: 40234318

Sample: SB-04 (2-4) **Lab ID: 40234318004** Collected: 09/29/21 13:15 Received: 10/01/21 08:50 Matrix: Solid

Results reported on a "dry weight" basis and are adjusted for percent moisture, sample size and any dilutions.

Parameters	Results	Units	LOQ	LOD	DF	Prepared	Analyzed	CAS No.	Qual
WIDRO GCS	Analytical Method: WI MOD DRO Preparation Method: WI MOD DRO Pace Analytical Services - Green Bay								
Diesel Range Organics	**<1.4**	mg/kg	4.6	1.4	1	10/06/21 08:48	10/07/21 09:43		
WIGRO GCV	Analytical Method: WI MOD GRO Preparation Method: TPH GRO/PVOC WI ext. Pace Analytical Services - Green Bay								
Gasoline Range Organics	**<1.4**	mg/kg	2.9	1.4	1	10/05/21 09:30	10/05/21 21:11		
6010D MET ICP, TCLP	Analytical Method: EPA 6010D Preparation Method: EPA 3010A Leachate Method/Date: EPA 1311; 10/05/21 15:00 Pace Analytical Services - Green Bay								
Arsenic	**<0.0084**	mg/L	0.025	0.0084	1	10/06/21 11:42	10/06/21 23:28	7440-38-2	
Barium	**0.38**	mg/L	0.0050	0.0015	1	10/06/21 11:42	10/06/21 23:28	7440-39-3	
Cadmium	**0.0016J**	mg/L	0.0050	0.0013	1	10/06/21 11:42	10/06/21 23:28	7440-43-9	
Chromium	**<0.0025**	mg/L	0.010	0.0025	1	10/06/21 11:42	10/06/21 23:28	7440-47-3	
Lead	**<0.0059**	mg/L	0.020	0.0059	1	10/06/21 11:42	10/06/21 23:28	7439-92-1	
Selenium	**<0.012**	mg/L	0.040	0.012	1	10/06/21 11:42	10/06/21 23:28	7782-49-2	
Silver	**<0.0032**	mg/L	0.010	0.0032	1	10/06/21 11:42	10/06/21 23:28	7440-22-4	
7470 Mercury, TCLP	Analytical Method: EPA 7470 Preparation Method: EPA 7470 Leachate Method/Date: EPA 1311; 10/05/21 15:00 Pace Analytical Services - Green Bay								
Mercury	**<0.066**	ug/L	0.20	0.066	1	10/11/21 12:25	10/12/21 09:33	7439-97-6	
8260 MSV Med Level Normal List	Analytical Method: EPA 8260 Preparation Method: EPA 5035/5030B Pace Analytical Services - Green Bay								
1,1,1,2-Tetrachloroethane	**<15.9**	ug/kg	66.4	15.9	1	10/04/21 11:15	10/04/21 18:52	630-20-6	
1,1,1-Trichloroethane	**<17.0**	ug/kg	66.4	17.0	1	10/04/21 11:15	10/04/21 18:52	71-55-6	
1,1,2,2-Tetrachloroethane	**<24.0**	ug/kg	66.4	24.0	1	10/04/21 11:15	10/04/21 18:52	79-34-5	
1,1,2-Trichloroethane	**<24.2**	ug/kg	66.4	24.2	1	10/04/21 11:15	10/04/21 18:52	79-00-5	
1,1-Dichloroethane	**<17.0**	ug/kg	66.4	17.0	1	10/04/21 11:15	10/04/21 18:52	75-34-3	
1,1-Dichloroethene	**<22.0**	ug/kg	66.4	22.0	1	10/04/21 11:15	10/04/21 18:52	75-35-4	
1,1-Dichloropropene	**<21.5**	ug/kg	66.4	21.5	1	10/04/21 11:15	10/04/21 18:52	563-58-6	
1,2,3-Trichlorobenzene	**<73.9**	ug/kg	332	73.9	1	10/04/21 11:15	10/04/21 18:52	87-61-6	
1,2,3-Trichloropropane	**<32.3**	ug/kg	66.4	32.3	1	10/04/21 11:15	10/04/21 18:52	96-18-4	
1,2,4-Trichlorobenzene	**<54.7**	ug/kg	332	54.7	1	10/04/21 11:15	10/04/21 18:52	120-82-1	
1,2,4-Trimethylbenzene	**<19.8**	ug/kg	66.4	19.8	1	10/04/21 11:15	10/04/21 18:52	95-63-6	
1,2-Dibromo-3-chloropropane	**<51.5**	ug/kg	332	51.5	1	10/04/21 11:15	10/04/21 18:52	96-12-8	
1,2-Dibromoethane (EDB)	**<18.2**	ug/kg	66.4	18.2	1	10/04/21 11:15	10/04/21 18:52	106-93-4	
1,2-Dichlorobenzene	**<20.6**	ug/kg	66.4	20.6	1	10/04/21 11:15	10/04/21 18:52	95-50-1	
1,2-Dichloroethane	**<15.3**	ug/kg	66.4	15.3	1	10/04/21 11:15	10/04/21 18:52	107-06-2	
1,2-Dichloropropane	**<15.8**	ug/kg	66.4	15.8	1	10/04/21 11:15	10/04/21 18:52	78-87-5	
1,3,5-Trimethylbenzene	**<21.4**	ug/kg	66.4	21.4	1	10/04/21 11:15	10/04/21 18:52	108-67-8	
1,3-Dichlorobenzene	**<18.2**	ug/kg	66.4	18.2	1	10/04/21 11:15	10/04/21 18:52	541-73-1	
1,3-Dichloropropane	**<14.5**	ug/kg	66.4	14.5	1	10/04/21 11:15	10/04/21 18:52	142-28-9	

REPORT OF LABORATORY ANALYSIS

This report shall not be reproduced, except in full,
without the written consent of Pace Analytical Services, LLC.

Pace Analytical Services, LLC
1241 Bellevue Street - Suite 9
Green Bay, WI 54302
(920)469-2436

ANALYTICAL RESULTS

Project: J210618 STH 54 SEYMOUR
Pace Project No.: 40234318

Sample: SB-04 (2-4) **Lab ID: 40234318004** Collected: 09/29/21 13:15 Received: 10/01/21 08:50 Matrix: Solid

Results reported on a "dry weight" basis and are adjusted for percent moisture, sample size and any dilutions.

Parameters	Results	Units	LOQ	LOD	DF	Prepared	Analyzed	CAS No.	Qual
8260 MSV Med Level Normal List	Analytical Method: EPA 8260 Preparation Method: EPA 5035/5030B Pace Analytical Services - Green Bay								
1,4-Dichlorobenzene	**<18.2**	ug/kg	66.4	18.2	1	10/04/21 11:15	10/04/21 18:52	106-46-7	
2,2-Dichloropropane	**<17.9**	ug/kg	66.4	17.9	1	10/04/21 11:15	10/04/21 18:52	594-20-7	
2-Chlorotoluene	**<21.5**	ug/kg	66.4	21.5	1	10/04/21 11:15	10/04/21 18:52	95-49-8	
4-Chlorotoluene	**<25.2**	ug/kg	66.4	25.2	1	10/04/21 11:15	10/04/21 18:52	106-43-4	
Benzene	**<15.8**	ug/kg	26.5	15.8	1	10/04/21 11:15	10/04/21 18:52	71-43-2	
Bromobenzene	**<25.9**	ug/kg	66.4	25.9	1	10/04/21 11:15	10/04/21 18:52	108-86-1	
Bromochloromethane	**<18.2**	ug/kg	66.4	18.2	1	10/04/21 11:15	10/04/21 18:52	74-97-5	
Bromodichloromethane	**<15.8**	ug/kg	66.4	15.8	1	10/04/21 11:15	10/04/21 18:52	75-27-4	
Bromoform	**<292**	ug/kg	332	292	1	10/04/21 11:15	10/04/21 18:52	75-25-2	
Bromomethane	**<93.1**	ug/kg	332	93.1	1	10/04/21 11:15	10/04/21 18:52	74-83-9	
Carbon tetrachloride	**<14.6**	ug/kg	66.4	14.6	1	10/04/21 11:15	10/04/21 18:52	56-23-5	
Chlorobenzene	**<8.0**	ug/kg	66.4	8.0	1	10/04/21 11:15	10/04/21 18:52	108-90-7	
Chloroethane	**<28.0**	ug/kg	332	28.0	1	10/04/21 11:15	10/04/21 18:52	75-00-3	
Chloroform	**<47.5**	ug/kg	332	47.5	1	10/04/21 11:15	10/04/21 18:52	67-66-3	
Chloromethane	**<25.2**	ug/kg	66.4	25.2	1	10/04/21 11:15	10/04/21 18:52	74-87-3	
Dibromochloromethane	**<227**	ug/kg	332	227	1	10/04/21 11:15	10/04/21 18:52	124-48-1	
Dibromomethane	**<19.6**	ug/kg	66.4	19.6	1	10/04/21 11:15	10/04/21 18:52	74-95-3	
Dichlorodifluoromethane	**<28.5**	ug/kg	66.4	28.5	1	10/04/21 11:15	10/04/21 18:52	75-71-8	
Diisopropyl ether	**<16.5**	ug/kg	66.4	16.5	1	10/04/21 11:15	10/04/21 18:52	108-20-3	
Ethylbenzene	**<15.8**	ug/kg	66.4	15.8	1	10/04/21 11:15	10/04/21 18:52	100-41-4	
Hexachloro-1,3-butadiene	**<132**	ug/kg	332	132	1	10/04/21 11:15	10/04/21 18:52	87-68-3	
Isopropylbenzene (Cumene)	**<17.9**	ug/kg	66.4	17.9	1	10/04/21 11:15	10/04/21 18:52	98-82-8	
Methyl-tert-butyl ether	**<19.5**	ug/kg	66.4	19.5	1	10/04/21 11:15	10/04/21 18:52	1634-04-4	
Methylene Chloride	**<18.5**	ug/kg	66.4	18.5	1	10/04/21 11:15	10/04/21 18:52	75-09-2	
Naphthalene	**<20.7**	ug/kg	332	20.7	1	10/04/21 11:15	10/04/21 18:52	91-20-3	
Styrene	**<17.0**	ug/kg	66.4	17.0	1	10/04/21 11:15	10/04/21 18:52	100-42-5	
Tetrachloroethene	**<25.8**	ug/kg	66.4	25.8	1	10/04/21 11:15	10/04/21 18:52	127-18-4	
Toluene	**<16.7**	ug/kg	66.4	16.7	1	10/04/21 11:15	10/04/21 18:52	108-88-3	
Trichloroethene	**<24.8**	ug/kg	66.4	24.8	1	10/04/21 11:15	10/04/21 18:52	79-01-6	
Trichlorofluoromethane	**<19.2**	ug/kg	66.4	19.2	1	10/04/21 11:15	10/04/21 18:52	75-69-4	
Vinyl chloride	**<13.4**	ug/kg	66.4	13.4	1	10/04/21 11:15	10/04/21 18:52	75-01-4	
cis-1,2-Dichloroethene	**<14.2**	ug/kg	66.4	14.2	1	10/04/21 11:15	10/04/21 18:52	156-59-2	
cis-1,3-Dichloropropene	**<43.8**	ug/kg	332	43.8	1	10/04/21 11:15	10/04/21 18:52	10061-01-5	
m&p-Xylene	**<28.0**	ug/kg	133	28.0	1	10/04/21 11:15	10/04/21 18:52	179601-23-1	
n-Butylbenzene	**<30.4**	ug/kg	66.4	30.4	1	10/04/21 11:15	10/04/21 18:52	104-51-8	
n-Propylbenzene	**<15.9**	ug/kg	66.4	15.9	1	10/04/21 11:15	10/04/21 18:52	103-65-1	
o-Xylene	**<19.9**	ug/kg	66.4	19.9	1	10/04/21 11:15	10/04/21 18:52	95-47-6	
p-Isopropyltoluene	**<20.2**	ug/kg	66.4	20.2	1	10/04/21 11:15	10/04/21 18:52	99-87-6	
sec-Butylbenzene	**<16.2**	ug/kg	66.4	16.2	1	10/04/21 11:15	10/04/21 18:52	135-98-8	
tert-Butylbenzene	**<20.8**	ug/kg	66.4	20.8	1	10/04/21 11:15	10/04/21 18:52	98-06-6	
trans-1,2-Dichloroethene	**<14.3**	ug/kg	66.4	14.3	1	10/04/21 11:15	10/04/21 18:52	156-60-5	
trans-1,3-Dichloropropene	**<190**	ug/kg	332	190	1	10/04/21 11:15	10/04/21 18:52	10061-02-6	
Surrogates									
Toluene-d8 (S)	115	%	67-159		1	10/04/21 11:15	10/04/21 18:52	2037-26-5	

REPORT OF LABORATORY ANALYSIS

This report shall not be reproduced, except in full,
without the written consent of Pace Analytical Services, LLC.

Pace Analytical Services, LLC
1241 Bellevue Street - Suite 9
Green Bay, WI 54302
(920)469-2436

ANALYTICAL RESULTS

Project: J210618 STH 54 SEYMOUR
Pace Project No.: 40234318

Sample: SB-04 (2-4) **Lab ID: 40234318004** Collected: 09/29/21 13:15 Received: 10/01/21 08:50 Matrix: Solid

Results reported on a "dry weight" basis and are adjusted for percent moisture, sample size and any dilutions.

Parameters	Results	Units	LOQ	LOD	DF	Prepared	Analyzed	CAS No.	Qual
8260 MSV Med Level Normal List	Analytical Method: EPA 8260 Preparation Method: EPA 5035/5030B Pace Analytical Services - Green Bay								
Surrogates									
4-Bromofluorobenzene (S)	122	%	66-153		1	10/04/21 11:15	10/04/21 18:52	460-00-4	
1,2-Dichlorobenzene-d4 (S)	121	%	82-158		1	10/04/21 11:15	10/04/21 18:52	2199-69-1	
Percent Moisture	Analytical Method: ASTM D2974-87 Pace Analytical Services - Green Bay								
Percent Moisture	**14.1**	%	0.10	0.10	1		10/04/21 17:45		

Sample: SB-04 (6-7) **Lab ID: 40234318005** Collected: 09/29/21 13:30 Received: 10/01/21 08:50 Matrix: Solid

Results reported on a "dry weight" basis and are adjusted for percent moisture, sample size and any dilutions.

Parameters	Results	Units	LOQ	LOD	DF	Prepared	Analyzed	CAS No.	Qual
WIDRO GCS	Analytical Method: WI MOD DRO Preparation Method: WI MOD DRO Pace Analytical Services - Green Bay								
Diesel Range Organics	**<1.6**	mg/kg	5.2	1.6	1	10/06/21 08:48	10/07/21 09:52		
WIGRO GCV	Analytical Method: WI MOD GRO Preparation Method: TPH GRO/PVOC WI ext. Pace Analytical Services - Green Bay								
Gasoline Range Organics	**<1.5**	mg/kg	3.0	1.5	1	10/05/21 09:30	10/05/21 21:36		
6010D MET ICP, TCLP	Analytical Method: EPA 6010D Preparation Method: EPA 3010A Leachate Method/Date: EPA 1311; 10/05/21 15:00 Pace Analytical Services - Green Bay								
Arsenic	**<0.0084**	mg/L	0.025	0.0084	1	10/06/21 11:42	10/06/21 23:31	7440-38-2	
Barium	**0.29**	mg/L	0.0050	0.0015	1	10/06/21 11:42	10/06/21 23:31	7440-39-3	
Cadmium	**<0.0013**	mg/L	0.0050	0.0013	1	10/06/21 11:42	10/06/21 23:31	7440-43-9	
Chromium	**<0.0025**	mg/L	0.010	0.0025	1	10/06/21 11:42	10/06/21 23:31	7440-47-3	
Lead	**<0.0059**	mg/L	0.020	0.0059	1	10/06/21 11:42	10/06/21 23:31	7439-92-1	
Selenium	**<0.012**	mg/L	0.040	0.012	1	10/06/21 11:42	10/06/21 23:31	7782-49-2	
Silver	**<0.0032**	mg/L	0.010	0.0032	1	10/06/21 11:42	10/06/21 23:31	7440-22-4	
7470 Mercury, TCLP	Analytical Method: EPA 7470 Preparation Method: EPA 7470 Leachate Method/Date: EPA 1311; 10/05/21 15:00 Pace Analytical Services - Green Bay								
Mercury	**<0.066**	ug/L	0.20	0.066	1	10/11/21 12:25	10/12/21 09:35	7439-97-6	
8260 MSV Med Level Normal List	Analytical Method: EPA 8260 Preparation Method: EPA 5035/5030B Pace Analytical Services - Green Bay								
1,1,1,2-Tetrachloroethane	**<16.1**	ug/kg	67.0	16.1	1	10/04/21 11:15	10/04/21 19:12	630-20-6	
1,1,1-Trichloroethane	**<17.2**	ug/kg	67.0	17.2	1	10/04/21 11:15	10/04/21 19:12	71-55-6	
1,1,2,2-Tetrachloroethane	**<24.3**	ug/kg	67.0	24.3	1	10/04/21 11:15	10/04/21 19:12	79-34-5	

REPORT OF LABORATORY ANALYSIS

This report shall not be reproduced, except in full,
without the written consent of Pace Analytical Services, LLC.

Pace Analytical Services, LLC
1241 Bellevue Street - Suite 9
Green Bay, WI 54302
(920)469-2436

ANALYTICAL RESULTS

Project: J210618 STH 54 SEYMOUR
Pace Project No.: 40234318

Sample: SB-04 (6-7) **Lab ID: 40234318005** Collected: 09/29/21 13:30 Received: 10/01/21 08:50 Matrix: Solid

Results reported on a "dry weight" basis and are adjusted for percent moisture, sample size and any dilutions.

Parameters	Results	Units	LOQ	LOD	DF	Prepared	Analyzed	CAS No.	Qual
8260 MSV Med Level Normal List	Analytical Method: EPA 8260 Preparation Method: EPA 5035/5030B Pace Analytical Services - Green Bay								
1,1,2-Trichloroethane	**<24.4**	ug/kg	67.0	24.4	1	10/04/21 11:15	10/04/21 19:12	79-00-5	
1,1-Dichloroethane	**<17.2**	ug/kg	67.0	17.2	1	10/04/21 11:15	10/04/21 19:12	75-34-3	
1,1-Dichloroethene	**<22.3**	ug/kg	67.0	22.3	1	10/04/21 11:15	10/04/21 19:12	75-35-4	
1,1-Dichloropropene	**<21.7**	ug/kg	67.0	21.7	1	10/04/21 11:15	10/04/21 19:12	563-58-6	
1,2,3-Trichlorobenzene	**<74.7**	ug/kg	335	74.7	1	10/04/21 11:15	10/04/21 19:12	87-61-6	
1,2,3-Trichloropropane	**<32.6**	ug/kg	67.0	32.6	1	10/04/21 11:15	10/04/21 19:12	96-18-4	
1,2,4-Trichlorobenzene	**<55.2**	ug/kg	335	55.2	1	10/04/21 11:15	10/04/21 19:12	120-82-1	
1,2,4-Trimethylbenzene	**<20.0**	ug/kg	67.0	20.0	1	10/04/21 11:15	10/04/21 19:12	95-63-6	
1,2-Dibromo-3-chloropropane	**<52.0**	ug/kg	335	52.0	1	10/04/21 11:15	10/04/21 19:12	96-12-8	
1,2-Dibromoethane (EDB)	**<18.4**	ug/kg	67.0	18.4	1	10/04/21 11:15	10/04/21 19:12	106-93-4	
1,2-Dichlorobenzene	**<20.8**	ug/kg	67.0	20.8	1	10/04/21 11:15	10/04/21 19:12	95-50-1	
1,2-Dichloroethane	**<15.4**	ug/kg	67.0	15.4	1	10/04/21 11:15	10/04/21 19:12	107-06-2	
1,2-Dichloropropane	**<16.0**	ug/kg	67.0	16.0	1	10/04/21 11:15	10/04/21 19:12	78-87-5	
1,3,5-Trimethylbenzene	**<21.6**	ug/kg	67.0	21.6	1	10/04/21 11:15	10/04/21 19:12	108-67-8	
1,3-Dichlorobenzene	**<18.4**	ug/kg	67.0	18.4	1	10/04/21 11:15	10/04/21 19:12	541-73-1	
1,3-Dichloropropane	**<14.6**	ug/kg	67.0	14.6	1	10/04/21 11:15	10/04/21 19:12	142-28-9	
1,4-Dichlorobenzene	**<18.4**	ug/kg	67.0	18.4	1	10/04/21 11:15	10/04/21 19:12	106-46-7	
2,2-Dichloropropane	**<18.1**	ug/kg	67.0	18.1	1	10/04/21 11:15	10/04/21 19:12	594-20-7	
2-Chlorotoluene	**<21.7**	ug/kg	67.0	21.7	1	10/04/21 11:15	10/04/21 19:12	95-49-8	
4-Chlorotoluene	**<25.5**	ug/kg	67.0	25.5	1	10/04/21 11:15	10/04/21 19:12	106-43-4	
Benzene	**70.3**	ug/kg	26.8	16.0	1	10/04/21 11:15	10/04/21 19:12	71-43-2	
Bromobenzene	**<26.1**	ug/kg	67.0	26.1	1	10/04/21 11:15	10/04/21 19:12	108-86-1	
Bromochloromethane	**<18.4**	ug/kg	67.0	18.4	1	10/04/21 11:15	10/04/21 19:12	74-97-5	
Bromodichloromethane	**<16.0**	ug/kg	67.0	16.0	1	10/04/21 11:15	10/04/21 19:12	75-27-4	
Bromoform	**<295**	ug/kg	335	295	1	10/04/21 11:15	10/04/21 19:12	75-25-2	
Bromomethane	**<94.0**	ug/kg	335	94.0	1	10/04/21 11:15	10/04/21 19:12	74-83-9	
Carbon tetrachloride	**<14.7**	ug/kg	67.0	14.7	1	10/04/21 11:15	10/04/21 19:12	56-23-5	
Chlorobenzene	**<8.0**	ug/kg	67.0	8.0	1	10/04/21 11:15	10/04/21 19:12	108-90-7	
Chloroethane	**<28.3**	ug/kg	335	28.3	1	10/04/21 11:15	10/04/21 19:12	75-00-3	
Chloroform	**<48.0**	ug/kg	335	48.0	1	10/04/21 11:15	10/04/21 19:12	67-66-3	
Chloromethane	**<25.5**	ug/kg	67.0	25.5	1	10/04/21 11:15	10/04/21 19:12	74-87-3	
Dibromochloromethane	**<229**	ug/kg	335	229	1	10/04/21 11:15	10/04/21 19:12	124-48-1	
Dibromomethane	**<19.8**	ug/kg	67.0	19.8	1	10/04/21 11:15	10/04/21 19:12	74-95-3	
Dichlorodifluoromethane	**<28.8**	ug/kg	67.0	28.8	1	10/04/21 11:15	10/04/21 19:12	75-71-8	
Diisopropyl ether	**<16.6**	ug/kg	67.0	16.6	1	10/04/21 11:15	10/04/21 19:12	108-20-3	
Ethylbenzene	**<16.0**	ug/kg	67.0	16.0	1	10/04/21 11:15	10/04/21 19:12	100-41-4	
Hexachloro-1,3-butadiene	**<133**	ug/kg	335	133	1	10/04/21 11:15	10/04/21 19:12	87-68-3	
Isopropylbenzene (Cumene)	**<18.1**	ug/kg	67.0	18.1	1	10/04/21 11:15	10/04/21 19:12	98-82-8	
Methyl-tert-butyl ether	**<19.7**	ug/kg	67.0	19.7	1	10/04/21 11:15	10/04/21 19:12	1634-04-4	
Methylene Chloride	**<18.6**	ug/kg	67.0	18.6	1	10/04/21 11:15	10/04/21 19:12	75-09-2	
Naphthalene	**<20.9**	ug/kg	335	20.9	1	10/04/21 11:15	10/04/21 19:12	91-20-3	
Styrene	**<17.2**	ug/kg	67.0	17.2	1	10/04/21 11:15	10/04/21 19:12	100-42-5	
Tetrachloroethene	**<26.0**	ug/kg	67.0	26.0	1	10/04/21 11:15	10/04/21 19:12	127-18-4	
Toluene	**<16.9**	ug/kg	67.0	16.9	1	10/04/21 11:15	10/04/21 19:12	108-88-3	

REPORT OF LABORATORY ANALYSIS

This report shall not be reproduced, except in full,
without the written consent of Pace Analytical Services, LLC.

Pace Analytical Services, LLC
1241 Bellevue Street - Suite 9
Green Bay, WI 54302
(920)469-2436

ANALYTICAL RESULTS

Project: J210618 STH 54 SEYMOUR
Pace Project No.: 40234318

Sample: SB-04 (6-7) **Lab ID: 40234318005** Collected: 09/29/21 13:30 Received: 10/01/21 08:50 Matrix: Solid

Results reported on a "dry weight" basis and are adjusted for percent moisture, sample size and any dilutions.

Parameters	Results	Units	LOQ	LOD	DF	Prepared	Analyzed	CAS No.	Qual
8260 MSV Med Level Normal List	Analytical Method: EPA 8260 Preparation Method: EPA 5035/5030B Pace Analytical Services - Green Bay								
Trichloroethene	**<25.1**	ug/kg	67.0	25.1	1	10/04/21 11:15	10/04/21 19:12	79-01-6	
Trichlorofluoromethane	**<19.4**	ug/kg	67.0	19.4	1	10/04/21 11:15	10/04/21 19:12	75-69-4	
Vinyl chloride	**<13.5**	ug/kg	67.0	13.5	1	10/04/21 11:15	10/04/21 19:12	75-01-4	
cis-1,2-Dichloroethene	**<14.3**	ug/kg	67.0	14.3	1	10/04/21 11:15	10/04/21 19:12	156-59-2	
cis-1,3-Dichloropropene	**<44.2**	ug/kg	335	44.2	1	10/04/21 11:15	10/04/21 19:12	10061-01-5	
m&p-Xylene	**<28.3**	ug/kg	134	28.3	1	10/04/21 11:15	10/04/21 19:12	179601-23-1	
n-Butylbenzene	**<30.7**	ug/kg	67.0	30.7	1	10/04/21 11:15	10/04/21 19:12	104-51-8	
n-Propylbenzene	**<16.1**	ug/kg	67.0	16.1	1	10/04/21 11:15	10/04/21 19:12	103-65-1	
o-Xylene	**<20.1**	ug/kg	67.0	20.1	1	10/04/21 11:15	10/04/21 19:12	95-47-6	
p-Isopropyltoluene	**<20.4**	ug/kg	67.0	20.4	1	10/04/21 11:15	10/04/21 19:12	99-87-6	
sec-Butylbenzene	**<16.4**	ug/kg	67.0	16.4	1	10/04/21 11:15	10/04/21 19:12	135-98-8	
tert-Butylbenzene	**<21.1**	ug/kg	67.0	21.1	1	10/04/21 11:15	10/04/21 19:12	98-06-6	
trans-1,2-Dichloroethene	**<14.5**	ug/kg	67.0	14.5	1	10/04/21 11:15	10/04/21 19:12	156-60-5	
trans-1,3-Dichloropropene	**<192**	ug/kg	335	192	1	10/04/21 11:15	10/04/21 19:12	10061-02-6	
Surrogates									
Toluene-d8 (S)	111	%	67-159		1	10/04/21 11:15	10/04/21 19:12	2037-26-5	
4-Bromofluorobenzene (S)	121	%	66-153		1	10/04/21 11:15	10/04/21 19:12	460-00-4	
1,2-Dichlorobenzene-d4 (S)	119	%	82-158		1	10/04/21 11:15	10/04/21 19:12	2199-69-1	
Percent Moisture	Analytical Method: ASTM D2974-87 Pace Analytical Services - Green Bay								
Percent Moisture	**14.6**	%	0.10	0.10	1		10/04/21 17:45		

Sample: SB-05 (4-6) **Lab ID: 40234318006** Collected: 09/29/21 13:50 Received: 10/01/21 08:50 Matrix: Solid

Results reported on a "dry weight" basis and are adjusted for percent moisture, sample size and any dilutions.

Parameters	Results	Units	LOQ	LOD	DF	Prepared	Analyzed	CAS No.	Qual
WIDRO GCS	Analytical Method: WI MOD DRO Preparation Method: WI MOD DRO Pace Analytical Services - Green Bay								
Diesel Range Organics	**10.5**	mg/kg	5.0	1.5	1	10/06/21 08:48	10/07/21 10:01		DC
WIGRO GCV	Analytical Method: WI MOD GRO Preparation Method: TPH GRO/PVOC WI ext. Pace Analytical Services - Green Bay								
Gasoline Range Organics	**6.1**	mg/kg	2.9	1.5	1	10/05/21 09:30	10/05/21 22:02		G-
6010D MET ICP, TCLP	Analytical Method: EPA 6010D Preparation Method: EPA 3010A Leachate Method/Date: EPA 1311; 10/05/21 15:00 Pace Analytical Services - Green Bay								
Arsenic	**<0.0084**	mg/L	0.025	0.0084	1	10/06/21 11:42	10/06/21 23:33	7440-38-2	
Barium	**0.33**	mg/L	0.0050	0.0015	1	10/06/21 11:42	10/06/21 23:33	7440-39-3	
Cadmium	**<0.0013**	mg/L	0.0050	0.0013	1	10/06/21 11:42	10/06/21 23:33	7440-43-9	

REPORT OF LABORATORY ANALYSIS

This report shall not be reproduced, except in full,
without the written consent of Pace Analytical Services, LLC.

Pace Analytical Services, LLC
1241 Bellevue Street - Suite 9
Green Bay, WI 54302
(920)469-2436

ANALYTICAL RESULTS

Project: J210618 STH 54 SEYMOUR
Pace Project No.: 40234318

Sample: SB-05 (4-6) **Lab ID: 40234318006** Collected: 09/29/21 13:50 Received: 10/01/21 08:50 Matrix: Solid

Results reported on a "dry weight" basis and are adjusted for percent moisture, sample size and any dilutions.

Parameters	Results	Units	LOQ	LOD	DF	Prepared	Analyzed	CAS No.	Qual
6010D MET ICP, TCLP	Analytical Method: EPA 6010D Preparation Method: EPA 3010A Leachate Method/Date: EPA 1311; 10/05/21 15:00 Pace Analytical Services - Green Bay								
Chromium	**<0.0025**	mg/L	0.010	0.0025	1	10/06/21 11:42	10/06/21 23:33	7440-47-3	
Lead	**<0.0059**	mg/L	0.020	0.0059	1	10/06/21 11:42	10/06/21 23:33	7439-92-1	
Selenium	**<0.012**	mg/L	0.040	0.012	1	10/06/21 11:42	10/06/21 23:33	7782-49-2	
Silver	**<0.0032**	mg/L	0.010	0.0032	1	10/06/21 11:42	10/06/21 23:33	7440-22-4	
7470 Mercury, TCLP	Analytical Method: EPA 7470 Preparation Method: EPA 7470 Leachate Method/Date: EPA 1311; 10/05/21 15:00 Pace Analytical Services - Green Bay								
Mercury	**0.10J**	ug/L	0.20	0.066	1	10/11/21 12:25	10/12/21 09:42	7439-97-6	
8260 MSV Med Level Normal List	Analytical Method: EPA 8260 Preparation Method: EPA 5035/5030B Pace Analytical Services - Green Bay								
1,1,1,2-Tetrachloroethane	**<16.2**	ug/kg	67.6	16.2	1	10/04/21 11:15	10/04/21 22:46	630-20-6	
1,1,1-Trichloroethane	**<17.3**	ug/kg	67.6	17.3	1	10/04/21 11:15	10/04/21 22:46	71-55-6	
1,1,2,2-Tetrachloroethane	**<24.5**	ug/kg	67.6	24.5	1	10/04/21 11:15	10/04/21 22:46	79-34-5	
1,1,2-Trichloroethane	**<24.6**	ug/kg	67.6	24.6	1	10/04/21 11:15	10/04/21 22:46	79-00-5	
1,1-Dichloroethane	**<17.3**	ug/kg	67.6	17.3	1	10/04/21 11:15	10/04/21 22:46	75-34-3	
1,1-Dichloroethene	**<22.5**	ug/kg	67.6	22.5	1	10/04/21 11:15	10/04/21 22:46	75-35-4	
1,1-Dichloropropene	**<21.9**	ug/kg	67.6	21.9	1	10/04/21 11:15	10/04/21 22:46	563-58-6	
1,2,3-Trichlorobenzene	**<75.4**	ug/kg	338	75.4	1	10/04/21 11:15	10/04/21 22:46	87-61-6	
1,2,3-Trichloropropane	**<32.9**	ug/kg	67.6	32.9	1	10/04/21 11:15	10/04/21 22:46	96-18-4	
1,2,4-Trichlorobenzene	**<55.7**	ug/kg	338	55.7	1	10/04/21 11:15	10/04/21 22:46	120-82-1	
1,2,4-Trimethylbenzene	**<20.2**	ug/kg	67.6	20.2	1	10/04/21 11:15	10/04/21 22:46	95-63-6	
1,2-Dibromo-3-chloropropane	**<52.5**	ug/kg	338	52.5	1	10/04/21 11:15	10/04/21 22:46	96-12-8	
1,2-Dibromoethane (EDB)	**<18.5**	ug/kg	67.6	18.5	1	10/04/21 11:15	10/04/21 22:46	106-93-4	
1,2-Dichlorobenzene	**<21.0**	ug/kg	67.6	21.0	1	10/04/21 11:15	10/04/21 22:46	95-50-1	
1,2-Dichloroethane	**<15.6**	ug/kg	67.6	15.6	1	10/04/21 11:15	10/04/21 22:46	107-06-2	
1,2-Dichloropropane	**<16.1**	ug/kg	67.6	16.1	1	10/04/21 11:15	10/04/21 22:46	78-87-5	
1,3,5-Trimethylbenzene	**<21.8**	ug/kg	67.6	21.8	1	10/04/21 11:15	10/04/21 22:46	108-67-8	
1,3-Dichlorobenzene	**<18.5**	ug/kg	67.6	18.5	1	10/04/21 11:15	10/04/21 22:46	541-73-1	
1,3-Dichloropropane	**<14.7**	ug/kg	67.6	14.7	1	10/04/21 11:15	10/04/21 22:46	142-28-9	
1,4-Dichlorobenzene	**<18.5**	ug/kg	67.6	18.5	1	10/04/21 11:15	10/04/21 22:46	106-46-7	
2,2-Dichloropropane	**<18.3**	ug/kg	67.6	18.3	1	10/04/21 11:15	10/04/21 22:46	594-20-7	
2-Chlorotoluene	**<21.9**	ug/kg	67.6	21.9	1	10/04/21 11:15	10/04/21 22:46	95-49-8	
4-Chlorotoluene	**<25.7**	ug/kg	67.6	25.7	1	10/04/21 11:15	10/04/21 22:46	106-43-4	
Benzene	**<16.1**	ug/kg	27.1	16.1	1	10/04/21 11:15	10/04/21 22:46	71-43-2	
Bromobenzene	**<26.4**	ug/kg	67.6	26.4	1	10/04/21 11:15	10/04/21 22:46	108-86-1	
Bromochloromethane	**<18.5**	ug/kg	67.6	18.5	1	10/04/21 11:15	10/04/21 22:46	74-97-5	
Bromodichloromethane	**<16.1**	ug/kg	67.6	16.1	1	10/04/21 11:15	10/04/21 22:46	75-27-4	
Bromoform	**<298**	ug/kg	338	298	1	10/04/21 11:15	10/04/21 22:46	75-25-2	
Bromomethane	**<94.8**	ug/kg	338	94.8	1	10/04/21 11:15	10/04/21 22:46	74-83-9	
Carbon tetrachloride	**<14.9**	ug/kg	67.6	14.9	1	10/04/21 11:15	10/04/21 22:46	56-23-5	
Chlorobenzene	**<8.1**	ug/kg	67.6	8.1	1	10/04/21 11:15	10/04/21 22:46	108-90-7	

REPORT OF LABORATORY ANALYSIS

This report shall not be reproduced, except in full,
without the written consent of Pace Analytical Services, LLC.

Pace Analytical Services, LLC
1241 Bellevue Street - Suite 9
Green Bay, WI 54302
(920)469-2436

ANALYTICAL RESULTS

Project: J210618 STH 54 SEYMOUR
Pace Project No.: 40234318

Sample: SB-05 (4-6) **Lab ID: 40234318006** Collected: 09/29/21 13:50 Received: 10/01/21 08:50 Matrix: Solid

Results reported on a "dry weight" basis and are adjusted for percent moisture, sample size and any dilutions.

Parameters	Results	Units	LOQ	LOD	DF	Prepared	Analyzed	CAS No.	Qual
8260 MSV Med Level Normal List	Analytical Method: EPA 8260 Preparation Method: EPA 5035/5030B Pace Analytical Services - Green Bay								
Chloroethane	**<28.5**	ug/kg	338	28.5	1	10/04/21 11:15	10/04/21 22:46	75-00-3	
Chloroform	**<48.4**	ug/kg	338	48.4	1	10/04/21 11:15	10/04/21 22:46	67-66-3	
Chloromethane	**<25.7**	ug/kg	67.6	25.7	1	10/04/21 11:15	10/04/21 22:46	74-87-3	
Dibromochloromethane	**<231**	ug/kg	338	231	1	10/04/21 11:15	10/04/21 22:46	124-48-1	
Dibromomethane	**<20.0**	ug/kg	67.6	20.0	1	10/04/21 11:15	10/04/21 22:46	74-95-3	
Dichlorodifluoromethane	**<29.1**	ug/kg	67.6	29.1	1	10/04/21 11:15	10/04/21 22:46	75-71-8	
Diisopropyl ether	**<16.8**	ug/kg	67.6	16.8	1	10/04/21 11:15	10/04/21 22:46	108-20-3	
Ethylbenzene	**95.1**	ug/kg	67.6	16.1	1	10/04/21 11:15	10/04/21 22:46	100-41-4	
Hexachloro-1,3-butadiene	**<134**	ug/kg	338	134	1	10/04/21 11:15	10/04/21 22:46	87-68-3	
Isopropylbenzene (Cumene)	**19.3J**	ug/kg	67.6	18.3	1	10/04/21 11:15	10/04/21 22:46	98-82-8	
Methyl-tert-butyl ether	**<19.9**	ug/kg	67.6	19.9	1	10/04/21 11:15	10/04/21 22:46	1634-04-4	
Methylene Chloride	**<18.8**	ug/kg	67.6	18.8	1	10/04/21 11:15	10/04/21 22:46	75-09-2	
Naphthalene	**<21.1**	ug/kg	338	21.1	1	10/04/21 11:15	10/04/21 22:46	91-20-3	
Styrene	**<17.3**	ug/kg	67.6	17.3	1	10/04/21 11:15	10/04/21 22:46	100-42-5	
Tetrachloroethene	**<26.2**	ug/kg	67.6	26.2	1	10/04/21 11:15	10/04/21 22:46	127-18-4	
Toluene	**<17.0**	ug/kg	67.6	17.0	1	10/04/21 11:15	10/04/21 22:46	108-88-3	
Trichloroethene	**<25.3**	ug/kg	67.6	25.3	1	10/04/21 11:15	10/04/21 22:46	79-01-6	
Trichlorofluoromethane	**<19.6**	ug/kg	67.6	19.6	1	10/04/21 11:15	10/04/21 22:46	75-69-4	
Vinyl chloride	**<13.7**	ug/kg	67.6	13.7	1	10/04/21 11:15	10/04/21 22:46	75-01-4	
cis-1,2-Dichloroethene	**<14.5**	ug/kg	67.6	14.5	1	10/04/21 11:15	10/04/21 22:46	156-59-2	
cis-1,3-Dichloropropene	**<44.6**	ug/kg	338	44.6	1	10/04/21 11:15	10/04/21 22:46	10061-01-5	
m&p-Xylene	**<28.5**	ug/kg	135	28.5	1	10/04/21 11:15	10/04/21 22:46	179601-23-1	
n-Butylbenzene	**<31.0**	ug/kg	67.6	31.0	1	10/04/21 11:15	10/04/21 22:46	104-51-8	
n-Propylbenzene	**94.2**	ug/kg	67.6	16.2	1	10/04/21 11:15	10/04/21 22:46	103-65-1	
o-Xylene	**<20.3**	ug/kg	67.6	20.3	1	10/04/21 11:15	10/04/21 22:46	95-47-6	
p-Isopropyltoluene	**<20.6**	ug/kg	67.6	20.6	1	10/04/21 11:15	10/04/21 22:46	99-87-6	
sec-Butylbenzene	**19.2J**	ug/kg	67.6	16.5	1	10/04/21 11:15	10/04/21 22:46	135-98-8	
tert-Butylbenzene	**<21.2**	ug/kg	67.6	21.2	1	10/04/21 11:15	10/04/21 22:46	98-06-6	
trans-1,2-Dichloroethene	**<14.6**	ug/kg	67.6	14.6	1	10/04/21 11:15	10/04/21 22:46	156-60-5	
trans-1,3-Dichloropropene	**<193**	ug/kg	338	193	1	10/04/21 11:15	10/04/21 22:46	10061-02-6	
Surrogates									
Toluene-d8 (S)	119	%	67-159		1	10/04/21 11:15	10/04/21 22:46	2037-26-5	
4-Bromofluorobenzene (S)	124	%	66-153		1	10/04/21 11:15	10/04/21 22:46	460-00-4	
1,2-Dichlorobenzene-d4 (S)	120	%	82-158		1	10/04/21 11:15	10/04/21 22:46	2199-69-1	
Percent Moisture	Analytical Method: ASTM D2974-87 Pace Analytical Services - Green Bay								
Percent Moisture	**15.0**	%	0.10	0.10	1		10/04/21 17:45		

REPORT OF LABORATORY ANALYSIS

This report shall not be reproduced, except in full,
without the written consent of Pace Analytical Services, LLC.

Pace Analytical Services, LLC
1241 Bellevue Street - Suite 9
Green Bay, WI 54302
(920)469-2436

ANALYTICAL RESULTS

Project: J210618 STH 54 SEYMOUR
Pace Project No.: 40234318

Sample: SB-05 (6-7) **Lab ID: 40234318007** Collected: 09/29/21 14:05 Received: 10/01/21 08:50 Matrix: Solid

Results reported on a "dry weight" basis and are adjusted for percent moisture, sample size and any dilutions.

Parameters	Results	Units	LOQ	LOD	DF	Prepared	Analyzed	CAS No.	Qual
WIDRO GCS	Analytical Method: WI MOD DRO Preparation Method: WI MOD DRO Pace Analytical Services - Green Bay								
Diesel Range Organics	**61.4**	mg/kg	4.3	1.3	1	10/06/21 08:48	10/07/21 12:26		DC
WIGRO GCV	Analytical Method: WI MOD GRO Preparation Method: TPH GRO/PVOC WI ext. Pace Analytical Services - Green Bay								
Gasoline Range Organics	**209**	mg/kg	5.9	2.9	2	10/05/21 09:30	10/05/21 13:04		GO
6010D MET ICP, TCLP	Analytical Method: EPA 6010D Preparation Method: EPA 3010A Leachate Method/Date: EPA 1311; 10/05/21 15:00 Pace Analytical Services - Green Bay								
Arsenic	**<0.0084**	mg/L	0.025	0.0084	1	10/06/21 11:42	10/06/21 23:36	7440-38-2	
Barium	**0.28**	mg/L	0.0050	0.0015	1	10/06/21 11:42	10/06/21 23:36	7440-39-3	
Cadmium	**<0.0013**	mg/L	0.0050	0.0013	1	10/06/21 11:42	10/06/21 23:36	7440-43-9	
Chromium	**<0.0025**	mg/L	0.010	0.0025	1	10/06/21 11:42	10/06/21 23:36	7440-47-3	
Lead	**<0.0059**	mg/L	0.020	0.0059	1	10/06/21 11:42	10/06/21 23:36	7439-92-1	
Selenium	**<0.012**	mg/L	0.040	0.012	1	10/06/21 11:42	10/06/21 23:36	7782-49-2	
Silver	**0.0034J**	mg/L	0.010	0.0032	1	10/06/21 11:42	10/06/21 23:36	7440-22-4	
7470 Mercury, TCLP	Analytical Method: EPA 7470 Preparation Method: EPA 7470 Leachate Method/Date: EPA 1311; 10/05/21 15:00 Pace Analytical Services - Green Bay								
Mercury	**0.21**	ug/L	0.20	0.066	1	10/11/21 12:25	10/12/21 09:44	7439-97-6	
8260 MSV Med Level Normal List	Analytical Method: EPA 8260 Preparation Method: EPA 5035/5030B Pace Analytical Services - Green Bay								
1,1,1,2-Tetrachloroethane	**<129**	ug/kg	536	129	8	10/04/21 11:15	10/04/21 23:06	630-20-6	
1,1,1-Trichloroethane	**<137**	ug/kg	536	137	8	10/04/21 11:15	10/04/21 23:06	71-55-6	
1,1,2,2-Tetrachloroethane	**<194**	ug/kg	536	194	8	10/04/21 11:15	10/04/21 23:06	79-34-5	
1,1,2-Trichloroethane	**<195**	ug/kg	536	195	8	10/04/21 11:15	10/04/21 23:06	79-00-5	
1,1-Dichloroethane	**<137**	ug/kg	536	137	8	10/04/21 11:15	10/04/21 23:06	75-34-3	
1,1-Dichloroethene	**<178**	ug/kg	536	178	8	10/04/21 11:15	10/04/21 23:06	75-35-4	
1,1-Dichloropropene	**<174**	ug/kg	536	174	8	10/04/21 11:15	10/04/21 23:06	563-58-6	
1,2,3-Trichlorobenzene	**<598**	ug/kg	2680	598	8	10/04/21 11:15	10/04/21 23:06	87-61-6	
1,2,3-Trichloropropane	**<261**	ug/kg	536	261	8	10/04/21 11:15	10/04/21 23:06	96-18-4	
1,2,4-Trichlorobenzene	**<442**	ug/kg	2680	442	8	10/04/21 11:15	10/04/21 23:06	120-82-1	
1,2,4-Trimethylbenzene	**54700**	ug/kg	536	160	8	10/04/21 11:15	10/04/21 23:06	95-63-6	
1,2-Dibromo-3-chloropropane	**<416**	ug/kg	2680	416	8	10/04/21 11:15	10/04/21 23:06	96-12-8	
1,2-Dibromoethane (EDB)	**<147**	ug/kg	536	147	8	10/04/21 11:15	10/04/21 23:06	106-93-4	
1,2-Dichlorobenzene	**<166**	ug/kg	536	166	8	10/04/21 11:15	10/04/21 23:06	95-50-1	
1,2-Dichloroethane	**<123**	ug/kg	536	123	8	10/04/21 11:15	10/04/21 23:06	107-06-2	
1,2-Dichloropropane	**<128**	ug/kg	536	128	8	10/04/21 11:15	10/04/21 23:06	78-87-5	
1,3,5-Trimethylbenzene	**13100**	ug/kg	536	173	8	10/04/21 11:15	10/04/21 23:06	108-67-8	
1,3-Dichlorobenzene	**<147**	ug/kg	536	147	8	10/04/21 11:15	10/04/21 23:06	541-73-1	
1,3-Dichloropropane	**<117**	ug/kg	536	117	8	10/04/21 11:15	10/04/21 23:06	142-28-9	

REPORT OF LABORATORY ANALYSIS

This report shall not be reproduced, except in full,
without the written consent of Pace Analytical Services, LLC.

Pace Analytical Services, LLC
1241 Bellevue Street - Suite 9
Green Bay, WI 54302
(920)469-2436

ANALYTICAL RESULTS

Project: J210618 STH 54 SEYMOUR
Pace Project No.: 40234318

Sample: SB-05 (6-7) **Lab ID: 40234318007** Collected: 09/29/21 14:05 Received: 10/01/21 08:50 Matrix: Solid

Results reported on a "dry weight" basis and are adjusted for percent moisture, sample size and any dilutions.

Parameters	Results	Units	LOQ	LOD	DF	Prepared	Analyzed	CAS No.	Qual
8260 MSV Med Level Normal List	Analytical Method: EPA 8260 Preparation Method: EPA 5035/5030B Pace Analytical Services - Green Bay								
1,4-Dichlorobenzene	**<147**	ug/kg	536	147	8	10/04/21 11:15	10/04/21 23:06	106-46-7	
2,2-Dichloropropane	**<145**	ug/kg	536	145	8	10/04/21 11:15	10/04/21 23:06	594-20-7	
2-Chlorotoluene	**<174**	ug/kg	536	174	8	10/04/21 11:15	10/04/21 23:06	95-49-8	
4-Chlorotoluene	**<204**	ug/kg	536	204	8	10/04/21 11:15	10/04/21 23:06	106-43-4	
Benzene	**709**	ug/kg	215	128	8	10/04/21 11:15	10/04/21 23:06	71-43-2	
Bromobenzene	**<209**	ug/kg	536	209	8	10/04/21 11:15	10/04/21 23:06	108-86-1	
Bromochloromethane	**<147**	ug/kg	536	147	8	10/04/21 11:15	10/04/21 23:06	74-97-5	
Bromodichloromethane	**<128**	ug/kg	536	128	8	10/04/21 11:15	10/04/21 23:06	75-27-4	
Bromoform	**<2360**	ug/kg	2680	2360	8	10/04/21 11:15	10/04/21 23:06	75-25-2	
Bromomethane	**<752**	ug/kg	2680	752	8	10/04/21 11:15	10/04/21 23:06	74-83-9	
Carbon tetrachloride	**<118**	ug/kg	536	118	8	10/04/21 11:15	10/04/21 23:06	56-23-5	
Chlorobenzene	**<64.3**	ug/kg	536	64.3	8	10/04/21 11:15	10/04/21 23:06	108-90-7	
Chloroethane	**<226**	ug/kg	2680	226	8	10/04/21 11:15	10/04/21 23:06	75-00-3	
Chloroform	**<384**	ug/kg	2680	384	8	10/04/21 11:15	10/04/21 23:06	67-66-3	
Chloromethane	**<204**	ug/kg	536	204	8	10/04/21 11:15	10/04/21 23:06	74-87-3	
Dibromochloromethane	**<1830**	ug/kg	2680	1830	8	10/04/21 11:15	10/04/21 23:06	124-48-1	
Dibromomethane	**<159**	ug/kg	536	159	8	10/04/21 11:15	10/04/21 23:06	74-95-3	
Dichlorodifluoromethane	**<231**	ug/kg	536	231	8	10/04/21 11:15	10/04/21 23:06	75-71-8	
Diisopropyl ether	**<133**	ug/kg	536	133	8	10/04/21 11:15	10/04/21 23:06	108-20-3	
Ethylbenzene	**16600**	ug/kg	536	128	8	10/04/21 11:15	10/04/21 23:06	100-41-4	
Hexachloro-1,3-butadiene	**<1070**	ug/kg	2680	1070	8	10/04/21 11:15	10/04/21 23:06	87-68-3	
Isopropylbenzene (Cumene)	**2340**	ug/kg	536	145	8	10/04/21 11:15	10/04/21 23:06	98-82-8	
Methyl-tert-butyl ether	**<158**	ug/kg	536	158	8	10/04/21 11:15	10/04/21 23:06	1634-04-4	
Methylene Chloride	**<149**	ug/kg	536	149	8	10/04/21 11:15	10/04/21 23:06	75-09-2	
Naphthalene	**6180**	ug/kg	2680	167	8	10/04/21 11:15	10/04/21 23:06	91-20-3	
Styrene	**<137**	ug/kg	536	137	8	10/04/21 11:15	10/04/21 23:06	100-42-5	
Tetrachloroethene	**<208**	ug/kg	536	208	8	10/04/21 11:15	10/04/21 23:06	127-18-4	
Toluene	**1830**	ug/kg	536	135	8	10/04/21 11:15	10/04/21 23:06	108-88-3	
Trichloroethene	**<201**	ug/kg	536	201	8	10/04/21 11:15	10/04/21 23:06	79-01-6	
Trichlorofluoromethane	**<156**	ug/kg	536	156	8	10/04/21 11:15	10/04/21 23:06	75-69-4	
Vinyl chloride	**<108**	ug/kg	536	108	8	10/04/21 11:15	10/04/21 23:06	75-01-4	
cis-1,2-Dichloroethene	**<115**	ug/kg	536	115	8	10/04/21 11:15	10/04/21 23:06	156-59-2	
cis-1,3-Dichloropropene	**<354**	ug/kg	2680	354	8	10/04/21 11:15	10/04/21 23:06	10061-01-5	
m&p-Xylene	**32100**	ug/kg	1070	226	8	10/04/21 11:15	10/04/21 23:06	179601-23-1	
n-Butylbenzene	**6760**	ug/kg	536	246	8	10/04/21 11:15	10/04/21 23:06	104-51-8	
n-Propylbenzene	**10200**	ug/kg	536	129	8	10/04/21 11:15	10/04/21 23:06	103-65-1	
o-Xylene	**7010**	ug/kg	536	161	8	10/04/21 11:15	10/04/21 23:06	95-47-6	
p-Isopropyltoluene	**814**	ug/kg	536	163	8	10/04/21 11:15	10/04/21 23:06	99-87-6	
sec-Butylbenzene	**1540**	ug/kg	536	131	8	10/04/21 11:15	10/04/21 23:06	135-98-8	
tert-Butylbenzene	**<168**	ug/kg	536	168	8	10/04/21 11:15	10/04/21 23:06	98-06-6	
trans-1,2-Dichloroethene	**<116**	ug/kg	536	116	8	10/04/21 11:15	10/04/21 23:06	156-60-5	
trans-1,3-Dichloropropene	**<1530**	ug/kg	2680	1530	8	10/04/21 11:15	10/04/21 23:06	10061-02-6	
Surrogates									
Toluene-d8 (S)	122	%	67-159		8	10/04/21 11:15	10/04/21 23:06	2037-26-5	

REPORT OF LABORATORY ANALYSIS

This report shall not be reproduced, except in full,
without the written consent of Pace Analytical Services, LLC.

Pace Analytical Services, LLC
1241 Bellevue Street - Suite 9
Green Bay, WI 54302
(920)469-2436

ANALYTICAL RESULTS

Project: J210618 STH 54 SEYMOUR
Pace Project No.: 40234318

Sample: SB-05 (6-7) **Lab ID: 40234318007** Collected: 09/29/21 14:05 Received: 10/01/21 08:50 Matrix: Solid

Results reported on a "dry weight" basis and are adjusted for percent moisture, sample size and any dilutions.

Parameters	Results	Units	LOQ	LOD	DF	Prepared	Analyzed	CAS No.	Qual
8260 MSV Med Level Normal List	Analytical Method: EPA 8260 Preparation Method: EPA 5035/5030B Pace Analytical Services - Green Bay								
Surrogates									
4-Bromofluorobenzene (S)	127	%	66-153		8	10/04/21 11:15	10/04/21 23:06	460-00-4	
1,2-Dichlorobenzene-d4 (S)	138	%	82-158		8	10/04/21 11:15	10/04/21 23:06	2199-69-1	
Percent Moisture	Analytical Method: ASTM D2974-87 Pace Analytical Services - Green Bay								
Percent Moisture	**14.6**	%	0.10	0.10	1		10/04/21 17:45		

Sample: SB-06 (2-3) **Lab ID: 40234318008** Collected: 09/29/21 14:35 Received: 10/01/21 08:50 Matrix: Solid

Results reported on a "dry weight" basis and are adjusted for percent moisture, sample size and any dilutions.

Parameters	Results	Units	LOQ	LOD	DF	Prepared	Analyzed	CAS No.	Qual
WIDRO GCS	Analytical Method: WI MOD DRO Preparation Method: WI MOD DRO Pace Analytical Services - Green Bay								
Diesel Range Organics	**1.4J**	mg/kg	4.5	1.3	1	10/08/21 08:38	10/11/21 10:02		
WIGRO GCV	Analytical Method: WI MOD GRO Preparation Method: TPH GRO/PVOC WI ext. Pace Analytical Services - Green Bay								
Gasoline Range Organics	**3.8**	mg/kg	3.0	1.5	1	10/06/21 09:30	10/08/21 01:31		1q
6010D MET ICP, TCLP	Analytical Method: EPA 6010D Preparation Method: EPA 3010A Leachate Method/Date: EPA 1311; 10/05/21 15:00 Pace Analytical Services - Green Bay								
Arsenic	**<0.0084**	mg/L	0.025	0.0084	1	10/06/21 11:42	10/06/21 23:43	7440-38-2	
Barium	**0.36**	mg/L	0.0050	0.0015	1	10/06/21 11:42	10/06/21 23:43	7440-39-3	
Cadmium	**0.0015J**	mg/L	0.0050	0.0013	1	10/06/21 11:42	10/06/21 23:43	7440-43-9	
Chromium	**0.0032J**	mg/L	0.010	0.0025	1	10/06/21 11:42	10/06/21 23:43	7440-47-3	
Lead	**0.0086J**	mg/L	0.020	0.0059	1	10/06/21 11:42	10/06/21 23:43	7439-92-1	
Selenium	**<0.012**	mg/L	0.040	0.012	1	10/06/21 11:42	10/06/21 23:43	7782-49-2	
Silver	**<0.0032**	mg/L	0.010	0.0032	1	10/06/21 11:42	10/06/21 23:43	7440-22-4	
7470 Mercury, TCLP	Analytical Method: EPA 7470 Preparation Method: EPA 7470 Leachate Method/Date: EPA 1311; 10/05/21 15:00 Pace Analytical Services - Green Bay								
Mercury	**0.37**	ug/L	0.20	0.066	1	10/11/21 12:25	10/12/21 09:47	7439-97-6	
8260 MSV Med Level Normal List	Analytical Method: EPA 8260 Preparation Method: EPA 5035/5030B Pace Analytical Services - Green Bay								
1,1,1,2-Tetrachloroethane	**<16.5**	ug/kg	68.7	16.5	1	10/04/21 11:15	10/04/21 21:28	630-20-6	
1,1,1-Trichloroethane	**<17.6**	ug/kg	68.7	17.6	1	10/04/21 11:15	10/04/21 21:28	71-55-6	
1,1,2,2-Tetrachloroethane	**<24.9**	ug/kg	68.7	24.9	1	10/04/21 11:15	10/04/21 21:28	79-34-5	

REPORT OF LABORATORY ANALYSIS

This report shall not be reproduced, except in full,
without the written consent of Pace Analytical Services, LLC.

Pace Analytical Services, LLC
1241 Bellevue Street - Suite 9
Green Bay, WI 54302
(920)469-2436

ANALYTICAL RESULTS

Project: J210618 STH 54 SEYMOUR
Pace Project No.: 40234318

Sample: SB-06 (2-3) **Lab ID: 40234318008** Collected: 09/29/21 14:35 Received: 10/01/21 08:50 Matrix: Solid

Results reported on a "dry weight" basis and are adjusted for percent moisture, sample size and any dilutions.

Parameters	Results	Units	LOQ	LOD	DF	Prepared	Analyzed	CAS No.	Qual
8260 MSV Med Level Normal List	Analytical Method: EPA 8260 Preparation Method: EPA 5035/5030B Pace Analytical Services - Green Bay								
1,1,2-Trichloroethane	**<25.0**	ug/kg	68.7	25.0	1	10/04/21 11:15	10/04/21 21:28	79-00-5	
1,1-Dichloroethane	**<17.6**	ug/kg	68.7	17.6	1	10/04/21 11:15	10/04/21 21:28	75-34-3	
1,1-Dichloroethene	**<22.8**	ug/kg	68.7	22.8	1	10/04/21 11:15	10/04/21 21:28	75-35-4	
1,1-Dichloropropene	**<22.3**	ug/kg	68.7	22.3	1	10/04/21 11:15	10/04/21 21:28	563-58-6	
1,2,3-Trichlorobenzene	**<76.6**	ug/kg	344	76.6	1	10/04/21 11:15	10/04/21 21:28	87-61-6	
1,2,3-Trichloropropane	**<33.4**	ug/kg	68.7	33.4	1	10/04/21 11:15	10/04/21 21:28	96-18-4	
1,2,4-Trichlorobenzene	**<56.6**	ug/kg	344	56.6	1	10/04/21 11:15	10/04/21 21:28	120-82-1	
1,2,4-Trimethylbenzene	**<20.5**	ug/kg	68.7	20.5	1	10/04/21 11:15	10/04/21 21:28	95-63-6	
1,2-Dibromo-3-chloropropane	**<53.3**	ug/kg	344	53.3	1	10/04/21 11:15	10/04/21 21:28	96-12-8	
1,2-Dibromoethane (EDB)	**<18.8**	ug/kg	68.7	18.8	1	10/04/21 11:15	10/04/21 21:28	106-93-4	
1,2-Dichlorobenzene	**<21.3**	ug/kg	68.7	21.3	1	10/04/21 11:15	10/04/21 21:28	95-50-1	
1,2-Dichloroethane	**<15.8**	ug/kg	68.7	15.8	1	10/04/21 11:15	10/04/21 21:28	107-06-2	
1,2-Dichloropropane	**<16.4**	ug/kg	68.7	16.4	1	10/04/21 11:15	10/04/21 21:28	78-87-5	
1,3,5-Trimethylbenzene	**<22.1**	ug/kg	68.7	22.1	1	10/04/21 11:15	10/04/21 21:28	108-67-8	
1,3-Dichlorobenzene	**<18.8**	ug/kg	68.7	18.8	1	10/04/21 11:15	10/04/21 21:28	541-73-1	
1,3-Dichloropropane	**<15.0**	ug/kg	68.7	15.0	1	10/04/21 11:15	10/04/21 21:28	142-28-9	
1,4-Dichlorobenzene	**<18.8**	ug/kg	68.7	18.8	1	10/04/21 11:15	10/04/21 21:28	106-46-7	
2,2-Dichloropropane	**<18.6**	ug/kg	68.7	18.6	1	10/04/21 11:15	10/04/21 21:28	594-20-7	
2-Chlorotoluene	**<22.3**	ug/kg	68.7	22.3	1	10/04/21 11:15	10/04/21 21:28	95-49-8	
4-Chlorotoluene	**<26.1**	ug/kg	68.7	26.1	1	10/04/21 11:15	10/04/21 21:28	106-43-4	
Benzene	**<16.4**	ug/kg	27.5	16.4	1	10/04/21 11:15	10/04/21 21:28	71-43-2	
Bromobenzene	**<26.8**	ug/kg	68.7	26.8	1	10/04/21 11:15	10/04/21 21:28	108-86-1	
Bromochloromethane	**<18.8**	ug/kg	68.7	18.8	1	10/04/21 11:15	10/04/21 21:28	74-97-5	
Bromodichloromethane	**<16.4**	ug/kg	68.7	16.4	1	10/04/21 11:15	10/04/21 21:28	75-27-4	
Bromoform	**<302**	ug/kg	344	302	1	10/04/21 11:15	10/04/21 21:28	75-25-2	
Bromomethane	**<96.3**	ug/kg	344	96.3	1	10/04/21 11:15	10/04/21 21:28	74-83-9	
Carbon tetrachloride	**<15.1**	ug/kg	68.7	15.1	1	10/04/21 11:15	10/04/21 21:28	56-23-5	
Chlorobenzene	**<8.2**	ug/kg	68.7	8.2	1	10/04/21 11:15	10/04/21 21:28	108-90-7	
Chloroethane	**<29.0**	ug/kg	344	29.0	1	10/04/21 11:15	10/04/21 21:28	75-00-3	
Chloroform	**<49.2**	ug/kg	344	49.2	1	10/04/21 11:15	10/04/21 21:28	67-66-3	
Chloromethane	**<26.1**	ug/kg	68.7	26.1	1	10/04/21 11:15	10/04/21 21:28	74-87-3	
Dibromochloromethane	**<235**	ug/kg	344	235	1	10/04/21 11:15	10/04/21 21:28	124-48-1	
Dibromomethane	**<20.3**	ug/kg	68.7	20.3	1	10/04/21 11:15	10/04/21 21:28	74-95-3	
Dichlorodifluoromethane	**<29.6**	ug/kg	68.7	29.6	1	10/04/21 11:15	10/04/21 21:28	75-71-8	
Diisopropyl ether	**<17.0**	ug/kg	68.7	17.0	1	10/04/21 11:15	10/04/21 21:28	108-20-3	
Ethylbenzene	**<16.4**	ug/kg	68.7	16.4	1	10/04/21 11:15	10/04/21 21:28	100-41-4	
Hexachloro-1,3-butadiene	**<137**	ug/kg	344	137	1	10/04/21 11:15	10/04/21 21:28	87-68-3	
Isopropylbenzene (Cumene)	**<18.6**	ug/kg	68.7	18.6	1	10/04/21 11:15	10/04/21 21:28	98-82-8	
Methyl-tert-butyl ether	**<20.2**	ug/kg	68.7	20.2	1	10/04/21 11:15	10/04/21 21:28	1634-04-4	
Methylene Chloride	**<19.1**	ug/kg	68.7	19.1	1	10/04/21 11:15	10/04/21 21:28	75-09-2	
Naphthalene	**<21.4**	ug/kg	344	21.4	1	10/04/21 11:15	10/04/21 21:28	91-20-3	
Styrene	**<17.6**	ug/kg	68.7	17.6	1	10/04/21 11:15	10/04/21 21:28	100-42-5	
Tetrachloroethene	**<26.7**	ug/kg	68.7	26.7	1	10/04/21 11:15	10/04/21 21:28	127-18-4	
Toluene	**<17.3**	ug/kg	68.7	17.3	1	10/04/21 11:15	10/04/21 21:28	108-88-3	

REPORT OF LABORATORY ANALYSIS

This report shall not be reproduced, except in full,
without the written consent of Pace Analytical Services, LLC.

Pace Analytical Services, LLC
1241 Bellevue Street - Suite 9
Green Bay, WI 54302
(920)469-2436

ANALYTICAL RESULTS

Project: J210618 STH 54 SEYMOUR
Pace Project No.: 40234318

Sample: SB-06 (2-3) **Lab ID: 40234318008** Collected: 09/29/21 14:35 Received: 10/01/21 08:50 Matrix: Solid

Results reported on a "dry weight" basis and are adjusted for percent moisture, sample size and any dilutions.

Parameters	Results	Units	LOQ	LOD	DF	Prepared	Analyzed	CAS No.	Qual
8260 MSV Med Level Normal List	Analytical Method: EPA 8260 Preparation Method: EPA 5035/5030B Pace Analytical Services - Green Bay								
Trichloroethene	**<25.7**	ug/kg	68.7	25.7	1	10/04/21 11:15	10/04/21 21:28	79-01-6	
Trichlorofluoromethane	**<19.9**	ug/kg	68.7	19.9	1	10/04/21 11:15	10/04/21 21:28	75-69-4	
Vinyl chloride	**<13.9**	ug/kg	68.7	13.9	1	10/04/21 11:15	10/04/21 21:28	75-01-4	
cis-1,2-Dichloroethene	**<14.7**	ug/kg	68.7	14.7	1	10/04/21 11:15	10/04/21 21:28	156-59-2	
cis-1,3-Dichloropropene	**<45.4**	ug/kg	344	45.4	1	10/04/21 11:15	10/04/21 21:28	10061-01-5	
m&p-Xylene	**<29.0**	ug/kg	137	29.0	1	10/04/21 11:15	10/04/21 21:28	179601-23-1	
n-Butylbenzene	**<31.5**	ug/kg	68.7	31.5	1	10/04/21 11:15	10/04/21 21:28	104-51-8	
n-Propylbenzene	**<16.5**	ug/kg	68.7	16.5	1	10/04/21 11:15	10/04/21 21:28	103-65-1	
o-Xylene	**<20.6**	ug/kg	68.7	20.6	1	10/04/21 11:15	10/04/21 21:28	95-47-6	
p-Isopropyltoluene	**<20.9**	ug/kg	68.7	20.9	1	10/04/21 11:15	10/04/21 21:28	99-87-6	
sec-Butylbenzene	**<16.8**	ug/kg	68.7	16.8	1	10/04/21 11:15	10/04/21 21:28	135-98-8	
tert-Butylbenzene	**<21.6**	ug/kg	68.7	21.6	1	10/04/21 11:15	10/04/21 21:28	98-06-6	
trans-1,2-Dichloroethene	**<14.8**	ug/kg	68.7	14.8	1	10/04/21 11:15	10/04/21 21:28	156-60-5	
trans-1,3-Dichloropropene	**<197**	ug/kg	344	197	1	10/04/21 11:15	10/04/21 21:28	10061-02-6	
Surrogates									
Toluene-d8 (S)	112	%	67-159		1	10/04/21 11:15	10/04/21 21:28	2037-26-5	
4-Bromofluorobenzene (S)	116	%	66-153		1	10/04/21 11:15	10/04/21 21:28	460-00-4	
1,2-Dichlorobenzene-d4 (S)	112	%	82-158		1	10/04/21 11:15	10/04/21 21:28	2199-69-1	
Percent Moisture	Analytical Method: ASTM D2974-87 Pace Analytical Services - Green Bay								
Percent Moisture	**15.8**	%	0.10	0.10	1		10/04/21 17:45		

Sample: SB-06 (4-6) **Lab ID: 40234318009** Collected: 09/29/21 14:45 Received: 10/01/21 08:50 Matrix: Solid

Results reported on a "dry weight" basis and are adjusted for percent moisture, sample size and any dilutions.

Parameters	Results	Units	LOQ	LOD	DF	Prepared	Analyzed	CAS No.	Qual
WIDRO GCS	Analytical Method: WI MOD DRO Preparation Method: WI MOD DRO Pace Analytical Services - Green Bay								
Diesel Range Organics	**<1.2**	mg/kg	4.1	1.2	1	10/08/21 08:38	10/11/21 08:58		
WIGRO GCV	Analytical Method: WI MOD GRO Preparation Method: TPH GRO/PVOC WI ext. Pace Analytical Services - Green Bay								
Gasoline Range Organics	**5.2**	mg/kg	2.9	1.5	1	10/06/21 09:30	10/08/21 01:57		1q
6010D MET ICP, TCLP	Analytical Method: EPA 6010D Preparation Method: EPA 3010A Leachate Method/Date: EPA 1311; 10/05/21 15:00 Pace Analytical Services - Green Bay								
Arsenic	**<0.017**	mg/L	0.050	0.017	2	10/06/21 11:42	10/07/21 10:34	7440-38-2	D3
Barium	**0.54**	mg/L	0.010	0.0030	2	10/06/21 11:42	10/07/21 10:34	7440-39-3	
Cadmium	**<0.0027**	mg/L	0.010	0.0027	2	10/06/21 11:42	10/07/21 10:34	7440-43-9	D3

REPORT OF LABORATORY ANALYSIS

This report shall not be reproduced, except in full,
without the written consent of Pace Analytical Services, LLC.

Pace Analytical Services, LLC
1241 Bellevue Street - Suite 9
Green Bay, WI 54302
(920)469-2436

ANALYTICAL RESULTS

Project: J210618 STH 54 SEYMOUR
Pace Project No.: 40234318

Sample: SB-06 (4-6) **Lab ID: 40234318009** Collected: 09/29/21 14:45 Received: 10/01/21 08:50 Matrix: Solid

Results reported on a "dry weight" basis and are adjusted for percent moisture, sample size and any dilutions.

Parameters	Results	Units	LOQ	LOD	DF	Prepared	Analyzed	CAS No.	Qual
6010D MET ICP, TCLP	Analytical Method: EPA 6010D Preparation Method: EPA 3010A Leachate Method/Date: EPA 1311; 10/05/21 15:00 Pace Analytical Services - Green Bay								
Chromium	**<0.0051**	mg/L	0.020	0.0051	2	10/06/21 11:42	10/07/21 10:34	7440-47-3	D3
Lead	**<0.012**	mg/L	0.040	0.012	2	10/06/21 11:42	10/07/21 10:34	7439-92-1	D3
Selenium	**<0.024**	mg/L	0.080	0.024	2	10/06/21 11:42	10/07/21 10:34	7782-49-2	D3
Silver	**<0.0064**	mg/L	0.020	0.0064	2	10/06/21 11:42	10/07/21 10:34	7440-22-4	D3
7470 Mercury, TCLP	Analytical Method: EPA 7470 Preparation Method: EPA 7470 Leachate Method/Date: EPA 1311; 10/05/21 15:00 Pace Analytical Services - Green Bay								
Mercury	**0.37**	ug/L	0.20	0.066	1	10/11/21 12:25	10/12/21 09:49	7439-97-6	
8260 MSV Med Level Normal List	Analytical Method: EPA 8260 Preparation Method: EPA 5035/5030B Pace Analytical Services - Green Bay								
1,1,1,2-Tetrachloroethane	**<16.3**	ug/kg	67.8	16.3	1	10/04/21 11:15	10/04/21 21:48	630-20-6	
1,1,1-Trichloroethane	**<17.4**	ug/kg	67.8	17.4	1	10/04/21 11:15	10/04/21 21:48	71-55-6	
1,1,2,2-Tetrachloroethane	**<24.6**	ug/kg	67.8	24.6	1	10/04/21 11:15	10/04/21 21:48	79-34-5	
1,1,2-Trichloroethane	**<24.7**	ug/kg	67.8	24.7	1	10/04/21 11:15	10/04/21 21:48	79-00-5	
1,1-Dichloroethane	**<17.4**	ug/kg	67.8	17.4	1	10/04/21 11:15	10/04/21 21:48	75-34-3	
1,1-Dichloroethene	**<22.5**	ug/kg	67.8	22.5	1	10/04/21 11:15	10/04/21 21:48	75-35-4	
1,1-Dichloropropene	**<22.0**	ug/kg	67.8	22.0	1	10/04/21 11:15	10/04/21 21:48	563-58-6	
1,2,3-Trichlorobenzene	**<75.6**	ug/kg	339	75.6	1	10/04/21 11:15	10/04/21 21:48	87-61-6	
1,2,3-Trichloropropane	**<33.0**	ug/kg	67.8	33.0	1	10/04/21 11:15	10/04/21 21:48	96-18-4	
1,2,4-Trichlorobenzene	**<55.9**	ug/kg	339	55.9	1	10/04/21 11:15	10/04/21 21:48	120-82-1	
1,2,4-Trimethylbenzene	**<20.2**	ug/kg	67.8	20.2	1	10/04/21 11:15	10/04/21 21:48	95-63-6	
1,2-Dibromo-3-chloropropane	**<52.6**	ug/kg	339	52.6	1	10/04/21 11:15	10/04/21 21:48	96-12-8	
1,2-Dibromoethane (EDB)	**<18.6**	ug/kg	67.8	18.6	1	10/04/21 11:15	10/04/21 21:48	106-93-4	
1,2-Dichlorobenzene	**<21.0**	ug/kg	67.8	21.0	1	10/04/21 11:15	10/04/21 21:48	95-50-1	
1,2-Dichloroethane	**<15.6**	ug/kg	67.8	15.6	1	10/04/21 11:15	10/04/21 21:48	107-06-2	
1,2-Dichloropropane	**<16.1**	ug/kg	67.8	16.1	1	10/04/21 11:15	10/04/21 21:48	78-87-5	
1,3,5-Trimethylbenzene	**<21.8**	ug/kg	67.8	21.8	1	10/04/21 11:15	10/04/21 21:48	108-67-8	
1,3-Dichlorobenzene	**<18.6**	ug/kg	67.8	18.6	1	10/04/21 11:15	10/04/21 21:48	541-73-1	
1,3-Dichloropropane	**<14.8**	ug/kg	67.8	14.8	1	10/04/21 11:15	10/04/21 21:48	142-28-9	
1,4-Dichlorobenzene	**<18.6**	ug/kg	67.8	18.6	1	10/04/21 11:15	10/04/21 21:48	106-46-7	
2,2-Dichloropropane	**<18.3**	ug/kg	67.8	18.3	1	10/04/21 11:15	10/04/21 21:48	594-20-7	
2-Chlorotoluene	**<22.0**	ug/kg	67.8	22.0	1	10/04/21 11:15	10/04/21 21:48	95-49-8	
4-Chlorotoluene	**<25.8**	ug/kg	67.8	25.8	1	10/04/21 11:15	10/04/21 21:48	106-43-4	
Benzene	**<16.1**	ug/kg	27.1	16.1	1	10/04/21 11:15	10/04/21 21:48	71-43-2	
Bromobenzene	**<26.5**	ug/kg	67.8	26.5	1	10/04/21 11:15	10/04/21 21:48	108-86-1	
Bromochloromethane	**<18.6**	ug/kg	67.8	18.6	1	10/04/21 11:15	10/04/21 21:48	74-97-5	
Bromodichloromethane	**<16.1**	ug/kg	67.8	16.1	1	10/04/21 11:15	10/04/21 21:48	75-27-4	
Bromoform	**<298**	ug/kg	339	298	1	10/04/21 11:15	10/04/21 21:48	75-25-2	
Bromomethane	**<95.1**	ug/kg	339	95.1	1	10/04/21 11:15	10/04/21 21:48	74-83-9	
Carbon tetrachloride	**<14.9**	ug/kg	67.8	14.9	1	10/04/21 11:15	10/04/21 21:48	56-23-5	
Chlorobenzene	**<8.1**	ug/kg	67.8	8.1	1	10/04/21 11:15	10/04/21 21:48	108-90-7	

REPORT OF LABORATORY ANALYSIS

This report shall not be reproduced, except in full,
without the written consent of Pace Analytical Services, LLC.

Pace Analytical Services, LLC
1241 Bellevue Street - Suite 9
Green Bay, WI 54302
(920)469-2436

ANALYTICAL RESULTS

Project: J210618 STH 54 SEYMOUR
Pace Project No.: 40234318

Sample: SB-06 (4-6) **Lab ID: 40234318009** Collected: 09/29/21 14:45 Received: 10/01/21 08:50 Matrix: Solid

Results reported on a "dry weight" basis and are adjusted for percent moisture, sample size and any dilutions.

Parameters	Results	Units	LOQ	LOD	DF	Prepared	Analyzed	CAS No.	Qual
8260 MSV Med Level Normal List	Analytical Method: EPA 8260 Preparation Method: EPA 5035/5030B Pace Analytical Services - Green Bay								
Chloroethane	**<28.6**	ug/kg	339	28.6	1	10/04/21 11:15	10/04/21 21:48	75-00-3	
Chloroform	**<48.6**	ug/kg	339	48.6	1	10/04/21 11:15	10/04/21 21:48	67-66-3	
Chloromethane	**<25.8**	ug/kg	67.8	25.8	1	10/04/21 11:15	10/04/21 21:48	74-87-3	
Dibromochloromethane	**<232**	ug/kg	339	232	1	10/04/21 11:15	10/04/21 21:48	124-48-1	
Dibromomethane	**<20.1**	ug/kg	67.8	20.1	1	10/04/21 11:15	10/04/21 21:48	74-95-3	
Dichlorodifluoromethane	**<29.2**	ug/kg	67.8	29.2	1	10/04/21 11:15	10/04/21 21:48	75-71-8	
Diisopropyl ether	**<16.8**	ug/kg	67.8	16.8	1	10/04/21 11:15	10/04/21 21:48	108-20-3	
Ethylbenzene	**<16.1**	ug/kg	67.8	16.1	1	10/04/21 11:15	10/04/21 21:48	100-41-4	
Hexachloro-1,3-butadiene	**<135**	ug/kg	339	135	1	10/04/21 11:15	10/04/21 21:48	87-68-3	
Isopropylbenzene (Cumene)	**<18.3**	ug/kg	67.8	18.3	1	10/04/21 11:15	10/04/21 21:48	98-82-8	
Methyl-tert-butyl ether	**<19.9**	ug/kg	67.8	19.9	1	10/04/21 11:15	10/04/21 21:48	1634-04-4	
Methylene Chloride	**<18.9**	ug/kg	67.8	18.9	1	10/04/21 11:15	10/04/21 21:48	75-09-2	
Naphthalene	**<21.2**	ug/kg	339	21.2	1	10/04/21 11:15	10/04/21 21:48	91-20-3	
Styrene	**<17.4**	ug/kg	67.8	17.4	1	10/04/21 11:15	10/04/21 21:48	100-42-5	
Tetrachloroethene	**<26.3**	ug/kg	67.8	26.3	1	10/04/21 11:15	10/04/21 21:48	127-18-4	
Toluene	**<17.1**	ug/kg	67.8	17.1	1	10/04/21 11:15	10/04/21 21:48	108-88-3	
Trichloroethene	**<25.4**	ug/kg	67.8	25.4	1	10/04/21 11:15	10/04/21 21:48	79-01-6	
Trichlorofluoromethane	**<19.7**	ug/kg	67.8	19.7	1	10/04/21 11:15	10/04/21 21:48	75-69-4	
Vinyl chloride	**<13.7**	ug/kg	67.8	13.7	1	10/04/21 11:15	10/04/21 21:48	75-01-4	
cis-1,2-Dichloroethene	**<14.5**	ug/kg	67.8	14.5	1	10/04/21 11:15	10/04/21 21:48	156-59-2	
cis-1,3-Dichloropropene	**<44.8**	ug/kg	339	44.8	1	10/04/21 11:15	10/04/21 21:48	10061-01-5	
m&p-Xylene	**<28.6**	ug/kg	136	28.6	1	10/04/21 11:15	10/04/21 21:48	179601-23-1	
n-Butylbenzene	**<31.1**	ug/kg	67.8	31.1	1	10/04/21 11:15	10/04/21 21:48	104-51-8	
n-Propylbenzene	**<16.3**	ug/kg	67.8	16.3	1	10/04/21 11:15	10/04/21 21:48	103-65-1	
o-Xylene	**<20.4**	ug/kg	67.8	20.4	1	10/04/21 11:15	10/04/21 21:48	95-47-6	
p-Isopropyltoluene	**<20.6**	ug/kg	67.8	20.6	1	10/04/21 11:15	10/04/21 21:48	99-87-6	
sec-Butylbenzene	**<16.6**	ug/kg	67.8	16.6	1	10/04/21 11:15	10/04/21 21:48	135-98-8	
tert-Butylbenzene	**<21.3**	ug/kg	67.8	21.3	1	10/04/21 11:15	10/04/21 21:48	98-06-6	
trans-1,2-Dichloroethene	**<14.7**	ug/kg	67.8	14.7	1	10/04/21 11:15	10/04/21 21:48	156-60-5	
trans-1,3-Dichloropropene	**<194**	ug/kg	339	194	1	10/04/21 11:15	10/04/21 21:48	10061-02-6	
Surrogates									
Toluene-d8 (S)	113	%	67-159		1	10/04/21 11:15	10/04/21 21:48	2037-26-5	
4-Bromofluorobenzene (S)	117	%	66-153		1	10/04/21 11:15	10/04/21 21:48	460-00-4	
1,2-Dichlorobenzene-d4 (S)	116	%	82-158		1	10/04/21 11:15	10/04/21 21:48	2199-69-1	
Percent Moisture	Analytical Method: ASTM D2974-87 Pace Analytical Services - Green Bay								
Percent Moisture	**15.1**	%	0.10	0.10	1		10/04/21 17:45		

REPORT OF LABORATORY ANALYSIS

This report shall not be reproduced, except in full,
without the written consent of Pace Analytical Services, LLC.

Pace Analytical Services, LLC
1241 Bellevue Street - Suite 9
Green Bay, WI 54302
(920)469-2436

ANALYTICAL RESULTS

Project: J210618 STH 54 SEYMOUR
Pace Project No.: 40234318

Sample: SB-07 (2-3) **Lab ID: 40234318010** Collected: 09/29/21 15:05 Received: 10/01/21 08:50 Matrix: Solid

Results reported on a "dry weight" basis and are adjusted for percent moisture, sample size and any dilutions.

Parameters	Results	Units	LOQ	LOD	DF	Prepared	Analyzed	CAS No.	Qual
WIDRO GCS	Analytical Method: WI MOD DRO Preparation Method: WI MOD DRO Pace Analytical Services - Green Bay								
Diesel Range Organics	**<1.2**	mg/kg	4.1	1.2	1	10/08/21 08:38	10/11/21 09:07		
WIGRO GCV	Analytical Method: WI MOD GRO Preparation Method: TPH GRO/PVOC WI ext. Pace Analytical Services - Green Bay								
Gasoline Range Organics	**<1.4**	mg/kg	2.9	1.4	1	10/06/21 09:30	10/06/21 18:22		
6010D MET ICP, TCLP	Analytical Method: EPA 6010D Preparation Method: EPA 3010A Leachate Method/Date: EPA 1311; 10/05/21 15:00 Pace Analytical Services - Green Bay								
Arsenic	**<0.0084**	mg/L	0.025	0.0084	1	10/06/21 11:42	10/06/21 23:49	7440-38-2	
Barium	**0.18**	mg/L	0.0050	0.0015	1	10/06/21 11:42	10/06/21 23:49	7440-39-3	
Cadmium	**<0.0013**	mg/L	0.0050	0.0013	1	10/06/21 11:42	10/06/21 23:49	7440-43-9	
Chromium	**<0.0025**	mg/L	0.010	0.0025	1	10/06/21 11:42	10/06/21 23:49	7440-47-3	
Lead	**<0.0059**	mg/L	0.020	0.0059	1	10/06/21 11:42	10/06/21 23:49	7439-92-1	
Selenium	**<0.012**	mg/L	0.040	0.012	1	10/06/21 11:42	10/06/21 23:49	7782-49-2	
Silver	**<0.0032**	mg/L	0.010	0.0032	1	10/06/21 11:42	10/06/21 23:49	7440-22-4	
7470 Mercury, TCLP	Analytical Method: EPA 7470 Preparation Method: EPA 7470 Leachate Method/Date: EPA 1311; 10/05/21 15:00 Pace Analytical Services - Green Bay								
Mercury	**0.29**	ug/L	0.20	0.066	1	10/11/21 12:25	10/12/21 09:51	7439-97-6	
8260 MSV Med Level Normal List	Analytical Method: EPA 8260 Preparation Method: EPA 5035/5030B Pace Analytical Services - Green Bay								
1,1,1,2-Tetrachloroethane	**<15.7**	ug/kg	65.3	15.7	1	10/04/21 11:15	10/04/21 22:07	630-20-6	
1,1,1-Trichloroethane	**<16.7**	ug/kg	65.3	16.7	1	10/04/21 11:15	10/04/21 22:07	71-55-6	
1,1,2,2-Tetrachloroethane	**<23.6**	ug/kg	65.3	23.6	1	10/04/21 11:15	10/04/21 22:07	79-34-5	
1,1,2-Trichloroethane	**<23.8**	ug/kg	65.3	23.8	1	10/04/21 11:15	10/04/21 22:07	79-00-5	
1,1-Dichloroethane	**<16.7**	ug/kg	65.3	16.7	1	10/04/21 11:15	10/04/21 22:07	75-34-3	
1,1-Dichloroethene	**<21.7**	ug/kg	65.3	21.7	1	10/04/21 11:15	10/04/21 22:07	75-35-4	
1,1-Dichloropropene	**<21.2**	ug/kg	65.3	21.2	1	10/04/21 11:15	10/04/21 22:07	563-58-6	
1,2,3-Trichlorobenzene	**<72.8**	ug/kg	327	72.8	1	10/04/21 11:15	10/04/21 22:07	87-61-6	
1,2,3-Trichloropropane	**<31.7**	ug/kg	65.3	31.7	1	10/04/21 11:15	10/04/21 22:07	96-18-4	
1,2,4-Trichlorobenzene	**<53.8**	ug/kg	327	53.8	1	10/04/21 11:15	10/04/21 22:07	120-82-1	
1,2,4-Trimethylbenzene	**<19.5**	ug/kg	65.3	19.5	1	10/04/21 11:15	10/04/21 22:07	95-63-6	
1,2-Dibromo-3-chloropropane	**<50.7**	ug/kg	327	50.7	1	10/04/21 11:15	10/04/21 22:07	96-12-8	
1,2-Dibromoethane (EDB)	**<17.9**	ug/kg	65.3	17.9	1	10/04/21 11:15	10/04/21 22:07	106-93-4	
1,2-Dichlorobenzene	**<20.3**	ug/kg	65.3	20.3	1	10/04/21 11:15	10/04/21 22:07	95-50-1	
1,2-Dichloroethane	**<15.0**	ug/kg	65.3	15.0	1	10/04/21 11:15	10/04/21 22:07	107-06-2	
1,2-Dichloropropane	**<15.5**	ug/kg	65.3	15.5	1	10/04/21 11:15	10/04/21 22:07	78-87-5	
1,3,5-Trimethylbenzene	**<21.0**	ug/kg	65.3	21.0	1	10/04/21 11:15	10/04/21 22:07	108-67-8	
1,3-Dichlorobenzene	**<17.9**	ug/kg	65.3	17.9	1	10/04/21 11:15	10/04/21 22:07	541-73-1	
1,3-Dichloropropane	**<14.2**	ug/kg	65.3	14.2	1	10/04/21 11:15	10/04/21 22:07	142-28-9	

REPORT OF LABORATORY ANALYSIS

This report shall not be reproduced, except in full,
without the written consent of Pace Analytical Services, LLC.

Pace Analytical Services, LLC
1241 Bellevue Street - Suite 9
Green Bay, WI 54302
(920)469-2436

ANALYTICAL RESULTS

Project: J210618 STH 54 SEYMOUR
Pace Project No.: 40234318

Sample: SB-07 (2-3) **Lab ID: 40234318010** Collected: 09/29/21 15:05 Received: 10/01/21 08:50 Matrix: Solid

Results reported on a "dry weight" basis and are adjusted for percent moisture, sample size and any dilutions.

Parameters	Results	Units	LOQ	LOD	DF	Prepared	Analyzed	CAS No.	Qual
8260 MSV Med Level Normal List	Analytical Method: EPA 8260 Preparation Method: EPA 5035/5030B Pace Analytical Services - Green Bay								
1,4-Dichlorobenzene	**<17.9**	ug/kg	65.3	17.9	1	10/04/21 11:15	10/04/21 22:07	106-46-7	
2,2-Dichloropropane	**<17.6**	ug/kg	65.3	17.6	1	10/04/21 11:15	10/04/21 22:07	594-20-7	
2-Chlorotoluene	**<21.2**	ug/kg	65.3	21.2	1	10/04/21 11:15	10/04/21 22:07	95-49-8	
4-Chlorotoluene	**<24.8**	ug/kg	65.3	24.8	1	10/04/21 11:15	10/04/21 22:07	106-43-4	
Benzene	**<15.5**	ug/kg	26.1	15.5	1	10/04/21 11:15	10/04/21 22:07	71-43-2	
Bromobenzene	**<25.5**	ug/kg	65.3	25.5	1	10/04/21 11:15	10/04/21 22:07	108-86-1	
Bromochloromethane	**<17.9**	ug/kg	65.3	17.9	1	10/04/21 11:15	10/04/21 22:07	74-97-5	
Bromodichloromethane	**<15.5**	ug/kg	65.3	15.5	1	10/04/21 11:15	10/04/21 22:07	75-27-4	
Bromoform	**<287**	ug/kg	327	287	1	10/04/21 11:15	10/04/21 22:07	75-25-2	
Bromomethane	**<91.6**	ug/kg	327	91.6	1	10/04/21 11:15	10/04/21 22:07	74-83-9	
Carbon tetrachloride	**<14.4**	ug/kg	65.3	14.4	1	10/04/21 11:15	10/04/21 22:07	56-23-5	
Chlorobenzene	**<7.8**	ug/kg	65.3	7.8	1	10/04/21 11:15	10/04/21 22:07	108-90-7	
Chloroethane	**<27.6**	ug/kg	327	27.6	1	10/04/21 11:15	10/04/21 22:07	75-00-3	
Chloroform	**<46.8**	ug/kg	327	46.8	1	10/04/21 11:15	10/04/21 22:07	67-66-3	
Chloromethane	**<24.8**	ug/kg	65.3	24.8	1	10/04/21 11:15	10/04/21 22:07	74-87-3	
Dibromochloromethane	**<223**	ug/kg	327	223	1	10/04/21 11:15	10/04/21 22:07	124-48-1	
Dibromomethane	**<19.3**	ug/kg	65.3	19.3	1	10/04/21 11:15	10/04/21 22:07	74-95-3	
Dichlorodifluoromethane	**<28.1**	ug/kg	65.3	28.1	1	10/04/21 11:15	10/04/21 22:07	75-71-8	
Diisopropyl ether	**<16.2**	ug/kg	65.3	16.2	1	10/04/21 11:15	10/04/21 22:07	108-20-3	
Ethylbenzene	**<15.5**	ug/kg	65.3	15.5	1	10/04/21 11:15	10/04/21 22:07	100-41-4	
Hexachloro-1,3-butadiene	**<130**	ug/kg	327	130	1	10/04/21 11:15	10/04/21 22:07	87-68-3	
Isopropylbenzene (Cumene)	**<17.6**	ug/kg	65.3	17.6	1	10/04/21 11:15	10/04/21 22:07	98-82-8	
Methyl-tert-butyl ether	**<19.2**	ug/kg	65.3	19.2	1	10/04/21 11:15	10/04/21 22:07	1634-04-4	
Methylene Chloride	**<18.2**	ug/kg	65.3	18.2	1	10/04/21 11:15	10/04/21 22:07	75-09-2	
Naphthalene	**<20.4**	ug/kg	327	20.4	1	10/04/21 11:15	10/04/21 22:07	91-20-3	
Styrene	**<16.7**	ug/kg	65.3	16.7	1	10/04/21 11:15	10/04/21 22:07	100-42-5	
Tetrachloroethene	**<25.3**	ug/kg	65.3	25.3	1	10/04/21 11:15	10/04/21 22:07	127-18-4	
Toluene	**<16.5**	ug/kg	65.3	16.5	1	10/04/21 11:15	10/04/21 22:07	108-88-3	
Trichloroethene	**<24.4**	ug/kg	65.3	24.4	1	10/04/21 11:15	10/04/21 22:07	79-01-6	
Trichlorofluoromethane	**<18.9**	ug/kg	65.3	18.9	1	10/04/21 11:15	10/04/21 22:07	75-69-4	
Vinyl chloride	**<13.2**	ug/kg	65.3	13.2	1	10/04/21 11:15	10/04/21 22:07	75-01-4	
cis-1,2-Dichloroethene	**<14.0**	ug/kg	65.3	14.0	1	10/04/21 11:15	10/04/21 22:07	156-59-2	
cis-1,3-Dichloropropene	**<43.1**	ug/kg	327	43.1	1	10/04/21 11:15	10/04/21 22:07	10061-01-5	
m&p-Xylene	**<27.6**	ug/kg	131	27.6	1	10/04/21 11:15	10/04/21 22:07	179601-23-1	
n-Butylbenzene	**<29.9**	ug/kg	65.3	29.9	1	10/04/21 11:15	10/04/21 22:07	104-51-8	
n-Propylbenzene	**<15.7**	ug/kg	65.3	15.7	1	10/04/21 11:15	10/04/21 22:07	103-65-1	
o-Xylene	**<19.6**	ug/kg	65.3	19.6	1	10/04/21 11:15	10/04/21 22:07	95-47-6	
p-Isopropyltoluene	**<19.9**	ug/kg	65.3	19.9	1	10/04/21 11:15	10/04/21 22:07	99-87-6	
sec-Butylbenzene	**<15.9**	ug/kg	65.3	15.9	1	10/04/21 11:15	10/04/21 22:07	135-98-8	
tert-Butylbenzene	**<20.5**	ug/kg	65.3	20.5	1	10/04/21 11:15	10/04/21 22:07	98-06-6	
trans-1,2-Dichloroethene	**<14.1**	ug/kg	65.3	14.1	1	10/04/21 11:15	10/04/21 22:07	156-60-5	
trans-1,3-Dichloropropene	**<187**	ug/kg	327	187	1	10/04/21 11:15	10/04/21 22:07	10061-02-6	
Surrogates									
Toluene-d8 (S)	116	%	67-159		1	10/04/21 11:15	10/04/21 22:07	2037-26-5	

REPORT OF LABORATORY ANALYSIS

This report shall not be reproduced, except in full,
without the written consent of Pace Analytical Services, LLC.

Pace Analytical Services, LLC
1241 Bellevue Street - Suite 9
Green Bay, WI 54302
(920)469-2436

ANALYTICAL RESULTS

Project: J210618 STH 54 SEYMOUR
Pace Project No.: 40234318

Sample: SB-07 (2-3) **Lab ID: 40234318010** Collected: 09/29/21 15:05 Received: 10/01/21 08:50 Matrix: Solid

Results reported on a "dry weight" basis and are adjusted for percent moisture, sample size and any dilutions.

Parameters	Results	Units	LOQ	LOD	DF	Prepared	Analyzed	CAS No.	Qual
8260 MSV Med Level Normal List	Analytical Method: EPA 8260 Preparation Method: EPA 5035/5030B Pace Analytical Services - Green Bay								
Surrogates									
4-Bromofluorobenzene (S)	125	%	66-153		1	10/04/21 11:15	10/04/21 22:07	460-00-4	
1,2-Dichlorobenzene-d4 (S)	120	%	82-158		1	10/04/21 11:15	10/04/21 22:07	2199-69-1	
Percent Moisture	Analytical Method: ASTM D2974-87 Pace Analytical Services - Green Bay								
Percent Moisture	**13.3**	%	0.10	0.10	1		10/04/21 17:45		

Sample: SB-08 (2-3) **Lab ID: 40234318011** Collected: 09/29/21 16:00 Received: 10/01/21 08:50 Matrix: Solid

Results reported on a "dry weight" basis and are adjusted for percent moisture, sample size and any dilutions.

Parameters	Results	Units	LOQ	LOD	DF	Prepared	Analyzed	CAS No.	Qual
WIDRO GCS	Analytical Method: WI MOD DRO Preparation Method: WI MOD DRO Pace Analytical Services - Green Bay								
Diesel Range Organics	**<1.3**	mg/kg	4.4	1.3	1	10/08/21 08:38	10/11/21 09:16		
WIGRO GCV	Analytical Method: WI MOD GRO Preparation Method: TPH GRO/PVOC WI ext. Pace Analytical Services - Green Bay								
Gasoline Range Organics	**<1.5**	mg/kg	3.0	1.5	1	10/06/21 09:30	10/06/21 18:48		
6010D MET ICP, TCLP	Analytical Method: EPA 6010D Preparation Method: EPA 3010A Leachate Method/Date: EPA 1311; 10/05/21 15:00 Pace Analytical Services - Green Bay								
Arsenic	**<0.0084**	mg/L	0.025	0.0084	1	10/06/21 11:42	10/07/21 00:02	7440-38-2	
Barium	**0.22**	mg/L	0.0050	0.0015	1	10/06/21 11:42	10/07/21 00:02	7440-39-3	
Cadmium	**<0.0013**	mg/L	0.0050	0.0013	1	10/06/21 11:42	10/07/21 00:02	7440-43-9	
Chromium	**<0.0025**	mg/L	0.010	0.0025	1	10/06/21 11:42	10/07/21 00:02	7440-47-3	
Lead	**<0.0059**	mg/L	0.020	0.0059	1	10/06/21 11:42	10/07/21 00:02	7439-92-1	
Selenium	**<0.012**	mg/L	0.040	0.012	1	10/06/21 11:42	10/07/21 00:02	7782-49-2	
Silver	**0.0033J**	mg/L	0.010	0.0032	1	10/06/21 11:42	10/07/21 00:02	7440-22-4	
7470 Mercury, TCLP	Analytical Method: EPA 7470 Preparation Method: EPA 7470 Leachate Method/Date: EPA 1311; 10/05/21 15:00 Pace Analytical Services - Green Bay								
Mercury	**<0.066**	ug/L	0.20	0.066	1	10/11/21 12:25	10/12/21 10:00	7439-97-6	
8260 MSV Med Level Normal List	Analytical Method: EPA 8260 Preparation Method: EPA 5035/5030B Pace Analytical Services - Green Bay								
1,1,1,2-Tetrachloroethane	**<17.3**	ug/kg	71.9	17.3	1	10/04/21 11:15	10/04/21 22:27	630-20-6	
1,1,1-Trichloroethane	**<18.4**	ug/kg	71.9	18.4	1	10/04/21 11:15	10/04/21 22:27	71-55-6	
1,1,2,2-Tetrachloroethane	**<26.0**	ug/kg	71.9	26.0	1	10/04/21 11:15	10/04/21 22:27	79-34-5	

REPORT OF LABORATORY ANALYSIS

This report shall not be reproduced, except in full,
without the written consent of Pace Analytical Services, LLC.

Pace Analytical Services, LLC
1241 Bellevue Street - Suite 9
Green Bay, WI 54302
(920)469-2436

ANALYTICAL RESULTS

Project: J210618 STH 54 SEYMOUR
Pace Project No.: 40234318

Sample: SB-08 (2-3) **Lab ID: 40234318011** Collected: 09/29/21 16:00 Received: 10/01/21 08:50 Matrix: Solid

Results reported on a "dry weight" basis and are adjusted for percent moisture, sample size and any dilutions.

Parameters	Results	Units	LOQ	LOD	DF	Prepared	Analyzed	CAS No.	Qual
8260 MSV Med Level Normal List	Analytical Method: EPA 8260 Preparation Method: EPA 5035/5030B Pace Analytical Services - Green Bay								
1,1,2-Trichloroethane	**<26.2**	ug/kg	71.9	26.2	1	10/04/21 11:15	10/04/21 22:27	79-00-5	
1,1-Dichloroethane	**<18.4**	ug/kg	71.9	18.4	1	10/04/21 11:15	10/04/21 22:27	75-34-3	
1,1-Dichloroethene	**<23.9**	ug/kg	71.9	23.9	1	10/04/21 11:15	10/04/21 22:27	75-35-4	
1,1-Dichloropropene	**<23.3**	ug/kg	71.9	23.3	1	10/04/21 11:15	10/04/21 22:27	563-58-6	
1,2,3-Trichlorobenzene	**<80.1**	ug/kg	360	80.1	1	10/04/21 11:15	10/04/21 22:27	87-61-6	
1,2,3-Trichloropropane	**<35.0**	ug/kg	71.9	35.0	1	10/04/21 11:15	10/04/21 22:27	96-18-4	
1,2,4-Trichlorobenzene	**<59.3**	ug/kg	360	59.3	1	10/04/21 11:15	10/04/21 22:27	120-82-1	
1,2,4-Trimethylbenzene	**<21.4**	ug/kg	71.9	21.4	1	10/04/21 11:15	10/04/21 22:27	95-63-6	
1,2-Dibromo-3-chloropropane	**<55.8**	ug/kg	360	55.8	1	10/04/21 11:15	10/04/21 22:27	96-12-8	
1,2-Dibromoethane (EDB)	**<19.7**	ug/kg	71.9	19.7	1	10/04/21 11:15	10/04/21 22:27	106-93-4	
1,2-Dichlorobenzene	**<22.3**	ug/kg	71.9	22.3	1	10/04/21 11:15	10/04/21 22:27	95-50-1	
1,2-Dichloroethane	**<16.5**	ug/kg	71.9	16.5	1	10/04/21 11:15	10/04/21 22:27	107-06-2	
1,2-Dichloropropane	**<17.1**	ug/kg	71.9	17.1	1	10/04/21 11:15	10/04/21 22:27	78-87-5	
1,3,5-Trimethylbenzene	**<23.2**	ug/kg	71.9	23.2	1	10/04/21 11:15	10/04/21 22:27	108-67-8	
1,3-Dichlorobenzene	**<19.7**	ug/kg	71.9	19.7	1	10/04/21 11:15	10/04/21 22:27	541-73-1	
1,3-Dichloropropane	**<15.7**	ug/kg	71.9	15.7	1	10/04/21 11:15	10/04/21 22:27	142-28-9	
1,4-Dichlorobenzene	**<19.7**	ug/kg	71.9	19.7	1	10/04/21 11:15	10/04/21 22:27	106-46-7	
2,2-Dichloropropane	**<19.4**	ug/kg	71.9	19.4	1	10/04/21 11:15	10/04/21 22:27	594-20-7	
2-Chlorotoluene	**<23.3**	ug/kg	71.9	23.3	1	10/04/21 11:15	10/04/21 22:27	95-49-8	
4-Chlorotoluene	**<27.3**	ug/kg	71.9	27.3	1	10/04/21 11:15	10/04/21 22:27	106-43-4	
Benzene	**<17.1**	ug/kg	28.8	17.1	1	10/04/21 11:15	10/04/21 22:27	71-43-2	
Bromobenzene	**<28.1**	ug/kg	71.9	28.1	1	10/04/21 11:15	10/04/21 22:27	108-86-1	
Bromochloromethane	**<19.7**	ug/kg	71.9	19.7	1	10/04/21 11:15	10/04/21 22:27	74-97-5	
Bromodichloromethane	**<17.1**	ug/kg	71.9	17.1	1	10/04/21 11:15	10/04/21 22:27	75-27-4	
Bromoform	**<317**	ug/kg	360	317	1	10/04/21 11:15	10/04/21 22:27	75-25-2	
Bromomethane	**<101**	ug/kg	360	101	1	10/04/21 11:15	10/04/21 22:27	74-83-9	
Carbon tetrachloride	**<15.8**	ug/kg	71.9	15.8	1	10/04/21 11:15	10/04/21 22:27	56-23-5	
Chlorobenzene	**<8.6**	ug/kg	71.9	8.6	1	10/04/21 11:15	10/04/21 22:27	108-90-7	
Chloroethane	**<30.4**	ug/kg	360	30.4	1	10/04/21 11:15	10/04/21 22:27	75-00-3	
Chloroform	**<51.5**	ug/kg	360	51.5	1	10/04/21 11:15	10/04/21 22:27	67-66-3	
Chloromethane	**<27.3**	ug/kg	71.9	27.3	1	10/04/21 11:15	10/04/21 22:27	74-87-3	
Dibromochloromethane	**<246**	ug/kg	360	246	1	10/04/21 11:15	10/04/21 22:27	124-48-1	
Dibromomethane	**<21.3**	ug/kg	71.9	21.3	1	10/04/21 11:15	10/04/21 22:27	74-95-3	
Dichlorodifluoromethane	**<30.9**	ug/kg	71.9	30.9	1	10/04/21 11:15	10/04/21 22:27	75-71-8	
Diisopropyl ether	**<17.8**	ug/kg	71.9	17.8	1	10/04/21 11:15	10/04/21 22:27	108-20-3	
Ethylbenzene	**<17.1**	ug/kg	71.9	17.1	1	10/04/21 11:15	10/04/21 22:27	100-41-4	
Hexachloro-1,3-butadiene	**<143**	ug/kg	360	143	1	10/04/21 11:15	10/04/21 22:27	87-68-3	
Isopropylbenzene (Cumene)	**<19.4**	ug/kg	71.9	19.4	1	10/04/21 11:15	10/04/21 22:27	98-82-8	
Methyl-tert-butyl ether	**<21.2**	ug/kg	71.9	21.2	1	10/04/21 11:15	10/04/21 22:27	1634-04-4	
Methylene Chloride	**<20.0**	ug/kg	71.9	20.0	1	10/04/21 11:15	10/04/21 22:27	75-09-2	
Naphthalene	**<22.4**	ug/kg	360	22.4	1	10/04/21 11:15	10/04/21 22:27	91-20-3	
Styrene	**<18.4**	ug/kg	71.9	18.4	1	10/04/21 11:15	10/04/21 22:27	100-42-5	
Tetrachloroethene	**<27.9**	ug/kg	71.9	27.9	1	10/04/21 11:15	10/04/21 22:27	127-18-4	
Toluene	**<18.1**	ug/kg	71.9	18.1	1	10/04/21 11:15	10/04/21 22:27	108-88-3	

REPORT OF LABORATORY ANALYSIS

This report shall not be reproduced, except in full,
without the written consent of Pace Analytical Services, LLC.

Pace Analytical Services, LLC
1241 Bellevue Street - Suite 9
Green Bay, WI 54302
(920)469-2436

ANALYTICAL RESULTS

Project: J210618 STH 54 SEYMOUR
Pace Project No.: 40234318

Sample: SB-08 (2-3) **Lab ID: 40234318011** Collected: 09/29/21 16:00 Received: 10/01/21 08:50 Matrix: Solid

Results reported on a "dry weight" basis and are adjusted for percent moisture, sample size and any dilutions.

Parameters	Results	Units	LOQ	LOD	DF	Prepared	Analyzed	CAS No.	Qual
8260 MSV Med Level Normal List	Analytical Method: EPA 8260 Preparation Method: EPA 5035/5030B Pace Analytical Services - Green Bay								
Trichloroethene	**<26.9**	ug/kg	71.9	26.9	1	10/04/21 11:15	10/04/21 22:27	79-01-6	
Trichlorofluoromethane	**<20.9**	ug/kg	71.9	20.9	1	10/04/21 11:15	10/04/21 22:27	75-69-4	
Vinyl chloride	**<14.5**	ug/kg	71.9	14.5	1	10/04/21 11:15	10/04/21 22:27	75-01-4	
cis-1,2-Dichloroethene	**<15.4**	ug/kg	71.9	15.4	1	10/04/21 11:15	10/04/21 22:27	156-59-2	
cis-1,3-Dichloropropene	**<47.5**	ug/kg	360	47.5	1	10/04/21 11:15	10/04/21 22:27	10061-01-5	
m&p-Xylene	**<30.4**	ug/kg	144	30.4	1	10/04/21 11:15	10/04/21 22:27	179601-23-1	
n-Butylbenzene	**<33.0**	ug/kg	71.9	33.0	1	10/04/21 11:15	10/04/21 22:27	104-51-8	
n-Propylbenzene	**<17.3**	ug/kg	71.9	17.3	1	10/04/21 11:15	10/04/21 22:27	103-65-1	
o-Xylene	**<21.6**	ug/kg	71.9	21.6	1	10/04/21 11:15	10/04/21 22:27	95-47-6	
p-Isopropyltoluene	**<21.9**	ug/kg	71.9	21.9	1	10/04/21 11:15	10/04/21 22:27	99-87-6	
sec-Butylbenzene	**<17.6**	ug/kg	71.9	17.6	1	10/04/21 11:15	10/04/21 22:27	135-98-8	
tert-Butylbenzene	**<22.6**	ug/kg	71.9	22.6	1	10/04/21 11:15	10/04/21 22:27	98-06-6	
trans-1,2-Dichloroethene	**<15.5**	ug/kg	71.9	15.5	1	10/04/21 11:15	10/04/21 22:27	156-60-5	
trans-1,3-Dichloropropene	**<206**	ug/kg	360	206	1	10/04/21 11:15	10/04/21 22:27	10061-02-6	
Surrogates									
Toluene-d8 (S)	118	%	67-159		1	10/04/21 11:15	10/04/21 22:27	2037-26-5	
4-Bromofluorobenzene (S)	122	%	66-153		1	10/04/21 11:15	10/04/21 22:27	460-00-4	
1,2-Dichlorobenzene-d4 (S)	120	%	82-158		1	10/04/21 11:15	10/04/21 22:27	2199-69-1	
Percent Moisture	Analytical Method: ASTM D2974-87 Pace Analytical Services - Green Bay								
Percent Moisture	**18.0**	%	0.10	0.10	1		10/04/21 17:45		

Sample: SB-09 (2-4) **Lab ID: 40234318012** Collected: 09/30/21 07:45 Received: 10/01/21 08:50 Matrix: Solid

Results reported on a "dry weight" basis and are adjusted for percent moisture, sample size and any dilutions.

Parameters	Results	Units	LOQ	LOD	DF	Prepared	Analyzed	CAS No.	Qual
WIDRO GCS	Analytical Method: WI MOD DRO Preparation Method: WI MOD DRO Pace Analytical Services - Green Bay								
Diesel Range Organics	**<1.3**	mg/kg	4.4	1.3	1	10/08/21 08:38	10/11/21 09:25		
WIGRO GCV	Analytical Method: WI MOD GRO Preparation Method: TPH GRO/PVOC WI ext. Pace Analytical Services - Green Bay								
Gasoline Range Organics	**<1.5**	mg/kg	2.9	1.5	1	10/06/21 09:30	10/08/21 01:06		
6010D MET ICP, TCLP	Analytical Method: EPA 6010D Preparation Method: EPA 3010A Leachate Method/Date: EPA 1311; 10/05/21 15:00 Pace Analytical Services - Green Bay								
Arsenic	**<0.0084**	mg/L	0.025	0.0084	1	10/06/21 11:42	10/07/21 00:05	7440-38-2	
Barium	**0.21**	mg/L	0.0050	0.0015	1	10/06/21 11:42	10/07/21 00:05	7440-39-3	
Cadmium	**<0.0013**	mg/L	0.0050	0.0013	1	10/06/21 11:42	10/07/21 00:05	7440-43-9	

REPORT OF LABORATORY ANALYSIS

This report shall not be reproduced, except in full,
without the written consent of Pace Analytical Services, LLC.

Pace Analytical Services, LLC
1241 Bellevue Street - Suite 9
Green Bay, WI 54302
(920)469-2436

ANALYTICAL RESULTS

Project: J210618 STH 54 SEYMOUR
Pace Project No.: 40234318

Sample: SB-09 (2-4) **Lab ID: 40234318012** Collected: 09/30/21 07:45 Received: 10/01/21 08:50 Matrix: Solid

Results reported on a "dry weight" basis and are adjusted for percent moisture, sample size and any dilutions.

Parameters	Results	Units	LOQ	LOD	DF	Prepared	Analyzed	CAS No.	Qual
6010D MET ICP, TCLP	Analytical Method: EPA 6010D Preparation Method: EPA 3010A Leachate Method/Date: EPA 1311; 10/05/21 15:00 Pace Analytical Services - Green Bay								
Chromium	**<0.0025**	mg/L	0.010	0.0025	1	10/06/21 11:42	10/07/21 00:05	7440-47-3	
Lead	**<0.0059**	mg/L	0.020	0.0059	1	10/06/21 11:42	10/07/21 00:05	7439-92-1	
Selenium	**<0.012**	mg/L	0.040	0.012	1	10/06/21 11:42	10/07/21 00:05	7782-49-2	
Silver	**0.0037J**	mg/L	0.010	0.0032	1	10/06/21 11:42	10/07/21 00:05	7440-22-4	
7470 Mercury, TCLP	Analytical Method: EPA 7470 Preparation Method: EPA 7470 Leachate Method/Date: EPA 1311; 10/05/21 15:00 Pace Analytical Services - Green Bay								
Mercury	**<0.066**	ug/L	0.20	0.066	1	10/11/21 12:25	10/12/21 10:12	7439-97-6	
8260 MSV Med Level Normal List	Analytical Method: EPA 8260 Preparation Method: EPA 5035/5030B Pace Analytical Services - Green Bay								
1,1,1,2-Tetrachloroethane	**<16.1**	ug/kg	66.9	16.1	1	10/05/21 10:00	10/05/21 15:21	630-20-6	
1,1,1-Trichloroethane	**<17.1**	ug/kg	66.9	17.1	1	10/05/21 10:00	10/05/21 15:21	71-55-6	
1,1,2,2-Tetrachloroethane	**<24.2**	ug/kg	66.9	24.2	1	10/05/21 10:00	10/05/21 15:21	79-34-5	
1,1,2-Trichloroethane	**<24.4**	ug/kg	66.9	24.4	1	10/05/21 10:00	10/05/21 15:21	79-00-5	
1,1-Dichloroethane	**<17.1**	ug/kg	66.9	17.1	1	10/05/21 10:00	10/05/21 15:21	75-34-3	
1,1-Dichloroethene	**<22.2**	ug/kg	66.9	22.2	1	10/05/21 10:00	10/05/21 15:21	75-35-4	
1,1-Dichloropropene	**<21.7**	ug/kg	66.9	21.7	1	10/05/21 10:00	10/05/21 15:21	563-58-6	
1,2,3-Trichlorobenzene	**<74.6**	ug/kg	335	74.6	1	10/05/21 10:00	10/05/21 15:21	87-61-6	
1,2,3-Trichloropropane	**<32.5**	ug/kg	66.9	32.5	1	10/05/21 10:00	10/05/21 15:21	96-18-4	
1,2,4-Trichlorobenzene	**<55.2**	ug/kg	335	55.2	1	10/05/21 10:00	10/05/21 15:21	120-82-1	
1,2,4-Trimethylbenzene	**<19.9**	ug/kg	66.9	19.9	1	10/05/21 10:00	10/05/21 15:21	95-63-6	
1,2-Dibromo-3-chloropropane	**<51.9**	ug/kg	335	51.9	1	10/05/21 10:00	10/05/21 15:21	96-12-8	
1,2-Dibromoethane (EDB)	**<18.3**	ug/kg	66.9	18.3	1	10/05/21 10:00	10/05/21 15:21	106-93-4	
1,2-Dichlorobenzene	**<20.7**	ug/kg	66.9	20.7	1	10/05/21 10:00	10/05/21 15:21	95-50-1	
1,2-Dichloroethane	**<15.4**	ug/kg	66.9	15.4	1	10/05/21 10:00	10/05/21 15:21	107-06-2	
1,2-Dichloropropane	**<15.9**	ug/kg	66.9	15.9	1	10/05/21 10:00	10/05/21 15:21	78-87-5	
1,3,5-Trimethylbenzene	**<21.6**	ug/kg	66.9	21.6	1	10/05/21 10:00	10/05/21 15:21	108-67-8	
1,3-Dichlorobenzene	**<18.3**	ug/kg	66.9	18.3	1	10/05/21 10:00	10/05/21 15:21	541-73-1	
1,3-Dichloropropane	**<14.6**	ug/kg	66.9	14.6	1	10/05/21 10:00	10/05/21 15:21	142-28-9	
1,4-Dichlorobenzene	**<18.3**	ug/kg	66.9	18.3	1	10/05/21 10:00	10/05/21 15:21	106-46-7	
2,2-Dichloropropane	**<18.1**	ug/kg	66.9	18.1	1	10/05/21 10:00	10/05/21 15:21	594-20-7	
2-Chlorotoluene	**<21.7**	ug/kg	66.9	21.7	1	10/05/21 10:00	10/05/21 15:21	95-49-8	
4-Chlorotoluene	**<25.4**	ug/kg	66.9	25.4	1	10/05/21 10:00	10/05/21 15:21	106-43-4	
Benzene	**<15.9**	ug/kg	26.8	15.9	1	10/05/21 10:00	10/05/21 15:21	71-43-2	
Bromobenzene	**<26.1**	ug/kg	66.9	26.1	1	10/05/21 10:00	10/05/21 15:21	108-86-1	
Bromochloromethane	**<18.3**	ug/kg	66.9	18.3	1	10/05/21 10:00	10/05/21 15:21	74-97-5	
Bromodichloromethane	**<15.9**	ug/kg	66.9	15.9	1	10/05/21 10:00	10/05/21 15:21	75-27-4	
Bromoform	**<295**	ug/kg	335	295	1	10/05/21 10:00	10/05/21 15:21	75-25-2	
Bromomethane	**<93.8**	ug/kg	335	93.8	1	10/05/21 10:00	10/05/21 15:21	74-83-9	
Carbon tetrachloride	**<14.7**	ug/kg	66.9	14.7	1	10/05/21 10:00	10/05/21 15:21	56-23-5	
Chlorobenzene	**<8.0**	ug/kg	66.9	8.0	1	10/05/21 10:00	10/05/21 15:21	108-90-7	

REPORT OF LABORATORY ANALYSIS

This report shall not be reproduced, except in full,
without the written consent of Pace Analytical Services, LLC.

Pace Analytical Services, LLC
1241 Bellevue Street - Suite 9
Green Bay, WI 54302
(920)469-2436

ANALYTICAL RESULTS

Project: J210618 STH 54 SEYMOUR
Pace Project No.: 40234318

Sample: SB-09 (2-4) **Lab ID: 40234318012** Collected: 09/30/21 07:45 Received: 10/01/21 08:50 Matrix: Solid

Results reported on a "dry weight" basis and are adjusted for percent moisture, sample size and any dilutions.

Parameters	Results	Units	LOQ	LOD	DF	Prepared	Analyzed	CAS No.	Qual
8260 MSV Med Level Normal List	Analytical Method: EPA 8260 Preparation Method: EPA 5035/5030B Pace Analytical Services - Green Bay								
Chloroethane	**<28.2**	ug/kg	335	28.2	1	10/05/21 10:00	10/05/21 15:21	75-00-3	
Chloroform	**<47.9**	ug/kg	335	47.9	1	10/05/21 10:00	10/05/21 15:21	67-66-3	
Chloromethane	**<25.4**	ug/kg	66.9	25.4	1	10/05/21 10:00	10/05/21 15:21	74-87-3	
Dibromochloromethane	**<229**	ug/kg	335	229	1	10/05/21 10:00	10/05/21 15:21	124-48-1	
Dibromomethane	**<19.8**	ug/kg	66.9	19.8	1	10/05/21 10:00	10/05/21 15:21	74-95-3	
Dichlorodifluoromethane	**<28.8**	ug/kg	66.9	28.8	1	10/05/21 10:00	10/05/21 15:21	75-71-8	
Diisopropyl ether	**<16.6**	ug/kg	66.9	16.6	1	10/05/21 10:00	10/05/21 15:21	108-20-3	
Ethylbenzene	**<15.9**	ug/kg	66.9	15.9	1	10/05/21 10:00	10/05/21 15:21	100-41-4	
Hexachloro-1,3-butadiene	**<133**	ug/kg	335	133	1	10/05/21 10:00	10/05/21 15:21	87-68-3	
Isopropylbenzene (Cumene)	**<18.1**	ug/kg	66.9	18.1	1	10/05/21 10:00	10/05/21 15:21	98-82-8	
Methyl-tert-butyl ether	**<19.7**	ug/kg	66.9	19.7	1	10/05/21 10:00	10/05/21 15:21	1634-04-4	
Methylene Chloride	**<18.6**	ug/kg	66.9	18.6	1	10/05/21 10:00	10/05/21 15:21	75-09-2	
Naphthalene	**<20.9**	ug/kg	335	20.9	1	10/05/21 10:00	10/05/21 15:21	91-20-3	
Styrene	**<17.1**	ug/kg	66.9	17.1	1	10/05/21 10:00	10/05/21 15:21	100-42-5	
Tetrachloroethene	**<26.0**	ug/kg	66.9	26.0	1	10/05/21 10:00	10/05/21 15:21	127-18-4	
Toluene	**<16.9**	ug/kg	66.9	16.9	1	10/05/21 10:00	10/05/21 15:21	108-88-3	
Trichloroethene	**<25.0**	ug/kg	66.9	25.0	1	10/05/21 10:00	10/05/21 15:21	79-01-6	
Trichlorofluoromethane	**<19.4**	ug/kg	66.9	19.4	1	10/05/21 10:00	10/05/21 15:21	75-69-4	
Vinyl chloride	**<13.5**	ug/kg	66.9	13.5	1	10/05/21 10:00	10/05/21 15:21	75-01-4	
cis-1,2-Dichloroethene	**<14.3**	ug/kg	66.9	14.3	1	10/05/21 10:00	10/05/21 15:21	156-59-2	
cis-1,3-Dichloropropene	**<44.2**	ug/kg	335	44.2	1	10/05/21 10:00	10/05/21 15:21	10061-01-5	
m&p-Xylene	**<28.2**	ug/kg	134	28.2	1	10/05/21 10:00	10/05/21 15:21	179601-23-1	
n-Butylbenzene	**<30.7**	ug/kg	66.9	30.7	1	10/05/21 10:00	10/05/21 15:21	104-51-8	
n-Propylbenzene	**<16.1**	ug/kg	66.9	16.1	1	10/05/21 10:00	10/05/21 15:21	103-65-1	
o-Xylene	**<20.1**	ug/kg	66.9	20.1	1	10/05/21 10:00	10/05/21 15:21	95-47-6	
p-Isopropyltoluene	**<20.3**	ug/kg	66.9	20.3	1	10/05/21 10:00	10/05/21 15:21	99-87-6	
sec-Butylbenzene	**<16.3**	ug/kg	66.9	16.3	1	10/05/21 10:00	10/05/21 15:21	135-98-8	
tert-Butylbenzene	**<21.0**	ug/kg	66.9	21.0	1	10/05/21 10:00	10/05/21 15:21	98-06-6	
trans-1,2-Dichloroethene	**<14.5**	ug/kg	66.9	14.5	1	10/05/21 10:00	10/05/21 15:21	156-60-5	
trans-1,3-Dichloropropene	**<191**	ug/kg	335	191	1	10/05/21 10:00	10/05/21 15:21	10061-02-6	
Surrogates									
Toluene-d8 (S)	125	%	67-159		1	10/05/21 10:00	10/05/21 15:21	2037-26-5	
4-Bromofluorobenzene (S)	116	%	66-153		1	10/05/21 10:00	10/05/21 15:21	460-00-4	
1,2-Dichlorobenzene-d4 (S)	116	%	82-158		1	10/05/21 10:00	10/05/21 15:21	2199-69-1	
Percent Moisture	Analytical Method: ASTM D2974-87 Pace Analytical Services - Green Bay								
Percent Moisture	**14.5**	%	0.10	0.10	1		10/04/21 17:46		

REPORT OF LABORATORY ANALYSIS

This report shall not be reproduced, except in full,
without the written consent of Pace Analytical Services, LLC.

Pace Analytical Services, LLC
1241 Bellevue Street - Suite 9
Green Bay, WI 54302
(920)469-2436

ANALYTICAL RESULTS

Project: J210618 STH 54 SEYMOUR
Pace Project No.: 40234318

Sample: SB-10 (2-4) **Lab ID: 40234318013** Collected: 09/30/21 08:10 Received: 10/01/21 08:50 Matrix: Solid

Results reported on a "dry weight" basis and are adjusted for percent moisture, sample size and any dilutions.

Parameters	Results	Units	LOQ	LOD	DF	Prepared	Analyzed	CAS No.	Qual
WIDRO GCS	Analytical Method: WI MOD DRO Preparation Method: WI MOD DRO Pace Analytical Services - Green Bay								
Diesel Range Organics	**707**	mg/kg	71.4	21.3	15	10/08/21 08:38	10/11/21 12:24		DC
WIGRO GCV	Analytical Method: WI MOD GRO Preparation Method: TPH GRO/PVOC WI ext. Pace Analytical Services - Green Bay								
Gasoline Range Organics	**2050**	mg/kg	60.5	30.1	20	10/06/21 09:30	10/06/21 14:29		GO
6010D MET ICP, TCLP	Analytical Method: EPA 6010D Preparation Method: EPA 3010A Leachate Method/Date: EPA 1311; 10/05/21 15:00 Pace Analytical Services - Green Bay								
Arsenic	**<0.017**	mg/L	0.050	0.017	2	10/06/21 11:42	10/07/21 10:37	7440-38-2	D3
Barium	**0.31**	mg/L	0.010	0.0030	2	10/06/21 11:42	10/07/21 10:37	7440-39-3	
Cadmium	**<0.0027**	mg/L	0.010	0.0027	2	10/06/21 11:42	10/07/21 10:37	7440-43-9	D3
Chromium	**<0.0051**	mg/L	0.020	0.0051	2	10/06/21 11:42	10/07/21 10:37	7440-47-3	D3
Lead	**<0.012**	mg/L	0.040	0.012	2	10/06/21 11:42	10/07/21 10:37	7439-92-1	D3
Selenium	**<0.024**	mg/L	0.080	0.024	2	10/06/21 11:42	10/07/21 10:37	7782-49-2	D3
Silver	**<0.0064**	mg/L	0.020	0.0064	2	10/06/21 11:42	10/07/21 10:37	7440-22-4	D3
7470 Mercury, TCLP	Analytical Method: EPA 7470 Preparation Method: EPA 7470 Leachate Method/Date: EPA 1311; 10/05/21 15:00 Pace Analytical Services - Green Bay								
Mercury	**<0.066**	ug/L	0.20	0.066	1	10/11/21 12:25	10/12/21 10:14	7439-97-6	
8260 MSV Med Level Normal List	Analytical Method: EPA 8260 Preparation Method: EPA 5035/5030B Pace Analytical Services - Green Bay								
1,1,1,2-Tetrachloroethane	**<681**	ug/kg	2840	681	40	10/07/21 10:45	10/08/21 12:02	630-20-6	
1,1,1-Trichloroethane	**<726**	ug/kg	2840	726	40	10/07/21 10:45	10/08/21 12:02	71-55-6	
1,1,2,2-Tetrachloroethane	**<1030**	ug/kg	2840	1030	40	10/07/21 10:45	10/08/21 12:02	79-34-5	
1,1,2-Trichloroethane	**<1030**	ug/kg	2840	1030	40	10/07/21 10:45	10/08/21 12:02	79-00-5	
1,1-Dichloroethane	**<726**	ug/kg	2840	726	40	10/07/21 10:45	10/08/21 12:02	75-34-3	
1,1-Dichloroethene	**<942**	ug/kg	2840	942	40	10/07/21 10:45	10/08/21 12:02	75-35-4	
1,1-Dichloropropene	**<919**	ug/kg	2840	919	40	10/07/21 10:45	10/08/21 12:02	563-58-6	
1,2,3-Trichlorobenzene	**<3160**	ug/kg	14200	3160	40	10/07/21 10:45	10/08/21 12:02	87-61-6	
1,2,3-Trichloropropane	**<1380**	ug/kg	2840	1380	40	10/07/21 10:45	10/08/21 12:02	96-18-4	
1,2,4-Trichlorobenzene	**<2340**	ug/kg	14200	2340	40	10/07/21 10:45	10/08/21 12:02	120-82-1	
1,2,4-Trimethylbenzene	**286000**	ug/kg	2840	845	40	10/07/21 10:45	10/08/21 12:02	95-63-6	
1,2-Dibromo-3-chloropropane	**<2200**	ug/kg	14200	2200	40	10/07/21 10:45	10/08/21 12:02	96-12-8	
1,2-Dibromoethane (EDB)	**<777**	ug/kg	2840	777	40	10/07/21 10:45	10/08/21 12:02	106-93-4	
1,2-Dichlorobenzene	**<879**	ug/kg	2840	879	40	10/07/21 10:45	10/08/21 12:02	95-50-1	
1,2-Dichloroethane	**<652**	ug/kg	2840	652	40	10/07/21 10:45	10/08/21 12:02	107-06-2	
1,2-Dichloropropane	**<675**	ug/kg	2840	675	40	10/07/21 10:45	10/08/21 12:02	78-87-5	
1,3,5-Trimethylbenzene	**89100**	ug/kg	2840	913	40	10/07/21 10:45	10/08/21 12:02	108-67-8	
1,3-Dichlorobenzene	**<777**	ug/kg	2840	777	40	10/07/21 10:45	10/08/21 12:02	541-73-1	
1,3-Dichloropropane	**<618**	ug/kg	2840	618	40	10/07/21 10:45	10/08/21 12:02	142-28-9	

REPORT OF LABORATORY ANALYSIS

This report shall not be reproduced, except in full,
without the written consent of Pace Analytical Services, LLC.

Pace Analytical Services, LLC
1241 Bellevue Street - Suite 9
Green Bay, WI 54302
(920)469-2436

ANALYTICAL RESULTS

Project: J210618 STH 54 SEYMOUR
Pace Project No.: 40234318

Sample: SB-10 (2-4) **Lab ID: 40234318013** Collected: 09/30/21 08:10 Received: 10/01/21 08:50 Matrix: Solid

Results reported on a "dry weight" basis and are adjusted for percent moisture, sample size and any dilutions.

Parameters	Results	Units	LOQ	LOD	DF	Prepared	Analyzed	CAS No.	Qual
8260 MSV Med Level Normal List	Analytical Method: EPA 8260 Preparation Method: EPA 5035/5030B Pace Analytical Services - Green Bay								
1,4-Dichlorobenzene	**<777**	ug/kg	2840	777	40	10/07/21 10:45	10/08/21 12:02	106-46-7	
2,2-Dichloropropane	**<766**	ug/kg	2840	766	40	10/07/21 10:45	10/08/21 12:02	594-20-7	
2-Chlorotoluene	**<919**	ug/kg	2840	919	40	10/07/21 10:45	10/08/21 12:02	95-49-8	
4-Chlorotoluene	**<1080**	ug/kg	2840	1080	40	10/07/21 10:45	10/08/21 12:02	106-43-4	
Benzene	**<675**	ug/kg	1130	675	40	10/07/21 10:45	10/08/21 12:02	71-43-2	
Bromobenzene	**<1110**	ug/kg	2840	1110	40	10/07/21 10:45	10/08/21 12:02	108-86-1	
Bromochloromethane	**<777**	ug/kg	2840	777	40	10/07/21 10:45	10/08/21 12:02	74-97-5	
Bromodichloromethane	**<675**	ug/kg	2840	675	40	10/07/21 10:45	10/08/21 12:02	75-27-4	
Bromoform	**<12500**	ug/kg	14200	12500	40	10/07/21 10:45	10/08/21 12:02	75-25-2	
Bromomethane	**<3980**	ug/kg	14200	3980	40	10/07/21 10:45	10/08/21 12:02	74-83-9	
Carbon tetrachloride	**<624**	ug/kg	2840	624	40	10/07/21 10:45	10/08/21 12:02	56-23-5	
Chlorobenzene	**<340**	ug/kg	2840	340	40	10/07/21 10:45	10/08/21 12:02	108-90-7	
Chloroethane	**<1200**	ug/kg	14200	1200	40	10/07/21 10:45	10/08/21 12:02	75-00-3	
Chloroform	**<2030**	ug/kg	14200	2030	40	10/07/21 10:45	10/08/21 12:02	67-66-3	
Chloromethane	**<1080**	ug/kg	2840	1080	40	10/07/21 10:45	10/08/21 12:02	74-87-3	
Dibromochloromethane	**<9700**	ug/kg	14200	9700	40	10/07/21 10:45	10/08/21 12:02	124-48-1	
Dibromomethane	**<840**	ug/kg	2840	840	40	10/07/21 10:45	10/08/21 12:02	74-95-3	
Dichlorodifluoromethane	**<1220**	ug/kg	2840	1220	40	10/07/21 10:45	10/08/21 12:02	75-71-8	
Diisopropyl ether	**<704**	ug/kg	2840	704	40	10/07/21 10:45	10/08/21 12:02	108-20-3	
Ethylbenzene	**17600**	ug/kg	2840	675	40	10/07/21 10:45	10/08/21 12:02	100-41-4	
Hexachloro-1,3-butadiene	**<5640**	ug/kg	14200	5640	40	10/07/21 10:45	10/08/21 12:02	87-68-3	
Isopropylbenzene (Cumene)	**3090**	ug/kg	2840	766	40	10/07/21 10:45	10/08/21 12:02	98-82-8	
Methyl-tert-butyl ether	**<834**	ug/kg	2840	834	40	10/07/21 10:45	10/08/21 12:02	1634-04-4	
Methylene Chloride	**<789**	ug/kg	2840	789	40	10/07/21 10:45	10/08/21 12:02	75-09-2	
Naphthalene	**35300**	ug/kg	14200	885	40	10/07/21 10:45	10/08/21 12:02	91-20-3	
Styrene	**<726**	ug/kg	2840	726	40	10/07/21 10:45	10/08/21 12:02	100-42-5	
Tetrachloroethene	**<1100**	ug/kg	2840	1100	40	10/07/21 10:45	10/08/21 12:02	127-18-4	
Toluene	**881J**	ug/kg	2840	715	40	10/07/21 10:45	10/08/21 12:02	108-88-3	
Trichloroethene	**<1060**	ug/kg	2840	1060	40	10/07/21 10:45	10/08/21 12:02	79-01-6	
Trichlorofluoromethane	**<823**	ug/kg	2840	823	40	10/07/21 10:45	10/08/21 12:02	75-69-4	
Vinyl chloride	**<573**	ug/kg	2840	573	40	10/07/21 10:45	10/08/21 12:02	75-01-4	
cis-1,2-Dichloroethene	**<607**	ug/kg	2840	607	40	10/07/21 10:45	10/08/21 12:02	156-59-2	
cis-1,3-Dichloropropene	**<1870**	ug/kg	14200	1870	40	10/07/21 10:45	10/08/21 12:02	10061-01-5	
m&p-Xylene	**287000**	ug/kg	5670	1200	40	10/07/21 10:45	10/08/21 12:02	179601-23-1	
n-Butylbenzene	**24500**	ug/kg	2840	1300	40	10/07/21 10:45	10/08/21 12:02	104-51-8	
n-Propylbenzene	**16500**	ug/kg	2840	681	40	10/07/21 10:45	10/08/21 12:02	103-65-1	
o-Xylene	**112000**	ug/kg	2840	851	40	10/07/21 10:45	10/08/21 12:02	95-47-6	
p-Isopropyltoluene	**2260J**	ug/kg	2840	862	40	10/07/21 10:45	10/08/21 12:02	99-87-6	1q
sec-Butylbenzene	**3440**	ug/kg	2840	692	40	10/07/21 10:45	10/08/21 12:02	135-98-8	1q
tert-Butylbenzene	**<891**	ug/kg	2840	891	40	10/07/21 10:45	10/08/21 12:02	98-06-6	
trans-1,2-Dichloroethene	**<613**	ug/kg	2840	613	40	10/07/21 10:45	10/08/21 12:02	156-60-5	
trans-1,3-Dichloropropene	**<8110**	ug/kg	14200	8110	40	10/07/21 10:45	10/08/21 12:02	10061-02-6	
Surrogates									
Toluene-d8 (S)	176	%	67-159		40	10/07/21 10:45	10/08/21 12:02	2037-26-5	S4

REPORT OF LABORATORY ANALYSIS

This report shall not be reproduced, except in full,
without the written consent of Pace Analytical Services, LLC.

Pace Analytical Services, LLC
1241 Bellevue Street - Suite 9
Green Bay, WI 54302
(920)469-2436

ANALYTICAL RESULTS

Project: J210618 STH 54 SEYMOUR
Pace Project No.: 40234318

Sample: SB-10 (2-4) **Lab ID: 40234318013** Collected: 09/30/21 08:10 Received: 10/01/21 08:50 Matrix: Solid

Results reported on a "dry weight" basis and are adjusted for percent moisture, sample size and any dilutions.

Parameters	Results	Units	LOQ	LOD	DF	Prepared	Analyzed	CAS No.	Qual
8260 MSV Med Level Normal List	Analytical Method: EPA 8260 Preparation Method: EPA 5035/5030B Pace Analytical Services - Green Bay								
Surrogates									
4-Bromofluorobenzene (S)	216	%	66-153		40	10/07/21 10:45	10/08/21 12:02	460-00-4	S4
1,2-Dichlorobenzene-d4 (S)	386	%	82-158		40	10/07/21 10:45	10/08/21 12:02	2199-69-1	S4
Percent Moisture	Analytical Method: ASTM D2974-87 Pace Analytical Services - Green Bay								
Percent Moisture	**17.3**	%	0.10	0.10	1		10/04/21 17:46		

Sample: SB-10 (6-7.5) **Lab ID: 40234318014** Collected: 09/30/21 08:15 Received: 10/01/21 08:50 Matrix: Solid

Results reported on a "dry weight" basis and are adjusted for percent moisture, sample size and any dilutions.

Parameters	Results	Units	LOQ	LOD	DF	Prepared	Analyzed	CAS No.	Qual
WIDRO GCS	Analytical Method: WI MOD DRO Preparation Method: WI MOD DRO Pace Analytical Services - Green Bay								
Diesel Range Organics	**11.3**	mg/kg	4.5	1.3	1	10/08/21 08:38	10/11/21 08:22		DC
WIGRO GCV	Analytical Method: WI MOD GRO Preparation Method: TPH GRO/PVOC WI ext. Pace Analytical Services - Green Bay								
Gasoline Range Organics	**217**	mg/kg	5.8	2.9	2	10/06/21 09:30	10/06/21 14:55		GO
6010D MET ICP, TCLP	Analytical Method: EPA 6010D Preparation Method: EPA 3010A Leachate Method/Date: EPA 1311; 10/05/21 15:00 Pace Analytical Services - Green Bay								
Arsenic	**0.0099J**	mg/L	0.025	0.0084	1	10/06/21 11:42	10/07/21 00:15	7440-38-2	
Barium	**0.36**	mg/L	0.0050	0.0015	1	10/06/21 11:42	10/07/21 00:15	7440-39-3	
Cadmium	**0.0013J**	mg/L	0.0050	0.0013	1	10/06/21 11:42	10/07/21 00:15	7440-43-9	
Chromium	**<0.0025**	mg/L	0.010	0.0025	1	10/06/21 11:42	10/07/21 00:15	7440-47-3	
Lead	**<0.0059**	mg/L	0.020	0.0059	1	10/06/21 11:42	10/07/21 00:15	7439-92-1	
Selenium	**<0.012**	mg/L	0.040	0.012	1	10/06/21 11:42	10/07/21 00:15	7782-49-2	
Silver	**<0.0032**	mg/L	0.010	0.0032	1	10/06/21 11:42	10/07/21 00:15	7440-22-4	
7470 Mercury, TCLP	Analytical Method: EPA 7470 Preparation Method: EPA 7470 Leachate Method/Date: EPA 1311; 10/05/21 15:00 Pace Analytical Services - Green Bay								
Mercury	**<0.066**	ug/L	0.20	0.066	1	10/11/21 12:25	10/12/21 10:17	7439-97-6	
8260 MSV Med Level Normal List	Analytical Method: EPA 8260 Preparation Method: EPA 5035/5030B Pace Analytical Services - Green Bay								
1,1,1,2-Tetrachloroethane	**<15.8**	ug/kg	65.8	15.8	1	10/07/21 10:45	10/08/21 11:21	630-20-6	
1,1,1-Trichloroethane	**<16.8**	ug/kg	65.8	16.8	1	10/07/21 10:45	10/08/21 11:21	71-55-6	
1,1,2,2-Tetrachloroethane	**<23.8**	ug/kg	65.8	23.8	1	10/07/21 10:45	10/08/21 11:21	79-34-5	

REPORT OF LABORATORY ANALYSIS

This report shall not be reproduced, except in full,
without the written consent of Pace Analytical Services, LLC.

Pace Analytical Services, LLC
1241 Bellevue Street - Suite 9
Green Bay, WI 54302
(920)469-2436

ANALYTICAL RESULTS

Project: J210618 STH 54 SEYMOUR
Pace Project No.: 40234318

Sample: SB-10 (6-7.5) **Lab ID: 40234318014** Collected: 09/30/21 08:15 Received: 10/01/21 08:50 Matrix: Solid

Results reported on a "dry weight" basis and are adjusted for percent moisture, sample size and any dilutions.

Parameters	Results	Units	LOQ	LOD	DF	Prepared	Analyzed	CAS No.	Qual
8260 MSV Med Level Normal List	Analytical Method: EPA 8260 Preparation Method: EPA 5035/5030B Pace Analytical Services - Green Bay								
1,1,2-Trichloroethane	**<24.0**	ug/kg	65.8	24.0	1	10/07/21 10:45	10/08/21 11:21	79-00-5	
1,1-Dichloroethane	**<16.8**	ug/kg	65.8	16.8	1	10/07/21 10:45	10/08/21 11:21	75-34-3	
1,1-Dichloroethene	**<21.9**	ug/kg	65.8	21.9	1	10/07/21 10:45	10/08/21 11:21	75-35-4	
1,1-Dichloropropene	**<21.3**	ug/kg	65.8	21.3	1	10/07/21 10:45	10/08/21 11:21	563-58-6	
1,2,3-Trichlorobenzene	**<73.3**	ug/kg	329	73.3	1	10/07/21 10:45	10/08/21 11:21	87-61-6	
1,2,3-Trichloropropane	**<32.0**	ug/kg	65.8	32.0	1	10/07/21 10:45	10/08/21 11:21	96-18-4	
1,2,4-Trichlorobenzene	**<54.2**	ug/kg	329	54.2	1	10/07/21 10:45	10/08/21 11:21	120-82-1	
1,2,4-Trimethylbenzene	**6910**	ug/kg	65.8	19.6	1	10/07/21 10:45	10/08/21 11:21	95-63-6	
1,2-Dibromo-3-chloropropane	**<51.1**	ug/kg	329	51.1	1	10/07/21 10:45	10/08/21 11:21	96-12-8	
1,2-Dibromoethane (EDB)	**<18.0**	ug/kg	65.8	18.0	1	10/07/21 10:45	10/08/21 11:21	106-93-4	
1,2-Dichlorobenzene	**<20.4**	ug/kg	65.8	20.4	1	10/07/21 10:45	10/08/21 11:21	95-50-1	
1,2-Dichloroethane	**<15.1**	ug/kg	65.8	15.1	1	10/07/21 10:45	10/08/21 11:21	107-06-2	
1,2-Dichloropropane	**<15.7**	ug/kg	65.8	15.7	1	10/07/21 10:45	10/08/21 11:21	78-87-5	
1,3,5-Trimethylbenzene	**1500**	ug/kg	65.8	21.2	1	10/07/21 10:45	10/08/21 11:21	108-67-8	
1,3-Dichlorobenzene	**<18.0**	ug/kg	65.8	18.0	1	10/07/21 10:45	10/08/21 11:21	541-73-1	
1,3-Dichloropropane	**<14.3**	ug/kg	65.8	14.3	1	10/07/21 10:45	10/08/21 11:21	142-28-9	
1,4-Dichlorobenzene	**<18.0**	ug/kg	65.8	18.0	1	10/07/21 10:45	10/08/21 11:21	106-46-7	
2,2-Dichloropropane	**<17.8**	ug/kg	65.8	17.8	1	10/07/21 10:45	10/08/21 11:21	594-20-7	
2-Chlorotoluene	**<21.3**	ug/kg	65.8	21.3	1	10/07/21 10:45	10/08/21 11:21	95-49-8	
4-Chlorotoluene	**<25.0**	ug/kg	65.8	25.0	1	10/07/21 10:45	10/08/21 11:21	106-43-4	
Benzene	**<15.7**	ug/kg	26.3	15.7	1	10/07/21 10:45	10/08/21 11:21	71-43-2	
Bromobenzene	**<25.7**	ug/kg	65.8	25.7	1	10/07/21 10:45	10/08/21 11:21	108-86-1	
Bromochloromethane	**<18.0**	ug/kg	65.8	18.0	1	10/07/21 10:45	10/08/21 11:21	74-97-5	
Bromodichloromethane	**<15.7**	ug/kg	65.8	15.7	1	10/07/21 10:45	10/08/21 11:21	75-27-4	
Bromoform	**<290**	ug/kg	329	290	1	10/07/21 10:45	10/08/21 11:21	75-25-2	
Bromomethane	**<92.3**	ug/kg	329	92.3	1	10/07/21 10:45	10/08/21 11:21	74-83-9	
Carbon tetrachloride	**<14.5**	ug/kg	65.8	14.5	1	10/07/21 10:45	10/08/21 11:21	56-23-5	
Chlorobenzene	**<7.9**	ug/kg	65.8	7.9	1	10/07/21 10:45	10/08/21 11:21	108-90-7	
Chloroethane	**<27.8**	ug/kg	329	27.8	1	10/07/21 10:45	10/08/21 11:21	75-00-3	
Chloroform	**<47.1**	ug/kg	329	47.1	1	10/07/21 10:45	10/08/21 11:21	67-66-3	
Chloromethane	**<25.0**	ug/kg	65.8	25.0	1	10/07/21 10:45	10/08/21 11:21	74-87-3	
Dibromochloromethane	**<225**	ug/kg	329	225	1	10/07/21 10:45	10/08/21 11:21	124-48-1	
Dibromomethane	**<19.5**	ug/kg	65.8	19.5	1	10/07/21 10:45	10/08/21 11:21	74-95-3	
Dichlorodifluoromethane	**<28.3**	ug/kg	65.8	28.3	1	10/07/21 10:45	10/08/21 11:21	75-71-8	
Diisopropyl ether	**<16.3**	ug/kg	65.8	16.3	1	10/07/21 10:45	10/08/21 11:21	108-20-3	
Ethylbenzene	**138**	ug/kg	65.8	15.7	1	10/07/21 10:45	10/08/21 11:21	100-41-4	
Hexachloro-1,3-butadiene	**<131**	ug/kg	329	131	1	10/07/21 10:45	10/08/21 11:21	87-68-3	
Isopropylbenzene (Cumene)	**46.4J**	ug/kg	65.8	17.8	1	10/07/21 10:45	10/08/21 11:21	98-82-8	
Methyl-tert-butyl ether	**<19.3**	ug/kg	65.8	19.3	1	10/07/21 10:45	10/08/21 11:21	1634-04-4	
Methylene Chloride	**<18.3**	ug/kg	65.8	18.3	1	10/07/21 10:45	10/08/21 11:21	75-09-2	
Naphthalene	**603**	ug/kg	329	20.5	1	10/07/21 10:45	10/08/21 11:21	91-20-3	
Styrene	**<16.8**	ug/kg	65.8	16.8	1	10/07/21 10:45	10/08/21 11:21	100-42-5	
Tetrachloroethene	**<25.5**	ug/kg	65.8	25.5	1	10/07/21 10:45	10/08/21 11:21	127-18-4	
Toluene	**<16.6**	ug/kg	65.8	16.6	1	10/07/21 10:45	10/08/21 11:21	108-88-3	

REPORT OF LABORATORY ANALYSIS

This report shall not be reproduced, except in full,
without the written consent of Pace Analytical Services, LLC.

Pace Analytical Services, LLC
1241 Bellevue Street - Suite 9
Green Bay, WI 54302
(920)469-2436

ANALYTICAL RESULTS

Project: J210618 STH 54 SEYMOUR
Pace Project No.: 40234318

Sample: SB-10 (6-7.5) **Lab ID: 40234318014** Collected: 09/30/21 08:15 Received: 10/01/21 08:50 Matrix: Solid

Results reported on a "dry weight" basis and are adjusted for percent moisture, sample size and any dilutions.

Parameters	Results	Units	LOQ	LOD	DF	Prepared	Analyzed	CAS No.	Qual
8260 MSV Med Level Normal List	Analytical Method: EPA 8260 Preparation Method: EPA 5035/5030B Pace Analytical Services - Green Bay								
Trichloroethene	**<24.6**	ug/kg	65.8	24.6	1	10/07/21 10:45	10/08/21 11:21	79-01-6	
Trichlorofluoromethane	**<19.1**	ug/kg	65.8	19.1	1	10/07/21 10:45	10/08/21 11:21	75-69-4	
Vinyl chloride	**<13.3**	ug/kg	65.8	13.3	1	10/07/21 10:45	10/08/21 11:21	75-01-4	
cis-1,2-Dichloroethene	**<14.1**	ug/kg	65.8	14.1	1	10/07/21 10:45	10/08/21 11:21	156-59-2	
cis-1,3-Dichloropropene	**<43.4**	ug/kg	329	43.4	1	10/07/21 10:45	10/08/21 11:21	10061-01-5	
m&p-Xylene	**1760**	ug/kg	132	27.8	1	10/07/21 10:45	10/08/21 11:21	179601-23-1	
n-Butylbenzene	**<30.1**	ug/kg	65.8	30.1	1	10/07/21 10:45	10/08/21 11:21	104-51-8	
n-Propylbenzene	**238**	ug/kg	65.8	15.8	1	10/07/21 10:45	10/08/21 11:21	103-65-1	
o-Xylene	**449**	ug/kg	65.8	19.7	1	10/07/21 10:45	10/08/21 11:21	95-47-6	
p-Isopropyltoluene	**178**	ug/kg	65.8	20.0	1	10/07/21 10:45	10/08/21 11:21	99-87-6	1q
sec-Butylbenzene	**118**	ug/kg	65.8	16.1	1	10/07/21 10:45	10/08/21 11:21	135-98-8	1q
tert-Butylbenzene	**<20.7**	ug/kg	65.8	20.7	1	10/07/21 10:45	10/08/21 11:21	98-06-6	
trans-1,2-Dichloroethene	**<14.2**	ug/kg	65.8	14.2	1	10/07/21 10:45	10/08/21 11:21	156-60-5	
trans-1,3-Dichloropropene	**<188**	ug/kg	329	188	1	10/07/21 10:45	10/08/21 11:21	10061-02-6	
Surrogates									
Toluene-d8 (S)	112	%	67-159		1	10/07/21 10:45	10/08/21 11:21	2037-26-5	
4-Bromofluorobenzene (S)	107	%	66-153		1	10/07/21 10:45	10/08/21 11:21	460-00-4	
1,2-Dichlorobenzene-d4 (S)	106	%	82-158		1	10/07/21 10:45	10/08/21 11:21	2199-69-1	
Percent Moisture	Analytical Method: ASTM D2974-87 Pace Analytical Services - Green Bay								
Percent Moisture	**13.7**	%	0.10	0.10	1		10/04/21 17:46		

Sample: SB-11 (4-6) **Lab ID: 40234318015** Collected: 09/30/21 08:45 Received: 10/01/21 08:50 Matrix: Solid

Results reported on a "dry weight" basis and are adjusted for percent moisture, sample size and any dilutions.

Parameters	Results	Units	LOQ	LOD	DF	Prepared	Analyzed	CAS No.	Qual
WIDRO GCS	Analytical Method: WI MOD DRO Preparation Method: WI MOD DRO Pace Analytical Services - Green Bay								
Diesel Range Organics	**2.3J**	mg/kg	4.8	1.4	1	10/08/21 08:38	10/11/21 08:31		
WIGRO GCV	Analytical Method: WI MOD GRO Preparation Method: TPH GRO/PVOC WI ext. Pace Analytical Services - Green Bay								
Gasoline Range Organics	**51.1**	mg/kg	3.0	1.5	1	10/06/21 09:30	10/06/21 13:22		G+
6010D MET ICP, TCLP	Analytical Method: EPA 6010D Preparation Method: EPA 3010A Leachate Method/Date: EPA 1311; 10/05/21 15:00 Pace Analytical Services - Green Bay								
Arsenic	**0.0088J**	mg/L	0.025	0.0084	1	10/06/21 11:42	10/07/21 00:18	7440-38-2	
Barium	**0.33**	mg/L	0.0050	0.0015	1	10/06/21 11:42	10/07/21 00:18	7440-39-3	
Cadmium	**<0.0013**	mg/L	0.0050	0.0013	1	10/06/21 11:42	10/07/21 00:18	7440-43-9	

REPORT OF LABORATORY ANALYSIS

This report shall not be reproduced, except in full,
without the written consent of Pace Analytical Services, LLC.

Pace Analytical Services, LLC
1241 Bellevue Street - Suite 9
Green Bay, WI 54302
(920)469-2436

ANALYTICAL RESULTS

Project: J210618 STH 54 SEYMOUR
Pace Project No.: 40234318

Sample: SB-11 (4-6) **Lab ID: 40234318015** Collected: 09/30/21 08:45 Received: 10/01/21 08:50 Matrix: Solid

Results reported on a "dry weight" basis and are adjusted for percent moisture, sample size and any dilutions.

Parameters	Results	Units	LOQ	LOD	DF	Prepared	Analyzed	CAS No.	Qual
6010D MET ICP, TCLP	Analytical Method: EPA 6010D Preparation Method: EPA 3010A Leachate Method/Date: EPA 1311; 10/05/21 15:00 Pace Analytical Services - Green Bay								
Chromium	**<0.0025**	mg/L	0.010	0.0025	1	10/06/21 11:42	10/07/21 00:18	7440-47-3	
Lead	**<0.0059**	mg/L	0.020	0.0059	1	10/06/21 11:42	10/07/21 00:18	7439-92-1	
Selenium	**<0.012**	mg/L	0.040	0.012	1	10/06/21 11:42	10/07/21 00:18	7782-49-2	
Silver	**<0.0032**	mg/L	0.010	0.0032	1	10/06/21 11:42	10/07/21 00:18	7440-22-4	
7470 Mercury, TCLP	Analytical Method: EPA 7470 Preparation Method: EPA 7470 Leachate Method/Date: EPA 1311; 10/05/21 15:00 Pace Analytical Services - Green Bay								
Mercury	**<0.066**	ug/L	0.20	0.066	1	10/11/21 12:25	10/12/21 10:19	7439-97-6	
8260 MSV Med Level Normal List	Analytical Method: EPA 8260 Preparation Method: EPA 5035/5030B Pace Analytical Services - Green Bay								
1,1,1,2-Tetrachloroethane	**<16.7**	ug/kg	69.7	16.7	1	10/07/21 10:45	10/08/21 11:01	630-20-6	
1,1,1-Trichloroethane	**<17.8**	ug/kg	69.7	17.8	1	10/07/21 10:45	10/08/21 11:01	71-55-6	
1,1,2,2-Tetrachloroethane	**<25.2**	ug/kg	69.7	25.2	1	10/07/21 10:45	10/08/21 11:01	79-34-5	
1,1,2-Trichloroethane	**<25.4**	ug/kg	69.7	25.4	1	10/07/21 10:45	10/08/21 11:01	79-00-5	
1,1-Dichloroethane	**<17.8**	ug/kg	69.7	17.8	1	10/07/21 10:45	10/08/21 11:01	75-34-3	
1,1-Dichloroethene	**<23.1**	ug/kg	69.7	23.1	1	10/07/21 10:45	10/08/21 11:01	75-35-4	
1,1-Dichloropropene	**<22.6**	ug/kg	69.7	22.6	1	10/07/21 10:45	10/08/21 11:01	563-58-6	
1,2,3-Trichlorobenzene	**<77.7**	ug/kg	349	77.7	1	10/07/21 10:45	10/08/21 11:01	87-61-6	
1,2,3-Trichloropropane	**<33.9**	ug/kg	69.7	33.9	1	10/07/21 10:45	10/08/21 11:01	96-18-4	
1,2,4-Trichlorobenzene	**<57.4**	ug/kg	349	57.4	1	10/07/21 10:45	10/08/21 11:01	120-82-1	
1,2,4-Trimethylbenzene	**88.1**	ug/kg	69.7	20.8	1	10/07/21 10:45	10/08/21 11:01	95-63-6	
1,2-Dibromo-3-chloropropane	**<54.1**	ug/kg	349	54.1	1	10/07/21 10:45	10/08/21 11:01	96-12-8	
1,2-Dibromoethane (EDB)	**<19.1**	ug/kg	69.7	19.1	1	10/07/21 10:45	10/08/21 11:01	106-93-4	
1,2-Dichlorobenzene	**<21.6**	ug/kg	69.7	21.6	1	10/07/21 10:45	10/08/21 11:01	95-50-1	
1,2-Dichloroethane	**<16.0**	ug/kg	69.7	16.0	1	10/07/21 10:45	10/08/21 11:01	107-06-2	
1,2-Dichloropropane	**<16.6**	ug/kg	69.7	16.6	1	10/07/21 10:45	10/08/21 11:01	78-87-5	
1,3,5-Trimethylbenzene	**<22.4**	ug/kg	69.7	22.4	1	10/07/21 10:45	10/08/21 11:01	108-67-8	
1,3-Dichlorobenzene	**<19.1**	ug/kg	69.7	19.1	1	10/07/21 10:45	10/08/21 11:01	541-73-1	
1,3-Dichloropropane	**<15.2**	ug/kg	69.7	15.2	1	10/07/21 10:45	10/08/21 11:01	142-28-9	
1,4-Dichlorobenzene	**<19.1**	ug/kg	69.7	19.1	1	10/07/21 10:45	10/08/21 11:01	106-46-7	
2,2-Dichloropropane	**<18.8**	ug/kg	69.7	18.8	1	10/07/21 10:45	10/08/21 11:01	594-20-7	
2-Chlorotoluene	**<22.6**	ug/kg	69.7	22.6	1	10/07/21 10:45	10/08/21 11:01	95-49-8	
4-Chlorotoluene	**<26.5**	ug/kg	69.7	26.5	1	10/07/21 10:45	10/08/21 11:01	106-43-4	
Benzene	**<16.6**	ug/kg	27.9	16.6	1	10/07/21 10:45	10/08/21 11:01	71-43-2	
Bromobenzene	**<27.2**	ug/kg	69.7	27.2	1	10/07/21 10:45	10/08/21 11:01	108-86-1	
Bromochloromethane	**<19.1**	ug/kg	69.7	19.1	1	10/07/21 10:45	10/08/21 11:01	74-97-5	
Bromodichloromethane	**<16.6**	ug/kg	69.7	16.6	1	10/07/21 10:45	10/08/21 11:01	75-27-4	
Bromoform	**<307**	ug/kg	349	307	1	10/07/21 10:45	10/08/21 11:01	75-25-2	
Bromomethane	**<97.7**	ug/kg	349	97.7	1	10/07/21 10:45	10/08/21 11:01	74-83-9	
Carbon tetrachloride	**<15.3**	ug/kg	69.7	15.3	1	10/07/21 10:45	10/08/21 11:01	56-23-5	
Chlorobenzene	**<8.4**	ug/kg	69.7	8.4	1	10/07/21 10:45	10/08/21 11:01	108-90-7	

REPORT OF LABORATORY ANALYSIS

This report shall not be reproduced, except in full,
without the written consent of Pace Analytical Services, LLC.

Pace Analytical Services, LLC
1241 Bellevue Street - Suite 9
Green Bay, WI 54302
(920)469-2436

ANALYTICAL RESULTS

Project: J210618 STH 54 SEYMOUR
Pace Project No.: 40234318

Sample: SB-11 (4-6) **Lab ID: 40234318015** Collected: 09/30/21 08:45 Received: 10/01/21 08:50 Matrix: Solid

Results reported on a "dry weight" basis and are adjusted for percent moisture, sample size and any dilutions.

Parameters	Results	Units	LOQ	LOD	DF	Prepared	Analyzed	CAS No.	Qual
8260 MSV Med Level Normal List	Analytical Method: EPA 8260 Preparation Method: EPA 5035/5030B Pace Analytical Services - Green Bay								
Chloroethane	**<29.4**	ug/kg	349	29.4	1	10/07/21 10:45	10/08/21 11:01	75-00-3	
Chloroform	**<49.9**	ug/kg	349	49.9	1	10/07/21 10:45	10/08/21 11:01	67-66-3	
Chloromethane	**<26.5**	ug/kg	69.7	26.5	1	10/07/21 10:45	10/08/21 11:01	74-87-3	
Dibromochloromethane	**<238**	ug/kg	349	238	1	10/07/21 10:45	10/08/21 11:01	124-48-1	
Dibromomethane	**<20.6**	ug/kg	69.7	20.6	1	10/07/21 10:45	10/08/21 11:01	74-95-3	
Dichlorodifluoromethane	**<30.0**	ug/kg	69.7	30.0	1	10/07/21 10:45	10/08/21 11:01	75-71-8	
Diisopropyl ether	**<17.3**	ug/kg	69.7	17.3	1	10/07/21 10:45	10/08/21 11:01	108-20-3	
Ethylbenzene	**<16.6**	ug/kg	69.7	16.6	1	10/07/21 10:45	10/08/21 11:01	100-41-4	
Hexachloro-1,3-butadiene	**<139**	ug/kg	349	139	1	10/07/21 10:45	10/08/21 11:01	87-68-3	
Isopropylbenzene (Cumene)	**<18.8**	ug/kg	69.7	18.8	1	10/07/21 10:45	10/08/21 11:01	98-82-8	
Methyl-tert-butyl ether	**<20.5**	ug/kg	69.7	20.5	1	10/07/21 10:45	10/08/21 11:01	1634-04-4	
Methylene Chloride	**<19.4**	ug/kg	69.7	19.4	1	10/07/21 10:45	10/08/21 11:01	75-09-2	
Naphthalene	**<21.7**	ug/kg	349	21.7	1	10/07/21 10:45	10/08/21 11:01	91-20-3	
Styrene	**<17.8**	ug/kg	69.7	17.8	1	10/07/21 10:45	10/08/21 11:01	100-42-5	
Tetrachloroethene	**<27.0**	ug/kg	69.7	27.0	1	10/07/21 10:45	10/08/21 11:01	127-18-4	
Toluene	**<17.6**	ug/kg	69.7	17.6	1	10/07/21 10:45	10/08/21 11:01	108-88-3	
Trichloroethene	**<26.1**	ug/kg	69.7	26.1	1	10/07/21 10:45	10/08/21 11:01	79-01-6	
Trichlorofluoromethane	**<20.2**	ug/kg	69.7	20.2	1	10/07/21 10:45	10/08/21 11:01	75-69-4	
Vinyl chloride	**<14.1**	ug/kg	69.7	14.1	1	10/07/21 10:45	10/08/21 11:01	75-01-4	
cis-1,2-Dichloroethene	**<14.9**	ug/kg	69.7	14.9	1	10/07/21 10:45	10/08/21 11:01	156-59-2	
cis-1,3-Dichloropropene	**<46.0**	ug/kg	349	46.0	1	10/07/21 10:45	10/08/21 11:01	10061-01-5	
m&p-Xylene	**<29.4**	ug/kg	139	29.4	1	10/07/21 10:45	10/08/21 11:01	179601-23-1	
n-Butylbenzene	**<31.9**	ug/kg	69.7	31.9	1	10/07/21 10:45	10/08/21 11:01	104-51-8	
n-Propylbenzene	**<16.7**	ug/kg	69.7	16.7	1	10/07/21 10:45	10/08/21 11:01	103-65-1	
o-Xylene	**<20.9**	ug/kg	69.7	20.9	1	10/07/21 10:45	10/08/21 11:01	95-47-6	
p-Isopropyltoluene	**23.0J**	ug/kg	69.7	21.2	1	10/07/21 10:45	10/08/21 11:01	99-87-6	1q
sec-Butylbenzene	**41.7J**	ug/kg	69.7	17.0	1	10/07/21 10:45	10/08/21 11:01	135-98-8	1q
tert-Butylbenzene	**<21.9**	ug/kg	69.7	21.9	1	10/07/21 10:45	10/08/21 11:01	98-06-6	
trans-1,2-Dichloroethene	**<15.1**	ug/kg	69.7	15.1	1	10/07/21 10:45	10/08/21 11:01	156-60-5	
trans-1,3-Dichloropropene	**<199**	ug/kg	349	199	1	10/07/21 10:45	10/08/21 11:01	10061-02-6	
Surrogates									
Toluene-d8 (S)	116	%	67-159		1	10/07/21 10:45	10/08/21 11:01	2037-26-5	
4-Bromofluorobenzene (S)	111	%	66-153		1	10/07/21 10:45	10/08/21 11:01	460-00-4	
1,2-Dichlorobenzene-d4 (S)	114	%	82-158		1	10/07/21 10:45	10/08/21 11:01	2199-69-1	
Percent Moisture	Analytical Method: ASTM D2974-87 Pace Analytical Services - Green Bay								
Percent Moisture	**16.5**	%	0.10	0.10	1		10/04/21 17:46		

REPORT OF LABORATORY ANALYSIS

This report shall not be reproduced, except in full,
without the written consent of Pace Analytical Services, LLC.

Pace Analytical Services, LLC
1241 Bellevue Street - Suite 9
Green Bay, WI 54302
(920)469-2436

ANALYTICAL RESULTS

Project: J210618 STH 54 SEYMOUR
Pace Project No.: 40234318

Sample: SB-11 (6-8) **Lab ID: 40234318016** Collected: 09/30/21 08:55 Received: 10/01/21 08:50 Matrix: Solid

Results reported on a "dry weight" basis and are adjusted for percent moisture, sample size and any dilutions.

Parameters	Results	Units	LOQ	LOD	DF	Prepared	Analyzed	CAS No.	Qual
WIDRO GCS	Analytical Method: WI MOD DRO Preparation Method: WI MOD DRO Pace Analytical Services - Green Bay								
Diesel Range Organics	**41.3**	mg/kg	4.1	1.2	1	10/08/21 08:38	10/11/21 08:40		DC
WIGRO GCV	Analytical Method: WI MOD GRO Preparation Method: TPH GRO/PVOC WI ext. Pace Analytical Services - Green Bay								
Gasoline Range Organics	**295**	mg/kg	11.3	5.6	4	10/06/21 09:30	10/06/21 15:21		GO
6010D MET ICP, TCLP	Analytical Method: EPA 6010D Preparation Method: EPA 3010A Leachate Method/Date: EPA 1311; 10/05/21 15:00 Pace Analytical Services - Green Bay								
Arsenic	**<0.017**	mg/L	0.050	0.017	2	10/06/21 11:42	10/07/21 10:40	7440-38-2	D3
Barium	**0.31**	mg/L	0.010	0.0030	2	10/06/21 11:42	10/07/21 10:40	7440-39-3	
Cadmium	**<0.0027**	mg/L	0.010	0.0027	2	10/06/21 11:42	10/07/21 10:40	7440-43-9	D3
Chromium	**<0.0051**	mg/L	0.020	0.0051	2	10/06/21 11:42	10/07/21 10:40	7440-47-3	D3
Lead	**<0.012**	mg/L	0.040	0.012	2	10/06/21 11:42	10/07/21 10:40	7439-92-1	D3
Selenium	**<0.024**	mg/L	0.080	0.024	2	10/06/21 11:42	10/07/21 10:40	7782-49-2	D3
Silver	**<0.0064**	mg/L	0.020	0.0064	2	10/06/21 11:42	10/07/21 10:40	7440-22-4	D3
7470 Mercury, TCLP	Analytical Method: EPA 7470 Preparation Method: EPA 7470 Leachate Method/Date: EPA 1311; 10/05/21 15:00 Pace Analytical Services - Green Bay								
Mercury	**<0.066**	ug/L	0.20	0.066	1	10/11/21 12:25	10/12/21 10:21	7439-97-6	
8260 MSV Med Level Normal List	Analytical Method: EPA 8260 Preparation Method: EPA 5035/5030B Pace Analytical Services - Green Bay								
1,1,1,2-Tetrachloroethane	**<15.2**	ug/kg	63.3	15.2	1	10/07/21 10:45	10/08/21 11:42	630-20-6	
1,1,1-Trichloroethane	**<16.2**	ug/kg	63.3	16.2	1	10/07/21 10:45	10/08/21 11:42	71-55-6	
1,1,2,2-Tetrachloroethane	**<22.9**	ug/kg	63.3	22.9	1	10/07/21 10:45	10/08/21 11:42	79-34-5	
1,1,2-Trichloroethane	**<23.0**	ug/kg	63.3	23.0	1	10/07/21 10:45	10/08/21 11:42	79-00-5	
1,1-Dichloroethane	**<16.2**	ug/kg	63.3	16.2	1	10/07/21 10:45	10/08/21 11:42	75-34-3	
1,1-Dichloroethene	**<21.0**	ug/kg	63.3	21.0	1	10/07/21 10:45	10/08/21 11:42	75-35-4	
1,1-Dichloropropene	**<20.5**	ug/kg	63.3	20.5	1	10/07/21 10:45	10/08/21 11:42	563-58-6	
1,2,3-Trichlorobenzene	**<70.5**	ug/kg	316	70.5	1	10/07/21 10:45	10/08/21 11:42	87-61-6	
1,2,3-Trichloropropane	**<30.8**	ug/kg	63.3	30.8	1	10/07/21 10:45	10/08/21 11:42	96-18-4	
1,2,4-Trichlorobenzene	**<52.1**	ug/kg	316	52.1	1	10/07/21 10:45	10/08/21 11:42	120-82-1	
1,2,4-Trimethylbenzene	**5710**	ug/kg	63.3	18.9	1	10/07/21 10:45	10/08/21 11:42	95-63-6	
1,2-Dibromo-3-chloropropane	**<49.1**	ug/kg	316	49.1	1	10/07/21 10:45	10/08/21 11:42	96-12-8	
1,2-Dibromoethane (EDB)	**<17.3**	ug/kg	63.3	17.3	1	10/07/21 10:45	10/08/21 11:42	106-93-4	
1,2-Dichlorobenzene	**<19.6**	ug/kg	63.3	19.6	1	10/07/21 10:45	10/08/21 11:42	95-50-1	
1,2-Dichloroethane	**<14.6**	ug/kg	63.3	14.6	1	10/07/21 10:45	10/08/21 11:42	107-06-2	
1,2-Dichloropropane	**<15.1**	ug/kg	63.3	15.1	1	10/07/21 10:45	10/08/21 11:42	78-87-5	
1,3,5-Trimethylbenzene	**257**	ug/kg	63.3	20.4	1	10/07/21 10:45	10/08/21 11:42	108-67-8	
1,3-Dichlorobenzene	**<17.3**	ug/kg	63.3	17.3	1	10/07/21 10:45	10/08/21 11:42	541-73-1	
1,3-Dichloropropane	**<13.8**	ug/kg	63.3	13.8	1	10/07/21 10:45	10/08/21 11:42	142-28-9	

REPORT OF LABORATORY ANALYSIS

This report shall not be reproduced, except in full,
without the written consent of Pace Analytical Services, LLC.

Pace Analytical Services, LLC
1241 Bellevue Street - Suite 9
Green Bay, WI 54302
(920)469-2436

ANALYTICAL RESULTS

Project: J210618 STH 54 SEYMOUR
Pace Project No.: 40234318

Sample: SB-11 (6-8) **Lab ID: 40234318016** Collected: 09/30/21 08:55 Received: 10/01/21 08:50 Matrix: Solid

Results reported on a "dry weight" basis and are adjusted for percent moisture, sample size and any dilutions.

Parameters	Results	Units	LOQ	LOD	DF	Prepared	Analyzed	CAS No.	Qual
8260 MSV Med Level Normal List	Analytical Method: EPA 8260 Preparation Method: EPA 5035/5030B Pace Analytical Services - Green Bay								
1,4-Dichlorobenzene	**<17.3**	ug/kg	63.3	17.3	1	10/07/21 10:45	10/08/21 11:42	106-46-7	
2,2-Dichloropropane	**<17.1**	ug/kg	63.3	17.1	1	10/07/21 10:45	10/08/21 11:42	594-20-7	
2-Chlorotoluene	**<20.5**	ug/kg	63.3	20.5	1	10/07/21 10:45	10/08/21 11:42	95-49-8	
4-Chlorotoluene	**<24.0**	ug/kg	63.3	24.0	1	10/07/21 10:45	10/08/21 11:42	106-43-4	
Benzene	**<15.1**	ug/kg	25.3	15.1	1	10/07/21 10:45	10/08/21 11:42	71-43-2	
Bromobenzene	**<24.7**	ug/kg	63.3	24.7	1	10/07/21 10:45	10/08/21 11:42	108-86-1	
Bromochloromethane	**<17.3**	ug/kg	63.3	17.3	1	10/07/21 10:45	10/08/21 11:42	74-97-5	
Bromodichloromethane	**<15.1**	ug/kg	63.3	15.1	1	10/07/21 10:45	10/08/21 11:42	75-27-4	
Bromoform	**<278**	ug/kg	316	278	1	10/07/21 10:45	10/08/21 11:42	75-25-2	
Bromomethane	**<88.7**	ug/kg	316	88.7	1	10/07/21 10:45	10/08/21 11:42	74-83-9	
Carbon tetrachloride	**<13.9**	ug/kg	63.3	13.9	1	10/07/21 10:45	10/08/21 11:42	56-23-5	
Chlorobenzene	**<7.6**	ug/kg	63.3	7.6	1	10/07/21 10:45	10/08/21 11:42	108-90-7	
Chloroethane	**<26.7**	ug/kg	316	26.7	1	10/07/21 10:45	10/08/21 11:42	75-00-3	
Chloroform	**<45.3**	ug/kg	316	45.3	1	10/07/21 10:45	10/08/21 11:42	67-66-3	
Chloromethane	**<24.0**	ug/kg	63.3	24.0	1	10/07/21 10:45	10/08/21 11:42	74-87-3	
Dibromochloromethane	**<216**	ug/kg	316	216	1	10/07/21 10:45	10/08/21 11:42	124-48-1	
Dibromomethane	**<18.7**	ug/kg	63.3	18.7	1	10/07/21 10:45	10/08/21 11:42	74-95-3	
Dichlorodifluoromethane	**<27.2**	ug/kg	63.3	27.2	1	10/07/21 10:45	10/08/21 11:42	75-71-8	
Diisopropyl ether	**<15.7**	ug/kg	63.3	15.7	1	10/07/21 10:45	10/08/21 11:42	108-20-3	
Ethylbenzene	**351**	ug/kg	63.3	15.1	1	10/07/21 10:45	10/08/21 11:42	100-41-4	
Hexachloro-1,3-butadiene	**<126**	ug/kg	316	126	1	10/07/21 10:45	10/08/21 11:42	87-68-3	
Isopropylbenzene (Cumene)	**68.3**	ug/kg	63.3	17.1	1	10/07/21 10:45	10/08/21 11:42	98-82-8	
Methyl-tert-butyl ether	**<18.6**	ug/kg	63.3	18.6	1	10/07/21 10:45	10/08/21 11:42	1634-04-4	
Methylene Chloride	**<17.6**	ug/kg	63.3	17.6	1	10/07/21 10:45	10/08/21 11:42	75-09-2	
Naphthalene	**862**	ug/kg	316	19.7	1	10/07/21 10:45	10/08/21 11:42	91-20-3	
Styrene	**<16.2**	ug/kg	63.3	16.2	1	10/07/21 10:45	10/08/21 11:42	100-42-5	
Tetrachloroethene	**<24.6**	ug/kg	63.3	24.6	1	10/07/21 10:45	10/08/21 11:42	127-18-4	
Toluene	**17.1J**	ug/kg	63.3	15.9	1	10/07/21 10:45	10/08/21 11:42	108-88-3	
Trichloroethene	**<23.7**	ug/kg	63.3	23.7	1	10/07/21 10:45	10/08/21 11:42	79-01-6	
Trichlorofluoromethane	**<18.4**	ug/kg	63.3	18.4	1	10/07/21 10:45	10/08/21 11:42	75-69-4	
Vinyl chloride	**<12.8**	ug/kg	63.3	12.8	1	10/07/21 10:45	10/08/21 11:42	75-01-4	
cis-1,2-Dichloroethene	**<13.5**	ug/kg	63.3	13.5	1	10/07/21 10:45	10/08/21 11:42	156-59-2	
cis-1,3-Dichloropropene	**<41.8**	ug/kg	316	41.8	1	10/07/21 10:45	10/08/21 11:42	10061-01-5	
m&p-Xylene	**1130**	ug/kg	127	26.7	1	10/07/21 10:45	10/08/21 11:42	179601-23-1	
n-Butylbenzene	**354**	ug/kg	63.3	29.0	1	10/07/21 10:45	10/08/21 11:42	104-51-8	
n-Propylbenzene	**314**	ug/kg	63.3	15.2	1	10/07/21 10:45	10/08/21 11:42	103-65-1	
o-Xylene	**68.3**	ug/kg	63.3	19.0	1	10/07/21 10:45	10/08/21 11:42	95-47-6	
p-Isopropyltoluene	**67.9**	ug/kg	63.3	19.2	1	10/07/21 10:45	10/08/21 11:42	99-87-6	1q
sec-Butylbenzene	**79.5**	ug/kg	63.3	15.4	1	10/07/21 10:45	10/08/21 11:42	135-98-8	1q
tert-Butylbenzene	**<19.9**	ug/kg	63.3	19.9	1	10/07/21 10:45	10/08/21 11:42	98-06-6	
trans-1,2-Dichloroethene	**<13.7**	ug/kg	63.3	13.7	1	10/07/21 10:45	10/08/21 11:42	156-60-5	
trans-1,3-Dichloropropene	**<181**	ug/kg	316	181	1	10/07/21 10:45	10/08/21 11:42	10061-02-6	
Surrogates									
Toluene-d8 (S)	115	%	67-159		1	10/07/21 10:45	10/08/21 11:42	2037-26-5	

REPORT OF LABORATORY ANALYSIS

This report shall not be reproduced, except in full,
without the written consent of Pace Analytical Services, LLC.

Pace Analytical Services, LLC
1241 Bellevue Street - Suite 9
Green Bay, WI 54302
(920)469-2436

ANALYTICAL RESULTS

Project: J210618 STH 54 SEYMOUR
Pace Project No.: 40234318

Sample: SB-11 (6-8) **Lab ID: 40234318016** Collected: 09/30/21 08:55 Received: 10/01/21 08:50 Matrix: Solid

Results reported on a "dry weight" basis and are adjusted for percent moisture, sample size and any dilutions.

Parameters	Results	Units	LOQ	LOD	DF	Prepared	Analyzed	CAS No.	Qual
8260 MSV Med Level Normal List	Analytical Method: EPA 8260 Preparation Method: EPA 5035/5030B Pace Analytical Services - Green Bay								
Surrogates									
4-Bromofluorobenzene (S)	108	%	66-153		1	10/07/21 10:45	10/08/21 11:42	460-00-4	
1,2-Dichlorobenzene-d4 (S)	110	%	82-158		1	10/07/21 10:45	10/08/21 11:42	2199-69-1	
Percent Moisture	Analytical Method: ASTM D2974-87 Pace Analytical Services - Green Bay								
Percent Moisture	**11.7**	%	0.10	0.10	1		10/04/21 18:16		

Sample: SB-12 (6-8) **Lab ID: 40234318017** Collected: 09/30/21 09:15 Received: 10/01/21 08:50 Matrix: Solid

Results reported on a "dry weight" basis and are adjusted for percent moisture, sample size and any dilutions.

Parameters	Results	Units	LOQ	LOD	DF	Prepared	Analyzed	CAS No.	Qual
WIDRO GCS	Analytical Method: WI MOD DRO Preparation Method: WI MOD DRO Pace Analytical Services - Green Bay								
Diesel Range Organics	**<1.3**	mg/kg	4.5	1.3	1	10/08/21 08:38	10/11/21 08:49		
WIGRO GCV	Analytical Method: WI MOD GRO Preparation Method: TPH GRO/PVOC WI ext. Pace Analytical Services - Green Bay								
Gasoline Range Organics	**<1.4**	mg/kg	2.8	1.4	1	10/06/21 09:30	10/06/21 19:39		
6010D MET ICP, TCLP	Analytical Method: EPA 6010D Preparation Method: EPA 3010A Leachate Method/Date: EPA 1311; 10/05/21 15:00 Pace Analytical Services - Green Bay								
Arsenic	**<0.0084**	mg/L	0.025	0.0084	1	10/06/21 11:42	10/07/21 00:23	7440-38-2	
Barium	**0.18**	mg/L	0.0050	0.0015	1	10/06/21 11:42	10/07/21 00:23	7440-39-3	
Cadmium	**<0.0013**	mg/L	0.0050	0.0013	1	10/06/21 11:42	10/07/21 00:23	7440-43-9	
Chromium	**<0.0025**	mg/L	0.010	0.0025	1	10/06/21 11:42	10/07/21 00:23	7440-47-3	
Lead	**<0.0059**	mg/L	0.020	0.0059	1	10/06/21 11:42	10/07/21 00:23	7439-92-1	
Selenium	**<0.012**	mg/L	0.040	0.012	1	10/06/21 11:42	10/07/21 00:23	7782-49-2	
Silver	**<0.0032**	mg/L	0.010	0.0032	1	10/06/21 11:42	10/07/21 00:23	7440-22-4	
7470 Mercury, TCLP	Analytical Method: EPA 7470 Preparation Method: EPA 7470 Leachate Method/Date: EPA 1311; 10/05/21 15:00 Pace Analytical Services - Green Bay								
Mercury	**<0.066**	ug/L	0.20	0.066	1	10/11/21 12:25	10/12/21 10:24	7439-97-6	
8260 MSV Med Level Normal List	Analytical Method: EPA 8260 Preparation Method: EPA 5035/5030B Pace Analytical Services - Green Bay								
1,1,1,2-Tetrachloroethane	**<15.3**	ug/kg	63.8	15.3	1	10/07/21 10:45	10/07/21 17:15	630-20-6	
1,1,1-Trichloroethane	**<16.3**	ug/kg	63.8	16.3	1	10/07/21 10:45	10/07/21 17:15	71-55-6	
1,1,2,2-Tetrachloroethane	**<23.1**	ug/kg	63.8	23.1	1	10/07/21 10:45	10/07/21 17:15	79-34-5	

REPORT OF LABORATORY ANALYSIS

This report shall not be reproduced, except in full,
without the written consent of Pace Analytical Services, LLC.

Pace Analytical Services, LLC
1241 Bellevue Street - Suite 9
Green Bay, WI 54302
(920)469-2436

ANALYTICAL RESULTS

Project: J210618 STH 54 SEYMOUR
Pace Project No.: 40234318

Sample: SB-12 (6-8) **Lab ID: 40234318017** Collected: 09/30/21 09:15 Received: 10/01/21 08:50 Matrix: Solid

Results reported on a "dry weight" basis and are adjusted for percent moisture, sample size and any dilutions.

Parameters	Results	Units	LOQ	LOD	DF	Prepared	Analyzed	CAS No.	Qual
8260 MSV Med Level Normal List	Analytical Method: EPA 8260 Preparation Method: EPA 5035/5030B Pace Analytical Services - Green Bay								
1,1,2-Trichloroethane	**<23.2**	ug/kg	63.8	23.2	1	10/07/21 10:45	10/07/21 17:15	79-00-5	
1,1-Dichloroethane	**<16.3**	ug/kg	63.8	16.3	1	10/07/21 10:45	10/07/21 17:15	75-34-3	
1,1-Dichloroethene	**<21.2**	ug/kg	63.8	21.2	1	10/07/21 10:45	10/07/21 17:15	75-35-4	
1,1-Dichloropropene	**<20.7**	ug/kg	63.8	20.7	1	10/07/21 10:45	10/07/21 17:15	563-58-6	
1,2,3-Trichlorobenzene	**<71.0**	ug/kg	319	71.0	1	10/07/21 10:45	10/07/21 17:15	87-61-6	
1,2,3-Trichloropropane	**<31.0**	ug/kg	63.8	31.0	1	10/07/21 10:45	10/07/21 17:15	96-18-4	
1,2,4-Trichlorobenzene	**<52.5**	ug/kg	319	52.5	1	10/07/21 10:45	10/07/21 17:15	120-82-1	
1,2,4-Trimethylbenzene	**<19.0**	ug/kg	63.8	19.0	1	10/07/21 10:45	10/07/21 17:15	95-63-6	
1,2-Dibromo-3-chloropropane	**<49.5**	ug/kg	319	49.5	1	10/07/21 10:45	10/07/21 17:15	96-12-8	
1,2-Dibromoethane (EDB)	**<17.5**	ug/kg	63.8	17.5	1	10/07/21 10:45	10/07/21 17:15	106-93-4	
1,2-Dichlorobenzene	**<19.8**	ug/kg	63.8	19.8	1	10/07/21 10:45	10/07/21 17:15	95-50-1	
1,2-Dichloroethane	**<14.7**	ug/kg	63.8	14.7	1	10/07/21 10:45	10/07/21 17:15	107-06-2	
1,2-Dichloropropane	**<15.2**	ug/kg	63.8	15.2	1	10/07/21 10:45	10/07/21 17:15	78-87-5	
1,3,5-Trimethylbenzene	**<20.5**	ug/kg	63.8	20.5	1	10/07/21 10:45	10/07/21 17:15	108-67-8	
1,3-Dichlorobenzene	**<17.5**	ug/kg	63.8	17.5	1	10/07/21 10:45	10/07/21 17:15	541-73-1	
1,3-Dichloropropane	**<13.9**	ug/kg	63.8	13.9	1	10/07/21 10:45	10/07/21 17:15	142-28-9	
1,4-Dichlorobenzene	**<17.5**	ug/kg	63.8	17.5	1	10/07/21 10:45	10/07/21 17:15	106-46-7	
2,2-Dichloropropane	**<17.2**	ug/kg	63.8	17.2	1	10/07/21 10:45	10/07/21 17:15	594-20-7	
2-Chlorotoluene	**<20.7**	ug/kg	63.8	20.7	1	10/07/21 10:45	10/07/21 17:15	95-49-8	
4-Chlorotoluene	**<24.2**	ug/kg	63.8	24.2	1	10/07/21 10:45	10/07/21 17:15	106-43-4	
Benzene	**<15.2**	ug/kg	25.5	15.2	1	10/07/21 10:45	10/07/21 17:15	71-43-2	
Bromobenzene	**<24.9**	ug/kg	63.8	24.9	1	10/07/21 10:45	10/07/21 17:15	108-86-1	
Bromochloromethane	**<17.5**	ug/kg	63.8	17.5	1	10/07/21 10:45	10/07/21 17:15	74-97-5	
Bromodichloromethane	**<15.2**	ug/kg	63.8	15.2	1	10/07/21 10:45	10/07/21 17:15	75-27-4	
Bromoform	**<281**	ug/kg	319	281	1	10/07/21 10:45	10/07/21 17:15	75-25-2	
Bromomethane	**<89.4**	ug/kg	319	89.4	1	10/07/21 10:45	10/07/21 17:15	74-83-9	
Carbon tetrachloride	**<14.0**	ug/kg	63.8	14.0	1	10/07/21 10:45	10/07/21 17:15	56-23-5	
Chlorobenzene	**<7.6**	ug/kg	63.8	7.6	1	10/07/21 10:45	10/07/21 17:15	108-90-7	
Chloroethane	**<26.9**	ug/kg	319	26.9	1	10/07/21 10:45	10/07/21 17:15	75-00-3	
Chloroform	**<45.7**	ug/kg	319	45.7	1	10/07/21 10:45	10/07/21 17:15	67-66-3	
Chloromethane	**<24.2**	ug/kg	63.8	24.2	1	10/07/21 10:45	10/07/21 17:15	74-87-3	
Dibromochloromethane	**<218**	ug/kg	319	218	1	10/07/21 10:45	10/07/21 17:15	124-48-1	
Dibromomethane	**<18.9**	ug/kg	63.8	18.9	1	10/07/21 10:45	10/07/21 17:15	74-95-3	
Dichlorodifluoromethane	**<27.4**	ug/kg	63.8	27.4	1	10/07/21 10:45	10/07/21 17:15	75-71-8	
Diisopropyl ether	**<15.8**	ug/kg	63.8	15.8	1	10/07/21 10:45	10/07/21 17:15	108-20-3	
Ethylbenzene	**<15.2**	ug/kg	63.8	15.2	1	10/07/21 10:45	10/07/21 17:15	100-41-4	
Hexachloro-1,3-butadiene	**<127**	ug/kg	319	127	1	10/07/21 10:45	10/07/21 17:15	87-68-3	
Isopropylbenzene (Cumene)	**<17.2**	ug/kg	63.8	17.2	1	10/07/21 10:45	10/07/21 17:15	98-82-8	
Methyl-tert-butyl ether	**<18.7**	ug/kg	63.8	18.7	1	10/07/21 10:45	10/07/21 17:15	1634-04-4	
Methylene Chloride	**<17.7**	ug/kg	63.8	17.7	1	10/07/21 10:45	10/07/21 17:15	75-09-2	
Naphthalene	**<19.9**	ug/kg	319	19.9	1	10/07/21 10:45	10/07/21 17:15	91-20-3	
Styrene	**<16.3**	ug/kg	63.8	16.3	1	10/07/21 10:45	10/07/21 17:15	100-42-5	
Tetrachloroethene	**<24.7**	ug/kg	63.8	24.7	1	10/07/21 10:45	10/07/21 17:15	127-18-4	
Toluene	**<16.1**	ug/kg	63.8	16.1	1	10/07/21 10:45	10/07/21 17:15	108-88-3	

REPORT OF LABORATORY ANALYSIS

This report shall not be reproduced, except in full,
without the written consent of Pace Analytical Services, LLC.

Pace Analytical Services, LLC
1241 Bellevue Street - Suite 9
Green Bay, WI 54302
(920)469-2436

ANALYTICAL RESULTS

Project: J210618 STH 54 SEYMOUR
Pace Project No.: 40234318

Sample: SB-12 (6-8) **Lab ID: 40234318017** Collected: 09/30/21 09:15 Received: 10/01/21 08:50 Matrix: Solid

Results reported on a "dry weight" basis and are adjusted for percent moisture, sample size and any dilutions.

Parameters	Results	Units	LOQ	LOD	DF	Prepared	Analyzed	CAS No.	Qual
8260 MSV Med Level Normal List	Analytical Method: EPA 8260 Preparation Method: EPA 5035/5030B Pace Analytical Services - Green Bay								
Trichloroethene	**<23.8**	ug/kg	63.8	23.8	1	10/07/21 10:45	10/07/21 17:15	79-01-6	
Trichlorofluoromethane	**<18.5**	ug/kg	63.8	18.5	1	10/07/21 10:45	10/07/21 17:15	75-69-4	
Vinyl chloride	**<12.9**	ug/kg	63.8	12.9	1	10/07/21 10:45	10/07/21 17:15	75-01-4	
cis-1,2-Dichloroethene	**<13.6**	ug/kg	63.8	13.6	1	10/07/21 10:45	10/07/21 17:15	156-59-2	
cis-1,3-Dichloropropene	**<42.1**	ug/kg	319	42.1	1	10/07/21 10:45	10/07/21 17:15	10061-01-5	
m&p-Xylene	**<26.9**	ug/kg	128	26.9	1	10/07/21 10:45	10/07/21 17:15	179601-23-1	
n-Butylbenzene	**<29.2**	ug/kg	63.8	29.2	1	10/07/21 10:45	10/07/21 17:15	104-51-8	
n-Propylbenzene	**<15.3**	ug/kg	63.8	15.3	1	10/07/21 10:45	10/07/21 17:15	103-65-1	
o-Xylene	**<19.1**	ug/kg	63.8	19.1	1	10/07/21 10:45	10/07/21 17:15	95-47-6	
p-Isopropyltoluene	**<19.4**	ug/kg	63.8	19.4	1	10/07/21 10:45	10/07/21 17:15	99-87-6	
sec-Butylbenzene	**<15.6**	ug/kg	63.8	15.6	1	10/07/21 10:45	10/07/21 17:15	135-98-8	
tert-Butylbenzene	**<20.0**	ug/kg	63.8	20.0	1	10/07/21 10:45	10/07/21 17:15	98-06-6	
trans-1,2-Dichloroethene	**<13.8**	ug/kg	63.8	13.8	1	10/07/21 10:45	10/07/21 17:15	156-60-5	
trans-1,3-Dichloropropene	**<182**	ug/kg	319	182	1	10/07/21 10:45	10/07/21 17:15	10061-02-6	
Surrogates									
Toluene-d8 (S)	130	%	67-159		1	10/07/21 10:45	10/07/21 17:15	2037-26-5	
4-Bromofluorobenzene (S)	122	%	66-153		1	10/07/21 10:45	10/07/21 17:15	460-00-4	
1,2-Dichlorobenzene-d4 (S)	121	%	82-158		1	10/07/21 10:45	10/07/21 17:15	2199-69-1	
Percent Moisture	Analytical Method: ASTM D2974-87 Pace Analytical Services - Green Bay								
Percent Moisture	**12.1**	%	0.10	0.10	1		10/04/21 18:16		

Sample: SB-13 (6-7.5) **Lab ID: 40234318018** Collected: 09/30/21 09:30 Received: 10/01/21 08:50 Matrix: Solid

Results reported on a "dry weight" basis and are adjusted for percent moisture, sample size and any dilutions.

Parameters	Results	Units	LOQ	LOD	DF	Prepared	Analyzed	CAS No.	Qual
WIDRO GCS	Analytical Method: WI MOD DRO Preparation Method: WI MOD DRO Pace Analytical Services - Green Bay								
Diesel Range Organics	**1.3J**	mg/kg	4.2	1.3	1	10/08/21 08:38	10/11/21 09:43		
WIGRO GCV	Analytical Method: WI MOD GRO Preparation Method: TPH GRO/PVOC WI ext. Pace Analytical Services - Green Bay								
Gasoline Range Organics	**<1.4**	mg/kg	2.8	1.4	1	10/06/21 09:30	10/06/21 20:05		
6010D MET ICP, TCLP	Analytical Method: EPA 6010D Preparation Method: EPA 3010A Leachate Method/Date: EPA 1311; 10/05/21 15:00 Pace Analytical Services - Green Bay								
Arsenic	**0.011J**	mg/L	0.025	0.0084	1	10/06/21 11:18	10/06/21 22:31	7440-38-2	
Barium	**0.22**	mg/L	0.0050	0.0015	1	10/06/21 11:18	10/06/21 22:31	7440-39-3	
Cadmium	**<0.0013**	mg/L	0.0050	0.0013	1	10/06/21 11:18	10/06/21 22:31	7440-43-9	

REPORT OF LABORATORY ANALYSIS

This report shall not be reproduced, except in full,
without the written consent of Pace Analytical Services, LLC.

Pace Analytical Services, LLC
1241 Bellevue Street - Suite 9
Green Bay, WI 54302
(920)469-2436

ANALYTICAL RESULTS

Project: J210618 STH 54 SEYMOUR
Pace Project No.: 40234318

Sample: SB-13 (6-7.5) **Lab ID: 40234318018** Collected: 09/30/21 09:30 Received: 10/01/21 08:50 Matrix: Solid

Results reported on a "dry weight" basis and are adjusted for percent moisture, sample size and any dilutions.

Parameters	Results	Units	LOQ	LOD	DF	Prepared	Analyzed	CAS No.	Qual
6010D MET ICP, TCLP	Analytical Method: EPA 6010D Preparation Method: EPA 3010A Leachate Method/Date: EPA 1311; 10/05/21 15:00 Pace Analytical Services - Green Bay								
Chromium	**<0.0025**	mg/L	0.010	0.0025	1	10/06/21 11:18	10/06/21 22:31	7440-47-3	
Lead	**<0.0059**	mg/L	0.020	0.0059	1	10/06/21 11:18	10/06/21 22:31	7439-92-1	
Selenium	**<0.012**	mg/L	0.040	0.012	1	10/06/21 11:18	10/06/21 22:31	7782-49-2	
Silver	**<0.0032**	mg/L	0.010	0.0032	1	10/06/21 11:18	10/06/21 22:31	7440-22-4	
7470 Mercury, TCLP	Analytical Method: EPA 7470 Preparation Method: EPA 7470 Leachate Method/Date: EPA 1311; 10/05/21 15:00 Pace Analytical Services - Green Bay								
Mercury	**<0.066**	ug/L	0.20	0.066	1	10/11/21 12:25	10/12/21 10:52	7439-97-6	
8260 MSV Med Level Normal List	Analytical Method: EPA 8260 Preparation Method: EPA 5035/5030B Pace Analytical Services - Green Bay								
1,1,1,2-Tetrachloroethane	**<15.3**	ug/kg	63.6	15.3	1	10/07/21 10:45	10/07/21 17:35	630-20-6	
1,1,1-Trichloroethane	**<16.3**	ug/kg	63.6	16.3	1	10/07/21 10:45	10/07/21 17:35	71-55-6	
1,1,2,2-Tetrachloroethane	**<23.0**	ug/kg	63.6	23.0	1	10/07/21 10:45	10/07/21 17:35	79-34-5	
1,1,2-Trichloroethane	**<23.2**	ug/kg	63.6	23.2	1	10/07/21 10:45	10/07/21 17:35	79-00-5	
1,1-Dichloroethane	**<16.3**	ug/kg	63.6	16.3	1	10/07/21 10:45	10/07/21 17:35	75-34-3	
1,1-Dichloroethene	**<21.1**	ug/kg	63.6	21.1	1	10/07/21 10:45	10/07/21 17:35	75-35-4	
1,1-Dichloropropene	**<20.6**	ug/kg	63.6	20.6	1	10/07/21 10:45	10/07/21 17:35	563-58-6	
1,2,3-Trichlorobenzene	**<70.9**	ug/kg	318	70.9	1	10/07/21 10:45	10/07/21 17:35	87-61-6	
1,2,3-Trichloropropane	**<30.9**	ug/kg	63.6	30.9	1	10/07/21 10:45	10/07/21 17:35	96-18-4	
1,2,4-Trichlorobenzene	**<52.4**	ug/kg	318	52.4	1	10/07/21 10:45	10/07/21 17:35	120-82-1	
1,2,4-Trimethylbenzene	**<19.0**	ug/kg	63.6	19.0	1	10/07/21 10:45	10/07/21 17:35	95-63-6	
1,2-Dibromo-3-chloropropane	**<49.4**	ug/kg	318	49.4	1	10/07/21 10:45	10/07/21 17:35	96-12-8	
1,2-Dibromoethane (EDB)	**<17.4**	ug/kg	63.6	17.4	1	10/07/21 10:45	10/07/21 17:35	106-93-4	
1,2-Dichlorobenzene	**<19.7**	ug/kg	63.6	19.7	1	10/07/21 10:45	10/07/21 17:35	95-50-1	
1,2-Dichloroethane	**<14.6**	ug/kg	63.6	14.6	1	10/07/21 10:45	10/07/21 17:35	107-06-2	
1,2-Dichloropropane	**<15.1**	ug/kg	63.6	15.1	1	10/07/21 10:45	10/07/21 17:35	78-87-5	
1,3,5-Trimethylbenzene	**<20.5**	ug/kg	63.6	20.5	1	10/07/21 10:45	10/07/21 17:35	108-67-8	
1,3-Dichlorobenzene	**<17.4**	ug/kg	63.6	17.4	1	10/07/21 10:45	10/07/21 17:35	541-73-1	
1,3-Dichloropropane	**<13.9**	ug/kg	63.6	13.9	1	10/07/21 10:45	10/07/21 17:35	142-28-9	
1,4-Dichlorobenzene	**<17.4**	ug/kg	63.6	17.4	1	10/07/21 10:45	10/07/21 17:35	106-46-7	
2,2-Dichloropropane	**<17.2**	ug/kg	63.6	17.2	1	10/07/21 10:45	10/07/21 17:35	594-20-7	
2-Chlorotoluene	**<20.6**	ug/kg	63.6	20.6	1	10/07/21 10:45	10/07/21 17:35	95-49-8	
4-Chlorotoluene	**<24.2**	ug/kg	63.6	24.2	1	10/07/21 10:45	10/07/21 17:35	106-43-4	
Benzene	**<15.1**	ug/kg	25.5	15.1	1	10/07/21 10:45	10/07/21 17:35	71-43-2	
Bromobenzene	**<24.8**	ug/kg	63.6	24.8	1	10/07/21 10:45	10/07/21 17:35	108-86-1	
Bromochloromethane	**<17.4**	ug/kg	63.6	17.4	1	10/07/21 10:45	10/07/21 17:35	74-97-5	
Bromodichloromethane	**<15.1**	ug/kg	63.6	15.1	1	10/07/21 10:45	10/07/21 17:35	75-27-4	
Bromoform	**<280**	ug/kg	318	280	1	10/07/21 10:45	10/07/21 17:35	75-25-2	
Bromomethane	**<89.2**	ug/kg	318	89.2	1	10/07/21 10:45	10/07/21 17:35	74-83-9	
Carbon tetrachloride	**<14.0**	ug/kg	63.6	14.0	1	10/07/21 10:45	10/07/21 17:35	56-23-5	
Chlorobenzene	**<7.6**	ug/kg	63.6	7.6	1	10/07/21 10:45	10/07/21 17:35	108-90-7	

REPORT OF LABORATORY ANALYSIS

This report shall not be reproduced, except in full,
without the written consent of Pace Analytical Services, LLC.

Pace Analytical Services, LLC
1241 Bellevue Street - Suite 9
Green Bay, WI 54302
(920)469-2436

ANALYTICAL RESULTS

Project: J210618 STH 54 SEYMOUR
Pace Project No.: 40234318

Sample: SB-13 (6-7.5) **Lab ID: 40234318018** Collected: 09/30/21 09:30 Received: 10/01/21 08:50 Matrix: Solid

Results reported on a "dry weight" basis and are adjusted for percent moisture, sample size and any dilutions.

Parameters	Results	Units	LOQ	LOD	DF	Prepared	Analyzed	CAS No.	Qual
8260 MSV Med Level Normal List	Analytical Method: EPA 8260 Preparation Method: EPA 5035/5030B Pace Analytical Services - Green Bay								
Chloroethane	**<26.9**	ug/kg	318	26.9	1	10/07/21 10:45	10/07/21 17:35	75-00-3	
Chloroform	**<45.6**	ug/kg	318	45.6	1	10/07/21 10:45	10/07/21 17:35	67-66-3	
Chloromethane	**<24.2**	ug/kg	63.6	24.2	1	10/07/21 10:45	10/07/21 17:35	74-87-3	
Dibromochloromethane	**<218**	ug/kg	318	218	1	10/07/21 10:45	10/07/21 17:35	124-48-1	
Dibromomethane	**<18.8**	ug/kg	63.6	18.8	1	10/07/21 10:45	10/07/21 17:35	74-95-3	
Dichlorodifluoromethane	**<27.4**	ug/kg	63.6	27.4	1	10/07/21 10:45	10/07/21 17:35	75-71-8	
Diisopropyl ether	**<15.8**	ug/kg	63.6	15.8	1	10/07/21 10:45	10/07/21 17:35	108-20-3	
Ethylbenzene	**<15.1**	ug/kg	63.6	15.1	1	10/07/21 10:45	10/07/21 17:35	100-41-4	
Hexachloro-1,3-butadiene	**<127**	ug/kg	318	127	1	10/07/21 10:45	10/07/21 17:35	87-68-3	
Isopropylbenzene (Cumene)	**<17.2**	ug/kg	63.6	17.2	1	10/07/21 10:45	10/07/21 17:35	98-82-8	
Methyl-tert-butyl ether	**<18.7**	ug/kg	63.6	18.7	1	10/07/21 10:45	10/07/21 17:35	1634-04-4	
Methylene Chloride	**<17.7**	ug/kg	63.6	17.7	1	10/07/21 10:45	10/07/21 17:35	75-09-2	
Naphthalene	**<19.9**	ug/kg	318	19.9	1	10/07/21 10:45	10/07/21 17:35	91-20-3	
Styrene	**<16.3**	ug/kg	63.6	16.3	1	10/07/21 10:45	10/07/21 17:35	100-42-5	
Tetrachloroethene	**<24.7**	ug/kg	63.6	24.7	1	10/07/21 10:45	10/07/21 17:35	127-18-4	
Toluene	**<16.0**	ug/kg	63.6	16.0	1	10/07/21 10:45	10/07/21 17:35	108-88-3	
Trichloroethene	**<23.8**	ug/kg	63.6	23.8	1	10/07/21 10:45	10/07/21 17:35	79-01-6	
Trichlorofluoromethane	**<18.5**	ug/kg	63.6	18.5	1	10/07/21 10:45	10/07/21 17:35	75-69-4	
Vinyl chloride	**<12.9**	ug/kg	63.6	12.9	1	10/07/21 10:45	10/07/21 17:35	75-01-4	
cis-1,2-Dichloroethene	**<13.6**	ug/kg	63.6	13.6	1	10/07/21 10:45	10/07/21 17:35	156-59-2	
cis-1,3-Dichloropropene	**<42.0**	ug/kg	318	42.0	1	10/07/21 10:45	10/07/21 17:35	10061-01-5	
m&p-Xylene	**<26.9**	ug/kg	127	26.9	1	10/07/21 10:45	10/07/21 17:35	179601-23-1	
n-Butylbenzene	**<29.2**	ug/kg	63.6	29.2	1	10/07/21 10:45	10/07/21 17:35	104-51-8	
n-Propylbenzene	**<15.3**	ug/kg	63.6	15.3	1	10/07/21 10:45	10/07/21 17:35	103-65-1	
o-Xylene	**<19.1**	ug/kg	63.6	19.1	1	10/07/21 10:45	10/07/21 17:35	95-47-6	
p-Isopropyltoluene	**<19.3**	ug/kg	63.6	19.3	1	10/07/21 10:45	10/07/21 17:35	99-87-6	
sec-Butylbenzene	**<15.5**	ug/kg	63.6	15.5	1	10/07/21 10:45	10/07/21 17:35	135-98-8	
tert-Butylbenzene	**<20.0**	ug/kg	63.6	20.0	1	10/07/21 10:45	10/07/21 17:35	98-06-6	
trans-1,2-Dichloroethene	**<13.7**	ug/kg	63.6	13.7	1	10/07/21 10:45	10/07/21 17:35	156-60-5	
trans-1,3-Dichloropropene	**<182**	ug/kg	318	182	1	10/07/21 10:45	10/07/21 17:35	10061-02-6	
Surrogates									
Toluene-d8 (S)	128	%	67-159		1	10/07/21 10:45	10/07/21 17:35	2037-26-5	
4-Bromofluorobenzene (S)	132	%	66-153		1	10/07/21 10:45	10/07/21 17:35	460-00-4	
1,2-Dichlorobenzene-d4 (S)	127	%	82-158		1	10/07/21 10:45	10/07/21 17:35	2199-69-1	
Percent Moisture	Analytical Method: ASTM D2974-87 Pace Analytical Services - Green Bay								
Percent Moisture	**12.0**	%	0.10	0.10	1		10/04/21 18:16		

REPORT OF LABORATORY ANALYSIS

This report shall not be reproduced, except in full,
without the written consent of Pace Analytical Services, LLC.

Pace Analytical Services, LLC
1241 Bellevue Street - Suite 9
Green Bay, WI 54302
(920)469-2436

ANALYTICAL RESULTS

Project: J210618 STH 54 SEYMOUR
Pace Project No.: 40234318

Sample: SB-14 (6-7) **Lab ID: 40234318019** Collected: 09/30/21 09:45 Received: 10/01/21 08:50 Matrix: Solid

Results reported on a "dry weight" basis and are adjusted for percent moisture, sample size and any dilutions.

Parameters	Results	Units	LOQ	LOD	DF	Prepared	Analyzed	CAS No.	Qual
WIDRO GCS	Analytical Method: WI MOD DRO Preparation Method: WI MOD DRO Pace Analytical Services - Green Bay								
Diesel Range Organics	**<1.2**	mg/kg	4.0	1.2	1	10/08/21 08:38	10/11/21 09:53		
WIGRO GCV	Analytical Method: WI MOD GRO Preparation Method: TPH GRO/PVOC WI ext. Pace Analytical Services - Green Bay								
Gasoline Range Organics	**<1.4**	mg/kg	2.8	1.4	1	10/06/21 09:30	10/06/21 20:31		
6010D MET ICP, TCLP	Analytical Method: EPA 6010D Preparation Method: EPA 3010A Leachate Method/Date: EPA 1311; 10/05/21 15:00 Pace Analytical Services - Green Bay								
Arsenic	**0.0091J**	mg/L	0.025	0.0084	1	10/06/21 11:18	10/06/21 22:34	7440-38-2	
Barium	**0.21**	mg/L	0.0050	0.0015	1	10/06/21 11:18	10/06/21 22:34	7440-39-3	
Cadmium	**<0.0013**	mg/L	0.0050	0.0013	1	10/06/21 11:18	10/06/21 22:34	7440-43-9	
Chromium	**<0.0025**	mg/L	0.010	0.0025	1	10/06/21 11:18	10/06/21 22:34	7440-47-3	
Lead	**<0.0059**	mg/L	0.020	0.0059	1	10/06/21 11:18	10/06/21 22:34	7439-92-1	
Selenium	**<0.012**	mg/L	0.040	0.012	1	10/06/21 11:18	10/06/21 22:34	7782-49-2	
Silver	**<0.0032**	mg/L	0.010	0.0032	1	10/06/21 11:18	10/06/21 22:34	7440-22-4	
7470 Mercury, TCLP	Analytical Method: EPA 7470 Preparation Method: EPA 7470 Leachate Method/Date: EPA 1311; 10/05/21 15:00 Pace Analytical Services - Green Bay								
Mercury	**<0.066**	ug/L	0.20	0.066	1	10/11/21 12:25	10/12/21 10:54	7439-97-6	
8260 MSV Med Level Normal List	Analytical Method: EPA 8260 Preparation Method: EPA 5035/5030B Pace Analytical Services - Green Bay								
1,1,1,2-Tetrachloroethane	**<15.2**	ug/kg	63.2	15.2	1	10/07/21 10:45	10/07/21 16:55	630-20-6	
1,1,1-Trichloroethane	**<16.2**	ug/kg	63.2	16.2	1	10/07/21 10:45	10/07/21 16:55	71-55-6	
1,1,2,2-Tetrachloroethane	**<22.9**	ug/kg	63.2	22.9	1	10/07/21 10:45	10/07/21 16:55	79-34-5	
1,1,2-Trichloroethane	**<23.0**	ug/kg	63.2	23.0	1	10/07/21 10:45	10/07/21 16:55	79-00-5	
1,1-Dichloroethane	**<16.2**	ug/kg	63.2	16.2	1	10/07/21 10:45	10/07/21 16:55	75-34-3	
1,1-Dichloroethene	**<21.0**	ug/kg	63.2	21.0	1	10/07/21 10:45	10/07/21 16:55	75-35-4	
1,1-Dichloropropene	**<20.5**	ug/kg	63.2	20.5	1	10/07/21 10:45	10/07/21 16:55	563-58-6	
1,2,3-Trichlorobenzene	**<70.5**	ug/kg	316	70.5	1	10/07/21 10:45	10/07/21 16:55	87-61-6	
1,2,3-Trichloropropane	**<30.7**	ug/kg	63.2	30.7	1	10/07/21 10:45	10/07/21 16:55	96-18-4	
1,2,4-Trichlorobenzene	**<52.1**	ug/kg	316	52.1	1	10/07/21 10:45	10/07/21 16:55	120-82-1	
1,2,4-Trimethylbenzene	**<18.8**	ug/kg	63.2	18.8	1	10/07/21 10:45	10/07/21 16:55	95-63-6	
1,2-Dibromo-3-chloropropane	**<49.1**	ug/kg	316	49.1	1	10/07/21 10:45	10/07/21 16:55	96-12-8	
1,2-Dibromoethane (EDB)	**<17.3**	ug/kg	63.2	17.3	1	10/07/21 10:45	10/07/21 16:55	106-93-4	
1,2-Dichlorobenzene	**<19.6**	ug/kg	63.2	19.6	1	10/07/21 10:45	10/07/21 16:55	95-50-1	
1,2-Dichloroethane	**<14.5**	ug/kg	63.2	14.5	1	10/07/21 10:45	10/07/21 16:55	107-06-2	
1,2-Dichloropropane	**<15.1**	ug/kg	63.2	15.1	1	10/07/21 10:45	10/07/21 16:55	78-87-5	
1,3,5-Trimethylbenzene	**<20.4**	ug/kg	63.2	20.4	1	10/07/21 10:45	10/07/21 16:55	108-67-8	
1,3-Dichlorobenzene	**<17.3**	ug/kg	63.2	17.3	1	10/07/21 10:45	10/07/21 16:55	541-73-1	
1,3-Dichloropropane	**<13.8**	ug/kg	63.2	13.8	1	10/07/21 10:45	10/07/21 16:55	142-28-9	

REPORT OF LABORATORY ANALYSIS

This report shall not be reproduced, except in full,
without the written consent of Pace Analytical Services, LLC.

Pace Analytical Services, LLC
1241 Bellevue Street - Suite 9
Green Bay, WI 54302
(920)469-2436

ANALYTICAL RESULTS

Project: J210618 STH 54 SEYMOUR
Pace Project No.: 40234318

Sample: SB-14 (6-7) **Lab ID: 40234318019** Collected: 09/30/21 09:45 Received: 10/01/21 08:50 Matrix: Solid

Results reported on a "dry weight" basis and are adjusted for percent moisture, sample size and any dilutions.

Parameters	Results	Units	LOQ	LOD	DF	Prepared	Analyzed	CAS No.	Qual
8260 MSV Med Level Normal List	Analytical Method: EPA 8260 Preparation Method: EPA 5035/5030B Pace Analytical Services - Green Bay								
1,4-Dichlorobenzene	**<17.3**	ug/kg	63.2	17.3	1	10/07/21 10:45	10/07/21 16:55	106-46-7	
2,2-Dichloropropane	**<17.1**	ug/kg	63.2	17.1	1	10/07/21 10:45	10/07/21 16:55	594-20-7	
2-Chlorotoluene	**<20.5**	ug/kg	63.2	20.5	1	10/07/21 10:45	10/07/21 16:55	95-49-8	
4-Chlorotoluene	**<24.0**	ug/kg	63.2	24.0	1	10/07/21 10:45	10/07/21 16:55	106-43-4	
Benzene	**<15.1**	ug/kg	25.3	15.1	1	10/07/21 10:45	10/07/21 16:55	71-43-2	
Bromobenzene	**<24.7**	ug/kg	63.2	24.7	1	10/07/21 10:45	10/07/21 16:55	108-86-1	
Bromochloromethane	**<17.3**	ug/kg	63.2	17.3	1	10/07/21 10:45	10/07/21 16:55	74-97-5	
Bromodichloromethane	**<15.1**	ug/kg	63.2	15.1	1	10/07/21 10:45	10/07/21 16:55	75-27-4	
Bromoform	**<278**	ug/kg	316	278	1	10/07/21 10:45	10/07/21 16:55	75-25-2	
Bromomethane	**<88.7**	ug/kg	316	88.7	1	10/07/21 10:45	10/07/21 16:55	74-83-9	
Carbon tetrachloride	**<13.9**	ug/kg	63.2	13.9	1	10/07/21 10:45	10/07/21 16:55	56-23-5	
Chlorobenzene	**<7.6**	ug/kg	63.2	7.6	1	10/07/21 10:45	10/07/21 16:55	108-90-7	
Chloroethane	**<26.7**	ug/kg	316	26.7	1	10/07/21 10:45	10/07/21 16:55	75-00-3	
Chloroform	**<45.3**	ug/kg	316	45.3	1	10/07/21 10:45	10/07/21 16:55	67-66-3	
Chloromethane	**<24.0**	ug/kg	63.2	24.0	1	10/07/21 10:45	10/07/21 16:55	74-87-3	
Dibromochloromethane	**<216**	ug/kg	316	216	1	10/07/21 10:45	10/07/21 16:55	124-48-1	
Dibromomethane	**<18.7**	ug/kg	63.2	18.7	1	10/07/21 10:45	10/07/21 16:55	74-95-3	
Dichlorodifluoromethane	**<27.2**	ug/kg	63.2	27.2	1	10/07/21 10:45	10/07/21 16:55	75-71-8	R1
Diisopropyl ether	**<15.7**	ug/kg	63.2	15.7	1	10/07/21 10:45	10/07/21 16:55	108-20-3	
Ethylbenzene	**<15.1**	ug/kg	63.2	15.1	1	10/07/21 10:45	10/07/21 16:55	100-41-4	
Hexachloro-1,3-butadiene	**<126**	ug/kg	316	126	1	10/07/21 10:45	10/07/21 16:55	87-68-3	
Isopropylbenzene (Cumene)	**<17.1**	ug/kg	63.2	17.1	1	10/07/21 10:45	10/07/21 16:55	98-82-8	
Methyl-tert-butyl ether	**<18.6**	ug/kg	63.2	18.6	1	10/07/21 10:45	10/07/21 16:55	1634-04-4	
Methylene Chloride	**<17.6**	ug/kg	63.2	17.6	1	10/07/21 10:45	10/07/21 16:55	75-09-2	
Naphthalene	**<19.7**	ug/kg	316	19.7	1	10/07/21 10:45	10/07/21 16:55	91-20-3	
Styrene	**<16.2**	ug/kg	63.2	16.2	1	10/07/21 10:45	10/07/21 16:55	100-42-5	
Tetrachloroethene	**<24.5**	ug/kg	63.2	24.5	1	10/07/21 10:45	10/07/21 16:55	127-18-4	
Toluene	**<15.9**	ug/kg	63.2	15.9	1	10/07/21 10:45	10/07/21 16:55	108-88-3	
Trichloroethene	**<23.7**	ug/kg	63.2	23.7	1	10/07/21 10:45	10/07/21 16:55	79-01-6	
Trichlorofluoromethane	**<18.3**	ug/kg	63.2	18.3	1	10/07/21 10:45	10/07/21 16:55	75-69-4	
Vinyl chloride	**<12.8**	ug/kg	63.2	12.8	1	10/07/21 10:45	10/07/21 16:55	75-01-4	
cis-1,2-Dichloroethene	**<13.5**	ug/kg	63.2	13.5	1	10/07/21 10:45	10/07/21 16:55	156-59-2	
cis-1,3-Dichloropropene	**<41.7**	ug/kg	316	41.7	1	10/07/21 10:45	10/07/21 16:55	10061-01-5	
m&p-Xylene	**<26.7**	ug/kg	126	26.7	1	10/07/21 10:45	10/07/21 16:55	179601-23-1	
n-Butylbenzene	**<29.0**	ug/kg	63.2	29.0	1	10/07/21 10:45	10/07/21 16:55	104-51-8	
n-Propylbenzene	**<15.2**	ug/kg	63.2	15.2	1	10/07/21 10:45	10/07/21 16:55	103-65-1	
o-Xylene	**<19.0**	ug/kg	63.2	19.0	1	10/07/21 10:45	10/07/21 16:55	95-47-6	
p-Isopropyltoluene	**<19.2**	ug/kg	63.2	19.2	1	10/07/21 10:45	10/07/21 16:55	99-87-6	
sec-Butylbenzene	**<15.4**	ug/kg	63.2	15.4	1	10/07/21 10:45	10/07/21 16:55	135-98-8	
tert-Butylbenzene	**<19.9**	ug/kg	63.2	19.9	1	10/07/21 10:45	10/07/21 16:55	98-06-6	
trans-1,2-Dichloroethene	**<13.7**	ug/kg	63.2	13.7	1	10/07/21 10:45	10/07/21 16:55	156-60-5	
trans-1,3-Dichloropropene	**<181**	ug/kg	316	181	1	10/07/21 10:45	10/07/21 16:55	10061-02-6	
Surrogates									
Toluene-d8 (S)	122	%	67-159		1	10/07/21 10:45	10/07/21 16:55	2037-26-5	

REPORT OF LABORATORY ANALYSIS

This report shall not be reproduced, except in full,
without the written consent of Pace Analytical Services, LLC.

Pace Analytical Services, LLC
1241 Bellevue Street - Suite 9
Green Bay, WI 54302
(920)469-2436

ANALYTICAL RESULTS

Project: J210618 STH 54 SEYMOUR
Pace Project No.: 40234318

Sample: SB-14 (6-7) **Lab ID: 40234318019** Collected: 09/30/21 09:45 Received: 10/01/21 08:50 Matrix: Solid

Results reported on a "dry weight" basis and are adjusted for percent moisture, sample size and any dilutions.

Parameters	Results	Units	LOQ	LOD	DF	Prepared	Analyzed	CAS No.	Qual
8260 MSV Med Level Normal List	Analytical Method: EPA 8260 Preparation Method: EPA 5035/5030B Pace Analytical Services - Green Bay								
Surrogates									
4-Bromofluorobenzene (S)	122	%	66-153		1	10/07/21 10:45	10/07/21 16:55	460-00-4	
1,2-Dichlorobenzene-d4 (S)	119	%	82-158		1	10/07/21 10:45	10/07/21 16:55	2199-69-1	
Percent Moisture	Analytical Method: ASTM D2974-87 Pace Analytical Services - Green Bay								
Percent Moisture	**11.7**	%	0.10	0.10	1		10/04/21 18:16		

REPORT OF LABORATORY ANALYSIS

This report shall not be reproduced, except in full,
without the written consent of Pace Analytical Services, LLC.

Pace Analytical Services, LLC
1241 Bellevue Street - Suite 9
Green Bay, WI 54302
(920)469-2436

QUALITY CONTROL DATA

Project: J210618 STH 54 SEYMOUR
Pace Project No.: 40234318

QC Batch: 397517
QC Batch Method: TPH GRO/PVOC WI ext.
Analysis Method: WI MOD GRO
Analysis Description: WIGRO Solid GCV
Laboratory: Pace Analytical Services - Green Bay
Associated Lab Samples: 40234318001, 40234318002, 40234318003, 40234318004, 40234318005, 40234318006, 40234318007

METHOD BLANK: 2293873 Matrix: Solid
Associated Lab Samples: 40234318001, 40234318002, 40234318003, 40234318004, 40234318005, 40234318006, 40234318007

Parameter	Units	Blank Result	Reporting Limit	Analyzed	Qualifiers
Gasoline Range Organics	mg/kg	<1.2	2.5	10/05/21 11:22	

LABORATORY CONTROL SAMPLE & LCSD: 2293874 2293875

Parameter	Units	Spike Conc.	LCS Result	LCSD Result	LCS % Rec	LCSD % Rec	% Rec Limits	RPD	Max RPD	Qualifiers
Gasoline Range Organics	mg/kg	10	11.3	11.6	113	116	80-120	3	20	

Results presented on this page are in the units indicated by the "Units" column except where an alternate unit is presented to the right of the result.

REPORT OF LABORATORY ANALYSIS

This report shall not be reproduced, except in full,
without the written consent of Pace Analytical Services, LLC.

Pace Analytical Services, LLC
1241 Bellevue Street - Suite 9
Green Bay, WI 54302
(920)469-2436

QUALITY CONTROL DATA

Project: J210618 STH 54 SEYMOUR
Pace Project No.: 40234318

QC Batch: 397632 — Analysis Method: WI MOD GRO
QC Batch Method: TPH GRO/PVOC WI ext. — Analysis Description: WIGRO Solid GCV
Laboratory: Pace Analytical Services - Green Bay
Associated Lab Samples: 40234318008, 40234318009, 40234318010, 40234318011, 40234318012, 40234318013, 40234318014, 40234318015, 40234318016, 40234318017, 40234318018, 40234318019

METHOD BLANK: 2294878 — Matrix: Solid
Associated Lab Samples: 40234318008, 40234318009, 40234318010, 40234318011, 40234318012, 40234318013, 40234318014, 40234318015, 40234318016, 40234318017, 40234318018, 40234318019

Parameter	Units	Blank Result	Reporting Limit	Analyzed	Qualifiers
Gasoline Range Organics	mg/kg	1.7J	2.5	10/06/21 12:04	

LABORATORY CONTROL SAMPLE & LCSD: 2294879 2294880

Parameter	Units	Spike Conc.	LCS Result	LCSD Result	LCS % Rec	LCSD % Rec	% Rec Limits	RPD	Max RPD	Qualifiers
Gasoline Range Organics	mg/kg	10	10.4	10.6	104	106	80-120	2	20	1q

Results presented on this page are in the units indicated by the "Units" column except where an alternate unit is presented to the right of the result.

REPORT OF LABORATORY ANALYSIS

This report shall not be reproduced, except in full,
without the written consent of Pace Analytical Services, LLC.

Pace Analytical Services, LLC
1241 Bellevue Street - Suite 9
Green Bay, WI 54302
(920)469-2436

QUALITY CONTROL DATA

Project: J210618 STH 54 SEYMOUR
Pace Project No.: 40234318

QC Batch: 398063 — Analysis Method: EPA 7470
QC Batch Method: EPA 7470 — Analysis Description: 7470 Mercury TCLP
Laboratory: Pace Analytical Services - Green Bay
Associated Lab Samples: 40234318001, 40234318002, 40234318003, 40234318004, 40234318005, 40234318006, 40234318007, 40234318008, 40234318009, 40234318010

METHOD BLANK: 2298171 — Matrix: Water
Associated Lab Samples: 40234318001, 40234318002, 40234318003, 40234318004, 40234318005, 40234318006, 40234318007, 40234318008, 40234318009, 40234318010

Parameter	Units	Blank Result	Reporting Limit	Analyzed	Qualifiers
Mercury	ug/L	<0.066	0.20	10/12/21 09:16	

METHOD BLANK: 2294237 — Matrix: Water
Associated Lab Samples: 40234318001, 40234318002, 40234318003, 40234318004, 40234318005, 40234318006, 40234318007, 40234318008, 40234318009, 40234318010

Parameter	Units	Blank Result	Reporting Limit	Analyzed	Qualifiers
Mercury	ug/L	<0.066	0.20	10/12/21 09:53	

LABORATORY CONTROL SAMPLE: 2298172

Parameter	Units	Spike Conc.	LCS Result	LCS % Rec	% Rec Limits	Qualifiers
Mercury	ug/L	5	4.9	99	85-115	

MATRIX SPIKE & MATRIX SPIKE DUPLICATE: 2298173 2298174

Parameter	Units	40234318001 Result	MS Spike Conc.	MSD Spike Conc.	MS Result	MSD Result	MS % Rec	MSD % Rec	% Rec Limits	RPD	Max RPD	Qual
Mercury	ug/L	<0.066	5	5	5.6	5.5	111	110	85-115	1	20	

Results presented on this page are in the units indicated by the "Units" column except where an alternate unit is presented to the right of the result.

REPORT OF LABORATORY ANALYSIS

This report shall not be reproduced, except in full,
without the written consent of Pace Analytical Services, LLC.

Pace Analytical Services, LLC
1241 Bellevue Street - Suite 9
Green Bay, WI 54302
(920)469-2436

QUALITY CONTROL DATA

Project: J210618 STH 54 SEYMOUR
Pace Project No.: 40234318

QC Batch: 398064
QC Batch Method: EPA 7470
Analysis Method: EPA 7470
Analysis Description: 7470 Mercury TCLP
Laboratory: Pace Analytical Services - Green Bay
Associated Lab Samples: 40234318011, 40234318012, 40234318013, 40234318014, 40234318015, 40234318016, 40234318017, 40234318018, 40234318019

METHOD BLANK: 2298175 Matrix: Water
Associated Lab Samples: 40234318011, 40234318012, 40234318013, 40234318014, 40234318015, 40234318016, 40234318017, 40234318018, 40234318019

Parameter	Units	Blank Result	Reporting Limit	Analyzed	Qualifiers
Mercury	ug/L	<0.066	0.20	10/12/21 09:56	

METHOD BLANK: 2294238 Matrix: Water
Associated Lab Samples: 40234318011, 40234318012, 40234318013, 40234318014, 40234318015, 40234318016, 40234318017, 40234318018, 40234318019

Parameter	Units	Blank Result	Reporting Limit	Analyzed	Qualifiers
Mercury	ug/L	<0.066	0.20	10/12/21 10:26	

METHOD BLANK: 2294239 Matrix: Water
Associated Lab Samples: 40234318011, 40234318012, 40234318013, 40234318014, 40234318015, 40234318016, 40234318017, 40234318018, 40234318019

Parameter	Units	Blank Result	Reporting Limit	Analyzed	Qualifiers
Mercury	ug/L	0.91	0.20	10/12/21 10:47	

LABORATORY CONTROL SAMPLE: 2298176

Parameter	Units	Spike Conc.	LCS Result	LCS % Rec	% Rec Limits	Qualifiers
Mercury	ug/L	5	4.9	99	85-115	

MATRIX SPIKE & MATRIX SPIKE DUPLICATE: 2298177 2298178

Parameter	Units	40234318011 Result	MS Spike Conc.	MSD Spike Conc.	MS Result	MSD Result	MS % Rec	MSD % Rec	% Rec Limits	RPD	Max RPD	Qual
Mercury	ug/L	<0.066	5	5	5.5	5.6	111	111	85-115	0	20	

MATRIX SPIKE SAMPLE: 2298179

Parameter	Units	40234317001 Result	Spike Conc.	MS Result	MS % Rec	% Rec Limits	Qualifiers
Mercury	ug/L	<0.066	5	5.0	99	85-115	

Results presented on this page are in the units indicated by the "Units" column except where an alternate unit is presented to the right of the result.

REPORT OF LABORATORY ANALYSIS

This report shall not be reproduced, except in full,
without the written consent of Pace Analytical Services, LLC.

Pace Analytical Services, LLC
1241 Bellevue Street - Suite 9
Green Bay, WI 54302
(920)469-2436

QUALITY CONTROL DATA

Project: J210618 STH 54 SEYMOUR
Pace Project No.: 40234318

QC Batch: 397651
QC Batch Method: EPA 3010A
Analysis Method: EPA 6010D
Analysis Description: 6010D MET TCLP
Laboratory: Pace Analytical Services - Green Bay
Associated Lab Samples: 40234318001, 40234318002, 40234318003, 40234318004, 40234318005, 40234318006, 40234318007, 40234318008, 40234318009, 40234318010, 40234318011, 40234318012, 40234318013, 40234318014, 40234318015, 40234318016, 40234318017

METHOD BLANK: 2294995 Matrix: Water
Associated Lab Samples: 40234318001, 40234318002, 40234318003, 40234318004, 40234318005, 40234318006, 40234318007, 40234318008, 40234318009, 40234318010, 40234318011, 40234318012, 40234318013, 40234318014, 40234318015, 40234318016, 40234318017

Parameter	Units	Blank Result	Reporting Limit	Analyzed	Qualifiers
Arsenic	mg/L	<0.0084	0.025	10/06/21 23:01	
Barium	mg/L	<0.0015	0.0050	10/06/21 23:01	
Cadmium	mg/L	<0.0013	0.0050	10/06/21 23:01	
Chromium	mg/L	<0.0025	0.010	10/06/21 23:01	
Lead	mg/L	<0.0059	0.020	10/06/21 23:01	
Selenium	mg/L	<0.012	0.040	10/06/21 23:01	
Silver	mg/L	<0.0032	0.010	10/06/21 23:01	

METHOD BLANK: 2294221 Matrix: Solid
Associated Lab Samples: 40234318001, 40234318002, 40234318003, 40234318004, 40234318005, 40234318006, 40234318007, 40234318008, 40234318009, 40234318010, 40234318011, 40234318012, 40234318013, 40234318014, 40234318015, 40234318016, 40234318017

Parameter	Units	Blank Result	Reporting Limit	Analyzed	Qualifiers
Arsenic	mg/L	<0.0084	0.025	10/06/21 23:52	
Barium	mg/L	<0.0015	0.0050	10/06/21 23:52	
Cadmium	mg/L	<0.0013	0.0050	10/06/21 23:52	
Chromium	mg/L	<0.0025	0.010	10/06/21 23:52	
Lead	mg/L	<0.0059	0.020	10/06/21 23:52	
Selenium	mg/L	<0.012	0.040	10/06/21 23:52	
Silver	mg/L	<0.0032	0.010	10/06/21 23:52	

METHOD BLANK: 2294222 Matrix: Solid
Associated Lab Samples: 40234318001, 40234318002, 40234318003, 40234318004, 40234318005, 40234318006, 40234318007, 40234318008, 40234318009, 40234318010, 40234318011, 40234318012, 40234318013, 40234318014, 40234318015, 40234318016, 40234318017

Parameter	Units	Blank Result	Reporting Limit	Analyzed	Qualifiers
Arsenic	mg/L	<0.0084	0.025	10/07/21 00:26	
Barium	mg/L	<0.0015	0.0050	10/07/21 00:26	
Cadmium	mg/L	<0.0013	0.0050	10/07/21 00:26	
Chromium	mg/L	<0.0025	0.010	10/07/21 00:26	
Lead	mg/L	<0.0059	0.020	10/07/21 00:26	
Selenium	mg/L	<0.012	0.040	10/07/21 00:26	

Results presented on this page are in the units indicated by the "Units" column except where an alternate unit is presented to the right of the result.

REPORT OF LABORATORY ANALYSIS

This report shall not be reproduced, except in full,
without the written consent of Pace Analytical Services, LLC.

Pace Analytical Services, LLC
1241 Bellevue Street - Suite 9
Green Bay, WI 54302
(920)469-2436

QUALITY CONTROL DATA

Project: J210618 STH 54 SEYMOUR
Pace Project No.: 40234318

METHOD BLANK: 2294222 Matrix: Solid

Associated Lab Samples: 40234318001, 40234318002, 40234318003, 40234318004, 40234318005, 40234318006, 40234318007, 40234318008, 40234318009, 40234318010, 40234318011, 40234318012, 40234318013, 40234318014, 40234318015, 40234318016, 40234318017

Parameter	Units	Blank Result	Reporting Limit	Analyzed	Qualifiers
Silver	mg/L	<0.0032	0.010	10/07/21 00:26	

LABORATORY CONTROL SAMPLE: 2294996

Parameter	Units	Spike Conc.	LCS Result	LCS % Rec	% Rec Limits	Qualifiers
Arsenic	mg/L	0.25	0.26	102	80-120	
Barium	mg/L	0.25	0.25	99	80-120	
Cadmium	mg/L	0.25	0.26	104	80-120	
Chromium	mg/L	0.25	0.25	102	80-120	
Lead	mg/L	0.25	0.27	107	80-120	
Selenium	mg/L	0.25	0.27	106	80-120	
Silver	mg/L	0.12	0.12	97	80-120	

MATRIX SPIKE & MATRIX SPIKE DUPLICATE: 2294997 2294998

Parameter	Units	40234318001 Result	MS Spike Conc.	MSD Spike Conc.	MS Result	MSD Result	MS % Rec	MSD % Rec	% Rec Limits	RPD	Max RPD	Qual
Arsenic	mg/L	<0.0084	0.25	0.25	0.28	0.27	108	106	75-125	1	20	
Barium	mg/L	0.33	0.25	0.25	0.57	0.56	94	92	75-125	1	20	
Cadmium	mg/L	0.0016J	0.25	0.25	0.27	0.27	109	108	75-125	1	20	
Chromium	mg/L	<0.0025	0.25	0.25	0.25	0.25	100	100	75-125	0	20	
Lead	mg/L	<0.0059	0.25	0.25	0.27	0.26	107	106	75-125	1	20	
Selenium	mg/L	<0.012	0.25	0.25	0.28	0.29	111	116	75-125	4	20	
Silver	mg/L	<0.0032	0.12	0.12	0.13	0.13	100	101	75-125	0	20	

Results presented on this page are in the units indicated by the "Units" column except where an alternate unit is presented to the right of the result.

REPORT OF LABORATORY ANALYSIS

This report shall not be reproduced, except in full,
without the written consent of Pace Analytical Services, LLC.

Pace Analytical Services, LLC
1241 Bellevue Street - Suite 9
Green Bay, WI 54302
(920)469-2436

QUALITY CONTROL DATA

Project: J210618 STH 54 SEYMOUR
Pace Project No.: 40234318

QC Batch: 397654
QC Batch Method: EPA 3010A
Analysis Method: EPA 6010D
Analysis Description: 6010D MET TCLP
Laboratory: Pace Analytical Services - Green Bay
Associated Lab Samples: 40234318018, 40234318019

METHOD BLANK: 2295021 Matrix: Water
Associated Lab Samples: 40234318018, 40234318019

Parameter	Units	Blank Result	Reporting Limit	Analyzed	Qualifiers
Arsenic	mg/L	<0.0084	0.025	10/06/21 21:55	
Barium	mg/L	<0.0015	0.0050	10/06/21 21:55	
Cadmium	mg/L	<0.0013	0.0050	10/06/21 21:55	
Chromium	mg/L	<0.0025	0.010	10/06/21 21:55	
Lead	mg/L	<0.0059	0.020	10/06/21 21:55	
Selenium	mg/L	<0.012	0.040	10/06/21 21:55	
Silver	mg/L	<0.0032	0.010	10/06/21 21:55	

METHOD BLANK: 2294223 Matrix: Solid
Associated Lab Samples: 40234318018, 40234318019

Parameter	Units	Blank Result	Reporting Limit	Analyzed	Qualifiers
Arsenic	mg/L	<0.0084	0.025	10/06/21 22:58	
Barium	mg/L	<0.0015	0.0050	10/06/21 22:58	
Cadmium	mg/L	<0.0013	0.0050	10/06/21 22:58	
Chromium	mg/L	<0.0025	0.010	10/06/21 22:58	
Lead	mg/L	<0.0059	0.020	10/06/21 22:58	
Selenium	mg/L	<0.012	0.040	10/06/21 22:58	
Silver	mg/L	<0.0032	0.010	10/06/21 22:58	

METHOD BLANK: 2294224 Matrix: Solid
Associated Lab Samples: 40234318018, 40234318019

Parameter	Units	Blank Result	Reporting Limit	Analyzed	Qualifiers
Arsenic	mg/L	<0.0084	0.025	10/06/21 22:36	
Barium	mg/L	<0.0015	0.0050	10/06/21 22:36	
Cadmium	mg/L	<0.0013	0.0050	10/06/21 22:36	
Chromium	mg/L	<0.0025	0.010	10/06/21 22:36	
Lead	mg/L	<0.0059	0.020	10/06/21 22:36	
Selenium	mg/L	<0.012	0.040	10/06/21 22:36	
Silver	mg/L	<0.0032	0.010	10/06/21 22:36	

Results presented on this page are in the units indicated by the "Units" column except where an alternate unit is presented to the right of the result.

This report shall not be reproduced, except in full,
without the written consent of Pace Analytical Services, LLC.

Pace Analytical Services, LLC
1241 Bellevue Street - Suite 9
Green Bay, WI 54302
(920)469-2436

QUALITY CONTROL DATA

Project: J210618 STH 54 SEYMOUR
Pace Project No.: 40234318

LABORATORY CONTROL SAMPLE: 2295022

Parameter	Units	Spike Conc.	LCS Result	LCS % Rec	% Rec Limits	Qualifiers
Arsenic	mg/L	0.25	0.25	99	80-120	
Barium	mg/L	0.25	0.25	98	80-120	
Cadmium	mg/L	0.25	0.26	102	80-120	
Chromium	mg/L	0.25	0.25	102	80-120	
Lead	mg/L	0.25	0.26	103	80-120	
Selenium	mg/L	0.25	0.26	103	80-120	
Silver	mg/L	0.12	0.12	98	80-120	

MATRIX SPIKE SAMPLE: 2295023

Parameter	Units	40234307001 Result	Spike Conc.	MS Result	MS % Rec	% Rec Limits	Qualifiers
Arsenic	mg/L	0.045	0.25	0.30	103	75-125	
Barium	mg/L	0.25	0.25	0.48	93	75-125	
Cadmium	mg/L	<0.0013	0.25	0.26	105	75-125	
Chromium	mg/L	0.013	0.25	0.26	98	75-125	
Lead	mg/L	<0.0059	0.25	0.25	99	75-125	
Selenium	mg/L	<0.012	0.25	0.28	109	75-125	
Silver	mg/L	<0.0032	0.12	0.13	102	75-125	

MATRIX SPIKE SAMPLE: 2295024

Parameter	Units	40234317001 Result	Spike Conc.	MS Result	MS % Rec	% Rec Limits	Qualifiers
Arsenic	mg/L	<0.0084	0.25	0.26	100	75-125	
Barium	mg/L	0.053	0.25	0.30	97	75-125	
Cadmium	mg/L	<0.0013	0.25	0.26	103	75-125	
Chromium	mg/L	<0.0025	0.25	0.25	100	75-125	
Lead	mg/L	<0.0059	0.25	0.27	106	75-125	
Selenium	mg/L	<0.012	0.25	0.27	106	75-125	
Silver	mg/L	<0.0032	0.12	0.12	97	75-125	

MATRIX SPIKE SAMPLE: 2295025

Parameter	Units	40234357001 Result	Spike Conc.	MS Result	MS % Rec	% Rec Limits	Qualifiers
Arsenic	mg/L	<0.017	0.25	0.27	106	75-125	
Barium	mg/L	0.56	0.25	0.82	103	75-125	
Cadmium	mg/L	<0.0027	0.25	0.26	103	75-125	
Chromium	mg/L	<0.0051	0.25	0.25	98	75-125	
Lead	mg/L	<0.012	0.25	0.25	100	75-125	
Selenium	mg/L	<0.024	0.25	0.26	104	75-125	
Silver	mg/L	<0.0064	0.12	0.13	102	75-125	

Results presented on this page are in the units indicated by the "Units" column except where an alternate unit is presented to the right of the result.

REPORT OF LABORATORY ANALYSIS

This report shall not be reproduced, except in full,
without the written consent of Pace Analytical Services, LLC.

Pace Analytical Services, LLC
1241 Bellevue Street - Suite 9
Green Bay, WI 54302
(920)469-2436

QUALITY CONTROL DATA

Project: J210618 STH 54 SEYMOUR
Pace Project No.: 40234318

QC Batch: 397420
QC Batch Method: EPA 5035/5030B
Analysis Method: EPA 8260
Analysis Description: 8260 MSV Med Level Normal List
Laboratory: Pace Analytical Services - Green Bay
Associated Lab Samples: 40234318001, 40234318002, 40234318003, 40234318004, 40234318005, 40234318006, 40234318007, 40234318008, 40234318009, 40234318010, 40234318011

METHOD BLANK: 2293546 Matrix: Solid
Associated Lab Samples: 40234318001, 40234318002, 40234318003, 40234318004, 40234318005, 40234318006, 40234318007, 40234318008, 40234318009, 40234318010, 40234318011

Parameter	Units	Blank Result	Reporting Limit	Analyzed	Qualifiers
1,1,1,2-Tetrachloroethane	ug/kg	<12.0	50.0	10/04/21 12:16	
1,1,1-Trichloroethane	ug/kg	<12.8	50.0	10/04/21 12:16	
1,1,2,2-Tetrachloroethane	ug/kg	<18.1	50.0	10/04/21 12:16	
1,1,2-Trichloroethane	ug/kg	<18.2	50.0	10/04/21 12:16	
1,1-Dichloroethane	ug/kg	<12.8	50.0	10/04/21 12:16	
1,1-Dichloroethene	ug/kg	<16.6	50.0	10/04/21 12:16	
1,1-Dichloropropene	ug/kg	<16.2	50.0	10/04/21 12:16	
1,2,3-Trichlorobenzene	ug/kg	<55.7	250	10/04/21 12:16	
1,2,3-Trichloropropane	ug/kg	<24.3	50.0	10/04/21 12:16	
1,2,4-Trichlorobenzene	ug/kg	<41.2	250	10/04/21 12:16	
1,2,4-Trimethylbenzene	ug/kg	<14.9	50.0	10/04/21 12:16	
1,2-Dibromo-3-chloropropane	ug/kg	<38.8	250	10/04/21 12:16	
1,2-Dibromoethane (EDB)	ug/kg	<13.7	50.0	10/04/21 12:16	
1,2-Dichlorobenzene	ug/kg	<15.5	50.0	10/04/21 12:16	
1,2-Dichloroethane	ug/kg	<11.5	50.0	10/04/21 12:16	
1,2-Dichloropropane	ug/kg	<11.9	50.0	10/04/21 12:16	
1,3,5-Trimethylbenzene	ug/kg	<16.1	50.0	10/04/21 12:16	
1,3-Dichlorobenzene	ug/kg	<13.7	50.0	10/04/21 12:16	
1,3-Dichloropropane	ug/kg	<10.9	50.0	10/04/21 12:16	
1,4-Dichlorobenzene	ug/kg	<13.7	50.0	10/04/21 12:16	
2,2-Dichloropropane	ug/kg	<13.5	50.0	10/04/21 12:16	
2-Chlorotoluene	ug/kg	<16.2	50.0	10/04/21 12:16	
4-Chlorotoluene	ug/kg	<19.0	50.0	10/04/21 12:16	
Benzene	ug/kg	<11.9	20.0	10/04/21 12:16	
Bromobenzene	ug/kg	<19.5	50.0	10/04/21 12:16	
Bromochloromethane	ug/kg	<13.7	50.0	10/04/21 12:16	
Bromodichloromethane	ug/kg	<11.9	50.0	10/04/21 12:16	
Bromoform	ug/kg	<220	250	10/04/21 12:16	
Bromomethane	ug/kg	<70.1	250	10/04/21 12:16	
Carbon tetrachloride	ug/kg	<11.0	50.0	10/04/21 12:16	
Chlorobenzene	ug/kg	<6.0	50.0	10/04/21 12:16	
Chloroethane	ug/kg	<21.1	250	10/04/21 12:16	
Chloroform	ug/kg	<35.8	250	10/04/21 12:16	
Chloromethane	ug/kg	<19.0	50.0	10/04/21 12:16	
cis-1,2-Dichloroethene	ug/kg	<10.7	50.0	10/04/21 12:16	
cis-1,3-Dichloropropene	ug/kg	<33.0	250	10/04/21 12:16	
Dibromochloromethane	ug/kg	<171	250	10/04/21 12:16	
Dibromomethane	ug/kg	<14.8	50.0	10/04/21 12:16	
Dichlorodifluoromethane	ug/kg	<21.5	50.0	10/04/21 12:16	

Results presented on this page are in the units indicated by the "Units" column except where an alternate unit is presented to the right of the result.

REPORT OF LABORATORY ANALYSIS

This report shall not be reproduced, except in full,
without the written consent of Pace Analytical Services, LLC.

Pace Analytical Services, LLC
1241 Bellevue Street - Suite 9
Green Bay, WI 54302
(920)469-2436

QUALITY CONTROL DATA

Project: J210618 STH 54 SEYMOUR
Pace Project No.: 40234318

METHOD BLANK: 2293546 Matrix: Solid
Associated Lab Samples: 40234318001, 40234318002, 40234318003, 40234318004, 40234318005, 40234318006, 40234318007, 40234318008, 40234318009, 40234318010, 40234318011

Parameter	Units	Blank Result	Reporting Limit	Analyzed	Qualifiers
Diisopropyl ether	ug/kg	<12.4	50.0	10/04/21 12:16	
Ethylbenzene	ug/kg	<11.9	50.0	10/04/21 12:16	
Hexachloro-1,3-butadiene	ug/kg	<99.4	250	10/04/21 12:16	
Isopropylbenzene (Cumene)	ug/kg	<13.5	50.0	10/04/21 12:16	
m&p-Xylene	ug/kg	<21.1	100	10/04/21 12:16	
Methyl-tert-butyl ether	ug/kg	<14.7	50.0	10/04/21 12:16	
Methylene Chloride	ug/kg	<13.9	50.0	10/04/21 12:16	
n-Butylbenzene	ug/kg	<22.9	50.0	10/04/21 12:16	
n-Propylbenzene	ug/kg	<12.0	50.0	10/04/21 12:16	
Naphthalene	ug/kg	<15.6	250	10/04/21 12:16	
o-Xylene	ug/kg	<15.0	50.0	10/04/21 12:16	
p-Isopropyltoluene	ug/kg	<15.2	50.0	10/04/21 12:16	
sec-Butylbenzene	ug/kg	<12.2	50.0	10/04/21 12:16	
Styrene	ug/kg	<12.8	50.0	10/04/21 12:16	
tert-Butylbenzene	ug/kg	<15.7	50.0	10/04/21 12:16	
Tetrachloroethene	ug/kg	<19.4	50.0	10/04/21 12:16	
Toluene	ug/kg	<12.6	50.0	10/04/21 12:16	
trans-1,2-Dichloroethene	ug/kg	<10.8	50.0	10/04/21 12:16	
trans-1,3-Dichloropropene	ug/kg	<143	250	10/04/21 12:16	
Trichloroethene	ug/kg	<18.7	50.0	10/04/21 12:16	
Trichlorofluoromethane	ug/kg	<14.5	50.0	10/04/21 12:16	
Vinyl chloride	ug/kg	<10.1	50.0	10/04/21 12:16	
1,2-Dichlorobenzene-d4 (S)	%	103	82-158	10/04/21 12:16	
4-Bromofluorobenzene (S)	%	106	66-153	10/04/21 12:16	
Toluene-d8 (S)	%	102	67-159	10/04/21 12:16	

LABORATORY CONTROL SAMPLE: 2293547

Parameter	Units	Spike Conc.	LCS Result	LCS % Rec	% Rec Limits	Qualifiers
1,1,1-Trichloroethane	ug/kg	2500	2330	93	70-130	
1,1,2,2-Tetrachloroethane	ug/kg	2500	2600	104	65-129	
1,1,2-Trichloroethane	ug/kg	2500	2460	98	70-130	
1,1-Dichloroethane	ug/kg	2500	2220	89	70-130	
1,1-Dichloroethene	ug/kg	2500	2320	93	67-120	
1,2,4-Trichlorobenzene	ug/kg	2500	2220	89	64-130	
1,2-Dibromo-3-chloropropane	ug/kg	2500	2220	89	57-119	
1,2-Dibromoethane (EDB)	ug/kg	2500	2450	98	70-130	
1,2-Dichlorobenzene	ug/kg	2500	2250	90	70-130	
1,2-Dichloroethane	ug/kg	2500	2370	95	70-130	
1,2-Dichloropropane	ug/kg	2500	2320	93	72-118	
1,3-Dichlorobenzene	ug/kg	2500	2270	91	70-130	
1,4-Dichlorobenzene	ug/kg	2500	2240	89	70-130	
Benzene	ug/kg	2500	2380	95	70-130	

Results presented on this page are in the units indicated by the "Units" column except where an alternate unit is presented to the right of the result.

REPORT OF LABORATORY ANALYSIS

This report shall not be reproduced, except in full,
without the written consent of Pace Analytical Services, LLC.

Pace Analytical Services, LLC
1241 Bellevue Street - Suite 9
Green Bay, WI 54302
(920)469-2436

QUALITY CONTROL DATA

Project: J210618 STH 54 SEYMOUR
Pace Project No.: 40234318

LABORATORY CONTROL SAMPLE: 2293547

Parameter	Units	Spike Conc.	LCS Result	LCS % Rec	% Rec Limits	Qualifiers
Bromodichloromethane	ug/kg	2500	2470	99	70-130	
Bromoform	ug/kg	2500	2160	86	66-130	
Bromomethane	ug/kg	2500	2180	87	13-153	
Carbon tetrachloride	ug/kg	2500	2330	93	73-134	
Chlorobenzene	ug/kg	2500	2410	96	70-130	
Chloroethane	ug/kg	2500	1910	76	19-170	
Chloroform	ug/kg	2500	2450	98	79-120	
Chloromethane	ug/kg	2500	1320	53	45-117	
cis-1,2-Dichloroethene	ug/kg	2500	2330	93	70-130	
cis-1,3-Dichloropropene	ug/kg	2500	2390	95	68-130	
Dibromochloromethane	ug/kg	2500	2330	93	70-130	
Dichlorodifluoromethane	ug/kg	2500	850	34	15-135	
Ethylbenzene	ug/kg	2500	2340	93	78-120	
Isopropylbenzene (Cumene)	ug/kg	2500	2330	93	70-130	
m&p-Xylene	ug/kg	5000	4560	91	70-130	
Methyl-tert-butyl ether	ug/kg	2500	2370	95	65-130	
Methylene Chloride	ug/kg	2500	2450	98	70-130	
o-Xylene	ug/kg	2500	2260	90	70-130	
Styrene	ug/kg	2500	2360	94	70-130	
Tetrachloroethene	ug/kg	2500	2430	97	70-130	
Toluene	ug/kg	2500	2280	91	76-120	
trans-1,2-Dichloroethene	ug/kg	2500	2360	94	70-130	
trans-1,3-Dichloropropene	ug/kg	2500	2230	89	70-130	
Trichloroethene	ug/kg	2500	2480	99	70-130	
Trichlorofluoromethane	ug/kg	2500	1980	79	49-153	
Vinyl chloride	ug/kg	2500	1810	72	58-121	
1,2-Dichlorobenzene-d4 (S)	%			92	82-158	
4-Bromofluorobenzene (S)	%			99	66-153	
Toluene-d8 (S)	%			97	67-159	

MATRIX SPIKE & MATRIX SPIKE DUPLICATE: 2293548 2293549

Parameter	Units	40234176006 Result	MS Spike Conc.	MSD Spike Conc.	MS Result	MSD Result	MS % Rec	MSD % Rec	% Rec Limits	RPD	Max RPD	Qual
1,1,1-Trichloroethane	ug/kg	<19.5	1530	1530	1170	1270	77	83	70-130	8	20	
1,1,2,2-Tetrachloroethane	ug/kg	<27.5	1530	1530	1540	1620	101	107	65-129	5	20	
1,1,2-Trichloroethane	ug/kg	<27.7	1530	1530	1540	1560	101	103	70-130	1	20	
1,1-Dichloroethane	ug/kg	<19.5	1530	1530	1230	1350	81	89	70-130	9	20	
1,1-Dichloroethene	ug/kg	<25.3	1530	1530	1080	1140	71	75	64-120	5	20	
1,2,4-Trichlorobenzene	ug/kg	<62.7	1530	1530	1500	1490	98	98	64-130	0	20	
1,2-Dibromo-3-chloropropane	ug/kg	<59.0	1530	1530	1440	1320	94	87	57-130	8	21	
1,2-Dibromoethane (EDB)	ug/kg	<20.8	1530	1530	1400	1570	92	103	70-130	12	20	
1,2-Dichlorobenzene	ug/kg	<23.6	1530	1530	1490	1450	98	95	70-130	3	20	
1,2-Dichloroethane	ug/kg	<17.5	1530	1530	1370	1460	90	96	70-130	6	20	

Results presented on this page are in the units indicated by the "Units" column except where an alternate unit is presented to the right of the result.

REPORT OF LABORATORY ANALYSIS

This report shall not be reproduced, except in full,
without the written consent of Pace Analytical Services, LLC.

Pace Analytical Services, LLC
1241 Bellevue Street - Suite 9
Green Bay, WI 54302
(920)469-2436

QUALITY CONTROL DATA

Project: J210618 STH 54 SEYMOUR
Pace Project No.: 40234318

MATRIX SPIKE & MATRIX SPIKE DUPLICATE: 2293548 2293549

Parameter	Units	40234176006 Result	MS Spike Conc.	MSD Spike Conc.	MS Result	MSD Result	MS % Rec	MSD % Rec	% Rec Limits	RPD	Max RPD	Qual
1,2-Dichloropropane	ug/kg	<18.1	1530	1530	1360	1420	90	93	72-122	4	20	
1,3-Dichlorobenzene	ug/kg	<20.8	1530	1530	1410	1480	92	97	70-130	5	20	
1,4-Dichlorobenzene	ug/kg	<20.8	1530	1530	1440	1440	95	95	70-130	0	20	
Benzene	ug/kg	<18.1	1530	1530	1320	1430	87	94	70-130	8	20	
Bromodichloromethane	ug/kg	<18.1	1530	1530	1330	1500	88	98	70-130	12	20	
Bromoform	ug/kg	<335	1530	1530	1520	1430	100	94	66-130	6	20	
Bromomethane	ug/kg	<107	1530	1530	1110	1220	73	80	13-153	9	20	
Carbon tetrachloride	ug/kg	<16.7	1530	1530	1060	1220	70	80	67-134	14	20	
Chlorobenzene	ug/kg	<9.1	1530	1530	1440	1490	94	98	70-130	3	20	
Chloroethane	ug/kg	<32.1	1530	1530	1010	1070	66	70	11-195	6	20	
Chloroform	ug/kg	<54.5	1530	1530	1390	1490	91	98	79-120	8	20	
Chloromethane	ug/kg	<28.9	1530	1530	577	612	38	40	30-136	6	20	
cis-1,2-Dichloroethene	ug/kg	<16.3	1530	1530	1370	1500	90	98	70-130	9	20	
cis-1,3-Dichloropropene	ug/kg	<50.2	1530	1530	1350	1390	88	91	68-130	3	20	
Dibromochloromethane	ug/kg	<260	1530	1530	1280	1400	84	92	70-130	9	20	
Dichlorodifluoromethane	ug/kg	<32.7	1530	1530	170	228	11	15	10-158	29	25	R1
Ethylbenzene	ug/kg	<18.1	1530	1530	1320	1410	87	93	78-120	6	20	
Isopropylbenzene (Cumene)	ug/kg	<20.5	1530	1530	1290	1360	85	90	70-130	5	20	
m&p-Xylene	ug/kg	<32.1	3040	3040	2640	2720	87	89	70-130	3	20	
Methyl-tert-butyl ether	ug/kg	<22.4	1530	1530	1360	1390	89	91	65-130	2	20	
Methylene Chloride	ug/kg	<21.1	1530	1530	1420	1440	93	94	70-130	1	20	
o-Xylene	ug/kg	<22.8	1530	1530	1360	1380	89	91	70-130	2	20	
Styrene	ug/kg	<19.5	1530	1530	1380	1420	91	93	70-130	3	20	
Tetrachloroethene	ug/kg	<29.5	1530	1530	1300	1390	86	91	70-130	6	20	
Toluene	ug/kg	<19.2	1530	1530	1330	1390	87	91	76-120	4	20	
trans-1,2-Dichloroethene	ug/kg	<16.4	1530	1530	1300	1360	85	90	70-130	5	20	
trans-1,3-Dichloropropene	ug/kg	<218	1530	1530	1260	1340	83	88	70-130	6	20	
Trichloroethene	ug/kg	<28.5	1530	1530	1400	1420	92	93	70-130	1	20	
Trichlorofluoromethane	ug/kg	<22.1	1530	1530	768	874	50	57	42-159	13	21	
Vinyl chloride	ug/kg	<15.4	1530	1530	784	832	52	55	43-137	6	20	
1,2-Dichlorobenzene-d4 (S)	%						130	124	82-158			
4-Bromofluorobenzene (S)	%						138	131	66-153			
Toluene-d8 (S)	%						129	125	67-159			

Results presented on this page are in the units indicated by the "Units" column except where an alternate unit is presented to the right of the result.

REPORT OF LABORATORY ANALYSIS

This report shall not be reproduced, except in full,
without the written consent of Pace Analytical Services, LLC.

Pace Analytical Services, LLC
1241 Bellevue Street - Suite 9
Green Bay, WI 54302
(920)469-2436

QUALITY CONTROL DATA

Project: J210618 STH 54 SEYMOUR
Pace Project No.: 40234318

QC Batch: 397533
QC Batch Method: EPA 5035/5030B
Analysis Method: EPA 8260
Analysis Description: 8260 MSV Med Level Normal List
Laboratory: Pace Analytical Services - Green Bay

Associated Lab Samples: 40234318012

METHOD BLANK: 2294160 Matrix: Solid
Associated Lab Samples: 40234318012

Parameter	Units	Blank Result	Reporting Limit	Analyzed	Qualifiers
1,1,1,2-Tetrachloroethane	ug/kg	<12.0	50.0	10/05/21 10:16	
1,1,1-Trichloroethane	ug/kg	<12.8	50.0	10/05/21 10:16	
1,1,2,2-Tetrachloroethane	ug/kg	<18.1	50.0	10/05/21 10:16	
1,1,2-Trichloroethane	ug/kg	<18.2	50.0	10/05/21 10:16	
1,1-Dichloroethane	ug/kg	<12.8	50.0	10/05/21 10:16	
1,1-Dichloroethene	ug/kg	<16.6	50.0	10/05/21 10:16	
1,1-Dichloropropene	ug/kg	<16.2	50.0	10/05/21 10:16	
1,2,3-Trichlorobenzene	ug/kg	<55.7	250	10/05/21 10:16	
1,2,3-Trichloropropane	ug/kg	<24.3	50.0	10/05/21 10:16	
1,2,4-Trichlorobenzene	ug/kg	<41.2	250	10/05/21 10:16	
1,2,4-Trimethylbenzene	ug/kg	<14.9	50.0	10/05/21 10:16	
1,2-Dibromo-3-chloropropane	ug/kg	<38.8	250	10/05/21 10:16	
1,2-Dibromoethane (EDB)	ug/kg	<13.7	50.0	10/05/21 10:16	
1,2-Dichlorobenzene	ug/kg	<15.5	50.0	10/05/21 10:16	
1,2-Dichloroethane	ug/kg	<11.5	50.0	10/05/21 10:16	
1,2-Dichloropropane	ug/kg	<11.9	50.0	10/05/21 10:16	
1,3,5-Trimethylbenzene	ug/kg	<16.1	50.0	10/05/21 10:16	
1,3-Dichlorobenzene	ug/kg	<13.7	50.0	10/05/21 10:16	
1,3-Dichloropropane	ug/kg	<10.9	50.0	10/05/21 10:16	
1,4-Dichlorobenzene	ug/kg	<13.7	50.0	10/05/21 10:16	
2,2-Dichloropropane	ug/kg	<13.5	50.0	10/05/21 10:16	
2-Chlorotoluene	ug/kg	<16.2	50.0	10/05/21 10:16	
4-Chlorotoluene	ug/kg	<19.0	50.0	10/05/21 10:16	
Benzene	ug/kg	<11.9	20.0	10/05/21 10:16	
Bromobenzene	ug/kg	<19.5	50.0	10/05/21 10:16	
Bromochloromethane	ug/kg	<13.7	50.0	10/05/21 10:16	
Bromodichloromethane	ug/kg	<11.9	50.0	10/05/21 10:16	
Bromoform	ug/kg	<220	250	10/05/21 10:16	
Bromomethane	ug/kg	<70.1	250	10/05/21 10:16	
Carbon tetrachloride	ug/kg	<11.0	50.0	10/05/21 10:16	
Chlorobenzene	ug/kg	<6.0	50.0	10/05/21 10:16	
Chloroethane	ug/kg	<21.1	250	10/05/21 10:16	
Chloroform	ug/kg	<35.8	250	10/05/21 10:16	
Chloromethane	ug/kg	<19.0	50.0	10/05/21 10:16	
cis-1,2-Dichloroethene	ug/kg	<10.7	50.0	10/05/21 10:16	
cis-1,3-Dichloropropene	ug/kg	<33.0	250	10/05/21 10:16	
Dibromochloromethane	ug/kg	<171	250	10/05/21 10:16	
Dibromomethane	ug/kg	<14.8	50.0	10/05/21 10:16	
Dichlorodifluoromethane	ug/kg	<21.5	50.0	10/05/21 10:16	
Diisopropyl ether	ug/kg	<12.4	50.0	10/05/21 10:16	

Results presented on this page are in the units indicated by the "Units" column except where an alternate unit is presented to the right of the result.

REPORT OF LABORATORY ANALYSIS

This report shall not be reproduced, except in full,
without the written consent of Pace Analytical Services, LLC.

Pace Analytical Services, LLC
1241 Bellevue Street - Suite 9
Green Bay, WI 54302
(920)469-2436

QUALITY CONTROL DATA

Project: J210618 STH 54 SEYMOUR
Pace Project No.: 40234318

METHOD BLANK: 2294160 Matrix: Solid
Associated Lab Samples: 40234318012

Parameter	Units	Blank Result	Reporting Limit	Analyzed	Qualifiers
Ethylbenzene	ug/kg	<11.9	50.0	10/05/21 10:16	
Hexachloro-1,3-butadiene	ug/kg	<99.4	250	10/05/21 10:16	
Isopropylbenzene (Cumene)	ug/kg	<13.5	50.0	10/05/21 10:16	
m&p-Xylene	ug/kg	<21.1	100	10/05/21 10:16	
Methyl-tert-butyl ether	ug/kg	<14.7	50.0	10/05/21 10:16	
Methylene Chloride	ug/kg	<13.9	50.0	10/05/21 10:16	
n-Butylbenzene	ug/kg	<22.9	50.0	10/05/21 10:16	
n-Propylbenzene	ug/kg	<12.0	50.0	10/05/21 10:16	
Naphthalene	ug/kg	<15.6	250	10/05/21 10:16	
o-Xylene	ug/kg	<15.0	50.0	10/05/21 10:16	
p-Isopropyltoluene	ug/kg	<15.2	50.0	10/05/21 10:16	
sec-Butylbenzene	ug/kg	<12.2	50.0	10/05/21 10:16	
Styrene	ug/kg	<12.8	50.0	10/05/21 10:16	
tert-Butylbenzene	ug/kg	<15.7	50.0	10/05/21 10:16	
Tetrachloroethene	ug/kg	<19.4	50.0	10/05/21 10:16	
Toluene	ug/kg	<12.6	50.0	10/05/21 10:16	
trans-1,2-Dichloroethene	ug/kg	<10.8	50.0	10/05/21 10:16	
trans-1,3-Dichloropropene	ug/kg	<143	250	10/05/21 10:16	
Trichloroethene	ug/kg	<18.7	50.0	10/05/21 10:16	
Trichlorofluoromethane	ug/kg	<14.5	50.0	10/05/21 10:16	
Vinyl chloride	ug/kg	<10.1	50.0	10/05/21 10:16	
1,2-Dichlorobenzene-d4 (S)	%	104	82-158	10/05/21 10:16	
4-Bromofluorobenzene (S)	%	112	66-153	10/05/21 10:16	
Toluene-d8 (S)	%	109	67-159	10/05/21 10:16	

LABORATORY CONTROL SAMPLE: 2294161

Parameter	Units	Spike Conc.	LCS Result	LCS % Rec	% Rec Limits	Qualifiers
1,1,1-Trichloroethane	ug/kg	2500	2390	95	70-130	
1,1,2,2-Tetrachloroethane	ug/kg	2500	2770	111	65-129	
1,1,2-Trichloroethane	ug/kg	2500	2690	108	70-130	
1,1-Dichloroethane	ug/kg	2500	2790	112	70-130	
1,1-Dichloroethene	ug/kg	2500	2420	97	67-120	
1,2,4-Trichlorobenzene	ug/kg	2500	2460	98	64-130	
1,2-Dibromo-3-chloropropane	ug/kg	2500	2370	95	57-119	
1,2-Dibromoethane (EDB)	ug/kg	2500	2430	97	70-130	
1,2-Dichlorobenzene	ug/kg	2500	2520	101	70-130	
1,2-Dichloroethane	ug/kg	2500	2750	110	70-130	
1,2-Dichloropropane	ug/kg	2500	2740	110	72-118	
1,3-Dichlorobenzene	ug/kg	2500	2470	99	70-130	
1,4-Dichlorobenzene	ug/kg	2500	2560	102	70-130	
Benzene	ug/kg	2500	2560	102	70-130	
Bromodichloromethane	ug/kg	2500	2380	95	70-130	
Bromoform	ug/kg	2500	1880	75	66-130	

Results presented on this page are in the units indicated by the "Units" column except where an alternate unit is presented to the right of the result.

REPORT OF LABORATORY ANALYSIS

This report shall not be reproduced, except in full,
without the written consent of Pace Analytical Services, LLC.

Pace Analytical Services, LLC
1241 Bellevue Street - Suite 9
Green Bay, WI 54302
(920)469-2436

QUALITY CONTROL DATA

Project: J210618 STH 54 SEYMOUR
Pace Project No.: 40234318

LABORATORY CONTROL SAMPLE: 2294161

Parameter	Units	Spike Conc.	LCS Result	LCS % Rec	% Rec Limits	Qualifiers
Bromomethane	ug/kg	2500	2570	103	13-153	
Carbon tetrachloride	ug/kg	2500	2330	93	73-134	
Chlorobenzene	ug/kg	2500	2510	100	70-130	
Chloroethane	ug/kg	2500	2910	117	19-170	
Chloroform	ug/kg	2500	2600	104	79-120	
Chloromethane	ug/kg	2500	2410	96	45-117	
cis-1,2-Dichloroethene	ug/kg	2500	2450	98	70-130	
cis-1,3-Dichloropropene	ug/kg	2500	2510	101	68-130	
Dibromochloromethane	ug/kg	2500	2300	92	70-130	
Dichlorodifluoromethane	ug/kg	2500	1620	65	15-135	
Ethylbenzene	ug/kg	2500	2580	103	78-120	
Isopropylbenzene (Cumene)	ug/kg	2500	2510	100	70-130	
m&p-Xylene	ug/kg	5000	5190	104	70-130	
Methyl-tert-butyl ether	ug/kg	2500	2150	86	65-130	
Methylene Chloride	ug/kg	2500	2530	101	70-130	
o-Xylene	ug/kg	2500	2580	103	70-130	
Styrene	ug/kg	2500	2650	106	70-130	
Tetrachloroethene	ug/kg	2500	2290	91	70-130	
Toluene	ug/kg	2500	2560	102	76-120	
trans-1,2-Dichloroethene	ug/kg	2500	2470	99	70-130	
trans-1,3-Dichloropropene	ug/kg	2500	2510	100	70-130	
Trichloroethene	ug/kg	2500	2420	97	70-130	
Trichlorofluoromethane	ug/kg	2500	2440	98	49-153	
Vinyl chloride	ug/kg	2500	2610	105	58-121	
1,2-Dichlorobenzene-d4 (S)	%			103	82-158	
4-Bromofluorobenzene (S)	%			110	66-153	
Toluene-d8 (S)	%			109	67-159	

MATRIX SPIKE & MATRIX SPIKE DUPLICATE: 2294162 2294163

Parameter	Units	40234360005 Result	MS Spike Conc.	MSD Spike Conc.	MS Result	MSD Result	MS % Rec	MSD % Rec	% Rec Limits	RPD	Max RPD	Qual
1,1,1-Trichloroethane	ug/kg	<15.5	1220	1220	1020	972	84	80	70-130	4	20	
1,1,2,2-Tetrachloroethane	ug/kg	<22.0	1220	1220	1510	1310	124	108	65-129	14	20	
1,1,2-Trichloroethane	ug/kg	<22.1	1220	1220	1400	1340	115	110	70-130	5	20	
1,1-Dichloroethane	ug/kg	<15.5	1220	1220	1380	1300	114	107	70-130	6	20	
1,1-Dichloroethene	ug/kg	<20.2	1220	1220	1030	927	85	76	64-120	10	20	
1,2,4-Trichlorobenzene	ug/kg	<50.0	1220	1220	1440	1310	119	108	64-130	9	20	
1,2-Dibromo-3-chloropropane	ug/kg	<47.1	1220	1220	1200	1140	99	94	57-130	6	21	
1,2-Dibromoethane (EDB)	ug/kg	<16.6	1220	1220	1270	1200	105	99	70-130	5	20	
1,2-Dichlorobenzene	ug/kg	<18.8	1220	1220	1430	1270	118	105	70-130	11	20	
1,2-Dichloroethane	ug/kg	<14.0	1220	1220	1430	1360	118	112	70-130	5	20	
1,2-Dichloropropane	ug/kg	<14.4	1220	1220	1400	1300	115	107	72-122	8	20	
1,3-Dichlorobenzene	ug/kg	<16.6	1220	1220	1350	1230	112	101	70-130	10	20	

Results presented on this page are in the units indicated by the "Units" column except where an alternate unit is presented to the right of the result.

REPORT OF LABORATORY ANALYSIS

This report shall not be reproduced, except in full,
without the written consent of Pace Analytical Services, LLC.

Pace Analytical Services, LLC
1241 Bellevue Street - Suite 9
Green Bay, WI 54302
(920)469-2436

QUALITY CONTROL DATA

Project: J210618 STH 54 SEYMOUR
Pace Project No.: 40234318

MATRIX SPIKE & MATRIX SPIKE DUPLICATE: 2294162 2294163

Parameter	Units	40234360005 Result	MS Spike Conc.	MSD Spike Conc.	MS Result	MSD Result	MS % Rec	MSD % Rec	% Rec Limits	RPD	Max RPD	Qual
1,4-Dichlorobenzene	ug/kg	<16.6	1220	1220	1350	1270	111	105	70-130	6	20	
Benzene	ug/kg	<14.4	1220	1220	1250	1170	103	97	70-130	6	20	
Bromodichloromethane	ug/kg	<14.4	1220	1220	1160	1130	96	93	70-130	2	20	
Bromoform	ug/kg	<267	1220	1220	1020	942	84	78	66-130	8	20	
Bromomethane	ug/kg	<85.1	1220	1220	1370	1310	113	108	13-153	5	20	
Carbon tetrachloride	ug/kg	<13.4	1220	1220	939	893	77	74	67-134	5	20	
Chlorobenzene	ug/kg	<7.3	1220	1220	1360	1240	112	102	70-130	10	20	
Chloroethane	ug/kg	<25.6	1220	1220	1390	1370	114	112	11-195	2	20	
Chloroform	ug/kg	<43.5	1220	1220	1310	1250	108	103	79-120	4	20	
Chloromethane	ug/kg	<23.1	1220	1220	1090	1050	90	86	30-136	4	20	
cis-1,2-Dichloroethene	ug/kg	<13.0	1220	1220	1240	1170	102	96	70-130	6	20	
cis-1,3-Dichloropropene	ug/kg	<40.1	1220	1220	1210	1130	99	93	68-130	7	20	
Dibromochloromethane	ug/kg	<208	1220	1220	1170	1090	96	90	70-130	6	20	
Dichlorodifluoromethane	ug/kg	<26.1	1220	1220	539	486	44	40	10-158	10	25	
Ethylbenzene	ug/kg	<14.4	1220	1220	1270	1180	105	97	78-120	8	20	
Isopropylbenzene (Cumene)	ug/kg	<16.4	1220	1220	1200	1140	99	94	70-130	5	20	
m&p-Xylene	ug/kg	<25.6	2420	2420	2570	2370	106	98	70-130	8	20	
Methyl-tert-butyl ether	ug/kg	<17.8	1220	1220	1110	1050	92	87	65-130	6	20	
Methylene Chloride	ug/kg	<16.9	1220	1220	1330	1260	110	104	70-130	6	20	
o-Xylene	ug/kg	<18.2	1220	1220	1340	1240	110	102	70-130	7	20	
Styrene	ug/kg	<15.5	1220	1220	1340	1270	111	105	70-130	5	20	
Tetrachloroethene	ug/kg	<23.6	1220	1220	1060	995	87	82	70-130	6	20	
Toluene	ug/kg	<15.3	1220	1220	1310	1240	108	102	76-120	6	20	
trans-1,2-Dichloroethene	ug/kg	<13.1	1220	1220	1160	1120	95	92	70-130	3	20	
trans-1,3-Dichloropropene	ug/kg	<174	1220	1220	1240	1170	102	96	70-130	6	20	
Trichloroethene	ug/kg	<22.7	1220	1220	1150	1130	95	93	70-130	2	20	
Trichlorofluoromethane	ug/kg	<17.6	1220	1220	908	801	75	66	42-159	12	21	
Vinyl chloride	ug/kg	<12.3	1220	1220	1040	971	86	80	43-137	7	20	
1,2-Dichlorobenzene-d4 (S)	%						120	118	82-158			
4-Bromofluorobenzene (S)	%						127	123	66-153			
Toluene-d8 (S)	%						129	128	67-159			

Results presented on this page are in the units indicated by the "Units" column except where an alternate unit is presented to the right of the result.

REPORT OF LABORATORY ANALYSIS

This report shall not be reproduced, except in full,
without the written consent of Pace Analytical Services, LLC.

Pace Analytical Services, LLC
1241 Bellevue Street - Suite 9
Green Bay, WI 54302
(920)469-2436

QUALITY CONTROL DATA

Project: J210618 STH 54 SEYMOUR
Pace Project No.: 40234318

QC Batch: 397784
QC Batch Method: EPA 5035/5030B
Analysis Method: EPA 8260
Analysis Description: 8260 MSV Med Level Normal List
Laboratory: Pace Analytical Services - Green Bay
Associated Lab Samples: 40234318013, 40234318014, 40234318015, 40234318016, 40234318017, 40234318018, 40234318019

METHOD BLANK: 2296137 Matrix: Solid
Associated Lab Samples: 40234318013, 40234318014, 40234318015, 40234318016, 40234318017, 40234318018, 40234318019

Parameter	Units	Blank Result	Reporting Limit	Analyzed	Qualifiers
1,1,1,2-Tetrachloroethane	ug/kg	<12.0	50.0	10/07/21 13:53	
1,1,1-Trichloroethane	ug/kg	<12.8	50.0	10/07/21 13:53	
1,1,2,2-Tetrachloroethane	ug/kg	<18.1	50.0	10/07/21 13:53	
1,1,2-Trichloroethane	ug/kg	<18.2	50.0	10/07/21 13:53	
1,1-Dichloroethane	ug/kg	<12.8	50.0	10/07/21 13:53	
1,1-Dichloroethene	ug/kg	<16.6	50.0	10/07/21 13:53	
1,1-Dichloropropene	ug/kg	<16.2	50.0	10/07/21 13:53	
1,2,3-Trichlorobenzene	ug/kg	<55.7	250	10/07/21 13:53	
1,2,3-Trichloropropane	ug/kg	<24.3	50.0	10/07/21 13:53	
1,2,4-Trichlorobenzene	ug/kg	<41.2	250	10/07/21 13:53	
1,2,4-Trimethylbenzene	ug/kg	<14.9	50.0	10/07/21 13:53	
1,2-Dibromo-3-chloropropane	ug/kg	<38.8	250	10/07/21 13:53	
1,2-Dibromoethane (EDB)	ug/kg	<13.7	50.0	10/07/21 13:53	
1,2-Dichlorobenzene	ug/kg	<15.5	50.0	10/07/21 13:53	
1,2-Dichloroethane	ug/kg	<11.5	50.0	10/07/21 13:53	
1,2-Dichloropropane	ug/kg	<11.9	50.0	10/07/21 13:53	
1,3,5-Trimethylbenzene	ug/kg	<16.1	50.0	10/07/21 13:53	
1,3-Dichlorobenzene	ug/kg	<13.7	50.0	10/07/21 13:53	
1,3-Dichloropropane	ug/kg	<10.9	50.0	10/07/21 13:53	
1,4-Dichlorobenzene	ug/kg	<13.7	50.0	10/07/21 13:53	
2,2-Dichloropropane	ug/kg	<13.5	50.0	10/07/21 13:53	
2-Chlorotoluene	ug/kg	<16.2	50.0	10/07/21 13:53	
4-Chlorotoluene	ug/kg	<19.0	50.0	10/07/21 13:53	
Benzene	ug/kg	<11.9	20.0	10/07/21 13:53	
Bromobenzene	ug/kg	<19.5	50.0	10/07/21 13:53	
Bromochloromethane	ug/kg	<13.7	50.0	10/07/21 13:53	
Bromodichloromethane	ug/kg	<11.9	50.0	10/07/21 13:53	
Bromoform	ug/kg	<220	250	10/07/21 13:53	
Bromomethane	ug/kg	<70.1	250	10/07/21 13:53	
Carbon tetrachloride	ug/kg	<11.0	50.0	10/07/21 13:53	
Chlorobenzene	ug/kg	<6.0	50.0	10/07/21 13:53	
Chloroethane	ug/kg	<21.1	250	10/07/21 13:53	
Chloroform	ug/kg	<35.8	250	10/07/21 13:53	
Chloromethane	ug/kg	<19.0	50.0	10/07/21 13:53	
cis-1,2-Dichloroethene	ug/kg	<10.7	50.0	10/07/21 13:53	
cis-1,3-Dichloropropene	ug/kg	<33.0	250	10/07/21 13:53	
Dibromochloromethane	ug/kg	<171	250	10/07/21 13:53	
Dibromomethane	ug/kg	<14.8	50.0	10/07/21 13:53	
Dichlorodifluoromethane	ug/kg	<21.5	50.0	10/07/21 13:53	
Diisopropyl ether	ug/kg	<12.4	50.0	10/07/21 13:53	

Results presented on this page are in the units indicated by the "Units" column except where an alternate unit is presented to the right of the result.

REPORT OF LABORATORY ANALYSIS

This report shall not be reproduced, except in full,
without the written consent of Pace Analytical Services, LLC.

Pace Analytical Services, LLC
1241 Bellevue Street - Suite 9
Green Bay, WI 54302
(920)469-2436

QUALITY CONTROL DATA

Project: J210618 STH 54 SEYMOUR
Pace Project No.: 40234318

METHOD BLANK: 2296137 Matrix: Solid
Associated Lab Samples: 40234318013, 40234318014, 40234318015, 40234318016, 40234318017, 40234318018, 40234318019

Parameter	Units	Blank Result	Reporting Limit	Analyzed	Qualifiers
Ethylbenzene	ug/kg	<11.9	50.0	10/07/21 13:53	
Hexachloro-1,3-butadiene	ug/kg	<99.4	250	10/07/21 13:53	
Isopropylbenzene (Cumene)	ug/kg	<13.5	50.0	10/07/21 13:53	
m&p-Xylene	ug/kg	<21.1	100	10/07/21 13:53	
Methyl-tert-butyl ether	ug/kg	<14.7	50.0	10/07/21 13:53	
Methylene Chloride	ug/kg	<13.9	50.0	10/07/21 13:53	
n-Butylbenzene	ug/kg	25.4J	50.0	10/07/21 13:53	
n-Propylbenzene	ug/kg	<12.0	50.0	10/07/21 13:53	
Naphthalene	ug/kg	22.0J	250	10/07/21 13:53	
o-Xylene	ug/kg	<15.0	50.0	10/07/21 13:53	
p-Isopropyltoluene	ug/kg	15.6J	50.0	10/07/21 13:53	
sec-Butylbenzene	ug/kg	17.2J	50.0	10/07/21 13:53	
Styrene	ug/kg	<12.8	50.0	10/07/21 13:53	
tert-Butylbenzene	ug/kg	<15.7	50.0	10/07/21 13:53	
Tetrachloroethene	ug/kg	<19.4	50.0	10/07/21 13:53	
Toluene	ug/kg	<12.6	50.0	10/07/21 13:53	
trans-1,2-Dichloroethene	ug/kg	<10.8	50.0	10/07/21 13:53	
trans-1,3-Dichloropropene	ug/kg	<143	250	10/07/21 13:53	
Trichloroethene	ug/kg	<18.7	50.0	10/07/21 13:53	
Trichlorofluoromethane	ug/kg	<14.5	50.0	10/07/21 13:53	
Vinyl chloride	ug/kg	<10.1	50.0	10/07/21 13:53	
1,2-Dichlorobenzene-d4 (S)	%	100	82-158	10/07/21 13:53	
4-Bromofluorobenzene (S)	%	104	66-153	10/07/21 13:53	
Toluene-d8 (S)	%	108	67-159	10/07/21 13:53	

LABORATORY CONTROL SAMPLE: 2296138

Parameter	Units	Spike Conc.	LCS Result	LCS % Rec	% Rec Limits	Qualifiers
1,1,1-Trichloroethane	ug/kg	2500	2500	100	70-130	
1,1,2,2-Tetrachloroethane	ug/kg	2500	2990	120	65-129	
1,1,2-Trichloroethane	ug/kg	2500	2800	112	70-130	
1,1-Dichloroethane	ug/kg	2500	2940	118	70-130	
1,1-Dichloroethene	ug/kg	2500	2470	99	67-120	
1,2,4-Trichlorobenzene	ug/kg	2500	2570	103	64-130	
1,2-Dibromo-3-chloropropane	ug/kg	2500	2730	109	57-119	
1,2-Dibromoethane (EDB)	ug/kg	2500	2700	108	70-130	
1,2-Dichlorobenzene	ug/kg	2500	2640	106	70-130	
1,2-Dichloroethane	ug/kg	2500	2840	114	70-130	
1,2-Dichloropropane	ug/kg	2500	2890	115	72-118	
1,3-Dichlorobenzene	ug/kg	2500	2570	103	70-130	
1,4-Dichlorobenzene	ug/kg	2500	2580	103	70-130	
Benzene	ug/kg	2500	2610	104	70-130	
Bromodichloromethane	ug/kg	2500	2490	100	70-130	
Bromoform	ug/kg	2500	2130	85	66-130	

Results presented on this page are in the units indicated by the "Units" column except where an alternate unit is presented to the right of the result.

REPORT OF LABORATORY ANALYSIS

This report shall not be reproduced, except in full,
without the written consent of Pace Analytical Services, LLC.

Pace Analytical Services, LLC
1241 Bellevue Street - Suite 9
Green Bay, WI 54302
(920)469-2436

QUALITY CONTROL DATA

Project: J210618 STH 54 SEYMOUR
Pace Project No.: 40234318

LABORATORY CONTROL SAMPLE: 2296138

Parameter	Units	Spike Conc.	LCS Result	LCS % Rec	% Rec Limits	Qualifiers
Bromomethane	ug/kg	2500	2550	102	13-153	
Carbon tetrachloride	ug/kg	2500	2440	98	73-134	
Chlorobenzene	ug/kg	2500	2670	107	70-130	
Chloroethane	ug/kg	2500	2970	119	19-170	
Chloroform	ug/kg	2500	2690	107	79-120	
Chloromethane	ug/kg	2500	2500	100	45-117	
cis-1,2-Dichloroethene	ug/kg	2500	2490	100	70-130	
cis-1,3-Dichloropropene	ug/kg	2500	2640	106	68-130	
Dibromochloromethane	ug/kg	2500	2550	102	70-130	
Dichlorodifluoromethane	ug/kg	2500	1520	61	15-135	
Ethylbenzene	ug/kg	2500	2650	106	78-120	
Isopropylbenzene (Cumene)	ug/kg	2500	2540	102	70-130	
m&p-Xylene	ug/kg	5000	5150	103	70-130	
Methyl-tert-butyl ether	ug/kg	2500	2430	97	65-130	
Methylene Chloride	ug/kg	2500	2640	106	70-130	
o-Xylene	ug/kg	2500	2600	104	70-130	
Styrene	ug/kg	2500	2660	107	70-130	
Tetrachloroethene	ug/kg	2500	2420	97	70-130	
Toluene	ug/kg	2500	2730	109	76-120	
trans-1,2-Dichloroethene	ug/kg	2500	2520	101	70-130	
trans-1,3-Dichloropropene	ug/kg	2500	2770	111	70-130	
Trichloroethene	ug/kg	2500	2490	100	70-130	
Trichlorofluoromethane	ug/kg	2500	2390	95	49-153	
Vinyl chloride	ug/kg	2500	2750	110	58-121	
1,2-Dichlorobenzene-d4 (S)	%			106	82-158	
4-Bromofluorobenzene (S)	%			108	66-153	
Toluene-d8 (S)	%			113	67-159	

MATRIX SPIKE & MATRIX SPIKE DUPLICATE: 2296139 2296140

Parameter	Units	40234318019 Result	MS Spike Conc.	MSD Spike Conc.	MS Result	MSD Result	MS % Rec	MSD % Rec	% Rec Limits	RPD	Max RPD	Qual
1,1,1-Trichloroethane	ug/kg	<16.2	1270	1270	953	1100	75	87	70-130	14	20	
1,1,2,2-Tetrachloroethane	ug/kg	<22.9	1270	1270	1500	1540	118	122	65-129	3	20	
1,1,2-Trichloroethane	ug/kg	<23.0	1270	1270	1400	1460	111	115	70-130	4	20	
1,1-Dichloroethane	ug/kg	<16.2	1270	1270	1340	1410	106	112	70-130	5	20	
1,1-Dichloroethene	ug/kg	<21.0	1270	1270	920	1080	73	85	64-120	16	20	
1,2,4-Trichlorobenzene	ug/kg	<52.1	1270	1270	1390	1410	110	111	64-130	1	20	
1,2-Dibromo-3-chloropropane	ug/kg	<49.1	1270	1270	1340	1440	106	114	57-130	7	21	
1,2-Dibromoethane (EDB)	ug/kg	<17.3	1270	1270	1210	1290	96	102	70-130	7	20	
1,2-Dichlorobenzene	ug/kg	<19.6	1270	1270	1360	1420	108	112	70-130	4	20	
1,2-Dichloroethane	ug/kg	<14.5	1270	1270	1400	1410	111	112	70-130	1	20	
1,2-Dichloropropane	ug/kg	<15.1	1270	1270	1370	1410	108	111	72-122	3	20	
1,3-Dichlorobenzene	ug/kg	<17.3	1270	1270	1260	1320	100	104	70-130	5	20	

Results presented on this page are in the units indicated by the "Units" column except where an alternate unit is presented to the right of the result.

REPORT OF LABORATORY ANALYSIS

This report shall not be reproduced, except in full,
without the written consent of Pace Analytical Services, LLC.

Pace Analytical Services, LLC
1241 Bellevue Street - Suite 9
Green Bay, WI 54302
(920)469-2436

QUALITY CONTROL DATA

Project: J210618 STH 54 SEYMOUR
Pace Project No.: 40234318

MATRIX SPIKE & MATRIX SPIKE DUPLICATE: 2296139 2296140

Parameter	Units	40234318019 Result	MS Spike Conc.	MSD Spike Conc.	MS Result	MSD Result	MS % Rec	MSD % Rec	% Rec Limits	RPD	Max RPD	Qual
1,4-Dichlorobenzene	ug/kg	<17.3	1270	1270	1330	1380	105	109	70-130	4	20	
Benzene	ug/kg	<15.1	1270	1270	1210	1270	96	100	70-130	4	20	
Bromodichloromethane	ug/kg	<15.1	1270	1270	1190	1210	94	95	70-130	1	20	
Bromoform	ug/kg	<278	1270	1270	1090	1040	86	83	66-130	5	20	
Bromomethane	ug/kg	<88.7	1270	1270	1190	1290	94	102	13-153	8	20	
Carbon tetrachloride	ug/kg	<13.9	1270	1270	894	1030	71	81	67-134	14	20	
Chlorobenzene	ug/kg	<7.6	1270	1270	1260	1330	99	105	70-130	5	20	
Chloroethane	ug/kg	<26.7	1270	1270	1350	1390	107	110	11-195	3	20	
Chloroform	ug/kg	<45.3	1270	1270	1280	1300	101	103	79-120	2	20	
Chloromethane	ug/kg	<24.0	1270	1270	1050	1140	83	90	30-136	9	20	
cis-1,2-Dichloroethene	ug/kg	<13.5	1270	1270	1180	1230	94	97	70-130	4	20	
cis-1,3-Dichloropropene	ug/kg	<41.7	1270	1270	1250	1210	99	96	68-130	3	20	
Dibromochloromethane	ug/kg	<216	1270	1270	1190	1170	94	92	70-130	2	20	
Dichlorodifluoromethane	ug/kg	<27.2	1270	1270	425	557	34	44	10-158	27	25	R1
Ethylbenzene	ug/kg	<15.1	1270	1270	1190	1240	94	98	78-120	4	20	
Isopropylbenzene (Cumene)	ug/kg	<17.1	1270	1270	1100	1170	87	93	70-130	7	20	
m&p-Xylene	ug/kg	<26.7	2530	2530	2330	2490	92	98	70-130	7	20	
Methyl-tert-butyl ether	ug/kg	<18.6	1270	1270	1180	1200	93	95	65-130	1	20	
Methylene Chloride	ug/kg	<17.6	1270	1270	1320	1310	105	103	70-130	1	20	
o-Xylene	ug/kg	<19.0	1270	1270	1220	1260	96	100	70-130	3	20	
Styrene	ug/kg	<16.2	1270	1270	1260	1310	100	104	70-130	4	20	
Tetrachloroethene	ug/kg	<24.5	1270	1270	990	1060	78	84	70-130	7	20	
Toluene	ug/kg	<15.9	1270	1270	1220	1270	97	100	76-120	3	20	
trans-1,2-Dichloroethene	ug/kg	<13.7	1270	1270	1120	1230	89	97	70-130	9	20	
trans-1,3-Dichloropropene	ug/kg	<181	1270	1270	1230	1270	97	100	70-130	3	20	
Trichloroethene	ug/kg	<23.7	1270	1270	1060	1140	84	90	70-130	8	20	
Trichlorofluoromethane	ug/kg	<18.3	1270	1270	716	841	57	67	42-159	16	21	
Vinyl chloride	ug/kg	<12.8	1270	1270	976	1120	77	88	43-137	14	20	
1,2-Dichlorobenzene-d4 (S)	%						115	117	82-158			
4-Bromofluorobenzene (S)	%						119	122	66-153			
Toluene-d8 (S)	%						122	122	67-159			

Results presented on this page are in the units indicated by the "Units" column except where an alternate unit is presented to the right of the result.

REPORT OF LABORATORY ANALYSIS

This report shall not be reproduced, except in full,
without the written consent of Pace Analytical Services, LLC.

Pace Analytical Services, LLC
1241 Bellevue Street - Suite 9
Green Bay, WI 54302
(920)469-2436

QUALITY CONTROL DATA

Project: J210618 STH 54 SEYMOUR
Pace Project No.: 40234318

QC Batch: 397618
QC Batch Method: WI MOD DRO
Analysis Method: WI MOD DRO
Analysis Description: WIDRO GCS
Laboratory: Pace Analytical Services - Green Bay
Associated Lab Samples: 40234318001, 40234318002, 40234318003, 40234318004, 40234318005, 40234318006, 40234318007

METHOD BLANK: 2294812 Matrix: Solid
Associated Lab Samples: 40234318001, 40234318002, 40234318003, 40234318004, 40234318005, 40234318006, 40234318007

Parameter	Units	Blank Result	Reporting Limit	Analyzed	Qualifiers
Diesel Range Organics	mg/kg	<1.3	4.4	10/07/21 09:06	

LABORATORY CONTROL SAMPLE & LCSD: 2294813 2294814

Parameter	Units	Spike Conc.	LCS Result	LCSD Result	LCS % Rec	LCSD % Rec	% Rec Limits	RPD	Max RPD	Qualifiers
Diesel Range Organics	mg/kg	40	34.7	34.5	87	86	70-120	1	20	

Results presented on this page are in the units indicated by the "Units" column except where an alternate unit is presented to the right of the result.

REPORT OF LABORATORY ANALYSIS

This report shall not be reproduced, except in full,
without the written consent of Pace Analytical Services, LLC.

Pace Analytical Services, LLC
1241 Bellevue Street - Suite 9
Green Bay, WI 54302
(920)469-2436

QUALITY CONTROL DATA

Project: J210618 STH 54 SEYMOUR
Pace Project No.: 40234318

QC Batch: 397874 Analysis Method: WI MOD DRO
QC Batch Method: WI MOD DRO Analysis Description: WIDRO GCS
Laboratory: Pace Analytical Services - Green Bay
Associated Lab Samples: 40234318008, 40234318009, 40234318010, 40234318011, 40234318012, 40234318013, 40234318014, 40234318015, 40234318016, 40234318017, 40234318018, 40234318019

METHOD BLANK: 2296862 Matrix: Solid
Associated Lab Samples: 40234318008, 40234318009, 40234318010, 40234318011, 40234318012, 40234318013, 40234318014, 40234318015, 40234318016, 40234318017, 40234318018, 40234318019

Parameter	Units	Blank Result	Reporting Limit	Analyzed	Qualifiers
Diesel Range Organics	mg/kg	<1.3	4.4	10/11/21 08:13	

LABORATORY CONTROL SAMPLE & LCSD: 2296863 2296864

Parameter	Units	Spike Conc.	LCS Result	LCSD Result	LCS % Rec	LCSD % Rec	% Rec Limits	RPD	Max RPD	Qualifiers
Diesel Range Organics	mg/kg	40	30.5	32.0	76	80	70-120	5	20	

Results presented on this page are in the units indicated by the "Units" column except where an alternate unit is presented to the right of the result.

REPORT OF LABORATORY ANALYSIS

This report shall not be reproduced, except in full,
without the written consent of Pace Analytical Services, LLC.

Pace Analytical Services, LLC
1241 Bellevue Street - Suite 9
Green Bay, WI 54302
(920)469-2436

QUALITY CONTROL DATA

Project: J210618 STH 54 SEYMOUR
Pace Project No.: 40234318

QC Batch: 397465
QC Batch Method: ASTM D2974-87
Analysis Method: ASTM D2974-87
Analysis Description: Dry Weight/Percent Moisture
Laboratory: Pace Analytical Services - Green Bay
Associated Lab Samples: 40234318001, 40234318002, 40234318003, 40234318004, 40234318005, 40234318006, 40234318007, 40234318008, 40234318009, 40234318010, 40234318011, 40234318012, 40234318013, 40234318014, 40234318015

SAMPLE DUPLICATE: 2293694

Parameter	Units	40234318003 Result	Dup Result	RPD	Max RPD	Qualifiers
Percent Moisture	%	12.3	13.0	6	10	

Results presented on this page are in the units indicated by the "Units" column except where an alternate unit is presented to the right of the result.

REPORT OF LABORATORY ANALYSIS

This report shall not be reproduced, except in full,
without the written consent of Pace Analytical Services, LLC.

Pace Analytical Services, LLC
1241 Bellevue Street - Suite 9
Green Bay, WI 54302
(920)469-2436

QUALITY CONTROL DATA

Project: J210618 STH 54 SEYMOUR
Pace Project No.: 40234318

QC Batch: 397466
QC Batch Method: ASTM D2974-87
Analysis Method: ASTM D2974-87
Analysis Description: Dry Weight/Percent Moisture
Laboratory: Pace Analytical Services - Green Bay
Associated Lab Samples: 40234318016, 40234318017, 40234318018, 40234318019

SAMPLE DUPLICATE: 2293697

Parameter	Units	40234235001 Result	Dup Result	RPD	Max RPD	Qualifiers
Percent Moisture	%	15.2	15.8	3	10	

Results presented on this page are in the units indicated by the "Units" column except where an alternate unit is presented to the right of the result.

REPORT OF LABORATORY ANALYSIS

This report shall not be reproduced, except in full,
without the written consent of Pace Analytical Services, LLC.

Pace Analytical Services, LLC
1241 Bellevue Street - Suite 9
Green Bay, WI 54302
(920)469-2436

QUALIFIERS

Project: J210618 STH 54 SEYMOUR
Pace Project No.: 40234318

DEFINITIONS

DF - Dilution Factor, if reported, represents the factor applied to the reported data due to dilution of the sample aliquot.

ND - Not Detected at or above LOD.

J - Estimated concentration at or above the LOD and below the LOQ.

LOD - Limit of Detection adjusted for dilution factor, percent moisture, initial weight and final volume.

LOQ - Limit of Quantitation adjusted for dilution factor, percent moisture, initial weight and final volume.

S - Surrogate

1,2-Diphenylhydrazine decomposes to and cannot be separated from Azobenzene using Method 8270. The result for each analyte is a combined concentration.

Consistent with EPA guidelines, unrounded data are displayed and have been used to calculate % recovery and RPD values.

LCS(D) - Laboratory Control Sample (Duplicate)

MS(D) - Matrix Spike (Duplicate)

DUP - Sample Duplicate

RPD - Relative Percent Difference

NC - Not Calculable.

SG - Silica Gel - Clean-Up

U - Indicates the compound was analyzed for, but not detected at or above the adjusted LOD.

N-Nitrosodiphenylamine decomposes and cannot be separated from Diphenylamine using Method 8270. The result reported for each analyte is a combined concentration.

Pace Analytical is TNI accredited. Contact your Pace PM for the current list of accredited analytes.

TNI - The NELAC Institute.

ANALYTE QUALIFIERS

1q	Analyte was detected in the associated method blank. Sample was re-analyzed with a second method blank that was non-detect. Due to limitations of the LIMS system, only initial method blank results are reported.
D3	Sample was diluted due to the presence of high levels of non-target analytes or other matrix interference.
DC	Chromatographic pattern inconsistent with typical Diesel Fuel.
G+	Late peaks present outside the GRO window.
G-	Early peaks present outside the GRO window.
GO	Early and late peaks present outside the GRO window.
R1	RPD value was outside control limits.
S4	Surrogate recovery not evaluated against control limits due to sample dilution.

This report shall not be reproduced, except in full,
without the written consent of Pace Analytical Services, LLC.

Pace Analytical Services, LLC
1241 Bellevue Street - Suite 9
Green Bay, WI 54302
(920)469-2436

QUALITY CONTROL DATA CROSS REFERENCE TABLE

Project: J210618 STH 54 SEYMOUR
Pace Project No.: 40234318

Lab ID	Sample ID	QC Batch Method	QC Batch	Analytical Method	Analytical Batch
40234318001	**SB-01 (8-10.5)**	WI MOD DRO	397618	WI MOD DRO	397701
40234318002	**SB-02 (6-8)**	WI MOD DRO	397618	WI MOD DRO	397701
40234318003	**SB-03 (2-4)**	WI MOD DRO	397618	WI MOD DRO	397701
40234318004	**SB-04 (2-4)**	WI MOD DRO	397618	WI MOD DRO	397701
40234318005	**SB-04 (6-7)**	WI MOD DRO	397618	WI MOD DRO	397701
40234318006	**SB-05 (4-6)**	WI MOD DRO	397618	WI MOD DRO	397701
40234318007	**SB-05 (6-7)**	WI MOD DRO	397618	WI MOD DRO	397701
40234318008	**SB-06 (2-3)**	WI MOD DRO	397874	WI MOD DRO	397952
40234318009	**SB-06 (4-6)**	WI MOD DRO	397874	WI MOD DRO	397952
40234318010	**SB-07 (2-3)**	WI MOD DRO	397874	WI MOD DRO	397952
40234318011	**SB-08 (2-3)**	WI MOD DRO	397874	WI MOD DRO	397952
40234318012	**SB-09 (2-4)**	WI MOD DRO	397874	WI MOD DRO	397952
40234318013	**SB-10 (2-4)**	WI MOD DRO	397874	WI MOD DRO	397952
40234318014	**SB-10 (6-7.5)**	WI MOD DRO	397874	WI MOD DRO	397952
40234318015	**SB-11 (4-6)**	WI MOD DRO	397874	WI MOD DRO	397952
40234318016	**SB-11 (6-8)**	WI MOD DRO	397874	WI MOD DRO	397952
40234318017	**SB-12 (6-8)**	WI MOD DRO	397874	WI MOD DRO	397952
40234318018	**SB-13 (6-7.5)**	WI MOD DRO	397874	WI MOD DRO	397952
40234318019	**SB-14 (6-7)**	WI MOD DRO	397874	WI MOD DRO	397952
40234318001	**SB-01 (8-10.5)**	TPH GRO/PVOC WI ext.	397517	WI MOD GRO	397520
40234318002	**SB-02 (6-8)**	TPH GRO/PVOC WI ext.	397517	WI MOD GRO	397520
40234318003	**SB-03 (2-4)**	TPH GRO/PVOC WI ext.	397517	WI MOD GRO	397520
40234318004	**SB-04 (2-4)**	TPH GRO/PVOC WI ext.	397517	WI MOD GRO	397520
40234318005	**SB-04 (6-7)**	TPH GRO/PVOC WI ext.	397517	WI MOD GRO	397520
40234318006	**SB-05 (4-6)**	TPH GRO/PVOC WI ext.	397517	WI MOD GRO	397520
40234318007	**SB-05 (6-7)**	TPH GRO/PVOC WI ext.	397517	WI MOD GRO	397520
40234318008	**SB-06 (2-3)**	TPH GRO/PVOC WI ext.	397632	WI MOD GRO	397634
40234318009	**SB-06 (4-6)**	TPH GRO/PVOC WI ext.	397632	WI MOD GRO	397634
40234318010	**SB-07 (2-3)**	TPH GRO/PVOC WI ext.	397632	WI MOD GRO	397634
40234318011	**SB-08 (2-3)**	TPH GRO/PVOC WI ext.	397632	WI MOD GRO	397634
40234318012	**SB-09 (2-4)**	TPH GRO/PVOC WI ext.	397632	WI MOD GRO	397634
40234318013	**SB-10 (2-4)**	TPH GRO/PVOC WI ext.	397632	WI MOD GRO	397634
40234318014	**SB-10 (6-7.5)**	TPH GRO/PVOC WI ext.	397632	WI MOD GRO	397634
40234318015	**SB-11 (4-6)**	TPH GRO/PVOC WI ext.	397632	WI MOD GRO	397634
40234318016	**SB-11 (6-8)**	TPH GRO/PVOC WI ext.	397632	WI MOD GRO	397634
40234318017	**SB-12 (6-8)**	TPH GRO/PVOC WI ext.	397632	WI MOD GRO	397634
40234318018	**SB-13 (6-7.5)**	TPH GRO/PVOC WI ext.	397632	WI MOD GRO	397634
40234318019	**SB-14 (6-7)**	TPH GRO/PVOC WI ext.	397632	WI MOD GRO	397634
40234318001	**SB-01 (8-10.5)**	EPA 3010A	397651	EPA 6010D	397717
40234318002	**SB-02 (6-8)**	EPA 3010A	397651	EPA 6010D	397717
40234318003	**SB-03 (2-4)**	EPA 3010A	397651	EPA 6010D	397717
40234318004	**SB-04 (2-4)**	EPA 3010A	397651	EPA 6010D	397717
40234318005	**SB-04 (6-7)**	EPA 3010A	397651	EPA 6010D	397717
40234318006	**SB-05 (4-6)**	EPA 3010A	397651	EPA 6010D	397717
40234318007	**SB-05 (6-7)**	EPA 3010A	397651	EPA 6010D	397717
40234318008	**SB-06 (2-3)**	EPA 3010A	397651	EPA 6010D	397717
40234318009	**SB-06 (4-6)**	EPA 3010A	397651	EPA 6010D	397717

This report shall not be reproduced, except in full,
without the written consent of Pace Analytical Services, LLC.

Pace Analytical Services, LLC
1241 Bellevue Street - Suite 9
Green Bay, WI 54302
(920)469-2436

QUALITY CONTROL DATA CROSS REFERENCE TABLE

Project: J210618 STH 54 SEYMOUR
Pace Project No.: 40234318

Lab ID	Sample ID	QC Batch Method	QC Batch	Analytical Method	Analytical Batch
40234318010	SB-07 (2-3)	EPA 3010A	397651	EPA 6010D	397717
40234318011	SB-08 (2-3)	EPA 3010A	397651	EPA 6010D	397717
40234318012	SB-09 (2-4)	EPA 3010A	397651	EPA 6010D	397717
40234318013	SB-10 (2-4)	EPA 3010A	397651	EPA 6010D	397717
40234318014	SB-10 (6-7.5)	EPA 3010A	397651	EPA 6010D	397717
40234318015	SB-11 (4-6)	EPA 3010A	397651	EPA 6010D	397717
40234318016	SB-11 (6-8)	EPA 3010A	397651	EPA 6010D	397717
40234318017	SB-12 (6-8)	EPA 3010A	397651	EPA 6010D	397717
40234318018	SB-13 (6-7.5)	EPA 3010A	397654	EPA 6010D	397715
40234318019	SB-14 (6-7)	EPA 3010A	397654	EPA 6010D	397715
40234318001	SB-01 (8-10.5)	EPA 7470	398063	EPA 7470	398123
40234318002	SB-02 (6-8)	EPA 7470	398063	EPA 7470	398123
40234318003	SB-03 (2-4)	EPA 7470	398063	EPA 7470	398123
40234318004	SB-04 (2-4)	EPA 7470	398063	EPA 7470	398123
40234318005	SB-04 (6-7)	EPA 7470	398063	EPA 7470	398123
40234318006	SB-05 (4-6)	EPA 7470	398063	EPA 7470	398123
40234318007	SB-05 (6-7)	EPA 7470	398063	EPA 7470	398123
40234318008	SB-06 (2-3)	EPA 7470	398063	EPA 7470	398123
40234318009	SB-06 (4-6)	EPA 7470	398063	EPA 7470	398123
40234318010	SB-07 (2-3)	EPA 7470	398063	EPA 7470	398123
40234318011	SB-08 (2-3)	EPA 7470	398064	EPA 7470	398124
40234318012	SB-09 (2-4)	EPA 7470	398064	EPA 7470	398124
40234318013	SB-10 (2-4)	EPA 7470	398064	EPA 7470	398124
40234318014	SB-10 (6-7.5)	EPA 7470	398064	EPA 7470	398124
40234318015	SB-11 (4-6)	EPA 7470	398064	EPA 7470	398124
40234318016	SB-11 (6-8)	EPA 7470	398064	EPA 7470	398124
40234318017	SB-12 (6-8)	EPA 7470	398064	EPA 7470	398124
40234318018	SB-13 (6-7.5)	EPA 7470	398064	EPA 7470	398124
40234318019	SB-14 (6-7)	EPA 7470	398064	EPA 7470	398124
40234318001	SB-01 (8-10.5)	EPA 5035/5030B	397420	EPA 8260	397423
40234318002	SB-02 (6-8)	EPA 5035/5030B	397420	EPA 8260	397423
40234318003	SB-03 (2-4)	EPA 5035/5030B	397420	EPA 8260	397423
40234318004	SB-04 (2-4)	EPA 5035/5030B	397420	EPA 8260	397423
40234318005	SB-04 (6-7)	EPA 5035/5030B	397420	EPA 8260	397423
40234318006	SB-05 (4-6)	EPA 5035/5030B	397420	EPA 8260	397423
40234318007	SB-05 (6-7)	EPA 5035/5030B	397420	EPA 8260	397423
40234318008	SB-06 (2-3)	EPA 5035/5030B	397420	EPA 8260	397423
40234318009	SB-06 (4-6)	EPA 5035/5030B	397420	EPA 8260	397423
40234318010	SB-07 (2-3)	EPA 5035/5030B	397420	EPA 8260	397423
40234318011	SB-08 (2-3)	EPA 5035/5030B	397420	EPA 8260	397423
40234318012	SB-09 (2-4)	EPA 5035/5030B	397533	EPA 8260	397536
40234318013	SB-10 (2-4)	EPA 5035/5030B	397784	EPA 8260	397785
40234318014	SB-10 (6-7.5)	EPA 5035/5030B	397784	EPA 8260	397785
40234318015	SB-11 (4-6)	EPA 5035/5030B	397784	EPA 8260	397785
40234318016	SB-11 (6-8)	EPA 5035/5030B	397784	EPA 8260	397785
40234318017	SB-12 (6-8)	EPA 5035/5030B	397784	EPA 8260	397785

This report shall not be reproduced, except in full,
without the written consent of Pace Analytical Services, LLC.

Pace Analytical Services, LLC
1241 Bellevue Street - Suite 9
Green Bay, WI 54302
(920)469-2436

QUALITY CONTROL DATA CROSS REFERENCE TABLE

Project: J210618 STH 54 SEYMOUR
Pace Project No.: 40234318

Lab ID	Sample ID	QC Batch Method	QC Batch	Analytical Method	Analytical Batch
40234318018	**SB-13 (6-7.5)**	EPA 5035/5030B	397784	EPA 8260	397785
40234318019	**SB-14 (6-7)**	EPA 5035/5030B	397784	EPA 8260	397785
40234318001	**SB-01 (8-10.5)**	ASTM D2974-87	397465		
40234318002	**SB-02 (6-8)**	ASTM D2974-87	397465		
40234318003	**SB-03 (2-4)**	ASTM D2974-87	397465		
40234318004	**SB-04 (2-4)**	ASTM D2974-87	397465		
40234318005	**SB-04 (6-7)**	ASTM D2974-87	397465		
40234318006	**SB-05 (4-6)**	ASTM D2974-87	397465		
40234318007	**SB-05 (6-7)**	ASTM D2974-87	397465		
40234318008	**SB-06 (2-3)**	ASTM D2974-87	397465		
40234318009	**SB-06 (4-6)**	ASTM D2974-87	397465		
40234318010	**SB-07 (2-3)**	ASTM D2974-87	397465		
40234318011	**SB-08 (2-3)**	ASTM D2974-87	397465		
40234318012	**SB-09 (2-4)**	ASTM D2974-87	397465		
40234318013	**SB-10 (2-4)**	ASTM D2974-87	397465		
40234318014	**SB-10 (6-7.5)**	ASTM D2974-87	397465		
40234318015	**SB-11 (4-6)**	ASTM D2974-87	397465		
40234318016	**SB-11 (6-8)**	ASTM D2974-87	397466		
40234318017	**SB-12 (6-8)**	ASTM D2974-87	397466		
40234318018	**SB-13 (6-7.5)**	ASTM D2974-87	397466		
40234318019	**SB-14 (6-7)**	ASTM D2974-87	397466		

This report shall not be reproduced, except in full,
without the written consent of Pace Analytical Services, LLC.

CHAIN-OF-CUSTODY / Analytical Request Document

The Chain-of-Custody is a LEGAL DOCUMENT. All relevant fields must be completed accurately.

40234318

Section A	Section B	Section C	Section D
Required Client Information:	**Required** Project Information:	Invoice Information:	EQuIS Information:
Company: Bay West LLC	Report To: Mark Gretebeck	Attention: Accounts Payable	Facility_Code:
Address: 5 Empire Drive	Copy To:	Company Name: Bay West LLC	Subfacility_code:
St. Paul, MN 55103		Address: 5 Empire Drive	
Email To: mgretebeck@baywest.com	Purchase Order No.: 207913	St. Paul, MN 55103	
Phone: 608-788-5045	Project Name: STH 54 Seymour	Lab Project Manager: Brian Basten	
Requested Due Date/TAT: 5 Day	Project Number: J210618		

Page 1 of 2

COC#

Site Location STATE: WI

ITEM #	Section E Required Client Information: Sample Location ID (sys_loc_code)	Sample ID (sys_sample_code)	MATRIX CODE	SAMPLE TYPE (G=GRAB C=COMP)	Collection DATE	Collection Time	# OF CONTAINERS	Preservatives: Unpreserved	H_2SO_4	HNO_3	HCl	NaOH	$Na_2S_2O_3$	Methanol	Other	Requested Analysis: VOCs	GRO	DRO	TCLP Metals	Dry Weight	Comments
1	001	SB-01 (8-10.5)	SO	G	9/29/21	1030	4	X						X		X	X	X	X	X	
2	002	SB-02 (6-8)	SO	G	9/29/21	1200	4	X						X		X	X	X	X	X	
3	003	SB-03 (2-4)	SO	G	9/29/21	1215	4	X						X		X	X	X	X	X	
4	004	SB-04 (2-4)	SO	G	9/29/21	1315	4	X						X		X	X	X	X	X	
5	005	SB-04 (6-7)	SO	G	9/29/21	1330	4	X						X		X	X	X	X	X	
6	006	SB-05 (4-6)	SO	G	9/29/21	1350	4	X						X		X	X	X	X	X	
7	007	SB-05 (6-7)	SO	G	9/29/21	1405	4	X						X		X	X	X	X	X	
8	008	SB-06 (2-3)	SO	G	9/29/21	1435	4	X						X		X	X	X	X	X	
9	009	SB-06 (4-6)	SO	G	9/29/21	1445	4	X						X		X	X	X	X	X	
10	010	SB-07 (2-3)	SO	G	9/29/21	1509	4	X						X		X	X	X	X	X	
11	011	SB-08 (2-3)	SO	G	9/29/21	1600	4	X						X		X	X	X	X	X	
12	012	SB-09 (2-4)	SO	G	9/30/21	0745	4	X						X		X	X	X	X	X	

Valid Matrix Codes: Sediment SE; Soil SO; Soil QC SQ; Aqueous W; Groundwater WG; Suface WS

ADDITIONAL COMMENTS	RELINQUISHED BY / AFFILIATION	DATE	TIME	ACCEPTED BY / AFFILIATION	DATE	TIME	SAMPLE CONDITIONS
	[signature] / Bay West	10/1/21	0850	[signature] / PACE	10/1/21	0850	4,2.5, 4,5 / Y / N / Y

Temp (°C)	Received on Ice (Y/N)	Custody Sealed Cooler (Y/N)	Samples Intact (Y/N)

SAMPLER NAME AND SIGNATURE

PRINT Name of SAMPLER: Samuel Gibbs ~~Ryan Riley~~ (SG)

SIGNATURE of SAMPLER: [signature] DATE Signed (MM/DD/YY): 10/1/21

CHAIN-OF-CUSTODY / Analytical Request Document

The Chain-of-Custody is a LEGAL DOCUMENT. All relevant fields must be completed accurately.

40234318

Section A	Section B	Section C	Section D
Required Client Information:	**Required** Project Information:	Invoice Information:	EQuIS Information:
Company: Bay West LLC	Report To: Mark Gretebeck	Attention: Accounts Payable	Facility_Code:
Address: 5 Empire Drive	Copy To:	Company Name: Bay West LLC	Subfacility_code:
St. Paul, MN 55103		Address: 5 Empire Drive	
Email To: mgretebeck@baywest.com	Purchase Order No.: 207913	St. Paul, MN 55103	
Phone: 608-769-5045	Project Name: STH 54 Seymour	Lab Project Manager: Brian Basten	
Requested Due Date/TAT: 5 Day	Project Number: J210618		

Page 2 of 2

COC#

Site Location STATE: WI

ITEM #	Section E Required Client Information: Sample Location ID (sys_loc_code)	Sample ID (sys_sample_code)	MATRIX CODE	SAMPLE TYPE (G=GRAB C=COMP)	Collection DATE	Collection Time	# OF CONTAINERS	Preservatives: Unpreserved	H_2SO_4	HNO_3	HCl	NaOH	$Na_2S_2O_3$	Methanol	Other	Requested Analysis: VOCs	GRO	DRO	TCLP Metals	Dry Weight	Comments
1	013	SB-10 (2-4)	WG	G	9/30/21	0810	4	X						X		X	X	X	X	X	
2	014	SB-10 (6-7.5)	WG	G	9/30/21	0815	4	X						X		X	X	X	X	X	
3	015	SB-11 (4-6)	WG	G	9/30/21	0845	4	X						X		X	X	X	X	X	
4	016	SB-11 (6-8)	WG	G	9/30/21	0855	4	X						X		X	X	X	X	X	
5	017	SB-12 (6-8)	WG	G	9/30/21	0915	4	X						X		X	X	X	X	X	
6	018	SB-13 (6-7.5)	WG	G	9/30/21	0930	4	X						X		X	X	X	X	X	
7	019	SB-14 (6-7)	WG	G	9/30/21	0945	4	X						X		X	X	X	X	X	
8																					
9																					
10																					
11																					
12																					

Valid Matrix Codes: Sediment SE; Soil SO; Soil QC SQ; Aqueous W; Groundwater WG; Suface WS

10/1/21

ADDITIONAL COMMENTS	RELINQUISHED BY / AFFILIATION	DATE	TIME	ACCEPTED BY / AFFILIATION	DATE	TIME	SAMPLE CONDITIONS			
	Bay West	10/1/21	0950	PACE	10/1/21	0850	4, 2, 5 / 4, 5	Y	N	Y
							Temp (°C)	Received on Ice (Y/N)	Custody Sealed Cooler (Y/N)	Samples Intact (Y/N)

SAMPLER NAME AND SIGNATURE

PRINT Name of SAMPLER: Samuel Gens ~~Ryan Riley~~ (86)

SIGNATURE of SAMPLER: DATE Signed (MM/DD/YY): 10/1/21

Sample Preservation Receipt Form

Pace Analytical Services, LLC
1241 Bellevue Street, Suite 9
Green Bay, WI 54302

Client Name: Bay West LLC Project # 40234318

All containers needing preservation have been checked and noted below: ☐Yes ☐No ☐N/A Initial when completed: Date/ Time:

Lab Lot# of pH paper: Lab Std #ID of preservation (if pH adjusted):

Pace Lab #	Glass								Plastic					Vials						Jars				General			VOA Vials (>6mm) *	H2SO4 pH ≤2	NaOH+Zn Act pH ≥9	NaOH pH ≥12	HNO3 pH ≤2	pH after adjusted	Volume (mL)
	AG1U	BG1U	AG1H	AG4S	AG4U	AG5U	AG2S	BG3U	BP1U	BP3U	BP3B	BP3N	BP3S	VG9A	DG9T	VG9U	VG9H	VG9M	VG9D	JGFU	JG9U	WGFU	WPFU	SP5T	ZPLC	GN						
001																		2				1	1									2.5 / 5 / 10
002																		2				1	1									2.5 / 5 / 10
003																		2				1	1									2.5 / 5 / 10
004																		2				1	1									2.5 / 5 / 10
005																		2				1	1									2.5 / 5 / 10
006																		2				1	1									2.5 / 5 / 10
007																		2				1	1									2.5 / 5 / 10
008																		2				1	1									2.5 / 5 / 10
009																		2				1	1									2.5 / 5 / 10
010																		2				1	1									2.5 / 5 / 10
011																		2				1	1									2.5 / 5 / 10
012																		2				1	1									2.5 / 5 / 10
013																		2				1	1									2.5 / 5 / 10
014																		2				1	1									2.5 / 5 / 10
015																		2				1	1									2.5 / 5 / 10
016																		2				1	1									2.5 / 5 / 10
017																		2				1	1									2.5 / 5 / 10
018																		2				1	1									2.5 / 5 / 10
019																		2				1	1									2.5 / 5 / 10
020																														WC 10/14		2.5 / 5 / 10

Exceptions to preservation check: VOA, Coliform, TOC, TOX, TOH, O&G, WI DRO, Phenolics, Other: _____ 101121 SRV Headspace in VOA Vials (>6mm) : ☐Yes ☐No ☐N/A ***If yes look in headspace column**

AG1U	1 liter amber glass
BG1U	1 liter clear glass
AG1H	1 liter amber glass HCL
AG4S	125 mL amber glass H2SO4
AG4U	120 mL amber glass unpres
AG5U	100 mL amber glass unpres
AG2S	500 mL amber glass H2SO4
BG3U	250 mL clear glass unpres

BP1U	1 liter plastic unpres
BP3U	250 mL plastic unpres
BP3B	250 mL plastic NaOH
BP3N	250 mL plastic HNO3
BP3S	250 mL plastic H2SO4

VG9A	40 mL clear ascorbic
DG9T	40 mL amber Na Thio
VG9U	40 mL clear vial unpres
VG9H	40 mL clear vial HCL
VG9M	40 mL clear vial MeOH
VG9D	40 mL clear vial DI

JGFU	4 oz amber jar unpres
JG9U	9 oz amber jar unpres
WGFU	4 oz clear jar unpres
WPFU	4 oz plastic jar unpres
SP5T	120 mL plastic Na Thiosulfate
ZPLC	ziploc bag
GN	

Pace Analytical® 1241 Bellevue Street, Green Bay, WI 54302	Document Name: Sample Condition Upon Receipt (SCUR)	Document Revised: 26Mar2020
	Document No.: ENV-FRM-GBAY-0014-Rev.00	Author: Pace Green Bay Quality Office

Sample Condition Upon Receipt Form (SCUR)

Project #:

WO# : 40234318

40234318

Client Name: Bay West

Courier: ☐ CS Logistics ☐ Fed Ex ☐ Speedee ☐ UPS ☐ Waltco
☑ Client ☐ Pace Other:

Tracking #: 7

Custody Seal on Cooler/Box Present: ☐ yes ☑ no Seals intact: ☐ yes ☑ no

Custody Seal on Samples Present: ☐ yes ☑ no Seals intact: ☐ yes ☑ no

Packing Material: ☐ Bubble Wrap ☑ Bubble Bags ☐ None ☐ Other

Thermometer Used SR - 90 **Type of Ice:** (Wet) Blue Dry None ☑ Samples on ice, cooling process has begun

Cooler Temperature Uncorr: 4.5,3,4.5,5 Corr: 4, 2.5, 4, 5

Person examining contents:
Date: 10/1/21 /Initials: WC

Temp Blank Present: ☑ yes ☐ no **Biological Tissue is Frozen:** ☐ yes ☐ no

Labeled By Initials: SRK

Temp should be above freezing to 6°C.
Biota Samples may be received at ≤ 0°C if shipped on Dry Ice.

Chain of Custody Present:	☑Yes ☐No ☐N/A	1.
Chain of Custody Filled Out:	☑Yes ☐No ☐N/A	2.
Chain of Custody Relinquished:	☑Yes ☐No ☐N/A	3.
Sampler Name & Signature on COC:	☑Yes ☐No ☐N/A	4.
Samples Arrived within Hold Time:	☑Yes ☐No	5.
- VOA Samples frozen upon receipt	☐Yes ☐No	Date/Time:
Short Hold Time Analysis (<72hr):	☐Yes ☑No	6.
Rush Turn Around Time Requested:	☐Yes ☑No	7. 5 DAY TAT REQUESTED LSC 10/1/21
Sufficient Volume: For Analysis: ☑Yes ☐No MS/MSD: ☐Yes ☑No ☐N/A		8.
Correct Containers Used:	☑Yes ☐No	9.
-Pace Containers Used:	☑Yes ☐No ☐N/A	
-Pace IR Containers Used:	☐Yes ☐No ☑N/A 10/1/21 SRK	
Containers Intact:	☑Yes ☐No	10.
Filtered volume received for Dissolved tests	☐Yes ☐No ☑N/A	11.
Sample Labels match COC:	☑Yes ☐No ☐N/A	12.
-Includes date/time/ID/Analysis Matrix: S		
Trip Blank Present:	☐Yes ☒No ☑N/A 10/1/21 SRK	13.
Trip Blank Custody Seals Present	☐Yes ☐No ☑N/A	
Pace Trip Blank Lot # (if purchased):		

Client Notification/ Resolution: If checked, see attached form for additional comments ☐

Person Contacted: Date/Time:

Comments/ Resolution:

PM Review is documented electronically in LIMs. By releasing the project, the PM acknowledges they have reviewed the sample logir

Page 2 of 2

Pace Analytical Services, LLC
1241 Bellevue Street - Suite 9
Green Bay, WI 54302
(920)469-2436

October 13, 2021

Mark Gretebeck
Bay West

La Crosse, WI 54603

RE: Project: J210618 STH 54 SEYMOUR
Pace Project No.: 40234317

Dear Mark Gretebeck:

Enclosed are the analytical results for sample(s) received by the laboratory on October 01, 2021. The results relate only to the samples included in this report. Results reported herein conform to the applicable TNI/NELAC Standards and the laboratory's Quality Manual, where applicable, unless otherwise noted in the body of the report.

The test results provided in this final report were generated by each of the following laboratories within the Pace Network:

- Pace Analytical Services - Green Bay

If you have any questions concerning this report, please feel free to contact me.

Sincerely,

Brian Basten
brian.basten@pacelabs.com
(920)469-2436
Project Manager

Enclosures

cc: Sylvia Hunter, Pace ANnalytical

This report shall not be reproduced, except in full,
without the written consent of Pace Analytical Services, LLC.

Pace Analytical Services, LLC
1241 Bellevue Street - Suite 9
Green Bay, WI 54302
(920)469-2436

CERTIFICATIONS

Project: J210618 STH 54 SEYMOUR
Pace Project No.: 40234317

Pace Analytical Services Green Bay
1241 Bellevue Street, Green Bay, WI 54302
Florida/NELAP Certification #: E87948
Illinois Certification #: 200050
Kentucky UST Certification #: 82
Louisiana Certification #: 04168
Minnesota Certification #: 055-999-334
New York Certification #: 12064
North Dakota Certification #: R-150
Virginia VELAP ID: 460263
South Carolina Certification #: 83006001
Texas Certification #: T104704529-14-1
Wisconsin Certification #: 405132750
Wisconsin DATCP Certification #: 105-444
USDA Soil Permit #: P330-16-00157
Federal Fish & Wildlife Permit #: LE51774A-0

This report shall not be reproduced, except in full,
without the written consent of Pace Analytical Services, LLC.

Pace Analytical Services, LLC
1241 Bellevue Street - Suite 9
Green Bay, WI 54302
(920)469-2436

SAMPLE SUMMARY

Project: J210618 STH 54 SEYMOUR
Pace Project No.: 40234317

Lab ID	Sample ID	Matrix	Date Collected	Date Received
40234317001	**TW-01**	Water	09/29/21 11:15	10/01/21 08:50
40234317002	**TW-02**	Water	09/29/21 13:05	10/01/21 08:50
40234317003	**TW-03**	Water	09/29/21 14:10	10/01/21 08:50
40234317004	**TB-01**	Water	09/29/21 08:00	10/01/21 08:50
40234317005	**TW-04**	Water	09/30/21 10:05	10/01/21 08:50
40234317006	**TW-05**	Water	09/30/21 10:30	10/01/21 08:50

This report shall not be reproduced, except in full,
without the written consent of Pace Analytical Services, LLC.

Pace Analytical Services, LLC
1241 Bellevue Street - Suite 9
Green Bay, WI 54302
(920)469-2436

SAMPLE ANALYTE COUNT

Project: J210618 STH 54 SEYMOUR
Pace Project No.: 40234317

Lab ID	Sample ID	Method	Analysts	Analytes Reported
40234317001	**TW-01**	WI MOD DRO	MRN	1
		WI MOD GRO	ALD	1
		EPA 6010D	TXW	7
		EPA 6010D	TXW	1
		EPA 7470	AJT	1
		EPA 8260	LAP	64
40234317002	**TW-02**	WI MOD DRO	MRN	1
		WI MOD GRO	ALD	1
		EPA 6010D	TXW	7
		EPA 6010D	TXW	1
		EPA 7470	AJT	1
		EPA 8260	LAP	64
40234317003	**TW-03**	WI MOD DRO	MRN	1
		WI MOD GRO	ALD	1
		EPA 6010D	TXW	7
		EPA 6010D	TXW	1
		EPA 7470	AJT	1
		EPA 8260	LAP	64
40234317004	**TB-01**	EPA 8260	LAP	64
40234317005	**TW-04**	WI MOD DRO	MRN	1
		WI MOD GRO	ALD	1
		EPA 6010D	TXW	7
		EPA 6010D	TXW	1
		EPA 7470	AJT	1
		EPA 8260	LAP	64
40234317006	**TW-05**	WI MOD DRO	MRN	1
		WI MOD GRO	ALD	1
		EPA 6010D	TXW	7
		EPA 6010D	TXW	1
		EPA 7470	AJT	1
		EPA 8260	LAP	64

PASI-G = Pace Analytical Services - Green Bay

REPORT OF LABORATORY ANALYSIS

This report shall not be reproduced, except in full,
without the written consent of Pace Analytical Services, LLC.

Pace Analytical Services, LLC
1241 Bellevue Street - Suite 9
Green Bay, WI 54302
(920)469-2436

SUMMARY OF DETECTION

Project: J210618 STH 54 SEYMOUR
Pace Project No.: 40234317

Lab Sample ID / Method	Client Sample ID / Parameters	Result	Units	Report Limit	Analyzed	Qualifiers
40234317001	**TW-01**					
WI MOD DRO	Diesel Range Organics	0.18	mg/L	0.050	10/07/21 07:09	DC
WI MOD GRO	Gasoline Range Organics	102	ug/L	50.0	10/07/21 12:36	GO
EPA 6010D	Barium	0.053	mg/L	0.0050	10/06/21 22:43	
EPA 8260	Benzene	4.8	ug/L	1.0	10/05/21 12:09	
EPA 8260	Isopropylbenzene (Cumene)	1.7J	ug/L	5.0	10/05/21 12:09	
EPA 8260	Toluene	3.1	ug/L	1.0	10/05/21 12:09	
EPA 8260	m&p-Xylene	0.75J	ug/L	2.0	10/05/21 12:09	
EPA 8260	n-Propylbenzene	1.4	ug/L	1.0	10/05/21 12:09	
EPA 8260	sec-Butylbenzene	0.46J	ug/L	1.0	10/05/21 12:09	
40234317002	**TW-02**					
WI MOD DRO	Diesel Range Organics	0.92	mg/L	0.049	10/07/21 07:18	DC
WI MOD GRO	Gasoline Range Organics	6590	ug/L	500	10/07/21 13:54	GO
EPA 6010D	Barium	0.078	mg/L	0.0050	10/06/21 22:48	
EPA 8260	1,2,4-Trimethylbenzene	436	ug/L	10.0	10/05/21 14:17	
EPA 8260	1,3,5-Trimethylbenzene	94.9	ug/L	10.0	10/05/21 14:17	
EPA 8260	Benzene	1710	ug/L	10.0	10/05/21 14:17	
EPA 8260	Ethylbenzene	547	ug/L	10.0	10/05/21 14:17	
EPA 8260	Isopropylbenzene (Cumene)	30.2J	ug/L	50.0	10/05/21 14:17	
EPA 8260	Naphthalene	94.3	ug/L	50.0	10/05/21 14:17	
EPA 8260	Toluene	75.2	ug/L	10.0	10/05/21 14:17	
EPA 8260	m&p-Xylene	1110	ug/L	20.0	10/05/21 14:17	
EPA 8260	n-Propylbenzene	78.6	ug/L	10.0	10/05/21 14:17	
EPA 8260	o-Xylene	289	ug/L	10.0	10/05/21 14:17	
EPA 8260	sec-Butylbenzene	8.0J	ug/L	10.0	10/05/21 14:17	
40234317003	**TW-03**					
WI MOD DRO	Diesel Range Organics	3.2	mg/L	0.15	10/07/21 08:12	DC
WI MOD GRO	Gasoline Range Organics	7630	ug/L	1250	10/07/21 13:28	GO
EPA 6010D	Barium	0.11	mg/L	0.0050	10/06/21 22:51	
EPA 8260	1,2,4-Trimethylbenzene	413	ug/L	25.0	10/05/21 14:36	
EPA 8260	1,3,5-Trimethylbenzene	73.0	ug/L	25.0	10/05/21 14:36	
EPA 8260	Benzene	879	ug/L	25.0	10/05/21 14:36	
EPA 8260	Ethylbenzene	1230	ug/L	25.0	10/05/21 14:36	
EPA 8260	Isopropylbenzene (Cumene)	64.6J	ug/L	125	10/05/21 14:36	
EPA 8260	Naphthalene	182	ug/L	125	10/05/21 14:36	
EPA 8260	Toluene	493	ug/L	25.0	10/05/21 14:36	
EPA 8260	m&p-Xylene	1280	ug/L	50.0	10/05/21 14:36	
EPA 8260	n-Propylbenzene	182	ug/L	25.0	10/05/21 14:36	
EPA 8260	o-Xylene	490	ug/L	25.0	10/05/21 14:36	
EPA 8260	sec-Butylbenzene	14.6J	ug/L	25.0	10/05/21 14:36	
40234317005	**TW-04**					
WI MOD DRO	Diesel Range Organics	4.3	mg/L	0.25	10/07/21 08:21	DC
WI MOD GRO	Gasoline Range Organics	4090	ug/L	500	10/07/21 14:20	GO
EPA 6010D	Barium	0.28	mg/L	0.010	10/07/21 09:08	
EPA 8260	1,2,4-Trimethylbenzene	778	ug/L	10.0	10/05/21 14:56	
EPA 8260	Benzene	5.3J	ug/L	10.0	10/05/21 14:56	
EPA 8260	Ethylbenzene	9.0J	ug/L	10.0	10/05/21 14:56	

REPORT OF LABORATORY ANALYSIS

This report shall not be reproduced, except in full,
without the written consent of Pace Analytical Services, LLC.

Pace Analytical Services, LLC
1241 Bellevue Street - Suite 9
Green Bay, WI 54302
(920)469-2436

SUMMARY OF DETECTION

Project: J210618 STH 54 SEYMOUR
Pace Project No.: 40234317

Lab Sample ID / Method	Client Sample ID / Parameters	Result	Units	Report Limit	Analyzed	Qualifiers
40234317005	**TW-04**					
EPA 8260	Naphthalene	15.5J	ug/L	50.0	10/05/21 14:56	
EPA 8260	m&p-Xylene	28.7	ug/L	20.0	10/05/21 14:56	
EPA 8260	n-Propylbenzene	9.2J	ug/L	10.0	10/05/21 14:56	
EPA 8260	o-Xylene	4.9J	ug/L	10.0	10/05/21 14:56	
EPA 8260	p-Isopropyltoluene	12.4J	ug/L	50.0	10/05/21 14:56	
EPA 8260	sec-Butylbenzene	10.2	ug/L	10.0	10/05/21 14:56	
40234317006	**TW-05**					
WI MOD DRO	Diesel Range Organics	0.055	mg/L	0.050	10/07/21 07:45	B
EPA 6010D	Barium	0.12	mg/L	0.0050	10/06/21 22:56	
EPA 8260	Toluene	0.65J	ug/L	1.0	10/05/21 12:48	

This report shall not be reproduced, except in full,
without the written consent of Pace Analytical Services, LLC.

Pace Analytical Services, LLC
1241 Bellevue Street - Suite 9
Green Bay, WI 54302
(920)469-2436

ANALYTICAL RESULTS

Project: J210618 STH 54 SEYMOUR
Pace Project No.: 40234317

Sample: TW-01 **Lab ID: 40234317001** Collected: 09/29/21 11:15 Received: 10/01/21 08:50 Matrix: Water

Parameters	Results	Units	LOQ	LOD	DF	Prepared	Analyzed	CAS No.	Qual
WIDRO GCS	Analytical Method: WI MOD DRO Preparation Method: WI MOD DRO Pace Analytical Services - Green Bay								
Diesel Range Organics	**0.18**	mg/L	0.050	0.015	1	10/06/21 08:32	10/07/21 07:09		DC
WIGRO GCV	Analytical Method: WI MOD GRO Pace Analytical Services - Green Bay								
Gasoline Range Organics	**102**	ug/L	50.0	30.5	1		10/07/21 12:36		GO
6010D MET ICP, TCLP	Analytical Method: EPA 6010D Preparation Method: EPA 3010A Leachate Method/Date: EPA 1311; 10/05/21 15:00 Pace Analytical Services - Green Bay								
Arsenic	**<0.0084**	mg/L	0.025	0.0084	1	10/06/21 11:18	10/06/21 22:43	7440-38-2	
Barium	**0.053**	mg/L	0.0050	0.0015	1	10/06/21 11:18	10/06/21 22:43	7440-39-3	
Cadmium	**<0.0013**	mg/L	0.0050	0.0013	1	10/06/21 11:18	10/06/21 22:43	7440-43-9	
Chromium	**<0.0025**	mg/L	0.010	0.0025	1	10/06/21 11:18	10/06/21 22:43	7440-47-3	
Lead	**<0.0059**	mg/L	0.020	0.0059	1	10/06/21 11:18	10/06/21 22:43	7439-92-1	
Selenium	**<0.012**	mg/L	0.040	0.012	1	10/06/21 11:18	10/06/21 22:43	7782-49-2	
Silver	**<0.0032**	mg/L	0.010	0.0032	1	10/06/21 11:18	10/06/21 22:43	7440-22-4	
6010D MET ICP, Dissolved	Analytical Method: EPA 6010D Preparation Method: EPA 3010A Pace Analytical Services - Green Bay								
Lead, Dissolved	**<5.9**	ug/L	20.0	5.9	1	10/06/21 11:18	10/06/21 21:04	7439-92-1	
7470 Mercury, TCLP	Analytical Method: EPA 7470 Preparation Method: EPA 7470 Leachate Method/Date: EPA 1311; 10/05/21 15:00 Pace Analytical Services - Green Bay								
Mercury	**<0.066**	ug/L	0.20	0.066	1	10/11/21 12:25	10/12/21 10:28	7439-97-6	
8260 MSV	Analytical Method: EPA 8260 Pace Analytical Services - Green Bay								
1,1,1,2-Tetrachloroethane	**<0.36**	ug/L	1.0	0.36	1		10/05/21 12:09	630-20-6	
1,1,1-Trichloroethane	**<0.30**	ug/L	1.0	0.30	1		10/05/21 12:09	71-55-6	
1,1,2,2-Tetrachloroethane	**<0.38**	ug/L	1.0	0.38	1		10/05/21 12:09	79-34-5	
1,1,2-Trichloroethane	**<0.34**	ug/L	5.0	0.34	1		10/05/21 12:09	79-00-5	
1,1-Dichloroethane	**<0.30**	ug/L	1.0	0.30	1		10/05/21 12:09	75-34-3	
1,1-Dichloroethene	**<0.58**	ug/L	1.0	0.58	1		10/05/21 12:09	75-35-4	
1,1-Dichloropropene	**<0.41**	ug/L	1.0	0.41	1		10/05/21 12:09	563-58-6	
1,2,3-Trichlorobenzene	**<1.0**	ug/L	5.0	1.0	1		10/05/21 12:09	87-61-6	
1,2,3-Trichloropropane	**<0.56**	ug/L	5.0	0.56	1		10/05/21 12:09	96-18-4	
1,2,4-Trichlorobenzene	**<0.95**	ug/L	5.0	0.95	1		10/05/21 12:09	120-82-1	
1,2,4-Trimethylbenzene	**<0.45**	ug/L	1.0	0.45	1		10/05/21 12:09	95-63-6	
1,2-Dibromo-3-chloropropane	**<2.4**	ug/L	5.0	2.4	1		10/05/21 12:09	96-12-8	
1,2-Dibromoethane (EDB)	**<0.31**	ug/L	1.0	0.31	1		10/05/21 12:09	106-93-4	
1,2-Dichlorobenzene	**<0.33**	ug/L	1.0	0.33	1		10/05/21 12:09	95-50-1	
1,2-Dichloroethane	**<0.29**	ug/L	1.0	0.29	1		10/05/21 12:09	107-06-2	
1,2-Dichloropropane	**<0.45**	ug/L	1.0	0.45	1		10/05/21 12:09	78-87-5	

REPORT OF LABORATORY ANALYSIS

This report shall not be reproduced, except in full,
without the written consent of Pace Analytical Services, LLC.

Pace Analytical Services, LLC
1241 Bellevue Street - Suite 9
Green Bay, WI 54302
(920)469-2436

ANALYTICAL RESULTS

Project: J210618 STH 54 SEYMOUR
Pace Project No.: 40234317

Sample: TW-01 **Lab ID: 40234317001** Collected: 09/29/21 11:15 Received: 10/01/21 08:50 Matrix: Water

Parameters	Results	Units	LOQ	LOD	DF	Prepared	Analyzed	CAS No.	Qual
8260 MSV	Analytical Method: EPA 8260 Pace Analytical Services - Green Bay								
1,3,5-Trimethylbenzene	**<0.36**	ug/L	1.0	0.36	1		10/05/21 12:09	108-67-8	
1,3-Dichlorobenzene	**<0.35**	ug/L	1.0	0.35	1		10/05/21 12:09	541-73-1	
1,3-Dichloropropane	**<0.30**	ug/L	1.0	0.30	1		10/05/21 12:09	142-28-9	
1,4-Dichlorobenzene	**<0.89**	ug/L	1.0	0.89	1		10/05/21 12:09	106-46-7	
2,2-Dichloropropane	**<4.2**	ug/L	5.0	4.2	1		10/05/21 12:09	594-20-7	
2-Chlorotoluene	**<0.89**	ug/L	5.0	0.89	1		10/05/21 12:09	95-49-8	
4-Chlorotoluene	**<0.89**	ug/L	5.0	0.89	1		10/05/21 12:09	106-43-4	
Benzene	**4.8**	ug/L	1.0	0.30	1		10/05/21 12:09	71-43-2	
Bromobenzene	**<0.36**	ug/L	1.0	0.36	1		10/05/21 12:09	108-86-1	
Bromochloromethane	**<0.36**	ug/L	5.0	0.36	1		10/05/21 12:09	74-97-5	
Bromodichloromethane	**<0.42**	ug/L	1.0	0.42	1		10/05/21 12:09	75-27-4	
Bromoform	**<3.8**	ug/L	5.0	3.8	1		10/05/21 12:09	75-25-2	
Bromomethane	**<1.2**	ug/L	5.0	1.2	1		10/05/21 12:09	74-83-9	
Carbon tetrachloride	**<0.37**	ug/L	1.0	0.37	1		10/05/21 12:09	56-23-5	
Chlorobenzene	**<0.86**	ug/L	1.0	0.86	1		10/05/21 12:09	108-90-7	
Chloroethane	**<1.4**	ug/L	5.0	1.4	1		10/05/21 12:09	75-00-3	
Chloroform	**<1.2**	ug/L	5.0	1.2	1		10/05/21 12:09	67-66-3	
Chloromethane	**<1.6**	ug/L	5.0	1.6	1		10/05/21 12:09	74-87-3	
Dibromochloromethane	**<2.6**	ug/L	5.0	2.6	1		10/05/21 12:09	124-48-1	
Dibromomethane	**<0.99**	ug/L	5.0	0.99	1		10/05/21 12:09	74-95-3	
Dichlorodifluoromethane	**<0.46**	ug/L	5.0	0.46	1		10/05/21 12:09	75-71-8	
Diisopropyl ether	**<1.1**	ug/L	5.0	1.1	1		10/05/21 12:09	108-20-3	
Ethylbenzene	**<0.33**	ug/L	1.0	0.33	1		10/05/21 12:09	100-41-4	
Hexachloro-1,3-butadiene	**<2.7**	ug/L	5.0	2.7	1		10/05/21 12:09	87-68-3	
Isopropylbenzene (Cumene)	**1.7J**	ug/L	5.0	1.0	1		10/05/21 12:09	98-82-8	
Methyl-tert-butyl ether	**<1.1**	ug/L	5.0	1.1	1		10/05/21 12:09	1634-04-4	
Methylene Chloride	**<0.32**	ug/L	5.0	0.32	1		10/05/21 12:09	75-09-2	
Naphthalene	**<1.1**	ug/L	5.0	1.1	1		10/05/21 12:09	91-20-3	
Styrene	**<0.36**	ug/L	1.0	0.36	1		10/05/21 12:09	100-42-5	
Tetrachloroethene	**<0.41**	ug/L	1.0	0.41	1		10/05/21 12:09	127-18-4	
Toluene	**3.1**	ug/L	1.0	0.29	1		10/05/21 12:09	108-88-3	
Trichloroethene	**<0.32**	ug/L	1.0	0.32	1		10/05/21 12:09	79-01-6	
Trichlorofluoromethane	**<0.42**	ug/L	1.0	0.42	1		10/05/21 12:09	75-69-4	
Vinyl chloride	**<0.17**	ug/L	1.0	0.17	1		10/05/21 12:09	75-01-4	
cis-1,2-Dichloroethene	**<0.47**	ug/L	1.0	0.47	1		10/05/21 12:09	156-59-2	
cis-1,3-Dichloropropene	**<0.36**	ug/L	1.0	0.36	1		10/05/21 12:09	10061-01-5	
m&p-Xylene	**0.75J**	ug/L	2.0	0.70	1		10/05/21 12:09	179601-23-1	
n-Butylbenzene	**<0.86**	ug/L	1.0	0.86	1		10/05/21 12:09	104-51-8	
n-Propylbenzene	**1.4**	ug/L	1.0	0.35	1		10/05/21 12:09	103-65-1	
o-Xylene	**<0.35**	ug/L	1.0	0.35	1		10/05/21 12:09	95-47-6	
p-Isopropyltoluene	**<1.0**	ug/L	5.0	1.0	1		10/05/21 12:09	99-87-6	
sec-Butylbenzene	**0.46J**	ug/L	1.0	0.42	1		10/05/21 12:09	135-98-8	
tert-Butylbenzene	**<0.59**	ug/L	1.0	0.59	1		10/05/21 12:09	98-06-6	
trans-1,2-Dichloroethene	**<0.53**	ug/L	1.0	0.53	1		10/05/21 12:09	156-60-5	
trans-1,3-Dichloropropene	**<3.5**	ug/L	5.0	3.5	1		10/05/21 12:09	10061-02-6	

REPORT OF LABORATORY ANALYSIS

This report shall not be reproduced, except in full,
without the written consent of Pace Analytical Services, LLC.

Pace Analytical Services, LLC
1241 Bellevue Street - Suite 9
Green Bay, WI 54302
(920)469-2436

ANALYTICAL RESULTS

Project: J210618 STH 54 SEYMOUR
Pace Project No.: 40234317

Sample: TW-01 **Lab ID: 40234317001** Collected: 09/29/21 11:15 Received: 10/01/21 08:50 Matrix: Water

Parameters	Results	Units	LOQ	LOD	DF	Prepared	Analyzed	CAS No.	Qual
8260 MSV	Analytical Method: EPA 8260 Pace Analytical Services - Green Bay								
Surrogates									
4-Bromofluorobenzene (S)	97	%	70-130		1		10/05/21 12:09	460-00-4	
1,2-Dichlorobenzene-d4 (S)	100	%	70-130		1		10/05/21 12:09	2199-69-1	
Toluene-d8 (S)	103	%	70-130		1		10/05/21 12:09	2037-26-5	

Sample: TW-02 **Lab ID: 40234317002** Collected: 09/29/21 13:05 Received: 10/01/21 08:50 Matrix: Water

Parameters	Results	Units	LOQ	LOD	DF	Prepared	Analyzed	CAS No.	Qual
WIDRO GCS	Analytical Method: WI MOD DRO Preparation Method: WI MOD DRO Pace Analytical Services - Green Bay								
Diesel Range Organics	**0.92**	mg/L	0.049	0.015	1	10/06/21 08:32	10/07/21 07:18		DC
WIGRO GCV	Analytical Method: WI MOD GRO Pace Analytical Services - Green Bay								
Gasoline Range Organics	**6590**	ug/L	500	305	10		10/07/21 13:54		GO
6010D MET ICP, TCLP	Analytical Method: EPA 6010D Preparation Method: EPA 3010A Leachate Method/Date: EPA 1311; 10/05/21 15:00 Pace Analytical Services - Green Bay								
Arsenic	**<0.0084**	mg/L	0.025	0.0084	1	10/06/21 11:18	10/06/21 22:48	7440-38-2	
Barium	**0.078**	mg/L	0.0050	0.0015	1	10/06/21 11:18	10/06/21 22:48	7440-39-3	
Cadmium	**<0.0013**	mg/L	0.0050	0.0013	1	10/06/21 11:18	10/06/21 22:48	7440-43-9	
Chromium	**<0.0025**	mg/L	0.010	0.0025	1	10/06/21 11:18	10/06/21 22:48	7440-47-3	
Lead	**<0.0059**	mg/L	0.020	0.0059	1	10/06/21 11:18	10/06/21 22:48	7439-92-1	
Selenium	**<0.012**	mg/L	0.040	0.012	1	10/06/21 11:18	10/06/21 22:48	7782-49-2	
Silver	**<0.0032**	mg/L	0.010	0.0032	1	10/06/21 11:18	10/06/21 22:48	7440-22-4	
6010D MET ICP, Dissolved	Analytical Method: EPA 6010D Preparation Method: EPA 3010A Pace Analytical Services - Green Bay								
Lead, Dissolved	**<5.9**	ug/L	20.0	5.9	1	10/06/21 11:18	10/06/21 21:06	7439-92-1	
7470 Mercury, TCLP	Analytical Method: EPA 7470 Preparation Method: EPA 7470 Leachate Method/Date: EPA 1311; 10/05/21 15:00 Pace Analytical Services - Green Bay								
Mercury	**<0.066**	ug/L	0.20	0.066	1	10/11/21 12:25	10/12/21 10:38	7439-97-6	
8260 MSV	Analytical Method: EPA 8260 Pace Analytical Services - Green Bay								
1,1,1,2-Tetrachloroethane	**<3.6**	ug/L	10.0	3.6	10		10/05/21 14:17	630-20-6	
1,1,1-Trichloroethane	**<3.0**	ug/L	10.0	3.0	10		10/05/21 14:17	71-55-6	
1,1,2,2-Tetrachloroethane	**<3.8**	ug/L	10.0	3.8	10		10/05/21 14:17	79-34-5	

REPORT OF LABORATORY ANALYSIS

This report shall not be reproduced, except in full,
without the written consent of Pace Analytical Services, LLC.

Pace Analytical Services, LLC
1241 Bellevue Street - Suite 9
Green Bay, WI 54302
(920)469-2436

ANALYTICAL RESULTS

Project: J210618 STH 54 SEYMOUR
Pace Project No.: 40234317

Sample: TW-02 **Lab ID: 40234317002** Collected: 09/29/21 13:05 Received: 10/01/21 08:50 Matrix: Water

Parameters	Results	Units	LOQ	LOD	DF	Prepared	Analyzed	CAS No.	Qual
8260 MSV	Analytical Method: EPA 8260 Pace Analytical Services - Green Bay								
1,1,2-Trichloroethane	**<3.4**	ug/L	50.0	3.4	10		10/05/21 14:17	79-00-5	
1,1-Dichloroethane	**<3.0**	ug/L	10.0	3.0	10		10/05/21 14:17	75-34-3	
1,1-Dichloroethene	**<5.8**	ug/L	10.0	5.8	10		10/05/21 14:17	75-35-4	
1,1-Dichloropropene	**<4.1**	ug/L	10.0	4.1	10		10/05/21 14:17	563-58-6	
1,2,3-Trichlorobenzene	**<10.2**	ug/L	50.0	10.2	10		10/05/21 14:17	87-61-6	
1,2,3-Trichloropropane	**<5.6**	ug/L	50.0	5.6	10		10/05/21 14:17	96-18-4	
1,2,4-Trichlorobenzene	**<9.5**	ug/L	50.0	9.5	10		10/05/21 14:17	120-82-1	
1,2,4-Trimethylbenzene	**436**	ug/L	10.0	4.5	10		10/05/21 14:17	95-63-6	
1,2-Dibromo-3-chloropropane	**<23.7**	ug/L	50.0	23.7	10		10/05/21 14:17	96-12-8	
1,2-Dibromoethane (EDB)	**<3.1**	ug/L	10.0	3.1	10		10/05/21 14:17	106-93-4	
1,2-Dichlorobenzene	**<3.3**	ug/L	10.0	3.3	10		10/05/21 14:17	95-50-1	
1,2-Dichloroethane	**<2.9**	ug/L	10.0	2.9	10		10/05/21 14:17	107-06-2	
1,2-Dichloropropane	**<4.5**	ug/L	10.0	4.5	10		10/05/21 14:17	78-87-5	
1,3,5-Trimethylbenzene	**94.9**	ug/L	10.0	3.6	10		10/05/21 14:17	108-67-8	
1,3-Dichlorobenzene	**<3.5**	ug/L	10.0	3.5	10		10/05/21 14:17	541-73-1	
1,3-Dichloropropane	**<3.0**	ug/L	10.0	3.0	10		10/05/21 14:17	142-28-9	
1,4-Dichlorobenzene	**<8.9**	ug/L	10.0	8.9	10		10/05/21 14:17	106-46-7	
2,2-Dichloropropane	**<41.8**	ug/L	50.0	41.8	10		10/05/21 14:17	594-20-7	
2-Chlorotoluene	**<8.9**	ug/L	50.0	8.9	10		10/05/21 14:17	95-49-8	
4-Chlorotoluene	**<8.9**	ug/L	50.0	8.9	10		10/05/21 14:17	106-43-4	
Benzene	**1710**	ug/L	10.0	3.0	10		10/05/21 14:17	71-43-2	
Bromobenzene	**<3.6**	ug/L	10.0	3.6	10		10/05/21 14:17	108-86-1	
Bromochloromethane	**<3.6**	ug/L	50.0	3.6	10		10/05/21 14:17	74-97-5	
Bromodichloromethane	**<4.2**	ug/L	10.0	4.2	10		10/05/21 14:17	75-27-4	
Bromoform	**<38.0**	ug/L	50.0	38.0	10		10/05/21 14:17	75-25-2	
Bromomethane	**<11.9**	ug/L	50.0	11.9	10		10/05/21 14:17	74-83-9	
Carbon tetrachloride	**<3.7**	ug/L	10.0	3.7	10		10/05/21 14:17	56-23-5	
Chlorobenzene	**<8.6**	ug/L	10.0	8.6	10		10/05/21 14:17	108-90-7	
Chloroethane	**<13.8**	ug/L	50.0	13.8	10		10/05/21 14:17	75-00-3	
Chloroform	**<11.8**	ug/L	50.0	11.8	10		10/05/21 14:17	67-66-3	
Chloromethane	**<16.4**	ug/L	50.0	16.4	10		10/05/21 14:17	74-87-3	
Dibromochloromethane	**<26.4**	ug/L	50.0	26.4	10		10/05/21 14:17	124-48-1	
Dibromomethane	**<9.9**	ug/L	50.0	9.9	10		10/05/21 14:17	74-95-3	
Dichlorodifluoromethane	**<4.6**	ug/L	50.0	4.6	10		10/05/21 14:17	75-71-8	
Diisopropyl ether	**<11.0**	ug/L	50.0	11.0	10		10/05/21 14:17	108-20-3	
Ethylbenzene	**547**	ug/L	10.0	3.3	10		10/05/21 14:17	100-41-4	
Hexachloro-1,3-butadiene	**<27.4**	ug/L	50.0	27.4	10		10/05/21 14:17	87-68-3	
Isopropylbenzene (Cumene)	**30.2J**	ug/L	50.0	10.0	10		10/05/21 14:17	98-82-8	
Methyl-tert-butyl ether	**<11.3**	ug/L	50.0	11.3	10		10/05/21 14:17	1634-04-4	
Methylene Chloride	**<3.2**	ug/L	50.0	3.2	10		10/05/21 14:17	75-09-2	
Naphthalene	**94.3**	ug/L	50.0	11.3	10		10/05/21 14:17	91-20-3	
Styrene	**<3.6**	ug/L	10.0	3.6	10		10/05/21 14:17	100-42-5	
Tetrachloroethene	**<4.1**	ug/L	10.0	4.1	10		10/05/21 14:17	127-18-4	
Toluene	**75.2**	ug/L	10.0	2.9	10		10/05/21 14:17	108-88-3	
Trichloroethene	**<3.2**	ug/L	10.0	3.2	10		10/05/21 14:17	79-01-6	

REPORT OF LABORATORY ANALYSIS

This report shall not be reproduced, except in full,
without the written consent of Pace Analytical Services, LLC.

Pace Analytical Services, LLC
1241 Bellevue Street - Suite 9
Green Bay, WI 54302
(920)469-2436

ANALYTICAL RESULTS

Project: J210618 STH 54 SEYMOUR
Pace Project No.: 40234317

Sample: TW-02 **Lab ID: 40234317002** Collected: 09/29/21 13:05 Received: 10/01/21 08:50 Matrix: Water

Parameters	Results	Units	LOQ	LOD	DF	Prepared	Analyzed	CAS No.	Qual
8260 MSV	Analytical Method: EPA 8260 Pace Analytical Services - Green Bay								
Trichlorofluoromethane	**<4.2**	ug/L	10.0	4.2	10		10/05/21 14:17	75-69-4	
Vinyl chloride	**<1.7**	ug/L	10.0	1.7	10		10/05/21 14:17	75-01-4	
cis-1,2-Dichloroethene	**<4.7**	ug/L	10.0	4.7	10		10/05/21 14:17	156-59-2	
cis-1,3-Dichloropropene	**<3.6**	ug/L	10.0	3.6	10		10/05/21 14:17	10061-01-5	
m&p-Xylene	**1110**	ug/L	20.0	7.0	10		10/05/21 14:17	179601-23-1	
n-Butylbenzene	**<8.6**	ug/L	10.0	8.6	10		10/05/21 14:17	104-51-8	
n-Propylbenzene	**78.6**	ug/L	10.0	3.5	10		10/05/21 14:17	103-65-1	
o-Xylene	**289**	ug/L	10.0	3.5	10		10/05/21 14:17	95-47-6	
p-Isopropyltoluene	**<10.4**	ug/L	50.0	10.4	10		10/05/21 14:17	99-87-6	
sec-Butylbenzene	**8.0J**	ug/L	10.0	4.2	10		10/05/21 14:17	135-98-8	
tert-Butylbenzene	**<5.9**	ug/L	10.0	5.9	10		10/05/21 14:17	98-06-6	
trans-1,2-Dichloroethene	**<5.3**	ug/L	10.0	5.3	10		10/05/21 14:17	156-60-5	
trans-1,3-Dichloropropene	**<34.6**	ug/L	50.0	34.6	10		10/05/21 14:17	10061-02-6	
Surrogates									
4-Bromofluorobenzene (S)	97	%	70-130		10		10/05/21 14:17	460-00-4	
1,2-Dichlorobenzene-d4 (S)	100	%	70-130		10		10/05/21 14:17	2199-69-1	
Toluene-d8 (S)	103	%	70-130		10		10/05/21 14:17	2037-26-5	

Sample: TW-03 **Lab ID: 40234317003** Collected: 09/29/21 14:10 Received: 10/01/21 08:50 Matrix: Water

Parameters	Results	Units	LOQ	LOD	DF	Prepared	Analyzed	CAS No.	Qual
WIDRO GCS	Analytical Method: WI MOD DRO Preparation Method: WI MOD DRO Pace Analytical Services - Green Bay								
Diesel Range Organics	**3.2**	mg/L	0.15	0.045	3	10/06/21 08:32	10/07/21 08:12		DC
WIGRO GCV	Analytical Method: WI MOD GRO Pace Analytical Services - Green Bay								
Gasoline Range Organics	**7630**	ug/L	1250	762	25		10/07/21 13:28		GO
6010D MET ICP, TCLP	Analytical Method: EPA 6010D Preparation Method: EPA 3010A Leachate Method/Date: EPA 1311; 10/05/21 15:00 Pace Analytical Services - Green Bay								
Arsenic	**<0.0084**	mg/L	0.025	0.0084	1	10/06/21 11:18	10/06/21 22:51	7440-38-2	
Barium	**0.11**	mg/L	0.0050	0.0015	1	10/06/21 11:18	10/06/21 22:51	7440-39-3	
Cadmium	**<0.0013**	mg/L	0.0050	0.0013	1	10/06/21 11:18	10/06/21 22:51	7440-43-9	
Chromium	**<0.0025**	mg/L	0.010	0.0025	1	10/06/21 11:18	10/06/21 22:51	7440-47-3	
Lead	**<0.0059**	mg/L	0.020	0.0059	1	10/06/21 11:18	10/06/21 22:51	7439-92-1	
Selenium	**<0.012**	mg/L	0.040	0.012	1	10/06/21 11:18	10/06/21 22:51	7782-49-2	
Silver	**<0.0032**	mg/L	0.010	0.0032	1	10/06/21 11:18	10/06/21 22:51	7440-22-4	

REPORT OF LABORATORY ANALYSIS

This report shall not be reproduced, except in full,
without the written consent of Pace Analytical Services, LLC.

Pace Analytical Services, LLC
1241 Bellevue Street - Suite 9
Green Bay, WI 54302
(920)469-2436

ANALYTICAL RESULTS

Project: J210618 STH 54 SEYMOUR
Pace Project No.: 40234317

Sample: TW-03 **Lab ID: 40234317003** Collected: 09/29/21 14:10 Received: 10/01/21 08:50 Matrix: Water

Parameters	Results	Units	LOQ	LOD	DF	Prepared	Analyzed	CAS No.	Qual
6010D MET ICP, Dissolved	Analytical Method: EPA 6010D Preparation Method: EPA 3010A Pace Analytical Services - Green Bay								
Lead, Dissolved	**<5.9**	ug/L	20.0	5.9	1	10/06/21 11:18	10/06/21 21:14	7439-92-1	
7470 Mercury, TCLP	Analytical Method: EPA 7470 Preparation Method: EPA 7470 Leachate Method/Date: EPA 1311; 10/05/21 15:00 Pace Analytical Services - Green Bay								
Mercury	**<0.066**	ug/L	0.20	0.066	1	10/11/21 12:25	10/12/21 10:40	7439-97-6	
8260 MSV	Analytical Method: EPA 8260 Pace Analytical Services - Green Bay								
1,1,1,2-Tetrachloroethane	**<8.9**	ug/L	25.0	8.9	25		10/05/21 14:36	630-20-6	
1,1,1-Trichloroethane	**<7.6**	ug/L	25.0	7.6	25		10/05/21 14:36	71-55-6	
1,1,2,2-Tetrachloroethane	**<9.4**	ug/L	25.0	9.4	25		10/05/21 14:36	79-34-5	
1,1,2-Trichloroethane	**<8.6**	ug/L	125	8.6	25		10/05/21 14:36	79-00-5	
1,1-Dichloroethane	**<7.4**	ug/L	25.0	7.4	25		10/05/21 14:36	75-34-3	
1,1-Dichloroethene	**<14.6**	ug/L	25.0	14.6	25		10/05/21 14:36	75-35-4	
1,1-Dichloropropene	**<10.3**	ug/L	25.0	10.3	25		10/05/21 14:36	563-58-6	
1,2,3-Trichlorobenzene	**<25.5**	ug/L	125	25.5	25		10/05/21 14:36	87-61-6	
1,2,3-Trichloropropane	**<13.9**	ug/L	125	13.9	25		10/05/21 14:36	96-18-4	
1,2,4-Trichlorobenzene	**<23.8**	ug/L	125	23.8	25		10/05/21 14:36	120-82-1	
1,2,4-Trimethylbenzene	**413**	ug/L	25.0	11.2	25		10/05/21 14:36	95-63-6	
1,2-Dibromo-3-chloropropane	**<59.2**	ug/L	125	59.2	25		10/05/21 14:36	96-12-8	
1,2-Dibromoethane (EDB)	**<7.7**	ug/L	25.0	7.7	25		10/05/21 14:36	106-93-4	
1,2-Dichlorobenzene	**<8.1**	ug/L	25.0	8.1	25		10/05/21 14:36	95-50-1	
1,2-Dichloroethane	**<7.3**	ug/L	25.0	7.3	25		10/05/21 14:36	107-06-2	
1,2-Dichloropropane	**<11.2**	ug/L	25.0	11.2	25		10/05/21 14:36	78-87-5	
1,3,5-Trimethylbenzene	**73.0**	ug/L	25.0	8.9	25		10/05/21 14:36	108-67-8	
1,3-Dichlorobenzene	**<8.8**	ug/L	25.0	8.8	25		10/05/21 14:36	541-73-1	
1,3-Dichloropropane	**<7.6**	ug/L	25.0	7.6	25		10/05/21 14:36	142-28-9	
1,4-Dichlorobenzene	**<22.3**	ug/L	25.0	22.3	25		10/05/21 14:36	106-46-7	
2,2-Dichloropropane	**<104**	ug/L	125	104	25		10/05/21 14:36	594-20-7	
2-Chlorotoluene	**<22.2**	ug/L	125	22.2	25		10/05/21 14:36	95-49-8	
4-Chlorotoluene	**<22.4**	ug/L	125	22.4	25		10/05/21 14:36	106-43-4	
Benzene	**879**	ug/L	25.0	7.4	25		10/05/21 14:36	71-43-2	
Bromobenzene	**<9.0**	ug/L	25.0	9.0	25		10/05/21 14:36	108-86-1	
Bromochloromethane	**<8.9**	ug/L	125	8.9	25		10/05/21 14:36	74-97-5	
Bromodichloromethane	**<10.4**	ug/L	25.0	10.4	25		10/05/21 14:36	75-27-4	
Bromoform	**<95.0**	ug/L	125	95.0	25		10/05/21 14:36	75-25-2	
Bromomethane	**<29.8**	ug/L	125	29.8	25		10/05/21 14:36	74-83-9	
Carbon tetrachloride	**<9.2**	ug/L	25.0	9.2	25		10/05/21 14:36	56-23-5	
Chlorobenzene	**<21.4**	ug/L	25.0	21.4	25		10/05/21 14:36	108-90-7	
Chloroethane	**<34.5**	ug/L	125	34.5	25		10/05/21 14:36	75-00-3	
Chloroform	**<29.6**	ug/L	125	29.6	25		10/05/21 14:36	67-66-3	
Chloromethane	**<40.9**	ug/L	125	40.9	25		10/05/21 14:36	74-87-3	
Dibromochloromethane	**<66.1**	ug/L	125	66.1	25		10/05/21 14:36	124-48-1	
Dibromomethane	**<24.8**	ug/L	125	24.8	25		10/05/21 14:36	74-95-3	

REPORT OF LABORATORY ANALYSIS

This report shall not be reproduced, except in full,
without the written consent of Pace Analytical Services, LLC.

Pace Analytical Services, LLC
1241 Bellevue Street - Suite 9
Green Bay, WI 54302
(920)469-2436

ANALYTICAL RESULTS

Project: J210618 STH 54 SEYMOUR
Pace Project No.: 40234317

Sample: TW-03 **Lab ID: 40234317003** Collected: 09/29/21 14:10 Received: 10/01/21 08:50 Matrix: Water

Parameters	Results	Units	LOQ	LOD	DF	Prepared	Analyzed	CAS No.	Qual
8260 MSV	Analytical Method: EPA 8260								
	Pace Analytical Services - Green Bay								
Dichlorodifluoromethane	**<11.4**	ug/L	125	11.4	25		10/05/21 14:36	75-71-8	
Diisopropyl ether	**<27.5**	ug/L	125	27.5	25		10/05/21 14:36	108-20-3	
Ethylbenzene	**1230**	ug/L	25.0	8.1	25		10/05/21 14:36	100-41-4	
Hexachloro-1,3-butadiene	**<68.4**	ug/L	125	68.4	25		10/05/21 14:36	87-68-3	
Isopropylbenzene (Cumene)	**64.6J**	ug/L	125	25.0	25		10/05/21 14:36	98-82-8	
Methyl-tert-butyl ether	**<28.2**	ug/L	125	28.2	25		10/05/21 14:36	1634-04-4	
Methylene Chloride	**<8.0**	ug/L	125	8.0	25		10/05/21 14:36	75-09-2	
Naphthalene	**182**	ug/L	125	28.2	25		10/05/21 14:36	91-20-3	
Styrene	**<8.9**	ug/L	25.0	8.9	25		10/05/21 14:36	100-42-5	
Tetrachloroethene	**<10.2**	ug/L	25.0	10.2	25		10/05/21 14:36	127-18-4	
Toluene	**493**	ug/L	25.0	7.2	25		10/05/21 14:36	108-88-3	
Trichloroethene	**<8.0**	ug/L	25.0	8.0	25		10/05/21 14:36	79-01-6	
Trichlorofluoromethane	**<10.5**	ug/L	25.0	10.5	25		10/05/21 14:36	75-69-4	
Vinyl chloride	**<4.4**	ug/L	25.0	4.4	25		10/05/21 14:36	75-01-4	
cis-1,2-Dichloroethene	**<11.8**	ug/L	25.0	11.8	25		10/05/21 14:36	156-59-2	
cis-1,3-Dichloropropene	**<9.0**	ug/L	25.0	9.0	25		10/05/21 14:36	10061-01-5	
m&p-Xylene	**1280**	ug/L	50.0	17.5	25		10/05/21 14:36	179601-23-1	
n-Butylbenzene	**<21.4**	ug/L	25.0	21.4	25		10/05/21 14:36	104-51-8	
n-Propylbenzene	**182**	ug/L	25.0	8.6	25		10/05/21 14:36	103-65-1	
o-Xylene	**490**	ug/L	25.0	8.7	25		10/05/21 14:36	95-47-6	
p-Isopropyltoluene	**<26.1**	ug/L	125	26.1	25		10/05/21 14:36	99-87-6	
sec-Butylbenzene	**14.6J**	ug/L	25.0	10.6	25		10/05/21 14:36	135-98-8	
tert-Butylbenzene	**<14.7**	ug/L	25.0	14.7	25		10/05/21 14:36	98-06-6	
trans-1,2-Dichloroethene	**<13.2**	ug/L	25.0	13.2	25		10/05/21 14:36	156-60-5	
trans-1,3-Dichloropropene	**<86.6**	ug/L	125	86.6	25		10/05/21 14:36	10061-02-6	
Surrogates									
4-Bromofluorobenzene (S)	98	%	70-130		25		10/05/21 14:36	460-00-4	
1,2-Dichlorobenzene-d4 (S)	100	%	70-130		25		10/05/21 14:36	2199-69-1	
Toluene-d8 (S)	104	%	70-130		25		10/05/21 14:36	2037-26-5	

Sample: TB-01 **Lab ID: 40234317004** Collected: 09/29/21 08:00 Received: 10/01/21 08:50 Matrix: Water

Parameters	Results	Units	LOQ	LOD	DF	Prepared	Analyzed	CAS No.	Qual
8260 MSV	Analytical Method: EPA 8260								
	Pace Analytical Services - Green Bay								
1,1,1,2-Tetrachloroethane	**<0.36**	ug/L	1.0	0.36	1		10/05/21 11:50	630-20-6	
1,1,1-Trichloroethane	**<0.30**	ug/L	1.0	0.30	1		10/05/21 11:50	71-55-6	
1,1,2,2-Tetrachloroethane	**<0.38**	ug/L	1.0	0.38	1		10/05/21 11:50	79-34-5	
1,1,2-Trichloroethane	**<0.34**	ug/L	5.0	0.34	1		10/05/21 11:50	79-00-5	
1,1-Dichloroethane	**<0.30**	ug/L	1.0	0.30	1		10/05/21 11:50	75-34-3	
1,1-Dichloroethene	**<0.58**	ug/L	1.0	0.58	1		10/05/21 11:50	75-35-4	
1,1-Dichloropropene	**<0.41**	ug/L	1.0	0.41	1		10/05/21 11:50	563-58-6	

REPORT OF LABORATORY ANALYSIS

This report shall not be reproduced, except in full,
without the written consent of Pace Analytical Services, LLC.

Pace Analytical Services, LLC
1241 Bellevue Street - Suite 9
Green Bay, WI 54302
(920)469-2436

ANALYTICAL RESULTS

Project: J210618 STH 54 SEYMOUR
Pace Project No.: 40234317

Sample: TB-01 **Lab ID: 40234317004** Collected: 09/29/21 08:00 Received: 10/01/21 08:50 Matrix: Water

Parameters	Results	Units	LOQ	LOD	DF	Prepared	Analyzed	CAS No.	Qual
8260 MSV	Analytical Method: EPA 8260 Pace Analytical Services - Green Bay								
1,2,3-Trichlorobenzene	**<1.0**	ug/L	5.0	1.0	1		10/05/21 11:50	87-61-6	
1,2,3-Trichloropropane	**<0.56**	ug/L	5.0	0.56	1		10/05/21 11:50	96-18-4	
1,2,4-Trichlorobenzene	**<0.95**	ug/L	5.0	0.95	1		10/05/21 11:50	120-82-1	
1,2,4-Trimethylbenzene	**<0.45**	ug/L	1.0	0.45	1		10/05/21 11:50	95-63-6	
1,2-Dibromo-3-chloropropane	**<2.4**	ug/L	5.0	2.4	1		10/05/21 11:50	96-12-8	
1,2-Dibromoethane (EDB)	**<0.31**	ug/L	1.0	0.31	1		10/05/21 11:50	106-93-4	
1,2-Dichlorobenzene	**<0.33**	ug/L	1.0	0.33	1		10/05/21 11:50	95-50-1	
1,2-Dichloroethane	**<0.29**	ug/L	1.0	0.29	1		10/05/21 11:50	107-06-2	
1,2-Dichloropropane	**<0.45**	ug/L	1.0	0.45	1		10/05/21 11:50	78-87-5	
1,3,5-Trimethylbenzene	**<0.36**	ug/L	1.0	0.36	1		10/05/21 11:50	108-67-8	
1,3-Dichlorobenzene	**<0.35**	ug/L	1.0	0.35	1		10/05/21 11:50	541-73-1	
1,3-Dichloropropane	**<0.30**	ug/L	1.0	0.30	1		10/05/21 11:50	142-28-9	
1,4-Dichlorobenzene	**<0.89**	ug/L	1.0	0.89	1		10/05/21 11:50	106-46-7	
2,2-Dichloropropane	**<4.2**	ug/L	5.0	4.2	1		10/05/21 11:50	594-20-7	
2-Chlorotoluene	**<0.89**	ug/L	5.0	0.89	1		10/05/21 11:50	95-49-8	
4-Chlorotoluene	**<0.89**	ug/L	5.0	0.89	1		10/05/21 11:50	106-43-4	
Benzene	**<0.30**	ug/L	1.0	0.30	1		10/05/21 11:50	71-43-2	
Bromobenzene	**<0.36**	ug/L	1.0	0.36	1		10/05/21 11:50	108-86-1	
Bromochloromethane	**<0.36**	ug/L	5.0	0.36	1		10/05/21 11:50	74-97-5	
Bromodichloromethane	**<0.42**	ug/L	1.0	0.42	1		10/05/21 11:50	75-27-4	
Bromoform	**<3.8**	ug/L	5.0	3.8	1		10/05/21 11:50	75-25-2	
Bromomethane	**<1.2**	ug/L	5.0	1.2	1		10/05/21 11:50	74-83-9	
Carbon tetrachloride	**<0.37**	ug/L	1.0	0.37	1		10/05/21 11:50	56-23-5	
Chlorobenzene	**<0.86**	ug/L	1.0	0.86	1		10/05/21 11:50	108-90-7	
Chloroethane	**<1.4**	ug/L	5.0	1.4	1		10/05/21 11:50	75-00-3	
Chloroform	**<1.2**	ug/L	5.0	1.2	1		10/05/21 11:50	67-66-3	
Chloromethane	**<1.6**	ug/L	5.0	1.6	1		10/05/21 11:50	74-87-3	
Dibromochloromethane	**<2.6**	ug/L	5.0	2.6	1		10/05/21 11:50	124-48-1	
Dibromomethane	**<0.99**	ug/L	5.0	0.99	1		10/05/21 11:50	74-95-3	
Dichlorodifluoromethane	**<0.46**	ug/L	5.0	0.46	1		10/05/21 11:50	75-71-8	
Diisopropyl ether	**<1.1**	ug/L	5.0	1.1	1		10/05/21 11:50	108-20-3	
Ethylbenzene	**<0.33**	ug/L	1.0	0.33	1		10/05/21 11:50	100-41-4	
Hexachloro-1,3-butadiene	**<2.7**	ug/L	5.0	2.7	1		10/05/21 11:50	87-68-3	
Isopropylbenzene (Cumene)	**<1.0**	ug/L	5.0	1.0	1		10/05/21 11:50	98-82-8	
Methyl-tert-butyl ether	**<1.1**	ug/L	5.0	1.1	1		10/05/21 11:50	1634-04-4	
Methylene Chloride	**<0.32**	ug/L	5.0	0.32	1		10/05/21 11:50	75-09-2	
Naphthalene	**<1.1**	ug/L	5.0	1.1	1		10/05/21 11:50	91-20-3	
Styrene	**<0.36**	ug/L	1.0	0.36	1		10/05/21 11:50	100-42-5	
Tetrachloroethene	**<0.41**	ug/L	1.0	0.41	1		10/05/21 11:50	127-18-4	
Toluene	**<0.29**	ug/L	1.0	0.29	1		10/05/21 11:50	108-88-3	
Trichloroethene	**<0.32**	ug/L	1.0	0.32	1		10/05/21 11:50	79-01-6	
Trichlorofluoromethane	**<0.42**	ug/L	1.0	0.42	1		10/05/21 11:50	75-69-4	
Vinyl chloride	**<0.17**	ug/L	1.0	0.17	1		10/05/21 11:50	75-01-4	
cis-1,2-Dichloroethene	**<0.47**	ug/L	1.0	0.47	1		10/05/21 11:50	156-59-2	
cis-1,3-Dichloropropene	**<0.36**	ug/L	1.0	0.36	1		10/05/21 11:50	10061-01-5	

REPORT OF LABORATORY ANALYSIS

This report shall not be reproduced, except in full,
without the written consent of Pace Analytical Services, LLC.

Pace Analytical Services, LLC
1241 Bellevue Street - Suite 9
Green Bay, WI 54302
(920)469-2436

ANALYTICAL RESULTS

Project: J210618 STH 54 SEYMOUR
Pace Project No.: 40234317

Sample: TB-01 **Lab ID: 40234317004** Collected: 09/29/21 08:00 Received: 10/01/21 08:50 Matrix: Water

Parameters	Results	Units	LOQ	LOD	DF	Prepared	Analyzed	CAS No.	Qual
8260 MSV	Analytical Method: EPA 8260								
	Pace Analytical Services - Green Bay								
m&p-Xylene	**<0.70**	ug/L	2.0	0.70	1		10/05/21 11:50	179601-23-1	
n-Butylbenzene	**<0.86**	ug/L	1.0	0.86	1		10/05/21 11:50	104-51-8	
n-Propylbenzene	**<0.35**	ug/L	1.0	0.35	1		10/05/21 11:50	103-65-1	
o-Xylene	**<0.35**	ug/L	1.0	0.35	1		10/05/21 11:50	95-47-6	
p-Isopropyltoluene	**<1.0**	ug/L	5.0	1.0	1		10/05/21 11:50	99-87-6	
sec-Butylbenzene	**<0.42**	ug/L	1.0	0.42	1		10/05/21 11:50	135-98-8	
tert-Butylbenzene	**<0.59**	ug/L	1.0	0.59	1		10/05/21 11:50	98-06-6	
trans-1,2-Dichloroethene	**<0.53**	ug/L	1.0	0.53	1		10/05/21 11:50	156-60-5	
trans-1,3-Dichloropropene	**<3.5**	ug/L	5.0	3.5	1		10/05/21 11:50	10061-02-6	
Surrogates									
4-Bromofluorobenzene (S)	98	%	70-130		1		10/05/21 11:50	460-00-4	
1,2-Dichlorobenzene-d4 (S)	101	%	70-130		1		10/05/21 11:50	2199-69-1	
Toluene-d8 (S)	102	%	70-130		1		10/05/21 11:50	2037-26-5	

Sample: TW-04 **Lab ID: 40234317005** Collected: 09/30/21 10:05 Received: 10/01/21 08:50 Matrix: Water

Parameters	Results	Units	LOQ	LOD	DF	Prepared	Analyzed	CAS No.	Qual
WIDRO GCS	Analytical Method: WI MOD DRO Preparation Method: WI MOD DRO								
	Pace Analytical Services - Green Bay								
Diesel Range Organics	**4.3**	mg/L	0.25	0.074	5	10/06/21 08:32	10/07/21 08:21		DC
WIGRO GCV	Analytical Method: WI MOD GRO								
	Pace Analytical Services - Green Bay								
Gasoline Range Organics	**4090**	ug/L	500	305	10		10/07/21 14:20		GO
6010D MET ICP, TCLP	Analytical Method: EPA 6010D Preparation Method: EPA 3010A								
	Leachate Method/Date: EPA 1311; 10/05/21 15:00								
	Pace Analytical Services - Green Bay								
Arsenic	**<0.017**	mg/L	0.050	0.017	2	10/06/21 11:18	10/07/21 09:08	7440-38-2	D3
Barium	**0.28**	mg/L	0.010	0.0030	2	10/06/21 11:18	10/07/21 09:08	7440-39-3	
Cadmium	**<0.0027**	mg/L	0.010	0.0027	2	10/06/21 11:18	10/07/21 09:08	7440-43-9	D3
Chromium	**<0.0051**	mg/L	0.020	0.0051	2	10/06/21 11:18	10/07/21 09:08	7440-47-3	D3
Lead	**<0.012**	mg/L	0.040	0.012	2	10/06/21 11:18	10/07/21 09:08	7439-92-1	D3
Selenium	**<0.024**	mg/L	0.080	0.024	2	10/06/21 11:18	10/07/21 09:08	7782-49-2	D3
Silver	**<0.0064**	mg/L	0.020	0.0064	2	10/06/21 11:18	10/07/21 09:08	7440-22-4	D3
6010D MET ICP, Dissolved	Analytical Method: EPA 6010D Preparation Method: EPA 3010A								
	Pace Analytical Services - Green Bay								
Lead, Dissolved	**<11.8**	ug/L	40.0	11.8	2	10/06/21 11:18	10/07/21 09:20	7439-92-1	D3

REPORT OF LABORATORY ANALYSIS

This report shall not be reproduced, except in full,
without the written consent of Pace Analytical Services, LLC.

Pace Analytical Services, LLC
1241 Bellevue Street - Suite 9
Green Bay, WI 54302
(920)469-2436

ANALYTICAL RESULTS

Project: J210618 STH 54 SEYMOUR
Pace Project No.: 40234317

Sample: TW-04 **Lab ID: 40234317005** Collected: 09/30/21 10:05 Received: 10/01/21 08:50 Matrix: Water

Parameters	Results	Units	LOQ	LOD	DF	Prepared	Analyzed	CAS No.	Qual
7470 Mercury, TCLP	Analytical Method: EPA 7470 Preparation Method: EPA 7470 Leachate Method/Date: EPA 1311; 10/05/21 15:00 Pace Analytical Services - Green Bay								
Mercury	**<0.066**	ug/L	0.20	0.066	1	10/11/21 12:25	10/12/21 10:42	7439-97-6	
8260 MSV	Analytical Method: EPA 8260 Pace Analytical Services - Green Bay								
1,1,1,2-Tetrachloroethane	**<3.6**	ug/L	10.0	3.6	10		10/05/21 14:56	630-20-6	
1,1,1-Trichloroethane	**<3.0**	ug/L	10.0	3.0	10		10/05/21 14:56	71-55-6	
1,1,2,2-Tetrachloroethane	**<3.8**	ug/L	10.0	3.8	10		10/05/21 14:56	79-34-5	
1,1,2-Trichloroethane	**<3.4**	ug/L	50.0	3.4	10		10/05/21 14:56	79-00-5	
1,1-Dichloroethane	**<3.0**	ug/L	10.0	3.0	10		10/05/21 14:56	75-34-3	
1,1-Dichloroethene	**<5.8**	ug/L	10.0	5.8	10		10/05/21 14:56	75-35-4	
1,1-Dichloropropene	**<4.1**	ug/L	10.0	4.1	10		10/05/21 14:56	563-58-6	
1,2,3-Trichlorobenzene	**<10.2**	ug/L	50.0	10.2	10		10/05/21 14:56	87-61-6	
1,2,3-Trichloropropane	**<5.6**	ug/L	50.0	5.6	10		10/05/21 14:56	96-18-4	
1,2,4-Trichlorobenzene	**<9.5**	ug/L	50.0	9.5	10		10/05/21 14:56	120-82-1	
1,2,4-Trimethylbenzene	**778**	ug/L	10.0	4.5	10		10/05/21 14:56	95-63-6	
1,2-Dibromo-3-chloropropane	**<23.7**	ug/L	50.0	23.7	10		10/05/21 14:56	96-12-8	
1,2-Dibromoethane (EDB)	**<3.1**	ug/L	10.0	3.1	10		10/05/21 14:56	106-93-4	
1,2-Dichlorobenzene	**<3.3**	ug/L	10.0	3.3	10		10/05/21 14:56	95-50-1	
1,2-Dichloroethane	**<2.9**	ug/L	10.0	2.9	10		10/05/21 14:56	107-06-2	
1,2-Dichloropropane	**<4.5**	ug/L	10.0	4.5	10		10/05/21 14:56	78-87-5	
1,3,5-Trimethylbenzene	**<3.6**	ug/L	10.0	3.6	10		10/05/21 14:56	108-67-8	
1,3-Dichlorobenzene	**<3.5**	ug/L	10.0	3.5	10		10/05/21 14:56	541-73-1	
1,3-Dichloropropane	**<3.0**	ug/L	10.0	3.0	10		10/05/21 14:56	142-28-9	
1,4-Dichlorobenzene	**<8.9**	ug/L	10.0	8.9	10		10/05/21 14:56	106-46-7	
2,2-Dichloropropane	**<41.8**	ug/L	50.0	41.8	10		10/05/21 14:56	594-20-7	
2-Chlorotoluene	**<8.9**	ug/L	50.0	8.9	10		10/05/21 14:56	95-49-8	
4-Chlorotoluene	**<8.9**	ug/L	50.0	8.9	10		10/05/21 14:56	106-43-4	
Benzene	**5.3J**	ug/L	10.0	3.0	10		10/05/21 14:56	71-43-2	
Bromobenzene	**<3.6**	ug/L	10.0	3.6	10		10/05/21 14:56	108-86-1	
Bromochloromethane	**<3.6**	ug/L	50.0	3.6	10		10/05/21 14:56	74-97-5	
Bromodichloromethane	**<4.2**	ug/L	10.0	4.2	10		10/05/21 14:56	75-27-4	
Bromoform	**<38.0**	ug/L	50.0	38.0	10		10/05/21 14:56	75-25-2	
Bromomethane	**<11.9**	ug/L	50.0	11.9	10		10/05/21 14:56	74-83-9	
Carbon tetrachloride	**<3.7**	ug/L	10.0	3.7	10		10/05/21 14:56	56-23-5	
Chlorobenzene	**<8.6**	ug/L	10.0	8.6	10		10/05/21 14:56	108-90-7	
Chloroethane	**<13.8**	ug/L	50.0	13.8	10		10/05/21 14:56	75-00-3	
Chloroform	**<11.8**	ug/L	50.0	11.8	10		10/05/21 14:56	67-66-3	
Chloromethane	**<16.4**	ug/L	50.0	16.4	10		10/05/21 14:56	74-87-3	
Dibromochloromethane	**<26.4**	ug/L	50.0	26.4	10		10/05/21 14:56	124-48-1	
Dibromomethane	**<9.9**	ug/L	50.0	9.9	10		10/05/21 14:56	74-95-3	
Dichlorodifluoromethane	**<4.6**	ug/L	50.0	4.6	10		10/05/21 14:56	75-71-8	
Diisopropyl ether	**<11.0**	ug/L	50.0	11.0	10		10/05/21 14:56	108-20-3	
Ethylbenzene	**9.0J**	ug/L	10.0	3.3	10		10/05/21 14:56	100-41-4	
Hexachloro-1,3-butadiene	**<27.4**	ug/L	50.0	27.4	10		10/05/21 14:56	87-68-3	

REPORT OF LABORATORY ANALYSIS

This report shall not be reproduced, except in full,
without the written consent of Pace Analytical Services, LLC.

Pace Analytical Services, LLC
1241 Bellevue Street - Suite 9
Green Bay, WI 54302
(920)469-2436

ANALYTICAL RESULTS

Project: J210618 STH 54 SEYMOUR
Pace Project No.: 40234317

Sample: TW-04 **Lab ID: 40234317005** Collected: 09/30/21 10:05 Received: 10/01/21 08:50 Matrix: Water

Parameters	Results	Units	LOQ	LOD	DF	Prepared	Analyzed	CAS No.	Qual
8260 MSV	Analytical Method: EPA 8260 Pace Analytical Services - Green Bay								
Isopropylbenzene (Cumene)	**<10.0**	ug/L	50.0	10.0	10		10/05/21 14:56	98-82-8	
Methyl-tert-butyl ether	**<11.3**	ug/L	50.0	11.3	10		10/05/21 14:56	1634-04-4	
Methylene Chloride	**<3.2**	ug/L	50.0	3.2	10		10/05/21 14:56	75-09-2	
Naphthalene	**15.5J**	ug/L	50.0	11.3	10		10/05/21 14:56	91-20-3	
Styrene	**<3.6**	ug/L	10.0	3.6	10		10/05/21 14:56	100-42-5	
Tetrachloroethene	**<4.1**	ug/L	10.0	4.1	10		10/05/21 14:56	127-18-4	
Toluene	**<2.9**	ug/L	10.0	2.9	10		10/05/21 14:56	108-88-3	
Trichloroethene	**<3.2**	ug/L	10.0	3.2	10		10/05/21 14:56	79-01-6	
Trichlorofluoromethane	**<4.2**	ug/L	10.0	4.2	10		10/05/21 14:56	75-69-4	
Vinyl chloride	**<1.7**	ug/L	10.0	1.7	10		10/05/21 14:56	75-01-4	
cis-1,2-Dichloroethene	**<4.7**	ug/L	10.0	4.7	10		10/05/21 14:56	156-59-2	
cis-1,3-Dichloropropene	**<3.6**	ug/L	10.0	3.6	10		10/05/21 14:56	10061-01-5	
m&p-Xylene	**28.7**	ug/L	20.0	7.0	10		10/05/21 14:56	179601-23-1	
n-Butylbenzene	**<8.6**	ug/L	10.0	8.6	10		10/05/21 14:56	104-51-8	
n-Propylbenzene	**9.2J**	ug/L	10.0	3.5	10		10/05/21 14:56	103-65-1	
o-Xylene	**4.9J**	ug/L	10.0	3.5	10		10/05/21 14:56	95-47-6	
p-Isopropyltoluene	**12.4J**	ug/L	50.0	10.4	10		10/05/21 14:56	99-87-6	
sec-Butylbenzene	**10.2**	ug/L	10.0	4.2	10		10/05/21 14:56	135-98-8	
tert-Butylbenzene	**<5.9**	ug/L	10.0	5.9	10		10/05/21 14:56	98-06-6	
trans-1,2-Dichloroethene	**<5.3**	ug/L	10.0	5.3	10		10/05/21 14:56	156-60-5	
trans-1,3-Dichloropropene	**<34.6**	ug/L	50.0	34.6	10		10/05/21 14:56	10061-02-6	
Surrogates									
4-Bromofluorobenzene (S)	95	%	70-130		10		10/05/21 14:56	460-00-4	
1,2-Dichlorobenzene-d4 (S)	101	%	70-130		10		10/05/21 14:56	2199-69-1	
Toluene-d8 (S)	102	%	70-130		10		10/05/21 14:56	2037-26-5	

Sample: TW-05 **Lab ID: 40234317006** Collected: 09/30/21 10:30 Received: 10/01/21 08:50 Matrix: Water

Parameters	Results	Units	LOQ	LOD	DF	Prepared	Analyzed	CAS No.	Qual
WIDRO GCS	Analytical Method: WI MOD DRO Preparation Method: WI MOD DRO Pace Analytical Services - Green Bay								
Diesel Range Organics	**0.055**	mg/L	0.050	0.015	1	10/06/21 08:32	10/07/21 07:45		B
WIGRO GCV	Analytical Method: WI MOD GRO Pace Analytical Services - Green Bay								
Gasoline Range Organics	**<30.5**	ug/L	50.0	30.5	1		10/07/21 12:10		
6010D MET ICP, TCLP	Analytical Method: EPA 6010D Preparation Method: EPA 3010A Leachate Method/Date: EPA 1311; 10/05/21 15:00 Pace Analytical Services - Green Bay								
Arsenic	**<0.0084**	mg/L	0.025	0.0084	1	10/06/21 11:18	10/06/21 22:56	7440-38-2	
Barium	**0.12**	mg/L	0.0050	0.0015	1	10/06/21 11:18	10/06/21 22:56	7440-39-3	

REPORT OF LABORATORY ANALYSIS

This report shall not be reproduced, except in full,
without the written consent of Pace Analytical Services, LLC.

Pace Analytical Services, LLC
1241 Bellevue Street - Suite 9
Green Bay, WI 54302
(920)469-2436

ANALYTICAL RESULTS

Project: J210618 STH 54 SEYMOUR
Pace Project No.: 40234317

Sample: TW-05 **Lab ID: 40234317006** Collected: 09/30/21 10:30 Received: 10/01/21 08:50 Matrix: Water

Parameters	Results	Units	LOQ	LOD	DF	Prepared	Analyzed	CAS No.	Qual
6010D MET ICP, TCLP	Analytical Method: EPA 6010D Preparation Method: EPA 3010A Leachate Method/Date: EPA 1311; 10/05/21 15:00 Pace Analytical Services - Green Bay								
Cadmium	**<0.0013**	mg/L	0.0050	0.0013	1	10/06/21 11:18	10/06/21 22:56	7440-43-9	
Chromium	**<0.0025**	mg/L	0.010	0.0025	1	10/06/21 11:18	10/06/21 22:56	7440-47-3	
Lead	**<0.0059**	mg/L	0.020	0.0059	1	10/06/21 11:18	10/06/21 22:56	7439-92-1	
Selenium	**<0.012**	mg/L	0.040	0.012	1	10/06/21 11:18	10/06/21 22:56	7782-49-2	
Silver	**<0.0032**	mg/L	0.010	0.0032	1	10/06/21 11:18	10/06/21 22:56	7440-22-4	
6010D MET ICP, Dissolved	Analytical Method: EPA 6010D Preparation Method: EPA 3010A Pace Analytical Services - Green Bay								
Lead, Dissolved	**<5.9**	ug/L	20.0	5.9	1	10/06/21 11:18	10/06/21 21:19	7439-92-1	
7470 Mercury, TCLP	Analytical Method: EPA 7470 Preparation Method: EPA 7470 Leachate Method/Date: EPA 1311; 10/05/21 15:00 Pace Analytical Services - Green Bay								
Mercury	**<0.066**	ug/L	0.20	0.066	1	10/11/21 12:25	10/12/21 10:45	7439-97-6	
8260 MSV	Analytical Method: EPA 8260 Pace Analytical Services - Green Bay								
1,1,1,2-Tetrachloroethane	**<0.36**	ug/L	1.0	0.36	1		10/05/21 12:48	630-20-6	
1,1,1-Trichloroethane	**<0.30**	ug/L	1.0	0.30	1		10/05/21 12:48	71-55-6	
1,1,2,2-Tetrachloroethane	**<0.38**	ug/L	1.0	0.38	1		10/05/21 12:48	79-34-5	
1,1,2-Trichloroethane	**<0.34**	ug/L	5.0	0.34	1		10/05/21 12:48	79-00-5	
1,1-Dichloroethane	**<0.30**	ug/L	1.0	0.30	1		10/05/21 12:48	75-34-3	
1,1-Dichloroethene	**<0.58**	ug/L	1.0	0.58	1		10/05/21 12:48	75-35-4	
1,1-Dichloropropene	**<0.41**	ug/L	1.0	0.41	1		10/05/21 12:48	563-58-6	
1,2,3-Trichlorobenzene	**<1.0**	ug/L	5.0	1.0	1		10/05/21 12:48	87-61-6	
1,2,3-Trichloropropane	**<0.56**	ug/L	5.0	0.56	1		10/05/21 12:48	96-18-4	
1,2,4-Trichlorobenzene	**<0.95**	ug/L	5.0	0.95	1		10/05/21 12:48	120-82-1	
1,2,4-Trimethylbenzene	**<0.45**	ug/L	1.0	0.45	1		10/05/21 12:48	95-63-6	
1,2-Dibromo-3-chloropropane	**<2.4**	ug/L	5.0	2.4	1		10/05/21 12:48	96-12-8	
1,2-Dibromoethane (EDB)	**<0.31**	ug/L	1.0	0.31	1		10/05/21 12:48	106-93-4	
1,2-Dichlorobenzene	**<0.33**	ug/L	1.0	0.33	1		10/05/21 12:48	95-50-1	
1,2-Dichloroethane	**<0.29**	ug/L	1.0	0.29	1		10/05/21 12:48	107-06-2	
1,2-Dichloropropane	**<0.45**	ug/L	1.0	0.45	1		10/05/21 12:48	78-87-5	
1,3,5-Trimethylbenzene	**<0.36**	ug/L	1.0	0.36	1		10/05/21 12:48	108-67-8	
1,3-Dichlorobenzene	**<0.35**	ug/L	1.0	0.35	1		10/05/21 12:48	541-73-1	
1,3-Dichloropropane	**<0.30**	ug/L	1.0	0.30	1		10/05/21 12:48	142-28-9	
1,4-Dichlorobenzene	**<0.89**	ug/L	1.0	0.89	1		10/05/21 12:48	106-46-7	
2,2-Dichloropropane	**<4.2**	ug/L	5.0	4.2	1		10/05/21 12:48	594-20-7	
2-Chlorotoluene	**<0.89**	ug/L	5.0	0.89	1		10/05/21 12:48	95-49-8	
4-Chlorotoluene	**<0.89**	ug/L	5.0	0.89	1		10/05/21 12:48	106-43-4	
Benzene	**<0.30**	ug/L	1.0	0.30	1		10/05/21 12:48	71-43-2	
Bromobenzene	**<0.36**	ug/L	1.0	0.36	1		10/05/21 12:48	108-86-1	
Bromochloromethane	**<0.36**	ug/L	5.0	0.36	1		10/05/21 12:48	74-97-5	

REPORT OF LABORATORY ANALYSIS

This report shall not be reproduced, except in full,
without the written consent of Pace Analytical Services, LLC.

Pace Analytical Services, LLC
1241 Bellevue Street - Suite 9
Green Bay, WI 54302
(920)469-2436

ANALYTICAL RESULTS

Project: J210618 STH 54 SEYMOUR
Pace Project No.: 40234317

Sample: TW-05 **Lab ID: 40234317006** Collected: 09/30/21 10:30 Received: 10/01/21 08:50 Matrix: Water

Parameters	Results	Units	LOQ	LOD	DF	Prepared	Analyzed	CAS No.	Qual
8260 MSV	Analytical Method: EPA 8260 Pace Analytical Services - Green Bay								
Bromodichloromethane	**<0.42**	ug/L	1.0	0.42	1		10/05/21 12:48	75-27-4	
Bromoform	**<3.8**	ug/L	5.0	3.8	1		10/05/21 12:48	75-25-2	
Bromomethane	**<1.2**	ug/L	5.0	1.2	1		10/05/21 12:48	74-83-9	
Carbon tetrachloride	**<0.37**	ug/L	1.0	0.37	1		10/05/21 12:48	56-23-5	
Chlorobenzene	**<0.86**	ug/L	1.0	0.86	1		10/05/21 12:48	108-90-7	
Chloroethane	**<1.4**	ug/L	5.0	1.4	1		10/05/21 12:48	75-00-3	
Chloroform	**<1.2**	ug/L	5.0	1.2	1		10/05/21 12:48	67-66-3	
Chloromethane	**<1.6**	ug/L	5.0	1.6	1		10/05/21 12:48	74-87-3	
Dibromochloromethane	**<2.6**	ug/L	5.0	2.6	1		10/05/21 12:48	124-48-1	
Dibromomethane	**<0.99**	ug/L	5.0	0.99	1		10/05/21 12:48	74-95-3	
Dichlorodifluoromethane	**<0.46**	ug/L	5.0	0.46	1		10/05/21 12:48	75-71-8	
Diisopropyl ether	**<1.1**	ug/L	5.0	1.1	1		10/05/21 12:48	108-20-3	
Ethylbenzene	**<0.33**	ug/L	1.0	0.33	1		10/05/21 12:48	100-41-4	
Hexachloro-1,3-butadiene	**<2.7**	ug/L	5.0	2.7	1		10/05/21 12:48	87-68-3	
Isopropylbenzene (Cumene)	**<1.0**	ug/L	5.0	1.0	1		10/05/21 12:48	98-82-8	
Methyl-tert-butyl ether	**<1.1**	ug/L	5.0	1.1	1		10/05/21 12:48	1634-04-4	
Methylene Chloride	**<0.32**	ug/L	5.0	0.32	1		10/05/21 12:48	75-09-2	
Naphthalene	**<1.1**	ug/L	5.0	1.1	1		10/05/21 12:48	91-20-3	
Styrene	**<0.36**	ug/L	1.0	0.36	1		10/05/21 12:48	100-42-5	
Tetrachloroethene	**<0.41**	ug/L	1.0	0.41	1		10/05/21 12:48	127-18-4	
Toluene	**0.65J**	ug/L	1.0	0.29	1		10/05/21 12:48	108-88-3	
Trichloroethene	**<0.32**	ug/L	1.0	0.32	1		10/05/21 12:48	79-01-6	
Trichlorofluoromethane	**<0.42**	ug/L	1.0	0.42	1		10/05/21 12:48	75-69-4	
Vinyl chloride	**<0.17**	ug/L	1.0	0.17	1		10/05/21 12:48	75-01-4	
cis-1,2-Dichloroethene	**<0.47**	ug/L	1.0	0.47	1		10/05/21 12:48	156-59-2	
cis-1,3-Dichloropropene	**<0.36**	ug/L	1.0	0.36	1		10/05/21 12:48	10061-01-5	
m&p-Xylene	**<0.70**	ug/L	2.0	0.70	1		10/05/21 12:48	179601-23-1	
n-Butylbenzene	**<0.86**	ug/L	1.0	0.86	1		10/05/21 12:48	104-51-8	
n-Propylbenzene	**<0.35**	ug/L	1.0	0.35	1		10/05/21 12:48	103-65-1	
o-Xylene	**<0.35**	ug/L	1.0	0.35	1		10/05/21 12:48	95-47-6	
p-Isopropyltoluene	**<1.0**	ug/L	5.0	1.0	1		10/05/21 12:48	99-87-6	
sec-Butylbenzene	**<0.42**	ug/L	1.0	0.42	1		10/05/21 12:48	135-98-8	
tert-Butylbenzene	**<0.59**	ug/L	1.0	0.59	1		10/05/21 12:48	98-06-6	
trans-1,2-Dichloroethene	**<0.53**	ug/L	1.0	0.53	1		10/05/21 12:48	156-60-5	
trans-1,3-Dichloropropene	**<3.5**	ug/L	5.0	3.5	1		10/05/21 12:48	10061-02-6	
Surrogates									
4-Bromofluorobenzene (S)	99	%	70-130		1		10/05/21 12:48	460-00-4	
1,2-Dichlorobenzene-d4 (S)	100	%	70-130		1		10/05/21 12:48	2199-69-1	
Toluene-d8 (S)	103	%	70-130		1		10/05/21 12:48	2037-26-5	

REPORT OF LABORATORY ANALYSIS

This report shall not be reproduced, except in full,
without the written consent of Pace Analytical Services, LLC.

Pace Analytical Services, LLC
1241 Bellevue Street - Suite 9
Green Bay, WI 54302
(920)469-2436

QUALITY CONTROL DATA

Project: J210618 STH 54 SEYMOUR
Pace Project No.: 40234317

QC Batch: 397760
QC Batch Method: WI MOD GRO
Analysis Method: WI MOD GRO
Analysis Description: WIGRO GCV Water
Laboratory: Pace Analytical Services - Green Bay
Associated Lab Samples: 40234317001, 40234317002, 40234317003, 40234317005, 40234317006

METHOD BLANK: 2295960 Matrix: Water
Associated Lab Samples: 40234317001, 40234317002, 40234317003, 40234317005, 40234317006

Parameter	Units	Blank Result	Reporting Limit	Analyzed	Qualifiers
Gasoline Range Organics	ug/L	<30.5	50.0	10/07/21 10:27	

LABORATORY CONTROL SAMPLE & LCSD: 2295961 2295962

Parameter	Units	Spike Conc.	LCS Result	LCSD Result	LCS % Rec	LCSD % Rec	% Rec Limits	RPD	Max RPD	Qualifiers
Gasoline Range Organics	ug/L	200	176	177	88	88	80-120	1	20	

Results presented on this page are in the units indicated by the "Units" column except where an alternate unit is presented to the right of the result.

REPORT OF LABORATORY ANALYSIS

This report shall not be reproduced, except in full,
without the written consent of Pace Analytical Services, LLC.

Pace Analytical Services, LLC
1241 Bellevue Street - Suite 9
Green Bay, WI 54302
(920)469-2436

QUALITY CONTROL DATA

Project: J210618 STH 54 SEYMOUR
Pace Project No.: 40234317

QC Batch: 398064
QC Batch Method: EPA 7470
Analysis Method: EPA 7470
Analysis Description: 7470 Mercury TCLP
Laboratory: Pace Analytical Services - Green Bay
Associated Lab Samples: 40234317001, 40234317002, 40234317003, 40234317005, 40234317006

METHOD BLANK: 2298175 Matrix: Water
Associated Lab Samples: 40234317001, 40234317002, 40234317003, 40234317005, 40234317006

Parameter	Units	Blank Result	Reporting Limit	Analyzed	Qualifiers
Mercury	ug/L	<0.066	0.20	10/12/21 09:56	

METHOD BLANK: 2294238 Matrix: Water
Associated Lab Samples: 40234317001, 40234317002, 40234317003, 40234317005, 40234317006

Parameter	Units	Blank Result	Reporting Limit	Analyzed	Qualifiers
Mercury	ug/L	<0.066	0.20	10/12/21 10:26	

METHOD BLANK: 2294239 Matrix: Water
Associated Lab Samples: 40234317001, 40234317002, 40234317003, 40234317005, 40234317006

Parameter	Units	Blank Result	Reporting Limit	Analyzed	Qualifiers
Mercury	ug/L	0.91	0.20	10/12/21 10:47	

LABORATORY CONTROL SAMPLE: 2298176

Parameter	Units	Spike Conc.	LCS Result	LCS % Rec	% Rec Limits	Qualifiers
Mercury	ug/L	5	4.9	99	85-115	

MATRIX SPIKE & MATRIX SPIKE DUPLICATE: 2298177 2298178

Parameter	Units	40234318011 Result	MS Spike Conc.	MSD Spike Conc.	MS Result	MSD Result	MS % Rec	MSD % Rec	% Rec Limits	RPD	Max RPD	Qual
Mercury	ug/L	<0.066	5	5	5.5	5.6	111	111	85-115	0	20	

MATRIX SPIKE SAMPLE: 2298179

Parameter	Units	40234317001 Result	Spike Conc.	MS Result	MS % Rec	% Rec Limits	Qualifiers
Mercury	ug/L	<0.066	5	5.0	99	85-115	

Results presented on this page are in the units indicated by the "Units" column except where an alternate unit is presented to the right of the result.

REPORT OF LABORATORY ANALYSIS

This report shall not be reproduced, except in full,
without the written consent of Pace Analytical Services, LLC.

Pace Analytical Services, LLC
1241 Bellevue Street - Suite 9
Green Bay, WI 54302
(920)469-2436

QUALITY CONTROL DATA

Project: J210618 STH 54 SEYMOUR
Pace Project No.: 40234317

QC Batch: 397654
QC Batch Method: EPA 3010A
Analysis Method: EPA 6010D
Analysis Description: 6010D MET TCLP
Laboratory: Pace Analytical Services - Green Bay
Associated Lab Samples: 40234317001, 40234317002, 40234317003, 40234317005, 40234317006

METHOD BLANK: 2295021 Matrix: Water
Associated Lab Samples: 40234317001, 40234317002, 40234317003, 40234317005, 40234317006

Parameter	Units	Blank Result	Reporting Limit	Analyzed	Qualifiers
Arsenic	mg/L	<0.0084	0.025	10/06/21 21:55	
Barium	mg/L	<0.0015	0.0050	10/06/21 21:55	
Cadmium	mg/L	<0.0013	0.0050	10/06/21 21:55	
Chromium	mg/L	<0.0025	0.010	10/06/21 21:55	
Lead	mg/L	<0.0059	0.020	10/06/21 21:55	
Selenium	mg/L	<0.012	0.040	10/06/21 21:55	
Silver	mg/L	<0.0032	0.010	10/06/21 21:55	

METHOD BLANK: 2294223 Matrix: Solid
Associated Lab Samples: 40234317001, 40234317002, 40234317003, 40234317005, 40234317006

Parameter	Units	Blank Result	Reporting Limit	Analyzed	Qualifiers
Arsenic	mg/L	<0.0084	0.025	10/06/21 22:58	
Barium	mg/L	<0.0015	0.0050	10/06/21 22:58	
Cadmium	mg/L	<0.0013	0.0050	10/06/21 22:58	
Chromium	mg/L	<0.0025	0.010	10/06/21 22:58	
Lead	mg/L	<0.0059	0.020	10/06/21 22:58	
Selenium	mg/L	<0.012	0.040	10/06/21 22:58	
Silver	mg/L	<0.0032	0.010	10/06/21 22:58	

METHOD BLANK: 2294224 Matrix: Solid
Associated Lab Samples: 40234317001, 40234317002, 40234317003, 40234317005, 40234317006

Parameter	Units	Blank Result	Reporting Limit	Analyzed	Qualifiers
Arsenic	mg/L	<0.0084	0.025	10/06/21 22:36	
Barium	mg/L	<0.0015	0.0050	10/06/21 22:36	
Cadmium	mg/L	<0.0013	0.0050	10/06/21 22:36	
Chromium	mg/L	<0.0025	0.010	10/06/21 22:36	
Lead	mg/L	<0.0059	0.020	10/06/21 22:36	
Selenium	mg/L	<0.012	0.040	10/06/21 22:36	
Silver	mg/L	<0.0032	0.010	10/06/21 22:36	

Results presented on this page are in the units indicated by the "Units" column except where an alternate unit is presented to the right of the result.

REPORT OF LABORATORY ANALYSIS

This report shall not be reproduced, except in full,
without the written consent of Pace Analytical Services, LLC.

Pace Analytical Services, LLC
1241 Bellevue Street - Suite 9
Green Bay, WI 54302
(920)469-2436

QUALITY CONTROL DATA

Project: J210618 STH 54 SEYMOUR
Pace Project No.: 40234317

LABORATORY CONTROL SAMPLE: 2295022

Parameter	Units	Spike Conc.	LCS Result	LCS % Rec	% Rec Limits	Qualifiers
Arsenic	mg/L	0.25	0.25	99	80-120	
Barium	mg/L	0.25	0.25	98	80-120	
Cadmium	mg/L	0.25	0.26	102	80-120	
Chromium	mg/L	0.25	0.25	102	80-120	
Lead	mg/L	0.25	0.26	103	80-120	
Selenium	mg/L	0.25	0.26	103	80-120	
Silver	mg/L	0.12	0.12	98	80-120	

MATRIX SPIKE SAMPLE: 2295023

Parameter	Units	40234307001 Result	Spike Conc.	MS Result	MS % Rec	% Rec Limits	Qualifiers
Arsenic	mg/L	0.045	0.25	0.30	103	75-125	
Barium	mg/L	0.25	0.25	0.48	93	75-125	
Cadmium	mg/L	<0.0013	0.25	0.26	105	75-125	
Chromium	mg/L	0.013	0.25	0.26	98	75-125	
Lead	mg/L	<0.0059	0.25	0.25	99	75-125	
Selenium	mg/L	<0.012	0.25	0.28	109	75-125	
Silver	mg/L	<0.0032	0.12	0.13	102	75-125	

MATRIX SPIKE SAMPLE: 2295024

Parameter	Units	40234317001 Result	Spike Conc.	MS Result	MS % Rec	% Rec Limits	Qualifiers
Arsenic	mg/L	<0.0084	0.25	0.26	100	75-125	
Barium	mg/L	0.053	0.25	0.30	97	75-125	
Cadmium	mg/L	<0.0013	0.25	0.26	103	75-125	
Chromium	mg/L	<0.0025	0.25	0.25	100	75-125	
Lead	mg/L	<0.0059	0.25	0.27	106	75-125	
Selenium	mg/L	<0.012	0.25	0.27	106	75-125	
Silver	mg/L	<0.0032	0.12	0.12	97	75-125	

MATRIX SPIKE SAMPLE: 2295025

Parameter	Units	40234357001 Result	Spike Conc.	MS Result	MS % Rec	% Rec Limits	Qualifiers
Arsenic	mg/L	<0.017	0.25	0.27	106	75-125	
Barium	mg/L	0.56	0.25	0.82	103	75-125	
Cadmium	mg/L	<0.0027	0.25	0.26	103	75-125	
Chromium	mg/L	<0.0051	0.25	0.25	98	75-125	
Lead	mg/L	<0.012	0.25	0.25	100	75-125	
Selenium	mg/L	<0.024	0.25	0.26	104	75-125	
Silver	mg/L	<0.0064	0.12	0.13	102	75-125	

Results presented on this page are in the units indicated by the "Units" column except where an alternate unit is presented to the right of the result.

REPORT OF LABORATORY ANALYSIS

This report shall not be reproduced, except in full,
without the written consent of Pace Analytical Services, LLC.

Pace Analytical Services, LLC
1241 Bellevue Street - Suite 9
Green Bay, WI 54302
(920)469-2436

QUALITY CONTROL DATA

Project: J210618 STH 54 SEYMOUR
Pace Project No.: 40234317

QC Batch: 397659
QC Batch Method: EPA 3010A
Analysis Method: EPA 6010D
Analysis Description: 6010D MET Dissolved
Laboratory: Pace Analytical Services - Green Bay
Associated Lab Samples: 40234317001, 40234317002, 40234317003, 40234317005, 40234317006

METHOD BLANK: 2295074 Matrix: Water
Associated Lab Samples: 40234317001, 40234317002, 40234317003, 40234317005, 40234317006

Parameter	Units	Blank Result	Reporting Limit	Analyzed	Qualifiers
Lead, Dissolved	ug/L	<5.9	20.0	10/06/21 20:38	

LABORATORY CONTROL SAMPLE: 2295075

Parameter	Units	Spike Conc.	LCS Result	LCS % Rec	% Rec Limits	Qualifiers
Lead, Dissolved	ug/L	250	255	102	80-120	

MATRIX SPIKE & MATRIX SPIKE DUPLICATE: 2295076 2295077

Parameter	Units	40234284014 Result	MS Spike Conc.	MSD Spike Conc.	MS Result	MSD Result	MS % Rec	MSD % Rec	% Rec Limits	RPD	Max RPD	Qual
Lead, Dissolved	ug/L	<5.9	250	250	258	262	102	104	75-125	2	20	

Results presented on this page are in the units indicated by the "Units" column except where an alternate unit is presented to the right of the result.

REPORT OF LABORATORY ANALYSIS

This report shall not be reproduced, except in full,
without the written consent of Pace Analytical Services, LLC.

Pace Analytical Services, LLC
1241 Bellevue Street - Suite 9
Green Bay, WI 54302
(920)469-2436

QUALITY CONTROL DATA

Project: J210618 STH 54 SEYMOUR
Pace Project No.: 40234317

QC Batch: 397378
QC Batch Method: EPA 8260
Analysis Method: EPA 8260
Analysis Description: 8260 MSV
Laboratory: Pace Analytical Services - Green Bay
Associated Lab Samples: 40234317001, 40234317002, 40234317003, 40234317004, 40234317005, 40234317006

METHOD BLANK: 2293346 Matrix: Water
Associated Lab Samples: 40234317001, 40234317002, 40234317003, 40234317004, 40234317005, 40234317006

Parameter	Units	Blank Result	Reporting Limit	Analyzed	Qualifiers
1,1,1,2-Tetrachloroethane	ug/L	<0.36	1.0	10/05/21 06:03	
1,1,1-Trichloroethane	ug/L	<0.30	1.0	10/05/21 06:03	
1,1,2,2-Tetrachloroethane	ug/L	<0.38	1.0	10/05/21 06:03	
1,1,2-Trichloroethane	ug/L	<0.34	5.0	10/05/21 06:03	
1,1-Dichloroethane	ug/L	<0.30	1.0	10/05/21 06:03	
1,1-Dichloroethene	ug/L	<0.58	1.0	10/05/21 06:03	
1,1-Dichloropropene	ug/L	<0.41	1.0	10/05/21 06:03	
1,2,3-Trichlorobenzene	ug/L	<1.0	5.0	10/05/21 06:03	
1,2,3-Trichloropropane	ug/L	<0.56	5.0	10/05/21 06:03	
1,2,4-Trichlorobenzene	ug/L	<0.95	5.0	10/05/21 06:03	
1,2,4-Trimethylbenzene	ug/L	<0.45	1.0	10/05/21 06:03	
1,2-Dibromo-3-chloropropane	ug/L	<2.4	5.0	10/05/21 06:03	
1,2-Dibromoethane (EDB)	ug/L	<0.31	1.0	10/05/21 06:03	
1,2-Dichlorobenzene	ug/L	<0.33	1.0	10/05/21 06:03	
1,2-Dichloroethane	ug/L	<0.29	1.0	10/05/21 06:03	
1,2-Dichloropropane	ug/L	<0.45	1.0	10/05/21 06:03	
1,3,5-Trimethylbenzene	ug/L	<0.36	1.0	10/05/21 06:03	
1,3-Dichlorobenzene	ug/L	<0.35	1.0	10/05/21 06:03	
1,3-Dichloropropane	ug/L	<0.30	1.0	10/05/21 06:03	
1,4-Dichlorobenzene	ug/L	<0.89	1.0	10/05/21 06:03	
2,2-Dichloropropane	ug/L	<4.2	5.0	10/05/21 06:03	
2-Chlorotoluene	ug/L	<0.89	5.0	10/05/21 06:03	
4-Chlorotoluene	ug/L	<0.89	5.0	10/05/21 06:03	
Benzene	ug/L	<0.30	1.0	10/05/21 06:03	
Bromobenzene	ug/L	<0.36	1.0	10/05/21 06:03	
Bromochloromethane	ug/L	<0.36	5.0	10/05/21 06:03	
Bromodichloromethane	ug/L	<0.42	1.0	10/05/21 06:03	
Bromoform	ug/L	<3.8	5.0	10/05/21 06:03	
Bromomethane	ug/L	<1.2	5.0	10/05/21 06:03	
Carbon tetrachloride	ug/L	<0.37	1.0	10/05/21 06:03	
Chlorobenzene	ug/L	<0.86	1.0	10/05/21 06:03	
Chloroethane	ug/L	<1.4	5.0	10/05/21 06:03	
Chloroform	ug/L	<1.2	5.0	10/05/21 06:03	
Chloromethane	ug/L	<1.6	5.0	10/05/21 06:03	
cis-1,2-Dichloroethene	ug/L	<0.47	1.0	10/05/21 06:03	
cis-1,3-Dichloropropene	ug/L	<0.36	1.0	10/05/21 06:03	
Dibromochloromethane	ug/L	<2.6	5.0	10/05/21 06:03	
Dibromomethane	ug/L	<0.99	5.0	10/05/21 06:03	
Dichlorodifluoromethane	ug/L	<0.46	5.0	10/05/21 06:03	
Diisopropyl ether	ug/L	<1.1	5.0	10/05/21 06:03	

Results presented on this page are in the units indicated by the "Units" column except where an alternate unit is presented to the right of the result.

REPORT OF LABORATORY ANALYSIS

This report shall not be reproduced, except in full,
without the written consent of Pace Analytical Services, LLC.

Pace Analytical Services, LLC
1241 Bellevue Street - Suite 9
Green Bay, WI 54302
(920)469-2436

QUALITY CONTROL DATA

Project: J210618 STH 54 SEYMOUR
Pace Project No.: 40234317

METHOD BLANK: 2293346 Matrix: Water
Associated Lab Samples: 40234317001, 40234317002, 40234317003, 40234317004, 40234317005, 40234317006

Parameter	Units	Blank Result	Reporting Limit	Analyzed	Qualifiers
Ethylbenzene	ug/L	<0.33	1.0	10/05/21 06:03	
Hexachloro-1,3-butadiene	ug/L	<2.7	5.0	10/05/21 06:03	
Isopropylbenzene (Cumene)	ug/L	<1.0	5.0	10/05/21 06:03	
m&p-Xylene	ug/L	<0.70	2.0	10/05/21 06:03	
Methyl-tert-butyl ether	ug/L	<1.1	5.0	10/05/21 06:03	
Methylene Chloride	ug/L	<0.32	5.0	10/05/21 06:03	
n-Butylbenzene	ug/L	<0.86	1.0	10/05/21 06:03	
n-Propylbenzene	ug/L	<0.35	1.0	10/05/21 06:03	
Naphthalene	ug/L	<1.1	5.0	10/05/21 06:03	
o-Xylene	ug/L	<0.35	1.0	10/05/21 06:03	
p-Isopropyltoluene	ug/L	<1.0	5.0	10/05/21 06:03	
sec-Butylbenzene	ug/L	<0.42	1.0	10/05/21 06:03	
Styrene	ug/L	<0.36	1.0	10/05/21 06:03	
tert-Butylbenzene	ug/L	<0.59	1.0	10/05/21 06:03	
Tetrachloroethene	ug/L	<0.41	1.0	10/05/21 06:03	
Toluene	ug/L	<0.29	1.0	10/05/21 06:03	
trans-1,2-Dichloroethene	ug/L	<0.53	1.0	10/05/21 06:03	
trans-1,3-Dichloropropene	ug/L	<3.5	5.0	10/05/21 06:03	
Trichloroethene	ug/L	<0.32	1.0	10/05/21 06:03	
Trichlorofluoromethane	ug/L	<0.42	1.0	10/05/21 06:03	
Vinyl chloride	ug/L	<0.17	1.0	10/05/21 06:03	
1,2-Dichlorobenzene-d4 (S)	%	99	70-130	10/05/21 06:03	
4-Bromofluorobenzene (S)	%	97	70-130	10/05/21 06:03	
Toluene-d8 (S)	%	102	70-130	10/05/21 06:03	

LABORATORY CONTROL SAMPLE: 2293347

Parameter	Units	Spike Conc.	LCS Result	LCS % Rec	% Rec Limits	Qualifiers
1,1,1-Trichloroethane	ug/L	50	52.7	105	70-130	
1,1,2,2-Tetrachloroethane	ug/L	50	50.7	101	66-130	
1,1,2-Trichloroethane	ug/L	50	51.2	102	70-130	
1,1-Dichloroethane	ug/L	50	52.4	105	68-132	
1,1-Dichloroethene	ug/L	50	54.0	108	85-126	
1,2,4-Trichlorobenzene	ug/L	50	49.3	99	70-130	
1,2-Dibromo-3-chloropropane	ug/L	50	46.5	93	51-126	
1,2-Dibromoethane (EDB)	ug/L	50	51.6	103	70-130	
1,2-Dichlorobenzene	ug/L	50	52.0	104	70-130	
1,2-Dichloroethane	ug/L	50	48.5	97	70-130	
1,2-Dichloropropane	ug/L	50	50.5	101	78-125	
1,3-Dichlorobenzene	ug/L	50	50.9	102	70-130	
1,4-Dichlorobenzene	ug/L	50	52.1	104	70-130	
Benzene	ug/L	50	50.6	101	70-132	
Bromodichloromethane	ug/L	50	50.6	101	70-130	
Bromoform	ug/L	50	44.6	89	65-130	

Results presented on this page are in the units indicated by the "Units" column except where an alternate unit is presented to the right of the result.

REPORT OF LABORATORY ANALYSIS

This report shall not be reproduced, except in full,
without the written consent of Pace Analytical Services, LLC.

Pace Analytical Services, LLC
1241 Bellevue Street - Suite 9
Green Bay, WI 54302
(920)469-2436

QUALITY CONTROL DATA

Project: J210618 STH 54 SEYMOUR
Pace Project No.: 40234317

LABORATORY CONTROL SAMPLE: 2293347

Parameter	Units	Spike Conc.	LCS Result	LCS % Rec	% Rec Limits	Qualifiers
Bromomethane	ug/L	50	43.8	88	44-128	
Carbon tetrachloride	ug/L	50	52.5	105	70-130	
Chlorobenzene	ug/L	50	52.6	105	70-130	
Chloroethane	ug/L	50	54.6	109	73-137	
Chloroform	ug/L	50	52.2	104	80-122	
Chloromethane	ug/L	50	41.1	82	27-148	
cis-1,2-Dichloroethene	ug/L	50	50.3	101	70-130	
cis-1,3-Dichloropropene	ug/L	50	48.6	97	70-130	
Dibromochloromethane	ug/L	50	48.7	97	70-130	
Dichlorodifluoromethane	ug/L	50	39.7	79	22-151	
Ethylbenzene	ug/L	50	52.1	104	80-123	
Isopropylbenzene (Cumene)	ug/L	50	55.1	110	70-130	
m&p-Xylene	ug/L	100	105	105	70-130	
Methyl-tert-butyl ether	ug/L	50	53.2	106	66-130	
Methylene Chloride	ug/L	50	50.5	101	70-130	
o-Xylene	ug/L	50	53.1	106	70-130	
Styrene	ug/L	50	55.7	111	70-130	
Tetrachloroethene	ug/L	50	51.0	102	70-130	
Toluene	ug/L	50	51.7	103	80-121	
trans-1,2-Dichloroethene	ug/L	50	55.0	110	70-130	
trans-1,3-Dichloropropene	ug/L	50	50.0	100	58-125	
Trichloroethene	ug/L	50	50.0	100	70-130	
Trichlorofluoromethane	ug/L	50	53.2	106	84-148	
Vinyl chloride	ug/L	50	51.0	102	63-142	
1,2-Dichlorobenzene-d4 (S)	%			100	70-130	
4-Bromofluorobenzene (S)	%			99	70-130	
Toluene-d8 (S)	%			101	70-130	

MATRIX SPIKE & MATRIX SPIKE DUPLICATE: 2294217 2294218

Parameter	Units	40234326001 Result	MS Spike Conc.	MSD Spike Conc.	MS Result	MSD Result	MS % Rec	MSD % Rec	% Rec Limits	RPD	Max RPD	Qual
1,1,1-Trichloroethane	ug/L	<0.30	50	50	51.4	51.2	103	102	70-130	0	20	
1,1,2,2-Tetrachloroethane	ug/L	<0.38	50	50	47.7	49.0	95	98	66-130	3	20	
1,1,2-Trichloroethane	ug/L	<0.34	50	50	47.8	48.9	96	98	70-130	2	20	
1,1-Dichloroethane	ug/L	<0.30	50	50	50.4	50.3	101	101	68-132	0	20	
1,1-Dichloroethene	ug/L	<0.58	50	50	53.0	51.6	106	103	76-132	3	20	
1,2,4-Trichlorobenzene	ug/L	<0.95	50	50	46.8	47.0	93	94	70-130	0	20	
1,2-Dibromo-3-chloropropane	ug/L	<2.4	50	50	43.0	44.4	86	89	51-126	3	20	
1,2-Dibromoethane (EDB)	ug/L	<0.31	50	50	48.8	49.0	98	98	70-130	0	20	
1,2-Dichlorobenzene	ug/L	<0.33	50	50	49.9	50.6	100	101	70-130	1	20	
1,2-Dichloroethane	ug/L	<0.29	50	50	46.1	46.3	92	93	70-130	0	20	
1,2-Dichloropropane	ug/L	<0.45	50	50	48.5	48.2	97	96	77-125	1	20	
1,3-Dichlorobenzene	ug/L	<0.35	50	50	48.3	50.0	97	100	70-130	3	20	

Results presented on this page are in the units indicated by the "Units" column except where an alternate unit is presented to the right of the result.

REPORT OF LABORATORY ANALYSIS

This report shall not be reproduced, except in full,
without the written consent of Pace Analytical Services, LLC.

Pace Analytical Services, LLC
1241 Bellevue Street - Suite 9
Green Bay, WI 54302
(920)469-2436

QUALITY CONTROL DATA

Project: J210618 STH 54 SEYMOUR
Pace Project No.: 40234317

MATRIX SPIKE & MATRIX SPIKE DUPLICATE: 2294217 2294218

Parameter	Units	40234326001 Result	MS Spike Conc.	MSD Spike Conc.	MS Result	MSD Result	MS % Rec	MSD % Rec	% Rec Limits	RPD	Max RPD	Qual
1,4-Dichlorobenzene	ug/L	<0.89	50	50	49.9	49.6	100	99	70-130	0	20	
Benzene	ug/L	<0.30	50	50	48.9	49.0	98	98	70-132	0	20	
Bromodichloromethane	ug/L	<0.42	50	50	47.7	48.2	95	96	70-130	1	20	
Bromoform	ug/L	<3.8	50	50	42.9	42.2	86	84	65-130	2	20	
Bromomethane	ug/L	<1.2	50	50	50.4	54.6	101	109	44-128	8	21	
Carbon tetrachloride	ug/L	<0.37	50	50	51.4	52.0	103	104	70-132	1	20	
Chlorobenzene	ug/L	<0.86	50	50	49.8	50.4	100	101	70-130	1	20	
Chloroethane	ug/L	<1.4	50	50	54.0	52.1	108	104	70-137	4	20	
Chloroform	ug/L	<1.2	50	50	50.2	50.3	100	101	80-122	0	20	
Chloromethane	ug/L	<1.6	50	50	40.0	40.5	80	81	17-149	1	20	
cis-1,2-Dichloroethene	ug/L	<0.47	50	50	48.6	48.7	97	97	70-130	0	20	
cis-1,3-Dichloropropene	ug/L	<0.36	50	50	46.7	47.8	93	96	70-130	2	20	
Dibromochloromethane	ug/L	<2.6	50	50	45.9	46.6	92	93	70-130	1	20	
Dichlorodifluoromethane	ug/L	<0.46	50	50	38.2	37.9	76	76	22-158	1	20	
Ethylbenzene	ug/L	<0.33	50	50	49.7	49.7	99	99	80-123	0	20	
Isopropylbenzene (Cumene)	ug/L	<1.0	50	50	52.7	52.4	105	105	70-130	0	20	
m&p-Xylene	ug/L	<0.70	100	100	99.7	99.0	100	99	70-130	1	20	
Methyl-tert-butyl ether	ug/L	<1.1	50	50	44.5	48.1	89	96	66-130	8	20	
Methylene Chloride	ug/L	<0.32	50	50	48.7	49.1	97	98	70-130	1	20	
o-Xylene	ug/L	<0.35	50	50	49.9	50.7	100	101	70-130	2	20	
Styrene	ug/L	<0.36	50	50	52.3	52.6	105	105	70-130	1	20	
Tetrachloroethene	ug/L	<0.41	50	50	49.1	49.3	98	99	70-130	0	20	
Toluene	ug/L	<0.29	50	50	49.3	49.2	99	98	80-121	0	20	
trans-1,2-Dichloroethene	ug/L	<0.53	50	50	48.9	48.9	98	98	70-134	0	20	
trans-1,3-Dichloropropene	ug/L	<3.5	50	50	47.2	46.4	94	93	58-130	2	20	
Trichloroethene	ug/L	<0.32	50	50	49.0	48.8	98	98	70-130	0	20	
Trichlorofluoromethane	ug/L	<0.42	50	50	52.9	51.6	106	103	82-151	2	20	
Vinyl chloride	ug/L	<0.17	50	50	49.9	49.1	100	98	61-143	2	20	
1,2-Dichlorobenzene-d4 (S)	%						99	100	70-130			
4-Bromofluorobenzene (S)	%						98	100	70-130			
Toluene-d8 (S)	%						102	101	70-130			

Results presented on this page are in the units indicated by the "Units" column except where an alternate unit is presented to the right of the result.

REPORT OF LABORATORY ANALYSIS

This report shall not be reproduced, except in full,
without the written consent of Pace Analytical Services, LLC.

Pace Analytical Services, LLC
1241 Bellevue Street - Suite 9
Green Bay, WI 54302
(920)469-2436

QUALITY CONTROL DATA

Project: J210618 STH 54 SEYMOUR
Pace Project No.: 40234317

QC Batch: 397627
QC Batch Method: WI MOD DRO
Analysis Method: WI MOD DRO
Analysis Description: WIDRO GCS
Laboratory: Pace Analytical Services - Green Bay
Associated Lab Samples: 40234317001, 40234317002, 40234317003, 40234317005, 40234317006

METHOD BLANK: 2294855 Matrix: Water
Associated Lab Samples: 40234317001, 40234317002, 40234317003, 40234317005, 40234317006

Parameter	Units	Blank Result	Reporting Limit	Analyzed	Qualifiers
Diesel Range Organics	mg/L	<0.015	0.052	10/07/21 06:24	

LABORATORY CONTROL SAMPLE & LCSD: 2294856 2294857

Parameter	Units	Spike Conc.	LCS Result	LCSD Result	LCS % Rec	LCSD % Rec	% Rec Limits	RPD	Max RPD	Qualifiers
Diesel Range Organics	mg/L	1	0.87	0.90	87	90	75-115	3	20	

Results presented on this page are in the units indicated by the "Units" column except where an alternate unit is presented to the right of the result.

REPORT OF LABORATORY ANALYSIS

This report shall not be reproduced, except in full,
without the written consent of Pace Analytical Services, LLC.

Pace Analytical Services, LLC
1241 Bellevue Street - Suite 9
Green Bay, WI 54302
(920)469-2436

QUALIFIERS

Project: J210618 STH 54 SEYMOUR
Pace Project No.: 40234317

DEFINITIONS

DF - Dilution Factor, if reported, represents the factor applied to the reported data due to dilution of the sample aliquot.

ND - Not Detected at or above LOD.

J - Estimated concentration at or above the LOD and below the LOQ.

LOD - Limit of Detection adjusted for dilution factor, percent moisture, initial weight and final volume.

LOQ - Limit of Quantitation adjusted for dilution factor, percent moisture, initial weight and final volume.

S - Surrogate

1,2-Diphenylhydrazine decomposes to and cannot be separated from Azobenzene using Method 8270. The result for each analyte is a combined concentration.

Consistent with EPA guidelines, unrounded data are displayed and have been used to calculate % recovery and RPD values.

LCS(D) - Laboratory Control Sample (Duplicate)

MS(D) - Matrix Spike (Duplicate)

DUP - Sample Duplicate

RPD - Relative Percent Difference

NC - Not Calculable.

SG - Silica Gel - Clean-Up

U - Indicates the compound was analyzed for, but not detected at or above the adjusted LOD.

N-Nitrosodiphenylamine decomposes and cannot be separated from Diphenylamine using Method 8270. The result reported for each analyte is a combined concentration.

Pace Analytical is TNI accredited. Contact your Pace PM for the current list of accredited analytes.

TNI - The NELAC Institute.

ANALYTE QUALIFIERS

B	Analyte was detected in the associated method blank.
D3	Sample was diluted due to the presence of high levels of non-target analytes or other matrix interference.
DC	Chromatographic pattern inconsistent with typical Diesel Fuel.
GO	Early and late peaks present outside the GRO window.

This report shall not be reproduced, except in full,
without the written consent of Pace Analytical Services, LLC.

Pace Analytical Services, LLC
1241 Bellevue Street - Suite 9
Green Bay, WI 54302
(920)469-2436

QUALITY CONTROL DATA CROSS REFERENCE TABLE

Project: J210618 STH 54 SEYMOUR
Pace Project No.: 40234317

Lab ID	Sample ID	QC Batch Method	QC Batch	Analytical Method	Analytical Batch
40234317001	**TW-01**	WI MOD DRO	397627	WI MOD DRO	397663
40234317002	**TW-02**	WI MOD DRO	397627	WI MOD DRO	397663
40234317003	**TW-03**	WI MOD DRO	397627	WI MOD DRO	397663
40234317005	**TW-04**	WI MOD DRO	397627	WI MOD DRO	397663
40234317006	**TW-05**	WI MOD DRO	397627	WI MOD DRO	397663
40234317001	**TW-01**	WI MOD GRO	397760		
40234317002	**TW-02**	WI MOD GRO	397760		
40234317003	**TW-03**	WI MOD GRO	397760		
40234317005	**TW-04**	WI MOD GRO	397760		
40234317006	**TW-05**	WI MOD GRO	397760		
40234317001	**TW-01**	EPA 3010A	397654	EPA 6010D	397715
40234317002	**TW-02**	EPA 3010A	397654	EPA 6010D	397715
40234317003	**TW-03**	EPA 3010A	397654	EPA 6010D	397715
40234317005	**TW-04**	EPA 3010A	397654	EPA 6010D	397715
40234317006	**TW-05**	EPA 3010A	397654	EPA 6010D	397715
40234317001	**TW-01**	EPA 3010A	397659	EPA 6010D	397716
40234317002	**TW-02**	EPA 3010A	397659	EPA 6010D	397716
40234317003	**TW-03**	EPA 3010A	397659	EPA 6010D	397716
40234317005	**TW-04**	EPA 3010A	397659	EPA 6010D	397716
40234317006	**TW-05**	EPA 3010A	397659	EPA 6010D	397716
40234317001	**TW-01**	EPA 7470	398064	EPA 7470	398124
40234317002	**TW-02**	EPA 7470	398064	EPA 7470	398124
40234317003	**TW-03**	EPA 7470	398064	EPA 7470	398124
40234317005	**TW-04**	EPA 7470	398064	EPA 7470	398124
40234317006	**TW-05**	EPA 7470	398064	EPA 7470	398124
40234317001	**TW-01**	EPA 8260	397378		
40234317002	**TW-02**	EPA 8260	397378		
40234317003	**TW-03**	EPA 8260	397378		
40234317004	**TB-01**	EPA 8260	397378		
40234317005	**TW-04**	EPA 8260	397378		
40234317006	**TW-05**	EPA 8260	397378		

This report shall not be reproduced, except in full,
without the written consent of Pace Analytical Services, LLC.

CHAIN-OF-CUSTODY / Analytical Request Document

The Chain-of-Custody is a LEGAL DOCUMENT. All relevant fields must be completed accurately.

40234317

Section A	Section B	Section C	Section D
Required Client Information:	**Required** Project Information:	Invoice Information:	EQuIS Information:
Company: Bay West LLC	Report To: Mark Gretebeck	Attention: Accounts Payable	Facility_Code:
Address: 5 Empire Drive	Copy To:	Company Name: Bay West LLC	Subfacility_code:
St. Paul, MN 55103		Address: 5 Empire Drive	
Email To: mgretebeck@baywest.com	Purchase Order No.: 207913	St. Paul, MN 55103	
Phone: 608-769-5045	Project Name: STH 54 Seymour	Lab Project Manager: Brian Basten	
Requested Due Date/TAT: 5 Day	Project Number: J210618		

Page 1 of 1

COC#

Site Location STATE: WI

Requested Analysis

ITEM #	Sample Location ID (sys_loc_code)	Sample ID (sys_sample_code)	MATRIX CODE	SAMPLE TYPE (G=GRAB C=COMP)	Collection DATE	Collection Time	# OF CONTAINERS	Preservatives: Unpreserved	H_2SO_4	HNO_3	HCl	NaOH	$Na_2S_2O_3$	Methanol	Other	VOCs	GRO	DRO	Dissolved Lead	TCLP Metals	Comments
1	001	TW-01	WG		9/29/21	1115	9			X	X					X	X	X	X	X	
2	002	TW-02	WG		9/29/21	1305	9			X	X					X	X	X	X	X	
3	003	TW-03	WG		9/29/21	1410	9			X	X					X	X	X	X	X	
4	004	TB-01	W		9/29/21	0800	2				X					X					
5	005	TW-04	WG		9/30/21	1005	9			X	X					X	X	X	X	X	
6	006	TW-05	WG		9/30/21	1030	9			X	X					X	X	X	X	X	
7																					
8																					
9																					
10																					
11																					
12																					

Valid Matrix Codes: Sediment SE; Soil SO; Soil QC SQ; Aqueous W; Groundwater WG; Suface WS

ADDITIONAL COMMENTS	RELINQUISHED BY / AFFILIATION	DATE	TIME	ACCEPTED BY / AFFILIATION	DATE	TIME	SAMPLE CONDITIONS			
Dissolved lead was field filtered	[signature] / Bay West	10/1/21	0850	[signature] / PACE	10/1/21	0850	4,2.5 4,5	Y	N	Y
							Temp (°C)	Received on Ice (Y/N)	Custody Sealed Cooler (Y/N)	Samples Intact (Y/N)

SAMPLER NAME AND SIGNATURE

PRINT Name of SAMPLER: Samuel Gau

SIGNATURE of SAMPLER: [signature]

DATE Signed (MM/DD/YY): 10/1/21

Sample Preservation Receipt Form

Pace Analytical Services, LLC
1241 Bellevue Street, Suite 9
Green Bay, WI 54302

Client Name: Bay West LLC Project # 40234317

All containers needing preservation have been checked and noted below: ☐Yes ☐No ☐N/A Initial when completed: WC Date/ Time:

Lab Lot# of pH paper: 1003604 Lab Std #ID of preservation (if pH adjusted):

Pace Lab #	Glass								Plastic					Vials						Jars				General			VOA Vials (>6mm) *	H2SO4 pH ≤2	NaOH+Zn Act pH ≥9	NaOH pH ≥12	HNO3 pH ≤2	pH after adjusted	Volume (mL)
	AG1U	BG1U	AG1H	AG4S	AG4U	AG5U	AG2S	BG3U	BP1U	BP3U	BP3B	BP3N	BP3S	VG9A	DG9T	VG9U	VG9H	VG9M	VG9D	JGFU	JG9U	WGFU	WPFU	SP5T	ZPLC	GN							
001			1						1			1					6													✓		2.5 / 5 / 10
002			1						1			1					6													✓		2.5 / 5 / 10
003			1						1			1					6													✓		2.5 / 5 / 10
004																	6															2.5 / 5 / 10
005			1						1			1					6													✓		2.5 / 5 / 10
006			1						1			1					6													✓		2.5 / 5 / 10
007																																2.5 / 5 / 10
008																																2.5 / 5 / 10
009																																2.5 / 5 / 10
010																																2.5 / 5 / 10
011																																2.5 / 5 / 10
012																																2.5 / 5 / 10
013																																2.5 / 5 / 10
014																																2.5 / 5 / 10
015																																2.5 / 5 / 10
016																																2.5 / 5 / 10
017																																2.5 / 5 / 10
018																																2.5 / 5 / 10
019																																2.5 / 5 / 10
020																																2.5 / 5 / 10

Exceptions to preservation check: VOA, Coliform, TOC, TOX, TOH, O&G, WI DRO, Phenolics, Other:_____ Headspace in VOA Vials (>6mm) : ☐Yes ☐No ☐N/A ***If yes look in headspace column**

AG1U	1 liter amber glass
BG1U	1 liter clear glass
AG1H	1 liter amber glass HCL
AG4S	125 mL amber glass H2SO4
AG4U	120 mL amber glass unpres
AG5U	100 mL amber glass unpres
AG2S	500 mL amber glass H2SO4
BG3U	250 mL clear glass unpres

BP1U	1 liter plastic unpres
BP3U	250 mL plastic unpres
BP3B	250 mL plastic NaOH
BP3N	250 mL plastic HNO3
BP3S	250 mL plastic H2SO4

VG9A	40 mL clear ascorbic
DG9T	40 mL amber Na Thio
VG9U	40 mL clear vial unpres
VG9H	40 mL clear vial HCL
VG9M	40 mL clear vial MeOH
VG9D	40 mL clear vial DI

JGFU	4 oz amber jar unpres
JG9U	9 oz amber jar unpres
WGFU	4 oz clear jar unpres
WPFU	4 oz plastic jar unpres
SP5T	120 mL plastic Na Thiosulfate
ZPLC	ziploc bag
GN	

Pace Analytical® 1241 Bellevue Street, Green Bay, WI 54302	Document Name: Sample Condition Upon Receipt (SCUR)	Document Revised: 26Mar2020
	Document No.: ENV-FRM-GBAY-0014-Rev.00	Author: Pace Green Bay Quality Office

Sample Condition Upon Receipt Form (SCUR)

Project #:

WO# : 40234317

40234317

Client Name: Bay West

Courier: ☐ CS Logistics ☐ Fed Ex ☐ Speedee ☐ UPS ☐ Waltco
☑ Client ☐ Pace Other:

Tracking #:

Custody Seal on Cooler/Box Present: ☐ yes ☑ no Seals intact: ☐ yes ☑ no
Custody Seal on Samples Present: ☐ yes ☑ no Seals intact: ☐ yes ☑ no
Packing Material: ☐ Bubble Wrap ☑ Bubble Bags ☐ None ☐ Other

Thermometer Used SR - 90 **Type of Ice:** (Wet) Blue Dry None ☑ Samples on ice, cooling process has begun

Cooler Temperature Uncorr: 4.5,3,4.5,5 Corr: 4, 2.5, 4, 5

Person examining contents:
Date: 10/1/21 /Initials: WC

Temp Blank Present: ☐ yes ☐ no **Biological Tissue is Frozen:** ☐ yes ☐ no

Labeled By Initials: MP

Temp should be above freezing to 6°C.
Biota Samples may be received at ≤ 0°C if shipped on Dry Ice.

Chain of Custody Present:	☑Yes ☐No ☐N/A	1.
Chain of Custody Filled Out:	☑Yes ☐No ☐N/A	2.
Chain of Custody Relinquished:	☑Yes ☐No ☐N/A	3.
Sampler Name & Signature on COC:	☑Yes ☐No ☐N/A	4.
Samples Arrived within Hold Time:	☑Yes ☐No	5.
- VOA Samples frozen upon receipt	☐Yes ☐No	Date/Time:
Short Hold Time Analysis (<72hr):	☐Yes ☑No	6.
Rush Turn Around Time Requested:	☐Yes ☑No	7. 5 DAY TAT REQUESTED WC 10/1/21
Sufficient Volume: For Analysis: ☑Yes ☐No MS/MSD: ☐Yes ☑No ☐N/A		8.
Correct Containers Used:	☑Yes ☐No	9.
-Pace Containers Used:	☑Yes ☐No ☐N/A	
-Pace IR Containers Used:	☐Yes ☑No ☐N/A	
Containers Intact:	☑Yes ☐No	10.
Filtered volume received for Dissolved tests	☑Yes ☐No ☐N/A	11.
Sample Labels match COC: -Includes date/time/ID/Analysis Matrix: GW (WG)	☑Yes ☐No ☐N/A	12.
Trip Blank Present:	☑Yes ☐No ☐N/A	13.
Trip Blank Custody Seals Present	☐Yes ☑No ☐N/A	
Pace Trip Blank Lot # (if purchased): 471		

If checked, see attached form for additional comments ☐

Client Notification/ Resolution:
Person Contacted: Date/Time:
Comments/ Resolution:

PM Review is documented electronically in LIMs. By releasing the project, the PM acknowledges they have reviewed the sample logi

Page 2 of 2

Appendix D

Phase 2.5 Work Plan

PROJECT BACKGROUND

Wisconsin Department of Transportation (DOT) is proposing to install two roundabouts at the intersections of STH 54/STH55 and STH 54/CTH C in the City of Seymour.

Bay West will complete this Phase 2.5 in accordance with the Facilities Development Manual (FDM) Section 21-35-12. The purpose of this Phase 2.5 Investigation is to identify potential soil and groundwater contamination at sites within the project corridor Right of Way (ROW) with known historical contamination located off DOT property. Two sites in the project corridor were identified to have potential contamination in Phase I reporting; SIte 5, which is an active/operating Mobil station in the southwest quadrant of the intersection and Site 6, whihc is an inactive/closed Shell station in the northwest quadrant were identified as having petroleum impacts in the ROW during Site Reconniassance. Bay West will install up to 14 soil borings and/or temporary monitoring wells at these sites. Soil borings will be screened every 2.5' using a photo-ionization detector (PID). Up to two soil samples will be collected from each boring. Samples will be collected from the highest PID readings or areas of observed contamination. Historically, groundwater has been encountered at 6-8 feet below ground surface (bgs) at both sites. Bay West will advance the soil borings two feet into the water table in accordance with the FDM. Soil samples will be submitted to Pace Analytical for analysis as detailed below in the Work Plan. Proposed soil borings are illustrated on **Figure 1**. Bay West will install up to 10 temporary monitoring wells to intersect the water table. Groundwater samples will be collected from each temporary monitoring well, submitted to Pace Analytical for analysis as detailed below in the Work Plan. Proposed temporary monitoring well locations are illustrated on **Figure 1**. Rationale for soil boring locations, temporary monitoring well locations, and corresponding sample analysis are also detailed in the Work Plan below.

TIMELINE

Drilling is anticipated to start on September 29th and the work is expected to take 2 days to complete (September 29th through September 30th). Soil borings at Site 5 (SB-1 through SB-7 and TW-1 through TW-5) will be completed first on September 29th followed by soil borings at Site 6 (SB-8 through SB-14 and TW-6 through TW-10) on September 30th. Samples collected during the Phase 2.5 will be analyzed on a standard 10 business day turnaround time. Bay West will provide analytical results to WISDOT upon receipt and will submit the Phase 2.5 Report no later than November 30, 2021, in accordance with the approved Scope of Work, dated July 14, 2021.

WORK PLAN

Boring ID	Boring Depth (feet)[1]	Site	Location Rationale	Soil Analytical Parameters[2,3]					Groundwater Analytical Parameters				
				DRO	GRO	RCRA Metals	VOCs	PAHs	DRO	GRO	Dissolved RCRA Metals	VOCs	PAHs
SB-1	8	Site 5-Active Mobil station BRRTS# 03-02-000102	Investigate soil contamination in ROW where leaking USTs were previously discovered and removed. Soil borings extended to 8 feet or 2 feet into groundwater to assess groundwater conditions, if encountered, and to determine volume of contaminated soil in ROW for removal, if required.	2	2	2	2	2					
SB-2	8			2	2	2	2	2					
SB-3	8			2	2	2	2	2					
SB-4	8			2	2	2	2	2					
SB-5	8			2	2	2	2	2					
SB-6	8			2	2	2	2	2					
SB-7	8			2	2	2	2	2					
TW-1	8		Investigate groundwater contamination, if present, in ROW where leaking USTs were previously discoed and removed.						1	1	1	1	1
TW-2	8								1	1	1	1	1
TW-3	8								1	1	1	1	1
TW-4	8								1	1	1	1	1
TW-5	8								1	1	1	1	1
SB-8	8	Site 6-Closed Shell Station BRRTS# 03-02-000099	Investigate soil and groundwater of observed contamination in ROW where leaking USTs were previously discoed and removed. Soil borings extended to 2 feet into groundwater to assess groundwater conditions and to determine volume of contaminated soil in ROW for removal, if required.	2	2	2	2	2					
SB-9	8			2	2	2	2	2					
SB-10	8			2	2	2	2	2					
SB-11	8			2	2	2	2	2					
SB-12	8			2	2	2	2	2					
SB-13	8			2	2	2	2	2					
SB-14	8			2	2	2	2	2					
TW-6	8								1	1	1	1	1
TW-7	8								1	1	1	1	1
TW-8	8								1	1	1	1	1
TW-9	8								1	1	1	1	1
TW-10	8								1	1	1	1	1
Maximum Total Number of Sample Analyses				**28**	**28**	**28**	**28**	**28**	**10**	**10**	**10**	**10**	**10**
Number of Duplicate Samples													

Notes:

1 - Soil borings will be field screened every 2 1/2 ft and will be advanced at least 2 feet into groundwater. Proposed depths based on available historic groundwater information.

2 - Generally, two soil samples will be collected from each boring; however, more than two samples can be collected from a single boring depending on observed contamination, fill, and stratigraphy. Soil samples will be collected using the following rationale:

· The interval within a stratigraphic layer with the highest PID reading >10 ppm. Note that if multiple stratigraphies are encountered, soil samples from each stratigraphy could be collected from areas with PID readings >10 ppm.
· Obvious discoloration, odor, debris (e.g., potential fill soil) or other visible signs of contamination.
· If no obvious signs of contamination are evident, one sample will be collected from 2 feet directly below the water table or from the bottom of the boring, and one sample will be collected within the typical subsurface soil disturbance zone (2-4ft bgs).

3 - Drilling soil cuttings will be drummed as investigation derived waste and 1 soil sample will be collected from the soil cuttings and analyzed for TCLP RCRA metals TCLP VOCs, and TCLP SVOCs.

Bay West Project Manager Signarue _____ Date:

Figure 1

Proposed Boring Locations

STH 54 Seymour

STH 54 & Ivory Street
Seymour, WI 54165

Map Projection: NAD 1983 UTM Zone 16 N, Meters
Basemap: WiDNR Aerial Imagery WMS, 2014

0 50 100 Feet
0 10 20 30 Meters

Proposed Soil Boring

Parcel Boundaries

Bay West
Customer-Focused Environmental & Industrial Solutions

Drawn By: N.J. Date Drawn/Revised: 8/2/2021 Project No.J210618

Y:\Clients\WISCONSIN_DEPARTMENT_OF_TRANSPORTATION\STH_54_Seymour\MapDocs\J210618\001_Proposed_Borings\J210618 FIG 1 Proposed Boring Locations.mxd