

Supplemental Checklist for Vapor Mitigation Continuing Obligations

Use one per location.

BRRTS Site Name Distinctive Cleaners Activity Number 02-68-245535

System Address(es) 13855 W North Avenue, Brookfield Current Site Use(s): Vacant office/retail

Inspected By: R. Hoverman/P. Grittner Date 8/24/2023

Owner Contact*: Frank D'Amato Phone: 414.225.9817 Ok for text messages

Email Address: frank.damato@daarcddorp.com

Occupant Contact*: _____ Phone: _____ Ok for text messages

Email Address: _____

*Use notes for additional contacts.

Type of System(s)

Sub-slab depressurization, # of fans: 3 Passive venting Membrane Sub-membrane depressurization, # of fans: _____ HVAC controls Other _____

General

Is an Operation, Maintenance & Monitoring (OM&M) Plan available on site and inspections being documented? Y N Date of last inspection: _____

Does system match the closure package continuing obligation documentation? Y N

If no, was the property remodeled? Y N UKN

If yes, were any changes made to the system? Y N UKN *Describe any changes in notes.

Are repairs and/or recommissioning needed? Y N If yes, was the WDNR notified? Y N

Any changes to slab, e.g., deterioration, cracks, or additional penetrations in need of sealing? Y N

Piping

Is the visible piping or extraction point labeled with purpose of system? Y N

Vent pipe appears to extend at least 10-feet above the ground, and above the eave/roof? Y N

Vent pipe appears to end at least 10-feet from any opening into conditioned space. (e.g., window or door, or HVAC fresh air exchange intake), or at least 2-feet above any such opening. Y N

Pipe, fittings/connections appear to be airtight, properly joined/sealed. Y N

Piping properly sloped to avoid water accumulation. Y N

Are there visible openings or breaks in the pipe system. Y N Any warping or heat stress: Y N

A pressure monitor is present, operating, and is accessible. Y N (active systems only, e.g., U-Tube manometer, cylinder, or gauge.) Pressure Reading: 1.5/2.1/1.6

Is there an active alarm or telemetry? Y N Type: _____ If yes, is it working correctly? Y N

The sealing/caulking around the vent pipe in the basement floor is intact. Y N

Is the system connected to a sump pump? Y N If yes, is the sump is sealed Y N

Electrical (for active systems only)

Vent fan plugged cord connection appears to be no more than 6-feet long. Y N

Vent fan plugged cord connection is visible, and not concealed within a wall. Y N

If outside the building, the vent/mitigation fan is hard wired to a disconnect switch. Y N

The circuit/breaker controlling (hard-wired) vent fan is labeled "Mitigation System". Y N

Vent or Mitigation Fan(s)

Vent fan is mounted in a vertical (not horizontal) section of pipe. Y N

If inside, the fan is located in an unconditioned space, e.g., the attic. Y N

Are noticeable sounds or vibrations observed indicating a repair or replacement needed? Y N

Other

Does the system utilize a vapor barrier in a basement or crawl space? Y N

Does the barrier appear to be anchored to all walls and sealed? Y N

Is the barrier in good condition. i.e., free of rips, tears, or other post installation penetrations? Y N

Any system repairs required? Y N If yes, should repairs be done by certified mitigator? Y N

Notes: The system was functional and in good condition.

Sketch location of repairs or changes to system:

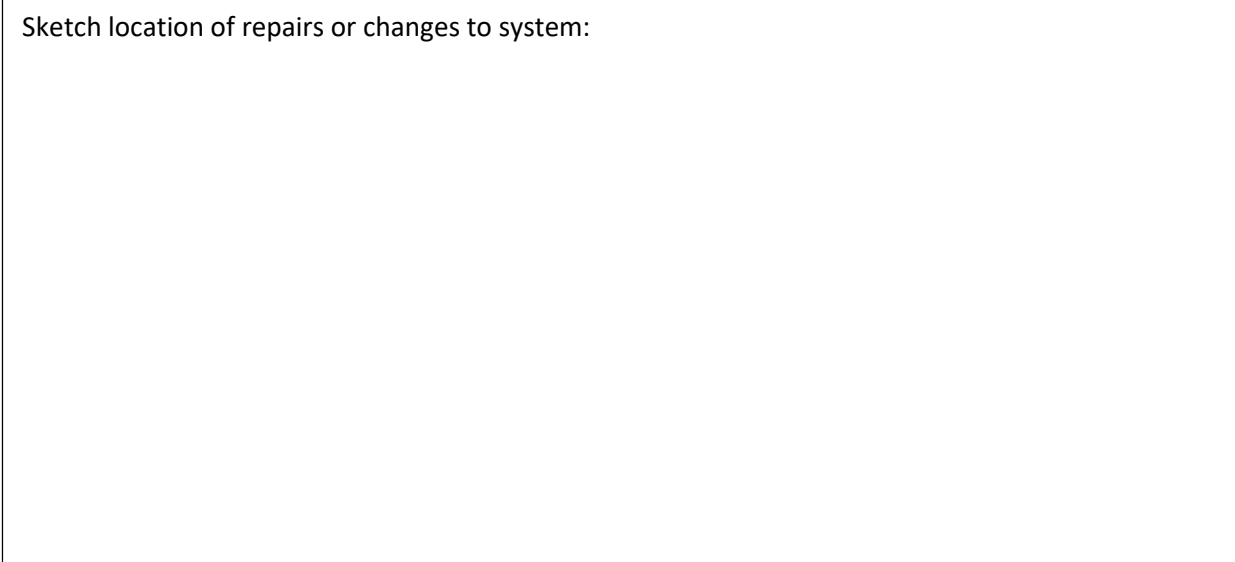



Photo Log



Description: Typical sealed sump



Description: Pipe with labelling







Description: Typical seal at floor



Description: Typical gauge

Photo Log

	
Description:	Description:
	
Description:	Description: