

February 13, 2020

State of Wisconsin  
Department of Natural Resources  
Timothy Zeichert  
PO Box 7921  
Madison, WI 53707-7921

Re: Letter Report - Groundwater Monitoring Well Installation and Sampling  
Lenny's Service Center, 1500 Rawson Avenue, South Milwaukee, Wisconsin  
BRRTS #03-41-003443

Dear Mr. Zeichert:

In letters dated September 24, 2019 and January 21, 2020, you approved the costs and scope for installation of a groundwater monitoring well and sampling soil and groundwater monitoring wells. The costs for his letter report was approved in your January 21, 2020 letter.

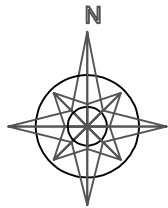
Monitoring wells MW-15, MW-16, MW-23, MW-24, and MW-27, located as shown on the attached figure, were sampled on January 4, 2020 and analyzed for petroleum volatile organic compounds (PVOCs). Monitoring well MW-45 was installed, developed, and sampled on January 30, 2010 and submitted for VOC analysis to Pace Labs. The well construction log form 4400-122 and well development log form 4400-113A are attached. In addition, probe P-45 was advanced on January 30, 2020 and 2 soil samples were submitted for PVOC+ naphthalene and petroleum aromatic hydrocarbon (PAH) analysis.

The Table A.1 Groundwater Analytical Results attached provides a summary of the groundwater sampling results. Table A.2 Soil Analytical Results attached provides a summary of the soil analytical results. Laboratory reports are also attached.

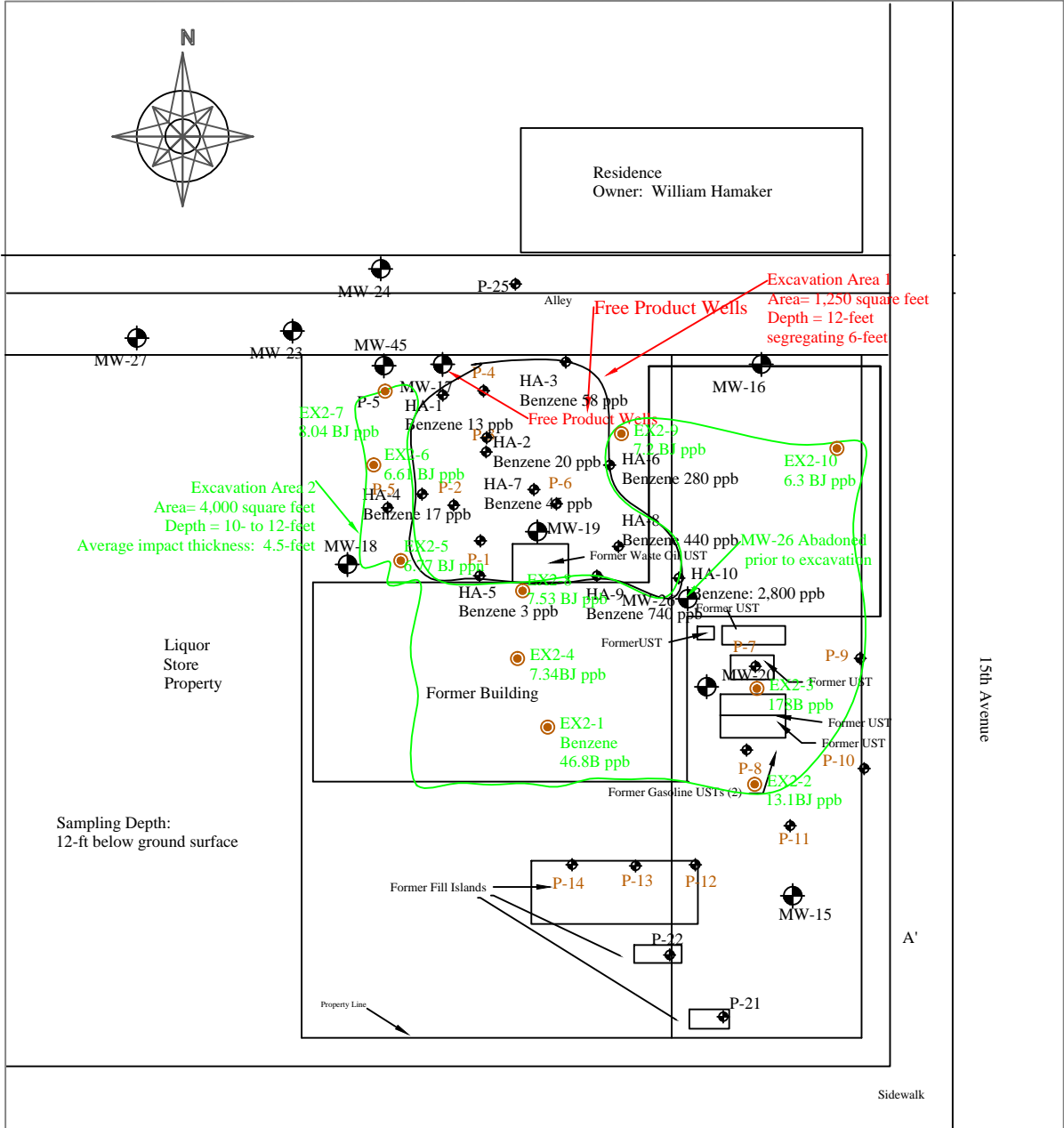
If we can provide you with any additional information or if you require clarification, please call me at (262) 781-4646. Final groundwater sampling is anticipated in March 2020.

Sincerely,

Gregory S. Walsh, PE  
ASSURED ENVIRONMENTAL ASSOCIATES, INC.



Residence  
Owner: William Hamaker



Drawing date: 10/23/2019

Rawson Avenue

Approximate Scale:  
1-inch = 25-feet

- ◆ Soil Sampling Location
- Monitoring Well Locations



Assured Environmental Associates, Inc.  
14120 West Glendale Avenue  
Brookfield, Wisconsin

### Monitoring Well Figure Lenny's Service and Towing 1500 Rawson Avenue South Milwaukee, Wisconsin


Route To: Watershed/Wastewater  Waste Management   
Remediation/Revelopment  Other  \_\_\_\_\_

Page \_\_\_\_\_ of \_\_\_\_\_

Facility/Project Name <b>Lennys Service</b>			License/Permit/Monitoring Number <b>241525650</b>		Boring Number <b>P-45</b>	
Boring Drilled By: Name of crew chief (first, last) and Firm First Name: <b>Gage</b> Last Name: <b>Kapugi</b>			Date Drilling Started <b>01 / 30 / 2020</b> <small>m m / d d / y y y y</small>		Date Drilling Completed <b>01 / 30 / 2020</b> <small>m m / d d / y y y y</small>	
Firm: <b>On-site</b>			Drilling Method <b>Probe</b>			
WI Unique Well No.	DNR Well ID No.	Well Name	Final Static Water Level ____ Feet MSL	Surface Elevation ____ Feet MSL	Borehole Diameter <b>2</b> inches	
Local Grid Origin <input type="checkbox"/> (estimated: <input type="checkbox"/> ) or Boring Location <input type="checkbox"/>			Lat <b>0</b> ' " <b>0</b> "		Local Grid Location <input type="checkbox"/> N <input type="checkbox"/> E	
State Plane _____ N, _____ E			Long _____ ' " <b>0</b> "		<input type="checkbox"/> S _____ Feet <input type="checkbox"/> W _____ Feet	
1/4 of _____ 1/4 of Section _____, T _____ N, R _____						
Facility ID _____		County _____	County Code _____	Civil Town/City/ or Village _____		

Number and Type	Sample Length Att. & Recovered (in)	Blow Counts	Depth in Feet (Below ground surface)	Soil/Rock Description And Geologic Origin For Each Major Unit	USCS	Graphic Log	Well Diagram	PID/FID	Soil Properties					RQD/ Comments	
									Compressive Strength	Moisture Content	Liquid Limit	Plasticity Index	P 200		
	54/60		5	Grass, brown sandy silt tan well sortetd sand black silty clay, brown sandy clay	Fill										
	60/60		10	Brown sandy clay, 4" sand at 7' wet at 8', sampled at about 8', wet soft silty clay 8'-10'	Cl										
			15	Blind											
				15' EOB											

I hereby certify that the information on this form is true and correct to the best of my knowledge.

Signature  Firm **Assured Environmental Associates, Inc.**

This form is authorized by Chapters 281, 283, 289, 291, 292, 293, 295, and 299, Wis. Stats. Completion of this form is mandatory. Failure to file this form may result in forfeiture of between \$10 and \$25,000, or imprisonment for up to one year, depending on the program and conduct involved. Personally identifiable information on this form is not intended to be used for any other purpose. NOTE: See instructions for more information, including where the completed form should be sent.

Facility/Project Name <b>Lennys</b>		Local Grid Location of Well ft. <input type="checkbox"/> N. <input type="checkbox"/> E. ft. <input type="checkbox"/> S. <input type="checkbox"/> W.		Well Name <b>MW-45</b>	
Facility License, Permit or Monitoring No.		Local Grid Origin (estimated: <input type="checkbox"/> ) or Well Location <input type="checkbox"/>		Wis. Unique Well No. DNR Well ID No.	
Facility ID <b>241525650</b>		St. Plane _____ ft. N, _____ ft. E. S/C/N		Date Well Installed <b>01/30/2020</b> m m d d y y y y	
Type of Well Well Code _____ / _____		Section Location of Waste/Source 1/4 of _____ 1/4 of Sec. _____ T. _____ N, R. <input type="checkbox"/> E <input type="checkbox"/> W		Well Installed By: Name (first, last) and Firm <b>Gabe Kapugi</b>	
Distance from Waste/Source <b>30</b> ft.		Enf. Stds. Apply <input type="checkbox"/>		On-site Environmental	
Location of Well Relative to Waste/Source u <input type="checkbox"/> Upgradient s <input type="checkbox"/> Sidegradient d <input type="checkbox"/> Downgradient n <input type="checkbox"/> Not Known		Gov. Lot Number			

A. Protective pipe, top elevation <b>Flushmount</b> ft. MSL	1. Cap and lock? <input checked="" type="checkbox"/> Yes <input type="checkbox"/> No
B. Well casing, top elevation <b>655.93</b> ft. MSL	2. Protective cover pipe: a. Inside diameter: <b>12</b> in. b. Length: <b>2</b> ft. c. Material: <b>Steel</b> <input type="checkbox"/> 04 <b>Other</b> <input type="checkbox"/>
C. Land surface elevation <b>6</b> ft. MSL	d. Additional protection? <input type="checkbox"/> Yes <input type="checkbox"/> No If yes, describe: _____
D. Surface seal, bottom _____ ft. MSL or _____ ft.	3. Surface seal: <b>3/8" black hills</b> <b>Bentonite</b> <input checked="" type="checkbox"/> 30 <b>Concrete</b> <input type="checkbox"/> 01 <b>Other</b> <input type="checkbox"/>
12. USCS classification of soil near screen: GP <input type="checkbox"/> GM <input type="checkbox"/> GC <input type="checkbox"/> GW <input type="checkbox"/> SW <input type="checkbox"/> SP <input type="checkbox"/> SM <input type="checkbox"/> SC <input type="checkbox"/> ML <input type="checkbox"/> MH <input type="checkbox"/> CL <input type="checkbox"/> CH <input type="checkbox"/> Bedrock <input type="checkbox"/>	4. Material between well casing and protective pipe: <b>Bentonite</b> <input checked="" type="checkbox"/> 30 <b>Other</b> <input type="checkbox"/>
13. Sieve analysis performed? <input type="checkbox"/> Yes <input type="checkbox"/> No	5. Annular space seal: a. Granular/Chipped Bentonite <input checked="" type="checkbox"/> 33 b. _____ Lbs/gal mud weight... Bentonite-sand slurry <input type="checkbox"/> 35 c. _____ Lbs/gal mud weight... Bentonite slurry <input type="checkbox"/> 31 d. _____ % Bentonite... Bentonite-cement grout <input type="checkbox"/> 50 e. <b>1</b> Ft <sup>3</sup> volume added for any of the above f. How installed: <b>Tremie</b> <input type="checkbox"/> 01 <b>Tremie pumped</b> <input type="checkbox"/> 02 <b>Gravity</b> <input type="checkbox"/> 08
14. Drilling method used: Rotary <input type="checkbox"/> 50 Hollow Stem Auger <input type="checkbox"/> 41 <b>Other</b> <input checked="" type="checkbox"/>	6. Bentonite seal: a. Bentonite granules <input type="checkbox"/> 33 b. <input type="checkbox"/> 1/4 in. <input checked="" type="checkbox"/> 3/8 in. <input type="checkbox"/> 1/2 in. <b>Bentonite chips</b> <input type="checkbox"/> 32 <b>Black hills</b> <input type="checkbox"/> <b>Other</b> <input type="checkbox"/>
15. Drilling fluid used: Water <input type="checkbox"/> 02 Air <input type="checkbox"/> 01 Drilling Mud <input type="checkbox"/> 03 None <input type="checkbox"/> 99	7. Fine sand material: Manufacturer, product name & mesh size <b>Unimin quartz coarse sand 50-10</b> a. _____ b. Volume added <b>2.5</b> ft <sup>3</sup>
16. Drilling additives used? <input type="checkbox"/> Yes <input type="checkbox"/> No Describe _____	8. Filter pack material: Manufacturer, product name & mesh size <b>Sidley Ohio #5</b> a. _____ b. Volume added _____ ft <sup>3</sup>
17. Source of water (attach analysis, if required): _____	9. Well casing: <b>Flush threaded PVC schedule 40</b> <input checked="" type="checkbox"/> 23 <b>Flush threaded PVC schedule 80</b> <input type="checkbox"/> 24 <b>Other</b> <input type="checkbox"/>
E. Bentonite seal, top _____ ft. MSL or <b>8"</b> ft.	10. Screen material: <b>PVC 0.010 slot</b> a. Screen type: <b>Factory cut</b> <input checked="" type="checkbox"/> 11 <b>Continuous slot</b> <input type="checkbox"/> 01 <b>Other</b> <input type="checkbox"/>
F. Fine sand, top _____ ft. MSL or _____ ft.	b. Manufacturer _____ c. Slot size: <b>0.010</b> in. d. Slotted length: <b>10</b> ft.
G. Filter pack, top _____ ft. MSL or _____ ft.	11. Backfill material (below filter pack): <b>None</b> <input checked="" type="checkbox"/> 14 <b>Other</b> <input type="checkbox"/>
H. Screen joint, top _____ ft. MSL or <b>4.7</b> ft.	
I. Well bottom _____ ft. MSL or <b>15</b> ft.	
J. Filter pack, bottom _____ ft. MSL or <b>15</b> ft.	
K. Borehole, bottom _____ ft. MSL or <b>15</b> ft.	
L. Borehole, diameter _____ in.	
M. O.D. well casing _____ in.	
N. I.D. well casing _____ in.	

I hereby certify that the information on this form is true and correct to the best of my knowledge.

Signature *[Signature]* Firm **Assured Environmental Associates, Inc.**

Please complete both Forms 4400-113A and 4400-113B and return them to the appropriate DNR office and bureau. Completion of these reports is required by chs. 160, 281, 283, 289, 291, 292, 293, 295, and 299, Wis. Stats., and ch. NR 141, Wis. Adm. Code. In accordance with chs. 281, 289, 291, 292, 293, 295, and 299, Wis. Stats., failure to file these forms may result in a forfeiture of between \$10 and \$25,000, or imprisonment for up to one year, depending on the program and conduct involved. Personally identifiable information on these forms is not intended to be used for any other purpose. NOTE: See the instructions for more information, including where the completed forms should be sent.

Route to: Watershed/Wastewater  Waste Management   
Remediation/Redevelopment  Other

Facility/Project Name <b>Lennys Service</b>	County Name <b>Milwaukee</b>	Well Name <b>MW-45</b>	
Facility License, Permit or Monitoring Number	County Code ---	Wis. Unique Well Number -----	DNR Well ID Number -----

1. Can this well be purged dry?  Yes  No

2. Well development method

surged with bailer and bailed	<input type="checkbox"/> 4 1
surged with bailer and pumped	<input type="checkbox"/> 6 1
surged with block and bailed	<input type="checkbox"/> 4 2
surged with block and pumped	<input type="checkbox"/> 6 2
surged with block, bailed and pumped	<input type="checkbox"/> 7 0
compressed air	<input type="checkbox"/> 2 0
bailed only	<input checked="" type="checkbox"/> 1 0
pumped only	<input type="checkbox"/> 5 1
pumped slowly	<input type="checkbox"/> 5 0
Other _____	<input type="checkbox"/> _____

3. Time spent developing well 60 min.

4. Depth of well (from top of well casing) 15.0 ft.

5. Inside diameter of well 2.00 in.

6. Volume of water in filter pack and well casing 2- NA bailed dry gal.

7. Volume of water removed from well 12.0 gal.

8. Volume of water added (if any) 0.0 gal.

9. Source of water added Not applicable

10. Analysis performed on water added?  Yes  No  
(If yes, attach results) Not applicable

	<u>Before Development</u>	<u>After Development</u>
11. Depth to Water (from top of well casing)	a. <u>12.4</u> ft.	<u>15.0 dry</u> ft.
Date	b. <u>1/30/2020</u>	<u>1/30/2020</u>
Time	c. <u>11:00</u> <input type="checkbox"/> a.m. <input checked="" type="checkbox"/> p.m.	<u>12:00</u> <input type="checkbox"/> a.m. <input checked="" type="checkbox"/> p.m.
12. Sediment in well bottom	<u>0</u> inches	<u>0</u> inches
13. Water clarity	Clear <input type="checkbox"/> 1 0 Turbid <input checked="" type="checkbox"/> 1 5 (Describe) <u>turbid</u>	Clear <input type="checkbox"/> 2 0 Turbid <input checked="" type="checkbox"/> 2 5 (Describe) <u>turbid</u>

Fill in if drilling fluids were used and well is at solid waste facility:

14. Total suspended solids \_\_\_\_\_ mg/l \_\_\_\_\_ mg/l

15. COD \_\_\_\_\_ mg/l \_\_\_\_\_ mg/l

16. Well developed by: Name (first, last) and Firm

First Name: Gregory Last Name: Walsh

Firm: Assured Environmental Associates, Inc.

17. Additional comments on development:

Name and Address of Facility Contact/Owner/Responsible Party


First Name: James Last Name: Lynch

Facility/Firm: Estate of Lenny Bukowski

Street: 1500 Rawson Ave

City/State/Zip: South Milwaukee WI

I hereby certify that the above information is true and correct to the best of my knowledge.

Signature: 

Print Name: Gregory S. Walsh

Firm: Assured Environmental Associates, Inc.

NOTE: See instructions for more information including a list of county codes and well type codes.




Table A.1  
 Groundwater Analytical Table  
 Groundwater Lead Concentration<sup>1</sup>  
 Lenny's Service and Towing  
 1500 Rawson Avenue  
 South Milwaukee, Wisconsin

Monitoring Well/ Standard	Date	Lead Concentration
MW-15	4/14/2010	< 1.8
MW-15	9/9/2010	< 1.8
MW-15	12/30/2010	<b>59</b>
MW-15	3/31/2011	8
MW-15	6/30/2011	< 1.8
MW-16	4/14/2010	< 1.8
MW-16	9/9/2010	< 1.8
MW-16	12/30/2010	< 1.8
MW-16	3/31/2011	< 1.8
MW-16	6/30/2011	< 1.8
MW-17	4/14/2010	< 1.8
MW-18	4/14/2010	< 1.8
MW-18 -2	4/14/2010	< 1.8
MW-18	9/9/2010	< 1.8
MW-18	12/30/2010	< 1.8
MW-18	3/31/2011	< 1.8
MW-18	6/30/2011	< 1.8
MW-19	4/14/2010	6.6
MW-20	4/14/2010	1.9
MW-20	9/9/2010	< 1.8
MW-20	12/30/2010	< 1.8
MW-20	3/31/2011	< 1.8
MW-20	6/30/2011	< 1.8
MW-23	9/9/2010	< 1.8
MW-23	12/30/2010	< 1.8
MW-23	3/31/2011	< 1.8
MW-23	6/30/2011	< 1.8
MW-24	9/9/2010	< 1.8
MW-24	12/30/2010	< 1.8
MW-24	3/31/2011	< 1.8
MW-24	6/30/2011	< 1.8
MW-24	6/30/2011	< 1.8
NR 140 ES		15
NR 140 PAL		1.5

<sup>1</sup> All concentrations in micrograms per liter or parts per billion, bbb.




Table A.1  
 Groundwater Analytical Table  
 Groundwater Petroleum Volatile Organic Compound Analytical Results<sup>2</sup>  
 Lenny's Service and Towing  
 1500 Rawson Avenue  
 South Milwaukee, Wisconsin

Parameter	NR 140		MW-15	MW-15	MW-15	MW-15	MW-15	MW-15	MW-15
	ES	PAL	9/9/10	12/30/10	3/31/11	6/30/11	10/21/17	2/07/18	1/4/20
Benzene	5.0	0.5	0.097J	0.11J	0.23J	0.16J	<0.0700	0.0875BJ	0.360
Toluene	1,000	200	<5.0	0.12J	0.15J	0.33J	<0.412	<0.412	<0.412
Ethylbenzene	700	140	<0.50	< 0.62	0.13J	0.10J	<0.120	<0.120	<0.120
m&p-Xylene	10,000	1,000	<1.0	0.13	0.26J	0.15J	<0.121	<0.121	0.358BJ
o-Xylene			<0.50	< 0.078	0.23J	0.089J	<0.104	<0.104	<0.104
Methyl tert-butyl ether	60	12	<1.0	<0.050	0.074J	0.058J	<0.252	<0.252	<0.252
Naphthalene	40	8	<5.0	< 0.74	< 0.74	<0.74	<0.221	<0.221	<0.221
1,3,5-Trimethylbenzene	480	96	<1.0	0.25J	0.096J	<1.0	<0.790	<0.790	0.0979BJJ6
1,2,4-Trimethylbenzene			<1.0	0.46J	0.22J	0.1J	<0.093	<0.093	<0.093

Parameter	NR 140		MW-16	MW-16	MW-16	MW-16	MW-16	MW-16	MW-16
	ES	PAL	9/9/10	12/30/10	3/31/11	6/30/11	10/21/17	10/21/17	1/4/20
Benzene	5.0	0.5	0.052J	< 0.051	0.14J	0.070J	0.102	0.155BJ	0.190BJ
Toluene	1,000	200	<5.0	<0.088	< 0.088	0.43J	<0.412	<0.412	<0.412
Ethylbenzene	700	140	<0.50	<0.062	0.17J	0.077J	<0.120	0.537	0.150J
m&p-Xylene	10,000	1,000	<1.0	<0.13	0.18J	<0.13	<0.121	0.760	0.323BJ
o-Xylene			<0.50	<0.078	< 0.078	<0.078	<0.104	0.289	0.111J
Methyl tert-butyl ether	60	12	<1.0	<0.050	0.052J	0.093J	<0.252	<0.252	<0.252
Naphthalene	40	8	<5.0	<0.74	< 0.74	<0.74	<0.221	2.35B	<0.221
1,3,5-Trimethylbenzene	480	96	<1.0	<0.056	0.10J	<1.0	<0.790	0.137J	0.890BJ
1,2,4-Trimethylbenzene			0.18J	0.11J	0.25J	0.093J	0.108	0.537	0.124BJ

<sup>2</sup> Parameters include compounds detected as part of VOC analysis on groundwater. All concentrations in micrograms per liter or parts per billion, bbb.

Concentrations in bold exceed NR 140 ES; italicized concentrations exceed NR 140 PAL

B= compound detected in laboratory blank. J = estimated concentration below USEPA method detection limit. J6 = sample matrix interference




Table A.1  
Groundwater Analytical Table  
Groundwater Petroleum Volatile Organic Compound Analytical Results<sup>3</sup>  
Lenny's Service and Towing  
1500 Rawson Avenue  
South Milwaukee, Wisconsin

Parameter	NR 140		MW-18	MW-18	MW-18	MW-18
	ES	PAL	9/9/2010	12/30/2010	3/31/2011	6/30/2011
Benzene	5.0	0.5	0.052J	< 0.051	0.16J	0.086J
Toluene	1,000	200	0.15J	0.15J	0.22J	0.19J
Ethylbenzene	700	140	<0.50	<0.062	0.20J	0.096J
m&p-Xylene	10,000	1,000	<1.0	<0.13	0.19J	0.13J
o-Xylene			<0.50	<0.078	0.23J	<0.50
Methyl tert-butyl ether	60	12	0.34J	<0.050	0.26J	0.11J
Naphthalene	40	8	<5.0	<0.74	< 0.74	<0.74
1,3,5-Trimethylbenzene	480	96	<1.0	<0.056	0.16J	<0.056
1,2,4-Trimethylbenzene			<1.0	<0.069	0.17J	0.077J

Parameter	NR 140		MW-20	MW-20	MW-20	MW-20
	ES	PAL	9/9/2010	9/9/2010	3/31/2011	6/30/2011
Benzene	5.0	0.5	<i>1.3J</i>	0.88	<i>2.1J</i>	0.3J
Toluene	1,000	200	<50	12	24J	1.8J
Ethylbenzene	700	140	7.2	20	3.8	35
m&p-Xylene	10,000	1,000	33	34	140	15
o-Xylene			5.3	16	61	26
Methyl tert-butyl ether	60	12	<10	0.65	0.75J	0.25J
Naphthalene	40	8	53	<b>200</b>	<b>6,800</b>	<b>540</b>
1,3,5-Trimethylbenzene	480	96	11	<i>140</i>	<b>560</b>	59
1,2,4-Trimethylbenzene			48	<i>230</i>	<b>800</b>	<i>130</i>

<sup>3</sup> Parameters include compounds detected as part of PVOC analysis on groundwater. All concentrations in micrograms per liter or parts per billion, bbb.  
Concentrations in bold exceed NR 140 ES; italicized concentrations exceed NR 140 PAL  
B= compound detected in laboratory blank. J = estimated concentration below USEPA method detection limit. J6 = sample matrix interference






Table A.1  
Groundwater Analytical Table  
Groundwater Petroleum Volatile Organic Compound Analytical Results<sup>4</sup>  
Lenny's Service and Towing  
1500 Rawson Avenue  
South Milwaukee, Wisconsin

Parameter	NR 140		MW-23	MW-23	MW-23	MW-23	MW-23	MW-23	MW-23
	ES	PAL	9/9/10	12/30/10	3/30/11	6/30/11	10/23/17	2/7/18	1/4/20
Benzene	5.0	0.5	0.13	< 0.051	0.093	<0.50	2.84	<b>14.5</b>	1.63
Toluene	1,000	200	2	0.10J	0.13	0.18	15.7	<4.12	<2.06
Ethylbenzene	700	140	0.073	<0.062	0.16	<0.50	35.3	72.7	<0.600
m&p-Xylene	10,000	1,000	0.16	<0.13	0.24	<1.0	37.3	18.5	1.71BJ
o-Xylene			0.084	<0.078	0.17	0.096	2.90	7.38	3.67B
Methyl tert-butyl ether	60	12	0.076	0.23J	0.18	0.18	1.92	10.8	<1.26
Naphthalene	40	8	<5.0	<0.74	1.1	<5.0	18.2	2.21	6.47B
1,3,5-Trimethylbenzene	480	96	<1.0	<0.056	0.093	0.24	60.4	<0.790	0.639BJ
1,2,4-Trimethylbenzene			<1.0	0.78J	0.33	0.55	58.0	203	9.82

Parameter	NR 140		MW-24	MW-24	MW-24	MW-24	MW-24	MW-24	MW-24
	ES	PAL	9/9/10	12/30/10	3/31/11	6/30/11	10/23/17	2/7/18	1/4/20
Benzene	5.0	0.5	0.06	0.062J	0.083	<0.50/0.48	<0.0700	<0.0700/<0.0700	0.222CBJ
Toluene	1,000	200	0.35	<0.088	0.13	0.16/17	<0.412	<0.412/<0.412	<0.412
Ethylbenzene	700	140	0.069	<0.062	0.15	<0.50/0.12	<0.120	<0.120/0.298J	0.174J
m&p-Xylene	10,000	1,000	<1.0	<0.13	0.19	<1.0/0.36	<0.121	<0.121/0.307J	0.355BJ
o-Xylene			0.084	0.81J	0.10	0.095/0.2	<0.104	<0.104/<0.104	0.126J
Methyl tert-butyl ether	60	12	0.061	0.090J	< 0.050	0.061/<1.0	<0.252	<0.252/<0.252	0.252
Naphthalene	40	8	0.8	<0.74	0.75	3.7/<5.0	0.962	0.962/<0.221	0.221
1,3,5-Trimethylbenzene	480	96	<1.0	<0.056	0.076	0.083/<1.0	<0.790	<0.790/<0.790	0.143BJ
1,2,4-Trimethylbenzene			0.098	0.12J	0.20	0.64/0.16	0.459	0.118/<0.930	0.146BJ

<sup>4</sup> Parameters include compounds detected as part of PVOC analysis on groundwater. All concentrations in micrograms per liter or parts per billion, bbb.  
Concentrations in bold exceed NR 140 ES; italicized concentrations exceed NR 140 PAL  
B= compound detected in laboratory blank. J = estimated concentration below USEPA method detection limit. J6 = sample matrix interference




Table A.1  
 Groundwater Analytical Table  
 Groundwater Petroleum Volatile Organic Compound Analytical Results<sup>5</sup>  
 Lenny's Service and Towing  
 1500 Rawson Avenue  
 South Milwaukee, Wisconsin

Parameter	NR 140		MW-26	MW-26
	ES	PAL	10/23/2017	2/7/2018
Benzene	5.0	0.5	0.824	0.178BJ
Toluene	1,000	200	0.510	<0.412
Ethylbenzene	700	140	9.98	0.286J
m&p-Xylene	10,000	1,000	0.343	<0.121
o-Xylene			0.619	<0.104
Methyl tert-butyl ether	60	12	1.08	<0.252
Naphthalene	40	8	2.06	0.962
1,3,5-Trimethylbenzene	480	96	<0.0790	<0.790
1,2,4-Trimethylbenzene			0.375	1.13

Parameter	NR 140		MW-17	MW-27
	ES	PAL	10/23/2017	1/4/20
Benzene	5.0	0.5	<b>9.61</b>	0.212BJ
Toluene	1,000	200	<20.6	<0.412
Ethylbenzene	700	140	114	<0.120
m&p-Xylene	10,000	1,000	30.1	0.201BJ
o-Xylene			23.6	<0.104
Methyl tert-butyl ether	60	12	<i>12.9</i>	<0.252
Naphthalene	40	8	<11	<0.221
1,3,5-Trimethylbenzene	480	96	<i>117</i>	0.0926
1,2,4-Trimethylbenzene			<b>883</b>	<0.102

<sup>5</sup> Parameters include compounds detected as part of PVOC analysis on groundwater. All concentrations in micrograms per liter or parts per billion, bbb.  
 Concentrations in bold exceed NR 140 ES; italicized concentrations exceed NR 140 PAL  
 B= compound detected in laboratory blank. J = estimated concentration below USEPA method detection limit. J6 = sample matrix interference




Table A.1  
 Groundwater Analytical Table  
 Groundwater Volatile Organic Compound Analytical Results<sup>6</sup>  
 Lenny's Service and Towing  
 1500 Rawson Avenue  
 South Milwaukee, Wisconsin

Parameter	NR 140		MW-45 1/30/20
	ES	PAL	
Benzene	5.0	0.5	<0.331
Toluene	1,000	200	<0.412
Ethylbenzene	700	140	<0.384
Xylene	10,000	1,000	<1.06
Methyl tert-butyl ether	60	12	<0.367
Naphthalene	40	8	<1.00
1,3,5-Trimethylbenzene	480	96	<0/387
1,2,4-Trimethylbenzene			<0.373
Acetone	8,000	1,800	18.0 J
1,2-Dichloroethane	850	85	1.81
Isopropylbenzene	NS	NS	0.346J

<sup>6</sup> Parameters include compounds detected as part of VOC analysis on groundwater.  
 All concentrations in micrograms per liter or parts per billion, bbb.  
 Concentrations in bold exceed NR 140 ES; italicized concentrations exceed NR 140 PAL  
 J = estimated concentration below USEPA method detection limit. NS = No NR 140 Standard




Table A.1  
 Groundwater Analytical Table  
 Groundwater Petroleum Aromatic Hydrocarbon Analytical Results<sup>7</sup>  
 Lenny's Service and Towing  
 1500 Rawson Avenue  
 South Milwaukee, Wisconsin

Analyte	NR 140 Groundwater Standard		MW-15 4/14/2010	MW-15 9/9/2010
	ES	PAL		
Acenaphthene	NS	NS	<1.0	<1.0
Acenaphthylene	NS	NS	<1.0	<1.0
Anthracene	3,000	600	<1.0	<1.0
Benz(a)anthracene	NS	NS	<1.0	<1.0
Benzo(a)pyrene	0.2	0.02	<1.0	<1.0
Benzo(b)fluoranthene	0.2	0.02	<1.0	<1.0
Benzo(g,h,i)perylene	NS	NS	<1.0	<1.0
Benzo(k)fluoranthene	NS	NS	<1.0	<1.0
Chrysene	0.2	0.02	<1.0	<1.0
Dibenz(a,h)anthracene	NS	NS	<1.0	<1.0
Fluoranthene	400	80	<1.0	<1.0
Fluorene	400	80	<1.0	<1.0
Indeno(1,2,3-cd)pyrene	NS	NS	<1.0	<1.0
Naphthalene	40	8	<1.0	<1.0
Phenanthrene	NS	NS	<1.0	<1.0
Pyrene	250	50	<1.0	<1.0

<sup>7</sup> All concentrations in micrograms per liter or parts per billion, bbb.




Table A.1  
 Groundwater Analytical Table  
 Groundwater Petroleum Aromatic Hydrocarbon Analytical Results<sup>8</sup>  
 Lenny's Service and Towing  
 1500 Rawson Avenue  
 South Milwaukee, Wisconsin

Analyte	NR 140 Groundwater Standard		MW-16 4/14/2010	MW-16 9/9/2010
	ES	PAL		
Acenaphthene	NS	NS	<1.0	<1.0
Acenaphthylene	NS	NS	<1.0	<1.0
Anthracene	3,000	600	<1.0	<1.0
Benz(a)anthracene	NS	NS	<1.0	<1.0
Benzo(a)pyrene	0.2	0.02	<1.0	<1.0
Benzo(b)fluoranthene	0.2	0.02	<1.0	<1.0
Benzo(g,h,i)perylene	NS	NS	<1.0	<1.0
Benzo(k)fluoranthene	NS	NS	<1.0	<1.0
Chrysene	0.2	0.02	<1.0	<1.0
Dibenz(a,h)anthracene	NS	NS	<1.0	<1.0
Fluoranthene	400	80	<1.0	<1.0
Fluorene	400	80	<1.0	<1.0
Indeno(1,2,3-cd)pyrene	NS	NS	<1.0	<1.0
Naphthalene	40	8	<1.0	<1.0
Phenanthrene	NS	NS	<1.0	<1.0
Pyrene	250	50	<1.0	<1.0

<sup>8</sup> All concentrations in micrograms per liter or parts per billion, bbb.




Table A.1  
 Groundwater Analytical Table  
 Groundwater Petroleum Aromatic Hydrocarbon Analytical Results<sup>9</sup>  
 Lenny's Service and Towing  
 1500 Rawson Avenue  
 South Milwaukee, Wisconsin

Analyte	NR 140 Groundwater Standard		MW-17 4/14/2010
	ES	PAL	
Acenaphthene	NS	NS	<1.0
Acenaphthylene	NS	NS	1.2
Anthracene	3,000	600	<1.0
Benz(a)anthracene	NS	NS	<1.0
Benzo(a)pyrene	0.2	0.02	<1.0
Benzo(b)fluoranthene	0.2	0.02	<1.0
Benzo(g,h,i)perylene	NS	NS	<1.0
Benzo(k)fluoranthene	NS	NS	<1.0
Chrysene	0.2	0.02	<1.0
Dibenz(a,h)anthracene	NS	NS	<1.0
Fluoranthene	400	80	<1.0
Fluorene	400	80	1.2
Indeno(1,2,3-cd)pyrene	NS	NS	<1.0
Naphthalene	40	8	20
Phenanthrene	NS	NS	1.6
Pyrene	250	50	<1.0

<sup>9</sup> All concentrations in micrograms per liter or parts per billion, bbb.




Table A.1  
 Groundwater Analytical Table  
 Groundwater Petroleum Aromatic Hydrocarbon Analytical Results<sup>10</sup>  
 Lenny's Service and Towing  
 1500 Rawson Avenue  
 South Milwaukee, Wisconsin

Analyte	NR 140 Groundwater Standard		MW-18 4/14/2010	MW-18 9/9/2010	MW-18-2 4/14/2010
	ES	PAL			
Acenaphthene	NS	NS	<1.0	<1.0	<1.0
Acenaphthylene	NS	NS	<1.0	<1.0	<1.0
Anthracene	3,000	600	<1.0	<1.0	<1.0
Benz(a)anthracene	NS	NS	<1.0	<1.0	<1.0
Benzo(a)pyrene	0.2	0.02	<1.0	<1.0	<1.0
Benzo(b)fluoranthene	0.2	0.02	<1.0	<1.0	<1.0
Benzo(g,h,i)perylene	NS	NS	<1.0	<1.0	<1.0
Benzo(k)fluoranthene	NS	NS	<1.0	<1.0	<1.0
Chrysene	0.2	0.02	<1.0	<1.0	<1.0
Dibenz(a,h)anthracene	NS	NS	<1.0	<1.0	<1.0
Fluoranthene	400	80	<1.0	<1.0	<1.0
Fluorene	400	80	<1.0	<1.0	<1.0
Indeno(1,2,3-cd)pyrene	NS	NS	<1.0	<1.0	<1.0
Naphthalene	40	8	<1.0	<1.0	<1.0
Phenanthrene	NS	NS	<1.0	<1.0	<1.0
Pyrene	250	50	<1.0	<1.0	<1.0

<sup>10</sup> All concentrations in micrograms per liter or parts per billion, bbb.




Table A.1  
 Groundwater Analytical Table  
 Groundwater Petroleum Aromatic Hydrocarbon Analytical Results<sup>11</sup>  
 Lenny's Service and Towing  
 1500 Rawson Avenue  
 South Milwaukee, Wisconsin

Analyte	NR 140 Groundwater Standard		MW-19 4/14/2010
	ES	PAL	
Acenaphthene	NS	NS	< 50
Acenaphthylene	NS	NS	< 50
Anthracene	3,000	600	< 50
Benz(a)anthracene	NS	NS	< 50
Benzo(a)pyrene	0.2	0.02	< 50
Benzo(b)fluoranthene	0.2	0.02	< 50
Benzo(g,h,i)perylene	NS	NS	< 50
Benzo(k)fluoranthene	NS	NS	< 50
Chrysene	0.2	0.02	< 50
Dibenz(a,h)anthracene	NS	NS	< 50
Fluoranthene	400	80	< 50
Fluorene	400	80	< 50
Indeno(1,2,3-cd)pyrene	NS	NS	< 50
Naphthalene	40	8	<b>140</b>
Phenanthrene	NS	NS	<b>78</b>
Pyrene	250	50	< 50

<sup>11</sup> All concentrations in micrograms per liter or parts per billion, bbb.






Table A.1  
 Groundwater Analytical Table  
 Groundwater Petroleum Aromatic Hydrocarbon Analytical Results<sup>12</sup>  
 Lenny's Service and Towing  
 1500 Rawson Avenue  
 South Milwaukee, Wisconsin

Analyte	NR 140 Groundwater Standard		MW-20 4/14/2010	MW-20 9/9/2010
	ES	PAL		
Acenaphthene	NS	NS	<1.0	<1.0
Acenaphthylene	NS	NS	1.1	<1.0
Anthracene	3,000	600	<1.0	<1.0
Benz(a)anthracene	NS	NS	<1.0	<1.0
Benzo(a)pyrene	0.2	0.02	<1.0	<1.0
Benzo(b)fluoranthene	0.2	0.02	<1.0	<1.0
Benzo(g,h,i)perylene	NS	NS	<1.0	<1.0
Benzo(k)fluoranthene	NS	NS	<1.0	<1.0
Chrysene	0.2	0.02	<1.0	<1.0
Dibenz(a,h)anthracene	NS	NS	<1.0	<1.0
Fluoranthene	400	80	<1.0	<1.0
Fluorene	400	80	1.4	<1.0
Indeno(1,2,3-cd)pyrene	NS	NS	<1.0	<1.0
Naphthalene	40	8	10	24
Phenanthrene	NS	NS	<1.0	26
Pyrene	250	50	<1.0	15

<sup>12</sup> All concentrations in micrograms per liter or parts per billion, bbb.




Table A.1  
 Groundwater Analytical Table  
 Groundwater Petroleum Aromatic Hydrocarbon Analytical Results<sup>13</sup>  
 Lenny's Service and Towing  
 1500 Rawson Avenue  
 South Milwaukee, Wisconsin

Analyte	NR 140 Groundwater Standard		MW-23 9/09/2010
	ES	PAL	
Acenaphthene	NS	NS	< 1
Acenaphthylene	NS	NS	< 1
Anthracene	3,000	600	< 1
Benz(a)anthracene	NS	NS	< 1
Benzo(a)pyrene	0.2	0.02	< 1
Benzo(b)fluoranthene	0.2	0.02	< 1
Benzo(g,h,i)perylene	NS	NS	< 1
Benzo(k)fluoranthene	NS	NS	< 1
Chrysene	0.2	0.02	< 1
Dibenz(a,h)anthracene	NS	NS	< 1
Fluoranthene	400	80	< 1
Fluorene	400	80	< 1
Indeno(1,2,3-cd)pyrene	NS	NS	< 1
Naphthalene	40	8	< 1
Phenanthrene	NS	NS	< 1
Pyrene	250	50	< 1

<sup>13</sup> All concentrations in micrograms per liter or parts per billion, bbb.




Table A.1  
 Groundwater Analytical Table  
 Groundwater Petroleum Aromatic Hydrocarbon Analytical Results<sup>14</sup>  
 Lenny's Service and Towing  
 1500 Rawson Avenue  
 South Milwaukee, Wisconsin

Analyte	NR 140 Groundwater Standard		MW-24 9/09/2010
	ES	PAL	
Acenaphthene	NS	NS	< 1
Acenaphthylene	NS	NS	< 1
Anthracene	3,000	600	< 1
Benz(a)anthracene	NS	NS	< 1
Benzo(a)pyrene	0.2	0.02	< 1
Benzo(b)fluoranthene	0.2	0.02	< 1
Benzo(g,h,i)perylene	NS	NS	< 1
Benzo(k)fluoranthene	NS	NS	< 1
Chrysene	0.2	0.02	< 1
Dibenz(a,h)anthracene	NS	NS	< 1
Fluoranthene	400	80	< 1
Fluorene	400	80	< 1
Indeno(1,2,3-cd)pyrene	NS	NS	< 1
Naphthalene	40	8	< 1
Phenanthrene	NS	NS	< 1
Pyrene	250	50	< 1

<sup>14</sup> All concentrations in micrograms per liter or parts per billion, bbb.




Table A.2  
Soil Analytical Results  
Summary of GRO and Metals Soil Analytical Results<sup>1</sup>  
Lenny's Service - PECFA # 53172-1943-00-A DNR BRRTS # 03-41-003443  
South Milwaukee, Wisconsin

Sampling Location, Depth	GRO	Lead	Cadmium
P-1, 7.5-8.5	NA	<b>143</b>	< 2.95
P-1, 10-12.5	NA	<b>44.2</b>	< 3.02
P-2, 0-2	NA	9.47	< 2.67
P-2, 7.5-10	NA	7.74	< 2.99
P-3, 8-8.5	NA	5.05	< 2.95
P-3, 9-10	NA	5.89	< 2.88
P-4, 8.5-9	NA	4.29	< 2.9
P-4, 9-10	NA	5.87	< 2.9
P-5, 0-2.5	NA	13	< 2.82
P-5, 5-10	NA	3.6	< 2.94
P-6, 8-9	NA	5.09	< 2.92
P-6, 9-10	NA	9.69	< 3.02
P-7, 7.5-10	NA	8.05	NA
P-8, 5-7.5	NA	9.46	NA
P-8, 7.5-10	NA	8.26	NA
P-9, 2.5-4	NA	10.9	NA
P-9, 7.5-10	NA	7.83	NA
P-10, 0-2.5	NA	25.3	NA
P-10, 7.5-10	NA	7.33	NA
P-11, 5-7.5	NA	6.24	NA
P-12, 2.5-4	< 11	13.7	NA
P-12, 7.5-10	< 10.6	9.74	NA
P-13, 2.5-4	< 12.2	9.55	NA
P-13, 7.5-10	< 12.5	7.49	NA
NR 720 RCL Industrial Direct Contact	NS	800	985
NR 720 RCL Non-Industrial- Direct Contact	NS	400	71.1
NR 720 RCL - Groundwater	NS	27	0.752

<sup>1</sup> GRO = Gasoline Range Organic concentration. All concentrations in milligrams per kilogram, mg/kg or ppm. NS = No Standard. Bold concentrations exceed the NR 720 Residual Contaminant Level (RCL) for the protection of groundwater, Underlined exceeds the non-industrial direct contact RCL, and italicized exceeds the industrial direct contact RCL. Samples collected 1/28/2009. The NR 720 Background Threshold Value for lead is 52 mg/kg and for cadmium is 1 mg/kg.

Table A.2.  
 Soil Analytical Results  
 Summary of GRO and Metals Soil Analytical Results<sup>1</sup>  
 Lenny's Service - PECFA # 53172-1943-00-A DNR BRRTS # 03-41-003443  
 South Milwaukee, Wisconsin

Sampling Location, Depth	GRO	Lead
P-15 0-4 FT	3.2J	<b>49</b>
P-15 WL	56	12
P-16 0-4 FT	2.5J	9.6
P-16 WL	2.7J	13
P-17 0-4 FT	< 7.1	16
P-17 WL	3,300	10
P-18 0-4 FT	< 5.8	<b>70</b>
P-18 WL	2.5	14
P-21 0-4 FT	< 6.5	<b>120</b>
P-21 WL	2,400	13
P-22 0-4 FT	7.4	<b>67</b>
P-22 WL	2.1	5.1
P-23 0-4 FT	< 1.5	<b>150</b>
P-23 WL	< 1.4	9.2
P-24 0-4 FT	1.7 J	22
P-24 WL	< 1.5	8.2
P-25 0-4 FT	1.9J	<b>110</b>
P-25 WL	< 1.4	8.4
NR 720 RCL Industrial Direct Contact	NS	800
NR 720 RCL Non-Industrial- Direct Contact	NS	400
NR 720 RCL - Groundwater	NS	27

<sup>1</sup> GRO = Gasoline Range Organic concentration. All concentrations in milligrams per kilogram, mg/kg or ppm. NS = No Standard. Bold concentrations exceed the NR 720 Residual Contaminant Level (RCL) for the protection of groundwater, Underlined exceeds the non-industrial direct contact RCL, and italicized exceeds the industrial direct contact RCL. Samples collected 4/13/10. J – estimated sample concentration between laboratory detection limit and method detection limit. The NR 720 Background Threshold Value for lead is 52 mg/kg.

Table A.2.  
Soil Analytical Results  
Summary of VOC and PAH Soil Analytical Results<sup>1</sup>  
Lenny's Service - PECFA # 53172-1943-00-A DNR BRRTS # 03-41-003443  
South Milwaukee, Wisconsin

Analyte	NR 720 RCL based on USEPA RSL			P-1 7.5-8.5	P-1 10-12.5	P-2 0-2	P-2 7.5- 10
	Non-Industrial Direct Contact	Industrial Direct Contact	Groundwater				
1,2,4-Trimethylbenzene	219	293	1.3821	NA	NA	NA	<b>2.660</b>
1,3,5-Trimethylbenzene	182	NS		NA	NA	NA	<b>5.02</b>
Benzene	1.6	7.07	0.0051	<b>0.022</b>	<b>0.018</b>	NA	< 0.0128
Ethylbenzene	8.02	35.4	1.57	<b>2.1</b>	1.18	NA	<b>3.74</b>
m,p-Xylene	260	260	3.96	<b>7.42</b>	2.02	NA	NA
Naphthalene	5.52	24.1	0.6528	NA	NA	NA	<b>4.37</b>
o-Xylene	915	434	3.96	1.86	0.3	NA	NA
Tetrachloroethene	33	145	0.0045	< 0.0196	< 0.0229	NA	NA
Toluene	818	NS	1.1072	< 0.0999	< 0.117	NA	< 0.098
Xylenes, Total	260	260	3.96	<b>9.28</b>	2.32	NA	<b>12.1</b>

Analyte	NR 720 RCL based on USEPA RSL			P-1 7.5-8.5	P-1 10-12.5
	Non-Industrial Direct Contact	Industrial Direct Contact	Groundwater		
Acenaphthene	3,590	45,200	NS	0.209	0.688
Acenaphthylene	NS	NS	NS	< 0.523	< 0.564
Anthracene	17,900	100,000	196.9492	0.658	0.237
Benz(a)anthracene	1.14	20.8	NS	<u>1.99</u>	0.417
Benzo(a)pyrene	0.115	2.11	0.47	<b><u>2.33</u></b>	<b><u>0.631</u></b>
Benzo(b)fluoranthene	11.5	21.1	0.4793	<b>2.16</b>	<b>0.53</b>
Benzo(g,h,i)perylene	NS	NS	NS	2.55	0.755
Benzo(k)fluoranthene	11.5	211	NS	1.25	0.327
Chrysene	115	2,110	0.1446	<b>2.27</b>	<b>0.597</b>
Dibenz(a,h)anthracene	0.115	2.11	NS	<u>0.418</u>	< 0.113
Fluoranthene	2,390	30,100	88.8778	5.38	1.28
Fluorene	2,390	30,100	14.8299	0.272	1.19
Indeno(1,2,3-cd)pyrene	1.15	21.1	NS	<u>2.21</u>	0.552
Naphthalene	5.52	24.1	0.6582	<b>1.23</b>	<b>3.03</b>
Phenanthrene	NS	NS	NS	2.54	4.09
Pyrene	1,790	22,600	54.5455	4.76	1.32

Additional VOC compounds were not detected as part of sampling, only detected compounds are listed. All concentrations in milligrams per kilogram or ppm. NS = No Standard. Bold concentrations exceed the NR 720 Residual Contaminant Level (RCL) for the protection of groundwater, Underlined exceeds the non-industrial direct contact RCL, and italicized exceeds the industrial direct contact RCL. Samples collected 1/28/2009.

Table A.2.  
Soil Analytical Results  
Summary of VOC and PAH Soil Analytical Results<sup>1</sup>  
Lenny's Service - PECFA # 53172-1943-00-A DNR BRRTS # 03-41-003443  
South Milwaukee, Wisconsin

Analyte	NR 720 RCL based on USEPA RSL for Industrial Sites			P-3 8-8.5	P-3 9-10
	Non-Industrial Direct Contact	Industrial Direct Contact	Groundwater		
1,2,4-Trimethylbenzene	219	293	1.3821	NA	0.15
1,3,5-Trimethylbenzene	182	NS		NA	0.041
Benzene	1.6	7.07	0.0051	<b>0.023 B</b>	<b>0.13</b>
Ethylbenzene	8.02	35.4	1.57	<b>6.47</b>	0.11B
m,p-Xylene	260	260	3.96	<b>8.79</b>	NA
Naphthalene	5.52	24.1	0.6528	NA	0.11B
o-Xylene	915	434	3.96	0.26	NA
Tetrachloroethene	33	145	0.0045	<b>0.041</b>	NA
Toluene	818	NS	1.1072	< 0.103	0.11B
Xylenes, Total	260	260	3.96	<b>9.05</b>	0.44

Analyte	NR 720 RCL based on USEPA RSL for Industrial Sites			P-3 8-8.5
	Non-Industrial Direct Contact	Industrial Direct Contact	Non-Industrial Direct Contact	
Acenaphthene	3,590	45,200	NS	12
Acenaphthylene	NS	NS	NS	< 0.594
Anthracene	17,900	100,000	196.9492	1.27
Benz(a)anthracene	1.14	20.8	NS	< 0.654
Benzo(a)pyrene	0.115	2.11	0.47	< 0.119
Benzo(b)fluoranthene	11.5	21.1	0.4793	< 0.119
Benzo(g,h,i)perylene	NS	NS	NS	< 0.119
Benzo(k)fluoranthene	11.5	211	NS	< 0.119
Chrysene	115	2,110	0.1446	<b>1.75</b>
Dibenz(a,h)anthracene	0.115	2.11	NS	< 0.119
Fluoranthene	2,390	30,100	88.8778	5.8
Fluorene	2,390	30,100	14.8299	<b>20.5</b>
Indeno(1,2,3-cd)pyrene	1.15	21.1	NS	< 0.119
Naphthalene	5.52	24.1	0.6582	<b>55.4</b>
Phenanthrene	NS	NS	NS	56.8
Pyrene	1,790	22,600	54.5455	5.23

Additional VOC compounds were not detected as part of sampling, only detected compounds are listed. All concentrations in milligrams per kilogram or ppm. NS = No Standard. Bold concentrations exceed the NR 720 Residual Contaminant Level (RCL) for the protection of groundwater, .Underlined exceeds the non-industrial direct contact RCL, and italicized exceeds the industrial direct contact RCLamples collected 1/28/2009. B: Analyte in method blank.

Table A.2.  
Soil Analytical Results  
Summary of VOC and PAH Soil Analytical Results<sup>1</sup>  
Lenny's Service - PECFA # 53172-1943-00-A DNR BRRTS # 03-41-003443  
South Milwaukee, Wisconsin

Analyte	NR 720 RCL based on USEPA RSL			P-4 8.5-9	P-4 9-10	P-5 0-2.5	P-5 7 5-10
	Non-Industrial Direct Contact	Industrial Direct Contact	Groundwater				
1,2,4-Trimethylbenzene	219	293	1.3821	NA	0.083	0.091	NA
1,3,5-Trimethylbenzene	182	NS		NA	< 0.0275	0.027	NA
Benzene	1.6	7.07	0.0051	<b>0.046B</b>	< 0.015	< 0.0122	< 0.0123
Ethylbenzene	8.02	35.4	1.57	<b>37.7</b>	0.032	0.047	0.022
m,p-Xylene	260	260	3.96	<b>112</b>	NA	NA	< 0.0412
Naphthalene	5.52	24.1	0.6528	NA	0.065 B	< 0.0367	NA
o-Xylene	915	434	3.96	2.5	NA	NA	< 0.0268
Tetrachloroethene	33	145	0.0045	<b>0.049</b>	NA	NA	< 0.0185
Toluene	818	NS	1.1072	0.792	< 0.115	< 0.0937	< 0.0947
Xylenes, Total	260	260	3.96	<b>114</b>	< 0.0626	< 0.0509	< 0.0515

Analyte	NR 720 RCL based on USEPA RSL			P-4 8.5-9	P-5 7 5-10
	Non-Industrial Direct Contact	Industrial Direct Contact	Groundwater		
Acenaphthene	3,590	45,200	NS	8.17	< 0.0292
Acenaphthylene	NS	NS	NS	< 0.506	< 0.146
Anthracene	17,900	100,000	196.9492	0.769	< 0.0292
Benz(a)anthracene	1.14	20.8	NS	< 0.101	< 0.0292
Benzo(a)pyrene	0.115	2.11	0.47	< 0.101	< 0.0292
Benzo(b)fluoranthene	11.5	21.1	0.4793	0.101	< 0.0292
Benzo(g,h,i)perylene	NS	NS	NS	< 0.101	< 0.0292
Benzo(k)fluoranthene	11.5	211	NS	< 0.101	< 0.0292
Chrysene	115	2,110	0.1446	<b>0.941</b>	< 0.0292
Dibenz(a,h)anthracene	0.115	2.11	NS	< 0.101	< 0.0292
Fluoranthene	2,390	30,100	88.8778	3	< 0.0292
Fluorene	2,390	30,100	14.8299	11.1	< 0.0292
Indeno(1,2,3-cd)pyrene	1.15	21.1	NS	< 0.101	< 0.0292
Naphthalene	5.52	24.1	0.6582	<b>36.4</b>	< 0.0292
Phenanthrene	NS	NS	NS	35	< 0.0292
Pyrene	1,790	22,600	54.5455	1.8	< 0.0292

Additional VOC compounds were not detected as part of sampling, only detected compounds are listed. . All concentrations in milligrams per kilogram or ppm. NS = No Standard. Bold concentrations exceed the NR 720 Residual Contaminant Level (RCL) for the protection of groundwater, Underlined exceeds the non-industrial direct contact RCL, and italicized exceeds the industrial direct contact RCL Samples collected 1/28/2009.



Table A.2.  
Soil Analytical Results  
Summary of VOC Soil Analytical Results<sup>1</sup>  
Lenny's Service - PECFA # 53172-1943-00-A DNR BRRTS # 03-41-003443

Analyte	NR 720 RCL based on USEPA RSL			P-6 8-9	P-6 9-10	P-7 7_5-10
	Non-Industrial Direct Contact	Industrial Direct Contact	Groundwater			
1,2,4-Trimethylbenzene	219	293	1.3821	NA	0.27	NA
1,3,5-Trimethylbenzene	182	NS		NA	0.078	NA
Benzene	1.6	7.07	0.0051	<b>0.701</b>	<b>0.25</b>	<b>0.027</b>
Ethylbenzene	8.02	35.4	1.57	<b>14.4</b>	1.15	1.02
m,p-Xylene	260	260	3.96	<b>22.6</b>	NA	1.37
Naphthalene	5.52	24.1	0.6528	NA	0.358	NA
o-Xylene	915	434	3.96	<b>10.3</b>	NA	0.22B
Tetrachloroethene	33	145	0.0045	< 0.0194	NA	<b>0.042B</b>
Toluene	818	NS	1.1072	<b>8.48</b>	0.437	< 0.101
Xylenes, Total	260	260	3.96	<b>32.9</b>	0.75	1.6

Analyte	NR 720 RCL based on USEPA RSL			P-6 8-9	P-7 7_5-10
	Non-Industrial Direct Contact	Industrial Direct Contact	Groundwater		
Acenaphthene	3,590	45,200	NS	5.48	2.31
Acenaphthylene	NS	NS	NS	< 0.512	< 0.516
Anthracene	17,900	100,000	196.9492	0.9	0.279
Benz(a)anthracene	1.14	20.8	NS	< 0.266	0.206
Benzo(a)pyrene	0.115	2.11	0.47	< 0.102	< 0.103
Benzo(b)fluoranthene	11.5	21.1	0.4793	< 0.102	< 0.103
Benzo(g,h,i)perylene	NS	NS	NS	< 0.102	< 0.103
Benzo(k)fluoranthene	11.5	211	NS	< 0.102	< 0.103
Chrysene	115	2,110	0.1446	<b>0.491</b>	<b>0.31</b>
Dibenz(a,h)anthracene	0.115	2.11	NS	< 0.102	< 0.103
Fluoranthene	2,390	30,100	88.8778	2.52	1.15
Fluorene	2,390	30,100	14.8299	8.97	4
Indeno(1,2,3-cd)pyrene	1.15	21.1	NS	< 0.102	< 0.103
Naphthalene	5.52	24.1	0.6582	<b>23.5</b>	<b>6.34</b>
Phenanthrene	NS	NS	NS	19.9	11
Pyrene	1,790	22,600	54.5455	3.56	1.36

Additional VOC compounds were not detected as part of sampling, only detected compounds are listed. All concentrations in milligrams per kilogram or ppm. NS = No Standard. Bold concentrations exceed the NR 720 Residual Contaminant Level (RCL) for the protection of groundwater, Underlined exceeds the non-industrial direct contact RCL, and italicized exceeds the industrial direct contact RCL. Samples collected 1/28/2009.

Table A.2.  
Soil Analytical Results  
Summary of VOC and PAH Soil Analytical Results<sup>1</sup>  
Lenny's Service - PECFA # 53172-1943-00-A DNR BRRTS # 03-41-003443  
South Milwaukee, Wisconsin

Analyte	NR 720 RCL based on USEPA RSL			P-8 5-7.5	P-8 7.5-10	P-9 2.5-4	P-9 7.5-10
	Non-Industrial Direct Contact	Industrial Direct Contact	Groundwater				
1,2,4-Trimethylbenzene	219	293	1.3821	< 0.0307	NA	< 0.0328	NA
1,3,5-Trimethylbenzene	182	NS		< 0.0241	NA	< 0.0257	NA
Benzene	1.6	7.07	0.0051	< 0.0132	<b>0.034</b>	< 0.014	< 0.0137
Ethylbenzene	8.02	35.4	1.57	< 0.0219	<b>7.38</b>	< 0.0234	0.18
m,p-Xylene	260	260	3.96	NA	<b>22.1</b>	NA	< 0.0458
Naphthalene	5.52	24.1	0.6528	0.075	NA	< 0.0421	NA
o-Xylene	915	434	3.96	NA	0.19	NA	< 0.0298
Tetrachloroethene	33	145	0.0045	NA	< 0.0222	NA	< 0.0206
Toluene	818	NS	1.1072	< 0.101	< 0.114	< 0.108	< 0.105
Xylenes, Total	260	260	3.96	< 0.0549	<b>22.2</b>	< 0.0585	< 0.0572

Analyte	NR 720 RCL based on USEPA RSL			P-8 7.5-10	P-9 7.5-10
	Non-Industrial Direct Contact	Industrial Direct Contact	Groundwater		
Acenaphthene	3,590	45,200	NS	0.459	0.0678
Acenaphthylene	NS	NS	NS	< 0.294	< 0.282
Anthracene	17,900	100,000	196.9492	< 0.0588	< 0.0565
Benz(a)anthracene	1.14	20.8	NS	< 0.0588	< 0.0565
Benzo(a)pyrene	0.115	2.11	0.47	< 0.0588	< 0.0565
Benzo(b)fluoranthene	11.5	21.1	0.4793	< 0.0588	< 0.0565
Benzo(g,h,i)perylene	NS	NS	NS	< 0.0588	< 0.0565
Benzo(k)fluoranthene	11.5	211	NS	< 0.0588	< 0.0565
Chrysene	115	2,110	0.1446	< 0.0588	< 0.0565
Dibenz(a,h)anthracene	0.115	2.11	NS	< 0.0588	< 0.0565
Fluoranthene	2,390	30,100	88.8778	0.171	< 0.0565
Fluorene	2,390	30,100	14.8299	0.57	0.096
Indeno(1,2,3-cd)pyrene	1.15	21.1	NS	< 0.0588	< 0.0565
Naphthalene	5.52	24.1	0.6582	<b>2.4</b>	0.469
Phenanthrene	NS	NS	NS	1.72	0.226
Pyrene	1,790	22,600	54.5455	0.129	< 0.0565

Additional VOC compounds were not detected as part of sampling, only detected compounds are listed. All concentrations in milligrams per kilogram or ppm. NS = No Standard. Bold concentrations exceed the NR 720 Residual Contaminant Level (RCL) for the protection of groundwater, Underlined exceeds the non-industrial direct contact RCL, and italicized exceeds the industrial direct contact RCL. Samples collected 1/28/2009.

Table A.2.  
Soil Analytical Results  
Summary of VOC and PAH Soil Analytical Results<sup>1</sup>  
Lenny's Service - PECFA # 53172-1943-00-A DNR BRRTS # 03-41-003443  
South Milwaukee, Wisconsin

Analyte	NR 720 RCL based on USEPA RSL			P-10 0-2.5	P-10 7.5-10	P-11 5-7.5
	Non-Industrial Direct Contact	Industrial Direct Contact	Groundwater			
1,2,4-Trimethylbenzene	219	293	1.3821	NA	NA	< 0.0243
1,3,5-Trimethylbenzene	182	NS		NA	NA	< 0.0191
Benzene	1.6	7.07	0.0051	<b>0.082</b>	< 0.0121	< 0.0104
Ethylbenzene	8.02	35.4	1.57	0.028	< 0.0201	< 0.0173
m,p-Xylene	260	260	3.96	< 0.0482	< 0.0402	NA
Naphthalene	5.52	24.1	0.6528	NA	NA	< 0.0312
o-Xylene	915	434	3.96	< 0.0313	< 0.0261	NA
Tetrachloroethene	33	145	0.0045	< 0.0217	< 0.0181	NA
Toluene	818	NS	1.1072	< 0.111	< 0.0925	< 0.0797
Xylenes, Total	260	260	3.96	< 0.0602	< 0.0503	0.070B

Analyte	NR 720 RCL based on USEPA RSL			P-10 0-2.5	P-10 7.5-10
	Non-Industrial Direct Contact	Industrial Direct Contact	Groundwater		
Acenaphthene	3,590	45,200	NS	< 0.0615	< 0.0581
Acenaphthylene	NS	NS	NS	< 0.308	< 0.29
Anthracene	17,900	100,000	196.9492	< 0.0615	< 0.0581
Benz(a)anthracene	1.14	20.8	NS	0.154	< 0.0581
Benzo(a)pyrene	0.115	2.11	0.47	<b>0.228</b>	< 0.0581
Benzo(b)fluoranthene	11.5	21.1	0.4793	0.215	< 0.0581
Benzo(g,h,i)perylene	NS	NS	NS	0.234	< 0.0581
Benzo(k)fluoranthene	11.5	211	NS	0.123	< 0.0581
Chrysene	115	2,110	0.1446	0.191	< 0.0581
Dibenz(a,h)anthracene	0.115	2.11	NS	< 0.0615	< 0.0581
Fluoranthene	2,390	30,100	88.8778	0.203	< 0.0581
Fluorene	2,390	30,100	14.8299	< 0.0615	< 0.0581
Indeno(1,2,3-cd)pyrene	1.15	21.1	NS	0.203	< 0.0581
Naphthalene	5.52	24.1	0.6582	< 0.0615	< 0.0581
Phenanthrene	NS	NS	NS	0.0615	< 0.0581
Pyrene	1,790	22,600	54.5455	0.215	< 0.0581

Additional VOC compounds were not detected as part of sampling, only detected compounds are listed. All concentrations in milligrams per kilogram or ppm. NS = No Standard. Bold concentrations exceed the NR 720 Residual Contaminant Level (RCL) for the protection of groundwater, Underlined exceeds the non-industrial direct contact RCL, and italicized exceeds the industrial direct contact RCL Samples collected 1/28/2009. B: Analyte in method blank.

Table A.2.  
Soil Analytical Results  
Summary of VOC and PAH Soil Analytical Results<sup>1</sup>  
Lenny's Service - PECFA # 53172-1943-00-A DNR BRRTS # 03-41-003443  
South Milwaukee, Wisconsin

Analyte	NR 720 RCL based on USEPA RSL			P-12 2.5-4	P-12 7.5-10	P-13 2.5-4	P-13 7.5-10
	Non-Industrial Direct Contact	Industrial Direct Contact	Groundwater				
1,2,4-Trimethylbenzene	219	293	1.3821	< 0.0309	< 0.0296	< 0.0342	< 0.0351
1,3,5-Trimethylbenzene	182	NS		< 0.0243	< 0.0232	< 0.0269	< 0.0276
Benzene	1.6	7.07	0.0051	< 0.0132	< 0.0127	< 0.0147	< 0.015
Ethylbenzene	8.02	35.4	1.57	< 0.0221	< 0.0211	< 0.0245	< 0.0251
m,p-Xylene	260	260	3.96	NA	NA	NA	NA
Naphthalene	5.52	24.1	0.6528	< 0.0397	< 0.038	< 0.044	< 0.0451
o-Xylene	915	434	3.96	NA	NA	NA	NA
Tetrachloroethene	33	145	0.0045	NA	NA	NA	NA
Toluene	818	NS	1.1072	< 0.101	< 0.0971	< 0.112	< 0.115
Xylenes, Total	260	260	3.96	0.082B	0.082B	0.092B	0.097B

Analyte	NR 720 RCL based on USEPA RSL			P-14 2.5-4	P-14 7.5-10
	Non-Industrial Direct Contact	Industrial Direct Contact	Groundwater		
1,2,4-Trimethylbenzene	219	293	1.3821	< 0.0297	< 0.0299
1,3,5-Trimethylbenzene	182	NS		< 0.0234	< 0.0235
Benzene	1.6	7.07	0.0051	< 0.0127	< 0.0128
Ethylbenzene	8.02	35.4	1.57	0.025B	< 0.0214
m,p-Xylene	260	260	3.96	NA	NA
Naphthalene	5.52	24.1	0.6528	0.051B	< 0.0385
o-Xylene	915	434	3.96	NA	NA
Tetrachloroethene	33	145	0.0045	NA	NA
Toluene	818	NS	1.1072	< 0.0977	< 0.0983
Xylenes, Total	260	260	3.96	0.34B	0.083B

Additional VOC compounds were not detected as part of sampling, only detected compounds are listed. . All concentrations in milligrams per kilogram or ppm. NS = No Standard. Bold concentrations exceed the NR 720 Residual Contaminant Level (RCL) for the protection of groundwater, .Underlined exceeds the non-industrial direct contact RCL, and italicized exceeds the industrial direct contact RCL. Samples collected 1/28/2009. B: Analyte in method blank.

Table A.2.  
Soil Analytical Results  
Summary of VOC and PAH Soil Analytical Results<sup>1</sup>  
Lenny's Service - PECFA # 53172-1943-00-A DNR BRRTS # 03-41-003443  
South Milwaukee, Wisconsin

Analyte	NR 720 RCL based on USEPA RSL			P-15 0-4ft	P-15 WL 12'	P-16 0-4'	P-16 WL 12'
	Non-Industrial Direct Contact	Industrial Direct Contact	Groundwater				
Benzene	1.6	7.07	0.0051	<b>0.016 J</b>	0.0045 J	<b>0.016 J</b>	<b>0.0065 J</b>
Toluene	818	NS	1.1072	<0.0064	0.37	0.0095 J	0.017J
Ethylbenzene	8.02	35.4	1.57	<0.0030	0.040	0.009 J	0.012J
m,p-Xylene	260	260	3.96	0.015 J	0.11	<0.071	<0.077
o-Xylene	915	434	3.96	<0.0044	0.059	<0.036	<0.039
MTBE	63.8	282	0.027	<0.0080	<0.0081	<0.071	<0.077
Naphthalene	5.52	24.1	0.6528	0.034 J	0.11 J	<0.36	<0.39
1,3,5-Trimethylbenzene	219	293	1.3821	<0.0035	0.54	<0.071	<0.077
1,2,4-Trimethylbenzene	182	NS		0.012 J	0.049 J	<0.071	<0.077

Analyte	NR 720 RCL based on USEPA RSL			P-15 0-4ft	P-15 WL 12'	P-16 0-4'	P-16 WL 12'
	Non-Industrial Direct Contact	Industrial Direct Contact	Groundwater				
Anthracene	3,590	45,200	NS	<0.044	<0.040	0.037 J	<0.040
Acenaphthene	NS	NS	NS	<0.044	<0.040	<0.044	<0.040
Acenaphthylene	17,900	100,000	196.9492	<0.044	<0.040	0.025J	<0.040
Benz(a)anthracene	1.14	20.8	NS	0.024 J	<0.040	0.24	<0.040
Benzo(a)pyrene	0.115	2.11	0.47	0.022 J	<0.040	<b>0.16</b>	<0.040
Benzo(b)fluoranthene	11.5	21.1	0.4793	0.019 J	<0.040	0.18	<0.040
Benzo(g,h,i)perylene	NS	NS	NS	<0.044	<0.040	0.038J	<0.040
Benzo(k)fluoranthene	11.5	211	NS	<0.044	<0.040	0.092	<0.040
Chrysene	115	2,110	0.1446	0.028 J	<0.040	<b>0.18</b>	<0.040
Dibenz(a,h)anthracene	0.115	2.11	NS	<0.044	<0.040	0.017 J	<0.040
Fluoranthene	2,390	30,100	88.8778	0.053	<0.040	0.22	<0.040
Fluorene	2,390	30,100	14.8299	<0.044	<0.040	<0.044	<0.040
Indeno(1,2,3-cd)pyrene	1.15	21.1	NS	<0.044	<0.040	0.049	<0.040
Naphthalene	5.52	24.1	0.6582	0.097	<0.040	<0.044	<0.040
Phenanthrene	NS	NS	NS	0.061	<0.040	0.026 J	<0.040
Pyrene	1,790	22,600	54.5455	0.061	<0.040	0.22	<0.040

All concentrations in milligrams per kilogram or ppm. NS = No Standard. Bold concentrations exceed the NR 720 Residual Contaminant Level (RCL) for the protection of groundwater, Underlined exceeds the non-industrial direct contact RCL, and italicized exceeds the industrial direct contact RCL. Samples collected 4/13/10. J – estimated sample concentration between laboratory detection limit and method detection limit.

Table A.2.  
Soil Analytical Results  
Summary of VOC and PAH Soil Analytical Results<sup>1</sup>  
Lenny's Service - PECFA # 53172-1943-00-A DNR BRRTS # 03-41-003443  
South Milwaukee, Wisconsin

Analyte	NR 720 RCL based on USEPA RSL			P-17 0-4 FT	P-17 WL 12-ft	P-18 0-4 FT	P-18 WL 12-ft
	Non-Industrial Direct Contact	Industrial Direct Contact	Groundwater				
Benzene	1.6	7.07	0.0051	0.014 J	< 0.32	< 0.0030	0.015J
Toluene	818	NS	1.1072	<0.0066	< 0.13	0.038J	< 0.0071
Ethylbenzene	8.02	35.4	1.57	0.0046J	<b>23</b>	0.0065 J	0.015J
m,p-Xylene	260	260	3.96	< 0.0095	<b>41</b>	0.020 J	0.022J
o-Xylene	915	434	3.96	<0.0046	<b>101</b>	0.0058J	< 0.0049
MTBE	63.8	282	0.027	<0.0084	<b>6.7</b>	<0.0080	< 0.0090
Naphthalene	5.52	24.1	0.6528	< 0.011	<b>42</b>	0.044J	0.016J
1,3,5-Trimethylbenzene	219	293	1.3821	<0.0036	<b>32</b>	0.0053J	< 0.039
1,2,4-Trimethylbenzene	182	NS		< 0.0069	100	0.016J	0.0098J

Analyte	NR 720 RCL based on USEPA RSL			P-17 0-4 FT	P-17 WL 12-ft	P-18 0-4 FT	P-18 WL 12-ft
	Non-Industrial Direct Contact	Industrial Direct Contact	Groundwater				
Anthracene	3,590	45,200	NS	0.87	0.8J	0.17	<0.0093
Acenaphthene	NS	NS	NS	0.44	1.9J	0.090	<0.011
Acenaphthylene	17,900	100,000	196.9492	0.015J	<0.54	0.017J	<0.011
Benz(a)anthracene	1.14	20.8	NS	2.3	<0.39	0.77	<0.0077
Benzo(a)pyrene	0.115	2.11	0.47	<b>1.9</b>	<0.37	<b>0.90</b>	<0.0074
Benzo(b)fluoranthene	11.5	21.1	0.4793	2.3	<0.49	<b>1.2</b>	<0.0078
Benzo(g,h,i)perylene	NS	NS	NS	0.83	<0.48	0.36J	<0.0095
Benzo(k)fluoranthene	11.5	211	NS	0.78	<0.61	0.67	<0.012
Chrysene	115	2,110	0.1446	<b>2.2</b>	<0.46	<b>0.77</b>	<0.0091
Dibenz(a,h)anthracene	0.115	2.11	NS	<0.45	<0.54	<0.11	<0.011
Fluoranthene	2,390	30,100	88.8778	4.6	<0.40	2.2	<0.0079
Fluorene	2,390	30,100	14.8299	0.41	2.3	0.086	<0.0095
Indeno(1,2,3-cd)pyrene	1.15	21.1	NS	0.73	<0.55	0.35J	<0.011
Naphthalene	5.52	24.1	0.6582	0.1	<b>5.7</b>	0.031J	<0.016
Phenanthrene	NS	NS	NS	5.2	5.5	1.1	<0.0073
Pyrene	1,790	22,600	54.5455	4.9	0.7 J	2.0	<0.0089

All concentrations in milligrams per kilogram or ppm. NS = No Standard. Bold concentrations exceed the NR 720 Residual Contaminant Level (RCL) based on the United States Environmental Protection Agency Regional Screening Level for Industrial Sites. Samples collected 4/13/10. J – estimated sample concentration between laboratory detection limit and method detection limit.

Table A.2.  
Soil Analytical Results  
Summary of VOC and PAH Soil Analytical Results<sup>1</sup>  
Lenny's Service - PECFA # 53172-1943-00-A DNR BRRTS # 03-41-003443  
South Milwaukee, Wisconsin

Analyte	NR 720 RCL based on USEPA RSL			P-21 0-4 FT	P-21 WL 12-ft	P-22 0-4 FT	P-22 WL 12-ft
	Non-Industrial Direct Contact	Industrial Direct Contact	Groundwater				
Benzene	1.6	7.07	0.0051	<b>0.02J</b>	<b>0.011J</b>	<b>0.021J</b>	<b>0.011J</b>
Toluene	818	NS	1.1072	<0.32	0.40	0.024J	<0.30
Ethylbenzene	8.02	35.4	1.57	0.012J	0.50	0.012J	0.0043J
m,p-Xylene	260	260	3.96	0.029J	1.50	0.041J	<0.060
o-Xylene	915	434	3.96	<0.032	1.10	<0.038	<0.030
MTBE	63.8	282	0.027	<0.065	<0.058	<0.076	<0.060
Naphthalene	5.52	24.1	0.6528	0.028J	<b>2.9</b>	0.025J	0.023J
1,3,5-Trimethylbenzene	219	293	1.3821	0.006J	0.14	<0.076	<0.060
1,2,4-Trimethylbenzene	182	NS		0.018J	1.1	0.025J	0.0097J+R46

Analyte	NR 720 RCL based on USEPA RSL			P-21 0-4 FT	P-21 WL 12-ft	P-22 0-4 FT	P-22 WL 12-ft
	Non-Industrial Direct Contact	Industrial Direct Contact	Groundwater				
Anthracene	3,590	45,200	NS	<0.042	<0.038	<0.041	<0.039
Acenaphthene	NS	NS	NS	<0.042	<0.038	<0.041	<0.039
Acenaphthylene	17,900	100,000	196.9492	<0.042	<0.038	<0.041	<0.039
Benz(a)anthracene	1.14	20.8	NS	0.048	<0.038	0.024J	<0.039
Benzo(a)pyrene	0.115	2.11	0.47	0.049	<0.038	0.017J	<0.039
Benzo(b)fluoranthene	11.5	21.1	0.4793	0.088	<0.038	0.028J	<0.039
Benzo(g,h,i)perylene	NS	NS	NS	0.016J	<0.038	<0.041	<0.039
Benzo(k)fluoranthene	11.5	211	NS	<0.042	<0.038	<0.041	<0.039
Chrysene	115	2,110	0.1446	0.064	<0.038	0.019J	<0.039
Dibenz(a,h)anthracene	0.115	2.11	NS	<0.042	<0.038	<0.041	<0.039
Fluoranthene	2,390	30,100	88.8778	0.1	<0.038	0.033J	<0.039
Fluorene	2,390	30,100	14.8299	<0.042	<0.038	<0.041	<0.039
Indeno(1,2,3-cd)pyrene	1.15	21.1	NS	0.015J	<0.038	<0.041	<0.039
Naphthalene	5.52	24.1	0.6582	<0.042	0.55	0.036J	<0.039
Phenanthrene	NS	NS	NS	0.076	<0.038	0.017J	<0.039
Pyrene	1,790	22,600	54.5455	0.12	<0.038	0.03J	<0.039

All concentrations in milligrams per kilogram or ppm. NS = No Standard. Bold concentrations exceed the NR 720 Residual Contaminant Level (RCL) based on the United States Environmental Protection Agency Regional Screening Level for Industrial Sites. Samples collected 4/13/10. J – estimated sample concentration between laboratory detection limit and method detection limit.

Table A.2.  
Soil Analytical Results  
Summary of VOC and PAH Soil Analytical Results<sup>1</sup>  
Lenny's Service - PECFA # 53172-1943-00-A DNR BRRTS # 03-41-003443  
South Milwaukee, Wisconsin

Analyte	NR 720 RCL based on USEPA RSL			P-23 0-4 FT	P-23 WL 12-ft	P-24 0-4 FT	P-24 WL 12-ft
	Non-Industrial Direct Contact	Industrial Direct Contact	Groundwater				
Benzene	1.6	7.07	0.0051	<b>0.0072J</b>	<b>0.0061J</b>	<b>0.0065J</b>	<b>0.0062J</b>
Toluene	818	NS	1.1072	<0.0064	0.011	< 0.0064	<0.0064
Ethylbenzene	8.02	35.4	1.57	0.0066J	< 0.0030	< 0.0030	< 0.0030
m,p-Xylene	260	260	3.96	0.014J	< 0.0093	< 0.0094	<0.0094
o-Xylene	915	434	3.96	0.010J	< 0.0043	< 0.0044	<0.0044
MTBE	63.8	282	0.027	<0.064	< 0.0079	< 0.0080	<0.0080
Naphthalene	5.52	24.1	0.6528	0.014J	< 0.011	< 0.011	< 0.011
1,3,5-Trimethylbenzene	219	293	1.3821	< 0.064	< 0.0034	< 0.0035	<0.015J
1,2,4-Trimethylbenzene	182	NS		0.013J	< 0.0065	< 0.0066	< 0.0060

Analyte	NR 720 RCL based on USEPA RSL			P-23 0-4 FT	P-23 WL 12-ft	P-24 0-4 FT	P-24 WL 12-ft
	Non-Industrial Direct Contact	Industrial Direct Contact	Groundwater				
Anthracene	3,590	45,200	NS	0.37	<0.0093	<0.0093	<0.042
Acenaphthene	NS	NS	NS	< 0.056	<0.011	<0.011	<0.042
Acenaphthylene	17,900	100,000	196.9492	0.75	<0.011	<0.011	<0.042
Benz(a)anthracene	1.14	20.8	NS	2.5	<0.0077	0.020J	<0.042
Benzo(a)pyrene	0.115	2.11	0.47	<b><u>3.2J8</u></b>	<0.0074	0.021J	<0.042
Benzo(b)fluoranthene	11.5	21.1	0.4793	<b>7.2J8</b>	<0.0078	0.0480.	<0.042
Benzo(g,h,i)perylene	NS	NS	NS	0.67J8	<0.0095	<0.0095	<0.042
Benzo(k)fluoranthene	11.5	211	NS	0.88J8	<0.012	0.051	<0.042
Chrysene	115	2,110	0.1446	<b>2.5</b>	<0.0091	0.020J	<0.042
Dibenz(a,h)anthracene	0.115	2.11	NS	<b><u>0.23J8</u></b>	<0.011	<0.011	<0.042
Fluoranthene	2,390	30,100	88.8778	4.2	<0.0079	0.042	<0.042
Fluorene	2,390	30,100	14.8299	0.10J	<0.0095	<0.0095	<0.042
Indeno(1,2,3-cd)pyrene	1.15	21.1	NS	0.74J8	<0.011	<0.011	<0.042
Naphthalene	5.52	24.1	0.6582	0.11J	<0.016	< 0.016	<0.042
Phenanthrene	NS	NS	NS	1.3	<0.0073	0.015J	<0.042
Pyrene	1,790	22,600	54.5455	3.6	<0.0089	0.026J	<0.042

All concentrations in milligrams per kilogram or ppm. NS = No Standard. Bold concentrations exceed the NR 720 Residual Contaminant Level (RCL) based on the United States Environmental Protection Agency Regional Screening Level for Industrial Sites. Samples collected 8/12/10. J – estimated sample concentration between laboratory detection limit and method detection limit. J8- High bias.



Table A.2.  
Soil Analytical Results Summary of VOC and PAH Soil Analytical Results<sup>1</sup>  
Lenny's Service - PECFA # 53172-1943-00-A DNR BRRTS # 03-41-003443  
South Milwaukee, Wisconsin

Analyte	NR 720 RCL based on USEPA RSL			P-25 0-4 FT	P-25 WL 12-ft
	Non-Industrial Direct Contact	Industrial Direct Contact	Groundwater		
Benzene	1.6	7.07	0.0051	<b>0.0052J</b>	<b>0.0054J</b>
Toluene	818	NS	1.1072	<0.0064	<0.0063
Ethylbenzene	8.02	35.4	1.57	< 0.0030	0.0037J
m,p-Xylene	260	260	3.96	< 0.0094	< 0.0094
o-Xylene	915	434	3.96	< 0.0044	< 0.0043
MTBE	63.8	282	0.027	< 0.0080	< 0.0080
Naphthalene	5.52	24.1	0.6528	< 0.011	< 0.011
1,3,5-Trimethylbenzene	219	293	1.3821	0.015J	< 0.0035
1,2,4-Trimethylbenzene	182	NS		< 0.0066	< 0.0065

Analyte	NR 720 RCL based on USEPA RSL			P-25 0-4 FT	P-25 WL 12-ft
	Non-Industrial Direct Contact	Industrial Direct Contact	Groundwater		
Anthracene	3,590	45,200	NS	< 0.18	< 0.038
Acenaphthene	NS	NS	NS	< 0.18	< 0.038
Acenaphthylene	17,900	100,000	196.9492	< 0.18	< 0.038
Benz(a)anthracene	1.14	20.8	NS	0.13J	< 0.038
Benzo(a)pyrene	0.115	2.11	0.47	0.10J	< 0.038
Benzo(b)fluoranthene	11.5	21.1	0.4793	0.26	< 0.038
Benzo(g,h,i)perylene	NS	NS	NS	< 0.18	< 0.038
Benzo(k)fluoranthene	11.5	211	NS	0.27	< 0.038
Chrysene	115	2,110	0.1446	0.091J	< 0.038
Dibenz(a,h)anthracene	0.115	2.11	NS	< 0.18	< 0.038
Fluoranthene	2,390	30,100	88.8778	0.24	< 0.038
Fluorene	2,390	30,100	14.8299	< 0.18	< 0.038
Indeno(1,2,3-cd)pyrene	1.15	21.1	NS	< 0.18	< 0.038
Naphthalene	5.52	24.1	0.6582	< 0.18	< 0.038
Phenanthrene	NS	NS	NS	0.12J	< 0.038
Pyrene	1,790	22,600	54.5455	0.17J	< 0.038

All concentrations in milligrams per kilogram or ppm. NS = No Standard. Bold concentrations exceed the NR 720 Residual Contaminant Level (RCL) based on the United States Environmental Protection Agency Regional Screening Level for Industrial Sites. Samples collected 4/13/10. J – estimated sample concentration between laboratory detection limit and method detection limit.

Table A.2.  
Soil Analytical Results Summary of PVOC Soil Analytical Results<sup>1</sup>  
Lenny's Service - PECFA # 53172-1943-00-A DNR BRRTS # 03-41-003443  
South Milwaukee, Wisconsin

Analyte	NR 720 RCL based on USEPA RSL			P-28 0-4 FT	P-28 4-8-ft
	Non-Industrial Direct Contact	Industrial Direct Contact	Groundwater		
Benzene	1.6	7.07	0.0051	<0.0157	<0.0173
Toluene	818	NS	1.1072	<0.0288	<0.0317
Ethylbenzene	8.02	35.4	1.57	<0.0163	0.006BJ
m,p-Xylene	260	260	3.96	<0.0276	<0.0303
o-Xylene	915	434	3.96	<0.0172	<0.0189
MTBE	63.8	282	0.027	<0.0286	<0.0315
Naphthalene	5.52	24.1	0.6528	<0.186	<0.205
1,3,5-Trimethylbenzene	219	293	1.3821	0.00445BJ	<0.0161
1,2,4-Trimethylbenzene	182	NS		0.00576BJ	0.00648BJ

Analyte	NR 720 RCL based on USEPA RSL			P-29 0-4	P-29 4-8	P-29 8-12
	Non-Industrial Direct Contact	Industrial Direct Contact	Groundwater			
Benzene	1.6	7.07	0.0051	<0.0540	<b>0.067</b>	<b>0.0722</b>
Toluene	818	NS	1.1072	<0.0989	0.0841	0.0579
Ethylbenzene	8.02	35.4	1.57	<0.0558	0.0764	1.35
m,p-Xylene	260	260	3.96	<0.0945	0.135	<b>4.59</b>
o-Xylene	915	434	3.96	<0.0589	0.101	0.239
MTBE	63.8	282	0.027	<0.0982	0.0107	<b>0.0832</b>
Naphthalene	5.52	24.1	0.6528	<0.213	<b>1.34</b>	<b>3.93</b>
1,3,5-Trimethylbenzene	219	293	1.3821	<0.0503	0.156	<b>2.87</b>
1,2,4-Trimethylbenzene	182	NS		0.0232BJ	1.2	<b>10.9</b>

All concentrations in milligrams per kilogram or ppm. NS = No Standard. Bold concentrations exceed the NR 720 Residual Contaminant Level (RCL) based on the United States Environmental Protection Agency Regional Screening Level for groundwater protection. Samples collected 8/24/2019. J – estimated sample concentration between laboratory detection limit and method detection limit. B= Compound detected in blank

Table A.2.  
Soil Analytical Results Summary of PVOOC Soil Analytical Results<sup>1</sup>  
Lenny's Service - PECFA # 53172-1943-00-A DNR BRRTS # 03-41-003443  
South Milwaukee, Wisconsin

Analyte	NR 720 RCL based on USEPA RSL			P-30 0-4 FT	P-30 4-8-ft
	Non-Industrial Direct Contact	Industrial Direct Contact	Groundwater		
Benzene	1.6	7.07	0.0051	<0.0201	<b>0.14</b>
Toluene	818	NS	1.1072	<0.0368	0.104
Ethylbenzene	8.02	35.4	1.57	0.0116BJ	0.615
m,p-Xylene	260	260	3.96	0.0399B	<b>3.47</b>
o-Xylene	915	434	3.96	<0.0219	0.522
MTBE	63.8	282	0.027	<0.0365	<b>0.118</b>
Naphthalene	5.52	24.1	0.6528	<0.238	<b>4.72</b>
1,3,5-Trimethylbenzene	219	293	1.3821	0.0292B	<b>1.37</b>
1,2,4-Trimethylbenzene	182	NS		0.148	<b>16.6</b>

Analyte	NR 720 RCL based on USEPA RSL			P-31 0-4	P-31 4-8
	Non-Industrial Direct Contact	Industrial Direct Contact	Groundwater		
Benzene	1.6	7.07	0.0051	<0.0236	<0.0175
Toluene	818	NS	1.1072	0.0238J	<0.0320
Ethylbenzene	8.02	35.4	1.57	0.0666B	<0.0181
m,p-Xylene	260	260	3.96	0.311	0.0162BJ
o-Xylene	915	434	3.96	0.0465	0.0109J
MTBE	63.8	282	0.027	<0.0430	<0.0318
Naphthalene	5.52	24.1	0.6528	<0.280	<0.207
1,3,5-Trimethylbenzene	219	293	1.3821	0.0881B	<0.0163
1,2,4-Trimethylbenzene	182	NS		<b>1.67</b>	0.0818B

All concentrations in milligrams per kilogram or ppm. NS = No Standard. Bold concentrations exceed the NR 720 Residual Contaminant Level (RCL) based on the United States Environmental Protection Agency Regional Screening Level for groundwater protection. Samples collected 8/24/2019. J – estimated sample concentration between laboratory detection limit and method detection limit. B= Compound detected in blank

Table A.2.  
Soil Analytical Results Summary of PVOC Soil Analytical Results<sup>1</sup>  
Lenny's Service - PECFA # 53172-1943-00-A DNR BRRTS # 03-41-003443  
South Milwaukee, Wisconsin

Analyte	NR 720 RCL based on USEPA RSL			P-32 0-4 FT	P-32 4-8-ft	P-32 8-12
	Non-Industrial Direct Contact	Industrial Direct Contact	Groundwater			
Benzene	1.6	7.07	0.0051	<0.0199	<0.0189	<0.182
Toluene	818	NS	1.1072	<0.0365	<0.0347	0.128J
Ethylbenzene	8.02	35.4	1.57	0.00695BJ	<0.0196	<b>10.5</b>
m,p-Xylene	260	260	3.96	0.0217BJ	0.0106BJ	<b>18</b>
o-Xylene	915	434	3.96	<0.0218	0.0127CJ	2.36
MTBE	63.8	282	0.027	<0.0363	<0.0344	<b>0.364</b>
Naphthalene	5.52	24.1	0.6528	<0.236	<0.224	<b>4.46</b>
1,3,5-Trimethylbenzene	219	293	1.3821	0.00638BJ	<0.0176	<b>12.1</b>
1,2,4-Trimethylbenzene	182	NS		0.0418B	0.0293B	<b>40.6</b>

Analyte	NR 720 RCL based on USEPA RSL			P-33 0-4	P-33 4-8
	Non-Industrial Direct Contact	Industrial Direct Contact	Groundwater		
Benzene	1.6	7.07	0.0051	<0.0190	<0.0176
Toluene	818	NS	1.1072	<0.0348	<0.0322
Ethylbenzene	8.02	35.4	1.57	0.0183BJ	0.0055BJ
m,p-Xylene	260	260	3.96	0.0323BJ	0.0096BJ
o-Xylene	915	434	3.96	<0.0208	<0.0192
MTBE	63.8	282	0.027	<0.0346	<0.0320
Naphthalene	5.52	24.1	0.6528	<0.225	<0.208
1,3,5-Trimethylbenzene	219	293	1.3821	0.0225B	0.0052BJ
1,2,4-Trimethylbenzene	182	NS		0.0837B	0.0184BJ

All concentrations in milligrams per kilogram or ppm. NS = No Standard. Bold concentrations exceed the NR 720 Residual Contaminant Level (RCL) based on the United States Environmental Protection Agency Regional Screening Level for groundwater protection. Samples collected 8/24/2019. J – estimated sample concentration between laboratory detection limit and method detection limit. B= Compound detected in blank

Table A.2.  
Soil Analytical Results Summary of PVOOC Soil Analytical Results<sup>1</sup>  
Lenny's Service - PECFA # 53172-1943-00-A DNR BRRTS # 03-41-003443  
South Milwaukee, Wisconsin

Analyte	NR 720 RCL based on USEPA RSL			P-34 0-4 FT	P-34 4-8-ft
	Non-Industrial Direct Contact	Industrial Direct Contact	Groundwater		
Benzene	1.6	7.07	0.0051	<0.0160	<b>0.00597J</b>
Toluene	818	NS	1.1072	<0.0293	<0.0315
Ethylbenzene	8.02	35.4	1.57	<0.0165	0.206
m,p-Xylene	260	260	3.96	0.00933BJ	0.4
o-Xylene	915	434	3.96	<0.0175	0.0683
MTBE	63.8	282	0.027	<0.0291	0.0112J
Naphthalene	5.52	24.1	0.6528	<0.189	<b>0.813</b>
1,3,5-Trimethylbenzene	219	293	1.3821	0.00472BJ	<b>0.904</b>
1,2,4-Trimethylbenzene	182	NS		0.0136BJ	<b>2.86</b>

Analyte	NR 720 RCL based on USEPA RSL			P-35 0-4	P-35 4-8
	Non-Industrial Direct Contact	Industrial Direct Contact	Groundwater		
Benzene	1.6	7.07	0.0051	<0.0159	<0.0180
Toluene	818	NS	1.1072	<0.0291	<0.0331
Ethylbenzene	8.02	35.4	1.57	<0.0164	0.439
m,p-Xylene	260	260	3.96	0.0102BJ	0.272
o-Xylene	915	434	3.96	<0.0173	0.0427
MTBE	63.8	282	0.027	<0.0289	<0.0328
Naphthalene	5.52	24.1	0.6528	<0.188	<b>0.731</b>
1,3,5-Trimethylbenzene	219	293	1.3821	0.00766BJ	<b>0.235</b>
1,2,4-Trimethylbenzene	182	NS		0.0296B	<b>1.27</b>

All concentrations in milligrams per kilogram or ppm. NS = No Standard. Bold concentrations exceed the NR 720 Residual Contaminant Level (RCL) based on the United States Environmental Protection Agency Regional Screening Level for groundwater protection. Samples collected 8/24/2019. J – estimated sample concentration between laboratory detection limit and method detection limit. B= Compound detected in blank

Table A.2.  
Soil Analytical Results Summary of PVOC Soil Analytical Results<sup>1</sup>  
Lenny's Service - PECFA # 53172-1943-00-A DNR BRRTS # 03-41-003443  
South Milwaukee, Wisconsin

Analyte	NR 720 RCL based on USEPA RSL			P-36 0-4 FT	P-36 4-8-ft	P-36 8-12
	Non-Industrial Direct Contact	Industrial Direct Contact	Groundwater			
Benzene	1.6	7.07	0.0051	<b>0.133</b>	<0.0173	<b>0.239</b>
Toluene	818	NS	1.1072	0.0479	0.0203J	0.0958J
Ethylbenzene	8.02	35.4	1.57	0.0078BJ	0.0495B	<b>4.58</b>
m,p-Xylene	260	260	3.96	0.0201BJ	0.109B	<b>9.47</b>
o-Xylene	915	434	3.96	0.0122BJ	0.145	<b>1.76</b>
MTBE	63.8	282	0.027	<0.0333	<0.0315	<b>0.136</b>
Naphthalene	5.52	24.1	0.6528	<0.217	0.639	<b>7.95</b>
1,3,5-Trimethylbenzene	219	293	1.3821	<0.0171	<b>1.57</b>	<b>7.61</b>
1,2,4-Trimethylbenzene	182	NS		<0.0223	<b>2.17</b>	<b>26.7</b>

Analyte	NR 720 RCL based on USEPA RSL			P-37 0-4	P-37 4-8
	Non-Industrial Direct Contact	Industrial Direct Contact	Groundwater		
Benzene	1.6	7.07	0.0051	<0.0176	<0.0180
Toluene	818	NS	1.1072	0.0116J	<0.0331
Ethylbenzene	8.02	35.4	1.57	0.00803BJ	<0.0187
m,p-Xylene	260	260	3.96	0.0335B	0.0145BJ
o-Xylene	915	434	3.96	0.0113BJ	<0.0197
MTBE	63.8	282	0.027	<0.0320	<0.0328
Naphthalene	5.52	24.1	0.6528	<0.208	<0.214
1,3,5-Trimethylbenzene	219	293	1.3821	0.0101BJ	<0.0168
1,2,4-Trimethylbenzene	182	NS		0.0202BJ	0.00915BJ

All concentrations in milligrams per kilogram or ppm. NS = No Standard. Bold concentrations exceed the NR 720 Residual Contaminant Level (RCL) based on the United States Environmental Protection Agency Regional Screening Level for groundwater protection. Samples collected 8/24/2019. J – estimated sample concentration between laboratory detection limit and method detection limit. B= Compound detected in blank

Table A.2.  
Soil Analytical Results Summary of PVOC Soil Analytical Results<sup>1</sup>  
Lenny's Service - PECFA # 53172-1943-00-A DNR BRRTS # 03-41-003443  
South Milwaukee, Wisconsin

Analyte	NR 720 RCL based on USEPA RSL			P-38 0-4 FT	P-38 4-8-ft	P-38 8-12
	Non-Industrial Direct Contact	Industrial Direct Contact	Groundwater			
Benzene	1.6	7.07	0.0051	<0.0156	<0.0170	<0.0175
Toluene	818	NS	1.1072	0.0146	<0.0311	<0.0322
Ethylbenzene	8.02	35.4	1.57	<0.0162	<0.0176	<0.0181
m,p-Xylene	260	260	3.96	0.0157BJ	0.0102BJ	0.0137BJ
o-Xylene	915	434	3.96	<0.0171	<0.0186	0.00703BJ
MTBE	63.8	282	0.027	<0.0284	<0.0309	<0.0319
Naphthalene	5.52	24.1	0.6528	<0.185	<0.201	<0.208
1,3,5-Trimethylbenzene	219	293	1.3821	<0.0146	<0.0158	<0.0164
1,2,4-Trimethylbenzene	182	NS		0.0081BJ	0.00733BJ	0.0785B

Analyte	NR 720 RCL based on USEPA RSL			P-39 0-4	P-39 4-8
	Non-Industrial Direct Contact	Industrial Direct Contact	Groundwater		
Benzene	1.6	7.07	0.0051	<0.0180	<b>2.57</b>
Toluene	818	NS	1.1072	<0.0330	<0.344
Ethylbenzene	8.02	35.4	1.57	<0.0186	<b>22.9</b>
m,p-Xylene	260	260	3.96	0.0114BJ	<b>34.1</b>
o-Xylene	915	434	3.96	<0.0197	1.96
MTBE	63.8	282	0.027	<0.0328	<b>1.94</b>
Naphthalene	5.52	24.1	0.6528	<0.213	<b>23.3</b>
1,3,5-Trimethylbenzene	219	293	1.3821	<0.0168	<b>22.8</b>
1,2,4-Trimethylbenzene	182	NS		0.00886BJ	<b>81.1</b>

All concentrations in milligrams per kilogram or ppm. NS = No Standard. Bold concentrations exceed the NR 720 Residual Contaminant Level (RCL) based on the United States Environmental Protection Agency Regional Screening Level for groundwater protection. Samples collected 8/24/2019. J – estimated sample concentration between laboratory detection limit and method detection limit. B= Compound detected in blank

Table A.2.  
Soil Analytical Results Summary of PVOOC Soil Analytical Results<sup>1</sup>  
Lenny's Service - PECFA # 53172-1943-00-A DNR BRRTS # 03-41-003443  
South Milwaukee, Wisconsin

Analyte	NR 720 RCL based on USEPA RSL			P-40 0-4 FT	P-40 4-8-ft
	Non-Industrial Direct Contact	Industrial Direct Contact	Groundwater		
Benzene	1.6	7.07	0.0051	<0.0183	<0.0175
Toluene	818	NS	1.1072	<0.0336	<0.0320
Ethylbenzene	8.02	35.4	1.57	0.00863BJ	0.0103BJ
m,p-Xylene	260	260	3.96	0.0184BJ	0.0583B
o-Xylene	915	434	3.96	<0.0200	0.0123BJ
MTBE	63.8	282	0.027	<0.0334	<0.0318
Naphthalene	5.52	24.1	0.6528	<0.217	<0.207
1,3,5-Trimethylbenzene	219	293	1.3821	0.00724BJ	0.0392B
1,2,4-Trimethylbenzene	182	NS		0.0223BJ	0.374

Analyte	NR 720 RCL based on USEPA RSL			P-41 0-4	P-41 4-8
	Non-Industrial Direct Contact	Industrial Direct Contact	Groundwater		
Benzene	1.6	7.07	0.0051	<0.0217	<b>0.0231J</b>
Toluene	818	NS	1.1072	<0.0398	<0.0646
Ethylbenzene	8.02	35.4	1.57	0.0101BJ	0.552
m,p-Xylene	260	260	3.96	0.0204BJ	1.1
o-Xylene	915	434	3.96	<0.0237	0.21
MTBE	63.8	282	0.027	<0.0395	0.0351J
Naphthalene	5.52	24.1	0.6528	<0.257	<b>9.8</b>
1,3,5-Trimethylbenzene	219	293	1.3821	0.00822BJ	<b>3.37</b>
1,2,4-Trimethylbenzene	182	NS		0.0373B	<b>12.4</b>

All concentrations in milligrams per kilogram or ppm. NS = No Standard. Bold concentrations exceed the NR 720 Residual Contaminant Level (RCL) based on the United States Environmental Protection Agency Regional Screening Level for groundwater protection. Samples collected 8/24/2019. J – estimated sample concentration between laboratory detection limit and method detection limit. B= Compound detected in blank



Table A.2.  
Soil Analytical Results Summary of PVOOC Soil Analytical Results<sup>1</sup>  
Lenny's Service - PECFA # 53172-1943-00-A DNR BRRTS # 03-41-003443  
South Milwaukee, Wisconsin

Analyte	NR 720 RCL based on USEPA RSL			P-42 0-4 FT	P-42 4-8-ft
	Non-Industrial Direct Contact	Industrial Direct Contact	Groundwater		
Benzene	1.6	7.07	0.0051	<b>0.685</b>	<0.0349
Toluene	818	NS	1.1072	0.62	<0.0640
Ethylbenzene	8.02	35.4	1.57	0.0438B	0.052B
m,p-Xylene	260	260	3.96	0.4B	0.112B
o-Xylene	915	434	3.96	0.121B	0.176
MTBE	63.8	282	0.027	<0.0597	<0.0635
Naphthalene	5.52	24.1	0.6528	<b>0.702</b>	0.347J
1,3,5-Trimethylbenzene	219	293	1.3821	0.0414B	0.611
1,2,4-Trimethylbenzene	182	NS		0.188B	1.61

Analyte	NR 720 RCL based on USEPA RSL			P-43 0-4	P-43 4-8
	Non-Industrial Direct Contact	Industrial Direct Contact	Groundwater		
Benzene	1.6	7.07	0.0051	<0.0368	<b>0.0401</b>
Toluene	818	NS	1.1072	<0.0674	0.146
Ethylbenzene	8.02	35.4	1.57	0.286	0.034B
m,p-Xylene	260	260	3.96	0.439B	0.188B
o-Xylene	915	434	3.96	0.158B	0.114
MTBE	63.8	282	0.027	0.0272J	<0.0431
Naphthalene	5.52	24.1	0.6528	1.81	0.252J
1,3,5-Trimethylbenzene	219	293	1.3821	1.43	0.0407B
1,2,4-Trimethylbenzene	182	NS		5.29	0.148B

All concentrations in milligrams per kilogram or ppm. NS = No Standard. Bold concentrations exceed the NR 720 Residual Contaminant Level (RCL) based on the United States Environmental Protection Agency Regional Screening Level for groundwater protection. Samples collected 8/24/2019. J – estimated sample concentration between laboratory detection limit and method detection limit. B= Compound detected in blank

Table A.2.  
Soil Analytical Results Summary of PVOC Soil Analytical Results<sup>1</sup>  
Lenny's Service - PECFA # 53172-1943-00-A DNR BRRTS # 03-41-003443  
South Milwaukee, Wisconsin

Analyte	NR 720 RCL based on USEPA RSL			P-44 0-4 FT	P-44 4-8-ft	P-44 8-12-ft
	Non-Industrial Direct Contact	Industrial Direct Contact	Groundwater			
Benzene	1.6	7.07	0.0051	<b>&lt;0.0181</b>	<b>&lt;0.0187</b>	<b>1.56</b>
Toluene	818	NS	1.1072	<b>0.0106J</b>	<b>&lt;0.0344</b>	<b>&lt;0.160</b>
Ethylbenzene	8.02	35.4	1.57	<b>0.0114BJ</b>	<b>&lt;0.0194</b>	<b>9.82</b>
m,p-Xylene	260	260	3.96	<b>0.0309BJ</b>	<b>&lt;0.0328</b>	<b>12.2</b>
o-Xylene	915	434	3.96	<b>0.017BJ</b>	<b>&lt;0.0205</b>	<b>0.765</b>
MTBE	63.8	282	0.027	<b>&lt;0.0329</b>	<b>&lt;0.0341</b>	<b>1.26</b>
Naphthalene	5.52	24.1	0.6528	<b>&lt;0.214</b>	<b>0.398</b>	<b>10.3J6</b>
1,3,5-Trimethylbenzene	219	293	1.3821	<b>0.0121BJ</b>	<b>0.0383B</b>	<b>12.9J6</b>
1,2,4-Trimethylbenzene	182	NS		<b>0.0274B</b>	<b>0.455</b>	<b>43.1J6</b>

---

All concentrations in milligrams per kilogram or ppm. NS = No Standard. Bold concentrations exceed the NR 720 Residual Contaminant Level (RCL) based on the United States Environmental Protection Agency Regional Screening Level for groundwater protection. Italicized exceed the NR 720 RCL for Non-industrial direct contact. Samples collected 8/24/2019. J – estimated sample concentration between laboratory detection limit and method detection limit. B= Compound detected in blank.

Table A.2.  
Soil Analytical Results Summary of VOC and PAH Soil Analytical Results<sup>1</sup>  
Lenny's Service - PECFA # 53172-1943-00-A DNR BRRTS # 03-41-003443  
South Milwaukee, Wisconsin

Analyte	NR 720 RCL based on USEPA RSL			P-45 0-4 FT	P-45 8-ft
	Non-Industrial Direct Contact	Industrial Direct Contact	Groundwater		
Benzene	1.6	7.07	0.0051	<0.0260	<0.0344
Toluene	818	NS	1.1072	<0.0812	<0.107
Ethylbenzene	8.02	35.4	1.57	<0.0344	<0.0455
Xylenes	260	260	3.96	0.310	<0.410
MTBE	63.8	282	0.027	<0.0191	<0.0253
Naphthalene	5.52	24.1	0.6528	<0.203	<0.0269
1,3,5-Trimethylbenzene	219	293	1.3821	<0.0701	<0.0987
1,2,4-Trimethylbenzene	182	NS		<0.0753	<0.0997

Analyte	NR 720 RCL based on USEPA RSL			P-45 0-4 FT	P-45 8-ft
	Non-Industrial Direct Contact	Industrial Direct Contact	Groundwater		
Anthracene	3,590	45,200	NS	0.0156	< 0.000726
Acenaphthene	NS	NS	NS	0.00277	< 0.000726
Acenaphthylene	17,900	100,000	196.9492	<0.000779	< 0.000726
Benz(a)anthracene	1.14	20.8	NS	0.0316	< 0.000726
Benzo(a)pyrene	0.115	2.11	0.47	0.0303	< 0.000726
Benzo(b)fluoranthene	11.5	21.1	0.4793	0.0404	0.000992J
Benzo(g,h,i)perylene	NS	NS	NS	0.0208	0.000860J
Benzo(k)fluoranthene	11.5	211	NS	0.0102	0.000849J
Chrysene	115	2,110	0.1446	0.0312	< 0.000726
Dibenz(a,h)anthracene	0.115	2.11	NS	0.00418	< 0.000726
Fluoranthene	2,390	30,100	88.8778	0.0743	< 0.000726
Fluorene	2,390	30,100	14.8299	0.00648	< 0.000726
Indeno(1,2,3-cd)pyrene	1.15	21.1	NS	0.0153	< 0.000726
Naphthalene	5.52	24.1	0.6582	0.0101	< 0.000726
Phenanthrene	NS	NS	NS	0.0459	< 0.000726
Pyrene	1,790	22,600	54.5455	0.0864	0.00143J

All concentrations in milligrams per kilogram or ppm. NS = No Standard. Bold concentrations exceed the NR 720 Residual Contaminant Level (RCL) based on the United States Environmental Protection Agency Regional Screening Level for Industrial Sites. Samples collected 4/13/10. J – estimated sample concentration between laboratory detection limit and method detection limit.

January 13, 2020

1 Cp

2 Tc

3 Ss

4 Cn

5 Sr

6 Qc

7 Gl

8 Al

9 Sc

## Assured Environmental Associates, Inc

Sample Delivery Group: L1176799  
Samples Received: 01/07/2020  
Project Number:  
Description: Lenny's  
  
Report To: Gregory Walsh  
14120 West Glendale Avenue  
Brookfield, WI 53005

Entire Report Reviewed By:



John Hawkins  
Project Manager

Results relate only to the items tested or calibrated and are reported as rounded values. This test report shall not be reproduced, except in full, without written approval of the laboratory. Where applicable, sampling conducted by Pace Analytical National is performed per guidance provided in laboratory standard operating procedures ENV-SOP-MTJL-0067 and ENV-SOP-MTJL-0068. Where sampling conducted by the customer, results relate to the accuracy of the information provided, and as the samples are received.





<b>Cp: Cover Page</b>	<b>1</b>	<b><sup>1</sup>Cp</b>
<b>Tc: Table of Contents</b>	<b>2</b>	
<b>Ss: Sample Summary</b>	<b>3</b>	<b><sup>2</sup>Tc</b>
<b>Cn: Case Narrative</b>	<b>4</b>	
<b>Sr: Sample Results</b>	<b>5</b>	<b><sup>3</sup>Ss</b>
<b>MW-15 L1176799-01</b>	<b>5</b>	
<b>MW-16 L1176799-02</b>	<b>6</b>	<b><sup>4</sup>Cn</b>
<b>MW-23 L1176799-03</b>	<b>7</b>	<b><sup>5</sup>Sr</b>
<b>MW-24 L1176799-04</b>	<b>8</b>	
<b>MW-27 L1176799-05</b>	<b>9</b>	<b><sup>6</sup>Qc</b>
<b>Qc: Quality Control Summary</b>	<b>10</b>	
<b>Volatile Organic Compounds (GC) by Method 8021B/WI(95) GRO</b>	<b>10</b>	<b><sup>7</sup>Gl</b>
<b>Gl: Glossary of Terms</b>	<b>13</b>	<b><sup>8</sup>Al</b>
<b>Al: Accreditations &amp; Locations</b>	<b>14</b>	
<b>Sc: Sample Chain of Custody</b>	<b>15</b>	<b><sup>9</sup>Sc</b>

# SAMPLE SUMMARY

## MW-15 L1176799-01 GW

Collected by Michael Goy  
Collected date/time 01/04/20 14:00  
Received date/time 01/07/20 08:40

Method	Batch	Dilution	Preparation date/time	Analysis date/time	Analyst	Location
Volatile Organic Compounds (GC) by Method 8021B/WI(95) GRO	WG1409977	1	01/12/20 14:36	01/12/20 14:36	ACG	Mt. Juliet, TN

1  
Cp

2  
Tc

3  
Ss

4  
Cn

5  
Sr

6  
Qc

7  
Gl

8  
Al

9  
Sc

## MW-16 L1176799-02 GW

Collected by Michael Goy  
Collected date/time 01/04/20 14:30  
Received date/time 01/07/20 08:40

Method	Batch	Dilution	Preparation date/time	Analysis date/time	Analyst	Location
Volatile Organic Compounds (GC) by Method 8021B/WI(95) GRO	WG1407592	1	01/08/20 12:38	01/08/20 12:38	BMB	Mt. Juliet, TN

## MW-23 L1176799-03 GW

Collected by Michael Goy  
Collected date/time 01/04/20 15:30  
Received date/time 01/07/20 08:40

Method	Batch	Dilution	Preparation date/time	Analysis date/time	Analyst	Location
Volatile Organic Compounds (GC) by Method 8021B/WI(95) GRO	WG1409977	5	01/12/20 14:12	01/12/20 14:12	ACG	Mt. Juliet, TN

## MW-24 L1176799-04 GW

Collected by Michael Goy  
Collected date/time 01/04/20 15:00  
Received date/time 01/07/20 08:40

Method	Batch	Dilution	Preparation date/time	Analysis date/time	Analyst	Location
Volatile Organic Compounds (GC) by Method 8021B/WI(95) GRO	WG1407592	1	01/08/20 14:21	01/08/20 14:21	BMB	Mt. Juliet, TN

## MW-27 L1176799-05 GW

Collected by Michael Goy  
Collected date/time 01/04/20 16:00  
Received date/time 01/07/20 08:40

Method	Batch	Dilution	Preparation date/time	Analysis date/time	Analyst	Location
Volatile Organic Compounds (GC) by Method 8021B/WI(95) GRO	WG1407592	1	01/08/20 15:08	01/08/20 15:08	BMB	Mt. Juliet, TN



All sample aliquots were received at the correct temperature, in the proper containers, with the appropriate preservatives, and within method specified holding times, unless qualified or notated within the report. Where applicable, all MDL (LOD) and RDL (LOQ) values reported for environmental samples have been corrected for the dilution factor used in the analysis. All Method and Batch Quality Control are within established criteria except where addressed in this case narrative, a non-conformance form or properly qualified within the sample results. By my digital signature below, I affirm to the best of my knowledge, all problems/anomalies observed by the laboratory as having the potential to affect the quality of the data have been identified by the laboratory, and no information or data have been knowingly withheld that would affect the quality of the data.

John Hawkins  
Project Manager

- <sup>1</sup> Cp
- <sup>2</sup> Tc
- <sup>3</sup> Ss
- <sup>4</sup> Cn
- <sup>5</sup> Sr
- <sup>6</sup> Qc
- <sup>7</sup> Gl
- <sup>8</sup> Al
- <sup>9</sup> Sc



Volatile Organic Compounds (GC) by Method 8021B/WI(95) GRO

Analyte	Result ug/l	Qualifier	MDL ug/l	RDL ug/l	Dilution	Analysis date / time	Batch
Benzene	0.360		0.0700	0.233	1	01/12/2020 14:36	<a href="#">WG1409977</a>
Toluene	U		0.412	1.37	1	01/12/2020 14:36	<a href="#">WG1409977</a>
Ethylbenzene	U		0.120	0.400	1	01/12/2020 14:36	<a href="#">WG1409977</a>
m&p-Xylene	0.358	<u>B J</u>	0.121	0.403	1	01/12/2020 14:36	<a href="#">WG1409977</a>
o-Xylene	U		0.104	0.347	1	01/12/2020 14:36	<a href="#">WG1409977</a>
Methyl tert-butyl ether	U		0.252	0.840	1	01/12/2020 14:36	<a href="#">WG1409977</a>
Naphthalene	U		0.221	0.737	1	01/12/2020 14:36	<a href="#">WG1409977</a>
1,3,5-Trimethylbenzene	0.0979	<u>B J J6</u>	0.0790	0.263	1	01/12/2020 14:36	<a href="#">WG1409977</a>
1,2,4-Trimethylbenzene	U	<u>J6</u>	0.0930	0.310	1	01/12/2020 14:36	<a href="#">WG1409977</a>
TPH (GC/FID) Low Fraction	U	<u>J6</u>	15.0	50.0	1	01/12/2020 14:36	<a href="#">WG1409977</a>
(S) <i>a,a,a-Trifluorotoluene(PID)</i>	98.2			80.0-200		01/12/2020 14:36	<a href="#">WG1409977</a>

- 1 Cp
- 2 Tc
- 3 Ss
- 4 Cn
- 5 Sr
- 6 Qc
- 7 Gl
- 8 Al
- 9 Sc





Volatile Organic Compounds (GC) by Method 8021B/WI(95) GRO

Analyte	Result ug/l	Qualifier	MDL ug/l	RDL ug/l	Dilution	Analysis date / time	Batch
Benzene	0.190	<u>B</u> <u>J</u>	0.0700	0.233	1	01/08/2020 12:38	<a href="#">WG1407592</a>
Toluene	U		0.412	1.37	1	01/08/2020 12:38	<a href="#">WG1407592</a>
Ethylbenzene	0.150	<u>J</u>	0.120	0.400	1	01/08/2020 12:38	<a href="#">WG1407592</a>
m&p-Xylene	0.323	<u>B</u> <u>J</u>	0.121	0.403	1	01/08/2020 12:38	<a href="#">WG1407592</a>
o-Xylene	0.111	<u>J</u>	0.104	0.347	1	01/08/2020 12:38	<a href="#">WG1407592</a>
Methyl tert-butyl ether	U		0.252	0.840	1	01/08/2020 12:38	<a href="#">WG1407592</a>
Naphthalene	U		0.221	0.737	1	01/08/2020 12:38	<a href="#">WG1407592</a>
1,3,5-Trimethylbenzene	0.0890	<u>B</u> <u>J</u>	0.0790	0.263	1	01/08/2020 12:38	<a href="#">WG1407592</a>
1,2,4-Trimethylbenzene	0.124	<u>B</u> <u>J</u>	0.0930	0.310	1	01/08/2020 12:38	<a href="#">WG1407592</a>
TPH (GC/FID) Low Fraction	U		15.0	50.0	1	01/08/2020 12:38	<a href="#">WG1407592</a>
(S) <i>a,a,a</i> -Trifluorotoluene(PID)	100			80.0-200		01/08/2020 12:38	<a href="#">WG1407592</a>

- 1 Cp
- 2 Tc
- 3 Ss
- 4 Cn
- 5 Sr
- 6 Qc
- 7 Gl
- 8 Al
- 9 Sc



Volatile Organic Compounds (GC) by Method 8021B/WI(95) GRO

Analyte	Result	Qualifier	MDL	RDL	Dilution	Analysis date / time	Batch
Benzene	1.63		0.350	1.17	5	01/12/2020 14:12	<a href="#">WG1409977</a>
Toluene	U		2.06	6.85	5	01/12/2020 14:12	<a href="#">WG1409977</a>
Ethylbenzene	U		0.600	2.00	5	01/12/2020 14:12	<a href="#">WG1409977</a>
m&p-Xylene	1.71	<u>B</u> <u>J</u>	0.605	2.01	5	01/12/2020 14:12	<a href="#">WG1409977</a>
o-Xylene	3.67	<u>B</u>	0.520	1.74	5	01/12/2020 14:12	<a href="#">WG1409977</a>
Methyl tert-butyl ether	U		1.26	4.20	5	01/12/2020 14:12	<a href="#">WG1409977</a>
Naphthalene	6.47	<u>B</u>	1.11	3.69	5	01/12/2020 14:12	<a href="#">WG1409977</a>
1,3,5-Trimethylbenzene	0.639	<u>B</u> <u>J</u>	0.395	1.32	5	01/12/2020 14:12	<a href="#">WG1409977</a>
1,2,4-Trimethylbenzene	9.82		0.465	1.55	5	01/12/2020 14:12	<a href="#">WG1409977</a>
TPH (GC/FID) Low Fraction	2870		75.0	250	5	01/12/2020 14:12	<a href="#">WG1409977</a>
(S) <i>a,a,a</i> -Trifluorotoluene(PID)	98.6			80.0-200		01/12/2020 14:12	<a href="#">WG1409977</a>

- 1 Cp
- 2 Tc
- 3 Ss
- 4 Cn
- 5 Sr
- 6 Qc
- 7 Gl
- 8 Al
- 9 Sc



Volatile Organic Compounds (GC) by Method 8021B/WI(95) GRO

Analyte	Result ug/l	Qualifier	MDL ug/l	RDL ug/l	Dilution	Analysis date / time	Batch
Benzene	0.222	<u>BJ</u>	0.0700	0.233	1	01/08/2020 14:21	<a href="#">WG1407592</a>
Toluene	U		0.412	1.37	1	01/08/2020 14:21	<a href="#">WG1407592</a>
Ethylbenzene	0.174	<u>J</u>	0.120	0.400	1	01/08/2020 14:21	<a href="#">WG1407592</a>
m&p-Xylene	0.355	<u>BJ</u>	0.121	0.403	1	01/08/2020 14:21	<a href="#">WG1407592</a>
o-Xylene	0.126	<u>J</u>	0.104	0.347	1	01/08/2020 14:21	<a href="#">WG1407592</a>
Methyl tert-butyl ether	U		0.252	0.840	1	01/08/2020 14:21	<a href="#">WG1407592</a>
Naphthalene	U		0.221	0.737	1	01/08/2020 14:21	<a href="#">WG1407592</a>
1,3,5-Trimethylbenzene	0.143	<u>BJ</u>	0.0790	0.263	1	01/08/2020 14:21	<a href="#">WG1407592</a>
1,2,4-Trimethylbenzene	0.146	<u>BJ</u>	0.0930	0.310	1	01/08/2020 14:21	<a href="#">WG1407592</a>
TPH (GC/FID) Low Fraction	U		15.0	50.0	1	01/08/2020 14:21	<a href="#">WG1407592</a>
(S) a,a,a-Trifluorotoluene(PID)	104			80.0-200		01/08/2020 14:21	<a href="#">WG1407592</a>

- 1 Cp
- 2 Tc
- 3 Ss
- 4 Cn
- 5 Sr
- 6 Qc
- 7 Gl
- 8 Al
- 9 Sc



Volatile Organic Compounds (GC) by Method 8021B/WI(95) GRO

Analyte	Result ug/l	Qualifier	MDL ug/l	RDL ug/l	Dilution	Analysis date / time	Batch
Benzene	0.212	<u>BJ</u>	0.0700	0.233	1	01/08/2020 15:08	<a href="#">WG1407592</a>
Toluene	U		0.412	1.37	1	01/08/2020 15:08	<a href="#">WG1407592</a>
Ethylbenzene	U		0.120	0.400	1	01/08/2020 15:08	<a href="#">WG1407592</a>
m&p-Xylene	0.201	<u>BJ</u>	0.121	0.403	1	01/08/2020 15:08	<a href="#">WG1407592</a>
o-Xylene	U		0.104	0.347	1	01/08/2020 15:08	<a href="#">WG1407592</a>
Methyl tert-butyl ether	U		0.252	0.840	1	01/08/2020 15:08	<a href="#">WG1407592</a>
Naphthalene	U		0.221	0.737	1	01/08/2020 15:08	<a href="#">WG1407592</a>
1,3,5-Trimethylbenzene	0.0926	<u>BJ</u>	0.0790	0.263	1	01/08/2020 15:08	<a href="#">WG1407592</a>
1,2,4-Trimethylbenzene	0.102	<u>BJ</u>	0.0930	0.310	1	01/08/2020 15:08	<a href="#">WG1407592</a>
TPH (GC/FID) Low Fraction	U		15.0	50.0	1	01/08/2020 15:08	<a href="#">WG1407592</a>
(S) a,a,a-Trifluorotoluene(PID)	102			80.0-200		01/08/2020 15:08	<a href="#">WG1407592</a>

- 1 Cp
- 2 Tc
- 3 Ss
- 4 Cn
- 5 Sr
- 6 Qc
- 7 Gl
- 8 Al
- 9 Sc



Method Blank (MB)

(MB) R3489114-3 01/08/20 11:39

Analyte	MB Result	MB Qualifier	MB MDL	MB RDL
	ug/l		ug/l	ug/l
Benzene	0.145	U	0.0700	0.233
Toluene	U		0.412	1.37
Ethylbenzene	U		0.120	0.400
m&p-Xylene	0.186	U	0.121	0.403
o-Xylene	U		0.104	0.347
Methyl tert-butyl ether	U		0.252	0.840
Naphthalene	U		0.221	0.737
1,3,5-Trimethylbenzene	0.121	U	0.0790	0.263
1,2,4-Trimethylbenzene	0.0959	U	0.0930	0.310
TPH (GC/FID) Low Fraction	U		15.0	50.0
(S) a,a,a-Trifluorotoluene(PID)	102			80.0-200

1 Cp

2 Tc

3 Ss

4 Cn

5 Sr

6 Qc

7 Gl

8 Al

9 Sc

Laboratory Control Sample (LCS) • Laboratory Control Sample Duplicate (LCSD)

(LCS) R3489114-1 01/08/20 10:04 • (LCSD) R3489114-4 01/08/20 17:37

Analyte	Spike Amount	LCS Result	LCSD Result	LCS Rec.	LCSD Rec.	Rec. Limits	LCS Qualifier	LCSD Qualifier	RPD	RPD Limits
	ug/l	ug/l	ug/l	%	%	%			%	%
Benzene	50.0	46.1	44.0	92.2	88.0	80.0-120			4.66	20
Toluene	50.0	50.1	48.0	100	96.0	80.0-120			4.28	20
Ethylbenzene	50.0	49.5	47.8	99.0	95.6	80.0-120			3.49	20
m&p-Xylene	100	101	97.6	101	97.6	80.0-120			3.42	20
o-Xylene	50.0	50.0	48.7	100	97.4	80.0-120			2.63	20
Methyl tert-butyl ether	50.0	46.9	46.4	93.8	92.8	80.0-120			1.07	20
Naphthalene	50.0	54.2	46.0	108	92.0	80.0-120			16.4	20
1,3,5-Trimethylbenzene	50.0	49.9	48.3	99.8	96.6	80.0-120			3.26	20
1,2,4-Trimethylbenzene	50.0	50.9	49.1	102	98.2	80.0-120			3.60	20
(S) a,a,a-Trifluorotoluene(PID)				102	102	80.0-200				

Laboratory Control Sample (LCS) • Laboratory Control Sample Duplicate (LCSD)

(LCS) R3489114-2 01/08/20 10:04 • (LCSD) R3489114-5 01/08/20 17:37

Analyte	Spike Amount	LCS Result	LCSD Result	LCS Rec.	LCSD Rec.	Rec. Limits	LCS Qualifier	LCSD Qualifier	RPD	RPD Limits
	ug/l	ug/l	ug/l	%	%	%			%	%
TPH (GC/FID) Low Fraction	550	542	511	98.5	92.9	80.0-120			5.89	20
(S) a,a,a-Trifluorotoluene(PID)				102	102	80.0-200				



Method Blank (MB)

(MB) R3490085-1 01/12/20 11:07

Analyte	MB Result	MB Qualifier	MB MDL	MB RDL
	ug/l		ug/l	ug/l
Benzene	U		0.0700	0.233
Toluene	U		0.412	1.37
Ethylbenzene	U		0.120	0.400
m&p-Xylene	0.531		0.121	0.403
o-Xylene	0.137	↓	0.104	0.347
Methyl tert-butyl ether	U		0.252	0.840
Naphthalene	0.644	↓	0.221	0.737
1,3,5-Trimethylbenzene	0.212	↓	0.0790	0.263
1,2,4-Trimethylbenzene	0.180	↓	0.0930	0.310
TPH (GC/FID) Low Fraction	U		15.0	50.0
(S) a,a,a-Trifluorotoluene(PID)	99.5			80.0-200

1 Cp

2 Tc

3 Ss

4 Cn

5 Sr

6 Qc

7 Gl

8 Al

9 Sc

Laboratory Control Sample (LCS) • Laboratory Control Sample Duplicate (LCSD)

(LCS) R3490085-2 01/12/20 12:26 • (LCSD) R3490085-8 01/12/20 18:38

Analyte	Spike Amount	LCS Result	LCSD Result	LCS Rec.	LCSD Rec.	Rec. Limits	LCS Qualifier	LCSD Qualifier	RPD	RPD Limits
	ug/l	ug/l	ug/l	%	%	%			%	%
TPH (GC/FID) Low Fraction	550	563	545	102	99.1	80.0-120			3.25	20
(S) a,a,a-Trifluorotoluene(PID)				101	100	80.0-200				

Laboratory Control Sample (LCS) • Laboratory Control Sample Duplicate (LCSD)

(LCS) R3490085-3 01/12/20 12:26 • (LCSD) R3490085-9 01/12/20 18:38

Analyte	Spike Amount	LCS Result	LCSD Result	LCS Rec.	LCSD Rec.	Rec. Limits	LCS Qualifier	LCSD Qualifier	RPD	RPD Limits
	ug/l	ug/l	ug/l	%	%	%			%	%
Benzene	50.0	48.6	46.0	97.2	92.0	80.0-120			5.50	20
Toluene	50.0	52.7	49.7	105	99.4	80.0-120			5.86	20
Ethylbenzene	50.0	57.8	53.4	116	107	80.0-120			7.91	20
m&p-Xylene	100	100	92.5	100	92.5	80.0-120			7.79	20
o-Xylene	50.0	52.9	48.7	106	97.4	80.0-120			8.27	20
Methyl tert-butyl ether	50.0	47.8	47.0	95.6	94.0	80.0-120			1.69	20
Naphthalene	50.0	52.5	52.9	105	106	80.0-120			0.759	20
1,3,5-Trimethylbenzene	50.0	53.0	47.6	106	95.2	80.0-120			10.7	20
1,2,4-Trimethylbenzene	50.0	54.7	50.1	109	100	80.0-120			8.78	20
(S) a,a,a-Trifluorotoluene(PID)				101	100	80.0-200				



L1176799-01 Original Sample (OS) • Matrix Spike (MS) • Matrix Spike Duplicate (MSD)

(OS) L1176799-01 01/12/20 14:36 • (MS) R3490085-4 01/12/20 15:01 • (MSD) R3490085-6 01/12/20 15:25

Analyte	Spike Amount ug/l	Original Result ug/l	MS Result ug/l	MSD Result ug/l	MS Rec. %	MSD Rec. %	Dilution	Rec. Limits %	MS Qualifier	MSD Qualifier	RPD %	RPD Limits %
TPH (GC/FID) Low Fraction	550	U	417	439	75.8	79.8	1	80.0-120	<u>J6</u>	<u>J6</u>	5.14	20
(S) a,a,a-Trifluorotoluene(PID)					99.5	96.6		80.0-200				

1 Cp

2 Tc

3 Ss

4 Cn

L1176799-01 Original Sample (OS) • Matrix Spike (MS) • Matrix Spike Duplicate (MSD)

(OS) L1176799-01 01/12/20 14:36 • (MS) R3490085-5 01/12/20 15:01 • (MSD) R3490085-7 01/12/20 15:25

Analyte	Spike Amount ug/l	Original Result ug/l	MS Result ug/l	MSD Result ug/l	MS Rec. %	MSD Rec. %	Dilution	Rec. Limits %	MS Qualifier	MSD Qualifier	RPD %	RPD Limits %
Benzene	50.0	0.360	39.3	41.6	77.9	82.5	1	35.0-147			5.69	20
Toluene	50.0	U	38.8	41.5	77.6	83.0	1	35.0-148			6.72	20
Ethylbenzene	50.0	U	38.1	41.1	76.2	82.2	1	39.0-141			7.58	20
m&p-Xylene	100	0.358	66.7	71.6	66.3	71.2	1	26.0-157			7.09	20
o-Xylene	50.0	U	37.6	39.6	75.2	79.2	1	40.0-145			5.18	20
Methyl tert-butyl ether	50.0	U	47.2	47.4	94.4	94.8	1	37.0-147			0.423	20
Naphthalene	50.0	U	49.7	52.8	99.4	106	1	80.0-120			6.05	20
1,3,5-Trimethylbenzene	50.0	0.0979	33.1	35.3	66.0	70.4	1	80.0-120	<u>J6</u>	<u>J6</u>	6.43	20
1,2,4-Trimethylbenzene	50.0	U	35.4	37.3	70.8	74.6	1	80.0-120	<u>J6</u>	<u>J6</u>	5.23	20
(S) a,a,a-Trifluorotoluene(PID)					99.5	96.6		80.0-200				

5 Sr

6 Qc

7 Gl

8 Al

9 Sc



Guide to Reading and Understanding Your Laboratory Report

The information below is designed to better explain the various terms used in your report of analytical results from the Laboratory. This is not intended as a comprehensive explanation, and if you have additional questions please contact your project representative.

Results Disclaimer - Information that may be provided by the customer, and contained within this report, include Permit Limits, Project Name, Sample ID, Sample Matrix, Sample Preservation, Field Blanks, Field Spikes, Field Duplicates, On-Site Data, Sampling Collection Dates/Times, and Sampling Location. Results relate to the accuracy of this information provided, and as the samples are received.

Abbreviations and Definitions

MDL	Method Detection Limit.
RDL	Reported Detection Limit.
Rec.	Recovery.
RPD	Relative Percent Difference.
SDG	Sample Delivery Group.
(S)	Surrogate (Surrogate Standard) - Analytes added to every blank, sample, Laboratory Control Sample/Duplicate and Matrix Spike/Duplicate; used to evaluate analytical efficiency by measuring recovery. Surrogates are not expected to be detected in all environmental media.
U	Not detected at the Reporting Limit (or MDL where applicable).
Analyte	The name of the particular compound or analysis performed. Some Analyses and Methods will have multiple analytes reported.
Dilution	If the sample matrix contains an interfering material, the sample preparation volume or weight values differ from the standard, or if concentrations of analytes in the sample are higher than the highest limit of concentration that the laboratory can accurately report, the sample may be diluted for analysis. If a value different than 1 is used in this field, the result reported has already been corrected for this factor.
Limits	These are the target % recovery ranges or % difference value that the laboratory has historically determined as normal for the method and analyte being reported. Successful QC Sample analysis will target all analytes recovered or duplicated within these ranges.
Original Sample	The non-spiked sample in the prep batch used to determine the Relative Percent Difference (RPD) from a quality control sample. The Original Sample may not be included within the reported SDG.
Qualifier	This column provides a letter and/or number designation that corresponds to additional information concerning the result reported. If a Qualifier is present, a definition per Qualifier is provided within the Glossary and Definitions page and potentially a discussion of possible implications of the Qualifier in the Case Narrative if applicable.
Result	The actual analytical final result (corrected for any sample specific characteristics) reported for your sample. If there was no measurable result returned for a specific analyte, the result in this column may state "ND" (Not Detected) or "BDL" (Below Detectable Levels). The information in the results column should always be accompanied by either an MDL (Method Detection Limit) or RDL (Reporting Detection Limit) that defines the lowest value that the laboratory could detect or report for this analyte.
Uncertainty (Radiochemistry)	Confidence level of 2 sigma.
Case Narrative (Cn)	A brief discussion about the included sample results, including a discussion of any non-conformances to protocol observed either at sample receipt by the laboratory from the field or during the analytical process. If present, there will be a section in the Case Narrative to discuss the meaning of any data qualifiers used in the report.
Quality Control Summary (Qc)	This section of the report includes the results of the laboratory quality control analyses required by procedure or analytical methods to assist in evaluating the validity of the results reported for your samples. These analyses are not being performed on your samples typically, but on laboratory generated material.
Sample Chain of Custody (Sc)	This is the document created in the field when your samples were initially collected. This is used to verify the time and date of collection, the person collecting the samples, and the analyses that the laboratory is requested to perform. This chain of custody also documents all persons (excluding commercial shippers) that have had control or possession of the samples from the time of collection until delivery to the laboratory for analysis.
Sample Results (Sr)	This section of your report will provide the results of all testing performed on your samples. These results are provided by sample ID and are separated by the analyses performed on each sample. The header line of each analysis section for each sample will provide the name and method number for the analysis reported.
Sample Summary (Ss)	This section of the Analytical Report defines the specific analyses performed for each sample ID, including the dates and times of preparation and/or analysis.

Qualifier	Description
B	The same analyte is found in the associated blank.
J	The identification of the analyte is acceptable; the reported value is an estimate.
J6	The sample matrix interfered with the ability to make any accurate determination; spike value is low.

1 Cp

2 Tc

3 Ss

4 Cn

5 Sr

6 Qc

7 Gl

8 Al

9 Sc





Pace National is the only environmental laboratory accredited/certified to support your work nationwide from one location. One phone call, one point of contact, one laboratory. No other lab is as accessible or prepared to handle your needs throughout the country. Our capacity and capability from our single location laboratory is comparable to the collective totals of the network laboratories in our industry. The most significant benefit to our one location design is the design of our laboratory campus. The model is conducive to accelerated productivity, decreasing turn-around time, and preventing cross contamination, thus protecting sample integrity. Our focus on premium quality and prompt service allows us to be YOUR LAB OF CHOICE.

\* Not all certifications held by the laboratory are applicable to the results reported in the attached report.  
 \* Accreditation is only applicable to the test methods specified on each scope of accreditation held by Pace National.

## State Accreditations

Alabama	40660	Nebraska	NE-OS-15-05
Alaska	17-026	Nevada	TN-03-2002-34
Arizona	AZ0612	New Hampshire	2975
Arkansas	88-0469	New Jersey-NELAP	TN002
California	2932	New Mexico <sup>1</sup>	n/a
Colorado	TN00003	New York	11742
Connecticut	PH-0197	North Carolina	Env375
Florida	E87487	North Carolina <sup>1</sup>	DW21704
Georgia	NELAP	North Carolina <sup>3</sup>	41
Georgia <sup>1</sup>	923	North Dakota	R-140
Idaho	TN00003	Ohio-VAP	CL0069
Illinois	200008	Oklahoma	9915
Indiana	C-TN-01	Oregon	TN200002
Iowa	364	Pennsylvania	68-02979
Kansas	E-10277	Rhode Island	LA000356
Kentucky <sup>1,6</sup>	90010	South Carolina	84004
Kentucky <sup>2</sup>	16	South Dakota	n/a
Louisiana	AI30792	Tennessee <sup>1,4</sup>	2006
Louisiana <sup>1</sup>	LA180010	Texas	T104704245-18-15
Maine	TN0002	Texas <sup>5</sup>	LAB0152
Maryland	324	Utah	TN00003
Massachusetts	M-TN003	Vermont	VT2006
Michigan	9958	Virginia	460132
Minnesota	047-999-395	Washington	C847
Mississippi	TN00003	West Virginia	233
Missouri	340	Wisconsin	9980939910
Montana	CERT0086	Wyoming	A2LA

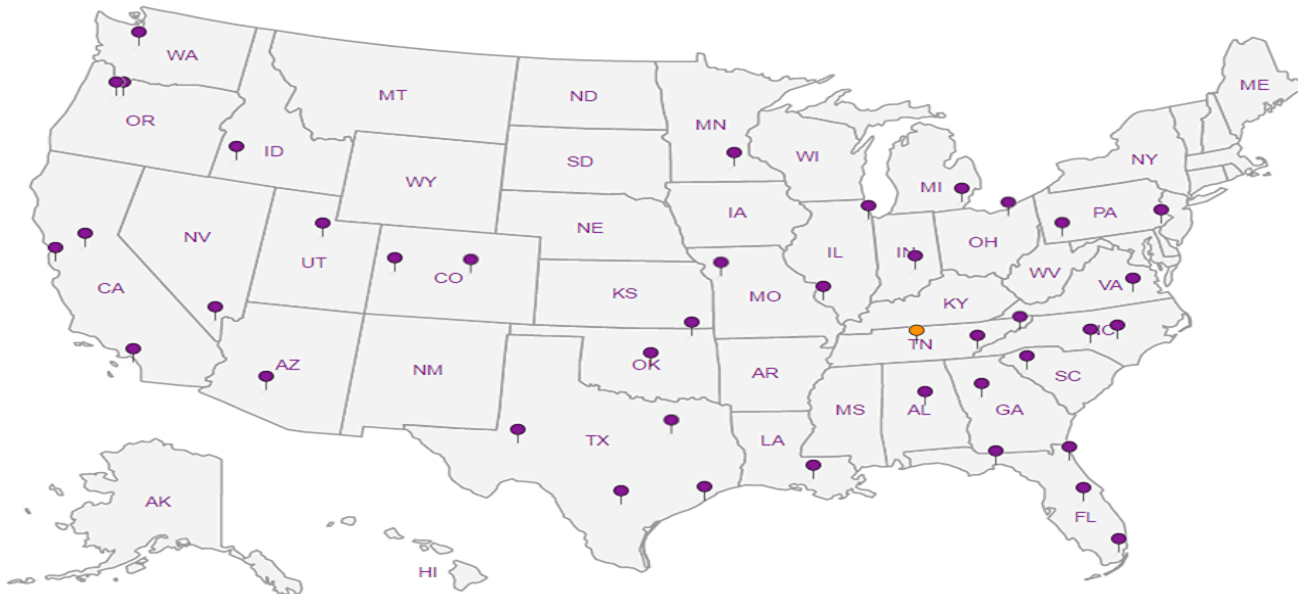
## Third Party Federal Accreditations

A2LA – ISO 17025	1461.01	AIHA-LAP,LLC EMLAP	100789
A2LA – ISO 17025 <sup>5</sup>	1461.02	DOD	1461.01
Canada	1461.01	USDA	P330-15-00234
EPA-Crypto	TN00003		

<sup>1</sup> Drinking Water <sup>2</sup> Underground Storage Tanks <sup>3</sup> Aquatic Toxicity <sup>4</sup> Chemical/Microbiological <sup>5</sup> Mold <sup>6</sup> Wastewater n/a Accreditation not applicable

## Our Locations

Pace National has sixty-four client support centers that provide sample pickup and/or the delivery of sampling supplies. If you would like assistance from one of our support offices, please contact our main office. Pace National performs all testing at our central laboratory.



1 Cp

2 Tc

3 Ss

4 Cn

5 Sr

6 Qc

7 Gl

8 Al

9 Sc

**Assured Environmental Associates, Inc**  
 14120 West Glendale Avenue

Billing Information:  
 Gregory Walsh  
 14120 West Glendale Avenue  
 Brookfield, WI 53005

Report to:  
 Gregory Walsh

City/State Collected: **SO. MILW., WI**

Please Circle:  
 PT MT **CT** ET

Chain of Custody Page 1 of 1

**Pace Analytical**  
 National Center for Testing & Innovation

12065 Lebanon Rd  
 Mount Juliet, TN 37122  
 Phone: 615-758-5858  
 Phone: 800-767-5859  
 Fax: 615-758-5859

Project Description: **LENNY'S**

Phone: **262-781-4646**

Fax:

Client Project #

Lab Project # **ASSUREDWI-GOY**

Collected by (print): **MICHAEL GOY**

Site/Facility ID #

P.O. #

Collected by (signature): *[Signature]*

**Rush?** (Lab MUST Be Notified)  
 \_\_\_ Same Day \_\_\_ Five Day  
 \_\_\_ Next Day \_\_\_ 5 Day (Rad Only)  
 \_\_\_ Two Day \_\_\_ 10 Day (Rad Only)  
 \_\_\_ Three Day

Date Results Needed

Immediately Packed on Ice: **N Y X**

SDG # **1176799**

**A080**

Acctnum: **ASSUREDWI**

Template: **T160844**

Prelogin: **P748046**

PM: **341 - John Hawkins**

PB: **12/30**

Shipped Via: **FedEX Ground**

Sample ID	Comp/Grab	Matrix *	Depth	Date	Time	No. of Cntrs
MW-15		GW		01 JAN 20	1400 hrs	4 X
MW-16		GW		}	1430 hrs	4 X
MW-23		GW			1530 hrs	4 X
MW-24		GW			1500 hrs	4 X
MW-27		GW			1600 hrs	4 X
		GW				
		GW				
		GW				
		GW				
		GW				

\* Matrix:  
 SS - Soil AIR - Air F - Filter  
 GW - Groundwater B - Bioassay  
 WW - WasteWater  
 DW - Drinking Water  
 OT - Other

Remarks:

pH \_\_\_\_\_ Temp \_\_\_\_\_

Flow \_\_\_\_\_ Other \_\_\_\_\_

Samples returned via:  
 \_\_\_ UPS \_\_\_ FedEx \_\_\_ Courier

Tracking # **1382 4811 7428**

Relinquished by: (Signature) *[Signature]* Date: **06 JAN 20** Time: **1620 hrs**

Received by: (Signature) \_\_\_\_\_ Trip Blank Received: Yes/No **HCL/MeOH TBR**

Temp: \_\_\_\_\_ °C Bottles Received: **20**

Date: **1-7-20** Time: **0840** Hold: \_\_\_\_\_ Condition: **NCF 1 OK**

Sample Receipt Checklist

COC Seal Present/Intact:  NP  Y  N

COC Signed/Accurate:  Y  N

Bottles arrive intact:  Y  N

Correct bottles used:  Y  N

Sufficient volume sent:  Y  N

If Applicable

VOA Zero Headspace:  Y  N

Preservation Correct/Checked:  Y  N

RAD Screen <0.5 mR/hr:  Y  N

PVOCGRO 40mIAmb HCl

## Assured Environmental Associates, Inc

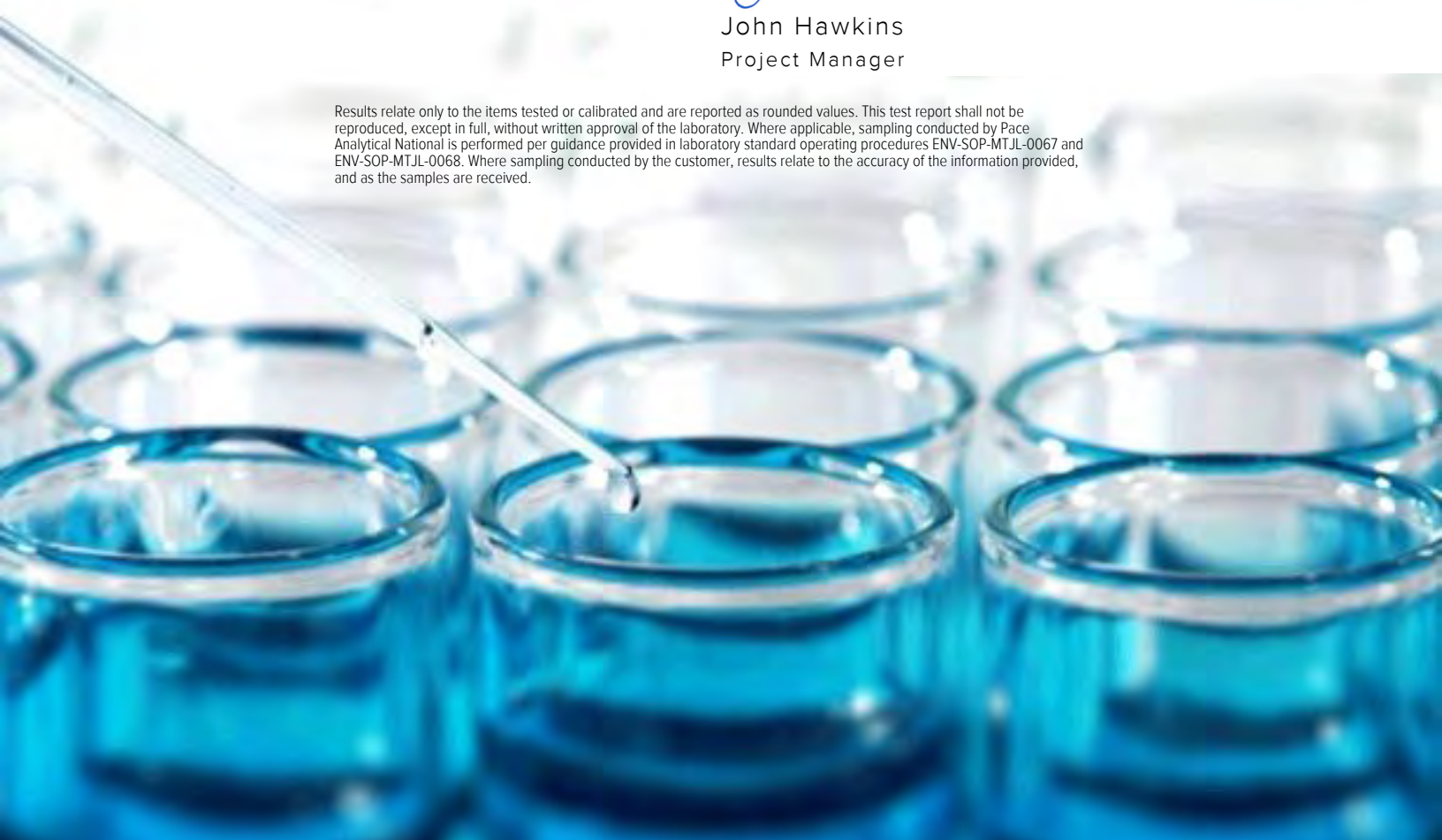
Sample Delivery Group: L1185064  
Samples Received: 02/01/2020  
Project Number:  
Description:  
Site: Lennys  
Report To: Gregory Walsh  
14120 West Glendale Avenue  
Brookfield, WI 53005

Entire Report Reviewed By:



John Hawkins  
Project Manager

Results relate only to the items tested or calibrated and are reported as rounded values. This test report shall not be reproduced, except in full, without written approval of the laboratory. Where applicable, sampling conducted by Pace Analytical National is performed per guidance provided in laboratory standard operating procedures ENV-SOP-MTJL-0067 and ENV-SOP-MTJL-0068. Where sampling conducted by the customer, results relate to the accuracy of the information provided, and as the samples are received.





<b>Cp: Cover Page</b>	<b>1</b>	<b><sup>1</sup>Cp</b>
<b>Tc: Table of Contents</b>	<b>2</b>	
<b>Ss: Sample Summary</b>	<b>3</b>	<b><sup>2</sup>Tc</b>
<b>Cn: Case Narrative</b>	<b>4</b>	
<b>Sr: Sample Results</b>	<b>5</b>	<b><sup>3</sup>Ss</b>
<b>P-45 8' L1185064-01</b>	<b>5</b>	
<b>P-45 0'-4' L1185064-02</b>	<b>7</b>	<b><sup>4</sup>Cn</b>
<b>MW-45 L1185064-03</b>	<b>9</b>	<b><sup>5</sup>Sr</b>
<b>Qc: Quality Control Summary</b>	<b>11</b>	
<b>Total Solids by Method 2540 G-2011</b>	<b>11</b>	<b><sup>6</sup>Qc</b>
<b>Volatile Organic Compounds (GC/MS) by Method 8260B</b>	<b>12</b>	
<b>Semi Volatile Organic Compounds (GC/MS) by Method 8270C-SIM</b>	<b>20</b>	<b><sup>7</sup>Gl</b>
<b>Gl: Glossary of Terms</b>	<b>22</b>	<b><sup>8</sup>Al</b>
<b>Al: Accreditations &amp; Locations</b>	<b>23</b>	
<b>Sc: Sample Chain of Custody</b>	<b>24</b>	<b><sup>9</sup>Sc</b>

# SAMPLE SUMMARY

## P-45 8' L1185064-01 Solid

Collected by  
Collected date/time  
Received date/time  
01/30/20 11:15      02/01/20 08:30

Method	Batch	Dilution	Preparation date/time	Analysis date/time	Analyst	Location
Total Solids by Method 2540 G-2011	WG1422638	1	02/05/20 14:48	02/05/20 15:50	KBC	Mt. Juliet, TN
Volatile Organic Compounds (GC/MS) by Method 8260B	WG1422062	2.84	01/30/20 11:15	02/04/20 14:07	BMB	Mt. Juliet, TN
Semi Volatile Organic Compounds (GC/MS) by Method 8270C-SIM	WG1424594	1	02/08/20 12:55	02/08/20 18:39	AAT	Mt. Juliet, TN

1  
Cp

2  
Tc

3  
Ss

4  
Cn

5  
Sr

6  
Qc

7  
Gl

8  
Al

9  
Sc

## P-45 0'-4' L1185064-02 Solid

Collected by  
Collected date/time  
Received date/time  
01/30/20 11:00      02/01/20 08:30

Method	Batch	Dilution	Preparation date/time	Analysis date/time	Analyst	Location
Total Solids by Method 2540 G-2011	WG1422638	1	02/05/20 14:48	02/05/20 15:50	KBC	Mt. Juliet, TN
Volatile Organic Compounds (GC/MS) by Method 8260B	WG1422062	2	01/30/20 11:00	02/04/20 14:26	BMB	Mt. Juliet, TN
Semi Volatile Organic Compounds (GC/MS) by Method 8270C-SIM	WG1424594	1	02/08/20 12:55	02/08/20 19:40	AAT	Mt. Juliet, TN

## MW-45 L1185064-03 GW

Collected by  
Collected date/time  
Received date/time  
01/30/20 12:00      02/01/20 08:30

Method	Batch	Dilution	Preparation date/time	Analysis date/time	Analyst	Location
Volatile Organic Compounds (GC/MS) by Method 8260B	WG1425737	1	02/11/20 12:32	02/11/20 12:32	BMB	Mt. Juliet, TN



All sample aliquots were received at the correct temperature, in the proper containers, with the appropriate preservatives, and within method specified holding times, unless qualified or notated within the report. Where applicable, all MDL (LOD) and RDL (LOQ) values reported for environmental samples have been corrected for the dilution factor used in the analysis. All Method and Batch Quality Control are within established criteria except where addressed in this case narrative, a non-conformance form or properly qualified within the sample results. By my digital signature below, I affirm to the best of my knowledge, all problems/anomalies observed by the laboratory as having the potential to affect the quality of the data have been identified by the laboratory, and no information or data have been knowingly withheld that would affect the quality of the data.

John Hawkins  
Project Manager

- <sup>1</sup> Cp
- <sup>2</sup> Tc
- <sup>3</sup> Ss
- <sup>4</sup> Cn
- <sup>5</sup> Sr
- <sup>6</sup> Qc
- <sup>7</sup> Gl
- <sup>8</sup> Al
- <sup>9</sup> Sc

### Sample Delivery Group (SDG) Narrative

---

VOC pH outside of method requirement.

<u>Lab Sample ID</u>	<u>Project Sample ID</u>	<u>Method</u>
<a href="#">L1185064-03</a>	<a href="#">MW-45</a>	8260B



Total Solids by Method 2540 G-2011

Analyte	Result	Qualifier	Dilution	Analysis	Batch
	%			date / time	
Total Solids	82.7		1	02/05/2020 15:50	<a href="#">WG1422638</a>

Volatile Organic Compounds (GC/MS) by Method 8260B

Analyte	Result (dry)	Qualifier	MDL (dry)	RDL (dry)	Dilution	Analysis	Batch
	mg/kg		mg/kg	mg/kg		date / time	
Acetone	U	<u>J3</u>	1.18	3.92	2.84	02/04/2020 14:07	<a href="#">WG1422062</a>
Acrylonitrile	U		0.163	0.543	2.84	02/04/2020 14:07	<a href="#">WG1422062</a>
Allyl chloride	U		1.25	4.16	2.84	02/04/2020 14:07	<a href="#">WG1422062</a>
Benzene	U		0.0344	0.114	2.84	02/04/2020 14:07	<a href="#">WG1422062</a>
Bromobenzene	U		0.0901	0.301	2.84	02/04/2020 14:07	<a href="#">WG1422062</a>
Bromodichloromethane	U		0.0676	0.226	2.84	02/04/2020 14:07	<a href="#">WG1422062</a>
Bromoform	U		0.514	1.71	2.84	02/04/2020 14:07	<a href="#">WG1422062</a>
Bromomethane	U		0.318	1.06	2.84	02/04/2020 14:07	<a href="#">WG1422062</a>
n-Butylbenzene	U		0.330	1.10	2.84	02/04/2020 14:07	<a href="#">WG1422062</a>
sec-Butylbenzene	U		0.218	0.725	2.84	02/04/2020 14:07	<a href="#">WG1422062</a>
tert-Butylbenzene	U		0.133	0.443	2.84	02/04/2020 14:07	<a href="#">WG1422062</a>
Carbon tetrachloride	U		0.0928	0.310	2.84	02/04/2020 14:07	<a href="#">WG1422062</a>
Chlorobenzene	U		0.0492	0.163	2.84	02/04/2020 14:07	<a href="#">WG1422062</a>
Chlorodibromomethane	U		0.0387	0.129	2.84	02/04/2020 14:07	<a href="#">WG1422062</a>
Chloroethane	U		0.0928	0.310	2.84	02/04/2020 14:07	<a href="#">WG1422062</a>
Chloroform	U		0.0357	0.119	2.84	02/04/2020 14:07	<a href="#">WG1422062</a>
Chloromethane	U		0.119	0.398	2.84	02/04/2020 14:07	<a href="#">WG1422062</a>
2-Chlorotoluene	U		0.0790	0.264	2.84	02/04/2020 14:07	<a href="#">WG1422062</a>
4-Chlorotoluene	U		0.0970	0.324	2.84	02/04/2020 14:07	<a href="#">WG1422062</a>
1,2-Dibromo-3-Chloropropane	U		0.438	1.46	2.84	02/04/2020 14:07	<a href="#">WG1422062</a>
1,2-Dibromoethane	U		0.0451	0.150	2.84	02/04/2020 14:07	<a href="#">WG1422062</a>
Dibromomethane	U		0.0859	0.287	2.84	02/04/2020 14:07	<a href="#">WG1422062</a>
1,2-Dichlorobenzene	U		0.125	0.416	2.84	02/04/2020 14:07	<a href="#">WG1422062</a>
1,3-Dichlorobenzene	U		0.146	0.488	2.84	02/04/2020 14:07	<a href="#">WG1422062</a>
1,4-Dichlorobenzene	U		0.169	0.564	2.84	02/04/2020 14:07	<a href="#">WG1422062</a>
Dichlorodifluoromethane	U		0.0703	0.235	2.84	02/04/2020 14:07	<a href="#">WG1422062</a>
Dichlorofluoromethane	U		0.0801	0.267	2.84	02/04/2020 14:07	<a href="#">WG1422062</a>
1,1-Dichloroethane	U		0.0494	0.165	2.84	02/04/2020 14:07	<a href="#">WG1422062</a>
1,2-Dichloroethane	U		0.0408	0.136	2.84	02/04/2020 14:07	<a href="#">WG1422062</a>
1,1-Dichloroethene	U		0.0430	0.143	2.84	02/04/2020 14:07	<a href="#">WG1422062</a>
cis-1,2-Dichloroethene	U		0.0593	0.197	2.84	02/04/2020 14:07	<a href="#">WG1422062</a>
trans-1,2-Dichloroethene	U	<u>J4</u>	0.123	0.409	2.84	02/04/2020 14:07	<a href="#">WG1422062</a>
1,2-Dichloropropane	U		0.109	0.364	2.84	02/04/2020 14:07	<a href="#">WG1422062</a>
1,1-Dichloropropene	U		0.0601	0.201	2.84	02/04/2020 14:07	<a href="#">WG1422062</a>
1,3-Dichloropropane	U		0.150	0.502	2.84	02/04/2020 14:07	<a href="#">WG1422062</a>
cis-1,3-Dichloropropene	U		0.0582	0.194	2.84	02/04/2020 14:07	<a href="#">WG1422062</a>
trans-1,3-Dichloropropene	U		0.132	0.437	2.84	02/04/2020 14:07	<a href="#">WG1422062</a>
2,2-Dichloropropane	U		0.0681	0.227	2.84	02/04/2020 14:07	<a href="#">WG1422062</a>
Di-isopropyl ether	U		0.0301	0.100	2.84	02/04/2020 14:07	<a href="#">WG1422062</a>
Ethylbenzene	U		0.0455	0.152	2.84	02/04/2020 14:07	<a href="#">WG1422062</a>
Ethyl ether	U		0.0365	0.122	2.84	02/04/2020 14:07	<a href="#">WG1422062</a>
Hexachloro-1,3-butadiene	U		1.09	3.64	2.84	02/04/2020 14:07	<a href="#">WG1422062</a>
2-Hexanone	U		0.859	2.87	2.84	02/04/2020 14:07	<a href="#">WG1422062</a>
Isopropylbenzene	U		0.0742	0.247	2.84	02/04/2020 14:07	<a href="#">WG1422062</a>
p-Isopropyltoluene	U		0.200	0.667	2.84	02/04/2020 14:07	<a href="#">WG1422062</a>
2-Butanone (MEK)	U		1.07	3.57	2.84	02/04/2020 14:07	<a href="#">WG1422062</a>
Methylene Chloride	U		0.570	1.90	2.84	02/04/2020 14:07	<a href="#">WG1422062</a>
4-Methyl-2-pentanone (MIBK)	U		0.859	2.87	2.84	02/04/2020 14:07	<a href="#">WG1422062</a>
Methyl tert-butyl ether	U		0.0253	0.0846	2.84	02/04/2020 14:07	<a href="#">WG1422062</a>
Naphthalene	U		0.269	0.893	2.84	02/04/2020 14:07	<a href="#">WG1422062</a>

- 1 Cp
- 2 Tc
- 3 Ss
- 4 Cn
- 5 Sr
- 6 Qc
- 7 Gl
- 8 Al
- 9 Sc



Collected date/time: 01/30/20 11:15

L1185064

Volatile Organic Compounds (GC/MS) by Method 8260B

Analyte	Result (dry) mg/kg	Qualifier	MDL (dry) mg/kg	RDL (dry) mg/kg	Dilution	Analysis date / time	Batch
n-Propylbenzene	U		0.101	0.338	2.84	02/04/2020 14:07	<a href="#">WG1422062</a>
Styrene	U		0.235	0.784	2.84	02/04/2020 14:07	<a href="#">WG1422062</a>
1,1,1,2-Tetrachloroethane	U		0.0430	0.143	2.84	02/04/2020 14:07	<a href="#">WG1422062</a>
1,1,2,2-Tetrachloroethane	U		0.0335	0.112	2.84	02/04/2020 14:07	<a href="#">WG1422062</a>
1,1,2-Trichlorotrifluoroethane	U		0.0580	0.194	2.84	02/04/2020 14:07	<a href="#">WG1422062</a>
Tetrachloroethene	U		0.0601	0.201	2.84	02/04/2020 14:07	<a href="#">WG1422062</a>
Tetrahydrofuran	U		0.194	0.646	2.84	02/04/2020 14:07	<a href="#">WG1422062</a>
Toluene	U		0.107	0.357	2.84	02/04/2020 14:07	<a href="#">WG1422062</a>
1,2,3-Trichlorobenzene	U		0.0537	0.179	2.84	02/04/2020 14:07	<a href="#">WG1422062</a>
1,2,4-Trichlorobenzene	U		0.414	1.38	2.84	02/04/2020 14:07	<a href="#">WG1422062</a>
1,1,1-Trichloroethane	U		0.0236	0.0786	2.84	02/04/2020 14:07	<a href="#">WG1422062</a>
1,1,2-Trichloroethane	U		0.0759	0.253	2.84	02/04/2020 14:07	<a href="#">WG1422062</a>
Trichloroethene	U		0.0344	0.114	2.84	02/04/2020 14:07	<a href="#">WG1422062</a>
Trichlorofluoromethane	U		0.0430	0.143	2.84	02/04/2020 14:07	<a href="#">WG1422062</a>
1,2,3-Trichloropropane	U		0.438	1.46	2.84	02/04/2020 14:07	<a href="#">WG1422062</a>
1,2,4-Trimethylbenzene	U		0.0997	0.333	2.84	02/04/2020 14:07	<a href="#">WG1422062</a>
1,2,3-Trimethylbenzene	U	J4	0.0987	0.329	2.84	02/04/2020 14:07	<a href="#">WG1422062</a>
1,3,5-Trimethylbenzene	U		0.0928	0.310	2.84	02/04/2020 14:07	<a href="#">WG1422062</a>
Vinyl chloride	U		0.0587	0.196	2.84	02/04/2020 14:07	<a href="#">WG1422062</a>
Xylenes, Total	U		0.410	0.558	2.84	02/04/2020 14:07	<a href="#">WG1422062</a>
(S) Toluene-d8	105			75.0-131		02/04/2020 14:07	<a href="#">WG1422062</a>
(S) 4-Bromofluorobenzene	93.6			67.0-138		02/04/2020 14:07	<a href="#">WG1422062</a>
(S) 1,2-Dichloroethane-d4	96.6			70.0-130		02/04/2020 14:07	<a href="#">WG1422062</a>

- 1 Cp
- 2 Tc
- 3 Ss
- 4 Cn
- 5 Sr
- 6 Qc
- 7 Gl
- 8 Al
- 9 Sc

Sample Narrative:

L1185064-01 WG1422062: Lowest possible dilution due to limited sample volume. Not enough for MS/MSD.

Semi Volatile Organic Compounds (GC/MS) by Method 8270C-SIM

Analyte	Result (dry) mg/kg	Qualifier	MDL (dry) mg/kg	RDL (dry) mg/kg	Dilution	Analysis date / time	Batch
Anthracene	U		0.000726	0.00242	1	02/08/2020 18:39	<a href="#">WG1424594</a>
Acenaphthene	U		0.000726	0.00242	1	02/08/2020 18:39	<a href="#">WG1424594</a>
Acenaphthylene	U		0.000726	0.00242	1	02/08/2020 18:39	<a href="#">WG1424594</a>
Benzo(a)anthracene	U		0.000726	0.00242	1	02/08/2020 18:39	<a href="#">WG1424594</a>
Benzo(a)pyrene	U		0.000726	0.00242	1	02/08/2020 18:39	<a href="#">WG1424594</a>
Benzo(b)fluoranthene	0.000992	L	0.000726	0.00242	1	02/08/2020 18:39	<a href="#">WG1424594</a>
Benzo(g,h,i)perylene	0.000860	L	0.000726	0.00242	1	02/08/2020 18:39	<a href="#">WG1424594</a>
Benzo(k)fluoranthene	U		0.000726	0.00242	1	02/08/2020 18:39	<a href="#">WG1424594</a>
Chrysene	0.000849	L	0.000726	0.00242	1	02/08/2020 18:39	<a href="#">WG1424594</a>
Dibenz(a,h)anthracene	U		0.000726	0.00242	1	02/08/2020 18:39	<a href="#">WG1424594</a>
Fluoranthene	U		0.000726	0.00242	1	02/08/2020 18:39	<a href="#">WG1424594</a>
Fluorene	U		0.000726	0.00242	1	02/08/2020 18:39	<a href="#">WG1424594</a>
Indeno(1,2,3-cd)pyrene	U		0.000726	0.00242	1	02/08/2020 18:39	<a href="#">WG1424594</a>
Naphthalene	U		0.00242	0.00807	1	02/08/2020 18:39	<a href="#">WG1424594</a>
Phenanthrene	U		0.000726	0.00242	1	02/08/2020 18:39	<a href="#">WG1424594</a>
Pyrene	0.00143	L	0.000726	0.00242	1	02/08/2020 18:39	<a href="#">WG1424594</a>
1-Methylnaphthalene	U		0.00242	0.00807	1	02/08/2020 18:39	<a href="#">WG1424594</a>
2-Methylnaphthalene	U		0.00242	0.00807	1	02/08/2020 18:39	<a href="#">WG1424594</a>
2-Chloronaphthalene	U		0.00242	0.00807	1	02/08/2020 18:39	<a href="#">WG1424594</a>
(S) Nitrobenzene-d5	79.4			14.0-149		02/08/2020 18:39	<a href="#">WG1424594</a>
(S) 2-Fluorobiphenyl	63.9			34.0-125		02/08/2020 18:39	<a href="#">WG1424594</a>
(S) p-Terphenyl-d14	67.2			23.0-120		02/08/2020 18:39	<a href="#">WG1424594</a>





Total Solids by Method 2540 G-2011

Analyte	Result	Qualifier	Dilution	Analysis	Batch
	%			date / time	
Total Solids	77.0		1	02/05/2020 15:50	<a href="#">WG1422638</a>

Volatile Organic Compounds (GC/MS) by Method 8260B

Analyte	Result (dry)	Qualifier	MDL (dry)	RDL (dry)	Dilution	Analysis	Batch
	mg/kg		mg/kg	mg/kg		date / time	
Acetone	U	J3	0.890	2.96	2	02/04/2020 14:26	<a href="#">WG1422062</a>
Acrylonitrile	U		0.123	0.410	2	02/04/2020 14:26	<a href="#">WG1422062</a>
Allyl chloride	U		0.942	3.14	2	02/04/2020 14:26	<a href="#">WG1422062</a>
Benzene	U		0.0260	0.0865	2	02/04/2020 14:26	<a href="#">WG1422062</a>
Bromobenzene	U		0.0682	0.227	2	02/04/2020 14:26	<a href="#">WG1422062</a>
Bromodichloromethane	U		0.0512	0.170	2	02/04/2020 14:26	<a href="#">WG1422062</a>
Bromoform	U		0.388	1.29	2	02/04/2020 14:26	<a href="#">WG1422062</a>
Bromomethane	U		0.240	0.800	2	02/04/2020 14:26	<a href="#">WG1422062</a>
n-Butylbenzene	U		0.249	0.831	2	02/04/2020 14:26	<a href="#">WG1422062</a>
sec-Butylbenzene	U		0.165	0.548	2	02/04/2020 14:26	<a href="#">WG1422062</a>
tert-Butylbenzene	U		0.101	0.335	2	02/04/2020 14:26	<a href="#">WG1422062</a>
Carbon tetrachloride	U		0.0701	0.234	2	02/04/2020 14:26	<a href="#">WG1422062</a>
Chlorobenzene	U		0.0372	0.124	2	02/04/2020 14:26	<a href="#">WG1422062</a>
Chlorodibromomethane	U		0.0292	0.0974	2	02/04/2020 14:26	<a href="#">WG1422062</a>
Chloroethane	U		0.0701	0.234	2	02/04/2020 14:26	<a href="#">WG1422062</a>
Chloroform	U		0.0270	0.0899	2	02/04/2020 14:26	<a href="#">WG1422062</a>
Chloromethane	U		0.0903	0.301	2	02/04/2020 14:26	<a href="#">WG1422062</a>
2-Chlorotoluene	U		0.0598	0.199	2	02/04/2020 14:26	<a href="#">WG1422062</a>
4-Chlorotoluene	U		0.0734	0.244	2	02/04/2020 14:26	<a href="#">WG1422062</a>
1,2-Dibromo-3-Chloropropane	U		0.331	1.10	2	02/04/2020 14:26	<a href="#">WG1422062</a>
1,2-Dibromoethane	U		0.0342	0.114	2	02/04/2020 14:26	<a href="#">WG1422062</a>
Dibromomethane	U		0.0649	0.217	2	02/04/2020 14:26	<a href="#">WG1422062</a>
1,2-Dichlorobenzene	U		0.0942	0.314	2	02/04/2020 14:26	<a href="#">WG1422062</a>
1,3-Dichlorobenzene	U		0.110	0.369	2	02/04/2020 14:26	<a href="#">WG1422062</a>
1,4-Dichlorobenzene	U		0.128	0.426	2	02/04/2020 14:26	<a href="#">WG1422062</a>
Dichlorodifluoromethane	U		0.0531	0.177	2	02/04/2020 14:26	<a href="#">WG1422062</a>
Dichlorofluoromethane	U		0.0607	0.201	2	02/04/2020 14:26	<a href="#">WG1422062</a>
1,1-Dichloroethane	U		0.0374	0.124	2	02/04/2020 14:26	<a href="#">WG1422062</a>
1,2-Dichloroethane	U		0.0309	0.103	2	02/04/2020 14:26	<a href="#">WG1422062</a>
1,1-Dichloroethene	U		0.0325	0.108	2	02/04/2020 14:26	<a href="#">WG1422062</a>
cis-1,2-Dichloroethene	U		0.0448	0.149	2	02/04/2020 14:26	<a href="#">WG1422062</a>
trans-1,2-Dichloroethene	U	J4	0.0929	0.309	2	02/04/2020 14:26	<a href="#">WG1422062</a>
1,2-Dichloropropane	U		0.0825	0.275	2	02/04/2020 14:26	<a href="#">WG1422062</a>
1,1-Dichloropropene	U		0.0455	0.152	2	02/04/2020 14:26	<a href="#">WG1422062</a>
1,3-Dichloropropane	U		0.114	0.379	2	02/04/2020 14:26	<a href="#">WG1422062</a>
cis-1,3-Dichloropropene	U		0.0440	0.147	2	02/04/2020 14:26	<a href="#">WG1422062</a>
trans-1,3-Dichloropropene	U		0.0994	0.330	2	02/04/2020 14:26	<a href="#">WG1422062</a>
2,2-Dichloropropane	U		0.0516	0.171	2	02/04/2020 14:26	<a href="#">WG1422062</a>
Di-isopropyl ether	U		0.0227	0.0759	2	02/04/2020 14:26	<a href="#">WG1422062</a>
Ethylbenzene	U		0.0344	0.115	2	02/04/2020 14:26	<a href="#">WG1422062</a>
Ethyl ether	U		0.0277	0.0920	2	02/04/2020 14:26	<a href="#">WG1422062</a>
Hexachloro-1,3-butadiene	U		0.825	2.75	2	02/04/2020 14:26	<a href="#">WG1422062</a>
2-Hexanone	U		0.649	2.17	2	02/04/2020 14:26	<a href="#">WG1422062</a>
Isopropylbenzene	U		0.0560	0.187	2	02/04/2020 14:26	<a href="#">WG1422062</a>
p-Isopropyltoluene	U		0.152	0.504	2	02/04/2020 14:26	<a href="#">WG1422062</a>
2-Butanone (MEK)	U		0.812	2.70	2	02/04/2020 14:26	<a href="#">WG1422062</a>
Methylene Chloride	U		0.431	1.44	2	02/04/2020 14:26	<a href="#">WG1422062</a>
4-Methyl-2-pentanone (MIBK)	U		0.649	2.17	2	02/04/2020 14:26	<a href="#">WG1422062</a>
Methyl tert-butyl ether	U		0.0191	0.0639	2	02/04/2020 14:26	<a href="#">WG1422062</a>
Naphthalene	U		0.203	0.675	2	02/04/2020 14:26	<a href="#">WG1422062</a>

- 1 Cp
- 2 Tc
- 3 Ss
- 4 Cn
- 5 Sr
- 6 Qc
- 7 Gl
- 8 Al
- 9 Sc



Collected date/time: 01/30/20 11:00

L1185064

Volatile Organic Compounds (GC/MS) by Method 8260B

Analyte	Result (dry) mg/kg	Qualifier	MDL (dry) mg/kg	RDL (dry) mg/kg	Dilution	Analysis date / time	Batch
n-Propylbenzene	U		0.0766	0.256	2	02/04/2020 14:26	WG1422062
Styrene	U		0.178	0.592	2	02/04/2020 14:26	WG1422062
1,1,1,2-Tetrachloroethane	U		0.0325	0.108	2	02/04/2020 14:26	WG1422062
1,1,2,2-Tetrachloroethane	U		0.0253	0.0844	2	02/04/2020 14:26	WG1422062
1,1,2-Trichlorotrifluoroethane	U		0.0439	0.147	2	02/04/2020 14:26	WG1422062
Tetrachloroethene	U		0.0455	0.152	2	02/04/2020 14:26	WG1422062
Tetrahydrofuran	U		0.147	0.488	2	02/04/2020 14:26	WG1422062
Toluene	U		0.0812	0.270	2	02/04/2020 14:26	WG1422062
1,2,3-Trichlorobenzene	U		0.0407	0.135	2	02/04/2020 14:26	WG1422062
1,2,4-Trichlorobenzene	U		0.313	1.04	2	02/04/2020 14:26	WG1422062
1,1,1-Trichloroethane	U		0.0179	0.0595	2	02/04/2020 14:26	WG1422062
1,1,2-Trichloroethane	U		0.0574	0.191	2	02/04/2020 14:26	WG1422062
Trichloroethene	U		0.0260	0.0865	2	02/04/2020 14:26	WG1422062
Trichlorofluoromethane	U		0.0325	0.108	2	02/04/2020 14:26	WG1422062
1,2,3-Trichloropropane	U		0.331	1.10	2	02/04/2020 14:26	WG1422062
1,2,4-Trimethylbenzene	U		0.0753	0.251	2	02/04/2020 14:26	WG1422062
1,2,3-Trimethylbenzene	U	J4	0.0747	0.249	2	02/04/2020 14:26	WG1422062
1,3,5-Trimethylbenzene	U		0.0701	0.234	2	02/04/2020 14:26	WG1422062
Vinyl chloride	U		0.0444	0.148	2	02/04/2020 14:26	WG1422062
Xylenes, Total	U		0.310	0.422	2	02/04/2020 14:26	WG1422062
(S) Toluene-d8	103			75.0-131		02/04/2020 14:26	WG1422062
(S) 4-Bromofluorobenzene	94.1			67.0-138		02/04/2020 14:26	WG1422062
(S) 1,2-Dichloroethane-d4	105			70.0-130		02/04/2020 14:26	WG1422062

- 1 Cp
- 2 Tc
- 3 Ss
- 4 Cn
- 5 Sr
- 6 Qc
- 7 Gl
- 8 Al
- 9 Sc

Semi Volatile Organic Compounds (GC/MS) by Method 8270C-SIM

Analyte	Result (dry) mg/kg	Qualifier	MDL (dry) mg/kg	RDL (dry) mg/kg	Dilution	Analysis date / time	Batch
Anthracene	0.0156		0.000779	0.00260	1	02/08/2020 19:40	WG1424594
Acenaphthene	0.00277		0.000779	0.00260	1	02/08/2020 19:40	WG1424594
Acenaphthylene	U		0.000779	0.00260	1	02/08/2020 19:40	WG1424594
Benzo(a)anthracene	0.0316		0.000779	0.00260	1	02/08/2020 19:40	WG1424594
Benzo(a)pyrene	0.0303		0.000779	0.00260	1	02/08/2020 19:40	WG1424594
Benzo(b)fluoranthene	0.0404		0.000779	0.00260	1	02/08/2020 19:40	WG1424594
Benzo(g,h,i)perylene	0.0208		0.000779	0.00260	1	02/08/2020 19:40	WG1424594
Benzo(k)fluoranthene	0.0102		0.000779	0.00260	1	02/08/2020 19:40	WG1424594
Chrysene	0.0312		0.000779	0.00260	1	02/08/2020 19:40	WG1424594
Dibenz(a,h)anthracene	0.00418		0.000779	0.00260	1	02/08/2020 19:40	WG1424594
Fluoranthene	0.0743		0.000779	0.00260	1	02/08/2020 19:40	WG1424594
Fluorene	0.00648		0.000779	0.00260	1	02/08/2020 19:40	WG1424594
Indeno(1,2,3-cd)pyrene	0.0153		0.000779	0.00260	1	02/08/2020 19:40	WG1424594
Naphthalene	0.0101		0.00260	0.00866	1	02/08/2020 19:40	WG1424594
Phenanthrene	0.0459		0.000779	0.00260	1	02/08/2020 19:40	WG1424594
Pyrene	0.0864		0.000779	0.00260	1	02/08/2020 19:40	WG1424594
1-Methylnaphthalene	0.00473	LJ	0.00260	0.00866	1	02/08/2020 19:40	WG1424594
2-Methylnaphthalene	0.00817	LJ	0.00260	0.00866	1	02/08/2020 19:40	WG1424594
2-Chloronaphthalene	U		0.00260	0.00866	1	02/08/2020 19:40	WG1424594
(S) Nitrobenzene-d5	78.1			14.0-149		02/08/2020 19:40	WG1424594
(S) 2-Fluorobiphenyl	55.8			34.0-125		02/08/2020 19:40	WG1424594
(S) p-Terphenyl-d14	67.2			23.0-120		02/08/2020 19:40	WG1424594



Volatile Organic Compounds (GC/MS) by Method 8260B

Analyte	Result	Qualifier	MDL	RDL	Dilution	Analysis	Batch
	ug/l		ug/l	ug/l		date / time	
Acetone	18.0	J	10.0	33.3	1	02/11/2020 12:32	WG1425737
Acrolein	U	J4	8.87	29.6	1	02/11/2020 12:32	WG1425737
Acrylonitrile	U		1.87	6.23	1	02/11/2020 12:32	WG1425737
Allyl chloride	U		1.70	5.67	1	02/11/2020 12:32	WG1425737
Benzene	U		0.331	1.10	1	02/11/2020 12:32	WG1425737
Bromobenzene	U		0.352	1.17	1	02/11/2020 12:32	WG1425737
Bromochloromethane	U		0.520	1.73	1	02/11/2020 12:32	WG1425737
Bromodichloromethane	U		0.380	1.27	1	02/11/2020 12:32	WG1425737
Bromoform	U		0.469	1.56	1	02/11/2020 12:32	WG1425737
Bromomethane	U		0.866	2.89	1	02/11/2020 12:32	WG1425737
n-Butylbenzene	U		0.361	1.20	1	02/11/2020 12:32	WG1425737
sec-Butylbenzene	U		0.365	1.22	1	02/11/2020 12:32	WG1425737
tert-Butylbenzene	U		0.399	1.33	1	02/11/2020 12:32	WG1425737
Carbon tetrachloride	U		0.379	1.26	1	02/11/2020 12:32	WG1425737
Chlorobenzene	U		0.348	1.16	1	02/11/2020 12:32	WG1425737
Chlorodibromomethane	U		0.327	1.09	1	02/11/2020 12:32	WG1425737
Chloroethane	U		0.453	1.51	1	02/11/2020 12:32	WG1425737
2-Chloroethyl vinyl ether	U		3.01	10.0	1	02/11/2020 12:32	WG1425737
Chloroform	U		0.324	1.08	1	02/11/2020 12:32	WG1425737
Chloromethane	U		0.276	0.920	1	02/11/2020 12:32	WG1425737
2-Chlorotoluene	U		0.375	1.25	1	02/11/2020 12:32	WG1425737
4-Chlorotoluene	U		0.351	1.17	1	02/11/2020 12:32	WG1425737
1,2-Dibromo-3-Chloropropane	U		1.33	4.43	1	02/11/2020 12:32	WG1425737
1,2-Dibromoethane	U		0.381	1.27	1	02/11/2020 12:32	WG1425737
Dibromomethane	U		0.346	1.15	1	02/11/2020 12:32	WG1425737
1,2-Dichlorobenzene	U		0.349	1.16	1	02/11/2020 12:32	WG1425737
1,3-Dichlorobenzene	U		0.220	0.733	1	02/11/2020 12:32	WG1425737
1,4-Dichlorobenzene	U		0.274	0.913	1	02/11/2020 12:32	WG1425737
Dichlorodifluoromethane	U		0.551	1.84	1	02/11/2020 12:32	WG1425737
1,1-Dichloroethane	U		0.259	0.863	1	02/11/2020 12:32	WG1425737
1,2-Dichloroethane	1.81		0.361	1.20	1	02/11/2020 12:32	WG1425737
1,1-Dichloroethene	U		0.398	1.33	1	02/11/2020 12:32	WG1425737
cis-1,2-Dichloroethene	U		0.260	0.867	1	02/11/2020 12:32	WG1425737
trans-1,2-Dichloroethene	U		0.396	1.32	1	02/11/2020 12:32	WG1425737
1,2-Dichloropropane	U		0.306	1.02	1	02/11/2020 12:32	WG1425737
1,1-Dichloropropene	U		0.352	1.17	1	02/11/2020 12:32	WG1425737
1,3-Dichloropropane	U		0.366	1.22	1	02/11/2020 12:32	WG1425737
cis-1,3-Dichloropropene	U		0.418	1.39	1	02/11/2020 12:32	WG1425737
trans-1,3-Dichloropropene	U		0.419	1.40	1	02/11/2020 12:32	WG1425737
2,2-Dichloropropane	U		0.321	1.07	1	02/11/2020 12:32	WG1425737
Di-isopropyl ether	U		0.320	1.07	1	02/11/2020 12:32	WG1425737
Ethylbenzene	U		0.384	1.28	1	02/11/2020 12:32	WG1425737
Ethyl ether	U		0.389	1.30	1	02/11/2020 12:32	WG1425737
Hexachloro-1,3-butadiene	U		0.256	0.853	1	02/11/2020 12:32	WG1425737
Isopropylbenzene	0.346	J	0.326	1.09	1	02/11/2020 12:32	WG1425737
p-Isopropyltoluene	U		0.350	1.17	1	02/11/2020 12:32	WG1425737
2-Butanone (MEK)	U		3.93	13.1	1	02/11/2020 12:32	WG1425737
Methylene Chloride	U		1.00	3.33	1	02/11/2020 12:32	WG1425737
2-Hexanone	U		3.82	12.7	1	02/11/2020 12:32	WG1425737
4-Methyl-2-pentanone (MIBK)	U		2.14	7.13	1	02/11/2020 12:32	WG1425737
Methyl tert-butyl ether	U		0.367	1.22	1	02/11/2020 12:32	WG1425737
Naphthalene	U		1.00	3.33	1	02/11/2020 12:32	WG1425737
n-Propylbenzene	U		0.349	1.16	1	02/11/2020 12:32	WG1425737
Styrene	U		0.307	1.02	1	02/11/2020 12:32	WG1425737
1,1,1,2-Tetrachloroethane	U		0.385	1.28	1	02/11/2020 12:32	WG1425737
1,1,2,2-Tetrachloroethane	U		0.130	0.433	1	02/11/2020 12:32	WG1425737

- 1 Cp
- 2 Tc
- 3 Ss
- 4 Cn
- 5 Sr
- 6 Qc
- 7 Gl
- 8 Al
- 9 Sc



Volatile Organic Compounds (GC/MS) by Method 8260B

Analyte	Result ug/l	Qualifier	MDL ug/l	RDL ug/l	Dilution	Analysis date / time	Batch
1,1,2-Trichlorotrifluoroethane	U		0.303	1.01	1	02/11/2020 12:32	<a href="#">WG1425737</a>
Tetrachloroethene	U		0.372	1.24	1	02/11/2020 12:32	<a href="#">WG1425737</a>
Tetrahydrofuran	U		1.82	6.07	1	02/11/2020 12:32	<a href="#">WG1425737</a>
Toluene	U		0.412	1.37	1	02/11/2020 12:32	<a href="#">WG1425737</a>
1,2,3-Trichlorobenzene	U		0.230	0.767	1	02/11/2020 12:32	<a href="#">WG1425737</a>
1,2,4-Trichlorobenzene	U		0.355	1.18	1	02/11/2020 12:32	<a href="#">WG1425737</a>
1,1,1-Trichloroethane	U		0.319	1.06	1	02/11/2020 12:32	<a href="#">WG1425737</a>
1,1,2-Trichloroethane	U		0.383	1.28	1	02/11/2020 12:32	<a href="#">WG1425737</a>
Trichloroethene	U		0.398	1.33	1	02/11/2020 12:32	<a href="#">WG1425737</a>
Trichlorofluoromethane	U		1.20	4.00	1	02/11/2020 12:32	<a href="#">WG1425737</a>
1,2,3-Trichloropropane	U		0.807	2.69	1	02/11/2020 12:32	<a href="#">WG1425737</a>
1,2,4-Trimethylbenzene	U		0.373	1.24	1	02/11/2020 12:32	<a href="#">WG1425737</a>
1,2,3-Trimethylbenzene	U		0.321	1.07	1	02/11/2020 12:32	<a href="#">WG1425737</a>
1,3,5-Trimethylbenzene	U		0.387	1.29	1	02/11/2020 12:32	<a href="#">WG1425737</a>
Vinyl chloride	U		0.259	0.863	1	02/11/2020 12:32	<a href="#">WG1425737</a>
Xylenes, Total	U		1.06	3.00	1	02/11/2020 12:32	<a href="#">WG1425737</a>
(S) Toluene-d8	105			80.0-120		02/11/2020 12:32	<a href="#">WG1425737</a>
(S) 4-Bromofluorobenzene	108			77.0-126		02/11/2020 12:32	<a href="#">WG1425737</a>
(S) 1,2-Dichloroethane-d4	98.6			70.0-130		02/11/2020 12:32	<a href="#">WG1425737</a>

- 1 Cp
- 2 Tc
- 3 Ss
- 4 Cn
- 5 Sr
- 6 Qc
- 7 Gl
- 8 Al
- 9 Sc



Method Blank (MB)

(MB) R3497474-1 02/05/20 15:50

Analyte	MB Result	<u>MB Qualifier</u>	MB MDL	MB RDL
	%		%	%
Total Solids	0.000			

1 Cp

2 Tc

3 Ss

4 Cn

5 Sr

6 Qc

L1185065-01 Original Sample (OS) • Duplicate (DUP)

(OS) L1185065-01 02/05/20 15:50 • (DUP) R3497474-3 02/05/20 15:50

Analyte	Original Result	DUP Result	Dilution	DUP RPD	<u>DUP Qualifier</u>	DUP RPD Limits
	%	%		%		%
Total Solids	94.0	94.1	1	0.0733		10

7 Gl

8 Al

Laboratory Control Sample (LCS)

(LCS) R3497474-2 02/05/20 15:50

Analyte	Spike Amount	LCS Result	LCS Rec.	Rec. Limits	<u>LCS Qualifier</u>
	%	%	%	%	
Total Solids	50.0	50.0	100	85.0-115	

9 Sc



Method Blank (MB)

(MB) R3497557-3 02/04/20 10:16

Analyte	MB Result mg/kg	MB Qualifier	MB MDL mg/kg	MB RDL mg/kg
Acetone	U		0.343	1.14
Acrylonitrile	U		0.0475	0.158
Benzene	U		0.0100	0.0333
Bromobenzene	U		0.0263	0.0875
Bromodichloromethane	U		0.0197	0.0657
Bromoform	U		0.150	0.498
Bromomethane	U		0.0925	0.308
n-Butylbenzene	U		0.0960	0.320
sec-Butylbenzene	U		0.0633	0.211
tert-Butylbenzene	U		0.0388	0.129
Carbon tetrachloride	U		0.0270	0.0900
Chlorobenzene	U		0.0143	0.0478
Chlorodibromomethane	U		0.0113	0.0375
Chloroethane	U		0.0270	0.0900
Chloroform	U		0.0104	0.0346
Chloromethane	U		0.0348	0.116
2-Chlorotoluene	U		0.0230	0.0767
4-Chlorotoluene	U		0.0283	0.0942
1,2-Dibromo-3-Chloropropane	U		0.128	0.425
1,2-Dibromoethane	U		0.0131	0.0438
Dibromomethane	U		0.0250	0.0833
1,2-Dichlorobenzene	U		0.0363	0.121
1,3-Dichlorobenzene	U		0.0425	0.142
1,4-Dichlorobenzene	U		0.0493	0.164
Dichlorodifluoromethane	U		0.0205	0.0682
Dichlorofluoromethane	U		0.0233	0.0778
1,1-Dichloroethane	U		0.0144	0.0479
1,2-Dichloroethane	U		0.0119	0.0396
1,1-Dichloroethene	U		0.0125	0.0417
cis-1,2-Dichloroethene	U		0.0173	0.0575
trans-1,2-Dichloroethene	U		0.0358	0.119
1,2-Dichloropropane	U		0.0318	0.106
1,1-Dichloropropene	U		0.0175	0.0583
1,3-Dichloropropane	U		0.0438	0.146
cis-1,3-Dichloropropene	U		0.0170	0.0565
trans-1,3-Dichloropropene	U		0.0383	0.128
2,2-Dichloropropane	U		0.0198	0.0661
Di-isopropyl ether	U		0.00875	0.0292
Ethylbenzene	U		0.0133	0.0442
Ethyl ether	U		0.0106	0.0354

<sup>1</sup> Cp

<sup>2</sup> Tc

<sup>3</sup> Ss

<sup>4</sup> Cn

<sup>5</sup> Sr

<sup>6</sup> Qc

<sup>7</sup> Gl

<sup>8</sup> Al

<sup>9</sup> Sc



Method Blank (MB)

(MB) R3497557-3 02/04/20 10:16

Analyte	MB Result mg/kg	MB Qualifier	MB MDL mg/kg	MB RDL mg/kg
Hexachloro-1,3-butadiene	U		0.318	1.06
2-Hexanone	U		0.250	0.833
Isopropylbenzene	U		0.0216	0.0719
p-Isopropyltoluene	U		0.0583	0.194
2-Butanone (MEK)	U		0.313	1.04
Methylene Chloride	U		0.166	0.553
4-Methyl-2-pentanone (MIBK)	U		0.250	0.833
Methyl tert-butyl ether	U		0.00738	0.0246
Naphthalene	U		0.0780	0.260
n-Propylbenzene	U		0.0295	0.0983
Styrene	U		0.0683	0.228
1,1,1,2-Tetrachloroethane	U		0.0125	0.0417
1,1,2,2-Tetrachloroethane	U		0.00975	0.0325
Tetrachloroethene	U		0.0175	0.0583
Tetrahydrofuran	U		0.0563	0.188
Toluene	U		0.0313	0.104
1,1,2-Trichlorotrifluoroethane	U		0.0169	0.0563
1,2,3-Trichlorobenzene	U		0.0156	0.0521
1,2,4-Trichlorobenzene	U		0.121	0.402
1,1,1-Trichloroethane	U		0.00688	0.0229
1,1,2-Trichloroethane	U		0.0221	0.0736
Trichloroethene	U		0.0100	0.0333
Trichlorofluoromethane	U		0.0125	0.0417
1,2,3-Trichloropropane	U		0.128	0.425
1,2,3-Trimethylbenzene	U		0.0288	0.0958
1,2,4-Trimethylbenzene	U		0.0290	0.0967
1,3,5-Trimethylbenzene	U		0.0270	0.0900
Vinyl chloride	U		0.0171	0.0569
Xylenes, Total	U		0.120	0.398
Allyl Chloride	U		0.363	1.21
(S) Toluene-d8	104			75.0-131
(S) 4-Bromofluorobenzene	88.9			67.0-138
(S) 1,2-Dichloroethane-d4	94.9			70.0-130

<sup>1</sup> Cp

<sup>2</sup> Tc

<sup>3</sup> Ss

<sup>4</sup> Cn

<sup>5</sup> Sr

<sup>6</sup> Qc

<sup>7</sup> Gl

<sup>8</sup> Al

<sup>9</sup> Sc



Laboratory Control Sample (LCS) • Laboratory Control Sample Duplicate (LCSD)

(LCS) R3497557-1 02/04/20 09:00 • (LCSD) R3497557-2 02/04/20 09:19

Analyte	Spike Amount mg/kg	LCS Result mg/kg	LCSD Result mg/kg	LCS Rec. %	LCSD Rec. %	Rec. Limits %	LCS Qualifier	LCSD Qualifier	RPD %	RPD Limits %
Acetone	0.625	0.802	0.112	128	17.9	10.0-160		J3	151	31
Acrylonitrile	0.625	0.677	0.679	108	109	45.0-153			0.295	22
Benzene	0.125	0.100	0.101	80.0	80.8	70.0-123			0.995	20
Bromobenzene	0.125	0.122	0.123	97.6	98.4	73.0-121			0.816	20
Bromodichloromethane	0.125	0.116	0.119	92.8	95.2	73.0-121			2.55	20
Bromoform	0.125	0.131	0.139	105	111	64.0-132			5.93	20
Bromomethane	0.125	0.128	0.125	102	100	56.0-147			2.37	20
n-Butylbenzene	0.125	0.120	0.121	96.0	96.8	68.0-135			0.830	20
sec-Butylbenzene	0.125	0.118	0.116	94.4	92.8	74.0-130			1.71	20
tert-Butylbenzene	0.125	0.119	0.118	95.2	94.4	75.0-127			0.844	20
Carbon tetrachloride	0.125	0.131	0.127	105	102	66.0-128			3.10	20
Chlorobenzene	0.125	0.131	0.128	105	102	76.0-128			2.32	20
Chlorodibromomethane	0.125	0.122	0.124	97.6	99.2	74.0-127			1.63	20
Chloroethane	0.125	0.108	0.102	86.4	81.6	61.0-134			5.71	20
Chloroform	0.125	0.0929	0.0909	74.3	72.7	72.0-123			2.18	20
Chloromethane	0.125	0.118	0.117	94.4	93.6	51.0-138			0.851	20
2-Chlorotoluene	0.125	0.125	0.127	100	102	75.0-124			1.59	20
4-Chlorotoluene	0.125	0.125	0.129	100	103	75.0-124			3.15	20
1,2-Dibromo-3-Chloropropane	0.125	0.111	0.107	88.8	85.6	59.0-130			3.67	20
1,2-Dibromoethane	0.125	0.114	0.114	91.2	91.2	74.0-128			0.000	20
Dibromomethane	0.125	0.116	0.121	92.8	96.8	75.0-122			4.22	20
1,2-Dichlorobenzene	0.125	0.110	0.110	88.0	88.0	76.0-124			0.000	20
1,3-Dichlorobenzene	0.125	0.130	0.131	104	105	76.0-125			0.766	20
1,4-Dichlorobenzene	0.125	0.116	0.117	92.8	93.6	77.0-121			0.858	20
Dichlorodifluoromethane	0.125	0.103	0.111	82.4	88.8	43.0-156			7.48	20
Dichlorofluoromethane	0.125	0.103	0.103	82.4	82.4	65.0-137			0.000	20
1,1-Dichloroethane	0.125	0.107	0.105	85.6	84.0	70.0-127			1.89	20
1,2-Dichloroethane	0.125	0.127	0.121	102	96.8	65.0-131			4.84	20
1,1-Dichloroethene	0.125	0.107	0.105	85.6	84.0	65.0-131			1.89	20
cis-1,2-Dichloroethene	0.125	0.0948	0.0978	75.8	78.2	73.0-125			3.12	20
trans-1,2-Dichloroethene	0.125	0.0928	0.0885	74.2	70.8	71.0-125		J4	4.74	20
1,2-Dichloropropane	0.125	0.126	0.123	101	98.4	74.0-125			2.41	20
1,1-Dichloropropene	0.125	0.0959	0.0980	76.7	78.4	73.0-125			2.17	20
1,3-Dichloropropane	0.125	0.111	0.115	88.8	92.0	80.0-125			3.54	20
cis-1,3-Dichloropropene	0.125	0.118	0.117	94.4	93.6	76.0-127			0.851	20
trans-1,3-Dichloropropene	0.125	0.125	0.126	100	101	73.0-127			0.797	20
2,2-Dichloropropane	0.125	0.115	0.114	92.0	91.2	59.0-135			0.873	20
Di-isopropyl ether	0.125	0.0993	0.0971	79.4	77.7	60.0-136			2.24	20
Ethylbenzene	0.125	0.112	0.111	89.6	88.8	74.0-126			0.897	20
Ethyl ether	0.125	0.0894	0.0853	71.5	68.2	64.0-137			4.69	20

1 Cp

2 Tc

3 Ss

4 Cn

5 Sr

6 Qc

7 Gl

8 Al

9 Sc





Laboratory Control Sample (LCS) • Laboratory Control Sample Duplicate (LCSD)

(LCS) R3497557-1 02/04/20 09:00 • (LCSD) R3497557-2 02/04/20 09:19

Analyte	Spike Amount mg/kg	LCS Result mg/kg	LCSD Result mg/kg	LCS Rec. %	LCSD Rec. %	Rec. Limits %	<u>LCS Qualifier</u>	<u>LCSD Qualifier</u>	RPD %	RPD Limits %
Hexachloro-1,3-butadiene	0.125	0.100	0.107	80.0	85.6	57.0-150			6.76	20
2-Hexanone	0.625	0.662	0.646	106	103	54.0-147			2.45	20
Isopropylbenzene	0.125	0.107	0.106	85.6	84.8	72.0-127			0.939	20
p-Isopropyltoluene	0.125	0.118	0.121	94.4	96.8	72.0-133			2.51	20
2-Butanone (MEK)	0.625	0.703	0.688	112	110	30.0-160			2.16	24
Methylene Chloride	0.125	0.104	0.103	83.2	82.4	68.0-123			0.966	20
4-Methyl-2-pentanone (MIBK)	0.625	0.670	0.672	107	108	56.0-143			0.298	20
Methyl tert-butyl ether	0.125	0.0923	0.0932	73.8	74.6	66.0-132			0.970	20
Naphthalene	0.125	0.0870	0.0856	69.6	68.5	59.0-130			1.62	20
n-Propylbenzene	0.125	0.114	0.114	91.2	91.2	74.0-126			0.000	20
Styrene	0.125	0.118	0.118	94.4	94.4	72.0-127			0.000	20
1,1,1,2-Tetrachloroethane	0.125	0.101	0.100	80.8	80.0	74.0-129			0.995	20
1,1,2,2-Tetrachloroethane	0.125	0.107	0.114	85.6	91.2	68.0-128			6.33	20
Tetrachloroethene	0.125	0.114	0.113	91.2	90.4	70.0-136			0.881	20
Tetrahydrofuran	0.125	0.155	0.165	124	132	37.0-146			6.25	24
Toluene	0.125	0.110	0.111	88.0	88.8	75.0-121			0.905	20
1,1,2-Trichlorotrifluoroethane	0.125	0.104	0.0983	83.2	78.6	61.0-139			5.64	20
1,2,3-Trichlorobenzene	0.125	0.0867	0.0864	69.4	69.1	59.0-139			0.347	20
1,2,4-Trichlorobenzene	0.125	0.106	0.113	84.8	90.4	62.0-137			6.39	20
1,1,1-Trichloroethane	0.125	0.106	0.105	84.8	84.0	69.0-126			0.948	20
1,1,2-Trichloroethane	0.125	0.0989	0.100	79.1	80.0	78.0-123			1.11	20
Trichloroethene	0.125	0.117	0.113	93.6	90.4	76.0-126			3.48	20
Trichlorofluoromethane	0.125	0.113	0.114	90.4	91.2	61.0-142			0.881	20
1,2,3-Trichloropropane	0.125	0.134	0.125	107	100	67.0-129			6.95	20
1,2,3-Trimethylbenzene	0.125	0.0895	0.0876	71.6	70.1	74.0-124	J4	J4	2.15	20
1,2,4-Trimethylbenzene	0.125	0.111	0.111	88.8	88.8	70.0-126			0.000	20
1,3,5-Trimethylbenzene	0.125	0.110	0.111	88.0	88.8	73.0-127			0.905	20
Vinyl chloride	0.125	0.103	0.104	82.4	83.2	63.0-134			0.966	20
Xylenes, Total	0.375	0.324	0.322	86.4	85.9	72.0-127			0.619	20
Allyl chloride	0.625	0.481	0.471	77.0	75.4	70.0-131			2.10	20
(S) Toluene-d8				102	103	75.0-131				
(S) 4-Bromofluorobenzene				96.1	97.5	67.0-138				
(S) 1,2-Dichloroethane-d4				105	105	70.0-130				

1 Cp

2 Tc

3 Ss

4 Cn

5 Sr

6 Qc

7 Gl

8 Al

9 Sc



Method Blank (MB)

(MB) R3498763-4 02/11/20 10:14

Analyte	MB Result ug/l	MB Qualifier	MB MDL ug/l	MB RDL ug/l
Acetone	U		10.0	33.3
Acrolein	U		8.87	29.6
Acrylonitrile	U		1.87	6.23
Benzene	U		0.331	1.10
Bromobenzene	U		0.352	1.17
Bromodichloromethane	U		0.380	1.27
Bromochloromethane	U		0.520	1.73
Bromoform	U		0.469	1.56
Bromomethane	U		0.866	2.89
n-Butylbenzene	U		0.361	1.20
sec-Butylbenzene	U		0.365	1.22
tert-Butylbenzene	U		0.399	1.33
Carbon tetrachloride	U		0.379	1.26
Chlorobenzene	U		0.348	1.16
Chlorodibromomethane	U		0.327	1.09
Chloroethane	U		0.453	1.51
2-Chloroethyl vinyl ether	U		3.01	10.0
Chloroform	U		0.324	1.08
Chloromethane	U		0.276	0.920
2-Chlorotoluene	U		0.375	1.25
4-Chlorotoluene	U		0.351	1.17
1,2-Dibromo-3-Chloropropane	U		1.33	4.43
1,2-Dibromoethane	U		0.381	1.27
Dibromomethane	U		0.346	1.15
1,2-Dichlorobenzene	U		0.349	1.16
1,3-Dichlorobenzene	U		0.220	0.733
1,4-Dichlorobenzene	U		0.274	0.913
Dichlorodifluoromethane	U		0.551	1.84
1,1-Dichloroethane	U		0.259	0.863
1,2-Dichloroethane	U		0.361	1.20
1,1-Dichloroethene	U		0.398	1.33
cis-1,2-Dichloroethene	U		0.260	0.867
trans-1,2-Dichloroethene	U		0.396	1.32
1,2-Dichloropropane	U		0.306	1.02
1,1-Dichloropropene	U		0.352	1.17
1,3-Dichloropropane	U		0.366	1.22
cis-1,3-Dichloropropene	U		0.418	1.39
trans-1,3-Dichloropropene	U		0.419	1.40
2,2-Dichloropropane	U		0.321	1.07
Di-isopropyl ether	U		0.320	1.07

<sup>1</sup> Cp

<sup>2</sup> Tc

<sup>3</sup> Ss

<sup>4</sup> Cn

<sup>5</sup> Sr

<sup>6</sup> Qc

<sup>7</sup> Gl

<sup>8</sup> Al

<sup>9</sup> Sc



Method Blank (MB)

(MB) R3498763-4 02/11/20 10:14

Analyte	MB Result	MB Qualifier	MB MDL	MB RDL
	ug/l		ug/l	ug/l
Ethylbenzene	U		0.384	1.28
Ethyl ether	U		0.389	1.30
Hexachloro-1,3-butadiene	U		0.256	0.853
2-Hexanone	U		3.82	12.7
Isopropylbenzene	U		0.326	1.09
p-Isopropyltoluene	U		0.350	1.17
2-Butanone (MEK)	U		3.93	13.1
Methylene Chloride	U		1.00	3.33
4-Methyl-2-pentanone (MIBK)	U		2.14	7.13
Methyl tert-butyl ether	U		0.367	1.22
Naphthalene	U		1.00	3.33
n-Propylbenzene	U		0.349	1.16
Styrene	U		0.307	1.02
1,1,1,2-Tetrachloroethane	U		0.385	1.28
1,1,2,2-Tetrachloroethane	U		0.130	0.433
Tetrachloroethene	U		0.372	1.24
Tetrahydrofuran	U		1.82	6.07
Toluene	U		0.412	1.37
1,1,2-Trichlorotrifluoroethane	U		0.303	1.01
1,2,3-Trichlorobenzene	U		0.230	0.767
1,2,4-Trichlorobenzene	U		0.355	1.18
1,1,1-Trichloroethane	U		0.319	1.06
1,1,2-Trichloroethane	U		0.383	1.28
Trichloroethene	U		0.398	1.33
Trichlorofluoromethane	U		1.20	4.00
1,2,3-Trichloropropane	U		0.807	2.69
1,2,3-Trimethylbenzene	U		0.321	1.07
1,2,4-Trimethylbenzene	U		0.373	1.24
1,3,5-Trimethylbenzene	U		0.387	1.29
Vinyl chloride	U		0.259	0.863
Xylenes, Total	U		1.06	3.53
Allyl Chloride	U		1.70	5.67
(S) Toluene-d8	106			80.0-120
(S) 4-Bromofluorobenzene	107			77.0-126
(S) 1,2-Dichloroethane-d4	97.4			70.0-130

<sup>1</sup> Cp

<sup>2</sup> Tc

<sup>3</sup> Ss

<sup>4</sup> Cn

<sup>5</sup> Sr

<sup>6</sup> Qc

<sup>7</sup> Gl

<sup>8</sup> Al

<sup>9</sup> Sc



Laboratory Control Sample (LCS) • Laboratory Control Sample Duplicate (LCSD)

(LCS) R3498763-1 02/11/20 08:56 • (LCSD) R3498763-2 02/11/20 09:16

Analyte	Spike Amount ug/l	LCS Result ug/l	LCSD Result ug/l	LCS Rec. %	LCSD Rec. %	Rec. Limits %	<u>LCS Qualifier</u>	<u>LCSD Qualifier</u>	RPD %	RPD Limits %
Acetone	25.0	24.6	25.3	98.4	101	19.0-160			2.81	27
Acrolein	25.0	42.8	37.0	171	148	10.0-160	J4		14.5	26
Acrylonitrile	25.0	26.2	25.1	105	100	55.0-149			4.29	20
Benzene	5.00	5.02	4.87	100	97.4	70.0-123			3.03	20
Bromobenzene	5.00	5.03	4.78	101	95.6	73.0-121			5.10	20
Bromodichloromethane	5.00	4.91	4.88	98.2	97.6	75.0-120			0.613	20
Bromochloromethane	5.00	5.56	5.34	111	107	76.0-122			4.04	20
Bromoform	5.00	4.63	4.71	92.6	94.2	68.0-132			1.71	20
Bromomethane	5.00	2.29	1.95	45.8	39.0	10.0-160			16.0	25
n-Butylbenzene	5.00	5.08	4.91	102	98.2	73.0-125			3.40	20
sec-Butylbenzene	5.00	5.19	5.06	104	101	75.0-125			2.54	20
tert-Butylbenzene	5.00	5.28	5.01	106	100	76.0-124			5.25	20
Carbon tetrachloride	5.00	5.48	5.41	110	108	68.0-126			1.29	20
Chlorobenzene	5.00	5.20	5.06	104	101	80.0-121			2.73	20
Chlorodibromomethane	5.00	5.01	4.90	100	98.0	77.0-125			2.22	20
Chloroethane	5.00	4.76	4.46	95.2	89.2	47.0-150			6.51	20
2-Chloroethyl vinyl ether	25.0	25.7	25.1	103	100	51.0-160			2.36	20
Chloroform	5.00	4.80	4.56	96.0	91.2	73.0-120			5.13	20
Chloromethane	5.00	3.80	3.86	76.0	77.2	41.0-142			1.57	20
2-Chlorotoluene	5.00	5.05	4.90	101	98.0	76.0-123			3.02	20
4-Chlorotoluene	5.00	5.17	5.09	103	102	75.0-122			1.56	20
1,2-Dibromo-3-Chloropropane	5.00	5.18	5.13	104	103	58.0-134			0.970	20
1,2-Dibromoethane	5.00	5.22	5.15	104	103	80.0-122			1.35	20
Dibromomethane	5.00	5.12	5.01	102	100	80.0-120			2.17	20
1,2-Dichlorobenzene	5.00	5.30	5.05	106	101	79.0-121			4.83	20
1,3-Dichlorobenzene	5.00	5.35	5.21	107	104	79.0-120			2.65	20
1,4-Dichlorobenzene	5.00	5.03	4.85	101	97.0	79.0-120			3.64	20
Dichlorodifluoromethane	5.00	5.76	5.42	115	108	51.0-149			6.08	20
1,1-Dichloroethane	5.00	4.95	4.83	99.0	96.6	70.0-126			2.45	20
1,2-Dichloroethane	5.00	4.44	4.41	88.8	88.2	70.0-128			0.678	20
1,1-Dichloroethene	5.00	5.02	4.85	100	97.0	71.0-124			3.44	20
cis-1,2-Dichloroethene	5.00	5.11	4.96	102	99.2	73.0-120			2.98	20
trans-1,2-Dichloroethene	5.00	4.83	4.71	96.6	94.2	73.0-120			2.52	20
1,2-Dichloropropane	5.00	4.92	4.82	98.4	96.4	77.0-125			2.05	20
1,1-Dichloropropene	5.00	5.11	4.81	102	96.2	74.0-126			6.05	20
1,3-Dichloropropane	5.00	5.16	4.87	103	97.4	80.0-120			5.78	20
cis-1,3-Dichloropropene	5.00	5.02	4.90	100	98.0	80.0-123			2.42	20
trans-1,3-Dichloropropene	5.00	4.68	4.56	93.6	91.2	78.0-124			2.60	20
2,2-Dichloropropane	5.00	5.32	5.04	106	101	58.0-130			5.41	20
Di-isopropyl ether	5.00	4.78	4.64	95.6	92.8	58.0-138			2.97	20

1 Cp

2 Tc

3 Ss

4 Cn

5 Sr

6 Qc

7 Gl

8 Al

9 Sc



Laboratory Control Sample (LCS) • Laboratory Control Sample Duplicate (LCSD)

(LCS) R3498763-1 02/11/20 08:56 • (LCSD) R3498763-2 02/11/20 09:16

Analyte	Spike Amount ug/l	LCS Result ug/l	LCSD Result ug/l	LCS Rec. %	LCSD Rec. %	Rec. Limits %	LCS Qualifier	LCSD Qualifier	RPD %	RPD Limits %
Ethylbenzene	5.00	4.88	4.77	97.6	95.4	79.0-123			2.28	20
Ethyl ether	5.00	4.73	4.66	94.6	93.2	66.0-130			1.49	20
Hexachloro-1,3-butadiene	5.00	5.33	5.50	107	110	54.0-138			3.14	20
2-Hexanone	25.0	26.8	26.1	107	104	67.0-149			2.65	20
Isopropylbenzene	5.00	5.27	5.13	105	103	76.0-127			2.69	20
p-Isopropyltoluene	5.00	5.12	4.99	102	99.8	76.0-125			2.57	20
2-Butanone (MEK)	25.0	26.4	25.6	106	102	44.0-160			3.08	20
Methylene Chloride	5.00	4.94	4.79	98.8	95.8	67.0-120			3.08	20
4-Methyl-2-pentanone (MIBK)	25.0	24.4	23.4	97.6	93.6	68.0-142			4.18	20
Methyl tert-butyl ether	5.00	5.03	4.98	101	99.6	68.0-125			0.999	20
Naphthalene	5.00	5.33	5.58	107	112	54.0-135			4.58	20
n-Propylbenzene	5.00	5.21	5.02	104	100	77.0-124			3.71	20
Styrene	5.00	5.08	4.91	102	98.2	73.0-130			3.40	20
1,1,1,2-Tetrachloroethane	5.00	4.98	4.95	99.6	99.0	75.0-125			0.604	20
1,1,2,2-Tetrachloroethane	5.00	5.49	5.21	110	104	65.0-130			5.23	20
Tetrachloroethene	5.00	5.10	5.05	102	101	72.0-132			0.985	20
Tetrahydrofuran	5.00	4.39	4.48	87.8	89.6	41.0-146			2.03	20
Toluene	5.00	5.09	4.88	102	97.6	79.0-120			4.21	20
1,1,2-Trichlorotrifluoroethane	5.00	5.71	5.63	114	113	69.0-132			1.41	20
1,2,3-Trichlorobenzene	5.00	5.35	5.61	107	112	50.0-138			4.74	20
1,2,4-Trichlorobenzene	5.00	5.31	5.48	106	110	57.0-137			3.15	20
1,1,1-Trichloroethane	5.00	5.40	5.37	108	107	73.0-124			0.557	20
1,1,2-Trichloroethane	5.00	5.26	5.14	105	103	80.0-120			2.31	20
Trichloroethene	5.00	5.23	5.09	105	102	78.0-124			2.71	20
Trichlorofluoromethane	5.00	5.58	5.24	112	105	59.0-147			6.28	20
1,2,3-Trichloropropane	5.00	5.58	5.29	112	106	73.0-130			5.34	20
1,2,3-Trimethylbenzene	5.00	4.95	4.78	99.0	95.6	77.0-120			3.49	20
1,2,4-Trimethylbenzene	5.00	5.16	4.90	103	98.0	76.0-121			5.17	20
1,3,5-Trimethylbenzene	5.00	5.15	5.00	103	100	76.0-122			2.96	20
Vinyl chloride	5.00	4.77	4.72	95.4	94.4	67.0-131			1.05	20
Xylenes, Total	15.0	15.5	15.0	103	100	79.0-123			3.28	20
Allyl chloride	25.0	25.8	25.4	103	102	72.0-128			1.56	20
(S) Toluene-d8				104	103	80.0-120				
(S) 4-Bromofluorobenzene				109	107	77.0-126				
(S) 1,2-Dichloroethane-d4				98.1	97.2	70.0-130				

1 Cp

2 Tc

3 Ss

4 Cn

5 Sr

6 Qc

7 Gl

8 Al

9 Sc



Method Blank (MB)

(MB) R3498154-2 02/08/20 17:16

Analyte	MB Result mg/kg	MB Qualifier	MB MDL mg/kg	MB RDL mg/kg
Anthracene	U		0.000600	0.00200
Acenaphthene	U		0.000600	0.00200
Acenaphthylene	U		0.000600	0.00200
Benzo(a)anthracene	U		0.000600	0.00200
Benzo(a)pyrene	U		0.000600	0.00200
Benzo(b)fluoranthene	U		0.000600	0.00200
Benzo(g,h,i)perylene	U		0.000600	0.00200
Benzo(k)fluoranthene	U		0.000600	0.00200
Chrysene	U		0.000600	0.00200
Dibenz(a,h)anthracene	U		0.000600	0.00200
Fluoranthene	U		0.000600	0.00200
Fluorene	U		0.000600	0.00200
Indeno(1,2,3-cd)pyrene	U		0.000600	0.00200
Naphthalene	U		0.00200	0.00667
Phenanthrene	U		0.000600	0.00200
Pyrene	U		0.000600	0.00200
1-Methylnaphthalene	U		0.00200	0.00667
2-Methylnaphthalene	U		0.00200	0.00667
2-Chloronaphthalene	U		0.00200	0.00667
(S) Nitrobenzene-d5	84.2			14.0-149
(S) 2-Fluorobiphenyl	68.8			34.0-125
(S) p-Terphenyl-d14	81.4			23.0-120

<sup>1</sup> Cp

<sup>2</sup> Tc

<sup>3</sup> Ss

<sup>4</sup> Cn

<sup>5</sup> Sr

<sup>6</sup> Qc

<sup>7</sup> Gl

<sup>8</sup> Al

<sup>9</sup> Sc

Laboratory Control Sample (LCS)

(LCS) R3498154-1 02/08/20 16:55

Analyte	Spike Amount mg/kg	LCS Result mg/kg	LCS Rec. %	Rec. Limits %	LCS Qualifier
Anthracene	0.0800	0.0553	69.1	50.0-126	
Acenaphthene	0.0800	0.0591	73.9	50.0-120	
Acenaphthylene	0.0800	0.0625	78.1	50.0-120	
Benzo(a)anthracene	0.0800	0.0519	64.9	45.0-120	
Benzo(a)pyrene	0.0800	0.0505	63.1	42.0-120	
Benzo(b)fluoranthene	0.0800	0.0549	68.6	42.0-121	
Benzo(g,h,i)perylene	0.0800	0.0434	54.3	45.0-125	
Benzo(k)fluoranthene	0.0800	0.0555	69.4	49.0-125	
Chrysene	0.0800	0.0519	64.9	49.0-122	
Dibenz(a,h)anthracene	0.0800	0.0433	54.1	47.0-125	
Fluoranthene	0.0800	0.0577	72.1	49.0-129	



Laboratory Control Sample (LCS)

(LCS) R3498154-1 02/08/20 16:55

Analyte	Spike Amount mg/kg	LCS Result mg/kg	LCS Rec. %	Rec. Limits %	LCS Qualifier
Fluorene	0.0800	0.0605	75.6	49.0-120	
Indeno(1,2,3-cd)pyrene	0.0800	0.0446	55.8	46.0-125	
Naphthalene	0.0800	0.0576	72.0	50.0-120	
Phenanthrene	0.0800	0.0526	65.8	47.0-120	
Pyrene	0.0800	0.0546	68.3	43.0-123	
1-Methylnaphthalene	0.0800	0.0616	77.0	51.0-121	
2-Methylnaphthalene	0.0800	0.0554	69.3	50.0-120	
2-Chloronaphthalene	0.0800	0.0570	71.3	50.0-120	
(S) Nitrobenzene-d5			86.8	14.0-149	
(S) 2-Fluorobiphenyl			73.1	34.0-125	
(S) p-Terphenyl-d14			77.0	23.0-120	

1 Cp

2 Tc

3 Ss

4 Cn

5 Sr

6 Qc

7 Gl

8 Al

9 Sc

L1185064-01 Original Sample (OS) • Matrix Spike (MS) • Matrix Spike Duplicate (MSD)

(OS) L1185064-01 02/08/20 18:39 • (MS) R3498154-3 02/08/20 18:59 • (MSD) R3498154-4 02/08/20 19:20

Analyte	Spike Amount (dry) mg/kg	Original Result (dry) mg/kg	MS Result (dry) mg/kg	MSD Result (dry) mg/kg	MS Rec. %	MSD Rec. %	Dilution	Rec. Limits %	MS Qualifier	MSD Qualifier	RPD %	RPD Limits %
Anthracene	0.0934	U	0.0379	0.0445	40.5	46.9	1	10.0-145			16.2	30
Acenaphthene	0.0934	U	0.0407	0.0489	43.5	51.5	1	14.0-127			18.4	27
Acenaphthylene	0.0934	U	0.0454	0.0517	48.6	54.5	1	21.0-124			13.0	25
Benzo(a)anthracene	0.0934	U	0.0375	0.0440	40.2	46.4	1	10.0-139			16.0	30
Benzo(a)pyrene	0.0934	U	0.0370	0.0439	39.6	46.3	1	10.0-141			17.0	31
Benzo(b)fluoranthene	0.0934	0.000992	0.0365	0.0404	38.1	41.6	1	10.0-140			10.1	36
Benzo(g,h,i)perylene	0.0934	0.000860	0.0293	0.0396	30.4	40.8	1	10.0-140			29.9	33
Benzo(k)fluoranthene	0.0934	U	0.0387	0.0467	41.5	49.2	1	10.0-137			18.7	31
Chrysene	0.0934	0.000849	0.0407	0.0455	42.6	47.1	1	10.0-145			11.2	30
Dibenz(a,h)anthracene	0.0934	U	0.0325	0.0409	34.8	43.1	1	10.0-132			22.7	31
Fluoranthene	0.0934	U	0.0365	0.0449	39.1	47.3	1	10.0-153			20.5	33
Fluorene	0.0934	U	0.0393	0.0482	42.1	50.8	1	11.0-130			20.2	29
Indeno(1,2,3-cd)pyrene	0.0934	U	0.0306	0.0404	32.8	42.6	1	10.0-137			27.6	32
Naphthalene	0.0934	U	0.0490	0.0537	52.5	56.6	1	10.0-135			9.19	27
Phenanthrene	0.0934	U	0.0357	0.0422	38.2	44.5	1	10.0-144			16.8	31
Pyrene	0.0934	0.00143	0.0382	0.0462	39.4	47.2	1	10.0-148			18.9	35
1-Methylnaphthalene	0.0934	U	0.0461	0.0541	49.4	57.0	1	10.0-142			15.9	28
2-Methylnaphthalene	0.0934	U	0.0431	0.0492	46.1	51.9	1	10.0-137			13.4	28
2-Chloronaphthalene	0.0934	U	0.0430	0.0490	46.0	51.7	1	29.0-120			13.2	24
(S) Nitrobenzene-d5					78.1	75.8		14.0-149				
(S) 2-Fluorobiphenyl					61.0	59.4		34.0-125				
(S) p-Terphenyl-d14					60.0	58.0		23.0-120				



Guide to Reading and Understanding Your Laboratory Report

The information below is designed to better explain the various terms used in your report of analytical results from the Laboratory. This is not intended as a comprehensive explanation, and if you have additional questions please contact your project representative.

Results Disclaimer - Information that may be provided by the customer, and contained within this report, include Permit Limits, Project Name, Sample ID, Sample Matrix, Sample Preservation, Field Blanks, Field Spikes, Field Duplicates, On-Site Data, Sampling Collection Dates/Times, and Sampling Location. Results relate to the accuracy of this information provided, and as the samples are received.

Abbreviations and Definitions

(dry)	Results are reported based on the dry weight of the sample. [this will only be present on a dry report basis for soils].
MDL	Method Detection Limit.
MDL (dry)	Method Detection Limit.
RDL	Reported Detection Limit.
RDL (dry)	Reported Detection Limit.
Rec.	Recovery.
RPD	Relative Percent Difference.
SDG	Sample Delivery Group.
(S)	Surrogate (Surrogate Standard) - Analytes added to every blank, sample, Laboratory Control Sample/Duplicate and Matrix Spike/Duplicate; used to evaluate analytical efficiency by measuring recovery. Surrogates are not expected to be detected in all environmental media.
U	Not detected at the Reporting Limit (or MDL where applicable).
Analyte	The name of the particular compound or analysis performed. Some Analyses and Methods will have multiple analytes reported.
Dilution	If the sample matrix contains an interfering material, the sample preparation volume or weight values differ from the standard, or if concentrations of analytes in the sample are higher than the highest limit of concentration that the laboratory can accurately report, the sample may be diluted for analysis. If a value different than 1 is used in this field, the result reported has already been corrected for this factor.
Limits	These are the target % recovery ranges or % difference value that the laboratory has historically determined as normal for the method and analyte being reported. Successful QC Sample analysis will target all analytes recovered or duplicated within these ranges.
Original Sample	The non-spiked sample in the prep batch used to determine the Relative Percent Difference (RPD) from a quality control sample. The Original Sample may not be included within the reported SDG.
Qualifier	This column provides a letter and/or number designation that corresponds to additional information concerning the result reported. If a Qualifier is present, a definition per Qualifier is provided within the Glossary and Definitions page and potentially a discussion of possible implications of the Qualifier in the Case Narrative if applicable.
Result	The actual analytical final result (corrected for any sample specific characteristics) reported for your sample. If there was no measurable result returned for a specific analyte, the result in this column may state "ND" (Not Detected) or "BDL" (Below Detectable Levels). The information in the results column should always be accompanied by either an MDL (Method Detection Limit) or RDL (Reporting Detection Limit) that defines the lowest value that the laboratory could detect or report for this analyte.
Uncertainty (Radiochemistry)	Confidence level of 2 sigma.
Case Narrative (Cn)	A brief discussion about the included sample results, including a discussion of any non-conformances to protocol observed either at sample receipt by the laboratory from the field or during the analytical process. If present, there will be a section in the Case Narrative to discuss the meaning of any data qualifiers used in the report.
Quality Control Summary (Qc)	This section of the report includes the results of the laboratory quality control analyses required by procedure or analytical methods to assist in evaluating the validity of the results reported for your samples. These analyses are not being performed on your samples typically, but on laboratory generated material.
Sample Chain of Custody (Sc)	This is the document created in the field when your samples were initially collected. This is used to verify the time and date of collection, the person collecting the samples, and the analyses that the laboratory is requested to perform. This chain of custody also documents all persons (excluding commercial shippers) that have had control or possession of the samples from the time of collection until delivery to the laboratory for analysis.
Sample Results (Sr)	This section of your report will provide the results of all testing performed on your samples. These results are provided by sample ID and are separated by the analyses performed on each sample. The header line of each analysis section for each sample will provide the name and method number for the analysis reported.
Sample Summary (Ss)	This section of the Analytical Report defines the specific analyses performed for each sample ID, including the dates and times of preparation and/or analysis.

- 1 Cp
- 2 Tc
- 3 Ss
- 4 Cn
- 5 Sr
- 6 Qc
- 7 Gl
- 8 Al
- 9 Sc

Qualifier Description

J	The identification of the analyte is acceptable; the reported value is an estimate.
J3	The associated batch QC was outside the established quality control range for precision.
J4	The associated batch QC was outside the established quality control range for accuracy.





Pace National is the only environmental laboratory accredited/certified to support your work nationwide from one location. One phone call, one point of contact, one laboratory. No other lab is as accessible or prepared to handle your needs throughout the country. Our capacity and capability from our single location laboratory is comparable to the collective totals of the network laboratories in our industry. The most significant benefit to our one location design is the design of our laboratory campus. The model is conducive to accelerated productivity, decreasing turn-around time, and preventing cross contamination, thus protecting sample integrity. Our focus on premium quality and prompt service allows us to be YOUR LAB OF CHOICE.

\* Not all certifications held by the laboratory are applicable to the results reported in the attached report.  
 \* Accreditation is only applicable to the test methods specified on each scope of accreditation held by Pace National.

## State Accreditations

Alabama	40660	Nebraska	NE-OS-15-05
Alaska	17-026	Nevada	TN-03-2002-34
Arizona	AZ0612	New Hampshire	2975
Arkansas	88-0469	New Jersey-NELAP	TN002
California	2932	New Mexico <sup>1</sup>	n/a
Colorado	TN00003	New York	11742
Connecticut	PH-0197	North Carolina	Env375
Florida	E87487	North Carolina <sup>1</sup>	DW21704
Georgia	NELAP	North Carolina <sup>3</sup>	41
Georgia <sup>1</sup>	923	North Dakota	R-140
Idaho	TN00003	Ohio-VAP	CL0069
Illinois	200008	Oklahoma	9915
Indiana	C-TN-01	Oregon	TN200002
Iowa	364	Pennsylvania	68-02979
Kansas	E-10277	Rhode Island	LA000356
Kentucky <sup>1,6</sup>	90010	South Carolina	84004
Kentucky <sup>2</sup>	16	South Dakota	n/a
Louisiana	AI30792	Tennessee <sup>1,4</sup>	2006
Louisiana <sup>1</sup>	LA180010	Texas	T104704245-18-15
Maine	TN0002	Texas <sup>5</sup>	LAB0152
Maryland	324	Utah	TN00003
Massachusetts	M-TN003	Vermont	VT2006
Michigan	9958	Virginia	460132
Minnesota	047-999-395	Washington	C847
Mississippi	TN00003	West Virginia	233
Missouri	340	Wisconsin	9980939910
Montana	CERT0086	Wyoming	A2LA

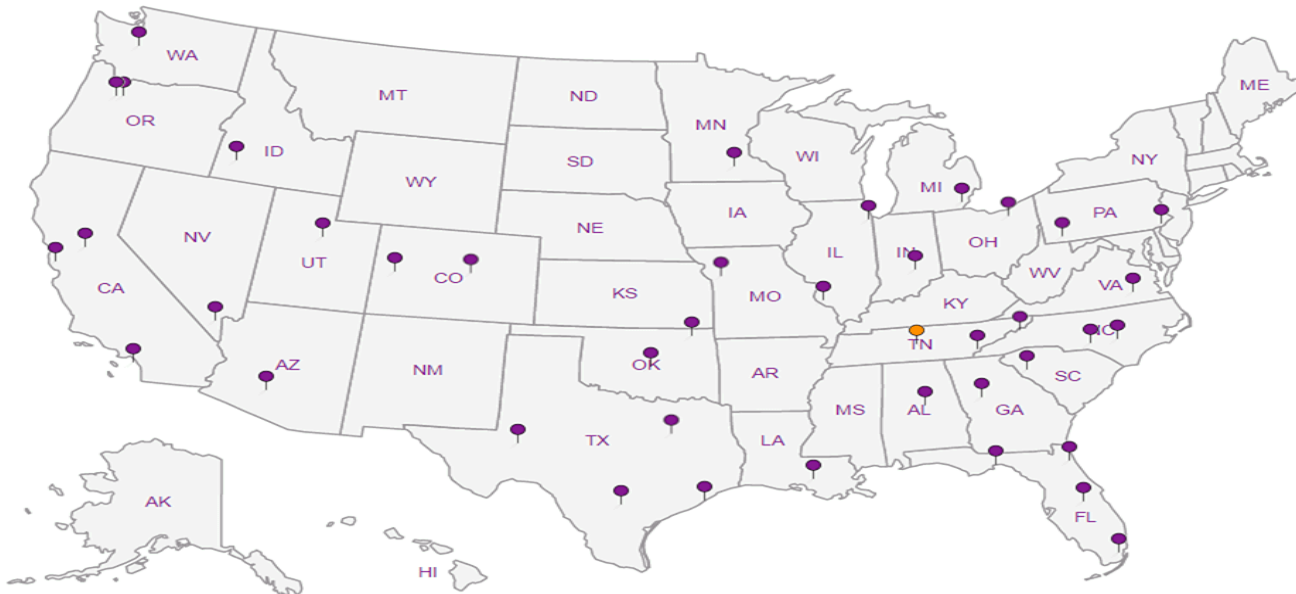
## Third Party Federal Accreditations

A2LA – ISO 17025	1461.01	AIHA-LAP,LLC EMLAP	100789
A2LA – ISO 17025 <sup>5</sup>	1461.02	DOD	1461.01
Canada	1461.01	USDA	P330-15-00234
EPA-Crypto	TN00003		

<sup>1</sup> Drinking Water <sup>2</sup> Underground Storage Tanks <sup>3</sup> Aquatic Toxicity <sup>4</sup> Chemical/Microbiological <sup>5</sup> Mold <sup>6</sup> Wastewater n/a Accreditation not applicable

## Our Locations

Pace National has sixty-four client support centers that provide sample pickup and/or the delivery of sampling supplies. If you would like assistance from one of our support offices, please contact our main office. Pace National performs all testing at our central laboratory.



1 Cp

2 Tc

3 Ss

4 Cn

5 Sr

6 Qc

7 Gl

8 Al

9 Sc

**Assured Environmental Associates, Inc**  
 14120 West Glendale Avenue

Billing Information:  
 Gregory Walsh  
 14120 West Glendale Avenue  
 Brookfield, WI 53005

Report to:  
 Gregory Walsh

Email To: aea@wi.rr.com

Project Description: City/State Collected: Please Circle PT MT CT ET

Chain of Custody Page \_\_\_ of \_\_\_



12065 Lebanon Rd  
 Mount Juliet, TN 37122  
 Phone: 615-758-5858  
 Phone: 800-767-5859  
 Fax: 615-758-5859



Phone: 262-781-4646 Client Project # Lab Project # ASSUREDWI-LENNYS

Collected by (print): Site/Facility ID # Lennys P.O. #

Collected by (signature): Rush? (Lab MUST Be Notified) Quote #

Same Day  Five Day  
 Next Day  5 Day (Rad Only)  
 Two Day  10 Day (Rad Only)  
 Three Day

Date Results Needed

Preserved on ice:  N  Y

No. of Cntrs

Analysis / Container / Preservative	
PVOCGRO 40mlAmb HCl	
PVOCGRO, V8260/465 60mlAmb/MeOH/Syr	
TS 4ozClr-NoPres	
Volatile Screen 2ozClr-NoPres	

SDG # 1185064

**J078**

Acctnum: ASSURED

Template: T162104

Prelogin: P752347

PM: 341 - John Hawkins

PB: BF 1/24/20

Shipped Via: FedEX Ground

Sample ID	Comp/Grab	Matrix *	Depth	Date	Time	No. of Cntrs	PVOCGRO 40mlAmb HCl	PVOCGRO, V8260/465 60mlAmb/MeOH/Syr	TS 4ozClr-NoPres	Volatile Screen 2ozClr-NoPres	Remarks	Sample # (lab only)
P-28 8'		SS		1/30/20	11:15	3		X	X	X		01
P-28 0'-4'		SS		" "	11:00	3		X	X	X		02
MW-28		GW		" "	12:00	2	X					03

Matrix: Air - Air, Groundwater, WasteWater, Drinking Water, Other

Remarks: pH \_\_\_\_\_ Temp \_\_\_\_\_ Flow \_\_\_\_\_ Other \_\_\_\_\_

Samples returned via:  UPS  FedEx  Courier

Tracking # 1382 4818 6759

Sample Receipt Checklist

COC Seal Present/Intact:	<input checked="" type="checkbox"/> NP	<input type="checkbox"/> Y	<input type="checkbox"/> N
COC Signed/Accurate:	<input checked="" type="checkbox"/> Y	<input type="checkbox"/> N	
Bottles arrive intact:	<input checked="" type="checkbox"/> Y	<input type="checkbox"/> N	
Correct bottles used:	<input checked="" type="checkbox"/> Y	<input type="checkbox"/> N	
Sufficient volume sent:	<input checked="" type="checkbox"/> Y	<input type="checkbox"/> N	
VOA Zero Headspace:	<input type="checkbox"/> Y	<input type="checkbox"/> N	
Preservation Correct/Checked:	<input checked="" type="checkbox"/> Y	<input type="checkbox"/> N	
RAD Screen <0.5 mR/hr:	<input checked="" type="checkbox"/> Y	<input type="checkbox"/> N	

Received by: (Signature) Date: 1/31/20 Time: Trip Blank Received: Yes  No  HCl/MeOH TBR

Relinquished by: (Signature) Date: Time: Received by: (Signature) Temp: 12°C Bottles Received: 8

Relinquished by: (Signature) Date: Time: Received for lab by: (Signature) Date: 2/1/20 Time: 08:30 Hold: Condition: NCF 1/09

John V. Hawkins

---

From: Gregory Walsh <aea@wi.rr.com>  
Sent: Tuesday, February 04, 2020 11:05 AM  
To: John V. Hawkins  
Subject: FW: Pace Analytical National Login for L1185064  
Attachments: COCL1185064.pdf; In01L1185064.pdf

CAUTION: This email originated from outside Pace Analytical. Do not click links or open attachments unless you recognize the sender and know the content is safe.

John:  
Can you change the sample IDs to P-45 0-4', P-45 8', and MW-45 when you report, please?

Gregory S. Walsh, P. E.  
ASSURED ENVIRONMENTAL ASSOCIATES, INC.  
(262) 781-4646

<https://linkprotect.cudasvc.com/url?a=https%3a%2f%2fwww.aeawi.com&c=E,1,uwsHrMoDmiA4NirkF5zKSmOgNJahpmGrpSrNpi7AyZd73XnzPoAk96dkMLgWEjepM33mW8EUAaljFp-lzLp9igamMsDwTiEx4MHxV4dPfbO4X4DLLNmAsVgfCm4,&typo=1>

-----Original Message-----

From: John Hawkins [<mailto:jhawkins@pacenational.com>]  
Sent: Monday, February 3, 2020 8:15 AM  
To: [aea@wi.rr.com](mailto:aea@wi.rr.com)  
Subject: Pace Analytical National Login for L1185064

"Privileged and Confidential"

Thank you for choosing Pace National! Please find enclosed PDF files containing your laboratory login confirmation and chain of custody.

Pace National is leading the laboratory industry with our On-line Data Management tools. Please contact your Project Manager to learn how to create historical Excel tables or access data in real time using powerful and intuitive software that is only available at <https://www.pacenational.com>.

Visit Pace National's secure data management web site - myData - for all your reporting and data management needs at [https://linkprotect.cudasvc.com/url?a=https%3a%2f%2fwww.pacenational.com%2flogin&c=E,1,4!0nEz7RUDGBXjUF8khcJxhKqU9MJODQweX-tlikb6pb2H0c8aqU2WxlZBm2cqrKH-tLNdpvJkGJ1wS\\_zDwrNfgFNDNHNAJfSqHBqCCbYLow&typo=1](https://linkprotect.cudasvc.com/url?a=https%3a%2f%2fwww.pacenational.com%2flogin&c=E,1,4!0nEz7RUDGBXjUF8khcJxhKqU9MJODQweX-tlikb6pb2H0c8aqU2WxlZBm2cqrKH-tLNdpvJkGJ1wS_zDwrNfgFNDNHNAJfSqHBqCCbYLow&typo=1)

Pace National ... "Your Lab of Choice"

John Hawkins  
Technical Service Representative  
615-773-9669

Pace Analytical National  
12065 Lebanon Rd.  
Mt. Juliet, TN 37122

Notice: This communication and any attached files may contain privileged or other confidential information. If you have received this in error, please contact the sender immediately via reply email and immediately delete the message and any attachments without copying or disclosing the contents.  
Thank you.

## Andy Vann

---

**From:** John V. Hawkins  
**Sent:** Friday, February 7, 2020 2:15 PM  
**To:** Project Service; Andy Vann  
**Subject:** FW: L1185064 ASSUREDWI-LENNYS

Please add SV8270PAHSIM

Change due date to 2-12-20

Scan email to COC

Thanks

John

---

**From:** Gregory Walsh [mailto:aea@wi.rr.com]  
**Sent:** Friday, February 07, 2020 2:08 PM  
**To:** John V. Hawkins  
**Subject:** L1185064

**CAUTION:** This email originated from outside Pace Analytical. Do not click links or open attachments unless you recognize the sender and know the content is safe.

Re: L1185064  
Please analyze the soil samples for PAHs, please.  
Greg

Gregory S. Walsh, P. E.  
ASSURED ENVIRONMENTAL ASSOCIATES, INC.  
(262) 781-4646  
[www.aeawi.com](http://www.aeawi.com)



## Andy Vann

---

**From:** John V. Hawkins  
**Sent:** Friday, February 7, 2020 2:21 PM  
**To:** Andy Vann; Project Service  
**Subject:** RE: L1185064 ASSUREDWI-LENNYS

Please add V8260/465 for L1185064-03

---

**From:** Andy Vann  
**Sent:** Friday, February 07, 2020 2:18 PM  
**To:** John V. Hawkins; Project Service  
**Subject:** RE: L1185064 ASSUREDWI-LENNYS

Done

---

**From:** John V. Hawkins <JHawkins@pacenational.com>  
**Sent:** Friday, February 7, 2020 2:15 PM  
**To:** Project Service <ProjServ@pacenational.com>; Andy Vann <AVann@pacenational.com>  
**Subject:** FW: L1185064 ASSUREDWI-LENNYS

Please add SV8270PAHSIM

Change due date to 2-12-20

Scan email to COC

Thanks

John

---

**From:** Gregory Walsh [<mailto:aea@wi.rr.com>]  
**Sent:** Friday, February 07, 2020 2:08 PM  
**To:** John V. Hawkins  
**Subject:** L1185064

**CAUTION:** This email originated from outside Pace Analytical. Do not click links or open attachments unless you recognize the sender and know the content is safe.

Re: L1185064  
Please analyze the soil samples for PAHs, please.  
Greg

Gregory S. Walsh, P. E.  
ASSURED ENVIRONMENTAL ASSOCIATES, INC.  
(262) 781-4646  
[www.aeawi.com](http://www.aeawi.com)

