

September 16, 2009



Mr. Keld Lauridsen
WDNR
2984 Shawano Avenue
Green Bay, WI 54307

RE: Status report for the monitoring at the former Better Brite site, 519 Lande Street (chrome shop) and 315 S. 6th Street (zinc shop), DePere, WI.

Dear Keld:

The purpose of this report is to document the latest groundwater sampling event performed at the former Better Brite facility located at the above addresses. (See Figure 1 – Site Location Map and Figure 2 – Groundwater Elevation Contour Maps (7/21/09, enclosed.) The site was sampled on July 21, 2009. (See Well Specific Field Sheets, enclosed.)

Laboratory results from the sampling event are enclosed, and the results from the sampling event have been tabulated (See Table 1 – Groundwater Analytical Results, enclosed.) Historical data from previous sampling events, performed by another consultant, are also included on the table. Total chromium levels remain above the enforcement standard at both site locations. At the zinc shop, the enforcement standard is exceeded in monitoring wells MW3, MW5, MW6, MW10 and the sump. At the chrome shop, enforcement standard exceedances remain in MW-116, located closest to the sump in the source area.

During the sampling event, MW8 and MW8A could not be located and may have been covered with topsoil during the landscaping of the site during the construction of a new building at the location of the two wells. Monitoring well MW10 was also not located, and appeared to be covered with fresh asphalt.

If you have any questions regarding the sampling event, or the project in general, please feel free to contact OMNNI.

Sincerely,
OMNNI Associates, Inc.

A handwritten signature in black ink, appearing to read "Dave Fries".

Dave Fries, P.G., CHMM
Hydrogeologist


Enclosures

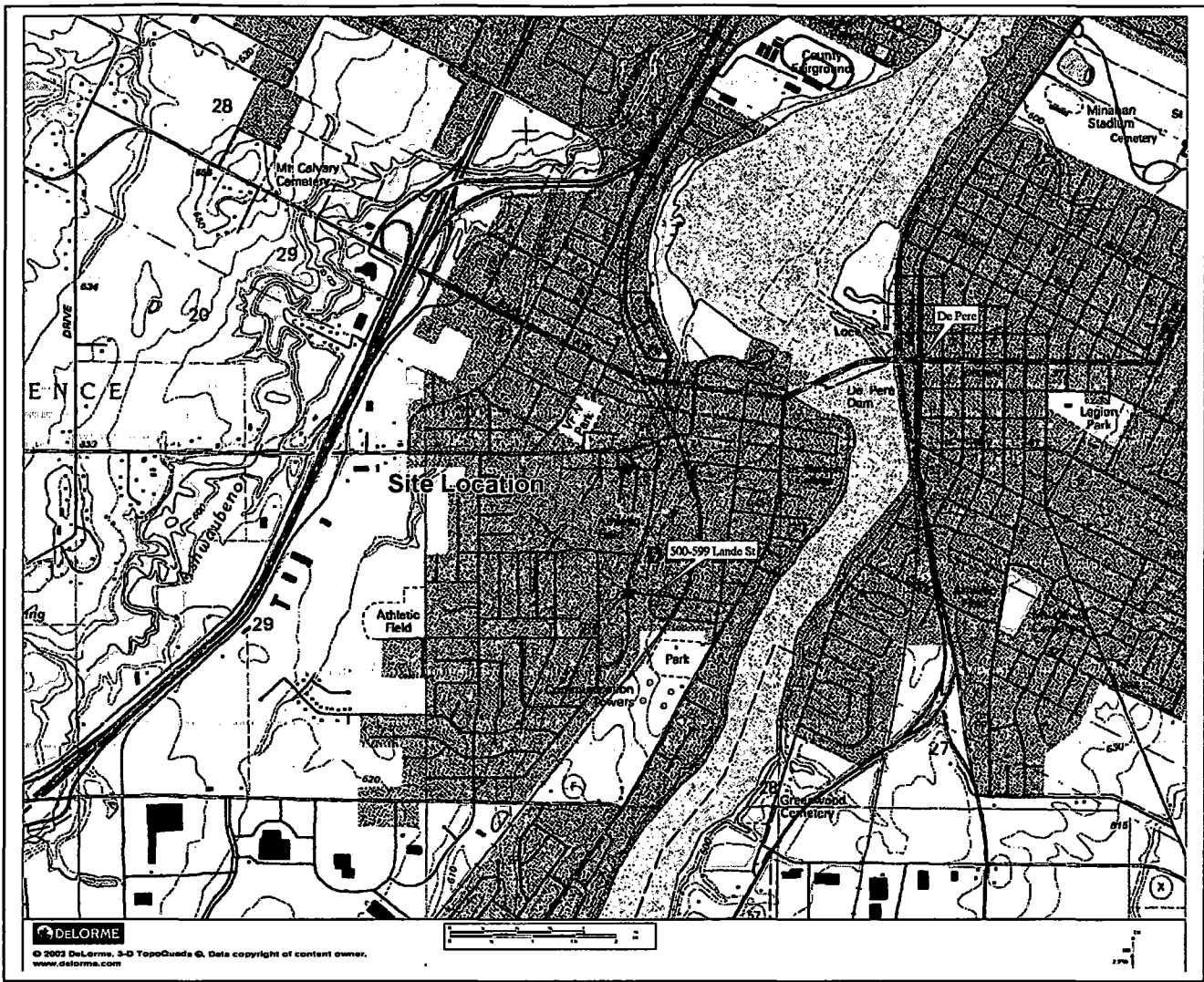
"I, Dave Fries, hereby certify that I am a hydrogeologist as that term is defined in s. NR 712.03 (1), Wis. Adm. Code, and that, to the best of my knowledge, all of the information contained in this document is correct and the document was prepared in compliance with all applicable requirements in chs. NR 700 to 726, Wis. Adm. Code."



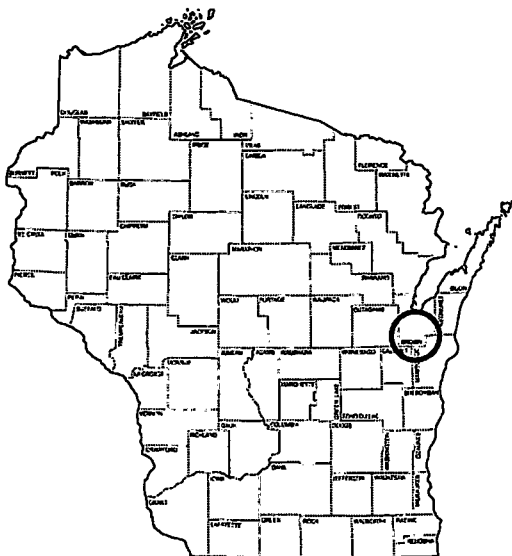
(Professional Geologist)





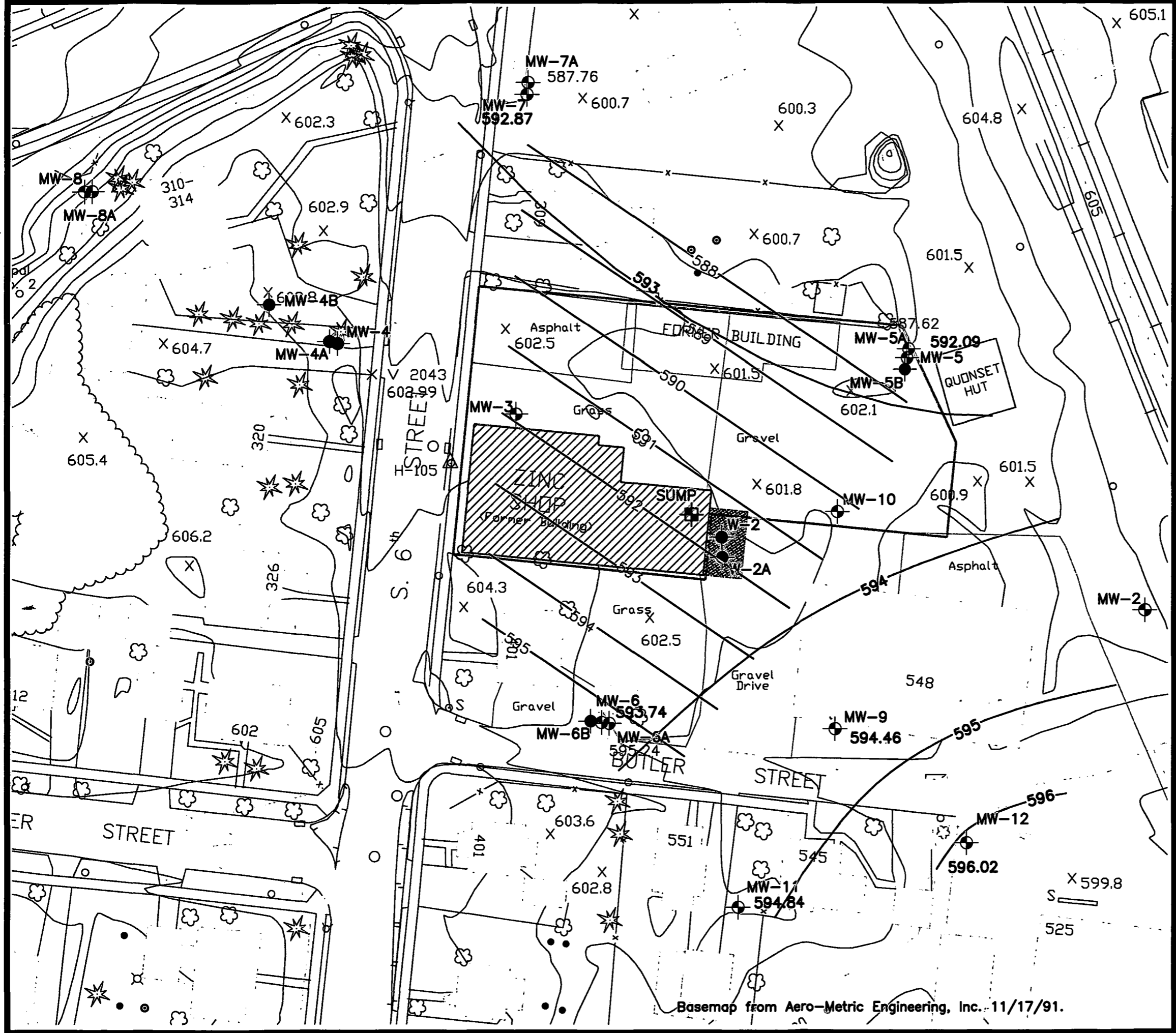


Source: 2000 DeLorme Topo
 Tools

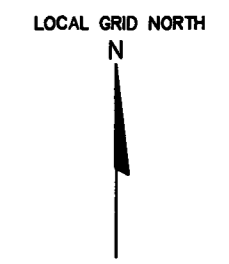



<p>Figure 1 Site Location Map</p>	
<p>Former Better Brite Property 315 S. 6th Street and 519 Lande Street De Pere, WI</p>	
	<p>Project Number: N1969A07</p>
	<p>Date: 1/22/08</p>
<p>One Systems Drive, Appleton, Wisconsin 54914-1654 Phone: (920) 735-6900 Fax: (920) 830-6100</p>	

F:\ENVIRO\1969A07 (Better Brite State Lead)\dwgs\1969A07_ZINC.dwg, 8-21-07GW, 10/12/2009 9:54:02 AM



Basemap from Aero-Metric Engineering, Inc. 11/17/91.



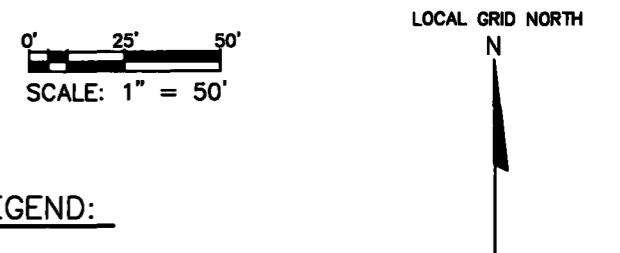
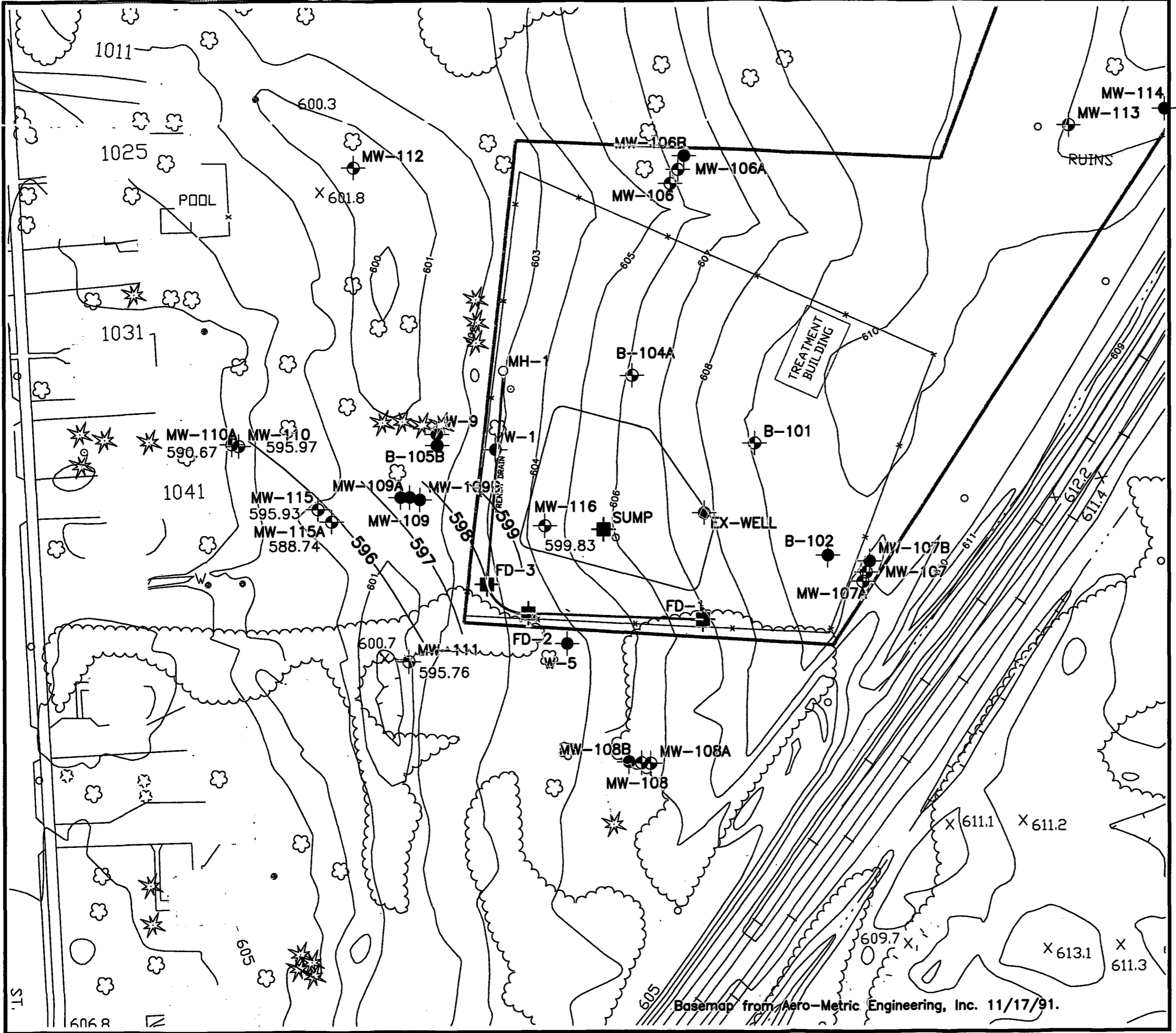
- LEGEND:**
- MW-5A Piezometer Location
 - MW-3 Monitoring Well Location
 - MW-5B Abandoned Well (any filled in well symbol)
 - MH-1 Manhole Location
 - Sump Boundry
 - Property Line
 - 596 Monitoring Well Water Table Contours
 - 602.52 Water Table Elevation at Well
 - 587.62 Water Table Elevation at Piezometer
 - 596 Piezometer Water Table Contours

FIGURE 2
GROUNDWATER ELEVATION CONTOUR
MAP (9/21/2009)

BETTER BRITE-ZINC SHOP
DePERE, WISCONSIN

OMNI ASSOCIATES
 ONE SYSTEMS DRIVE
 APPLETON, WI 54914
 PHONE (920) 735-6900
 FAX (920) 830-6100

PROJECT MANAGER:	PROJECT NO:	N1969A07
PROJECT ENGINEER:	CAD FILE NO:	N1969A07_ZINC
DRAWN BY:	DLD SCALE:	1" = 50'
REVIEWED BY:	DATE:	9/14/2009



LEGEND:

- MW-113 Monitoring Well Location
- MW-11 Abandoned Well (any filled in well symbol)
- MH-1 Manhole Location
- Sump Boundry
- Property Line
- 598 Water Table Contours
- 595.97 Water Table Elevation

FIGURE 2
GROUNDWATER ELEVATION CONTOUR
MAP (7/21/2009)

BETTER BRITE-CHROME SHOP
DePERE, WISCONSIN

OMNI
ASSOCIATES

ONE SYSTEMS DRIVE
APPLETON, WI 54914
PHONE (920) 735-6900
FAX (920) 830-6100

PROJECT MANAGER:	PROJECT NO:	N1969A07
PROJECT ENGINEER:	CAD FILE NO:	N1969A07_CHROME
DRAWN BY:	DLD SCALE:	1" = 50'
REVIEWED BY:	DATE:	9/14/2009

Basemap from Aero-Metric Engineering, Inc. 11/17/91.

Table 1: Groundwater Analytical Results
 Better Brite
 De Pere, Wisconsin

Parameter	Date	Hexavalent Chromium	Chromium	Iron	Sulfate	Sulfide	
NR 140 PAL		10	10	150	125000	NO PAL	
NR 140 ES		100	100	300	250000	NO ES	
CHROME SHOP	Chrome Sump	Aug-94	620000	694000	NA	NA	NA
		Oct-94	300200	297000	NA	NA	NA
		Apr-98	195000	192000	NA	NA	NA
		Jul-98	132000		NA	NA	NA
	French Drain	Aug-94	25800	22000	NA	NA	NA
		Oct-94	32000	31700	NA	NA	NA
		Apr-98	1060	1010	NA	NA	NA
		Jul-98	336	312	NA	NA	NA
	B-101	Aug-94	<10	<3.4	NA	NA	NA
		Oct-94	<10		NA	NA	NA
	MW-106	Aug-94	7	<2.8	NA	NA	NA
		DUP.	<10	<2.8	NA	NA	NA
Oct-94		<10 J	<3.4 J	NA	NA	NA	
DUP.		<10 J	<3.4 J	NA	NA	NA	
Apr-98		<10	<5	NA	NA	NA	
DUP		<10	<5	NA	NA	NA	
MW-106A	Aug-94	<10	<2.8	NA	NA	NA	
	Oct-94	<10 J	<3.4 J	NA	NA	NA	
	Apr-98	<10	<5	NA	NA	NA	
	May-00	<4.2	9.4	NA	NA	NA	
MW-106B	Aug-94	<10	NA	NA	NA	NA	
MW-107	Aug-94	<10	4.1 BJ	NA	NA	NA	
	Oct-94	<10 J	<3.4	NA	NA	NA	
	Apr-98	<10	<5	NA	NA	NA	
	May-00	<4.2	4.2	NA	NA	NA	
	Jun-01	NA	NA	530	50	NA	
	Nov-01	<4.2	26	3900	NA	1800	
	May-02	7.8	1.2	230	NA	2300	
	DUP	100	1.9	490	NA	2800	
	Nov-02	NA	NA	8200	140000	2300	
	May-03	<4.2	1.6	490	95000	1700	
	May-04	6.5	1.7	260	100000	NA	
	May-05	<5.0	0.89	380	97000	NA	
MW-107A	Aug-94	<10	<2.8	NA	NA	NA	
	Oct-94	<10 J	<3.4 J	NA	NA	NA	
	Apr-98	<10	<5	NA	NA	NA	
	May-00	<4.2	16	NA	NA	NA	
MW-107B	Aug-94	<10	NA	NA	NA	NA	
MW-108	Aug-94	<10	<2.8	NA	NA	NA	
	Oct-94	<10	<3.4 J	NA	NA	NA	
	Apr-98	<10	NA	NA	NA	NA	
	DUP	<10	<5	NA	NA	NA	
	Jul-09	NA	16.0	NA	NA	NA	
MW-108A	Aug-94	<10	3.0 BJ	NA	NA	NA	
	Oct-94	<10	<3.4 J	NA	NA	NA	
	Apr-98	<10	<5	NA	NA	NA	
	May-00	<4.2	55	NA	NA	NA	
	Jul-09	NA	NA	NA	NA	NA	
MW-108B	Aug-94	<10	NA	NA	NA	NA	
MW-109	Aug-94	6780	9570	NA	NA	NA	
	Oct-94	2400	1980	NA	NA	NA	
	DUP.	3100	1700	NA	NA	NA	
	Apr-98	16500	18600	NA	NA	NA	
	Jul-98	12200	11100	NA	NA	NA	
MW-109A	Aug-94	<10	<2.8	NA	NA	NA	
	Oct-94	<10	1.3 B	NA	NA	NA	
	Apr-98	<10	<5	NA	NA	NA	
	Jul-98	<10	7	NA	NA	NA	
MW-109B	Aug-94	<10	NA	NA	NA	NA	
	Oct-94	<10	NA	NA	NA	NA	
MW-110	Aug-94	<10	3.6 BJ	NA	NA	NA	
	Oct-94	<10	<3.4 J	NA	NA	NA	
	Apr-98	<10	<5	NA	NA	NA	
	May-00	<4.2	37	NA	NA	NA	
	May-04	<2.5	11	3400	230000	NA	
	May-05	<5.0	0.89	82	70000	NA	
	Oct-06	<6.8	1.8	NA	NA	NA	
	08/21/07	NA	7.4	NA	NA	NA	
07/21/09	NA	5.3	NA	NA	NA		

Concentrations in ug/L
 ES - NR140 Enforcement Standard
 PAL - NR140 Preventive Action Limit
 NA - Compound not analyzed
 Underlined - Concentration exceeds PAL
 Bolded - Concentration exceeds ES

Table 1: Groundwater Analytical Results
 Better Brite
 De Pere, Wisconsin

Parameter	Date	Hexavalent Chromium	Chromium	Iron	Sulfate	Sulfide	
NR 140 PAL		10	10	150	125000	NO PAL	
NR 140 ES		100	100	300	250000	NO ES	
CHROME SHOP CONT'D	MW-110A	Aug-94	<10	<2.8	NA	NA	NA
		Oct-94	<10	<3.4 J	NA	NA	NA
		Apr-98	<10	<5	NA	NA	NA
		May-00	<4.2	25	NA	NA	NA
		Oct-06	<6.8	4.2	NA	NA	NA
		08/21/07	NA	1.9	NA	NA	NA
		07/21/09	NA	1.3	NA	NA	NA
		Aug-94	<10	<3.4	NA	NA	NA
		DUP.	<10	<3.4	NA	NA	NA
		Oct-94	<10	<0.70	NA	NA	NA
MW-111	Apr-98	226	<5	NA	NA	NA	
	Jul-98	22	27	NA	NA	NA	
	Nov-98	<0.5	<0.5	NA	NA	NA	
	May-00	<4.2	36	NA	NA	NA	
	Nov-02	<4.2	43	4400	130000	2600	
	DUP	<4.2	38	3400	100000	280	
	May-03	5.2	33	2700	98000	1400	
	May-04	50	150	5000	93000	NA	
	May-05	250	260	200	87000	NA	
	Nov-05	<5.0	39	12000	98000	NA	
	DUP	<5.0	55	21000	96000	NA	
	Oct-06	<6.8	16	NA	NA	NA	
	08/21/07	NA	25	NA	NA	NA	
	07/21/09	NA	23.6	NA	NA	NA	
	MW-112	Oct-94	<10	<0.70	NA	NA	NA
Nov-94		<10	<2.5	NA	NA	NA	
Apr-98		<10	<5	NA	NA	NA	
May-00		<4.2	4.1	NA	NA	NA	
MW-113	Aug-94	140	99.7	NA	NA	NA	
	Oct-94	<10 J	8.6 B	NA	NA	NA	
	May-95	43	20.3	NA	NA	NA	
	Apr-98	<10	<5	NA	NA	NA	
	Jul-98	<10	12	NA	NA	NA	
May-00	<4.2	22	NA	NA	NA		
MW-114	Mar-95	<10 J	<2.9	NA	NA	NA	
	DUP.	<10 J	<2.9	NA	NA	NA	
	May-95	<10 J	<1.0	NA	NA	NA	
	DUP.	<10 J	<1.0	NA	NA	NA	
MW-115	Apr-98	<10	<5	NA	NA	NA	
	May-00	<4.2	6.0	NA	NA	NA	
	Jun-01	<4.2	<0.52	160	92	NA	
	Nov-01	<4.2	12	1100	NA	3000	
	DUP	<4.2	10	3300	NA	3300	
	May-02	<4.2	38	19000	NA	2800	
	Nov-02	<4.2	38	7000	130000	3100	
	May-03	<4.2	260	9700	90000	1400	
	DUP	<4.2	56	3600	89000	1400	
	May-04	<2.5	1.3	130	34000	NA	
	May-05	<5.0	1.1	320	44000	NA	
	Oct-06	<6.8	2.6	NA	NA	NA	
	08/21/07	NA	10	NA	NA	NA	
07/21/09	NA	5.8	NA	NA	NA		
MW-115A	May-00	<4.2	12.0	NA	NA	NA	
	Oct-06	<6.8	4.6	NA	NA	NA	
	08/21/07	NA	2.7	NA	NA	NA	
	07/21/09	NA	2.9	NA	NA	NA	
MW-116	May-00	1600	470	NA	NA	NA	
	DUP.	1500	460	NA	NA	NA	
	Nov-00	37	23	NA	NA	NA	
	DUP	46	24	NA	NA	NA	
	Jun-01	4400	2300	840	2100	NA	
	Nov-01	3300	2100	690	NA	2400	
	May-02	12000	7300	530	NA	2500	
	Nov-02	5100	3200	720	20000	2900	
	May-03	8900	6000	410	2700000	1700	
	May-04	28000	22000	43	19000	NA	
	DUP	28000	22000	280	24000	NA	
	May-05	52000	52000	950	1900000	NA	
	DUP	54000	53000	710	1800000	NA	
	Nov-05	50000	61000	840	1800000	NA	
	Oct-06	39000	36000	900	1800000	NA	
	DUP	42000	36000	NA	NA	NA	
	08/21/07	NA	39,000	NA	NA	NA	
07/21/09	NA	25,500	NA	NA	NA		

Concentrations in ug/L
 ES - NR140 Enforcement Standard
 PAL - NR140 Preventive Action Limit
 NA - Compound not analyzed
 Underlined - Concentration exceeds PAL
 Bolded - Concentration exceeds ES

Table 1: Groundwater Analytical Results
 Better Brite
 De Pere, Wisconsin

ZINC SHOP	Parameter	Date	Hexavalent Chromium	Chromium	Iron	Sulfate	Sulfide
		NR 140 PAL		10	10	150	125000
	NR 140 ES		100	100	300	250000	NO ES
PF-MW-2	May-00		<4.2	7.6	NA	NA	NA
	Jun-01		<4.2	7.1	NA	NA	NA
	Nov-01		<4.2	10	NA	NA	NA
	May-02		<4.2	<0.52	NA	NA	NA
	Nov-02		<4.2	2.4	NA	NA	NA
	May-03		<4.2	49	NA	NA	NA
MW-3	May-00		230	330	NA	NA	NA
	Nov-00		50	130	NA	NA	NA
	Jun-01		3500	2200	NA	NA	NA
	Nov-01		38	1700	NA	NA	NA
	May-02		<4.2	220	NA	NA	NA
	Nov-02		<4.2	18	NA	NA	NA
	May-03		110	55	NA	NA	NA
	Dup		83	49	NA	NA	NA
	May-04		89	190	NA	NA	NA
	May-05		<5.0	17	NA	NA	NA
	7/21/2009		NA	717	NA	NA	NA
MW-4	Aug-94		<10	<3.4	NA	NA	NA
	DUP		<10	<3.4	NA	NA	NA
	Oct-94		<10 J	<3.4 J	NA	NA	NA
	DUP		<10 J	<3.4 J	NA	NA	NA
	Apr-98		<10	<5	NA	NA	NA
	May-00		<4.2	4.6	NA	NA	NA
	Nov-00		<4.2	2.4	NA	NA	NA
	Jun-01		<4.2	12	NA	NA	NA
	Nov-01		<4.2	7.4	NA	NA	NA
	May-02		<4.2	1.4	NA	NA	NA
	Nov-02		<4.2	15	NA	NA	NA
	May-03		<4.2	27	NA	NA	NA
	May-04		<2.5	1.8	NA	NA	NA
	May-05		<5.0	9	NA	NA	NA
	Nov-05		<5.0	12	NA	NA	NA
MW-4A	Aug-94		<10	<3.4	NA	NA	NA
	Oct-94		<10 J	6.0 B	NA	NA	NA
	Apr-98		<10	<5	NA	NA	NA
	May-00		<4.2	8.7	NA	NA	NA
	Nov-00		<4.2	3.7	NA	NA	NA
	Jun-01		<4.2	3.7	NA	NA	NA
	Nov-01		<4.2	13	NA	NA	NA
	May-02		<4.2	38	NA	NA	NA
	Nov-02		<4.2	28	NA	NA	NA
	May-03		<4.2	32	NA	NA	NA
	May-04		<2.5	0.75	NA	NA	NA
	May-05		<5.0	2	NA	NA	NA
Nov-05		<5.0	2.8	NA	NA	NA	
MW-4B	Oct-94		<10	<0.70	NA	NA	NA
	Nov-94		<10	<2.5	NA	NA	NA
MW-5	Aug-94		1590	827	NA	NA	NA
	Oct-94		460 J	299 J	NA	NA	NA
	DUP		510 J	763 J	NA	NA	NA
	Apr-98		212	631	NA	NA	NA
	DUP		207	667	NA	NA	NA
	Jul-98		1420	1230	NA	NA	NA
	May-00		120	190	NA	NA	NA
	Nov-00		<4.2	6.6	NA	NA	NA
	Jun-01		590	450	NA	NA	NA
	Nov-02		2200	2200	NA	NA	NA
	DUP		2200	2200	NA	NA	NA
	May-03		4900	3600	NA	NA	NA
	May-04		4700	3100	NA	NA	NA
	May-05		4000	3200	NA	NA	NA
	Oct-06		4900	4000	NA	NA	NA
08/21/07		NA	2,700	NA	NA	NA	
07/21/09		NA	2,210	NA	NA	NA	

Concentrations in ug/L
 ES - NR140 Enforcement Standard
 PAL - NR140 Preventive Action Limit
 NA - Compound not analyzed
 Underlined - Concentration exceeds PAL
 Bolded - Concentration exceeds ES

Table 1: Groundwater Analytical Results
 Better Brite
 De Pere, Wisconsin

ZINC SHOP CONT'D	Parameter	Date	Hexavalent Chromium	Chromium	Iron	Sulfate	Sulfide
		NR 140 PAL		10	10	150	125000
	NR 140 ES		100	100	300	250000	NO ES
MW-5A	Aug-94		<10	<3.4	NA	NA	NA
	Oct-94		<10	<3.4 J	NA	NA	NA
	Apr-98		<10	<5	NA	NA	NA
	May-00		<4.2	6.5	NA	NA	NA
	Nov-00		340	380	NA	NA	NA
	Jun-01		<4.2	3.9	NA	NA	NA
	Nov-02		<4.2	34	NA	NA	NA
	May-03		<4.2	22	NA	NA	NA
	DUP		<4.2	49	NA	NA	NA
	May-04		<2.5	2.7	NA	NA	NA
May-05		<5.0	7.6	NA	NA	NA	
MW-5B	Aug-94		NA	NA	NA	NA	NA
	Oct-94		<10	<5	NA	NA	NA
MW-6	Aug-94		15900	39200	NA	NA	NA
	Oct-94		47000	41,900 J	NA	NA	NA
	Apr-98		7650	4560	NA	NA	NA
	May-00		23000	26000	NA	NA	NA
	Nov-00		26000	23000	NA	NA	NA
	Jun-01		14000	15000	NA	NA	NA
	Nov-01		25000	29000	NA	NA	NA
	May-02		13000	13000	NA	NA	NA
	Nov-02		21000	22000	NA	NA	NA
	May-03		11000	9300	NA	NA	NA
	May-04		13000	15000	NA	NA	NA
	May-05		12000	11000	NA	NA	NA
	DUP		12000	11000	NA	NA	NA
	Oct-06		12000	12000	NA	NA	NA
	DUP		14000	12000	NA	NA	NA
	08/21/07		NA	8,900	NA	NA	NA
07/21/09		NA	10,400	NA	NA	NA	
MW-6A	Aug-94		<10	4.9 B	NA	NA	NA
	Oct-94		<10	<3.4 J	NA	NA	NA
	Apr-98		<10	<5	NA	NA	NA
	May-00		6.6	22	NA	NA	NA
	Nov-00		<4.2	13	NA	NA	NA
	8/01		<4.2	11	NA	NA	NA
	Nov-01		<4.2	7.1	NA	NA	NA
	May-02		<4.2	51	NA	NA	NA
	Nov-02		<4.2	83	NA	NA	NA
	May-03		<4.2	59	NA	NA	NA
	May-04		<2.5	3.4	NA	NA	NA
May-05		<5.0	12	NA	NA	NA	
MW-6B	Aug-94		<10	NA	NA	NA	NA
MW-7	Aug-94		<10	6.6 BJ	NA	NA	NA
	DUP		<10	<2.8	NA	NA	NA
	Oct-94		<10 J	36.4 J	NA	NA	NA
	Apr-98		<10	<5	NA	NA	NA
	DUP		<10	<5	NA	NA	NA
	May-00		<4.2	3.9	NA	NA	NA
	Nov-00		<4.2	1.1	NA	NA	NA
	Jun-01		<4.2	2.7	NA	NA	NA
	Nov-01		<4.2	9.7	NA	NA	NA
	May-02		<4.2	3.2	NA	NA	NA
	Nov-02		<4.2	1.9	NA	NA	NA
	May-03		<4.2	0.91	NA	NA	NA
	May-04		<2.5	0.88	NA	NA	NA
	May-05		<5.0	32	NA	NA	NA
08/21/07		NA	4.4	NA	NA	NA	
07/21/09		NA	9	NA	NA	NA	

Concentrations in ug/L
 ES - NR140 Enforcement Standard
 PAL - NR140 Preventive Action Limit
 NA - Compound not analyzed
 Underlined - Concentration exceeds PAL
 Bolded - Concentration exceeds ES

Table 1: Groundwater Analytical Results
 Better Brite
 De Pere, Wisconsin

	Parameter	Date	Hexavalent Chromium	Chromium	Iron	Sulfate	Sulfide
	NR 140 PAL		10	10	150	125000	NO PAL
	NR 140 ES		100	100	300	250000	NO ES
ZINC SHOP CONT'D	MW-7A	Aug-94	<10	<2.8	NA	NA	NA
		Oct-94	<10 J	<3.4 J	NA	NA	NA
		Apr-98	<10	<5	NA	NA	NA
		May-00	<4.2	4.7	NA	NA	NA
		Nov-00	7.9	5	NA	NA	NA
		Jun-01	<4.2	2.5	NA	NA	NA
		Nov-01	<4.2	<.52	NA	NA	NA
		May-02	<4.2	1.4	NA	NA	NA
		Nov-02	<4.2	0.98	NA	NA	NA
		May-03	<4.2	0.85	NA	NA	NA
		May-04	3.9	2.2	NA	NA	NA
		May-05	<5.0	0.65	NA	NA	NA
		Oct-94	<10	<0.70	NA	NA	NA
		Nov-94	<10	<2.5	NA	NA	NA
	DUP	<10	<2.5	NA	NA	NA	
	Apr-98	<10	<5	NA	NA	NA	
	May-00	<4.2	15	NA	NA	NA	
	Nov-00	13	13	NA	NA	NA	
	Jun-01	5.3	2	NA	NA	NA	
	Nov-01	<4.2	2.3	NA	NA	NA	
	DUP	<4.2	6.7	NA	NA	NA	
	May-02	<4.2	4	NA	NA	NA	
	Nov-02	<4.2	23	NA	NA	NA	
	May-03	<4.2	2.2	NA	NA	NA	
	May-04	<2.5	1.7	NA	NA	NA	
	May-05	<5.0	1.1	NA	NA	NA	
	08/21/07	NA	2.3	NA	NA	NA	
	Oct-94	<10	<0.70	NA	NA	NA	
	Nov-94	<10	<2.5	NA	NA	NA	
	Apr-98	<10	<5	NA	NA	NA	
	May-00	<4.2	16	NA	NA	NA	
	Nov-00	<4.2	34	NA	NA	NA	
	Jun-01	<4.2	3.7	NA	NA	NA	
	Nov-01	<4.2	14	NA	NA	NA	
	May-02	<4.2	2.5	NA	NA	NA	
	DUP	<4.2	11	NA	NA	NA	
	Nov-02	<4.2	20	NA	NA	NA	
	May-03	<4.2	13	NA	NA	NA	
	May-04	3.9	0.59	NA	NA	NA	
	May-05	<5.0	2.6	NA	NA	NA	
	08/21/07	NA	0.92	NA	NA	NA	
	Aug-94	400	697	NA	NA	NA	
	Oct-94	470 J	442 J	NA	NA	NA	
	Apr-98	209	<5	NA	NA	NA	
	Jul-98	60	75	NA	NA	NA	
Nov-00	13	15	NA	NA	NA		
DUP	19	51	NA	NA	NA		
Jun-01	28	180	NA	NA	NA		
Nov-01	35	76	NA	NA	NA		
May-02	75	72	NA	NA	NA		
Nov-02	67	80	NA	NA	NA		
May-03	32	53	NA	NA	NA		
May-04	54	63	NA	NA	NA		
Dup	50	46	NA	NA	NA		
May-05	28	41	NA	NA	NA		
Oct-06	17	34	NA	NA	NA		
08/21/07	NA	52	NA	NA	NA		
07/21/09	NA	33.3	NA	NA	NA		

Concentrations in ug/L
 ES - NR140 Enforcement Standard
 PAL - NR140 Preventive Action Limit
 NA - Compound not analyzed
 Underlined - Concentration exceeds PAL
 Bolded - Concentration exceeds ES

Table 1: Groundwater Analytical Results
 Better Brite
 De Pere, Wisconsin

Parameter	Date	Hexavalent Chromium	Chromium	Iron	Sulfate	Sulfide		
NR 140 PAL		10	10	150	125000	NO PAL		
NR 140 ES		100	100	300	250000	NO ES		
ZINC SHOP CONT'D	MW-10	Aug-94	60300	53100	NA	NA	NA	
		Oct-94	60800 J	43,500 J	NA	NA	NA	
		Nov-00	20000	18000	NA	NA	NA	
		Jun-01	<4.2	20	NA	NA	NA	
		Nov-02	35000	38000	NA	NA	NA	
		May-03	38000	37000	NA	NA	NA	
		May-04	25000	22000	NA	NA	NA	
		Nov-05	13000	13000	NA	NA	NA	
		Oct-06	14000	13000	NA	NA	NA	
		08/21/07	NA	17,000	NA	NA	NA	
	MW-11	May-95	<10	<1.0	NA	NA	NA	
		Apr-98	<10	<5	NA	NA	NA	
		May-00	<4.2	7.0	NA	NA	NA	
		Nov-00	<4.2	4.1	NA	NA	NA	
		Jun-01	<4.2	3.6	NA	NA	NA	
		Nov-01	<4.2	7.8	NA	NA	NA	
		May-02	17	<20	NA	NA	NA	
		Nov-02	<4.2	27	NA	NA	NA	
		May-03	<4.2	12	NA	NA	NA	
		May-04	<2.5	2.3	NA	NA	NA	
		May-05	<5.0	2.8	NA	NA	NA	
		MW-12	Mar-95	<10 J	<2.9	NA	NA	NA
			May-95	<10	<1.0	NA	NA	NA
	Apr-98		<10	<5	NA	NA	NA	
	May-00		<4.2	4.8	NA	NA	NA	
	Nov-00		<4.2	6	NA	NA	NA	
	Jun-01		<4.2	6.4	NA	NA	NA	
	Nov-01		<4.2	<0.52	NA	NA	NA	
	May-02		<4.2	4.8	NA	NA	NA	
	Nov-02		<4.2	1.3	NA	NA	NA	
	May-03		<4.2	1.3	NA	NA	NA	
	May-04		<2.5	1.8	NA	NA	NA	
	MW-13	May-05	<5.0	8.1	NA	NA	NA	
		Mar-95	<10 J	<2.9	NA	NA	NA	
	Zinc Sump	May-95	<10	<1.0	NA	NA	NA	
		Aug-94	89000	209000	NA	NA	NA	
		Oct-94	144900	277000	NA	NA	NA	
		Apr-98	66000	38300	NA	NA	NA	
		Jul-98	131000	131000	NA	NA	NA	
		May-00	1800	1700	NA	NA	NA	
		Nov-00	41000	27000	NA	NA	NA	
		Jun-01	40000	110000	NA	NA	NA	
		Nov-01	23000	56000	NA	NA	NA	
		May-02	43000	14000	NA	NA	NA	
		Nov-03	23000	30000	NA	NA	NA	
		May-03	8400	6800	NA	NA	NA	
		May-04	24000	6400	NA	NA	NA	
May-05		15000	13000	NA	NA	NA		
Oct-06		7500	5900	NA	NA	NA		
08/21/07	NA	20,000	NA	NA	NA			
07/21/09	NA	14,800	NA	NA	NA			
Private	Aug-94	<10	<10	NA	NA	NA		
	Aug-94	<10	<10	NA	NA	NA		
Municipal	DUP.	<10	<10	NA	NA	NA		
	Oct-94	<10	<10	NA	NA	NA		
	DUP.	<10	<10	NA	NA	NA		
USGS	Oct-94	<10	0.75 B	NA	NA	NA		
USGS-A	Oct-94	<10	11.9	NA	NA	NA		

Concentrations in ug/L
 ES - NR140 Enforcement Standard
 PAL - NR140 Preventive Action Limit
 NA - Compound not analyzed
 Underlined - Concentration exceeds PAL
 Bolded - Concentration exceeds ES

Well Specific Field Sheets

Facility Name: Former Better Brite - Chrome Shop

Date: July 21, 2009

Weather Conditions: Clouds, 65

Person(s) Sampling: Dave Fries

Sampling Equipment:

Enviroline disposable bailers, Solonist 101 water level meter.

Well Name	MW108	MW110	MW110A	MW111	MW115	MW115A	MW116
Top of PVC Casing Elevation (MSL)		603.05	603.31	600.76	601.04	601.01	604.28
Ground Surface Elevation (MSL)							
Depth to Bottom of Well (ft)							
Screen Top (MSL)		603.05	603.31	600.76	601.04	601.01	604.28
Screen Bottom (MSL)		603.05	603.31	600.76	601.04	601.01	604.28
Screen Length (ft)							
Water Elevation (MSL)		595.97	590.67	595.76	595.93	588.74	599.83
Water Elevation (ft from ground surface)		-595.97	-590.67	-595.76	-595.93	-588.74	-599.83
Measured Depth to Water (ft)	13.56	7.08	12.64	5.00	5.11	12.27	4.45
Time Purging Begun	1:00	11:10	11:21	12:51	12:11	11:42	12:37
Time Purging Completed	1:12	11:16	11:31	1:00	12:20	12:00	12:46
Amount Purged (gal)	2.00	2.00	2.00	2.00	2.00	2.00	2.00
Purged Dry? (Y/N)	Yes	Yes	No	Yes	Yes	Yes	No
Temperature (°C)							
Conductivity (µS)							
pH (std. units)							
Dissolved Oxygen (mg/L)							
ORP (mV)							
Ferrous Iron (mg/L)							
Nitrate (mg/L)							
Color (Y/N)	No	No	No	No	sl. Yellow	No	yellow
Odor (Y/N)	No	No	No	No	No	No	No
Turbidity (Y/N)	No	No	No	No	No	No	No
Sampling Parameters	tot. Chrom	tot. Chrom	tot. Chrom	tot. Chrom	tot. Chrom	tot. Chrom	tot. Chrom
Time Sample Withdrawn	1:13	11:16	11:32	1:02	12:21	12:00	12:47
Sample field filtered? (Y/N)	N	N	N	N	N	N	N
Time filtered	—	—	—	—	—	—	—
Well secured? (Y/N)	Y	Y	Y	Y	Y	Y	Y

Well Specific Field Sheets

Facility Name: Former Better Brite - Zinc Shop

Date: July 21, 2009

Weather Conditions: Clouds, 65

Person(s) Sampling: Dave Fries

Sampling Equipment:

Enviroline disposable bailers, Solonist 101 water level meter.

Well Name	MW3	MW5	MW6	MW7	MW8	MW8A	MW9	MW10	SUMP
Top of PVC Casing Elevation (MSL)	602.52	600.81	602.33	600.60	598.18	598.59	601.66	601.53	
Ground Surface Elevation (MSL)									
Depth to Bottom of Well (ft)									
Screen Top (MSL)	602.52	600.81	602.33	600.60	598.18	598.59	601.66	601.53	0.00
Screen Bottom (MSL)	602.52	600.81	602.33	600.60	598.18	598.59	601.66	601.53	0.00
Screen Length (ft)									
Water Elevation (MSL)	602.52	592.09	593.74	592.87	598.18	598.59	594.46	601.53	0.00
Water Elevation (ft from ground surface)	-602.52	-592.09	-593.74	-592.87	-598.18	-598.59	-594.46	-601.53	0.00
Measured Depth to Water (ft)		8.72	8.59	7.73			7.20		
Time Purging Begun	9:00 AM	8:41	8:15	9:43			7:51		-
Time Purging Completed	9:20 AM	8:52	8:21	9:56			8:00		-
Amount Purged (gal)	2.00	2.00	2.00	2.00	2.00	2.00	2.00	2.00	-
Purged Dry? (Y/N)	No	Yes	Yes	No	No	No	No	No	-
Temperature (°C)									
Conductivity (µS)									
pH (std. units)									
Dissolved Oxygen (mg/L)									
ORP (mV)									
Ferrous Iron (mg/L)									
Nitrate (mg/L)									
Color (Y/N)	No	No	yellow	No			No		yellow
Odor (Y/N)	No	No	No	No			No		No
Turbidity (Y/N)	No	No	No	No			No		No
Sampling Parameters	tot. Chrom	tot. Chrom	tot. Chrom	tot. Chrom	tot. Chrom	tot. Chrom	tot. Chrom	tot. Chrom	tot. Chrom
Time Sample Withdrawn	9:21 AM	8:52	8:21	9:57			8:01		9:32
Sample field filtered? (Y/N)	N	N	N	N	N	N	N	N	N
Time filtered	-	-	-	-	-	-	-	-	-
Well secured? (Y/N)	Y	Y	Y	Y	Y	Y	Y	Y	Y



Pace Analytical Services, Inc.
1241 Bellevue Street - Suite 9
Green Bay, WI 54302
(920)469-2436

July 24, 2009

Dave Fries
OMNNI ASSOCIATES, INC.
One Systems Dr
Appleton, WI 549141654

RE: Project: N1969A07 BETTER BRITE
Pace Project No.: 4020165

Dear Dave Fries:

Enclosed are the analytical results for sample(s) received by the laboratory on July 22, 2009. The results relate only to the samples included in this report. Results reported herein conform to the most current NELAC standards, where applicable, unless otherwise narrated in the body of the report.

If you have any questions concerning this report, please feel free to contact me.

Sincerely,

Steven Mleczko

steve.mleczko@pacelabs.com
Project Manager

Enclosures

REPORT OF LABORATORY ANALYSIS

Page 1 of 9

This report shall not be reproduced, except in full,
without the written consent of Pace Analytical Services, Inc..



CERTIFICATIONS

Project: N1969A07 BETTER BRITE
Pace Project No.: 4020165

Green Bay Certification IDs

Wisconsin DATCP Certification #: 105-444
Wisconsin DATCP Certification #: 105-444
Wisconsin Certification #: 405132750
Wisconsin Certification #: 405132750
South Carolina Certification #: 83006001
South Carolina Certification #: 83006001
North Dakota Certification #: R-200
North Dakota Certification #: R-150
North Carolina Certification #: 503
North Carolina Certification #: 503
New York Certification #: 11887

New York Certification #: 11888
Minnesota Certification #: 055-999-334
Minnesota Certification #: 055-999-334
Louisiana Certification #: 04169
Louisiana Certification #: 04168
Kentucky Certification #: 83
Kentucky Certification #: 82
Illinois Certification #: 200051
Illinois Certification #: 200050
Florida/NELAP Certification #: E87951
Florida/NELAP Certification #: E87948

REPORT OF LABORATORY ANALYSIS

Page 2 of 9

This report shall not be reproduced, except in full,
without the written consent of Pace Analytical Services, Inc..



SAMPLE SUMMARY

Project: N1969A07 BETTER BRITE
Pace Project No.: 4020165

Lab ID	Sample ID	Matrix	Date Collected	Date Received
4020165001	TRIP	Water	07/21/09 06:30	07/22/09 13:50
4020165002	DUPLICATE - ZINC	Water	07/21/09 00:00	07/22/09 13:50
4020165003	MW3	Water	07/21/09 09:21	07/22/09 13:50
4020165004	MW5	Water	07/21/09 08:52	07/22/09 13:50
4020165005	MW6	Water	07/21/09 08:21	07/22/09 13:50
4020165006	MW7	Water	07/21/09 09:57	07/22/09 13:50
4020165007	MW9	Water	07/21/09 08:01	07/22/09 13:50
4020165008	SUMP	Water	07/21/09 09:32	07/22/09 13:50
4020165009	DUPLICATE-CHROME	Water	07/21/09 00:00	07/22/09 13:50
4020165010	MW110	Water	07/21/09 11:16	07/22/09 13:50
4020165011	MW110A	Water	07/21/09 11:32	07/22/09 13:50
4020165012	MW111	Water	07/21/09 13:02	07/22/09 13:50
4020165013	MW115	Water	07/21/09 12:21	07/22/09 13:50
4020165014	MW115A	Water	07/21/09 12:00	07/22/09 13:50
4020165015	MW116	Water	07/21/09 12:47	07/22/09 13:50
4020165016	MW108	Water	07/21/09 15:13	07/22/09 13:50

REPORT OF LABORATORY ANALYSIS

This report shall not be reproduced, except in full,
without the written consent of Pace Analytical Services, Inc..



SAMPLE ANALYTE COUNT

Project: N1969A07 BETTER BRITE
Pace Project No.: 4020165

Lab ID	Sample ID	Method	Analysts	Analytes Reported	Laboratory
4020165001	TRIP	EPA 6010	DLB	1	PASI-G
4020165002	DUPLICATE - ZINC	EPA 6010	DLB	1	PASI-G
4020165003	MW3	EPA 6010	DLB	1	PASI-G
4020165004	MW5	EPA 6010	DLB	1	PASI-G
4020165005	MW6	EPA 6010	DLB	1	PASI-G
4020165006	MW7	EPA 6010	DLB	1	PASI-G
4020165007	MW9	EPA 6010	DLB	1	PASI-G
4020165008	SUMP	EPA 6010	DLB	1	PASI-G
4020165009	DUPLICATE-CHROME	EPA 6010	DLB	1	PASI-G
4020165010	MW110	EPA 6010	DLB	1	PASI-G
4020165011	MW110A	EPA 6010	DLB	1	PASI-G
4020165012	MW111	EPA 6010	DLB	1	PASI-G
4020165013	MW115	EPA 6010	DLB	1	PASI-G
4020165014	MW115A	EPA 6010	DLB	1	PASI-G
4020165015	MW116	EPA 6010	DLB	1	PASI-G
4020165016	MW108	EPA 6010	DLB	1	PASI-G

REPORT OF LABORATORY ANALYSIS

This report shall not be reproduced, except in full,
without the written consent of Pace Analytical Services, Inc..



ANALYTICAL RESULTS

Project: N1969A07 BETTER BRITE
Pace Project No.: 4020165

Sample: TRIP Lab ID: 4020165001 Collected: 07/21/09 06:30 Received: 07/22/09 13:50 Matrix: Water

Parameters	Results	Units	LOQ	LOD	DF	Prepared	Analyzed	CAS No.	Qual
------------	---------	-------	-----	-----	----	----------	----------	---------	------

6010 MET ICP Analytical Method: EPA 6010 Preparation Method: EPA 3010
Chromium 0.40J ug/L 5.0 0.32 1 07/22/09 18:00 07/23/09 10:49 7440-47-3

Sample: DUPLICATE - ZINC Lab ID: 4020165002 Collected: 07/21/09 00:00 Received: 07/22/09 13:50 Matrix: Water

Parameters	Results	Units	LOQ	LOD	DF	Prepared	Analyzed	CAS No.	Qual
------------	---------	-------	-----	-----	----	----------	----------	---------	------

6010 MET ICP Analytical Method: EPA 6010 Preparation Method: EPA 3010
Chromium 717 ug/L 5.0 0.32 1 07/22/09 18:00 07/23/09 11:00 7440-47-3

Sample: MW3 Lab ID: 4020165003 Collected: 07/21/09 09:21 Received: 07/22/09 13:50 Matrix: Water

Parameters	Results	Units	LOQ	LOD	DF	Prepared	Analyzed	CAS No.	Qual
------------	---------	-------	-----	-----	----	----------	----------	---------	------

6010 MET ICP Analytical Method: EPA 6010 Preparation Method: EPA 3010
Chromium 717 ug/L 5.0 0.32 1 07/22/09 18:00 07/23/09 11:13 7440-47-3

Sample: MW5 Lab ID: 4020165004 Collected: 07/21/09 08:52 Received: 07/22/09 13:50 Matrix: Water

Parameters	Results	Units	LOQ	LOD	DF	Prepared	Analyzed	CAS No.	Qual
------------	---------	-------	-----	-----	----	----------	----------	---------	------

6010 MET ICP Analytical Method: EPA 6010 Preparation Method: EPA 3010
Chromium 2210 ug/L 5.0 0.32 1 07/22/09 18:00 07/23/09 11:17 7440-47-3

Sample: MW6 Lab ID: 4020165005 Collected: 07/21/09 08:21 Received: 07/22/09 13:50 Matrix: Water

Parameters	Results	Units	LOQ	LOD	DF	Prepared	Analyzed	CAS No.	Qual
------------	---------	-------	-----	-----	----	----------	----------	---------	------

6010 MET ICP Analytical Method: EPA 6010 Preparation Method: EPA 3010
Chromium 10400 ug/L 5.0 0.32 1 07/22/09 18:00 07/23/09 11:21 7440-47-3

Sample: MW7 Lab ID: 4020165006 Collected: 07/21/09 09:57 Received: 07/22/09 13:50 Matrix: Water

Parameters	Results	Units	LOQ	LOD	DF	Prepared	Analyzed	CAS No.	Qual
------------	---------	-------	-----	-----	----	----------	----------	---------	------

6010 MET ICP Analytical Method: EPA 6010 Preparation Method: EPA 3010
Chromium 9.0 ug/L 5.0 0.32 1 07/22/09 18:00 07/23/09 11:25 7440-47-3

Date: 07/24/2009 04:26 PM

REPORT OF LABORATORY ANALYSIS

Page 5 of 9

This report shall not be reproduced, except in full,
without the written consent of Pace Analytical Services, Inc..



ANALYTICAL RESULTS

Project: N1969A07 BETTER BRITE
Pace Project No.: 4020165

Sample: MW9 Lab ID: 4020165007 Collected: 07/21/09 08:01 Received: 07/22/09 13:50 Matrix: Water

Parameters	Results	Units	LOQ	LOD	DF	Prepared	Analyzed	CAS No.	Qual
6010 MET ICP Analytical Method: EPA 6010 Preparation Method: EPA 3010									
Chromium	33.3	ug/L	5.0	0.32	1	07/22/09 18:00	07/23/09 11:29	7440-47-3	

Sample: SUMP Lab ID: 4020165008 Collected: 07/21/09 09:32 Received: 07/22/09 13:50 Matrix: Water

Parameters	Results	Units	LOQ	LOD	DF	Prepared	Analyzed	CAS No.	Qual
6010 MET ICP Analytical Method: EPA 6010 Preparation Method: EPA 3010									
Chromium	14800	ug/L	5.0	0.32	1	07/22/09 18:00	07/23/09 11:33	7440-47-3	

Sample: DUPLICATE-CHROME Lab ID: 4020165009 Collected: 07/21/09 00:00 Received: 07/22/09 13:50 Matrix: Water

Parameters	Results	Units	LOQ	LOD	DF	Prepared	Analyzed	CAS No.	Qual
6010 MET ICP Analytical Method: EPA 6010 Preparation Method: EPA 3010									
Chromium	2.5J	ug/L	5.0	0.32	1	07/22/09 18:00	07/23/09 11:37	7440-47-3	

Sample: MW110 Lab ID: 4020165010 Collected: 07/21/09 11:16 Received: 07/22/09 13:50 Matrix: Water

Parameters	Results	Units	LOQ	LOD	DF	Prepared	Analyzed	CAS No.	Qual
6010 MET ICP Analytical Method: EPA 6010 Preparation Method: EPA 3010									
Chromium	5.3	ug/L	5.0	0.32	1	07/22/09 18:00	07/24/09 09:48	7440-47-3	

Sample: MW110A Lab ID: 4020165011 Collected: 07/21/09 11:32 Received: 07/22/09 13:50 Matrix: Water

Parameters	Results	Units	LOQ	LOD	DF	Prepared	Analyzed	CAS No.	Qual
6010 MET ICP Analytical Method: EPA 6010 Preparation Method: EPA 3010									
Chromium	1.3J	ug/L	5.0	0.32	1	07/22/09 18:00	07/23/09 11:41	7440-47-3	

Sample: MW111 Lab ID: 4020165012 Collected: 07/21/09 13:02 Received: 07/22/09 13:50 Matrix: Water

Parameters	Results	Units	LOQ	LOD	DF	Prepared	Analyzed	CAS No.	Qual
6010 MET ICP Analytical Method: EPA 6010 Preparation Method: EPA 3010									
Chromium	23.6	ug/L	5.0	0.32	1	07/22/09 18:00	07/23/09 11:45	7440-47-3	

Date: 07/24/2009 04:26 PM

REPORT OF LABORATORY ANALYSIS

Page 6 of 9

This report shall not be reproduced, except in full,
without the written consent of Pace Analytical Services, Inc..



ANALYTICAL RESULTS

Project: N1969A07 BETTER BRITE
Pace Project No.: 4020165

Sample: MW115 Lab ID: 4020165013 Collected: 07/21/09 12:21 Received: 07/22/09 13:50 Matrix: Water

Parameters	Results	Units	LOQ	LOD	DF	Prepared	Analyzed	CAS No.	Qual
6010 MET ICP Analytical Method: EPA 6010 Preparation Method: EPA 3010									
Chromium	5.8	ug/L	5.0	0.32	1	07/22/09 18:00	07/23/09 11:49	7440-47-3	

Sample: MW115A Lab ID: 4020165014 Collected: 07/21/09 12:00 Received: 07/22/09 13:50 Matrix: Water

Parameters	Results	Units	LOQ	LOD	DF	Prepared	Analyzed	CAS No.	Qual
6010 MET ICP Analytical Method: EPA 6010 Preparation Method: EPA 3010									
Chromium	2.9J	ug/L	5.0	0.32	1	07/22/09 18:00	07/23/09 12:00	7440-47-3	

Sample: MW116 Lab ID: 4020165015 Collected: 07/21/09 12:47 Received: 07/22/09 13:50 Matrix: Water

Parameters	Results	Units	LOQ	LOD	DF	Prepared	Analyzed	CAS No.	Qual
6010 MET ICP Analytical Method: EPA 6010 Preparation Method: EPA 3010									
Chromium	25500	ug/L	5.0	0.32	1	07/22/09 18:00	07/23/09 12:04	7440-47-3	

Sample: MW108 Lab ID: 4020165016 Collected: 07/21/09 15:13 Received: 07/22/09 13:50 Matrix: Water

Parameters	Results	Units	LOQ	LOD	DF	Prepared	Analyzed	CAS No.	Qual
6010 MET ICP Analytical Method: EPA 6010 Preparation Method: EPA 3010									
Chromium	16.0	ug/L	5.0	0.32	1	07/22/09 18:00	07/23/09 12:08	7440-47-3	

QUALITY CONTROL DATA

Project: N1969A07 BETTER BRITE
Pace Project No.: 4020165

QC Batch: MPRP/2822 Analysis Method: EPA 6010
QC Batch Method: EPA 3010 Analysis Description: 6010 MET
Associated Lab Samples: 4020165001, 4020165002, 4020165003, 4020165004, 4020165005, 4020165006, 4020165007, 4020165008, 4020165009, 4020165010, 4020165011, 4020165012, 4020165013, 4020165014, 4020165015, 4020165016

METHOD BLANK: 185640 Matrix: Water
Associated Lab Samples: 4020165001, 4020165002, 4020165003, 4020165004, 4020165005, 4020165006, 4020165007, 4020165008, 4020165009, 4020165010, 4020165011, 4020165012, 4020165013, 4020165014, 4020165015, 4020165016

Parameter	Units	Blank Result	Reporting Limit	Analyzed	Qualifiers
Chromium	ug/L	<0.32	5.0	07/23/09 10:41	

LABORATORY CONTROL SAMPLE: 185641

Parameter	Units	Spike Conc.	LCS Result	LCS % Rec	% Rec Limits	Qualifiers
Chromium	ug/L	500	507	101	80-120	

MATRIX SPIKE & MATRIX SPIKE DUPLICATE: 185642 185643

Parameter	Units	4020165001 Result	MS Spike Conc.	MSD Spike Conc.	MS Result	MSD Result	MS % Rec	MSD % Rec	% Rec Limits	Max RPD	Qual
Chromium	ug/L	0.40J	500	500	499	499	100	100	75-125	.06 20	

QUALIFIERS

Project: N1969A07 BETTER BRITE
Pace Project No.: 4020165

DEFINITIONS

DF - Dilution Factor, if reported, represents the factor applied to the reported data due to changes in sample preparation, dilution of the sample aliquot, or moisture content.

ND - Not Detected at or above adjusted reporting limit.

J - Estimated concentration above the adjusted method detection limit and below the adjusted reporting limit.

MDL - Adjusted Method Detection Limit.

S - Surrogate

1,2-Diphenylhydrazine (8270 listed analyte) decomposes to Azobenzene.

Consistent with EPA guidelines, unrounded data are displayed and have been used to calculate % recovery and RPD values.

LCS(D) - Laboratory Control Sample (Duplicate)

MS(D) - Matrix Spike (Duplicate)

DUP - Sample Duplicate

RPD - Relative Percent Difference

NC - Not Calculable.

Pace Analytical is NELAP accredited. Contact your Pace PM for the current list of accredited analytes.

U - Indicates the compound was analyzed for, but not detected.

LABORATORIES

PASI-G Pace Analytical Services - Green Bay



Sample Condition Upon Receipt

Client Name: Omni Project # 4020165

Courier: Fed Ex UPS USPS Client Commercial Pace Other _____
Tracking #: _____



Custody Seal on Cooler/Box Present: yes no Seals intact: yes no

Packing Material: Bubble Wrap Bubble Bags None Other _____

Thermometer Used _____ Type of Ice: Wet Blue None Samples on ice, cooling process has begun

Cooler Temperature ROI
Temp should be above freezing to 6°C

Biological Tissue is Frozen: Yes No

Date and Initials of person examining contents: 7/22/09 MEN

Chain of Custody Present:	<input checked="" type="checkbox"/> Yes <input type="checkbox"/> No <input type="checkbox"/> N/A	1.
Chain of Custody Filled Out:	<input checked="" type="checkbox"/> Yes <input type="checkbox"/> No <input type="checkbox"/> N/A	2.
Chain of Custody Relinquished:	<input checked="" type="checkbox"/> Yes <input type="checkbox"/> No <input type="checkbox"/> N/A	3.
Sampler Name & Signature on COC:	<input checked="" type="checkbox"/> Yes <input type="checkbox"/> No <input type="checkbox"/> N/A	4.
Samples Arrived within Hold Time:	<input checked="" type="checkbox"/> Yes <input type="checkbox"/> No <input type="checkbox"/> N/A	5.
Short Hold Time Analysis (<72hr):	<input type="checkbox"/> Yes <input checked="" type="checkbox"/> No <input type="checkbox"/> N/A	6.
Rush Turn Around Time Requested:	<input type="checkbox"/> Yes <input checked="" type="checkbox"/> No <input type="checkbox"/> N/A	7.
Sufficient Volume:	<input type="checkbox"/> Yes <input checked="" type="checkbox"/> No <input type="checkbox"/> N/A	8. <u>no volume rec'd for MW8, MW8A, or MW10</u>
Correct Containers Used:	<input checked="" type="checkbox"/> Yes <input type="checkbox"/> No <input type="checkbox"/> N/A	9.
-Pace Containers Used:	<input checked="" type="checkbox"/> Yes <input type="checkbox"/> No <input type="checkbox"/> N/A	
Containers Intact:	<input checked="" type="checkbox"/> Yes <input type="checkbox"/> No <input type="checkbox"/> N/A	10.
Filtered volume received for Dissolved tests	<input type="checkbox"/> Yes <input type="checkbox"/> No <input checked="" type="checkbox"/> N/A	11.
Sample Labels match COC:	<input checked="" type="checkbox"/> Yes <input type="checkbox"/> No <input type="checkbox"/> N/A	12.
-Includes date/time/ID/Analysis Matrix: <u>W</u>		
All containers needing preservation have been checked.	<input checked="" type="checkbox"/> Yes <input type="checkbox"/> No <input type="checkbox"/> N/A	13. <u>1ML HNO3 added to MW110 (-D10) @ 1430</u>
All containers needing preservation are found to be in compliance with EPA recommendation.	<input type="checkbox"/> Yes <input checked="" type="checkbox"/> No <input type="checkbox"/> N/A	
exceptions: VOA, coliform, TOC, O&G, WI-DRO (water)	<input type="checkbox"/> Yes <input type="checkbox"/> No	Initial when completed <u>MEN</u> Lot # of added preservative <u>E2707</u>
Samples checked for dechlorination:	<input type="checkbox"/> Yes <input type="checkbox"/> No <input checked="" type="checkbox"/> N/A	14.
Headspace in VOA Vials (>6mm):	<input type="checkbox"/> Yes <input type="checkbox"/> No <input checked="" type="checkbox"/> N/A	15.
Trip Blank Present:	<input type="checkbox"/> Yes <input type="checkbox"/> No <input checked="" type="checkbox"/> N/A	16.
Trip Blank Custody Seals Present	<input type="checkbox"/> Yes <input type="checkbox"/> No <input checked="" type="checkbox"/> N/A	
Pace Trip Blank Lot # (if purchased):		

Client Notification/ Resolution: _____ Field Data Required? Y / N

Person Contacted: _____ Date/Time: _____

Comments/ Resolution: _____

Project Manager Review: [Signature] Date: 7/22/09

Note: Whenever there is a discrepancy affecting North Carolina compliance samples, a copy of this form will be sent to the North Carolina DEHNR Certification Office (i.e. out of hold, incorrect preservative, out of temp, incorrect containers)

February 13, 2008



Mr. Keld Lauridsen
WDNR
2984 Shawano Avenue
Green Bay, WI 54307

RE: Annual Status report for the monitoring at the former Better Brite site, 519 Lande Street (chrome shop) and 315 S. 6th Street (zinc shop), DePere, WI.

Dear Keld:

The purpose of this report is to document the annual groundwater sampling event performed at the former Better Brite facility located at the above addresses. (See Figure 1 – Site Location Map and Figure 2 – Groundwater Elevation Contour Maps (8/21/07, enclosed.) The site was sampled on August 21, 2007. (See Well Specific Field Sheets, enclosed.)

Laboratory results from the sampling event are enclosed, and the results from the sampling event have been tabulated (See Table 1 – Groundwater Analytical Results, enclosed.) Historical data from previous sampling events, performed by another consultant, are also included on the table. Total chromium levels remain above the enforcement standard at both site locations. At the zinc shop, the enforcement standard is exceeded in monitoring wells MW5, MW6, MW10 and the sump. At the chrome shop, enforcement standard exceedances remain in MW-116, located closest to the sump in the source area.

OMNNI returned to the site on November 27, 2007 to repair two wells at the former chrome shop on Lande Street. The PVC pipe in monitoring wells MW108 and B101 were lowered to allow the steel cover to be bolted on. Monitoring well MW3 at the zinc shop on 6th Street was also examined to determine if it could be sampled. During the sampling event in August, the well appeared to be damaged and a bailer would not fit down the well. A piece of ¼ inch diameter tubing was placed down the well for future sampling with a peristaltic pump.

If you have any questions regarding the sampling event, or the project in general, please feel free to contact OMNNI.


Sincerely,
OMNNI Associates, Inc.

A handwritten signature in black ink, appearing to read "Dave Fries".

Dave Fries, P.G., CHMM
Hydrogeologist

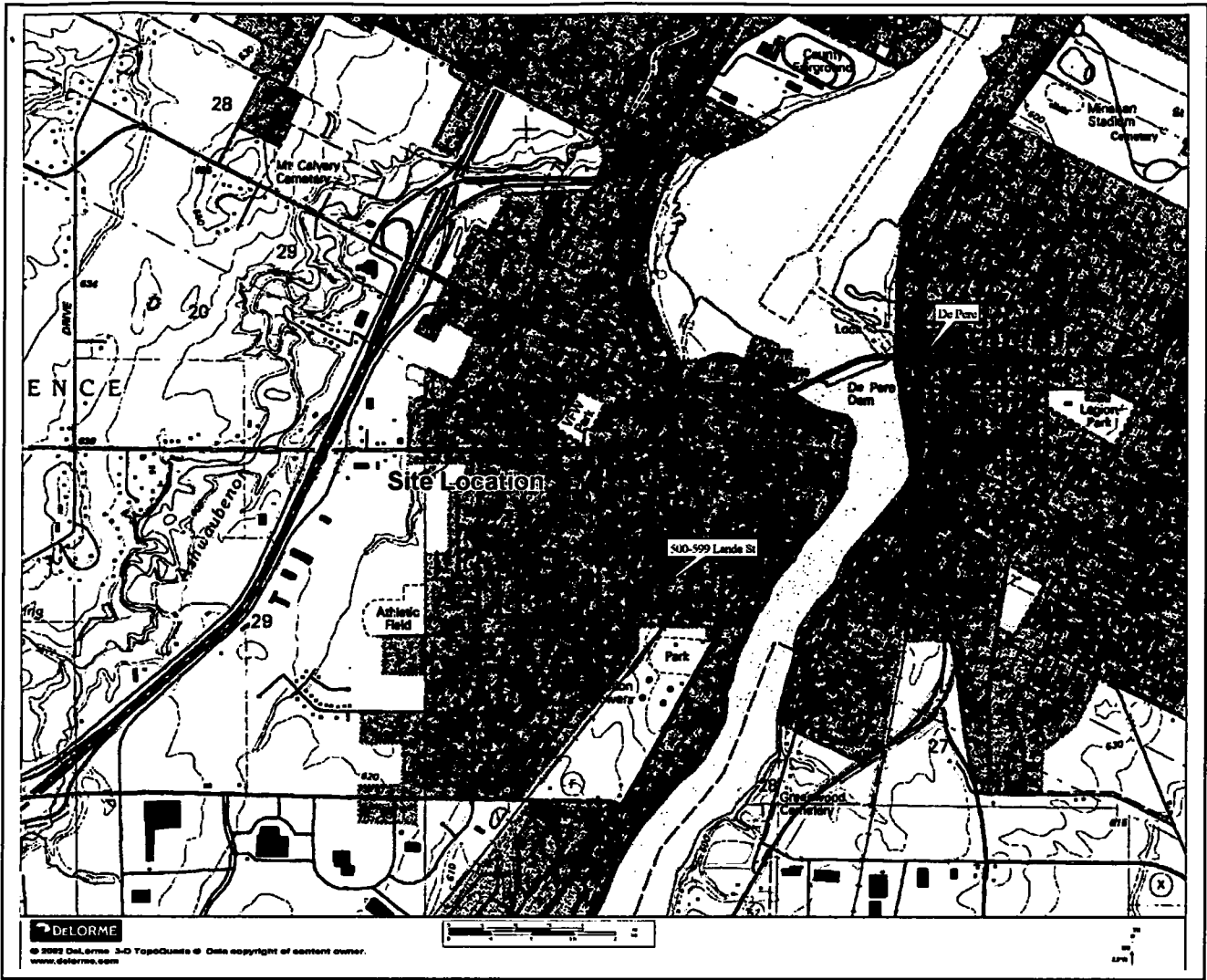
Enclosures

"I, Dave Fries, hereby certify that I am a hydrogeologist as that term is defined in s. NR 712.03 (1), Wis. Adm. Code, and that, to the best of my knowledge, all of the information contained in this document is correct and the document was prepared in compliance with all applicable requirements in chs. NR 700 to 726, Wis. Adm. Code."



(Professional Geologist)

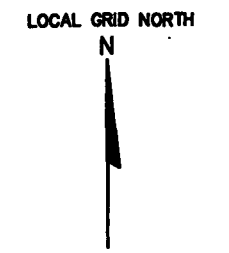
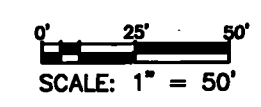
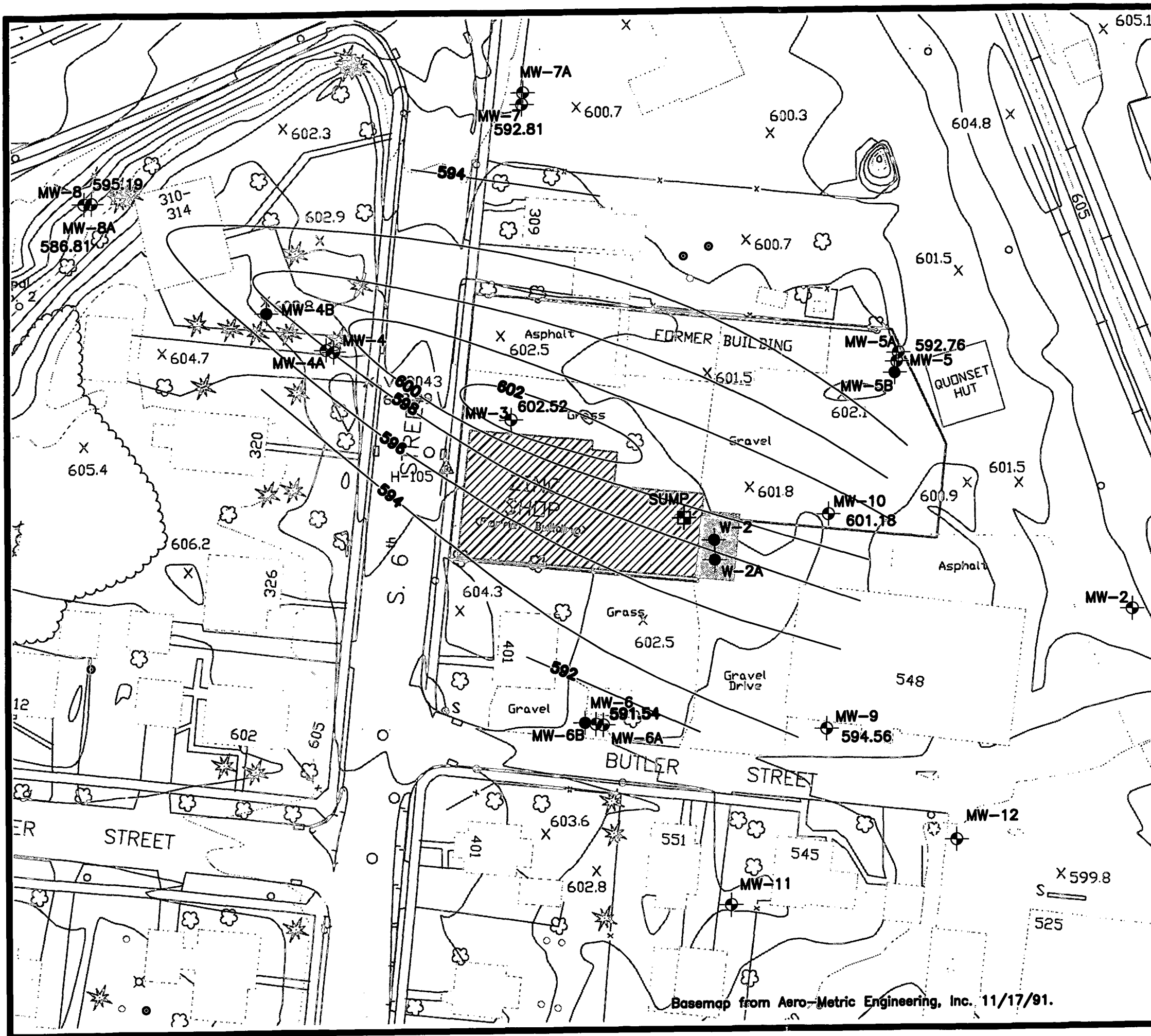




Source: 2000 DeLorme Topo Tools



<p>Figure 1 Site Location Map</p>	
<p>Former Better Brite Property 315 S. 6th Street and 519 Lande Street De Pere, WI</p>	
	<p>Project Number: N1969A07</p>
	<p>Date: 1/22/08</p>
<p>One Systems Drive, Appleton, Wisconsin 54914-1654 Phone: (920) 735-6900 Fax: (920) 830-6100</p>	



LEGEND:

- MW-3 MONITOR WELL LOCATION AND DESIGNATION
- MW-5B ABANDONED WELL (any filled in well symbol)
- MH-1 MANHOLE LOCATION
- SUMP BOUNDARY
- PROPERTY LINE
- 598 WATER TABLE CONTOURS (Dashed where inferred)
- 594.08 WATER TABLE ELEVATION

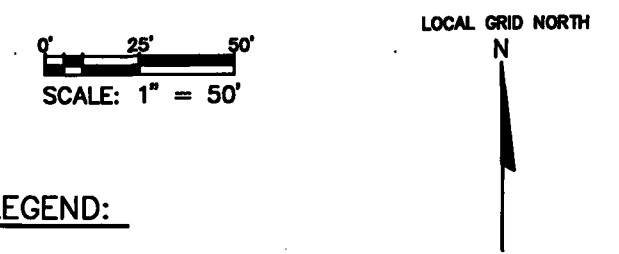
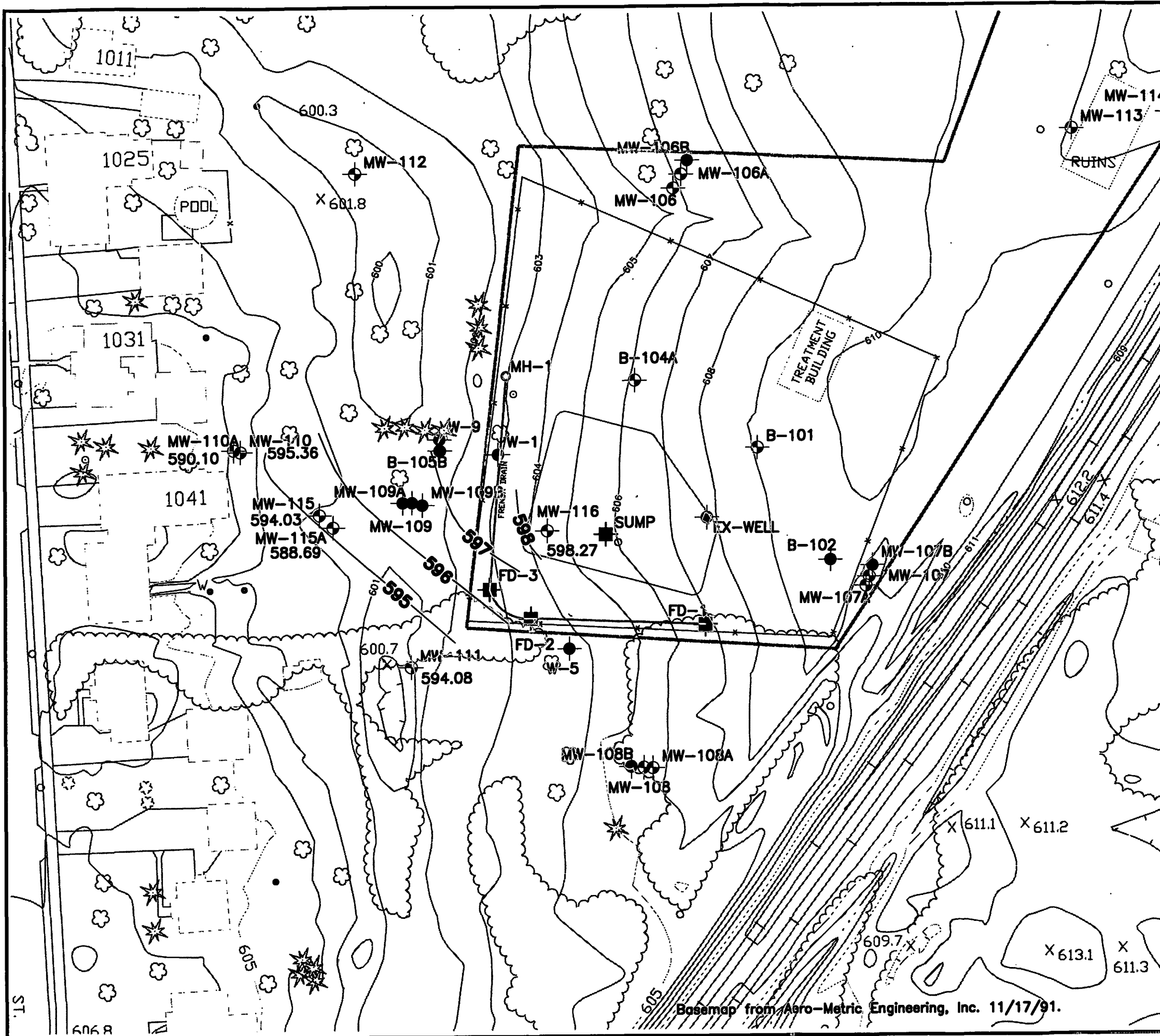
**FIGURE 2
GROUNDWATER ELEVATION CONTOUR
MAP (8/21/2007)**

**BETTER BRITE-ZINC SHOP
DePERE, WISCONSIN**

OMNI ASSOCIATES
 ONE SYSTEMS DRIVE
 APPLETON, WI 54914
 PHONE (920) 735-6900
 FAX (920) 830-6100

PROJECT MANAGER:	PROJECT NO:	N1969A07
PROJECT ENGINEER:	CAD FILE NO:	N1969A07_ZINC
DRAWN BY:	DLG SCALE:	1" = 50'
REVIEWED BY:	DATE:	2/11/07

Basemap from Aero-Metric Engineering, Inc. 11/17/91.



- LEGEND:**
- MW-113 MONITOR WELL LOCATION AND DESIGNATION
 - MW-11 ABANDONED WELL (any filled in well symbol)
 - MH-1 MANHOLE LOCATION
 - SUMP BOUNDARY
 - PROPERTY LINE
 - - - 598 WATER TABLE CONTOURS (Dashed where inferred)
 - 594.08 WATER TABLE ELEVATION

FIGURE 2
GROUNDWATER ELEVATION CONTOUR
MAP (8/21/2007)

BETTER BRITE-CHROME SHOP
DePERE, WISCONSIN

OMNI
ASSOCIATES

ONE SYSTEMS DRIVE
APPLETON, WI 54914
PHONE (920) 735-6900
FAX (920) 830-6100

PROJECT MANAGER:	PROJECT NO:	N1969A07
PROJECT ENGINEER:	CAD FILE NO:	N1969A07_CHROME
DRAWN BY:	DLD SCALE:	1" = 50'
REVIEWED BY:	DATE:	2/11/2008

Basemap from Aero-Metric Engineering, Inc. 11/17/91.

Table 1: Groundwater Analytical Results
Better Brite
De Pere, Wisconsin

Parameter	Date	Hexavalent Chromium	Chromium	Iron	Sulfate	Sulfide
NR 140 PAL		10	10	150	125000	NO PAL
NR 140 ES		100	100	300	250000	NO ES
CHROME SHOP	Chrome Sump	Aug-94	620000	694000	NA	NA
		Oct-94	300200	297000	NA	NA
		Apr-98	195000	192000	NA	NA
		Jul-98	132000		NA	NA
	French Drain	Aug-94	25800	22000	NA	NA
		Oct-94	32000	31700	NA	NA
		Apr-98	1060	1010	NA	NA
		Jul-98	336	312	NA	NA
	B-101	Aug-94	<10	<3.4	NA	NA
		Oct-94	<10		NA	NA
MW-106	Aug-94	7	<2.8	NA	NA	
	DUP.	<10	<2.8	NA	NA	
	Oct-94	<10 J	<3.4 J	NA	NA	
	DUP.	<10 J	<3.4 J	NA	NA	
	Apr-98	<10	<5	NA	NA	
	DUP.	<10	<5	NA	NA	
	May-00	<4.2	4	NA	NA	
MW-106A	Aug-94	<10	<2.8	NA	NA	
	Oct-94	<10 J	<3.4 J	NA	NA	
	Apr-98	<10	<5	NA	NA	
	May-00	<4.2	9.4	NA	NA	
MW-106B	Aug-94	<10	NA	NA	NA	
MW-107	Aug-94	<10	4.1 BJ	NA	NA	
	Oct-94	<10 J	<3.4	NA	NA	
	Apr-98	<10	<5	NA	NA	
	May-00	<4.2	4.2	NA	NA	
	Jun-01	NA	NA	530	50	
	Nov-01	<4.2	26	3900	NA	
	May-02	7.8	1.2	230	NA	
	DUP.	100	1.9	490	NA	
	Nov-02	NA	NA	8200	140000	
	May-03	<4.2	1.6	490	95000	
	May-04	6.5	1.7	260	100000	
	May-05	<5.0	0.89	380	97000	
	MW-107A	Aug-94	<10	<2.8	NA	NA
Oct-94		<10 J	<3.4 J	NA	NA	
Apr-98		<10	<5	NA	NA	
MW-107B	May-00	<4.2	16	NA	NA	
MW-108	Aug-94	<10	NA	NA	NA	
	Aug-94	<10	<2.8	NA	NA	
	Oct-94	<10	<3.4 J	NA	NA	
	Apr-98	<10	NA	NA	NA	
MW-108A	DUP.	<10	<5	NA	NA	
	Aug-94	<10	3.0 BJ	NA	NA	
	Oct-94	<10	<3.4 J	NA	NA	
	Apr-98	<10	<5	NA	NA	
MW-108B	May-00	<4.2	55	NA	NA	
	Aug-94	<10	NA	NA	NA	
	Aug-94	6780	9570	NA	NA	
	Oct-94	2400	1980	NA	NA	
MW-109	DUP.	3100	1700	NA	NA	
	Apr-98	16500	18600	NA	NA	
	Jul-98	12200	11100	NA	NA	
	Aug-94	<10	<2.8	NA	NA	
MW-109A	Oct-94	<10	1.3 B	NA	NA	
	Apr-98	<10	<5	NA	NA	
	Jul-98	<10	7	NA	NA	
MW-109B	Aug-94	<10	NA	NA	NA	
	Oct-94	<10	NA	NA	NA	
MW-110	Aug-94	<10	3.6 BJ	NA	NA	
	Oct-94	<10	<3.4 J	NA	NA	
	Apr-98	<10	<5	NA	NA	
	May-00	<4.2	37	NA	NA	
	May-04	<2.5	11	3400	230000	
	May-05	<5.0	0.89	82	70000	
	Oct-06	<6.8	1.8	NA	NA	
08/21/07	NA	7.4	NA	NA		

Concentrations in ug/L
 ES - NR140 Enforcement Standard
 PAL - NR140 Preventive Action Limit
 NA - Compound not analyzed
 Underlined - Concentration exceeds PAL
 Bolded - Concentration exceeds ES

Table 1: Groundwater Analytical Results
 Better Brite
 De Pere, Wisconsin

Parameter	Date	Hexavalent Chromium	Chromium	Iron	Sulfate	Sulfide	
NR 140 PAL		10	10	150	125000	NO PAL	
NR 140 ES		100	100	300	250000	NO ES	
CHROME SHOP CONT'D	MW-110A	Aug-94	<10	<2.8	NA	NA	NA
		Oct-94	<10	<3.4 J	NA	NA	NA
		Apr-98	<10	<5	NA	NA	NA
		May-00	<4.2	25	NA	NA	NA
		Oct-06	<6.8	4.2	NA	NA	NA
		08/21/07	NA	1.9	NA	NA	NA
	MW-111	Aug-94	<10	<3.4	NA	NA	NA
		DUP.	<10	<3.4	NA	NA	NA
		Oct-94	<10	<0.70	NA	NA	NA
		Apr-98	226	<5	NA	NA	NA
		Jul-98	22	27	NA	NA	NA
		Nov-98	<0.5	<0.5	NA	NA	NA
		May-00	<4.2	36	NA	NA	NA
		Nov-02	<4.2	43	4400	130000	2600
		DUP	<4.2	38	3400	100000	280
		May-03	5.2	33	2700	98000	1400
		May-04	50	150	5000	93000	NA
		May-05	250	260	200	87000	NA
		Nov-05	<5.0	39	12000	98000	NA
		DUP	<5.0	55	21000	96000	NA
		Oct-06	<6.8	16	NA	NA	NA
		08/21/07	NA	25	NA	NA	NA
	MW-112	Oct-94	<10	<0.70	NA	NA	NA
		Nov-94	<10	<2.5	NA	NA	NA
		Apr-98	<10	<5	NA	NA	NA
		May-00	<4.2	4.1	NA	NA	NA
	MW-113	Aug-94	140	99.7	NA	NA	NA
		Oct-94	<10 J	8.6 B	NA	NA	NA
		May-95	43	20.3	NA	NA	NA
		Apr-98	<10	<5	NA	NA	NA
		Jul-98	<10	12	NA	NA	NA
	MW-114	May-00	<4.2	22	NA	NA	NA
		Mar-95	<10 J	<2.9	NA	NA	NA
		DUP.	<10 J	<2.9	NA	NA	NA
		May-95	<10 J	<1.0	NA	NA	NA
	MW-115	DUP.	<10 J	<1.0	NA	NA	NA
		Apr-98	<10	<5	NA	NA	NA
		May-00	<4.2	6.0	NA	NA	NA
		Jun-01	<4.2	<0.52	160	92	NA
		Nov-01	<4.2	12	1100	NA	3000
		DUP	<4.2	10	3300	NA	3300
		May-02	<4.2	38	19000	NA	2800
		Nov-02	<4.2	38	7000	130000	3100
		May-03	<4.2	260	9700	90000	1400
		DUP	<4.2	56	3600	89000	1400
		May-04	<2.5	1.3	130	34000	NA
	May-05	<5.0	1.1	320	44000	NA	
	Oct-06	<6.8	2.6	NA	NA	NA	
	08/21/07	NA	10	NA	NA	NA	
	MW-115A	May-00	<4.2	12.0	NA	NA	NA
		Oct-06	<6.8	4.6	NA	NA	NA
		08/21/07	NA	2.7	NA	NA	NA
	MW-116	May-00	1600	470	NA	NA	NA
		DUP.	1500	460	NA	NA	NA
		Nov-00	37	23	NA	NA	NA
		DUP	46	24	NA	NA	NA
		Jun-01	4400	2300	840	2100	NA
		Nov-01	3300	2100	690	NA	2400
		May-02	12000	7300	530	NA	2500
		Nov-02	5100	3200	720	20000	2900
		May-03	8900	6000	410	2700000	1700
		May-04	28000	22000	43	19000	NA
		DUP	28000	22000	280	24000	NA
		May-05	52000	52000	950	1900000	NA
		DUP	54000	53000	710	1800000	NA
		Nov-05	50000	61000	840	1800000	NA
		Oct-06	39000	36000	900	1800000	NA
		DUP	42000	36000	NA	NA	NA
		08/21/07	NA	39,000	NA	NA	NA

Concentrations in ug/L
 ES - NR140 Enforcement Standard
 PAL - NR140 Preventive Action Limit
 NA - Compound not analyzed
 Underlined - Concentration exceeds PAL
 Bolded - Concentration exceeds ES

Table 1: Groundwater Analytical Results
 Better Brite
 De Pere, Wisconsin

Parameter	Date	Hexavalent Chromium	Chromium	Iron	Sulfate	Sulfide	
NR 140 PAL		10	10	150	125000	NO PAL	
NR 140 ES		100	100	300	250000	NO ES	
ZINC SHOP	PF-MW-2	May-00	<4.2	7.6	NA	NA	NA
		Jun-01	<4.2	7.1	NA	NA	NA
		Nov-01	<4.2	10	NA	NA	NA
		May-02	<4.2	<0.52	NA	NA	NA
		Nov-02	<4.2	2.4	NA	NA	NA
		May-03	<4.2	49	NA	NA	NA
	MW-3	May-00	230	330	NA	NA	NA
		Nov-00	50	130	NA	NA	NA
		Jun-01	3500	2200	NA	NA	NA
		Nov-01	38	1700	NA	NA	NA
May-02		<4.2	220	NA	NA	NA	
Nov-02		<4.2	18	NA	NA	NA	
May-03		110	55	NA	NA	NA	
Dup		83	49	NA	NA	NA	
MW-4	May-04	69	190	NA	NA	NA	
	May-05	<5.0	17	NA	NA	NA	
	Aug-94	<10	<3.4	NA	NA	NA	
	DUP	<10	<3.4	NA	NA	NA	
	Oct-94	<10 J	<3.4 J	NA	NA	NA	
	DUP	<10 J	<3.4 J	NA	NA	NA	
	Apr-98	<10	<5	NA	NA	NA	
	May-00	<4.2	4.6	NA	NA	NA	
	Nov-00	<4.2	2.4	NA	NA	NA	
	Jun-01	<4.2	12	NA	NA	NA	
	Nov-01	<4.2	7.4	NA	NA	NA	
	May-02	<4.2	1.4	NA	NA	NA	
	Nov-02	<4.2	15	NA	NA	NA	
	May-03	<4.2	27	NA	NA	NA	
	May-04	<2.5	1.8	NA	NA	NA	
	May-05	<5.0	9	NA	NA	NA	
	Nov-05	<5.0	12	NA	NA	NA	
MW-4A	Aug-94	<10	<3.4	NA	NA	NA	
	Oct-94	<10 J	6.0 B	NA	NA	NA	
	Apr-98	<10	<5	NA	NA	NA	
	May-00	<4.2	8.7	NA	NA	NA	
	Nov-00	<4.2	3.7	NA	NA	NA	
	Jun-01	<4.2	3.7	NA	NA	NA	
	Nov-01	<4.2	13	NA	NA	NA	
	May-02	<4.2	38	NA	NA	NA	
	Nov-02	<4.2	28	NA	NA	NA	
	May-03	<4.2	32	NA	NA	NA	
	May-04	<2.5	0.75	NA	NA	NA	
	May-05	<5.0	2	NA	NA	NA	
	Nov-05	<5.0	2.8	NA	NA	NA	
MW-4B	Oct-94	<10	<0.70	NA	NA	NA	
	Nov-94	<10	<2.5	NA	NA	NA	
MW-5	Aug-94	1590	827	NA	NA	NA	
	Oct-94	460 J	299 J	NA	NA	NA	
	DUP	510 J	763 J	NA	NA	NA	
	Apr-98	212	631	NA	NA	NA	
	DUP	207	667	NA	NA	NA	
	Jul-98	1420	1230	NA	NA	NA	
	May-00	120	190	NA	NA	NA	
	Nov-00	<4.2	6.6	NA	NA	NA	
	Jun-01	590	450	NA	NA	NA	
	Nov-02	2200	2200	NA	NA	NA	
	DUP	2200	2200	NA	NA	NA	
	May-03	4900	3600	NA	NA	NA	
	May-04	4700	3100	NA	NA	NA	
	May-05	4000	3200	NA	NA	NA	
	Oct-06	4900	4000	NA	NA	NA	
08/21/07	NA	2,700	NA	NA	NA		

Concentrations in ug/L
 ES - NR140 Enforcement Standard
 PAL - NR140 Preventive Action Limit
 NA - Compound not analyzed
 Underlined - Concentration exceeds PAL
 Bolded - Concentration exceeds ES

Table 1: Groundwater Analytical Results
 Better Brite
 De Pere, Wisconsin

Parameter	Date	Hexavalent Chromium	Chromium	Iron	Sulfate	Sulfide	
NR 140 PAL		10	10	150	125000	NO PAL	
NR 140 ES		100	100	300	250000	NO ES	
ZINC SHOP CONT'D	MW-5A	Aug-94	<10	<3.4	NA	NA	NA
		Oct-94	<10	<3.4 J	NA	NA	NA
		Apr-98	<10	<5	NA	NA	NA
		May-00	<4.2	6.5	NA	NA	NA
		Nov-00	340	380	NA	NA	NA
		Jun-01	<4.2	3.9	NA	NA	NA
		Nov-02	<4.2	34	NA	NA	NA
		May-03	<4.2	22	NA	NA	NA
		DUP	<4.2	49	NA	NA	NA
		May-04	<2.5	2.7	NA	NA	NA
	May-05	<5.0	7.6	NA	NA	NA	
	MW-5B	Aug-94	NA	NA	NA	NA	NA
		Oct-94	<10	<5	NA	NA	NA
	MW-6	Aug-94	15900	39200	NA	NA	NA
		Oct-94	47000	41,900 J	NA	NA	NA
		Apr-98	7650	4560	NA	NA	NA
		May-00	23000	26000	NA	NA	NA
		Nov-00	26000	23000	NA	NA	NA
		Jun-01	14000	15000	NA	NA	NA
		Nov-01	25000	29000	NA	NA	NA
		May-02	13000	13000	NA	NA	NA
		Nov-02	21000	22000	NA	NA	NA
		May-03	11000	9300	NA	NA	NA
		May-04	13000	15000	NA	NA	NA
		May-05	12000	11000	NA	NA	NA
		DUP	12000	11000	NA	NA	NA
		Oct-06	12000	12000	NA	NA	NA
		DUP	14000	12000	NA	NA	NA
	08/21/07	NA	8,900	NA	NA	NA	
	MW-6A	Aug-94	<10	4.9 B	NA	NA	NA
		Oct-94	<10	<3.4 J	NA	NA	NA
		Apr-98	<10	<5	NA	NA	NA
		May-00	6.6	22	NA	NA	NA
		Nov-00	<4.2	13	NA	NA	NA
		6/01	<4.2	11	NA	NA	NA
		Nov-01	<4.2	7.1	NA	NA	NA
		May-02	<4.2	51	NA	NA	NA
		Nov-02	<4.2	83	NA	NA	NA
		May-03	<4.2	59	NA	NA	NA
	May-04	<2.5	3.4	NA	NA	NA	
	May-05	<5.0	72	NA	NA	NA	
	MW-6B	Aug-94	<10	NA	NA	NA	NA
	MW-7	Aug-94	<10	6.6 BJ	NA	NA	NA
		DUP	<10	<2.8	NA	NA	NA
		Oct-94	<10 J	36.4 J	NA	NA	NA
		Apr-98	<10	<5	NA	NA	NA
		DUP	<10	<5	NA	NA	NA
May-00		<4.2	3.9	NA	NA	NA	
Nov-00		<4.2	1.1	NA	NA	NA	
Jun-01		<4.2	2.7	NA	NA	NA	
Nov-01		<4.2	9.7	NA	NA	NA	
May-02		<4.2	3.2	NA	NA	NA	
Nov-02		<4.2	1.9	NA	NA	NA	
May-03		<4.2	0.91	NA	NA	NA	
May-04		<2.5	0.88	NA	NA	NA	
May-05		<5.0	32	NA	NA	NA	
08/21/07		NA	4.4	NA	NA	NA	

Concentrations in ug/L
 ES - NR140 Enforcement Standard
 PAL - NR140 Preventive Action Limit
 NA - Compound not analyzed
 Underlined - Concentration exceeds PAL
 Bolded - Concentration exceeds ES

Table 1: Groundwater Analytical Results
 Better Brite
 De Pere, Wisconsin

Parameter	Date	Hexavalent Chromium	Chromium	Iron	Sulfate	Sulfide	
NR 140 PAL		10	10	150	125000	NO PAL	
NR 140 ES		100	100	300	250000	NO ES	
ZINC SHOP CONT'D	MW-7A	Aug-94	<10	<2.8	NA	NA	NA
		Oct-94	<10 J	<3.4 J	NA	NA	NA
		Apr-98	<10	<5	NA	NA	NA
		May-00	<4.2	4.7	NA	NA	NA
		Nov-00	7.9	5	NA	NA	NA
		Jun-01	<4.2	2.5	NA	NA	NA
		Nov-01	<4.2	<5.2	NA	NA	NA
		May-02	<4.2	1.4	NA	NA	NA
		Nov-02	<4.2	0.98	NA	NA	NA
		May-03	<4.2	0.85	NA	NA	NA
		May-04	3.9	2.2	NA	NA	NA
		May-05	<5.0	0.65	NA	NA	NA
	MW-8	Oct-94	<10	<0.70	NA	NA	NA
		Nov-94	<10	<2.5	NA	NA	NA
		DUP	<10	<2.5	NA	NA	NA
		Apr-98	<10	<5	NA	NA	NA
		May-00	<4.2	15	NA	NA	NA
		Nov-00	13	13	NA	NA	NA
		Jun-01	5.3	2	NA	NA	NA
		Nov-01	<4.2	2.3	NA	NA	NA
		DUP	<4.2	6.7	NA	NA	NA
		May-02	<4.2	4	NA	NA	NA
		Nov-02	<4.2	23	NA	NA	NA
		May-03	<4.2	2.2	NA	NA	NA
		May-04	<2.5	1.7	NA	NA	NA
		May-05	<5.0	1.1	NA	NA	NA
		08/21/07	NA	2.3	NA	NA	NA
	MW-8A	Oct-94	<10	<0.70	NA	NA	NA
		Nov-94	<10	<2.5	NA	NA	NA
		Apr-98	<10	<5	NA	NA	NA
		May-00	<4.2	16	NA	NA	NA
		Nov-00	<4.2	34	NA	NA	NA
		Jun-01	<4.2	3.7	NA	NA	NA
		Nov-01	<4.2	14	NA	NA	NA
		May-02	<4.2	2.5	NA	NA	NA
		DUP	<4.2	11	NA	NA	NA
		Nov-02	<4.2	20	NA	NA	NA
		May-03	<4.2	13	NA	NA	NA
		May-04	3.9	0.59	NA	NA	NA
		May-05	<5.0	2.6	NA	NA	NA
	08/21/07	NA	0.92	NA	NA	NA	
	MW-9	Aug-94	400	697	NA	NA	NA
Oct-94		470 J	442 J	NA	NA	NA	
Apr-98		209	<5	NA	NA	NA	
Jul-98		60	75	NA	NA	NA	
Nov-00		13	15	NA	NA	NA	
DUP		19	51	NA	NA	NA	
Jun-01		28	180	NA	NA	NA	
Nov-01		35	76	NA	NA	NA	
May-02		75	72	NA	NA	NA	
Nov-02		67	80	NA	NA	NA	
May-03		32	53	NA	NA	NA	
May-04		54	63	NA	NA	NA	
Dup		50	46	NA	NA	NA	
May-05		28	41	NA	NA	NA	
Oct-06		17	34	NA	NA	NA	
08/21/07	NA	52	NA	NA	NA		

Concentrations in ug/L
 ES - NR140 Enforcement Standard
 PAL - NR140 Preventive Action Limit
 NA - Compound not analyzed
 Underlined - Concentration exceeds PAL
 Bolded - Concentration exceeds ES

Table 1: Groundwater Analytical Results
 Better Brite
 De Pere, Wisconsin

Parameter	Date	Hexavalent Chromium	Chromium	Iron	Sulfate	Sulfide	
NR 140 PAL		10	10	150	125000	NO PAL	
NR 140 ES		100	100	300	250000	NO ES	
ZINC SHOP CONT'D	MW-10	Aug-94	60300	53100	NA	NA	NA
		Oct-94	60800 J	43,500 J	NA	NA	NA
		Nov-00	20000	18000	NA	NA	NA
		Jun-01	<4.2	20	NA	NA	NA
		Nov-02	35000	38000	NA	NA	NA
		May-03	38000	37000	NA	NA	NA
		May-04	25000	22000	NA	NA	NA
		Nov-05	13000	13000	NA	NA	NA
		Oct-06	14000	13000	NA	NA	NA
		08/21/07	NA	17,000	NA	NA	NA
	MW-11	May-95	<10	<1.0	NA	NA	NA
		Apr-98	<10	<5	NA	NA	NA
		May-00	<4.2	7.0	NA	NA	NA
		Nov-00	<4.2	4.1	NA	NA	NA
		Jun-01	<4.2	3.6	NA	NA	NA
		Nov-01	<4.2	7.8	NA	NA	NA
		May-02	17	<20	NA	NA	NA
		Nov-02	<4.2	27	NA	NA	NA
		May-03	<4.2	12	NA	NA	NA
		May-04	<2.5	2.3	NA	NA	NA
May-05	<5.0	2.8	NA	NA	NA		
MW-12	Mar-95	<10 J	<2.9	NA	NA	NA	
	May-95	<10	<1.0	NA	NA	NA	
	Apr-98	<10	<5	NA	NA	NA	
	May-00	<4.2	4.8	NA	NA	NA	
	Nov-00	<4.2	6	NA	NA	NA	
	Jun-01	<4.2	6.4	NA	NA	NA	
	Nov-01	<4.2	<0.52	NA	NA	NA	
	May-02	<4.2	4.8	NA	NA	NA	
	Nov-02	<4.2	1.3	NA	NA	NA	
	May-03	<4.2	1.3	NA	NA	NA	
May-04	<2.5	1.8	NA	NA	NA		
May-05	<5.0	8.1	NA	NA	NA		
MW-13	Mar-95	<10 J	<2.9	NA	NA	NA	
	May-95	<10	<1.0	NA	NA	NA	
Zinc Sump	Aug-94	89000	209000	NA	NA	NA	
	Oct-94	144900	277000	NA	NA	NA	
	Apr-98	66000	38300	NA	NA	NA	
	Jul-98	131000	131000	NA	NA	NA	
	May-00	1800	1700	NA	NA	NA	
	Nov-00	41000	27000	NA	NA	NA	
	Jun-01	40000	110000	NA	NA	NA	
	Nov-01	23000	56000	NA	NA	NA	
	May-02	43000	14000	NA	NA	NA	
	Nov-03	23000	30000	NA	NA	NA	
	May-03	8400	6800	NA	NA	NA	
	May-04	24000	6400	NA	NA	NA	
	May-05	15000	13000	NA	NA	NA	
Oct-06	7500	5900	NA	NA	NA		
08/21/07	NA	20,000	NA	NA	NA		
Private	Aug-94	<10	<10	NA	NA	NA	
	Aug-94	<10	<10	NA	NA	NA	
Municipal	DUP.	<10	<10	NA	NA	NA	
	Oct-94	<10	<10	NA	NA	NA	
	DUP.	<10	<10	NA	NA	NA	
USGS	Oct-94	<10	0.75 B	NA	NA	NA	
USGS-A	Oct-94	<10	11.9	NA	NA	NA	

Concentrations in ug/L
 ES - NR140 Enforcement Standard
 PAL - NR140 Preventive Action Limit
 NA - Compound not analyzed
 Underlined - Concentration exceeds PAL
 Bolded - Concentration exceeds ES

Well Specific Field Sheets

Facility Name: Former Better Brite - Zinc Shop

Date: August 21, 2007

Weather Conditions: Clouds, 65 F

Person(s) Sampling: Dave Fries

Sampling Equipment: Enviroline disposable bailers, Solonist 101 water level meter.

Well Name	MW3	MW5	MW6	MW7	MW8	MW8A	MW9	MW10	SUMP	Mun.Well
Top of PVC Casing Elevation (MSL)	602.52	600.81	602.33	600.60	598.18	598.59	601.66	601.53		
Ground Surface Elevation (MSL)										
Depth to Bottom of Well (ft)										
Screen Top (MSL)	602.52	600.81	602.33	600.60	598.18	598.59	601.66	601.53	0.00	0.00
Screen Bottom (MSL)	602.52	600.81	602.33	600.60	598.18	598.59	601.66	601.53	0.00	0.00
Screen Length (ft)										
Water Elevation (MSL)	602.52	592.76	591.54	592.81	595.19	586.81	594.56	601.18	0.00	0.00
Water Elevation (ft from ground surface)	-602.52	-592.76	-591.54	-592.81	-595.19	-586.81	-594.56	-601.18	0.00	0.00
Measured Depth to Water (ft)		8.05	10.79	7.79	2.99	11.78	7.10	0.35		
Time Purging Begun		9:41	8:40	7:22	7:50	8:00	8:22	4:30	-	
Time Purging Completed		9:50	8:49	7:31	7:55	8:10	8:31	4:38	-	
Amount Purged (gal)		2.00	2.00	2.00	2.00	2.00	2.00	2.00	-	
Purged Dry? (Y/N)		Yes	Yes	No	No	No	No	No	-	
Temperature (°C)										
Conductivity (µS)										
pH (std. units)										
Dissolved Oxygen (mg/L)										
ORP (mV)										
Ferrous Iron (mg/L)										
Nitrate (mg/L)										
Color (Y/N)		No	brown	No	No	No	No	yellow	yellow	
Odor (Y/N)		No	No	No	No	No	No	No	No	
Turbidity (Y/N)		No	No	No	No	No	No	No	No	
Sampling Parameters	tot. Chrom	tot. Chrom	tot. Chrom	tot. Chrom	tot. Chrom	tot. Chrom	tot. Chrom	tot. Chrom	tot. Chrom	tot. Chrom
Time Sample Withdrawn		9:50	8:49	7:34	7:55	8:20	8:35	4:39	11:11	
Sample field filtered? (Y/N)	N	N	N	N	N	N	N	N	N	N
Time filtered	-	-	-	-	-	-	-	-	-	-
Well secured? (Y/N)	Y	Y	Y	Y	Y	Y	Y	Y	Y	Y

Well Specific Field Sheets

Facility Name: Former Better Brite - Chrome Shop

Date: August 21, 2007

Weather Conditions: Clouds, 65 F

Person(s) Sampling: Dave Fries

Sampling Equipment:

Enviroline disposable bailers, Solonist 101 water level meter.

Well Name	MW110	MW110A	MW111	MW115	MW115A	MW116
Top of PVC Casing Elevation (MSL)	603.05	603.31	600.76	601.04	601.01	604.28
Ground Surface Elevation (MSL)						
Depth to Bottom of Well (ft)						
Screen Top (MSL)	603.05	603.31	600.76	601.04	601.01	604.28
Screen Bottom (MSL)	603.05	603.31	600.76	601.04	601.01	604.28
Screen Length (ft)						
Water Elevation (MSL)	595.36	590.10	594.08	594.03	588.69	598.27
Water Elevation (ft from ground surface)	-595.36	-590.10	-594.08	-594.03	-588.69	-598.27
Measured Depth to Water (ft)	7.69	13.21	6.68	7.01	12.32	6.01
Time Purging Begun	1:49	1:30	12:42	1:20	1:00	12:27
Time Purging Completed	1:58	1:37	12:50	1:27	1:11	12:34
Amount Purged (gal)	2.00	2.00	2.00	2.00	2.00	2.00
Purged Dry? (Y/N)	Yes	No	Yes	Yes	Yes	No
Temperature (°C)						
Conductivity (µS)						
pH (std. units)						
Dissolved Oxygen (mg/L)						
ORP (mV)						
Ferrous Iron (mg/L)						
Nitrate (mg/L)						
Color (Y/N)	No	No	No	No	No	yellow
Odor (Y/N)	No	No	No	No	No	No
Turbidity (Y/N)	No	No	No	No	No	No
Sampling Parameters	tot. Chrom	tot. Chrom	tot. Chrom	tot. Chrom	tot. Chrom	tot. Chrom
Time Sample Withdrawn	2:02	1:47	12:50	1:29	1:18	12:35
Sample field filtered? (Y/N)	N	N	N	N	N	N
Time filtered	-	-	-	-	-	-
Well secured? (Y/N)	Y	Y	Y	Y	Y	Y



1241 Bellevue Street, Suite 9
 Green Bay, WI 54302
 920-469-2436, Fax: 920-469-8827

Analytical Report Number: 887528

Client: WDNR

Lab Contact: Laurie Woelfel

Project Name: BETTER BRITE

Project Number: N1969A07

Lab Sample Number	Field ID	Matrix	Collection Date
887528-001	TRIP	WATER	08/21/07 06:00
887528-002	DUPLICATE-ZINC	WATER	08/21/07
887528-003	MW5	WATER	08/21/07 09:50
887528-004	MW6	WATER	08/21/07 08:49
887528-005	MW7	WATER	08/21/07 07:34
887528-006	MW8	WATER	08/21/07 07:55
887528-007	MW8A	WATER	08/21/07 08:20
887528-008	MW9	WATER	08/21/07 08:35
887528-009	MW10	WATER	08/21/07 16:39
887528-010	SUMP	WATER	08/21/07 11:11
887528-011	DUPLICATE-CHROME	WATER	08/21/07
887528-012	MW110	WATER	08/21/07 14:02
887528-013	MW110A	WATER	08/21/07 13:47
887528-014	MW111	WATER	08/21/07 12:50
887528-015	MW115	WATER	08/21/07 13:29
887528-016	MW115A	WATER	08/21/07 13:18
887528-017	MW116	WATER	08/21/07 12:35

I certify that the data contained in this Final Report has been generated and reviewed in accordance with approved methods and Laboratory Standard Operating Procedure. Exceptions, if any, are discussed in the accompanying sample comments. Release of this final report is authorized by Laboratory management, as is verified by the following signature. This report shall not be reproduced, except in full, without the written consent of Pace Analytical Services, Inc. The sample results relate only to the analytes of interest tested.

Results reported herein conform to the most current NELAC standards, where applicable, unless otherwise narrated in the body of the report.

REPORT OF LABORATORY ANALYSIS

This report shall not be reproduced, except in full, without the written consent of Pace Analytical Services, Inc.



Approval Signature Laurie Woelfel

Date 9/10/07

**Pace Analytical
Services, Inc.**

Analytical Report Number: 887528

1241 Bellevue Street
Green Bay, WI 54302
920-469-2436

Client : WDNR
Project Name : BETTER BRITE
Project Number : N1969A07
Field ID : TRIP

Matrix Type : WATER
Collection Date : 08/21/07
Report Date : 09/10/07
Lab Sample Number : 887528-001

INORGANICS

Test	Result	LOD	LOQ	EQL	Dil.	Units	Code	Anl Date/Time	Prep Method	Anl Method
Chromium	0.90	0.43	1.4		1	ug/L	QA	09/06/07 03:02 AM	SW846 3020A	SW846 6020
								Prep Date/Time:	09/05/07 11:20 AM	Anl By: MSB

**Pace Analytical
Services, Inc.**

Analytical Report Number: 887528

1241 Bellevue Street
Green Bay, WI 54302
920-469-2436

Client : WDNR
Project Name : BETTER BRITE
Project Number : N1969A07
Field ID : DUPLICATE-ZINC

Matrix Type : WATER
Collection Date : 08/21/07
Report Date : 09/10/07
Lab Sample Number : 887528-002

INORGANICS

Test	Result	LOD	LOQ	EQL	Dil.	Units	Code	Anl Date/Time	Prep Method	Anl Method
Chromium	1.0	0.43	1.4		1	ug/L	QA	09/06/07 11:39 AM	SW846 3020A	SW846 6020
								Prep Date/Time:	09/05/07 11:20 AM	Anl By: MSB

**Pace Analytical
Services, Inc.**

Analytical Report Number: 887528

1241 Bellevue Street
Green Bay, WI 54302
920-469-2436

Client : WDNR
Project Name : BETTER BRITE
Project Number : N1969A07
Field ID : MW5

Matrix Type : WATER
Collection Date : 08/21/07
Report Date : 09/10/07
Lab Sample Number : 887528-003

INORGANICS

Test	Result	LOD	LOQ	EQL	Dil.	Units	Code	Anl Date/Time	Prep Method	Anl Method
Chromium	2700	4.3	14		10	ug/L		09/06/07 03:20 AM	SW846 3020A	SW846 6020
								Prep Date/Time:	09/05/07 11:20 AM	Anl By: MSB

**Pace Analytical
Services, Inc.**

Analytical Report Number: 887528

1241 Bellevue Street
Green Bay, WI 54302
920-469-2436

Client : WDNR
Project Name : BETTER BRITE
Project Number : N1969A07
Field ID : MW6

Matrix Type : WATER
Collection Date : 08/21/07
Report Date : 09/10/07
Lab Sample Number : 887528-004

INORGANICS

Test	Result	LOD	LOQ	EQL	Dil.	Units	Code	Anl Date/Time	Prep Method	Anl Method
Chromium	8900	4.3	14		10	ug/L		09/06/07 03:26 AM	SW846 3020A	SW846 6020
								Prep Date/Time:	09/05/07 11:20 AM	Anl By: MSB

**Pace Analytical
Services, Inc.**

Analytical Report Number: 887528

1241 Bellevue Street
Green Bay, WI 54302
920-469-2436

Client : WDNR
Project Name : BETTER BRITE
Project Number : N1969A07
Field ID : MW7

Matrix Type : WATER
Collection Date : 08/21/07
Report Date : 09/10/07
Lab Sample Number : 887528-005

INORGANICS

Test	Result	LOD	LOQ	EQL	Dil.	Units	Code	Anl Date/Time	Prep Method	Anl Method
Chromium	4.4	0.43	1.4		1	ug/L	A	09/06/07 11:51 AM	SW846 3020A	SW846 6020

Prep Date/Time: 09/05/07 11:20 AM Anl By: MSB

**Pace Analytical
Services, Inc.**

Analytical Report Number: 887528

1241 Bellevue Street
Green Bay, WI 54302
920-469-2436

Client : WDNR
Project Name : BETTER BRITE
Project Number : N1969A07
Field ID : MW8

Matrix Type : WATER
Collection Date : 08/21/07
Report Date : 09/10/07
Lab Sample Number : 887528-006

INORGANICS

Test	Result	LOD	LOQ	EQL	Dil.	Units	Code	Anl Date/Time	Prep Method	Anl Method
Chromium	2.3	0.43	1.4		1	ug/L	A	09/06/07 11:57 AM	SW846 3020A	SW846 6020
								Prep Date/Time:	09/05/07 11:20 AM	Anl By: MSB

**Pace Analytical
Services, Inc.**

Analytical Report Number: 887528

1241 Bellevue Street
Green Bay, WI 54302
920-469-2436

Client : WDNR
Project Name : BETTER BRITE
Project Number : N1969A07
Field ID : MW8A

Matrix Type : WATER
Collection Date : 08/21/07
Report Date : 09/10/07
Lab Sample Number : 887528-007

INORGANICS

Test	Result	LOD	LOQ	EQL	Dil.	Units	Code	Anl Date/Time	Prep Method	Anl Method
Chromium	0.92	0.43	1.4		1	ug/L	QA	09/06/07 12:03 PM	SW846 3020A	SW846 6020
								Prep Date/Time:	09/05/07 11:20 AM	Anl By: MSB

**Pace Analytical
Services, Inc.**

Analytical Report Number: 887528 :

1241 Bellevue Street
Green Bay, WI 54302
920-469-2436

Client: WDNR
Project Name: BETTER BRITE
Project Number: N1969A07
Field ID: MW9

Matrix Type: WATER
Collection Date: 08/21/07
Report Date: 09/10/07
Lab Sample Number: 887528-008

INORGANICS

Test	Result	LOD	LOQ	EQL	Dil.	Units	Code	Anl Date/Time	Prep Method	Anl Method
Chromium	52	4.3	14		10	ug/L		09/06/07 04:02 AM	SW846 3020A	SW846 6020
								Prep Date/Time:	09/05/07 11:20 AM	Anl By: MSB

**Pace Analytical
Services, Inc.**

Analytical Report Number: 887528

1241 Bellevue Street
Green Bay, WI 54302
920-469-2436

Client : WDNR
Project Name : BETTER BRITE
Project Number : N1969A07
Field ID : MW10

Matrix Type : WATER
Collection Date : 08/21/07
Report Date : 09/10/07
Lab Sample Number : 887528-009

INORGANICS

Test	Result	LOD	LOQ	EQL	Dil.	Units	Code	Anl Date/Time	Prep Method	Anl Method
Chromium	17000	4.3	14		10	ug/L		09/06/07 04:08 AM	SW846 3020A	SW846 6020

Prep Date/Time: 09/05/07 11:20 AM Anl By: MSB

**Pace Analytical
Services, Inc.**

Analytical Report Number: 887528

1241 Bellevue Street
Green Bay, WI 54302
920-469-2436

Client : WDNR
Project Name : BETTER BRITE
Project Number : N1969A07
Field ID : SUMP

Matrix Type : WATER
Collection Date : 08/21/07
Report Date : 09/10/07
Lab Sample Number : 887528-010

INORGANICS

Test	Result	LOD	LOQ	EQL	Dil.	Units	Code	Anl Date/Time	Prep Method	Anl Method
Chromium	20000	4.3	14		10	ug/L		09/06/07 04:14 AM	SW846 3020A	SW846 6020
								Prep Date/Time:	09/05/07 11:20 AM	Anl By: MSB

**Pace Analytical
Services, Inc.**

Analytical Report Number: 887528

1241 Bellevue Street
Green Bay, WI 54302
920-469-2436

Client : WDNR

Project Name : BETTER BRITE

Project Number : N1969A07

Field ID : DUPLICATE-CHROME

Matrix Type : WATER

Collection Date : 08/21/07

Report Date : 09/10/07

Lab Sample Number : 887528-011

INORGANICS

Test	Result	LOD	LOQ	EQL	Dil.	Units	Code	Anl Date/Time	Prep Method	Anl Method
Chromium	48	4.3	14		10	ug/L		09/06/07 04:20 AM	SW846 3020A	SW846 6020
								Prep Date/Time:	09/05/07 11:20 AM	Anl By: MSB

**Pace Analytical
Services, Inc.**

Analytical Report Number: 887528

1241 Bellevue Street
Green Bay, WI 54302
920-469-2436

Client : WDNR
Project Name : BETTER BRITE
Project Number : N1969A07
Field ID : MW110

Matrix Type : WATER
Collection Date : 08/21/07
Report Date : 09/10/07
Lab Sample Number : 887528-012

INORGANICS

Test	Result	LOD	LOQ	EQL	Dil.	Units	Code	Anl Date/Time	Prep Method	Anl Method
Chromium	7.4	0.43	1.4		1	ug/L	A	09/06/07 12:21 PM	SW846 3020A	SW846 6020
								Prep Date/Time:	09/05/07 11:20 AM	Anl By: MSB

**Pace Analytical
Services, Inc.**

Analytical Report Number: 887528

1241 Bellevue Street
Green Bay, WI 54302
920-469-2436

Client : WDNR
Project Name : BETTER BRITE
Project Number : N1969A07
Field ID : MW110A

Matrix Type : WATER
Collection Date : 08/21/07
Report Date : 09/10/07
Lab Sample Number : 887528-013

INORGANICS

Test	Result	LOD	LOQ	EQL	Dil.	Units	Code	Anl Date/Time	Prep Method	Anl Method
Chromium	1.9	0.43	1.4		1	ug/L	A	09/06/07 12:27 PM	SW846 3020A	SW846 6020
								Prep Date/Time:	09/05/07 11:20 AM	Anl By: MSB

**Pace Analytical
Services, Inc.**

Analytical Report Number: 887528

1241 Bellevue Street
Green Bay, WI 54302
920-469-2436

Client : WDNR
Project Name : BETTER BRITE
Project Number : N1969A07
Field ID : MW111

Matrix Type : WATER
Collection Date : 08/21/07
Report Date : 09/10/07
Lab Sample Number : 887528-014

INORGANICS

Test	Result	LOD	LOQ	EQL	Dil.	Units	Code	Anl Date/Time	Prep Method	Anl Method
Chromium	25	4.3	14		10	ug/L		09/06/07 04:38 AM	SW846 3020A	SW846 6020
								Prep Date/Time:	09/05/07 11:20 AM	Anl By: MSB

**Pace Analytical
Services, Inc.**

Analytical Report Number: 887528

1241 Bellevue Street
Green Bay, WI 54302
920-469-2436

Client : WDNR
Project Name : BETTER BRITE
Project Number : N1989A07
Field ID : MW115

Matrix Type : WATER
Collection Date : 08/21/07
Report Date : 09/10/07
Lab Sample Number : 887528-015

INORGANICS

Test	Result	LOD	LOQ	EQL	Dil.	Units	Code	Anl Date/Time	Prep Method	Anl Method
Chromium	10	0.43	1.4		1	ug/L	A	09/06/07 12:33 PM	SW846 3020A	SW846 6020
								Prep Date/Time:	09/05/07 11:20 AM	Anl By: MSB

**Pace Analytical
Services, Inc.**

Analytical Report Number: 887528

1241 Bellevue Street
Green Bay, WI 54302
920-469-2436

Client : WDNR
Project Name : BETTER BRITE
Project Number : N1969A07
Field ID : MW115A

Matrix Type : WATER
Collection Date : 08/21/07
Report Date : 09/10/07
Lab Sample Number : 887528-016

INORGANICS

Test	Result	LOD	LOQ	EQL	Dil.	Units	Code	Anl Date/Time	Prep Method	Anl Method
Chromium	2.7	0.43	1.4		1	ug/L	A	09/06/07 12:39 PM	SW846 3020A	SW846 6020
								Prep Date/Time: 09/05/07 11:20 AM Anl By: MSB		

**Pace Analytical
Services, Inc.**

Analytical Report Number: 887528

1241 Bellevue Street
Green Bay, WI 54302
920-469-2436

Client : WDNR
Project Name : BETTER BRITE
Project Number : N1969A07
Field ID : MW116

Matrix Type : WATER
Collection Date : 08/21/07
Report Date : 09/10/07
Lab Sample Number : 887528-017

INORGANICS

Test	Result	LOD	LOQ	EQL	Dil.	Units	Code	Anl Date/Time	Prep Method	Anl Method
Chromium	39000	4.3	14		10	ug/L		09/06/07 05:08 AM	SW846 3020A	SW846 6020
								Prep Date/Time:	09/05/07 11:20 AM	Anl By: MSB

**Pace Analytical
Services, Inc.**

1241 Bellevue Street
Green Bay, WI 54302
920-469-2436
Fax: 920-469-8827

Lab Number	TestGroupID	Field ID	Comment
887528	M-CR-W	All Samples	A - Analyte is detected in the method blank at a concentration of 0.58 ug/L.

Qualifier Codes

Flag	Applies To	Explanation
A	Inorganic	Analyte is detected in the method blank. Method blank criteria is evaluated to the laboratory method detection limit. Additionally, method blank acceptance may be based on project specific criteria or determined from analyte concentrations in the sample and are evaluated on a sample by sample basis.
B	Inorganic	The analyte has been detected between the method detection limit and the reporting limit.
B	Organic	Analyte is present in the method blank. Method blank criteria is evaluated to the laboratory method detection limit. Additionally, method blank acceptance may be based on project specific criteria or determined from analyte concentrations in the sample and are evaluated on a sample by sample basis.
C	All	Elevated detection limit.
D	All	Analyte value from diluted analysis or surrogate result not applicable due to sample dilution.
E	Inorganic	Estimated concentration due to matrix interferences. During the metals analysis the serial dilution failed to meet the established control limits of 0-10%. The sample concentration is greater than 50 times the IDL for analysis done on the ICP or 100 times the IDL for analysis done on the ICP-MS. The result was flagged with the E qualifier to indicate that a physical interference was observed.
E	Organic	Analyte concentration exceeds calibration range.
F	Inorganic	Due to potential interferences for this analysis by Inductively Coupled Plasma techniques (SW-846 Method 6010), this analyte has been confirmed by and reported from an alternate method.
F	Organic	Surrogate results outside control criteria.
G	All	The result is estimated because the concentration is less than the lowest calibration standard concentration utilized in the initial calibration. The method detection limit is less than the reporting limit specified for this project.
H	All	Preservation, extraction or analysis performed past holding time.
HF	Inorganic	This test is considered a field parameter, and the recommended holding time is 15 minutes from collection. The analysis was performed in the laboratory beyond the recommended holding time.
J	All	Concentration detected equal to or greater than the method detection limit but less than the reporting limit.
K	Organic	Detection limit may be elevated due to the presence of an unrequested analyte.
L	All	Elevated detection limit due to low sample volume.
M	Organic	Sample pH was greater than 2
N	All	Spiked sample recovery not within control limits.
O	Organic	Sample received overweight.
P	Organic	The relative percent difference between the two columns for detected concentrations was greater than 40%.
Q	All	The analyte has been detected between the limit of detection (LOD) and limit of quantitation (LOQ). The results are qualified due to the uncertainty of analyte concentrations within this range.
S	Organic	The relative percent difference between quantitation and confirmation columns exceeds internal quality control criteria. Because the result is unconfirmed, it has been reported as a non-detect with an elevated detection limit.
U	All	The analyte was not detected at or above the reporting limit.
V	All	Sample received with headspace.
W	All	A second aliquot of sample was analyzed from a container with headspace.
X	All	See Sample Narrative.
Z	Organics	This compound was separated in the CCV standard but it did not meet the resolution criteria as set forth in SW846.
&	All	Laboratory Control Spike recovery not within control limits.
*	All	Precision not within control limits.
+	Inorganic	The sample result is greater than four times the spike level; therefore, the percent recovery is not evaluated.
<	All	The analyte was not detected at or above the reporting limit.
1	Inorganic	Dissolved analyte or filtered analyte greater than total analyte; analyses passed QC based on precision criteria.
2	Inorganic	Dissolved analyte or filtered analyte greater than total analyte; analyses failed QC based on precision criteria.
3	Inorganic	BOD result is estimated due to the BOD blank exceeding the allowable oxygen depletion.
4	Inorganic	BOD duplicate precision not within control limits. Due to the 48 hour holding time for this test, it is not practical to reanalyze and try to correct the deficiency.
5	Inorganic	BOD result is estimated due to insufficient oxygen depletion. Due to the 48 hour holding time for this test, it is not practical to reanalyze and try to correct the deficiency.
6	Inorganic	BOD laboratory control sample not within control limits. Due to the 48 hour holding time for this test, it is not practical to reanalyze and try to correct the deficiency.
7	Inorganic	BOD result is estimated due to complete oxygen depletion. Due to the 48 hour holding time for this test, it is not practical to reanalyze and try to correct the deficiency.
8	Inorganic	Sample was received unpreserved. Sample was preserved either at the time of receipt or at the time of sample preparation.
9	Inorganic	Sample was received with insufficient preservation. Acid was added either at the time of receipt or at the time of sample preparation.

Test Group Name	887528-017	887528-016	887528-015	887528-014	887528-013	887528-012	887528-011	887528-010	887528-009	887528-008	887528-007	887528-006	887528-005	887528-004	887528-003	887528-002	887528-001
CHROMIUM	B	B	B	B	B	B	B	B	B	B	B	B	B	B	B	B	B

Code	WI Certification
B	405132750 / DATCP: 105-444



Sample Condition Upon Receipt

Client Name: WDNR

Project # 887528

Courier: Fed Ex UPS USPS Client Commercial Pace Other _____

Tracking #: _____

Custody Seal on Cooler/Box Present: yes no Seals intact: yes no

Packing Material: Bubble Wrap Bubble Bags None Other _____

Thermometer Used N/A Type of Ice: Wet Blue None Samples on ice, cooling process has begun

Cooler Temperature ROI Biological Tissue is Frozen: Yes No
Temp should be above freezing to 6°C

Date and Initials of person examining contents: 8/22/07 AG
UP/22/07

Chain of Custody Present:	<input checked="" type="checkbox"/> Yes <input type="checkbox"/> No <input type="checkbox"/> N/A	1.
Chain of Custody Filled Out:	<input checked="" type="checkbox"/> Yes <input type="checkbox"/> No <input type="checkbox"/> N/A	2.
Chain of Custody Relinquished:	<input checked="" type="checkbox"/> Yes <input type="checkbox"/> No <input type="checkbox"/> N/A	3.
Sampler Name & Signature on COC:	<input checked="" type="checkbox"/> Yes <input type="checkbox"/> No <input type="checkbox"/> N/A	4.
Samples Arrived within Hold Time:	<input checked="" type="checkbox"/> Yes <input type="checkbox"/> No <input type="checkbox"/> N/A	5.
Short Hold Time Analysis (<72hr):	<input type="checkbox"/> Yes <input checked="" type="checkbox"/> No <input type="checkbox"/> N/A	6.
Rush Turn Around Time Requested:	<input type="checkbox"/> Yes <input checked="" type="checkbox"/> No <input type="checkbox"/> N/A	7.
Sufficient Volume:	<input checked="" type="checkbox"/> Yes <input type="checkbox"/> No <input type="checkbox"/> N/A	8.
Correct Containers Used:	<input checked="" type="checkbox"/> Yes <input type="checkbox"/> No <input type="checkbox"/> N/A	9.
-Pace Containers Used:	<input checked="" type="checkbox"/> Yes <input type="checkbox"/> No <input type="checkbox"/> N/A	
Containers Intact:	<input checked="" type="checkbox"/> Yes <input type="checkbox"/> No <input type="checkbox"/> N/A	10.
Filtered volume received for Dissolved tests	<input type="checkbox"/> Yes <input type="checkbox"/> No <input checked="" type="checkbox"/> N/A	11.
Sample Labels match COC:	<input checked="" type="checkbox"/> Yes <input type="checkbox"/> No <input type="checkbox"/> N/A	12.
-Includes date/time/ID/Analysis Matrix:	<u>W</u>	
All containers needing preservation have been checked.	<input checked="" type="checkbox"/> Yes <input type="checkbox"/> No <input type="checkbox"/> N/A	13.
All containers needing preservation are found to be in compliance with EPA recommendation.	<input checked="" type="checkbox"/> Yes <input type="checkbox"/> No <input type="checkbox"/> N/A	
exceptions: VOA, coliform, TOC, O&G, WI-DRO (water)	<input type="checkbox"/> Yes <input type="checkbox"/> No	Initial when completed <u>AG</u> Lot # of added preservative
Samples checked for dechlorination:	<input type="checkbox"/> Yes <input type="checkbox"/> No <input checked="" type="checkbox"/> N/A	14.
Headspace in VOA Vials (>6mm):	<input type="checkbox"/> Yes <input type="checkbox"/> No <input checked="" type="checkbox"/> N/A	15.
Trip Blank Present:	<input checked="" type="checkbox"/> Yes <input type="checkbox"/> No <input type="checkbox"/> N/A	16. <u>Inc w/ #No3</u> <u>OMNUI</u>
Trip Blank Custody Seals Present	<input type="checkbox"/> Yes <input checked="" type="checkbox"/> No <input type="checkbox"/> N/A	<u>Container</u> <u>AG</u>
Pace Trip Blank Lot # (if purchased):	_____	

Client Notification/ Resolution: _____ Field Data Required? Y / N

Person Contacted: _____ Date/Time: _____

Comments/ Resolution: _____

Project Manager Review: UP Date: 8/23/07

Note: Whenever there is a discrepancy affecting North Carolina compliance samples, a copy of this form will be sent to the North Carolina DEHNR Certification Office (i.e out of hold, incorrect preservative, out of temp, incorrect containers)

CHAIN-OF-CUSTODY / Analytical Request Document

The Chain-of-Custody is a LEGAL DOCUMENT. All relevant fields must be completed accurately.

1/2



Section A Required Client Information:	Section B Required Project Information:	Section C Invoice Information:
Company: WDNR - Keld Lauridsen	Report To: Dave Fries	Attention: Keld Lauridsen - WNR
Address: 2984 Shawano Avenue Green Bay, WI	Copy To: OMNNI Associates One Systems Drive, Appleton	Company Name: 6 Dave Fries
Email To:	Purchase Order No.:	Address: OMNNI
Phone: 920-662-5420 Fax:	Project Name: Better Brite	Pace Quote Reference:
Requested Due Date/TAT:	Project Number: N1969A07	Pace Profile #:

REGULATORY AGENCY		
<input type="checkbox"/> NPDES	<input type="checkbox"/> GROUND WATER	<input type="checkbox"/> DRINKING WATER
<input type="checkbox"/> UST	<input type="checkbox"/> RCRA	<input checked="" type="checkbox"/> Other: SF

SITE LOCATION	<input type="checkbox"/> GA	<input type="checkbox"/> IL	<input type="checkbox"/> IN	<input type="checkbox"/> MI	<input type="checkbox"/> MN	<input type="checkbox"/> NC
	<input type="checkbox"/> OH	<input type="checkbox"/> SC	<input checked="" type="checkbox"/> WI	<input type="checkbox"/> OTHER _____		

ITEM #	Section D Required Client Information SAMPLE ID One Character per box. (A-Z, 0-9 / -) Samples IDs MUST BE UNIQUE	Valid Matrix Codes MATRIX DRINKING WATER DIW WATER WT WASTE WATER VWV PRODUCT P SOIL/SOLID SL OIL OL WIPE WP AIR AR OTHER OT TISSUE TS	CODE	MATRIX CODE	SAMPLE TYPE G=GRAB C=COMP	COLLECTED				SAMPLE TEMP AT COLLECTION	# OF CONTAINERS	Preservatives							Filtered (Y/N)	Requested Analysis:	Total Chromium (µM)	Residual Chlorine (mg/l)	887528 Pace Project Number	Lab I.D.										
						COMPOSITE START		COMPOSITE END/GRAB				Unpreserved	H ₂ SO ₄	HNO ₃	HCl	NaOH	Na ₂ S ₂ O ₃	Methanol							Other									
						DATE	TIME	DATE	TIME																									
1	TRIP				WG			8/21/07	6:00		1	X																						
2	DUPLICATE - 2 IN C											X																						
3	MW3							damaged couldn't be sampled																										
4	MW5				003				9:50			X																						
5	MW6				004				8:49			X																						
6	MW7				005				7:34			X																						
7	MW8				006				7:55			X																						
8	MW8A				007				8:20			X																						
9	MW9				008				8:35			X																						
10	MW10				009				4:39			X																						
11	SUMP				010				11:11			X																						
12	MUNICIPAL WELL								out of service			X																						

Additional Comments:	RELINQUISHED BY / AFFILIATION	DATE	TIME	ACCEPTED BY / AFFILIATION	DATE	TIME	SAMPLE CONDITION
	<i>[Signature]</i>	8/21/07	5:30	<i>[Signature]</i>	8/22/07	0915	Y/N
	<i>[Signature]</i>	8/21/07	1:50	<i>[Signature]</i>	8/22/07	1500	Y/N

SAMPLER NAME AND SIGNATURE	Temp in °C	Received on Ice	Custody Sealed Cooler	Samples Intact
PRINT Name of SAMPLER:				
SIGNATURE of SAMPLER:				
DATE Signed (MM/DD/YY)				

CHAIN-OF-CUSTODY / Analytical Request Document

The Chain-of-Custody is a LEGAL DOCUMENT. All relevant fields must be completed accurately.

0981534

Section A

Required Client Information:

Company: *WDNR - Keld Lauridsen*
 Address: *2984 Shawano Ave. Green Bay, WI*
 Email To:
 Phone: *662-5420* Fax:

Section B

Required Project Information:

Report To: *Dave Fries - OMNNI*
 Copy To: *Keld Lauridsen*
 Purchase Order No.:
 Project Name: *Better Brite*
 Project Number: *N1969A07*

Section C

Invoice Information:

Attention: *Keld Lauridsen - WDNR*
 Company Name: *% Dave Fries*
 Address: *OMNNI*
 Pace Quote Reference:
 Pace Project Manager:
 Pace Profile #:

REGULATORY AGENCY

NPDES GROUND WATER DRINKING WATER
 UST RCRA Other: *EF*

SITE LOCATION

GA IL IN MI MN NC
 OH SC WI OTHER _____

Section D Required Client Information

SAMPLE ID
 One Character per box.
 (A-Z, 0-9 / -)
 Samples IDs MUST BE UNIQUE

Valid Matrix Codes

MATRIX	CODE
DRINKING WATER	DW
WATER	WT
WASTE WATER	WW
PRODUCT	P
SOIL/SOLID	SL
OIL	OL
WIPE	WP
AIR	AR
OTHER	OT
TISSUE	TS

ITEM #	SAMPLE ID	MATRIX CODE	SAMPLE TYPE G=GRAB C=COMP	COLLECTED				SAMPLE TEMP AT COLLECTION	# OF CONTAINERS	Preservatives							Filtered (Y/N)	Requested Analysis:	Pace Project Number 88752	Lab I.D.	
				COMPOSITE START		COMPOSITE END/GRAB				Unpreserved	H ₂ SO ₄	HNO ₃	HCl	NaOH	Na ₂ S ₂ O ₃	Methanol					Other
				DATE	TIME	DATE	TIME														
1	TRTP - Same as SPG 1	WG				8/21/07	6:00	1	X												
2	DUPPLICATE-CHROME		011						X									250 mL RLY			
3	MW110		012				2:02		X												
4	MW110A		013				1:47		X												
5	MW111		014				12:50		X									500 mL RLY			
6	MW115		015				1:29		X									250 mL RLY			
7	MW115A		016				1:18		X												
8	MW116		017				12:35		X									500 mL RLY			
9																					
10																					
11																					
12																					

Additional Comments:

RELINQUISHED BY / AFFILIATION	DATE	TIME	ACCEPTED BY / AFFILIATION	DATE	TIME	SAMPLE CONDITION
<i>Dave Fries</i>	8/21/07	5:30	<i>B. Kueper</i>	8/22/07	0915	YIN YIN YIN YIN
<i>B. Kueper</i>	8/22/07	1:50	<i>J. Miller</i>	8/22/07	1:00 PCT	YIN YIN YIN YIN

SAMPLER NAME AND SIGNATURE

PRINT Name of SAMPLER:

SIGNATURE of SAMPLER:

DATE Signed (MM/DD/YY)

Temp in °C

Received on Ice

Custody Sealed Cooler

Samples Intact

March 6, 2008



Mr. Keld Lauridsen
Hydrogeologist/Project Manager
WDNR-Northeast Region RR
P.O. Box 10448
Green Bay, WI 54307-0448

**RE: Better Brite Groundwater Monitoring – Project Status Report
OMNI Invoice For Work Performed during February 2008**

Dear Mr. Lauridsen:

Enclosed please find OMNI's invoice for services performed during February on the Better Brite Superfund Site. Invoice #51316 is for work on the report to document the groundwater sampling event performed at the site. The report has been completed and mailed.

If you have any questions regarding this invoice or the project in general, please do not hesitate to call.

Sincerely,
OMNI Associates, Inc.

A handwritten signature in black ink, appearing to read "Dave Fries".

Dave Fries, P.G., CHMM
Hydrogeologist

Enclosures

Fed Tax ID: 39-1095924

Invoice

Please Make Checks Payable To OMNNI Associates
Please Include Invoice Number With Payment

(SOW02.2)

To: Mr. Keld Lauridsen
Department of Natural Resources
Northeast Region Finance
P.O. Box 10448
Green Bay, WI 54307-0448

Invoice Date: March 05, 2008
Invoice #: 51316
OMNNI Project #: N1969A07
Project Name: Better Brite Environmental Repair

Invoice Total: \$ 265.65

Billing Group: 002

Contract ID #: email authorization
Monitoring Well Sampling
Services Rendered through: February 29, 2008

Contract Maximum: \$ 2,482.00
Prior Billings Against Max: \$ 2,216.35
Current Billing Against Max: \$ 265.65
Balance After This Invoice: \$ -

Professional Services

	<u>Hours</u>	<u>Rate</u>		<u>Charge</u>
Drum, Deanna	4.50	\$62.00	\$	279.00
Fries, David	2.00	\$105.00	\$	210.00

Professional Services Totals: \$ 489.00

Billing Group Subtotal: \$ 489.00

Contract Exceeds Max: \$ (223.35)

Invoice Total: \$ 265.65

David Fries, Project Manager
920-830-6145
david.fries@omnni.com

Invoice net due 30 days from date of invoice. A late charge of 1.5% per month, 18% per annum will be added to any unpaid balance after 30 days.

Approved for payment
Keld Lauridsen 3/7/08
274 RRKP 2724 RRQR

February 11, 2008



Mr. Keld Lauridsen
Hydrogeologist/Project Manager
WDNR-Northeast Region RR
P.O. Box 10448
Green Bay, WI 54307-0448

**RE: Better Brite Groundwater Monitoring – Project Status Report
OMNI Invoice For Work Performed during January 2008**

Dear Mr. Lauridsen:

Enclosed please find OMNI's invoice for services performed during January on the Better Brite Superfund Site. Invoice #51176 is for work on the report to document the groundwater sampling event performed at the site. OMNI will continue to work on the report and mail it when it is complete.

If you have any questions regarding this invoice or the project in general, please do not hesitate to call.

Sincerely,
OMNI Associates, Inc.

A handwritten signature in black ink, appearing to read "Dave Fries".

Dave Fries, P.G., CHMM
Hydrogeologist

Enclosures

Fed Tax ID: 39-1095924

Please Make Checks Payable To OMNI Associates

Please Include Invoice Number With Payment

Invoice

(SOW02.2)

To: Mr. Keld Lauridsen
Department of Natural Resources
Northeast Region Finance
P.O. Box 10448
Green Bay, WI 54307-0448

Invoice Date: February 06, 2008

Invoice #: 51176

OMNI Project #: N1969A07

Project Name: Better Brite Environmental Repair

Invoice Total: \$ 241.00

Billing Group: 002

Contract ID #: email authorization

Monitoring Well Sampling

Services Rendered through: January 31, 2008

Contract Maximum:	\$	2,482.00
Prior Billings Against Max:	\$	1,975.35
Current Billing Against Max:	\$	<u>241.00</u>
Balance After This Invoice:	\$	265.65

Professional Services

	<u>Hours</u>	<u>Rate</u>		<u>Charge</u>
Drum, Deanna	0.50	\$62.00	\$	31.00
Fries, David	2.00	\$105.00	\$	210.00
Professional Services Totals:			\$	<u>241.00</u>

Invoice Total: \$ 241.00

David Fries, Project Manager

david.fries@omni.com

Invoice net due 30 days from date of invoice. A late charge of 1.5% per month, 18% per annum will be added to any unpaid balance after 30 days.

Approved for payment
Keld Lauridsen 2/15/08
274 RRKP 2724 RRQR

Lauridsen, Keld B - DNR

From: Lauridsen, Keld B - DNR
Sent: Monday, August 20, 2007 10:10 AM
To: 'David L. Fries'
Subject: RE: Better Brite

At the Zinc Shop:
MW3, MW5, MW6, MW7, MW8, MW8A, MW9, MW10, sump and municipal well.

The contact for the municipal well is Mr. Paul Minten. He can be reached at his cell phone at (920) 639-1002. He indicated to me that either Tuesday or Wednesday would work for him. If you call him about an hour ahead of the time you want to collect the sample, he will make sure somebody is there to run the water for about 10 minutes before sample collection.

At the Chrome Shop: .

MW110, MW110A, MW111, MW115, MW115A, MW116.

I will be out all day Tuesday (Wausau) and back in on Wednesday. If you are at the site Tuesday, you should be able to reach me at my cell at 920-327-3057 if you have any questions.

I will call everybody today to let them know you will be there to collect samples either Tuesday or Wednesday.

Let me know if you need anything else.

-Keld

Keld B. Lauridsen
Hydrogeologist
Wisconsin Department of Natural Resources
2984 Shawano Avenue.
P.O. Box 10448
Green Bay, WI 54307-0448

Phone (920) 662-5420
Fax (920) 662-5197
E-mail Keld.Lauridsen@wisconsin.gov
Visit us on the web -----> www.dnr.state.wi.us/org/aw/rr

From: David L. Fries [mailto:David.Fries@omni.com]
Sent: Monday, August 20, 2007 9:04 AM
To: Lauridsen, Keld B - DNR
Subject: Better Brite

Keld,

Can you verify for me which monitoring wells are being sampled.

July 17, 2007

Mr. Keld Lauridsen
Hydrogeologist/Project Manager
WDNR-Northeast Region RR
P.O. Box 10448
Green Bay, WI 54307-0448

**RE: Better Brite Superfund Site, De Pere, WI
Groundwater Sampling Proposal**

Dear Mr. Lauridsen:

Enclosed please find our proposed level of effort for the groundwater sampling services requested at the Better Brite Superfund site. Our proposal is in response to your request for a cost estimate dated July 13, 2007.

Our level of effort is broken down as follows:

- Preparing for sampling, which includes notifying the WDNR project manager, coordinating with the laboratory, obtaining sampling containers, preparing labels, and mobilization.
- Site sampling, which includes determining the depth of groundwater at 15 monitoring points which do not require groundwater analysis.
 - We estimated 15 minutes per monitoring point to locate the point, open cover, take and record water elevation, clean the cover, note any issues with the monitoring point, secure the cover, and decontaminate the water level meter.
- Site sampling, which includes determining the depth of groundwater and collecting a sample from 14 monitoring points.
 - We estimated 30 minutes per sampled monitoring point to locate the point, open cover, take and record water elevation, decontaminate the water level meter, purge the monitoring point with the provided bailer, take an unfiltered sample, which will be analyzed for total chromium, process the sample, clean the cover, note any issues with the monitoring point, and secure the cover. One duplicate sample will be collected from each of the two properties.

- Site sampling, which includes collecting two samples; one sample from the sump and one sample from the municipal well.
 - We estimated 15 minutes per sampled monitoring point to access the sample location, take an unfiltered sample, which will be analyzed for total chromium, process the sample, and secure the sample location.
- Site sampling, we allowed one hour for travel time and 65 miles round trip.
- The groundwater samples will either be picked up by the courier from Pace Analytical or dropped off with Synergy Environmental Lab. Both laboratories quoted a price of \$10 for total chromium analysis of groundwater. The laboratory bids have been included for your reference.
- Purge water will be disposed at the treatment facility located at 315 South Sixth Street.
- Reporting/Project Management, we estimated 5 hours to prepare a letter report and manage the project.
 - The letter report will consist of brief discussion of the sampling activities, the analytical report from the laboratory, and a summary table of the analysis.
 - Project management will consist of reporting to the WDNR project manager, and processing invoices.

We are not intending to provide, but can provide if requested, the following services:

- Low flow sampling of the monitoring points.
 - If requested, we can install down well tubing and sample the monitoring points using a peristaltic pump for low flow sampling. There would be an initial site setup, which would include removing the dedicated bailer equipment and fitting the wells with tubing. We estimate four hours to convert the site to low flow sampling and approximately \$100 in materials. Once the site is setup for low flow sampling, we do not anticipate any additional time required (beyond the 30 minutes) to collect the sample. Peristaltic pump rental is \$45/day.
- pH/Conductivity/Temperature readings.
 - If requested, we can provide pH/Conductivity/Temperature readings. If the sample is collected by using a bailer we will insert the probe into

the monitoring point before purging. If the sample is collect by low flow sampling methods, we will place the probe in the flow through sampling cell. We estimate one hour to collect the information from all the 14 monitoring points. The meter rental is \$20/day.

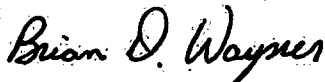
- Contour map.
 - If requested, we can provide a contour map with the report. We estimate four hours for the initial map setup and then one hour each time the contour map is updated.

What we will need from the WDNR:

- Access to the properties and treatment facility.
- Map(s) of the properties indicating the monitoring point locations.
- A copy of the last monitoring report.
- Authorization to provide the services, in the form of a purchase order, service agreement, or contract.

If you have any questions on our proposed services, please do not hesitate to call.

Very truly yours,
OMNNI Associates, Inc.



Brian D. Wayner, P.E.
Environmental Manger

Enclosures

Better Brite Groundwater Sampling Level-of-Effort	Consultant Fees		Equipment/Commodity Costs			Total
	Hours	Rate	Quantity	Unit	Unit Cost	
Groundwater Sampling Event						
Project Manager/Hydrogeologist	2	\$99				\$198
Drafting Technician	0	\$55				\$0
Environmental Technician	12.25	\$85				\$1,041
Mileage			59	mile	\$0.80	\$47
Water Level Probe			1	day	\$21	\$21
Filtering Apparatus			0	day	\$22	\$0
D.O. Meter			0	day	\$47	\$0
pH, Conductivity, Temp meter			0	day	\$20	\$0
ORP meter			0	day	\$47	\$0
Peristaltic Pump			0	day	\$45	\$0
Bailers			0	each	\$9	\$0
Laboratory Analysis - Groundwater						
Total Chromium			18	sample	\$10	\$180
						\$1,487
Reporting/Project Management						
Project Manager/Hydrogeologist	5	\$99				\$495
						\$495

Total Proposed Cost: \$1,982

Clarifications:

1. We do not markup subcontractor or commodity items. We have included the subcontractor proposals that we used to prepare the above level-of-effort for your review.
2. If any additional clarification on our proposed level-of-effort is required, please contact us.

Laboratory Quote Reference Number:

PACE Analytical

Analytical Parameter	Analysis Method	Estimated Annual Quantity	Unit Price	Extended Price
Groundwater				
Total Chromium	SW-846-6010B	17	\$10	\$170.00
Total Extended Price:				\$170.00

Scope of Services:

Laboratory analysis of groundwater samples collected from a former plating facility.

Site: Better Brite, 315 S. Sixth Street and 519 Lande Street, De Pere, WI
Client: Wisconsin Department of Natural Resources
Invoice to: OMNNI Associates, Inc., One Systems Drive, Appleton, WI 54914-1654
Report to: OMNNI Associates, Inc., One Systems Drive, Appleton, WI 54914-1654

Additional Terms:

- 1) Laboratory shall perform all tests listed above for the unit prices listed during the term August 2007 – August 2008.
- 2) Unit prices shall include all necessary sampling containers and vial holders, same day pickup and transportation.
- 3) Subcontracted tests shall be noted on bid form
- 3) Analysis report shall be available within 14 days after laboratory received samples.
- 4) A hard copy and electronic copy of the report shall be provided.
- 5) The original invoice shall be included with each analysis report for the work done on that report.
- 6) Contract may be terminated upon failure by the successful bidder to comply with the above terms.

Brian Wayner

Subject: FW: Sample analysis - Better Brite site

From: Mike Ricker [mailto:mrick@water-right.com]

Sent: Monday, July 16, 2007 4:18 PM

To: Gregg Frank

Cc: Brian Wayner

Subject: RE: Sample analysis - Better Brite site

Hi Brian,

We could do Total Chromium for \$10.00 ea.

thank you,

Michael J. Ricker

Synergy Environmental Lab, INC

1990 Prospect Court

Appleton, WI 54914

Ph# 920-830-2455

Lauridsen, Keld B - DNR

From: Brian Wayner [Brian.Wayner@omni.com]
Sent: Tuesday, July 17, 2007 2:17 PM
To: Lauridsen, Keld B - DNR
Subject: RE: Request for cost estimates for groundwater sampling at the Better Brite Superfund site located at 315 S. Sixth St. and 519 Lande St. in De Pere, WI
Attachments: Better Brite Proposal.pdf

Attached is our proposal for the Better Brite groundwater sampling project. Please let me know if you have any questions. Thank you for allowing us to submit a proposal.

Brian Wayner
OMNI Associates, Inc.

From: Lauridsen, Keld B - DNR [mailto:Keld.Lauridsen@wisconsin.gov]
Sent: Friday, July 13, 2007 2:54 PM
To: Lauridsen, Keld B - DNR
Subject: Request for cost estimates for groundwater sampling at the Better Brite Superfund site located at 315 S. Sixth St. and 519 Lande St. in De Pere, WI

Please provide the Department with a cost estimate for the activities outlined in the following scope of work to be performed at the Better Brite Superfund site in De Pere, WI. Please note that this site consists of two separate properties located in the same general area. Bids are to be submitted electronically by the end of the day on Friday July 20, 2007. Work is to be performed during the month of August 2007.

Determine depth to water at all 31 monitoring points. Depth to groundwater varies from 2-20 feet below ground surface.

Collect groundwater samples from 11 monitoring wells, 3 piezometers, 1 sump and 1 municipal well. One duplicate sample is to be collected from each of the two properties. Low flow sampling techniques are to be utilized.

Samples are to be analyzed for total chromium.

All data is to be provided in a tabular format.

Purge water is to be disposed at treatment facility located at 315 South Sixth Street.

It is expected that the winning bidder follows their own health and safety plan.

Within 60 days of completion of the groundwater sampling event; 2 copies of a report documenting all work performed and recommending any future work is to be provided to the Department. Previous sampling reports are available from the Department upon request.

A scope of work similar to this is expected to be performed every 2 years unless site conditions warrant more frequent sampling. Site maps with groundwater contours need not be provided during every sampling event.

I appreciate your interest in this project and please let me know if you have any questions:

07/17/2007

-Keld

Keld B. Lauridsen
Hydrogeologist
Wisconsin Department of Natural Resources
2984 Shawano Avenue.
P.O. Box 10448
Green Bay, WI 54307-0448

Phone (920) 662-5420
Fax (920) 662-5197
E-mail Keld.Lauridsen@wisconsin.gov
Visit us on the web -----> www.dnr.state.wi.us/org/aw/rr

July 19, 2007
(1311.004 - new work)

Mr. Keld Lauridsen
Wisconsin Department of Natural Resources
2984 Shawano Avenue
P.O. Box 10448
Green Bay, WI 54307-0448

RE: Bi-annual Sampling Proposal for August, 2007 Event at Better Brite Site, DePere, Wisconsin

Dear Keld:

Enclosed please find our proposal for the above site. The sampling requirements are discussed in your email of 07-13-2007 and are summarized below:

Groundwater elevations will be taken at 31 monitoring points. Depth to groundwater varies from 2-20 feet below ground surface.

Collect groundwater samples from 11 monitoring wells, 3 piezometers, 1 sump and 1 municipal well (WDNR will contact the City for a sampling location). One duplicate sample is to be collected from each of the two properties (18 total samples). Low flow sampling techniques were mentioned in the email, but as most of the monitor wells bail dry and no significant purge water volume is generated, **low flow sampling is deferred to a future event.**

Samples are to be analyzed for total chromium.

All data is to be provided in a tabular format.

Purge water is to be disposed at treatment facility located at 315 South Sixth Street.

It is expected that the winning bidder follows their own health and safety plan.

Within 60 days of completion of the groundwater sampling event, 2 copies of a report documenting all work performed and recommending any future work is to be provided to the Department.

A scope of work similar to this is expected to be performed every 2 years unless site conditions warrant more frequent sampling. Site maps with groundwater contours need not be provided during every sampling event and are not included in this proposal.

All samples will be analyzed by a Wisconsin-certified laboratory. Unfiltered samples will be submitted for analyses.

Grounds at both shops and the treatment system exterior will be evaluated to determine if any maintenance is required. The foundation drain sump manhole access will be observed to determine if any maintenance is required. Bob Kennedy of the City of DePere will be contacted about treatment system performance.

Costs

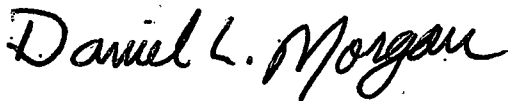
The bi-annual sampling event cost for the above scope of work is \$ 2,455. To perform low flow sampling would approximately double the field time at an additional cost of \$1,600.

The field representative for GeoTrans will be Todd Thomson.

GeoTrans will continue to comply with all WDNR contract provisions, including insurance requirements, if awarded this work. We appreciate this opportunity to provide professional services to the WDNR. To accept this proposal, please issue a WDNR directive (PO), sign and date this page below and return via fax or email a directive to proceed.

I trust this information meets your needs. If you have any questions, please do not hesitate to call (262) 792-1282.

Sincerely,
GEOTRANS, INC.



Daniel L. Morgan, P. E.
Senior Engineer

Accepted By:

WDNR

Date: _____

Lauridsen, Keld B - DNR

From: Dan Morgan [dmorgan@geotransinc.com]
Sent: Thursday, July 19, 2007 1:51 PM
To: Lauridsen, Keld B - DNR
Cc: Dan Morgan
Subject: Re: Request for cost estimates for groundwater sampling at the Better Brite Superfund site located at 31
Attachments: 07192007proposal.pdf

Hello Keld,

Here is your cost estimate.

>>> "Lauridsen, Keld B - DNR" <Keld.Lauridsen@wisconsin.gov> 7/13/2007 2:53:56 PM >>>

Please provide the Department with a cost estimate for the activities outlined in the following scope of work to be performed at the Better Brite Superfund site in De Pere, WI. Please note that this site consists of two separate properties located in the same general area. Bids are to be submitted electronically by the end of the day on Friday July 20, 2007. Work is to be performed during the month of August 2007.

Determine depth to water at all 31 monitoring points. Depth to groundwater varies from 2-20 feet below ground surface.

Collect groundwater samples from 11 monitoring wells, 3 piezometers, 1 sump and 1 municipal well. One duplicate sample is to be collected from each of the two properties. Low flow sampling techniques are to be utilized.

Samples are to be analyzed for total chromium.

All data is to be provided in a tabular format.

Purged water is to be disposed at treatment facility located at 315 South Sixth Street.

It is expected that the winning bidder follows their own health and safety plan.

Within 60 days of completion of the groundwater sampling event, 2 copies of a report documenting all work performed and recommending any future work is to be provided to the Department. Previous sampling reports are available from the Department upon request.

A scope of work similar to this is expected to be performed every 2 years unless site conditions warrant more frequent sampling. Site maps with groundwater contours need not be provided during every sampling event.

I appreciate your interest in this project and please let me know if you have any questions.

-Keld

Keld B. Lauridsen
Hydrogeologist
Wisconsin Department of Natural Resources
2984 Shawano Avenue.
P.O. Box 10448
Green Bay, WI 54307-0448

07/19/2007

Phone (920) 662-5420

Fax (920) 662-5197

E-mail Keld.Lauridsen@wisconsin.gov

Visit us on the web -----> www.dnr.state.wi.us/org/aw/rr



July 20, 2007

Mr. Keld B. Lauridsen
Wisconsin Department of Natural Resources
2984 Shawano Avenue
P.O. Box 10448
Green Bay, WI 54307-0448

Dear Mr. Lauridsen:

**RE: Cost Estimate to Perform Groundwater Sampling Services
Better Brite Superfund Site, De Pere, Wisconsin**

The Wisconsin Department of Natural Resources requested Foth Infrastructure & Environment, LLC (Foth) to submit a cost estimate to perform groundwater sampling at the Better Brite Superfund site located at 315 S. Sixth Street (Zinc Shop) and 519 Lande Street (Chrome Shop), De Pere, Wisconsin.

The Better Brite Plating Company Chrome and Zinc Shops site, located in Brown County, Wisconsin, is a four-acre site and comprises two sections of land that are divided by a residential area. Metal plating operations were conducted at the chrome shop from 1978 until 1985 and at the zinc shop from 1968 until 1989. Over 20,000 gallons of plating solution are thought to have leaked from in-ground plating tanks.

Over the years the U.S. EPA removed over 83 tons of contaminated soil; 9,270 gallons of chromic acid; 3,600 gallons of toxic liquids; 550 gallons of cyanide solution; 150 pounds of cyanide sludge; and 500 gallons of flammable liquids from the Chrome Shop facility and similar materials from the Zinc Shop.

A state lead investigation into the nature and extent of remaining groundwater contamination at the site was completed in September 1995. Final site cleanup remedies were selected in a September 1996 ROD, including in place stabilization of soil contaminants at the chrome shop, continued collection and treatment of contaminated groundwater at the Zinc Shop, actions to prevent exposure to contaminants in residential basements, and ongoing groundwater monitoring.

Project Understanding and Objectives

The WDNR has requested the following work to be performed on a bi-annual basis:

- ◆ Record depth to water at all 31 monitoring points across the site.

J:\temp\prbl-lauridsen_Better Brite.doc

2737 South Ridge Road, Suite 600 • P.O. Box 12326 • Green Bay, WI 54307-2326 • (920) 497-2500 • Fax: (920) 497-8516

- ◆ Collect groundwater samples from 11 monitoring wells, three piezometers, one sump and one municipal well. There are four locations at the Chrome Shop. Two of the locations are nests. There are eight locations at the Zinc Shop. One of the locations is a well nest. One duplicate sample is to be collected from each of the two properties. The samples are to be analyzed for total chromium (unfiltered) by EPA method 6010B.
- ◆ Data is to be provided to the WDNR in a tabular format along with the analytical reports provided by the laboratory.
- ◆ Purge water is to be collected and transported to the project treatment plant at the Zinc Shop.
- ◆ Consultant to follow own Health & Safety plan.
- ◆ Site maps with groundwater contours need not be provided during every sampling event.
- ◆ WDNR will coordinate access to municipal well for sampling.
- ◆ Low flow sampling techniques are to be utilized upon the request of the WDNR.

Project Approach

The approach that Foth is proposing is a simple one of maintaining the WDNR's desire to collect reliable groundwater samples to track chromium concentrations in the groundwater over a long multi-year monitoring period. The scope of work is first and foremost data collection. The scope of work will include analysis of field parameters.

Since the site is a superfund site a Health & Safety Plan will be prepared to be followed by Foth workers.

A letter report will be prepared and submitted within 60 days of completing the sampling event. The letter report will consist of a description of work performed, project impacts, data files and data sheets, and any recommendations. The report will be submitted to the WDNR electronically by e-mail. The data will only be evaluated by Foth on an as needed basis at the discretion of the WDNR. Data evaluation is not included in this cost estimate.

The WDNR has expressed a need to review a groundwater contour map from time to time but preparing one is not necessary for every submittal. Groundwater flow has been very consistent over the years. Therefore a groundwater contour map will not be included in the project report but will be addressed as a separate task.

Mr. Keld B. Lauridsen
Wisconsin Department of Natural Resources
July 20, 2007
Page 3

The WDNR has requested costs for implementing low-flow purging/sampling techniques at the site on an as-needed basis. Therefore low-flow methods will be addressed as a separate task.

Cost Estimates to Perform Work – per Event

Task 1 – Groundwater Sampling & Analysis	\$2,130
Task 2 – Preparation of Electronic Report	\$750
Task 3 – Preparation of Groundwater Contour Map	\$330
Task 4 – Perform Low Flow Purging/Sampling	\$1,660

This task includes up to an additional one labor hour and \$50/well equipment charge.

We look forward to working with you on this important project. If you have any questions on the information presented in this cost estimate please contact me at 920-496-6801.

Sincerely,

Foth Infrastructure & Environment, LLC



Philip R. Brochocki, P.G.
Lead Hydrogeologist

cc: Janis Kesy

Lauridsen, Keld B - DNR

From: PBrochocki@foth.com
Sent: Friday, July 20, 2007 4:00 PM
To: Lauridsen, Keld B - DNR
Cc: JKesy@foth.com; SJanssen@foth.com
Subject: Better Brite Cost Estimate
Attachments: I-Lauridsen_Better Brite.pdf

Greetings Keld,

Here is our cost estimate for the Better Brite groundwater sampling work.

Please contact me if you have any questions.

Phil

Philip R. Brochocki, P.G.
Foth Infrastructure & Environment, LLC
2737 South Ridge Road, Suite 600
P.O. Box 12326
Green Bay, WI 54307-2326
Tel: (920) 497-2500 Fax: 920-497-8516
<http://www.foth.com>

IMPORTANT NOTICE

This communication including any attachments, (E-mail) is confidential and may be proprietary, privileged or otherwise protected from disclosure. If you are not the intended recipient, please notify the sender, permanently delete this E-Mail from your system and destroy any copies. Any use of this E-Mail, including disclosure, distribution or replication, by someone other than its intended recipient is prohibited.

This E-Mail has the potential to have been altered or corrupted due to transmission or conversion. It may not be appropriate to rely upon this E-Mail in the same manner as hardcopy materials bearing the author's original signature or seal.

07/23/2007

Lauridsen, Keld B - DNR

From: Lauridsen, Keld B - DNR
Sent: Friday, July 13, 2007 2:54 PM
To: Lauridsen, Keld B - DNR
Subject: Request for cost estimates for groundwater sampling at the Better Brite Superfund site located at 315 S. Sixth St. and 519 Lande St. in De Pere, WI

Please provide the Department with a cost estimate for the activities outlined in the following scope of work to be performed at the Better Brite Superfund site in De Pere, WI. Please note that this site consists of two separate properties located in the same general area. Bids are to be submitted electronically by the end of the day on Friday July 20, 2007. Work is to be performed during the month of August 2007.

Determine depth to water at all 31 monitoring points. Depth to groundwater varies from 2-20 feet below ground surface.

Collect groundwater samples from 11 monitoring wells, 3 piezometers, 1 sump and 1 municipal well. One duplicate sample is to be collected from each of the two properties. Low flow sampling techniques are to be utilized.

Samples are to be analyzed for total chromium.

All data is to be provided in a tabular format.

Purge water is to be disposed at treatment facility located at 315 South Sixth Street.

It is expected that the winning bidder follows their own health and safety plan.

Within 60 days of completion of the groundwater sampling event, 2 copies of a report documenting all work performed and recommending any future work is to be provided to the Department. Previous sampling reports are available from the Department upon request.

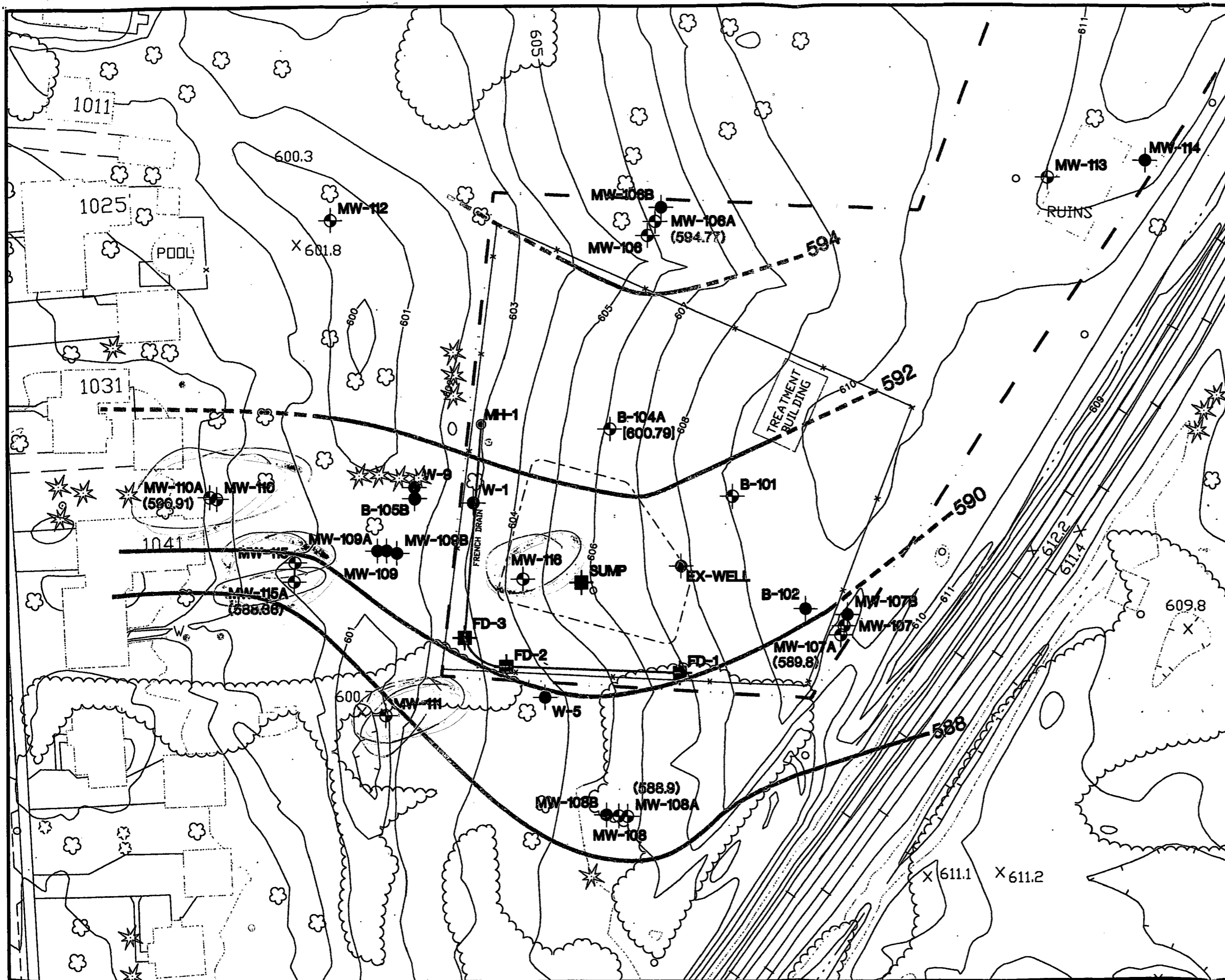
A scope of work similar to this is expected to be performed every 2 years unless site conditions warrant more frequent sampling. Site maps with groundwater contours need not be provided during every sampling event.

I appreciate your interest in this project and please let me know if you have any questions.

-Keld

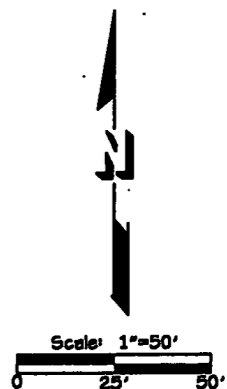
Keld B. Lauridsen
Hydrogeologist
Wisconsin Department of Natural Resources
2984 Shawano Avenue.
P.O. Box 10448
Green Bay, WI 54307-0448

Phone (920) 662-5420
Fax (920) 662-5197
E-mail Keld.Lauridsen@wisconsin.gov
Visit us on the web -----> www.dnr.state.wi.us/org/aw/rr



EXPLANATION

- MW-113 MONITOR WELL LOCATION AND DESIGNATION
- B-101 MONITOR WELL LOCATION AND DESIGNATION
- W-5 MONITOR WELL LOCATION AND DESIGNATION
- SUMP FORMER SUMP ACCESS LOCATION AND DESIGNATION
- FD-3 FORMER FRENCH DRAIN ACCESS LOCATION AND DESIGNATION
- EX-WELL FORMER EXTRACTION WELL LOCATION AND DESIGNATION
- MH-1 MANHOLE LOCATION
- SUMP BOUNDARY
- PROPERTY LINE
- SOIL STABILIZATION AREA
- MW-11 ABANDONED MONITOR WELL LOCATION AND DESIGNATION
- 590 POTENTIOMETRIC SURFACE CONTOUR (Dashed where Inferred)
- (594.77) POTENTIOMETRIC SURFACE ELEVATION
- [600.79] INCONSISTENT ELEVATION NOT USED FOR CONTOURING

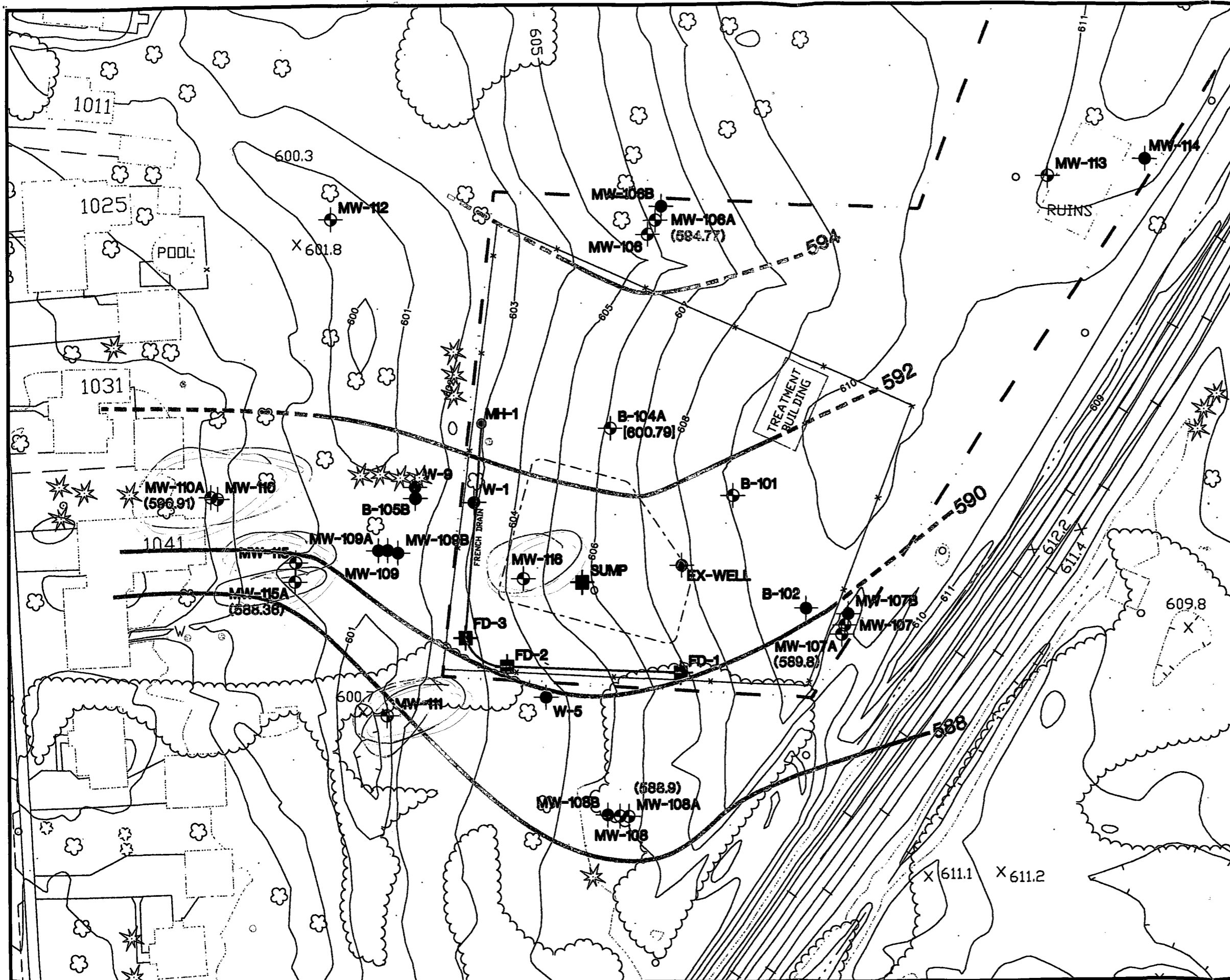


Basemap from Aero-Metric Engineering, Inc. 11/17/91

BETTER BRITE DePERE, WISCONSIN POTENTIOMETRIC SURFACE MAP (MAY 2005) CHROME SHOP	DATE: 6-10-04
	DESIGNED: DLM
	CHECKED: KMS
	APPROVED: DLM
	DRAWN: HJW
	PROJ.: 1311.006

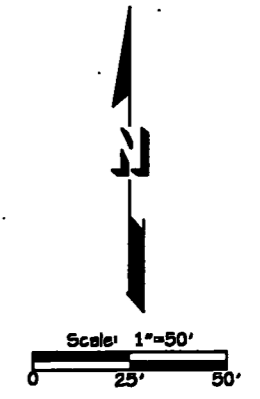
GeoTrans, Inc.
A TETRA TECH COMPANY

Figure 4-2



EXPLANATION

- MW-113 MONITOR WELL LOCATION AND DESIGNATION
- B-101 MONITOR WELL LOCATION AND DESIGNATION
- W-5 MONITOR WELL LOCATION AND DESIGNATION
- SUMP FORMER SUMP ACCESS LOCATION AND DESIGNATION
- FD-3 FORMER FRENCH DRAIN ACCESS LOCATION AND DESIGNATION
- EX-WELL FORMER EXTRACTION WELL LOCATION AND DESIGNATION
- MH-1 MANHOLE LOCATION
- SUMP BOUNDARY
- PROPERTY LINE
- SOIL STABILIZATION AREA
- MW-11 ABANDONED MONITOR WELL LOCATION AND DESIGNATION
- 590 POTENTIOMETRIC SURFACE CONTOUR (Dashed where Inferred)
- (594.77) POTENTIOMETRIC SURFACE ELEVATION
- [600.79] INCONSISTENT ELEVATION NOT USED FOR CONTOURING

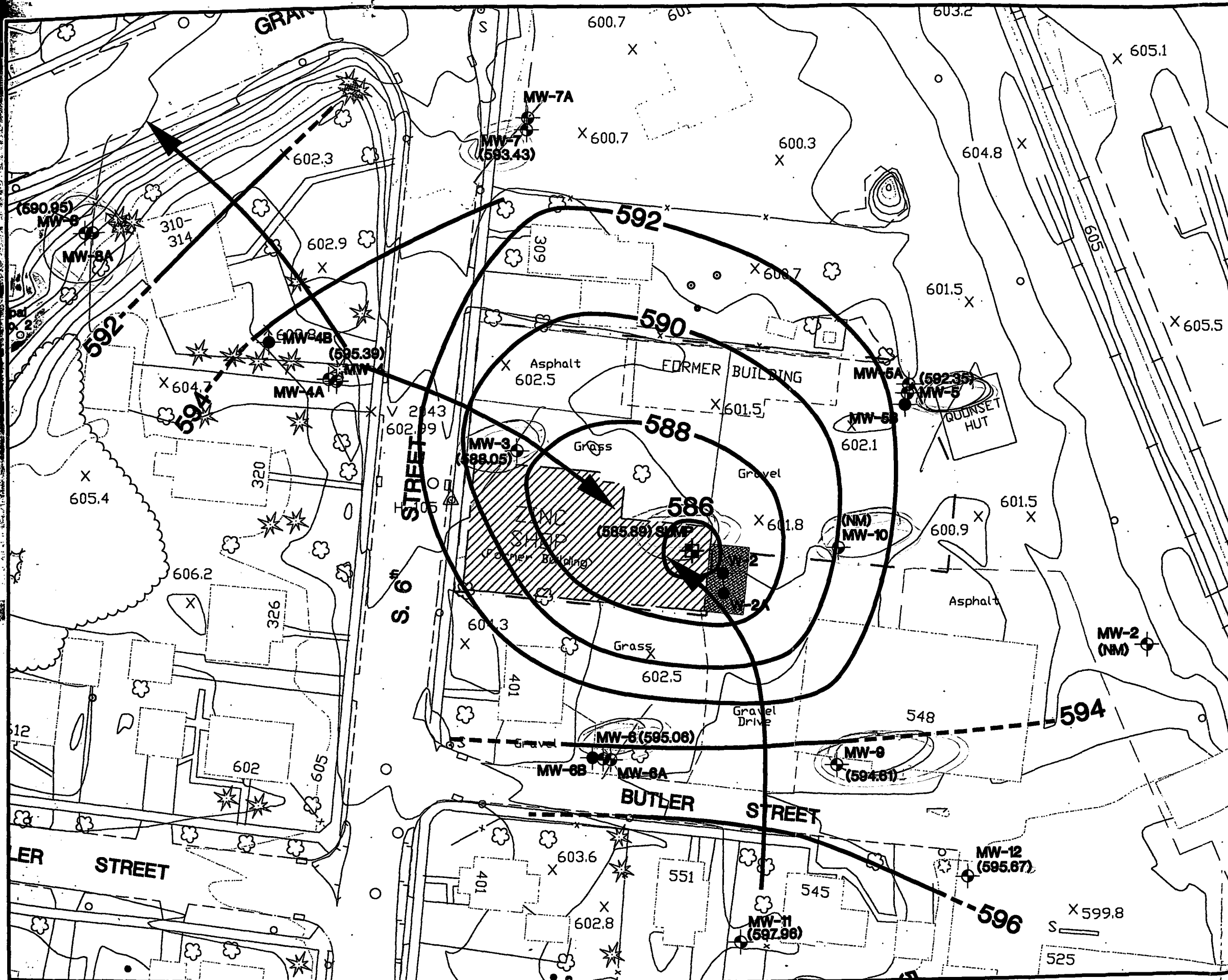


Basemap from Aero-Metric Engineering, Inc. 11/17/91

BETTER BRITE DePERE, WISCONSIN	DATE: 6-10-04
POTENTIOMETRIC SURFACE MAP (MAY 2005) CHROME SHOP	DESIGNED: DLM
	CHECKED: KMS
	APPROVED: DLM
	DRAWN: HJW
	PROJ.: 1311.006

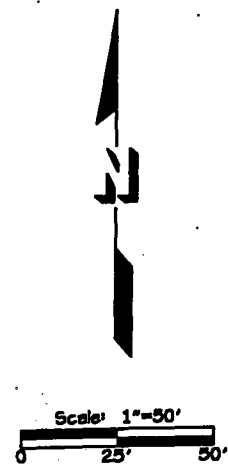
GeoTrans, Inc.
A TETRA TECH COMPANY

Figure 4-2



EXPLANATION

- MW-9 MONITOR WELL LOCATION AND DESIGNATION
- SUMP ACCESS LOCATION AND DESIGNATION
- W-3 ABANDONED MONITOR WELL LOCATION AND DESIGNATION
- GROUND WATER COLLECTION SYSTEM EXCAVATION COMPLETED IN 1993
- GROUND WATER COLLECTION SUMP EXCAVATION COMPLETED IN 1990
- PROPERTY LINE
- SUMP BOUNDARY
- WATER TABLE CONTOURS (Dashed where Inferred)
- (588.05) WATER TABLE ELEVATION
- (NM) NOT MEASURED



Basemap from Aero-Metric Engineering, no. 11/7/91

BETTER BRITE DePERE, WISCONSIN	DATE: 06-13-05
WATER TABLE MAP (MAY 2005) ZINC SHOP	DESIGNED: DLM
	CHECKED: KMS
	APPROVED: DLM
	DRAWN: HJW
	PROJ: 1311.006

GeoTrans, Inc.
A PETRA TECH COMPANY

Figure 4-3



175 N. Corporate Drive
Suite 100
Brookfield, WI 53045

262-792-1282 FAX 262-792-1310

LETTER OF TRANSMITTAL

TO: WDNR
Attn: K. Lauridsen
2984 Shawano Avenue PO Box 10448
Green Bay, WI 54307-0448

DATE: December 1, 2006
RE: Better Brite
JOB NO: 1311.007



We are sending you the following:

No. Of Copies	Description
3	Fall 2006 Groundwater Monitoring Report

These are Transmitted as checked below:

- For approval
- For your use
- As requested
- For review and comment
- Approved as submitted
- Approved as noted
- Returned for corrections
- Other _____

*ok
your
option*

REMARKS: One for WDNR, one for City of DePere library. **One additional copy included for WDNR to send (all or a portion of) to land owner Mr. Marvin Konrath at 1041 S. 6th Street, DePere 54115 as he would like to see the lab results. Wells MW-115, MW-115A, MW-110, and MW-110A are on his property and he spoke to Todd Thomson during the field sampling with this request.**

Transmitted by:

- First Class Mail
- Federal Express
- Courier
- Registered Mail
- UPS
- Other _____

Signed: David L. Morgan
cc:

**FALL 2006 MONITORING REPORT
BETTER BRITE PLATING, INC
DE PERE, WISCONSIN**



November 30, 2006

Prepared For:

Wisconsin Department of Natural Resources
Remediation and Redevelopment Program
2984 Shawano Avenue
P.O. Box 10448
Green Bay, WI 54307-0448

Prepared By:

GeoTrans, Inc.
Brookfield Lakes Corporate Center XII
175 N. Corporate Drive, Suite 100
Brookfield, Wisconsin 53045

Project No. 1311.007.01

Daniel L. Morgan

Daniel L. Morgan, P.E.
Senior Engineer


CERTIFICATION

This report,
FALL 2006 MONITORING REPORT
BETTER BRITE PLATING, INC.
DE PERE, WISCONSIN

dated November 30, 2006

was prepared by
registered professional engineers as
defined in s. NR712.03 (2)

I, Daniel L. Morgan, hereby certify that I am a professional engineer as defined in s. NR712.03(2), and that to the best of my knowledge, all information contained in this document is correct.



Daniel L. Morgan
Daniel L. Morgan, P.E.
Senior Engineer

TABLE OF CONTENTS

	<u>Page</u>
1.0 INTRODUCTION	1-1
2.0 SAMPLE COLLECTION LOCATIONS	2-1
2.1 Chrome Shop	2-1
2.2 Zinc Shop	2-1
3.0 SAMPLE ANALYSIS PARAMETERS	3-1
3.1 Groundwater	3-1
3.1.1 Groundwater Elevation	3-1
3.1.2 Field Measurements	3-1
3.1.3 Total and Hexavalent Chromium	3-1
3.1.4 Iron and Sulfates/Sulfides	3-2
3.1.5 VOCs	3-2
4.0 SAMPLING RESULTS	4-1
4.1 Presampling Activities	4-1
4.2 Chrome Shop Monitoring Results	4-1
4.3 Zinc Shop Monitoring Results	4-2
5.0 GROUNDS AND TREATMENT SYSTEM MAINTENANCE	5-1
5.1 Chrome Shop	5-1
5.2 Zinc Shop	5-1
6.0 CONCLUSIONS AND RECOMMENDATIONS	6-1
6.1 Chrome Shop Recommendations	6-1
6.2 Zinc Shop Recommendations	6-2

TABLE OF CONTENTS (CONTINUED)

TABLES

- 4-1 Groundwater Analytical Results

APPENDIX

- 1. Water Elevation Measurements
- 2. Field Water Quality Data Sheets
- 3. Analytical Laboratory Data and Chain of Custody Forms

1.0 INTRODUCTION

The Better Brite Chrome Shop and Zinc Shops are located at 519 Lande Street and 315 South Sixth Street, respectively, in the City of De Pere, Brown County, Wisconsin. The former Better Brite Plating Chrome Shop property comprises 3.7 acres and the Zinc Shop property comprises 0.61 acres. The sites are located approximately 2,000 feet apart in Sections 21 and 28 in De Pere Township (T23N, R20E). Both sites are situated approximately 1/4 mile west of the Fox River, and are in primarily residential areas. The Grant Street water supply well, De Pere municipal well #2, is located about 250 feet generally downgradient from the Zinc Shop. Groundwater impacted with chromium and VOCs was detected at both of the sites. The Better Brite sites were nominated for inclusion on the National Priority List (NPL) in October 1989 and added to the list on August 28, 1990. Both plating shops are currently decommissioned and all buildings and manufacturing equipment have been removed from the sites.

The geology at the Better Brite sites is comprised of approximately 30 feet of unconsolidated glacial deposits overlying bedrock. The unconsolidated deposits are primarily silty clay to lean clay with very low hydraulic conductivity. The bedrock consists of approximately 150 feet of dolomite of the Ordovician-age Sinnipee Group, underlain by sandstone of the Ordovician-age St. Peter Formation. These bedrock formations are underlain by Cambrian-age sandstones and Precambrian-age crystalline bedrock at a depth of approximately 600 to 2,000 feet. The water table is located 5 to 10 feet below ground surface.

In the Fall of 1999, the area with ground water impacted by hexavalent chromium at the Chrome Shop was stabilized by mixing a chemical reductant, EnviroBlend™, into the soil to a depth of 20 feet below ground surface. The stabilization process resulted in the conversion of hexavalent chromium in soil and ground water to the trivalent state, thereby limiting the potential for contaminant migration. At the Zinc Shop, extraction of hexavalent chromium-contaminated ground water and pretreatment of the ground water prior to discharge to the sanitary sewer is ongoing.

This document presents the results of groundwater monitoring at the Chrome and Zinc Shop sites. Data from continued monitoring is used to evaluate the effectiveness of the remedial actions conducted at the sites. The Fall 2006 sampling event took place on October 5, 2006, and the following report summarizes the findings.

2.0 SAMPLE COLLECTION LOCATIONS

2.1 Chrome Shop

Fall 2006 remedial action groundwater monitoring at the Chrome Shop included groundwater elevation measurements, and sample collection and analysis from six existing monitor wells (MW-110, MW-110A, MW-111, and MW-115, MW-115A, and MW-116).

2.2 Zinc Shop

Fall 2006 post remedial action groundwater monitoring at the Zinc Shop included four existing wells (MW-5, MW-6, MW-9, and MW-10) and the extraction sump (Zinc Sump). Monitor well MW-3 was also to be sampled but when the well cap was removed, native clay was discovered at approximately one foot below the ground surface within the PVC well. Neither a water level probe nor bailer would pass the clay plug. During the next sampling event, a one-inch auger will be used to try to clear the plug, but MW-3 may no longer be usable. Groundwater samples and water table elevations were taken at the four monitor well locations and at the sump.

3.0 SAMPLE ANALYSIS PARAMETERS

3.1 Groundwater

Six groups of parameters were included in the groundwater analysis. These are groundwater elevation, field measurements (annotated below), hexavalent chromium, total chromium, iron, and sulfate. Iron and sulfate were analyzed at MW-116 only at the Chrome Shop site. The groundwater samples were collected following GeoTrans' Standard Operating Procedures.

3.1.1 Groundwater Elevation

Groundwater elevation was measured at all monitoring wells sampled. Elevation was measured to 0.01 ft. using an electronic water level probe.

3.1.2 Field Measurements

Groundwater samples were screened in the field to determine the temperature, pH, conductivity, color, odor, and clarity. Temperature, pH, and conductivity were measured with field instruments and recorded as numerical values. Color, odor, and clarity were determined by visual and olfactory examination.

3.1.3 Total and Hexavalent Chromium

Groundwater samples were collected for analysis of hexavalent chromium and total chromium. Unfiltered samples were submitted for analysis of both hexavalent and total chromium. Samples were analyzed by Pace Analytical Services, Inc. of Green Bay, Wisconsin. Pace Analytical is an analytical laboratory certified to complete the required analyses by the State of Wisconsin.

3.1.4 Iron and Sulfates

Per the request of Keld Lauridson, WDNR, a groundwater sample from one monitor well (MW-116) at the former Chrome shop site was analyzed for iron and sulfate in this sampling round. Iron and sulfate were analyzed beginning in June 2001. The results will be used to determine whether the reagents used to stabilize the chromium have leached into the ground water.

3.1.5 VOCs

VOCs were sampled during the Spring 2005 event at the Zinc Shop Sump and MW-116. They are next scheduled to be sampled in 2007.

4.0. SAMPLING RESULTS

4.1 Presampling Activities

No significant presampling activities occurred between the 2005 and 2006 sampling events.

4.2 Chrome Shop Monitoring Results

The water table data from the May 12, 2005 sampling event for the Chrome Shop site were reviewed with the October 5, 2006 water level data. Water levels were lower at MW-110 (down 1.37 feet), MW-111 (down 2.54 feet), MW-115 (down 3.72 feet), and MW-116 (down 2.19 feet). At MW-110A the water level was 0.73 feet lower. At MW-115A, the water level was 0.43 higher than on May 12, 2005. This data is consistent with seasonal variations in groundwater levels. Water table measurements are included as Appendix A.

Field parameters, including temperature, pH, conductivity, color, odor and clarity, were measured and the results are reported on the field water quality data sheets included as Appendix B. A yellow color was noted in the MW-116 sample.

Hexavalent and total chromium concentrations were measured at MW-110, MW-110A, MW-111, MW-115, MW-115A, and MW-116. MW-116 had a hexavalent chromium level of 39,000 ppb (42,000 ppb in the duplicate sample), which exceeds the NR 140 ES of 100 ppb. The 39,000 ppb detection is an approximate 20% reduction from the May and November 2005 levels of approximately 50,000 ppb. Hexavalent chromium was not detected in MW-110, MW-110A, MW-111, MW-115, or MW-115A.

Total chromium was detected above the NR 140 PAL in wells MW-111 and MW-116. The total chromium level at MW-111 (16 ppb) was only slightly above the PAL of 10 ppb. The total chromium level at MW-116 at 36,000 ppb is well above the NR 140 ES of 100 ppb, but similarly to the hexavalent result, was 20% below the May and November 2005 levels. Total chromium

was detected in the other four Chrome Shop area monitor wells sampled at levels below the NR 140 PAL. These values are consistent with previous measurements at this site.

The analysis of iron and sulfates at MW-116 yielded results similar to the prior two sampling rounds. A relationship between iron and chromium concentrations in MW-116 is not apparent.

Based on the values documented in NR 140 Table 2 "Public Welfare Ground Water Quality Standards," the MW-116 sample exceeded the Enforcement Standards (ESs) for iron and sulfates.

4.3 Zinc Shop Monitoring Results

Ground water elevations were measured at existing site wells MW-5, MW-6, MW-9, MW-10, and the extraction sump at the Zinc Shop during the Fall 2006 sampling event. The water table levels from the May 12, 2005 were compared with those found on October 5, 2006. At MW-5, the water level was 0.61 feet higher, at MW-6 down 2.79 feet, at MW-9, 0.27 feet higher, and down 0.09 feet at the sump. MW-10 could not be located on May 12, 2005. Water table measurements are included as Appendix A. The October 5, 2006 water levels do not suggest any changes in site groundwater movement.

Field parameters, including temperature, pH, conductivity, color, odor and clarity, were measured and the results are reported on the field water quality data sheets included as Appendix B. Yellow color was noted in the groundwater at the sump, at MW-5, MW-6, and MW-10.

Hexavalent and total chromium concentrations were measured at five locations (MW-5, MW-6, MW-9, MW-10, and the Zinc Shop sump). Hexavalent chromium was detected at all five sample points. Maximum hexavalent chromium concentrations were detected at MW-6 (12,000 ppb/14,000 ppb duplicate sample) and MW-10 (14,000 ppb). Hexavalent chromium above the ES was also found at MW-5 (4,900 ppb) and at the sump (7,500 ppb). At MW-9, hexavalent chromium was detected at 17 ppb, above the PAL of 10 ppb. Concentrations of hexavalent

chromium decreased or remained stable across the site. The level at the sump decreased to approximately 50% the 2005 level and is at its lowest level since 2000.

Total chromium was detected above the ES (100 ppb) at MW-5 (4,000 ppb), MW-6 (12,000 ppb), MW-10 (13,000 ppb) and the sump (5,900 ppb). At MW-9, total chromium was detected at 34 ppb, above the PAL (10 ppb). At the monitor wells the total chromium levels are unchanged or slightly reduced from prior events. At the sump, similar to the hexavalent chromium level found, total chromium is down by approximately 50% and is at its lowest level since 2000.

Analytical data is summarized on Table 4-1 and the analytical results and chain of custody forms are included as Appendix C.

5.0 GROUNDS AND TREATMENT SYSTEM MAINTENANCE

5.1 Chrome Shop

Currently, all maintenance concerns have been met and the site is in satisfactory condition. The current vegetative cover installed over the stabilized and regraded soils as well as the remainder of the site continues to require periodic lawn mowing for optimum growth and development. The northern end of the site is apparently being mowed by the City of DePere.

5.2 Zinc Shop

Currently, all maintenance concerns have been met and the site is in satisfactory condition. System operation and maintenance will continue to be conducted in accordance with the operation and maintenance plan.

6.0 CONCLUSIONS AND RECOMMENDATIONS

Chromium concentrations in ground water continue to exceed NR140 standards at both the Chrome Shop and the Zinc Shop. Of primary concern is the concentration of hexavalent chromium in ground water within the stabilization area (MW-116) at the Chrome Shop, at concentrations above the 100 ppb ES. The former concern of an increase of hexavalent chromium and total chromium in MW-111 outside of the stabilization area at the Chrome Shop site appears to have diminished as hexavalent chromium has been below the PAL in two sampling events since November of 2005 and total chromium is trending downwards.

Due to the effectiveness of the remediation system in place at the Zinc Shop of preventing the expansion of the contamination plume, stable conditions here do not seem to require additional actions at the Zinc Shop site.

6.1 Chrome Shop Recommendations

Sampling results at MW-116 show concentrations slightly decreasing in both hexavalent and total chromium. The WDNR has instituted a change in timing of the annual sampling, and it is advisable that several events using the variation in time of year for sampling take place before any conclusions are made concerning contaminant trends. That said, contaminant levels do not indicate a need for any action beyond continued monitoring unless a change in site use requires disturbance of the soils or a need for an improvement in groundwater quality.

Biannual sampling was originally proposed for the wells at the Chrome Shop. Due to the stable concentrations of hexavalent chromium in ground water in MW-116, annual sampling at MW-116 and the two downgradient wells (MW-111 and MW-115) should continue to determine whether there is any migration of chromium off-site or increase in chromium at MW-116. In addition to hexavalent chromium and total chromium analysis, analysis of iron and sulfate at these wells may provide useful information pertaining to the stabilized chromium at the site. Iron and sulfate analysis should continue an annual basis during the next contract period.

Due to the prior detection of a VOC in MW-116, at a level above the ES, VOC sampling should occur in 2007 to monitor possible future increases.

6.2 Zinc Shop Recommendations

The Zinc shop hexavalent chromium results indicate that the treatment system at the Zinc sump has been effective at containing the contamination and may be reducing contaminant levels in contaminated wells. Due to the stable nature of the chromium concentrations and limited nature of the contamination plume, sampling using the current number of monitor wells is adequate and should be continued.

TABLE

Table 4-1: Groundwater Analytical Results
 Better Brite
 De Pere, Wisconsin
 11/29/2006

Parameter	Date	Hexavalent Chromium	Chromium	Iron	Sulfate	Sulfide
NR 140 PAL		10	10	150	125000	NO PAL
NR 140 ES		100	100	300	250000	NO ES
CHROME SHOP Chrome Sump	Aug-94	620000	694000	NA	NA	NA
	Oct-94	300200	297000	NA	NA	NA
	Apr-98	195000	192000	NA	NA	NA
	Jul-98	132000		NA	NA	NA
French Drain	Aug-94	25800	22000	NA	NA	NA
	Oct-94	32000	31700	NA	NA	NA
	Apr-98	1060	1010	NA	NA	NA
	Jul-98	336	312	NA	NA	NA
B-101	Aug-94	<10	<3.4	NA	NA	NA
	Oct-94	<10		NA	NA	NA
MW-106	Aug-94	7	<2.8	NA	NA	NA
	DUP	<10	<2.8	NA	NA	NA
	Oct-94	<10 J	<3.4 J	NA	NA	NA
	DUP	<10 J	<3.4 J	NA	NA	NA
	Apr-98	<10	<5	NA	NA	NA
	DUP	<10	<5	NA	NA	NA
MW-106A	Aug-94	<10	<2.8	NA	NA	NA
	Oct-94	<10 J	<3.4 J	NA	NA	NA
	Apr-98	<10	<5	NA	NA	NA
	May-00	<4.2	9.4	NA	NA	NA
MW-106B	Aug-94	<10	NA	NA	NA	NA
MW-107	Aug-94	<10	4.1 BJ	NA	NA	NA
	Oct-94	<10 J	<3.4	NA	NA	NA
	Apr-98	<10	<5	NA	NA	NA
	May-00	<4.2	4.2	NA	NA	NA
	Jun-01	NA	NA	530	50	NA
	Nov-01	<4.2	26	3900	NA	1800
	May-02	7.6	1.2	230	NA	2300
	DUP	100	1.9	490	NA	2800
	Nov-02	NA	NA	8200	140000	2300
	May-03	<4.2	1.6	490	95000	1700
	May-04	6.5	1.7	260	100000	NA
May-05	<5.0	0.89	380	97000	NA	
MW-107A	Aug-94	<10	<2.8	NA	NA	NA
	Oct-94	<10 J	<3.4 J	NA	NA	NA
	Apr-98	<10	<5	NA	NA	NA
	May-00	<4.2	16	NA	NA	NA
MW-107B	Aug-94	<10	NA	NA	NA	NA
MW-108	Aug-94	<10	<2.6	NA	NA	NA
	Oct-94	<10	<3.4 J	NA	NA	NA
	Apr-98	<10	NA	NA	NA	NA
	DUP	<10	<5	NA	NA	NA
MW-108A	Aug-94	<10	3.0 BJ	NA	NA	NA
	Oct-94	<10	<3.4 J	NA	NA	NA
	Apr-98	<10	<5	NA	NA	NA
	May-00	<4.2	55	NA	NA	NA
MW-108B	Aug-94	<10	NA	NA	NA	NA
MW-109	Aug-94	6780	9570	NA	NA	NA
	Oct-94	2400	1980	NA	NA	NA
	DUP	3100	1700	NA	NA	NA
	Apr-98	16500	18600	NA	NA	NA
	Jul-98	12200	11100	NA	NA	NA
MW-109A	Aug-94	<10	<2.8	NA	NA	NA
	Oct-94	<10	1.3 B	NA	NA	NA
	Apr-98	<10	<5	NA	NA	NA
	Jul-98	<10	7	NA	NA	NA
MW-109B	Aug-94	<10	NA	NA	NA	NA
	Oct-94	<10	NA	NA	NA	NA
MW-110	Aug-94	<10	3.6 BJ	NA	NA	NA
	Oct-94	<10	<3.4 J	NA	NA	NA
	Apr-98	<10	<5	NA	NA	NA
	May-00	<4.2	37	NA	NA	NA
	May-04	<2.5	11	3400	230000	NA
	May-05	<5.0	0.89	82	70000	NA
	Oct-06	<6.8	1.8	NA	NA	NA

Concentrations in ug/L
 ES - NR140 Enforcement Standard
 PAL - NR140 Preventive Action Limit
 NA - Compound not analyzed
 Underlined - Concentration exceeds PAL
 Bolded - Concentration exceeds ES

Table 4-1: Groundwater Analytical Results
 Better Brite
 De Pere, Wisconsin
 11/29/2006

Parameter	Date	Hexavalent Chromium	Chromium	Iron	Sulfate	Sulfide	
NR 140 PAL		10	10	150	125000	NO PAL	
NR 140 ES		100	100	300	250000	NO ES	
CHROME SHOP CONT'D	MW-110A	Aug-94	<10	<2.8	NA	NA	NA
		Oct-94	<10	<3.4 J	NA	NA	NA
		Apr-98	<10	<5	NA	NA	NA
		May-00	<4.2	25	NA	NA	NA
		Oct-06	<6.8	4.2	NA	NA	NA
	MW-111	Aug-94	<10	<3.4	NA	NA	NA
		DUP	<10	<3.4	NA	NA	NA
		Oct-94	<10	<0.70	NA	NA	NA
		Apr-98	226	<5	NA	NA	NA
		Jul-98	22	27	NA	NA	NA
Nov-98		<0.5	<0.5	NA	NA	NA	
May-00		<4.2	36	NA	NA	NA	
Nov-02		<4.2	43	4400	130000	2600	
DUP		<4.2	38	3400	100000	280	
May-03		5.2	33	2700	98000	1400	
May-04		50	150	5000	93000	NA	
May-05		250	260	200	87000	NA	
Nov-05		<5.0	39	12000	98000	NA	
DUP	<5.0	55	21000	96000	NA		
Oct-06	<6.8	16	NA	NA	NA		
MW-112	Oct-94	<10	<0.70	NA	NA	NA	
	Nov-94	<10	<2.5	NA	NA	NA	
	Apr-98	<10	<5	NA	NA	NA	
	May-00	<4.2	4.1	NA	NA	NA	
MW-113	Aug-94	140	99.7	NA	NA	NA	
	Oct-94	<10 J	8.6 B	NA	NA	NA	
	May-95	43	20.3	NA	NA	NA	
	Apr-98	<10	<5	NA	NA	NA	
	Jul-98	<10	12	NA	NA	NA	
	May-00	<4.2	22	NA	NA	NA	
MW-114	Mar-95	<10 J	<2.9	NA	NA	NA	
	DUP	<10 J	<2.9	NA	NA	NA	
	May-95	<10 J	<1.0	NA	NA	NA	
	DUP	<10 J	<1.0	NA	NA	NA	
Apr-98	<10	<5	NA	NA	NA		
MW-115	May-00	<4.2	6.0	NA	NA	NA	
	Jun-01	<4.2	<0.52	160	92	NA	
	Nov-01	<4.2	12	1100	NA	3000	
	DUP	<4.2	10	3300	NA	3300	
	May-02	<4.2	38	19000	NA	2800	
	Nov-02	<4.2	38	7000	130000	3100	
	May-03	<4.2	260	9700	90000	1400	
	DUP	<4.2	56	3600	89000	1400	
	May-04	<2.5	1.3	130	34000	NA	
	May-05	<5.0	1.1	320	44000	NA	
Oct-06	<6.8	2.6	NA	NA	NA		
MW-115A	May-00	<4.2	12.0	NA	NA	NA	
	Oct-06	<6.8	4.6	NA	NA	NA	
MW-116	May-00	1600	470	NA	NA	NA	
	DUP	1500	460	NA	NA	NA	
	Nov-00	37	23	NA	NA	NA	
	DUP	46	24	NA	NA	NA	
	Jun-01	4400	2300	840	2100	NA	
	Nov-01	3300	2100	690	NA	2400	
	May-02	12000	7300	530	NA	2500	
	Nov-02	5100	3200	720	20000	2900	
	May-03	8900	6000	410	2700000	1700	
	May-04	28000	22000	43	19000	NA	
	DUP	28000	22000	280	24000	NA	
	May-05	52000	52000	950	1900000	NA	
	DUP	54000	53000	710	1800000	NA	
	Nov-05	50000	61000	840	1800000	NA	
	Oct-06	39000	36000	900	1800000	NA	
DUP	42000	36000	NA	NA	NA		

Concentrations in ug/L
 ES - NR140 Enforcement Standard
 PAL - NR140 Preventive Action Limit
 NA - Compound not analyzed
 Underlined - Concentration exceeds PAL
 Bolded - Concentration exceeds ES

Table 4-1: Groundwater Analytical Results
 Better Brite
 De Pere, Wisconsin
 11/29/2006

ZINC SHOP	Parameter	Date	Hexavalent Chromium	Chromium	Iron	Sulfate	Sulfide
		NR 140 PAL		10	10	150	125000
	NR 140 ES		100	100	300	250000	NO ES
PF-MW-2	May-00		<4.2	7.6	NA	NA	NA
	Jun-01		<4.2	7.1	NA	NA	NA
	Nov-01		<4.2	10	NA	NA	NA
	May-02		<4.2	<0.52	NA	NA	NA
	Nov-02		<4.2	2.4	NA	NA	NA
	May-03		<4.2	49	NA	NA	NA
MW-3	May-00		230	330	NA	NA	NA
	Nov-00		50	130	NA	NA	NA
	Jun-01		3500	2200	NA	NA	NA
	Nov-01		38	1700	NA	NA	NA
	May-02		<4.2	220	NA	NA	NA
	Nov-02		<4.2	18	NA	NA	NA
	May-03		110	55	NA	NA	NA
	Dup		83	49	NA	NA	NA
	May-04		89	190	NA	NA	NA
	May-05		<5.0	17	NA	NA	NA
MW-4	Aug-94		<10	<3.4	NA	NA	NA
	DUP		<10	<3.4	NA	NA	NA
	Oct-94		<10 J	<3.4 J	NA	NA	NA
	DUP		<10 J	<3.4 J	NA	NA	NA
	Apr-98		<10	<5	NA	NA	NA
	May-00		<4.2	4.6	NA	NA	NA
	Nov-00		<4.2	2.4	NA	NA	NA
	Jun-01		<4.2	12	NA	NA	NA
	Nov-01		<4.2	7.4	NA	NA	NA
	May-02		<4.2	1.4	NA	NA	NA
	Nov-02		<4.2	15	NA	NA	NA
	May-03		<4.2	27	NA	NA	NA
	May-04		<2.5	1.8	NA	NA	NA
	May-05		<5.0	9	NA	NA	NA
	Nov-05		<5.0	12	NA	NA	NA
MW-4A	Aug-94		<10	<3.4	NA	NA	NA
	Oct-94		<10 J	6.0 B	NA	NA	NA
	Apr-98		<10	<5	NA	NA	NA
	May-00		<4.2	8.7	NA	NA	NA
	Nov-00		<4.2	3.7	NA	NA	NA
	Jun-01		<4.2	3.7	NA	NA	NA
	Nov-01		<4.2	13	NA	NA	NA
	May-02		<4.2	38	NA	NA	NA
	Nov-02		<4.2	28	NA	NA	NA
	May-03		<4.2	32	NA	NA	NA
	May-04		<2.5	0.75	NA	NA	NA
	May-05		<5.0	2	NA	NA	NA
Nov-05		<5.0	2.8	NA	NA	NA	
MW-4B	Oct-94		<10	<0.70	NA	NA	NA
Nov-94		<10	<2.5	NA	NA	NA	
MW-5	Aug-94		1590	827	NA	NA	NA
	Oct-94		460 J	299 J	NA	NA	NA
	DUP		510 J	763 J	NA	NA	NA
	Apr-98		212	631	NA	NA	NA
	DUP		207	667	NA	NA	NA
	Jul-98		1420	1230	NA	NA	NA
	May-00		120	190	NA	NA	NA
	Nov-00		<4.2	6.6	NA	NA	NA
	Jun-01		590	450	NA	NA	NA
	Nov-02		2200	2200	NA	NA	NA
	DUP		2200	2200	NA	NA	NA
	May-03		4900	3600	NA	NA	NA
	May-04		4700	3100	NA	NA	NA
	May-05		4000	3200	NA	NA	NA
Oct-06		4900	4000	NA	NA	NA	

Concentrations in ug/L
 ES - NR140 Enforcement Standard
 PAL - NR140 Preventive Action Limit
 NA - Compound not analyzed
 Underlined - Concentration exceeds PAL
 Bolded - Concentration exceeds ES

Table 4-1: Groundwater Analytical Results
 Better Brite
 De Pere, Wisconsin
 11/29/2008

ZINC SHOP CONT'D	Parameter	Date	Hexavalent Chromium	Chromium	Iron	Sulfate	Sulfide	
		NR 140 PAL		10	10	150	125000	NO PAL
	NR 140 ES		100	100	300	250000	NO ES	
MW-5A	Aug-94	<10	<3.4	NA	NA	NA	NA	
	Oct-94	<10	<3.4 J	NA	NA	NA	NA	
	Apr-98	<10	<5	NA	NA	NA	NA	
	May-00	<4.2	6.5	NA	NA	NA	NA	
	Nov-00	340	380	NA	NA	NA	NA	
	Jun-01	<4.2	3.9	NA	NA	NA	NA	
	Nov-02	<4.2	34	NA	NA	NA	NA	
	May-03	<4.2	22	NA	NA	NA	NA	
	DUP	<4.2	49	NA	NA	NA	NA	
	May-04	<2.5	2.7	NA	NA	NA	NA	
	May-05	<5.0	7.6	NA	NA	NA	NA	
	Aug-94	NA	NA	NA	NA	NA	NA	
	Oct-94	<10	<5	NA	NA	NA	NA	
	MW-6	Aug-94	15900	39200	NA	NA	NA	NA
		Oct-94	47000	41,900 J	NA	NA	NA	NA
Apr-98		7650	4560	NA	NA	NA	NA	
May-00		23000	26000	NA	NA	NA	NA	
Nov-00		26000	23000	NA	NA	NA	NA	
Jun-01		14000	15000	NA	NA	NA	NA	
Nov-01		25000	29000	NA	NA	NA	NA	
May-02		13000	13000	NA	NA	NA	NA	
Nov-02		21000	22000	NA	NA	NA	NA	
May-03		11000	9300	NA	NA	NA	NA	
May-04		13000	15000	NA	NA	NA	NA	
May-05		12000	11000	NA	NA	NA	NA	
DUP		12000	11000	NA	NA	NA	NA	
Oct-06		12000	12000	NA	NA	NA	NA	
DUP	14000	12000	NA	NA	NA	NA		
MW-6A	Aug-94	<10	4.9 B	NA	NA	NA	NA	
	Oct-94	<10	<3.4 J	NA	NA	NA	NA	
	Apr-98	<10	<5	NA	NA	NA	NA	
	May-00	6.6	22	NA	NA	NA	NA	
	Nov-00	<4.2	13	NA	NA	NA	NA	
	6/01	<4.2	11	NA	NA	NA	NA	
	Nov-01	<4.2	7.1	NA	NA	NA	NA	
	May-02	<4.2	51	NA	NA	NA	NA	
	Nov-02	<4.2	83	NA	NA	NA	NA	
	May-03	<4.2	59	NA	NA	NA	NA	
	May-04	<2.5	3.4	NA	NA	NA	NA	
May-05	<5.0	12	NA	NA	NA	NA		
MW-6B	Aug-94	<10	NA	NA	NA	NA	NA	
MW-7	Aug-94	<10	6.6 BJ	NA	NA	NA	NA	
	DUP	<10	<2.6	NA	NA	NA	NA	
	Oct-94	<10 J	36.4 J	NA	NA	NA	NA	
	Apr-98	<10	<5	NA	NA	NA	NA	
	DUP	<10	<5	NA	NA	NA	NA	
	May-00	<4.2	3.9	NA	NA	NA	NA	
	Nov-00	<4.2	1.1	NA	NA	NA	NA	
	Jun-01	<4.2	2.7	NA	NA	NA	NA	
	Nov-01	<4.2	9.7	NA	NA	NA	NA	
	May-02	<4.2	3.2	NA	NA	NA	NA	
	Nov-02	<4.2	1.9	NA	NA	NA	NA	
	May-03	<4.2	0.91	NA	NA	NA	NA	
	May-04	<2.5	0.88	NA	NA	NA	NA	
	May-05	<5.0	32	NA	NA	NA	NA	

Concentrations in ug/L
 ES - NR140 Enforcement Standard
 PAL - NR140 Preventive Action Limit
 NA - Compound not analyzed
 Underlined - Concentration exceeds PAL
 Bolded - Concentration exceeds ES

Table 4-1: Groundwater Analytical Results
Better Brite
De Pere, Wisconsin
11/29/2006

		Parameter	Date	Hexavalent Chromium	Chromium	Iron	Sulfate	Sulfide
		NR 140 PAL		10	10	150	125000	NO PAL
		NR 140 ES		100	100	300	250000	NO ES
ZINC SHOP CONT'D	MW-7A	Aug-94	<10	<2.8	NA	NA	NA	NA
		Oct-94	<10 J	<3.4 J	NA	NA	NA	NA
		Apr-98	<10	<5	NA	NA	NA	NA
		May-00	<4.2	4.7	NA	NA	NA	NA
		Nov-00	7.9	5	NA	NA	NA	NA
		Jun-01	<4.2	2.5	NA	NA	NA	NA
		Nov-01	<4.2	<.52	NA	NA	NA	NA
		May-02	<4.2	1.4	NA	NA	NA	NA
		Nov-02	<4.2	0.98	NA	NA	NA	NA
		May-03	<4.2	0.85	NA	NA	NA	NA
		May-04	3.9	2.2	NA	NA	NA	NA
		May-05	<5.0	0.65	NA	NA	NA	NA
	MW-8	Oct-94	<10	<0.70	NA	NA	NA	NA
		Nov-94	<10	<2.5	NA	NA	NA	NA
		DUP	<10	<2.5	NA	NA	NA	NA
		Apr-98	<10	<5	NA	NA	NA	NA
		May-00	<4.2	15	NA	NA	NA	NA
		Nov-00	13	13	NA	NA	NA	NA
		Jun-01	5.3	2	NA	NA	NA	NA
		Nov-01	<4.2	2.3	NA	NA	NA	NA
		DUP	<4.2	6.7	NA	NA	NA	NA
		May-02	<4.2	4	NA	NA	NA	NA
		Nov-02	<4.2	23	NA	NA	NA	NA
		May-03	<4.2	2.2	NA	NA	NA	NA
		May-04	<2.5	1.7	NA	NA	NA	NA
		May-05	<5.0	1.1	NA	NA	NA	NA
	MW-8A	Oct-94	<10	<0.70	NA	NA	NA	NA
		Nov-94	<10	<2.5	NA	NA	NA	NA
		Apr-98	<10	<5	NA	NA	NA	NA
		May-00	<4.2	16	NA	NA	NA	NA
		Nov-00	<4.2	34	NA	NA	NA	NA
		Jun-01	<4.2	3.7	NA	NA	NA	NA
		Nov-01	<4.2	14	NA	NA	NA	NA
		May-02	<4.2	2.5	NA	NA	NA	NA
		DUP	<4.2	11	NA	NA	NA	NA
		Nov-02	<4.2	20	NA	NA	NA	NA
		May-03	<4.2	13	NA	NA	NA	NA
		May-04	3.9	0.59	NA	NA	NA	NA
	May-05	<5.0	2.6	NA	NA	NA	NA	
	MW-9	Aug-94	400	697	NA	NA	NA	NA
		Oct-94	470 J	442 J	NA	NA	NA	NA
		Apr-98	209	<5	NA	NA	NA	NA
Jul-98		60	75	NA	NA	NA	NA	
Nov-00		13	15	NA	NA	NA	NA	
DUP		19	51	NA	NA	NA	NA	
Jun-01		28	180	NA	NA	NA	NA	
Nov-01		35	76	NA	NA	NA	NA	
May-02		75	72	NA	NA	NA	NA	
Nov-02		67	80	NA	NA	NA	NA	
May-03		32	53	NA	NA	NA	NA	
May-04		54	63	NA	NA	NA	NA	
Dup		50	46	NA	NA	NA	NA	
May-05		28	41	NA	NA	NA	NA	
Oct-06	17	34	NA	NA	NA	NA		

Concentrations In ug/L
 ES - NR140 Enforcement Standard
 PAL - NR140 Preventive Action Limit
 NA - Compound not analyzed
 Underlined - Concentration exceeds PAL
 Bolded - Concentration exceeds ES

Table 4-1: Groundwater Analytical Results
 Better Brite
 De Pere, Wisconsin
 11/29/2006

	Parameter	Date	Hexavalent Chromium	Chromium	Iron	Sulfate	Sulfide
	NR 140 PAL		10	10	150	125000	NO PAL
	NR 140 ES		100	100	300	250000	NO ES
ZINC SHOP CONT'D	MW-10	Aug-94	60300	53100	NA	NA	NA
		Oct-94	60800 J	43,500 J	NA	NA	NA
		Nov-00	20000	18000	NA	NA	NA
		Jun-01	<4.2	20	NA	NA	NA
		Nov-02	35000	38000	NA	NA	NA
		May-03	38000	37000	NA	NA	NA
		May-04	25000	22000	NA	NA	NA
		Nov-05	13000	13000	NA	NA	NA
		Oct-06	14000	13000	NA	NA	NA
	MW-11	May-95	<10	<1.0	NA	NA	NA
		Apr-98	<10	<5	NA	NA	NA
		May-00	<4.2	7.0	NA	NA	NA
		Nov-00	<4.2	4.1	NA	NA	NA
		Jun-01	<4.2	3.6	NA	NA	NA
		Nov-01	<4.2	7.8	NA	NA	NA
		May-02	17	<20	NA	NA	NA
		Nov-02	<4.2	27	NA	NA	NA
		May-03	<4.2	12	NA	NA	NA
		May-04	<2.5	2.3	NA	NA	NA
	MW-12	Mar-95	<10 J	<2.9	NA	NA	NA
		May-95	<10	<1.0	NA	NA	NA
		Apr-98	<10	<5	NA	NA	NA
		May-00	<4.2	4.8	NA	NA	NA
		Nov-00	<4.2	6	NA	NA	NA
		Jun-01	<4.2	6.4	NA	NA	NA
		Nov-01	<4.2	<0.52	NA	NA	NA
		May-02	<4.2	4.8	NA	NA	NA
		Nov-02	<4.2	1.3	NA	NA	NA
		May-03	<4.2	1.3	NA	NA	NA
	MW-13	Mar-95	<10 J	<2.9	NA	NA	NA
		May-95	<10	<1.0	NA	NA	NA
	Zinc Sump	Aug-94	89000	209000	NA	NA	NA
		Oct-94	144900	277000	NA	NA	NA
		Apr-98	66000	38300	NA	NA	NA
		Jul-98	131000	131000	NA	NA	NA
		May-00	1800	1700	NA	NA	NA
		Nov-00	41000	27000	NA	NA	NA
		Jun-01	40000	110000	NA	NA	NA
		Nov-01	23000	56000	NA	NA	NA
		May-02	43000	14000	NA	NA	NA
		Nov-03	23000	30000	NA	NA	NA
		May-03	8400	6800	NA	NA	NA
Private	Aug-94	<10	<10	NA	NA	NA	
	Aug-94	<10	<10	NA	NA	NA	
	DUP.	<10	<10	NA	NA	NA	
Municipal	Oct-94	<10	<10	NA	NA	NA	
	DUP.	<10	<10	NA	NA	NA	
USGS	Oct-94	<10	0.75 B	NA	NA	NA	
USGS-A	Oct-94	<10	11.9	NA	NA	NA	

Concentrations in ug/L
 ES - NR140 Enforcement Standard
 PAL - NR140 Preventive Action Limit
 NA - Compound not analyzed
 Underlined - Concentration exceeds PAL
 Bolded - Concentration exceeds ES

APPENDIX A
WATER ELEVATION MEASUREMENTS

DATE: 10-5-06

WATER LEVEL DATA

PROJECT: BETTER BRUTE ZINC SHOP
 PROJECT #: 1311.007.03
 LOCATION: De Pere, WI.

DEPTH TO WELL BOTTOM
 DEPTH TO WATER

WELL:	TIME (MILITARY)	MEASURING INSTRUMENT	FIELD MEASUREMENT & SURVEY DATA			MEASURED BY	COMMENTS
			TOP OF PVC CASING ELEV. (ft. msl)	MEASURED DEPTH BELOW TOP PVC CASING (ft.)	WATER ELEVATION (ft. msl)		
MWS-9	16:10	Heron		16.45	6.78	TMT	
MWS-6	16:20			15.60	10.06		
MWS-5	16:30			15.44	7.85		
MWS-10	16:40			14.76	8.31		
MWS-3	NA	↓		28.38	NA	↓	*NOTE*
ZINC SHOP	16:50			20.61	18.29		
							*WELL CASING PLUGGED WITH CLAY AT A DEPTH OF 1-Feet Below

APPENDIX B
FIELD WATER QUALITY DATA SHEETS

CHROME SHOP

FIELD WATER QUALITY SAMPLING AND ANALYSIS

PROJECT: BETTER BRITE (CHROME SHOP)
 PROJECT #: 1311-007-03
 LOCATION: DEPORE, WI.
 PERSONNEL: TODD M. THOMPSON

INSTRUMENTS
 TEMPERATURE: HANNA
 CONDUCTIVITY: _____
 PH: _____
 OTHER: WSP: HERON

GENERAL:		SAMPLE POINT	MWS-111	MWS-115	MWS-115A	MWS-110	MWS-110A
WATER TYPE			GROUND WATER				>
DATE			10-5-06	10-5-06	10-5-06	10-5-06	10-5-06
CLOCK TIME			15:00	15:10	15:20	15:30	15:40
DEPTH TO WATER*			6.74	6.21	12.22	4.39	13.13
MEASURED WELL DEPTH			14.53	14.61	23.64	14.61	23.68
PURGE VOL/CASING VOL (g)			6 DRY	6 / 5 DRY	8 / 5 DRY	7 DRY	7 / 5 DRY
DEPTH SAMPLE TAKEN			10	10	20	10	20
SAMPLING DEVICE			DEDICATED BAILER				>
FIELD TEMPERATURE (°C)			11.5	12.2	11.2	13.4	12.4
ELEC. COND. (µmhos/cm)	MEASURED		NA	NA	NA	NA	NA
	AT 25°C		8.19	1030	745	1556	1099
PH			7.02	7.05	7.22	7.06	7.25
ALKALINITY			NA	NA	NA	NA	NA
COLOR			CLEAR	CLEAR	CLEAR	CLEAR	CLEAR
ODOR			NONE	NONE	NONE	NONE	NONE
CLARITY			CLEAR	CLEAR	CLEAR	CLEAR	CLEAR
SAMPLING PARAMETERS		# OF CONTAINERS & CONT. VOLUME; CONTAINER TYPE (A=AMBER GLASS; G=GLASS; P=PLASTIC); PRESERVATIVE TYPE - (L=LAB ADDED; F=FIELD ADDED) OR NEUTRAL; FILTERED (YES OR NO)					
HEX CR.			1, 250ml, P N, No				>
TOTAL CR HNO3			1, 250ml, P L, No				>
SULFATE			1, 250ml, P N, No				>
IRON HNO3			1, 250ml, P L, No				>
LABORATORY: SENT TO:			FACE				>
DATE SENT:			10-5-06				>
SAMPLED BY:			TODD M. THOMPSON				>

*Measured from top of well riser.

FIELD WATER QUALITY SAMPLING AND ANALYSIS

PROJECT: BETTER BRIDE (CHROME SHOP)
 PROJECT #: 1311.007.03
 LOCATION: DEPIRE, LA.
 PERSONNEL: John M. Thomson

INSTRUMENTS
 TEMPERATURE: HANNA
 CONDUCTIVITY: _____
 PH: _____
 OTHER: LWP: HERON

GENERAL: SAMPLE POINT		<u>MUS-116</u>	<u>MUS-116 Dup</u>		
WATER TYPE		<u>GROUNDWATER</u>			
DATE		<u>10-5-06</u>	<u>10-5-06</u>		
CLOCK TIME		<u>15:50</u>	<u>16:00</u>		
DEPTH TO WATER*		<u>5.43</u>	<u>5.43</u>		
MEASURED WELL DEPTH		<u>19.01</u>	<u>19.01</u>		
PURGE VOL/CASING VOL(g)		<u>10</u>	<u>10</u>		
DEPTH SAMPLE TAKEN		<u>10</u>	<u>10</u>		
SAMPLING DEVICE		<u>DEDICATED BAILER</u>			
FIELD TEMPERATURE (°C)		<u>13.8</u>	<u>13.2</u>		
ELEC. COND. (µmhos/cm)	MEASURED	<u>NA</u>	<u>NA</u>		
	AT 25°C	<u>3223</u>	<u>3190</u>		
PH		<u>7.13</u>	<u>7.10</u>		
ALKALINITY		<u>NA</u>	<u>NA</u>		
COLOR		<u>YELLOW</u>	<u>YELLOW</u>		
ODOR		<u>NONE</u>	<u>NONE</u>		
CLARITY		<u>CLEAR</u>	<u>CLEAR</u>		
SAMPLING PARAMETERS		# OF CONTAINERS & CONT. VOLUME; CONTAINER TYPE (A=AMBER GLASS; G=GLASS; P=PLASTIC); PRESERVATIVE TYPE - (L=LAB ADDED; F=FIELD ADDED) OR NEUTRAL; FILTERED (YES OR NO)			
<u>HEX CR.</u>		<u>1, 250ml, P</u>			
		<u>N, No</u>			
<u>TOTAL CR.</u>		<u>1, 250ml, P</u>			
<u>HNO3</u>		<u>L, No</u>			
<u>SULFATE</u>		<u>1, 250ml, P</u>			
		<u>N, No</u>			
<u>IRON</u>		<u>1, 250ml, P</u>			
<u>HNO3</u>		<u>L, No</u>			
LABORATORY: SENT TO:		<u>PACE</u>			
DATE SENT:		<u>10-5-06</u>			
SAMPLED BY:		<u>John M. Thomson</u>			

*Measured from top of well riser.

ZINC SHOP

FIELD WATER QUALITY SAMPLING AND ANALYSIS

PROJECT: BETTER BATE (ZINC SHOP)
 PROJECT #: 1311.007.03
 LOCATION: DE PERE, ILL.
 PERSONNEL: TODD M. THOMPSON

INSTRUMENTS
 TEMPERATURE: HANNA
 CONDUCTIVITY: _____
 PH: _____
 OTHER: WSP: HERON

GENERAL:		SAMPLE POINT	MWS-9	MWS-6	MWS-6 Dup	MWS-5	MWS-10
WATER TYPE			GROUND WATER				
DATE			10-5-06	10-5-06	10-5-06	10-5-06	10-5-06
CLOCK TIME			16:10	16:20	16:25	16:30	16:40
DEPTH TO WATER*			6.78	10.06	10.06	7.85	8.31
MEASURED WELL DEPTH			16.45	15.60	15.60	15.44	14.76
PURGE VOL./CASING VOL.(g)			7 DRY	5 DRY	5 DRY	5 DRY	5
DEPTH SAMPLE TAKEN			12	12	12	12	12
SAMPLING DEVICE			DEDICATED BAUER				
FIELD TEMPERATURE (°C)			17.2	14.2	14.0	15.3	18.2
ELEC. COND. (µmhos/cm)	MEASURED		NA	NA	NA	NA	NA
	AT 25°C		839	1254	1286	> 3999	1723
PH			6.85	6.93	6.95	6.96	7.10
ALKALINITY			NA	NA	NA	NA	NA
COLOR			CLEAR	LIGHT YELLOW	LIGHT YELLOW	VERY LIGHT YELLOW	YELLOW
ODOR			NONE	NONE	NONE	NONE	NONE
CLARITY			CLEAR	CLEAR	CLEAR	CLEAR	CLEAR
SAMPLING PARAMETERS		# OF CONTAINERS & CONT. VOLUME; CONTAINER TYPE (A=AMBER GLASS; G=GLASS; P=PLASTIC); PRESERVATIVE TYPE - (L=LAB ADDED; F=FIELD ADDED) OR NEUTRAL; FILTERED (YES OR NO)					
HEX CR.			1, 25ml, P				
			N, No				
TOTAL CR.			1, 25ml, P				
HNO3			L, No				
						(LIGHT TINT)	
LABORATORY: SENT TO:			PACE				
DATE SENT:			10-5-06				
SAMPLED BY:			TODD M. THOMPSON				

*Measured from top of well riser.

FIELD WATER QUALITY SAMPLING AND ANALYSIS

PROJECT: BETTER BETE (ZINC SHOP)
 PROJECT #: 1311.007.03
 LOCATION: DEPIRE, ILL.
 PERSONNEL: JOHN M. THOMPSON

INSTRUMENTS
 TEMPERATURE: HANNA
 CONDUCTIVITY: _____
 PH: _____
 OTHER: WSP: HERON

GENERAL: SAMPLE POINT		<u>MUS-3</u>	<u>ZINC SUMP</u>		
WATER TYPE		<u>GROUND WATER</u>	<u>→</u>		
DATE		<u>10-5-06</u>	<u>10-5-06</u>		
CLOCK TIME		<u>NA</u>	<u>16:50</u>		
DEPTH TO WATER*		<u>NA</u>	<u>18.29</u>		
MEASURED WELL DEPTH		<u>28.38</u>	<u>20.61</u>		
PURGE VOL/CASING VOL(g)		<u>NA</u>	<u>GRAB</u>		
DEPTH SAMPLE TAKEN		<u>NA</u>	<u>20.5</u>		
SAMPLING DEVICE		<u>PERISTALTIC</u>	<u>DEDICATED BAILER</u>		
FIELD TEMPERATURE (°C)		<u>NA</u>	<u>13.5</u>		
ELEC. COND. (µmhos/cm)	MEASURED	<u>NA</u>	<u>NA</u>		
	AT 25°C	<u>NA</u>	<u>1848</u>		
PH		<u>NA</u>	<u>7.02</u>		
ALKALINITY		<u>NA</u>	<u>NA</u>		
COLOR		<u>NA</u>	<u>HEAT YELLOW</u>		
ODOR		<u>NA</u>	<u>NONE</u>		
CLARITY		<u>NA</u>	<u>CLEAR</u>		
SAMPLING PARAMETERS		# OF CONTAINERS & CONT. VOLUME; CONTAINER TYPE (A=AMBER GLASS; G=GLASS; P=PLASTIC); PRESERVATIVE TYPE - (L=LAB ADDED; F=FIELD ADDED) OR NEUTRAL; FILTERED (YES OR NO)			
<u>HEX CR.</u>		<u>1.25am, P</u>	<u>→</u>		
		<u>N, No</u>			
<u>TOTAL CR.</u>		<u>1.25am, P</u>	<u>→</u>		
		<u>N, No</u>			
		<u>* NOTE *</u>			
		<u>WELL CASING</u>			
		<u>PURGED WITH</u>			
		<u>CLAY AT A DEPTH</u>			
		<u>OF 1' FOOT BES.</u>			
LABORATORY: SENT TO:		<u>PAGE</u>	<u>→</u>		
DATE SENT:		<u>10-5-06</u>	<u>→</u>		
SAMPLED BY:		<u>JOHN M. THOMPSON</u>	<u>→</u>		

*Measured from top of well riser.

APPENDIX C
ANALYTICAL LABORATORY DATA AND CHAIN OF CUSTODY FORMS



1241 Bellevue Street, Suite 9
Green Bay, WI 54302
920-469-2436, Fax: 920-469-8827

Analytical Report Number: 876925

Client: GEOTRANS, INC.

Lab Contact: Tom Trainor

Project Name: BETTER BRITE

Project Number: 1311.007

Lab Sample Number	Field ID	Matrix	Collection Date
876925-001	MW-111	GW	10/05/06 15:00
876925-002	MW-115	GW	10/05/06 15:10
876925-003	MW-115A	GW	10/05/06 15:20
876925-004	MW-110	GW	10/05/06 15:30
876925-005	MW-110A	GW	10/05/06 15:40
876925-006	MW-116	GW	10/05/06 15:50
876925-007	MW-116 DUP	GW	10/05/06 16:00
876925-008	MW-9	GW	10/05/06 16:10
876925-009	MW-6	GW	10/05/06 16:20
876925-010	MW-6 DUP	GW	10/05/06 16:25
876925-011	MW-5	GW	10/05/06 16:30
876925-012	MW-10	GW	10/05/06 16:40
876925-013	ZINC SUMP	GW	10/05/06 16:50

I certify that the data contained in this Final Report has been generated and reviewed in accordance with approved methods and Laboratory Standard Operating Procedure. Exceptions, if any, are discussed in the accompanying sample comments. Release of this final report is authorized by Laboratory management, as is verified by the following signature. This report shall not be reproduced, except in full, without the written consent of Pace Analytical Services, Inc. The sample results relate only to the analytes of interest tested.

Approval Signature

11-1-06

Date

**Pace Analytical
Services, Inc.**

Analytical Report Number: 876925

1241 Bellevue Street
Green Bay, WI 54302
920-469-2436

Client : GEOTRANS, INC.
Project Name : BETTER BRITE
Project Number : 1311.007
Field ID : MW-111

Matrix Type : GROUNDWATER
Collection Date : 10/05/06
Report Date : 11/01/06
Lab Sample Number : 876925-001

INORGANICS

Test	Result	LOD	LOQ	EQL	Dil.	Units	Code	Anl Date	Prep Method	Anl Method
Chromium	16	1.3	4.4		1	ug/L		10/12/06	SW846 3010A	SW846 6010B
Chromium, Hexavalent	< 6.8	6.8	23		1	ug/L		10/06/06	SM 3500 Cr-D	SM 3500 Cr-D

**Pace Analytical
Services, Inc.**

Analytical Report Number: 876925

1241 Bellevue Street
Green Bay, WI 54302
920-489-2436

Client : GEOTRANS, INC.
Project Name : BETTER BRITE
Project Number : 1311.007
Field ID : MW-115

Matrix Type : GROUNDWATER
Collection Date : 10/05/06
Report Date : 11/01/06
Lab Sample Number : 876925-002

INORGANICS

Test	Result	LOD	LOQ	EQL	Dil.	Units	Code	Anl Date	Prep Method	Anl Method
Chromium	2.6	1.3	4.4		1	ug/L	Q	10/12/06	SW846 3010A	SW846 6010B
Chromium, Hexavalent	< 6.8	6.8	23		1	ug/L		10/08/06	SM 3500 Cr-D	SM 3500 Cr-D

**Pace Analytical
Services, Inc.**

Analytical Report Number: 876925

1241 Bellevue Street
Green Bay, WI 54302
920-469-2436

Client : GEOTRANS, INC.
Project Name : BETTER BRITE
Project Number : 1311.007
Field ID : MW-115A

Matrix Type : GROUNDWATER
Collection Date : 10/05/06
Report Date : 11/01/06
Lab Sample Number : 876925-003

INORGANICS

Test	Result	LOD	LOQ	EQL	Dil.	Units	Code	Anl Date	Prep Method	Anl Method
Chromium	4.6	1.3	4.4		1	ug/L		10/12/06	SW846 3010A	SW846 6010B
Chromium, Hexavalent	< 6.8	6.8	23		1	ug/L		10/06/06	SM 3500 Cr-D	SM 3500 Cr-D

**Pace Analytical
Services, Inc.**

Analytical Report Number: 876925

1241 Bellevue Street
Green Bay, WI 54302
920-469-2436

Client : GEOTRANS, INC.
Project Name : BETTER BRITE
Project Number : 1311.007
Field ID : MW-110

Matrix Type : GROUNDWATER
Collection Date : 10/05/06
Report Date : 11/01/06
Lab Sample Number : 876925-004

INORGANICS

Test	Result	LOD	LOQ	EQL	Dil.	Units	Code	Anl Date	Prep Method	Anl Method
Chromium	1.8	1.3	4.4		1	ug/L	Q	10/12/06	SW846 3010A	SW846 6010B
Chromium, Hexavalent	< 6.8	6.8	23		1	ug/L		10/06/06	SM 3500 Cr-D	SM 3500 Cr-D

**Pace Analytical
Services, Inc.**

Analytical Report Number: 876925

1241 Bellevue Street
Green Bay, WI 54302
920-469-2436

Client : GEOTRANS, INC.
Project Name : BETTER BRITE
Project Number : 1311.007
Field ID : MW-110A

Matrix Type : GROUNDWATER
Collection Date : 10/05/06
Report Date : 11/01/06
Lab Sample Number : 876925-005

INORGANICS

Test	Result	LOD	LOQ	EQL	Dil.	Units	Code	Anl Date	Prep Method	Anl Method
Chromium	4.2	1.3	4.4		1	ug/L	Q	10/12/06	SW846 3010A	SW846 6010B
Chromium, Hexavalent	< 6.8	6.8	23		1	ug/L		10/06/06	SM 3500 Cr-D	SM 3500 Cr-D

**Pace Analytical
Services, Inc.**

Analytical Report Number: 876925

1241 Bellevue Street
Green Bay, WI 54302
920-469-2436

Client : GEOTRANS, INC.
Project Name : BETTER BRITE
Project Number : 1311.007
Field ID : MW-116

Matrix Type : GROUNDWATER
Collection Date : 10/05/06
Report Date : 11/01/06
Lab Sample Number : 876925-006

INORGANICS

Test	Result	LOD	LOQ	EQL	Dil.	Units	Code	Anl Date	Prep Method	Anl Method
Chromium	36000	13	44		5	ug/L		10/12/06	SW846 3010A	SW846 6010B
Chromium, Hexavalent	39000	1700	5700		1	ug/L		10/06/06	SM 3500 Cr-D	SM 3500 Cr-D
Iron	900	100	330		1	ug/L		10/12/06	SW846 3010A	SW846 6010B
Sulfate	1800	19	64		25	mg/L		10/30/06	EPA 300.0	EPA 300.0

**Pace Analytical
Services, Inc.**

Analytical Report Number: 876925

1241 Bellevue Street
Green Bay, WI 54302
920-469-2436

Client : GEOTRANS, INC.

Project Name : BETTER BRITE

Project Number : 1311.007

Field ID : MW-116 DUP

Matrix Type : GROUNDWATER

Collection Date : 10/05/06

Report Date : 11/01/06

Lab Sample Number : 876925-007

INORGANICS

Test	Result	LOD	LOQ	EQL	DII.	Units	Code	Anl Date	Prep Method	Anl Method
Chromium	36000	13	44		5	ug/L		10/12/06	SW846 3010A	SW846 6010B
Chromium, Hexavalent	42000	1700	5700		1	ug/L		10/06/06	SM 3500 Cr-D	SM 3500 Cr-D

**Pace Analytical
Services, Inc.**

Analytical Report Number: 876925

1241 Bellevue Street
Green Bay, WI 54302
920-469-2436

Client : GEOTRANS, INC.
Project Name : BETTER BRITE
Project Number : 1311.007
Field ID : MW-9

Matrix Type : GROUNDWATER
Collection Date : 10/05/06
Report Date : 11/01/06
Lab Sample Number : 876925-008

INORGANICS

Test	Result	LOD	LOQ	EQL	Dil.	Units	Code	Anl Date	Prep Method	Anl Method
Chromium	34	1.3	4.4		1	ug/L		10/12/06	SW846 3010A	SW846 6010B
Chromium, Hexavalent	17	6.8	23		1	ug/L	Q	10/06/06	SM 3500 Cr-D	SM 3500 Cr-D

**Pace Analytical
Services, Inc.**

Analytical Report Number: 876925

1241 Bellevue Street
Green Bay, WI 54302
920-469-2436

Client : GEOTRANS, INC.
Project Name : BETTER BRITE
Project Number : 1311.007
Field ID : MW-6

Matrix Type : GROUNDWATER
Collection Date : 10/05/06
Report Date : 11/01/06
Lab Sample Number : 876925-009

INORGANICS

Test	Result	LOD	LOQ	EQL	Dil.	Units	Code	Anl Date	Prep Method	Anl Method
Chromium	12000	6.6	22		5	ug/L		10/12/06	SW846 3010A	SW846 6010B
Chromium, Hexavalent	12000	170	570		1	ug/L		10/06/06	SM 3500 Cr-D	SM 3500 Cr-D

**Pace Analytical
Services, Inc.**

Analytical Report Number: 876925

1241 Bellevue Street
Green Bay, WI 54302
920-469-2436

Client : GEOTRANS, INC.
Project Name : BETTER BRITE
Project Number : 1311.007
Field ID : MW-6 DUP

Matrix Type : GROUNDWATER
Collection Date : 10/05/06
Report Date : 11/01/06
Lab Sample Number : 876925-010

INORGANICS

Test	Result	LOD	LOQ	EQL	Dil.	Units	Code	Anl Date	Prep Method	Anl Method
Chromium	12000	6.6	22		5	ug/L		10/12/06	SW846 3010A	SW846 6010B
Chromium, Hexavalent	14000	170	570		1	ug/L		10/06/06	SM 3500 Cr-D	SM 3500 Cr-D

**Pace Analytical
Services, Inc.**

Analytical Report Number: 876925

1241 Bellevue Street
Green Bay, WI 54302
920-469-2436

Client : GEOTRANS, INC.
Project Name : BETTER BRITE
Project Number : 1311.007
Field ID : MW-5

Matrix Type : GROUNDWATER
Collection Date : 10/05/06
Report Date : 11/01/06
Lab Sample Number : 876925-011

INORGANICS

Test	Result	LOD	LOQ	EQL	Dil.	Units	Code	Anl Date	Prep Method	Anl Method
Chromium	4000	6.6	22		5	ug/L		10/12/06	SW846 3010A	SW846 6010B
Chromium, Hexavalent	4900	170	570		1	ug/L		10/06/06	SM 3500 Cr-D	SM 3500 Cr-D

**Pace Analytical
Services, Inc.**

Analytical Report Number: 876925

1241 Bellevue Street
Green Bay, WI 54302
920-469-2436

Client : GEOTRANS, INC.
Project Name : BETTER BRITE
Project Number : 1311.007
Field ID : MW-10

Matrix Type : GROUNDWATER
Collection Date : 10/05/06
Report Date : 11/01/06
Lab Sample Number : 876925-012

INORGANICS

Test	Result	LOD	LOQ	EQL	Dil.	Units	Code	Anl Date	Prep Method	Anl Method
Chromium	13000	6.6	22		5	ug/L		10/12/06	SW846 3010A	SW846 6010B
Chromium, Hexavalent	14000	340	1100		1	ug/L		10/06/06	SM 3500 Cr-D	SM 3500 Cr-D

**Pace Analytical
Services, Inc.**

Analytical Report Number: 876925

1241 Bellevue Street
Green Bay, WI 54302
920-469-2436

Client : GEOTRANS, INC.
Project Name : BETTER BRITE
Project Number : 1311.007
Field ID : ZINC SUMP

Matrix Type : GROUNDWATER
Collection Date : 10/05/06
Report Date : 11/01/06
Lab Sample Number : 876925-013

INORGANICS

Test	Result	LOD	LOQ	EQL	Dil.	Units	Code	Anl Date	Prep Method	Anl Method
Chromium	5900	6.6	22		5	ug/L		10/12/06	SW846 3010A	SW846 6010B
Chromium, Hexavalent	7500	170	570		1	ug/L		10/06/06	SM 3500 Cr-D	SM 3500 Cr-D

Qualifier Codes

Flag Applies To Explanation

Flag	Applies To	Explanation
A	Inorganic	Analyte is detected in the method blank. Method blank criteria is evaluated to the laboratory method detection limit. Additionally, method blank acceptance may be based on project specific criteria or determined from analyte concentrations in the sample and are evaluated on a sample by sample basis.
B	Inorganic	The analyte has been detected between the method detection limit and the reporting limit.
B	Organic	Analyte is present in the method blank. Method blank criteria is evaluated to the laboratory method detection limit. Additionally, method blank acceptance may be based on project specific criteria or determined from analyte concentrations in the sample and are evaluated on a sample by sample basis.
C	All	Elevated detection limit.
D	All	Analyte value from diluted analysis or surrogate result not applicable due to sample dilution.
E	Inorganic	Estimated concentration due to matrix interferences. During the metals analysis the serial dilution failed to meet the established control limits of 0-10%. The sample concentration is greater than 50 times the IDL for analysis done on the ICP or 100 times the IDL for analysis done on the ICP-MS. The result was flagged with the E qualifier to indicate that a physical interference was observed.
E	Organic	Analyte concentration exceeds calibration range.
F	Inorganic	Due to potential interferences for this analysis by Inductively Coupled Plasma techniques (SW-846 Method 6010), this analyte has been confirmed by and reported from an alternate method.
F	Organic	Surrogate results outside control criteria.
G	All	The result is estimated because the concentration is less than the lowest calibration standard concentration utilized in the initial calibration. The method detection limit is less than the reporting limit specified for this project.
H	All	Preservation, extraction or analysis performed past holding time.
HF	Inorganic	This test is considered a field parameter, and the recommended holding time is 15 minutes from collection. The analysis was performed in the laboratory beyond the recommended holding time.
J	All	Concentration detected equal to or greater than the method detection limit but less than the reporting limit.
K	Inorganic	Sample received unpreserved. Sample was either preserved at the time of receipt or at the time of sample preparation.
K	Organic	Detection limit may be elevated due to the presence of an unrequested analyte.
L	All	Elevated detection limit due to low sample volume.
M	Organic	Sample pH was greater than 2
N	All	Spiked sample recovery not within control limits.
O	Organic	Sample received overweight.
P	Organic	The relative percent difference between the two columns for detected concentrations was greater than 40%.
Q	All	The analyte has been detected between the limit of detection (LOD) and limit of quantitation (LOQ). The results are qualified due to the uncertainty of analyte concentrations within this range.
S	Organic	The relative percent difference between quantitation and confirmation columns exceeds internal quality control criteria. Because the result is unconfirmed, it has been reported as a non-detect with an elevated detection limit.
U	All	The analyte was not detected at or above the reporting limit.
V	All	Sample received with headspace.
W	All	A second aliquot of sample was analyzed from a container with headspace.
X	All	See Sample Narrative.
Z	Organics	This compound was separated in the check standard but it did not meet the resolution criteria as set forth in SW846.
&	All	Laboratory Control Spike recovery not within control limits.
*	All	Precision not within control limits.
+	Inorganic	The sample result is greater than four times the spike level; therefore, the percent recovery is not evaluated.
<	All	The analyte was not detected at or above the reporting limit.
1	Inorganic	Dissolved analyte or filtered analyte greater than total analyte; analyses passed QC based on precision criteria.
2	Inorganic	Dissolved analyte or filtered analyte greater than total analyte; analyses failed QC based on precision criteria.
3	Inorganic	BOD result is estimated due to the BOD blank exceeding the allowable oxygen depletion.
4	Inorganic	BOD duplicate precision not within control limits. Due to the 48 hour holding time for this test, it is not practical to reanalyze and try to correct the deficiency.
5	Inorganic	BOD result is estimated due to insufficient oxygen depletion. Due to the 48 hour holding time for this test, it is not practical to reanalyze and try to correct the deficiency.
6	Inorganic	BOD laboratory control sample not within control limits. Due to the 48 hour holding time for this test, it is not practical to reanalyze and try to correct the deficiency.
7	Inorganic	BOD result is estimated due to complete oxygen depletion. Due to the 48 hour holding time for this test, it is not practical to reanalyze and try to correct the deficiency.

Test Group Name	876925-001	876925-002	876925-003	876925-004	876925-005	876925-006	876925-007	876925-008	876925-009	876925-010	876925-011	876925-012	876925-013
CHROMIUM	B	B	B	B	B	B	B	B	B	B	B	B	B
CHROMIUM, HEXAVALENT	B	B	B	B	B	B	B	B	B	B	B	B	B
IRON						B							
SULFATE						B							

Code	Facility	Address	WI Certification
B	Green Bay Lab (Bellevue St)	1241 Bellevue Street, Suite 9 Green Bay, WI 54302	405132750 / DATCP: 105-444



Sample Condition Upon Receipt

Client Name: Geo Trans Inc.

Project # 876925

Courier: Fed Ex UPS USPS Client Commercial Pace Other _____

Tracking #: _____

Custody Seal on Cooler/Box Present: yes no Seals intact: yes no

Packing Material: Bubble Wrap Bubble Bags None Other _____

Thermometer Used NA Type of Ice: Wet Blue None Samples on ice, cooling process has begun

Cooler Temperature ROT

Biological Tissue is Frozen: Yes No

Date and initials of person examining contents: 10-6-06 KLS
10-6-06 GO

Temp should be above freezing to 6°C

Comments:

Chain of Custody Present:	<input checked="" type="checkbox"/> Yes <input type="checkbox"/> No <input type="checkbox"/> N/A	1.
Chain of Custody Filled Out:	<input checked="" type="checkbox"/> Yes <input type="checkbox"/> No <input type="checkbox"/> N/A	2.
Chain of Custody Relinquished:	<input checked="" type="checkbox"/> Yes <input type="checkbox"/> No <input type="checkbox"/> N/A	3.
Sampler Name & Signature on COC:	<input checked="" type="checkbox"/> Yes <input type="checkbox"/> No <input type="checkbox"/> N/A	4.
Samples Arrived within Hold Time:	<input checked="" type="checkbox"/> Yes <input type="checkbox"/> No <input type="checkbox"/> N/A	5.
Short Hold Time Analysis (<72hr):	<input type="checkbox"/> Yes <input checked="" type="checkbox"/> No <input type="checkbox"/> N/A	6.
Rush Turn Around Time Requested:	<input type="checkbox"/> Yes <input checked="" type="checkbox"/> No <input type="checkbox"/> N/A	7.
Sufficient Volume:	<input checked="" type="checkbox"/> Yes <input type="checkbox"/> No <input type="checkbox"/> N/A	8.
Correct Containers Used:	<input checked="" type="checkbox"/> Yes <input type="checkbox"/> No <input type="checkbox"/> N/A	9.
-Pace Containers Used:	<input checked="" type="checkbox"/> Yes <input type="checkbox"/> No <input type="checkbox"/> N/A	
Containers Intact:	<input checked="" type="checkbox"/> Yes <input type="checkbox"/> No <input type="checkbox"/> N/A	10.
Filtered volume received for Dissolved tests	<input type="checkbox"/> Yes <input checked="" type="checkbox"/> No <input type="checkbox"/> N/A	11.
Sample Labels match COC:	<input checked="" type="checkbox"/> Yes <input type="checkbox"/> No <input type="checkbox"/> N/A	12.
-Includes date/time/ID/Analysis Matrix:	<u>GW</u>	
All containers needing preservation have been checked.	<input checked="" type="checkbox"/> Yes <input type="checkbox"/> No <input type="checkbox"/> N/A	13.
All containers needing preservation are found to be in compliance with EPA recommendation.	<input checked="" type="checkbox"/> Yes <input type="checkbox"/> No <input type="checkbox"/> N/A	
exceptions: VOA, coliform, TOC, O&G, WI-DRO (water)	<input type="checkbox"/> Yes <input type="checkbox"/> No	Initial when completed <u>KLS</u> Lot # of added preservative
Samples checked for dechlorination:	<input type="checkbox"/> Yes <input type="checkbox"/> No <input checked="" type="checkbox"/> N/A	14.
Headspace in VOA Vials (>6mm):	<input type="checkbox"/> Yes <input type="checkbox"/> No <input checked="" type="checkbox"/> N/A	15.
Trip Blank Present:	<input type="checkbox"/> Yes <input type="checkbox"/> No <input checked="" type="checkbox"/> N/A	16.
Trip Blank Custody Seals Present	<input type="checkbox"/> Yes <input type="checkbox"/> No <input checked="" type="checkbox"/> N/A	
Pace Trip Blank Lot # (if purchased):		

Client Notification/ Resolution:

Field Data Required? Y / N

Person Contacted: _____ Date/Time: _____

Comments/ Resolution: _____

Project Manager Review: TJH

Date: 10-8-06

Note: Whenever there is a discrepancy affecting North Carolina compliance samples, a copy of this form will be sent to the North Carolina DEHNR Certification Office (i.e. out of hold, incorrect preservative, out of temp, incorrect containers)



CHAIN-OF-CUSTODY / Analytical Request Document

The Chain-of-Custody is a LEGAL DOCUMENT. All relevant fields must be completed accurately.

Page: 1 of 2
0974173

Section A

Required Client Information:

Section B

Required Project Information:

Section C

Invoice Information:

Company GEORGE J. TAYLOR, INC.	Report To: DANIEL MORGAN	Attention: JANE
Address 175N. CORPORATE DR. SUITE 100 BROOKFIELD, WI. 53005	Copy To:	Company Name: JANE
Email To:	Purchase Order No.:	Address:
Phone: (262) 792-1232 (Fax) 792-1310	Project Name: BETTER BRTE	Pace Project Manager: TOM TRAINOR
Requested Due Date/TAT: STANDARD	Project Number: 1311.007	Pace Profile #:

REGULATORY AGENCY

NPDES GROUND WATER DRINKING WATER
 UST RCRA Other _____

SITE LOCATION

GA IL IN MI MN NC
 OH SC WI OTHER _____

ITEM #	Section D Required Client Information		MATRIX CODE	SAMPLE TYPE G=GRAB C=COMP	COLLECTED				SAMPLE TEMP AT COLLECTION	# OF CONTAINERS	Preservatives							Filtered (Y/N)	Requested Analysis:	Residual Chlorine (Y/N)	Pace Project Number	Lab I.D.								
	SAMPLE ID One Character per box. (A-Z, 0-9 / . -) Samples IDs MUST BE UNIQUE	Valid Matrix Codes MATRIX DRINKING WATER DW WATER WT WASTE WATER WW PRODUCT P SOIL/SOLID SL OIL OL WIPE WP AIR AR OTHER OT TISSUE TS			CODE	COMPOSITE START		COMPOSITE END/GRAB			Unpreserved	H ₂ SO ₄	HNO ₃	HCl	NaOH	H ₂ O ₂	Methanol						Other	Hexachlorocyclopentadiene Total Chloride Sulfide Iron	876925	2-250 poly	001			
						DATE	TIME	DATE																				TIME	DATE	TIME
						DATE	TIME	DATE																				TIME	DATE	TIME
1	MW-111																													
2	MW-112																													
3	MW-115A																													
4	MW-110																													
5	MW-110A																													
6	MW-116																													
7	MW-116 Dup																													
8																														
9																														
10																														
11																														
12																														

Additional Comments:

RELINQUISHED BY / AFFILIATION	DATE	TIME	ACCEPTED BY / AFFILIATION	DATE	TIME	SAMPLE CONDITION
<i>[Signature]</i>	10-5-06	17:35	Doni Stevens	10/5/06	17:35	RET
						Y/N
						Y/N
						Y/N
						Y/N

SAMPLER NAME AND SIGNATURE

PRINT Name of SAMPLER: **TOM M. THOMPSON**

SIGNATURE of SAMPLER: *[Signature]* DATE Signed (MM/DD/YY): **10-06**

Temp in °C

Received on Ice: Custody Sealed Cooler: Samples Intact:



CHAIN-OF-CUSTODY / Analytical Request Document

The Chain-of-Custody is a LEGAL DOCUMENT. All relevant fields must be completed accurately.

Page: 2 of 2
0974171

Section A

Required Client Information:

Section B

Required Project Information:

Section C

Invoice Information:

Company GEORAN, INC.	Report To: DANIEL MORGAN	Attention: SAME
Address 175 N. CORPORATE DR. SUITE 100 BROOKFIELD, WI. 53045	Copy To:	Company Name: SAME
Email To:	Purchase Order No.:	Address:
Phone (608) 792-1232	Fax (608) 792-1310	Pace Quote Reference:
Requested Due Date/TAT: STANDARD	Project Name: BETTER BRTE	Pace Project Manager: TAM TRAINER
	Project Number: 1311.007	Pace Profile #:

REGULATORY AGENCY		
<input type="checkbox"/> NPDES	<input checked="" type="checkbox"/> GROUND WATER	<input type="checkbox"/> DRINKING WATER
<input type="checkbox"/> UST	<input type="checkbox"/> RCRA	<input type="checkbox"/> Other _____
SITE LOCATION		
<input type="checkbox"/> GA	<input type="checkbox"/> IL	<input type="checkbox"/> IN
<input type="checkbox"/> OH	<input type="checkbox"/> SC	<input checked="" type="checkbox"/> WI
		<input type="checkbox"/> MI
		<input type="checkbox"/> MN
		<input type="checkbox"/> NC
		<input type="checkbox"/> OTHER _____

ITEM #	Section D Required Client Information		MATRIX CODE	SAMPLE TYPE G=GRAB C=COMP	COLLECTED		SAMPLE TEMP AT COLLECTION	# OF CONTAINERS	Unpreserved #	Preservatives							Filtered (Y/N)	Requested Analysis:	Residual Chlorine (Y/N)	Lab I.D.					
	SAMPLE ID One Character per box. (A-Z, 0-9 / -) Samples IDs MUST BE UNIQUE	Valid Matrix Codes MATRIX DRINKING WATER WATER WASTE WATER PRODUCT SOIL/SOLID OIL WIPE AIR OTHER TISSUE			CODE DW WT WW P SL OL WP AR OT TS	COMPOSITE START				COMPOSITE END/GRAB		H2SO4	HNO3	HCl	NaOH	Na2S2O3					Methanol	Other	Hex Chlorine TOTAL CHLORINE	8-76925 Pace Project Number	
						DATE				TIME	DATE	TIME													
1	MW-9			EWG	10-5	16:10	2	1	1							008 2-250 poly									
2	MW-6				10-5	16:20	2	1	1							009									
3	MW-6 DUP				10-5	16:25	2	1	1							010									
4	MW-5				10-5	16:30	2	1	1							011									
5	MW-3				10-5		2	1	1																
6	MW-10				10-5	16:40	2	1	1							012									
7	ZINC Sump			VV	10-5	16:50	2	1	1							013									
8																									
9																									
10																									
11																									
12																									

Additional Comments:

RELINQUISHED BY / AFFILIATION	DATE	TIME	ACCEPTED BY / AFFILIATION	DATE	TIME	SAMPLE CONDITION
<i>Todd M. Thomson</i>	10-5-06	17:35	<i>John J. Stearns</i>	10/5/06	1735	RET
						Y/N
						Y/N
						Y/N
						Y/N


SAMPLER NAME AND SIGNATURE
 PRINT Name of SAMPLER: **TODD M. THOMSON**
 SIGNATURE of SAMPLER: *Todd M. Thomson* DATE Signed (MM/DD/YY) **10-5-06**

Temp in °C	Received on Ice	Custody Sealed Container	Samples Intact
	Y/N	Y/N	Y/N

SEE REVERSE SIDE FOR INSTRUCTIONS

ORIGINAL

January 30, 2006
(1311.007)



Mr. Keld Lauridsen
Wisconsin Department of Natural Resources
2984 Shawano Avenue
P.O. Box 10448
Green Bay, WI 54307-0448

RE: Interim Sampling Report for November 28, 2005 Sampling Event for the Better Brite Site

Dear Keld:

Enclosed please find a letter report, data tables, laboratory analytical data, and field water quality sampling and analyses forms for the November 28, 2005 sampling of monitor wells MW-4, MW-4A, MW-10, MW-111 (with a duplicate sample collected) and MW-116. These well were selected following the annual May 2005 sampling event to confirm contaminant levels (MW-10, MW-111, and MW-116) and to sample two wells (MW-4 and MW-4A) on property which may be sold by the property owner.

Todd Thomson of GeoTrans completed the ground water sampling on November 28, 2005. Each sampled well had a water level taken and field water quality parameters recorded (see field water quality sampling and analyses forms in this report).

Each well was purged in compliance with WDNR guidelines and a representative groundwater sample collected and sent under chain of custody to Pace Analytical Laboratories in Green Bay, Wisconsin for analyses of chromium, hexavalent chromium, iron, and sulfate to match prior sampling events. Unfiltered samples were submitted for analyses. Purge water was collected and transported to the existing treatment system on site for disposal.

Groundwater Sampling Results

Chromium and hexavalent chromium levels at MW-111 declined from May 2005 levels and match previous fall sampling event levels. The iron level increased, perhaps indicating that iron continues to be released by the treatment reaction. Sulfate detected was at a level consistent with levels since 2002.

Chromium, hexavalent chromium, iron, and sulfate levels at MW-116 matched those from the May 2005 sampling event (note that the May 2005 sulfate values are corrected in the table in this letter report).

*8/16/06 @ 15¹⁵
Called Mr. Morgan - I suggested to
sample the following wells: Chrome
Phon (mw 110, mw 110A, mw 111, mw 115, mw 116,
mw 115A), Pine Phon (mw 5, mw 5', mw 6,
mw 9, mw 10 & 11). Mr. Morgan will figure out*

*2/22/06 @ 14⁰⁰
I called Mr. Morgan -
Suggested to sample
select wells in September
06. Around July 15th I will
email Mr. Morgan which wells to
sample.*

Mr. Keld Lauridsen
WDNR
January 30, 2006
Page 2 of 2

Chromium and hexavalent chromium levels at MW-4 are consistent with prior sampling events.

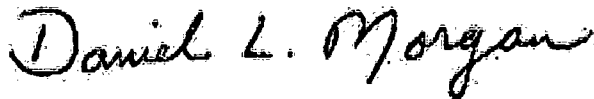
Chromium and hexavalent chromium levels at MW-4A are consistent with prior sampling events. The chromium level has been below the NR 140 PAL since May of 2003.

Chromium and hexavalent chromium levels at MW-10 continue to decline from November 2002 levels.

The next annual sampling event would take place in May of 2006. Please let me know if you would allow GeoTrans to propose on this sampling event and what wells and parameters should be included.

I trust this information meets your needs. If you have any questions, please do not hesitate to call.

Sincerely,
GEOTRANS, INC.

A handwritten signature in black ink that reads "Daniel L. Morgan". The signature is written in a cursive, flowing style.

Daniel L. Morgan, P. E.
Senior Engineer

Table 4-1: Groundwater Analytical Results
 Better Brite
 De Pere, Wisconsin

Parameter	Date	Hexavalent Chromium	Chromium	Iron	Sulfate	Sulfide	
NR 140 PAL		10	10	150	125000	NO PAL	
NR 140 ES		100	100	300	250000	NO ES	
CHROME SHOP	Chrome Sump	Aug-94	620000	694000	NA	NA	NA
		Oct-94	300200	297000	NA	NA	NA
		Apr-98	195000	192000	NA	NA	NA
		Jul-98	132000		NA	NA	NA
	French Drain	Aug-94	25800	22000	NA	NA	NA
		Oct-94	32000	31700	NA	NA	NA
		Apr-98	1060	1010	NA	NA	NA
		Jul-98	336	312	NA	NA	NA
	B-101	Aug-94	<10	<3.4	NA	NA	NA
		Oct-94	<10		NA	NA	NA
	MW-106	Aug-94	7	<2.8	NA	NA	NA
		DUP.	<10	<2.8	NA	NA	NA
		Oct-94	<10 J	<3.4 J	NA	NA	NA
		DUP.	<10 J	<3.4 J	NA	NA	NA
		Apr-98	<10	<5	NA	NA	NA
		DUP	<10	<5	NA	NA	NA
	MW-106A	May-00	<4.2	4	NA	NA	NA
		Aug-94	<10	<2.8	NA	NA	NA
		Oct-94	<10 J	<3.4 J	NA	NA	NA
		Apr-98	<10	<5	NA	NA	NA
MW-106B	May-00	<4.2	9.4	NA	NA	NA	
	Aug-94	<10	NA	NA	NA	NA	
	Aug-94	<10	4.1 BJ	NA	NA	NA	
	Oct-94	<10 J	<3.4	NA	NA	NA	
MW-107	Apr-98	<10	<5	NA	NA	NA	
	May-00	<4.2	4.2	NA	NA	NA	
	Jun-01	NA	NA	530	50	NA	
	Nov-01	<4.2	26	3900	NA	1800	
	May-02	7.8	1.2	230	NA	2300	
	DUP	100	1.9	490	NA	2800	
	Nov-02	NA	NA	8200	140000	2300	
	May-03	<4.2	1.6	490	95000	1700	
	May-04	6.5	1.7	260	100000	NA	
	May-05	<5.0	0.89	380	97000	NA	
	MW-107A	Aug-94	<10	<2.8	NA	NA	NA
		Oct-94	<10 J	<3.4 J	NA	NA	NA
Apr-98		<10	<5	NA	NA	NA	
May-00		<4.2	16	NA	NA	NA	
MW-107B	Aug-94	<10	NA	NA	NA	NA	
MW-108	Aug-94	<10	<2.8	NA	NA	NA	
	Oct-94	<10	<3.4 J	NA	NA	NA	
	Apr-98	<10	NA	NA	NA	NA	
	DUP	<10	<5	NA	NA	NA	
MW-108A	Aug-94	<10	3.0 BJ	NA	NA	NA	
	Oct-94	<10	<3.4 J	NA	NA	NA	
	Apr-98	<10	<5	NA	NA	NA	
	May-00	<4.2	55	NA	NA	NA	
MW-108B	Aug-94	<10	NA	NA	NA	NA	
MW-109	Aug-94	6780	9570	NA	NA	NA	
	Oct-94	2400	1980	NA	NA	NA	
	DUP.	3100	1700	NA	NA	NA	
	Apr-98	16500	18600	NA	NA	NA	
	Jul-98	12200	11100	NA	NA	NA	
MW-109A	Aug-94	<10	<2.8	NA	NA	NA	
	Oct-94	<10	1.3 B	NA	NA	NA	
	Apr-98	<10	<5	NA	NA	NA	
	Jul-98	<10	7	NA	NA	NA	

Concentrations in ug/L
 ES - NR140 Enforcement Standard
 PAL - NR140 Preventive Action Limit
 NA - Compound not analyzed
 Underlined - Concentration exceeds PAL
 Bolded - Concentration exceeds ES

Table 4-1: Groundwater Analytical Results
 Better Brite
 De Pere, Wisconsin

Parameter	Date	Hexavalent Chromium	Chromium	Iron	Sulfate	Sulfide	
NR 140 PAL		10	10	150	125000	NO PAL	
NR 140 ES		100	100	300	250000	NO ES	
CHROME SHOP CONT'D	MW-109B	Aug-94	<10	NA	NA	NA	NA
		Oct-94	<10	NA	NA	NA	NA
	MW-110	Aug-94	<10	3.6 BJ	NA	NA	NA
		Oct-94	<10	<3.4 J	NA	NA	NA
		Apr-98	<10	<5	NA	NA	NA
		May-00	<4.2	37	NA	NA	NA
		May-04	<2.5	11	3400	230000	NA
	May-05	<5.0	0.89	82	70000	NA	
	MW-110A	Aug-94	<10	<2.8	NA	NA	NA
		Oct-94	<10	<3.4 J	NA	NA	NA
Apr-98		<10	<5	NA	NA	NA	
MW-111	May-00	<4.2	25	NA	NA	NA	
	Aug-94	<10	<3.4	NA	NA	NA	
	DUP.	<10	<3.4	NA	NA	NA	
	Oct-94	<10	<0.70	NA	NA	NA	
	Apr-98	226	<5	NA	NA	NA	
	Jul-98	22	27	NA	NA	NA	
	Nov-98	<0.5	<0.5	NA	NA	NA	
	May-00	<4.2	36	NA	NA	NA	
	Nov-02	<4.2	43	4400	130000	2600	
	DUP	<4.2	38	3400	100000	280	
	May-03	5.2	33	2700	98000	1400	
	May-04	50	150	5000	93000	NA	
	May-05	250	260	200	87000	NA	
	Nov-05	<5.0	39	12000	98000	NA	
DUP	<5.0	55	21000	96000	NA		
MW-112	Oct-94	<10	<0.70	NA	NA	NA	
	Nov-94	<10	<2.5	NA	NA	NA	
	Apr-98	<10	<5	NA	NA	NA	
	May-00	<4.2	4.1	NA	NA	NA	
MW-113	Aug-94	140	99.7	NA	NA	NA	
	Oct-94	<10 J	8.6 B	NA	NA	NA	
	May-95	43	20.3	NA	NA	NA	
	Apr-98	<10	<5	NA	NA	NA	
	Jul-98	<10	12	NA	NA	NA	
	May-00	<4.2	22	NA	NA	NA	
MW-114	Mar-95	<10 J	<2.9	NA	NA	NA	
	DUP.	<10 J	<2.9	NA	NA	NA	
	May-95	<10 J	<1.0	NA	NA	NA	
	DUP.	<10 J	<1.0	NA	NA	NA	
MW-115	Apr-98	<10	<5	NA	NA	NA	
	May-00	<4.2	6.0	NA	NA	NA	
	Jun-01	<4.2	<0.52	160	92	NA	
	Nov-01	<4.2	12	1100	NA	3000	
	DUP	<4.2	10	3300	NA	3300	
	May-02	<4.2	38	19000	NA	2800	
	Nov-02	<4.2	38	7000	130000	3100	
	May-03	<4.2	260	9700	90000	1400	
	DUP	<4.2	56	3600	89000	1400	
	May-04	<2.5	1.3	130	34000	NA	
	May-05	<5.0	1.1	320	44000	NA	
MW-115A	May-00	<4.2	12.0	NA	NA	NA	
MW-116	May-00	1600	470	NA	NA	NA	
	DUP.	1500	460	NA	NA	NA	
	Nov-00	37	23	NA	NA	NA	
	DUP	46	24	NA	NA	NA	
	Jun-01	4400	2300	840	2100	NA	
	Nov-01	3300	2100	690	NA	2400	
	May-02	12000	7300	530	NA	2500	
	Nov-02	5100	3200	720	20000	2900	
	May-03	8900	6000	410	2700000	1700	
	May-04	28000	22000	43	19000	NA	
	DUP	28000	22000	280	24000	NA	
	May-05	52000	52000	950	1900000	NA	
	DUP	54000	53000	710	1800000	NA	
Nov-05	50000	61000	840	1800000	NA		

Concentrations in ug/L
 ES - NR140 Enforcement Standard
 PAL - NR140 Preventive Action Limit
 NA - Compound not analyzed
 Underlined - Concentration exceeds PAL
 Bolded - Concentration exceeds ES

Table 4-1: Groundwater Analytical Results
 Better Brite
 De Pere, Wisconsin

ZINC SHOP	Parameter	Date	Hexavalent Chromium	Chromium	Iron	Sulfate	Sulfide
		NR 140 PAL		10	10	150	125000
	NR 140 ES		100	100	300	250000	NO ES
PF-MW-2	May-00		<4.2	7.6	NA	NA	NA
	Jun-01		<4.2	7.1	NA	NA	NA
	Nov-01		<4.2	10	NA	NA	NA
	May-02		<4.2	<0.52	NA	NA	NA
	Nov-02		<4.2	2.4	NA	NA	NA
	May-03		<4.2	49	NA	NA	NA
MW-3	May-00		230	330	NA	NA	NA
	Nov-00		50	130	NA	NA	NA
	Jun-01		3500	2200	NA	NA	NA
	Nov-01		38	1700	NA	NA	NA
	May-02		<4.2	220	NA	NA	NA
	Nov-02		<4.2	18	NA	NA	NA
	May-03		110	55	NA	NA	NA
	Dup		83	49	NA	NA	NA
	May-04		89	190	NA	NA	NA
	May-05		<5.0	17	NA	NA	NA
MW-4	Aug-94		<10	<3.4	NA	NA	NA
	DUP		<10	<3.4	NA	NA	NA
	Oct-94		<10 J	<3.4 J	NA	NA	NA
	DUP		<10 J	<3.4 J	NA	NA	NA
	Apr-98		<10	<5	NA	NA	NA
	May-00		<4.2	4.6	NA	NA	NA
	Nov-00		<4.2	2.4	NA	NA	NA
	Jun-01		<4.2	12	NA	NA	NA
	Nov-01		<4.2	7.4	NA	NA	NA
	May-02		<4.2	1.4	NA	NA	NA
	Nov-02		<4.2	15	NA	NA	NA
	May-03		<4.2	27	NA	NA	NA
	May-04		<2.5	1.8	NA	NA	NA
	May-05		<5.0	9	NA	NA	NA
Nov-05		<5.0	12	NA	NA	NA	
MW-4A	Aug-94		<10	<3.4	NA	NA	NA
	Oct-94		<10 J	6.0 B	NA	NA	NA
	Apr-98		<10	<5	NA	NA	NA
	May-00		<4.2	8.7	NA	NA	NA
	Nov-00		<4.2	3.7	NA	NA	NA
	Jun-01		<4.2	3.7	NA	NA	NA
	Nov-01		<4.2	13	NA	NA	NA
	May-02		<4.2	38	NA	NA	NA
	Nov-02		<4.2	28	NA	NA	NA
	May-03		<4.2	32	NA	NA	NA
	May-04		<2.5	0.75	NA	NA	NA
May-05		<5.0	2	NA	NA	NA	
Nov-05		<5.0	2.8	NA	NA	NA	
MW-4B	Oct-94		<10	<0.70	NA	NA	NA
	Nov-94		<10	<2.5	NA	NA	NA
MW-5	Aug-94		1590	827	NA	NA	NA
	Oct-94		460 J	299 J	NA	NA	NA
	DUP		510 J	763 J	NA	NA	NA
	Apr-98		212	631	NA	NA	NA
	DUP		207	667	NA	NA	NA
	Jul-98		1420	1230	NA	NA	NA
	May-00		120	190	NA	NA	NA
	Nov-00		<4.2	6.6	NA	NA	NA
	Jun-01		590	450	NA	NA	NA
	Nov-02		2200	2200	NA	NA	NA
	DUP		2200	2200	NA	NA	NA
	May-03		4900	3600	NA	NA	NA
	May-04		4700	3100	NA	NA	NA
May-05		4000	3200	NA	NA	NA	

Concentrations in ug/L
 ES - NR140 Enforcement Standard
 PAL - NR140 Preventive Action Limit
 NA - Compound not analyzed
 Underlined - Concentration exceeds PAL
 Bolded - Concentration exceeds ES

Table 4-1: Groundwater Analytical Results
 Better Brite
 De Pere, Wisconsin

		Parameter	Date	Hexavalent Chromium	Chromium	Iron	Sulfate	Sulfide
		NR 140 PAL		10	10	150	125000	NO PAL
		NR 140 ES		100	100	300	250000	NO ES
ZINC SHOP CONT'D	MW-5A	Aug-94	<10	<3.4	NA	NA	NA	NA
		Oct-94	<10	<3.4 J	NA	NA	NA	NA
		Apr-98	<10	<5	NA	NA	NA	NA
		May-00	<4.2	6.5	NA	NA	NA	NA
		Nov-00	340	380	NA	NA	NA	NA
		Jun-01	<4.2	3.9	NA	NA	NA	NA
		Nov-02	<4.2	34	NA	NA	NA	NA
		May-03	<4.2	22	NA	NA	NA	NA
		DUP	<4.2	49	NA	NA	NA	NA
		May-04	<2.5	2.7	NA	NA	NA	NA
		May-05	<5.0	7.6	NA	NA	NA	NA
	MW-5B	Aug-94	NA	NA	NA	NA	NA	NA
		Oct-94	<10	<5	NA	NA	NA	NA
	MW-6	Aug-94	15900	39200	NA	NA	NA	NA
		Oct-94	47000	41,900 J	NA	NA	NA	NA
		Apr-98	7650	4560	NA	NA	NA	NA
		May-00	23000	26000	NA	NA	NA	NA
		Nov-00	26000	23000	NA	NA	NA	NA
		Jun-01	14000	15000	NA	NA	NA	NA
		Nov-01	25000	29000	NA	NA	NA	NA
		May-02	13000	13000	NA	NA	NA	NA
		Nov-02	21000	22000	NA	NA	NA	NA
		May-03	11000	9300	NA	NA	NA	NA
		May-04	13000	15000	NA	NA	NA	NA
		May-05	12000	11000	NA	NA	NA	NA
	DUP	12000	11000	NA	NA	NA	NA	
	MW-6A	Aug-94	<10	4.9 B	NA	NA	NA	NA
		Oct-94	<10	<3.4 J	NA	NA	NA	NA
		Apr-98	<10	<5	NA	NA	NA	NA
		May-00	6.6	22	NA	NA	NA	NA
		Nov-00	<4.2	13	NA	NA	NA	NA
		6/01	<4.2	11	NA	NA	NA	NA
		Nov-01	<4.2	7.1	NA	NA	NA	NA
		May-02	<4.2	51	NA	NA	NA	NA
		Nov-02	<4.2	83	NA	NA	NA	NA
		May-03	<4.2	59	NA	NA	NA	NA
		May-04	<2.5	3.4	NA	NA	NA	NA
	May-05	<5.0	12	NA	NA	NA	NA	
	MW-6B	Aug-94	<10	NA	NA	NA	NA	NA
	MW-7	Aug-94	<10	6.6 BJ	NA	NA	NA	NA
		DUP	<10	<2.8	NA	NA	NA	NA
		Oct-94	<10 J	36.4 J	NA	NA	NA	NA
		Apr-98	<10	<5	NA	NA	NA	NA
		DUP	<10	<5	NA	NA	NA	NA
		May-00	<4.2	3.9	NA	NA	NA	NA
		Nov-00	<4.2	1.1	NA	NA	NA	NA
		Jun-01	<4.2	2.7	NA	NA	NA	NA
Nov-01		<4.2	9.7	NA	NA	NA	NA	
May-02		<4.2	3.2	NA	NA	NA	NA	
Nov-02		<4.2	1.9	NA	NA	NA	NA	
May-03		<4.2	0.91	NA	NA	NA	NA	
May-04		<2.5	0.88	NA	NA	NA	NA	
May-05	<5.0	32	NA	NA	NA	NA		
MW-7A	Aug-94	<10	<2.8	NA	NA	NA	NA	
	Oct-94	<10 J	<3.4 J	NA	NA	NA	NA	
	Apr-98	<10	<5	NA	NA	NA	NA	
	May-00	<4.2	4.7	NA	NA	NA	NA	
	Nov-00	7.9	5	NA	NA	NA	NA	
	Jun-01	<4.2	2.5	NA	NA	NA	NA	
	Nov-01	<4.2	<.52	NA	NA	NA	NA	
	May-02	<4.2	1.4	NA	NA	NA	NA	
	Nov-02	<4.2	0.98	NA	NA	NA	NA	
	May-03	<4.2	0.85	NA	NA	NA	NA	
May-04	3.9	2.2	NA	NA	NA	NA		
May-05	<5.0	0.65	NA	NA	NA	NA		

Concentrations in ug/L
 ES - NR140 Enforcement Standard
 PAL - NR140 Preventive Action Limit
 NA - Compound not analyzed
 Underlined - Concentration exceeds PAL
 Bolded - Concentration exceeds ES

Table 4-1: Groundwater Analytical Results
 Better Brite
 De Pere, Wisconsin

	Parameter	Date	Hexavalent Chromium	Chromium	Iron	Sulfate	Sulfide
	NR 140 PAL		10	10	150	125000	NO PAL
	NR 140 ES		100	100	300	250000	NO ES
ZINC SHOP CONT'D	MW-8	Oct-94	<10	<0.70	NA	NA	NA
		Nov-94	<10	<2.5	NA	NA	NA
		DUP.	<10	<2.5	NA	NA	NA
		Apr-98	<10	<5	NA	NA	NA
		May-00	<4.2	15	NA	NA	NA
		Nov-00	13	13	NA	NA	NA
		Jun-01	5.3	2	NA	NA	NA
		Nov-01	<4.2	2.3	NA	NA	NA
		DUP	<4.2	6.7	NA	NA	NA
		May-02	<4.2	4	NA	NA	NA
		Nov-02	<4.2	23	NA	NA	NA
		May-03	<4.2	2.2	NA	NA	NA
		May-04	<2.5	1.7	NA	NA	NA
		May-05	<5.0	1.1	NA	NA	NA
		MW-8A	Oct-94	<10	<0.70	NA	NA
Nov-94	<10		<2.5	NA	NA	NA	
Apr-98	<10		<5	NA	NA	NA	
May-00	<4.2		16	NA	NA	NA	
Nov-00	<4.2		34	NA	NA	NA	
Jun-01	<4.2		3.7	NA	NA	NA	
Nov-01	<4.2		14	NA	NA	NA	
May-02	<4.2		2.5	NA	NA	NA	
DUP	<4.2		11	NA	NA	NA	
Nov-02	<4.2		20	NA	NA	NA	
May-03	<4.2		13	NA	NA	NA	
May-04	3.9		0.59	NA	NA	NA	
May-05	<5.0		2.6	NA	NA	NA	
MW-9	Aug-94		400	697	NA	NA	NA
	Oct-94		470 J	442 J	NA	NA	NA
	Apr-98	209	<5	NA	NA	NA	
	Jul-98	60	75	NA	NA	NA	
	Nov-00	13	15	NA	NA	NA	
	DUP	19	51	NA	NA	NA	
	Jun-01	28	180	NA	NA	NA	
	Nov-01	35	76	NA	NA	NA	
	May-02	75	72	NA	NA	NA	
	Nov-02	67	80	NA	NA	NA	
	May-03	32	53	NA	NA	NA	
	May-04	54	63	NA	NA	NA	
	Dup	50	46	NA	NA	NA	
	May-05	28	41	NA	NA	NA	
	MW-10	Aug-94	60300	53100	NA	NA	NA
Oct-94		60800 J	43,500 J	NA	NA	NA	
Nov-00		20000	18000	NA	NA	NA	
Jun-01		<4.2	20	NA	NA	NA	
Nov-02		35000	38000	NA	NA	NA	
May-03		38000	37000	NA	NA	NA	
May-04		25000	22000	NA	NA	NA	
Nov-05		13000	13000	NA	NA	NA	
MW-11	May-95	<10	<1.0	NA	NA	NA	
	Apr-98	<10	<5	NA	NA	NA	
	May-00	<4.2	7.0	NA	NA	NA	
	Nov-00	<4.2	4.1	NA	NA	NA	
	Jun-01	<4.2	3.6	NA	NA	NA	
	Nov-01	<4.2	7.8	NA	NA	NA	
	May-02	17	<20	NA	NA	NA	
	Nov-02	<4.2	27	NA	NA	NA	
	May-03	<4.2	12	NA	NA	NA	
	May-04	<2.5	2.3	NA	NA	NA	
May-05	<5.0	2.8	NA	NA	NA		

Concentrations in ug/L
 ES - NR140 Enforcement Standard
 PAL - NR140 Preventive Action Limit
 NA - Compound not analyzed
 Underlined - Concentration exceeds PAL
 Bolded - Concentration exceeds ES

Table 4-1: Groundwater Analytical Results
 Better Brite
 De Pere, Wisconsin

Parameter	Date	Hexavalent Chromium	Chromium	Iron	Sulfate	Sulfide	
NR 140 PAL		10	10	150	125000	NO PAL	
NR 140 ES		100	100	300	250000	NO ES	
ZINC SHOP CONT'D	MW-12	Mar-95	<10 J	<2.9	NA	NA	NA
		May-95	<10	<1.0	NA	NA	NA
		Apr-98	<10	<5	NA	NA	NA
		May-00	<4.2	4.8	NA	NA	NA
		Nov-00	<4.2	6	NA	NA	NA
		Jun-01	<4.2	6.4	NA	NA	NA
		Nov-01	<4.2	<0.52	NA	NA	NA
		May-02	<4.2	4.8	NA	NA	NA
		Nov-02	<4.2	1.3	NA	NA	NA
		May-03	<4.2	1.3	NA	NA	NA
		May-04	<2.5	1.8	NA	NA	NA
		May-05	<5.0	8.1	NA	NA	NA
MW-13	Mar-95	<10 J	<2.9	NA	NA	NA	
	May-95	<10	<1.0	NA	NA	NA	
Zinc Sump	Aug-94	89000	209000	NA	NA	NA	
	Oct-94	144900	277000	NA	NA	NA	
	Apr-98	66000	38300	NA	NA	NA	
	Jul-98	131000	131000	NA	NA	NA	
	May-00	1800	1700	NA	NA	NA	
	Nov-00	41000	27000	NA	NA	NA	
	Jun-01	40000	110000	NA	NA	NA	
	Nov-01	23000	56000	NA	NA	NA	
	May-02	43000	14000	NA	NA	NA	
	Nov-03	23000	30000	NA	NA	NA	
	May-03	6400	6800	NA	NA	NA	
	May-04	24000	6400	NA	NA	NA	
May-05	15000	13000	NA	NA	NA		
Private	Aug-94	<10	<10	NA	NA	NA	
Municipal	Aug-94	<10	<10	NA	NA	NA	
	DUP.	<10	<10	NA	NA	NA	
	Oct-94	<10	<10	NA	NA	NA	
	DUP.	<10	<10	NA	NA	NA	
USGS	Oct-94	<10	0.75 B	NA	NA	NA	
USGS-A	Oct-94	<10	11.9	NA	NA	NA	

Concentrations in ug/L
 ES - NR140 Enforcement Standard
 PAL - NR140 Preventive Action Limit
 NA - Compound not analyzed
 Underlined - Concentration exceeds PAL
 Bolded - Concentration exceeds ES



1241 Bellevue Street, Suite 9
Green Bay, WI 54302
920-469-2436, Fax: 920-469-8827

Analytical Report Number: 866884

Client: GEOTRANS, INC.

Lab Contact: Tom Trainor

Project Name: BETTER BRITE

Project Number: 1311.007

Lab Sample Number	Field ID	Matrix	Collection Date
866884-001	MW-10	GW	11/28/05 11:50
866884-002	MW-4	GW	11/28/05 13:20
866884-003	MW-4A	GW	11/28/05 13:30
866884-004	MW-116	GW	11/28/05 15:10
866884-005	MW-111	GW	11/28/05 14:20
866884-006	MW-111 DUP	GW	11/28/05 14:30

I certify that the data contained in this Final Report has been generated and reviewed in accordance with approved methods and Laboratory Standard Operating Procedure. Exceptions, if any, are discussed in the accompanying sample comments. Release of this final report is authorized by Laboratory management, as is verified by the following signature. This report shall not be reproduced, except in full, without the written consent of Pace Analytical Services, Inc. The sample results relate only to the analytes of interest tested.

A handwritten signature in black ink that reads "Tom Trainor".

Approval Signature

12-15-05

Date

**Pace Analytical
Services, Inc.**

Analytical Report Number: 866884

1241 Bellevue Street
Green Bay, WI 54302
920-469-2436

Client : GEOTRANS, INC.
Project Name : BETTER BRITE
Project Number : 1311.007
Field ID : MW-10

Matrix Type : GROUNDWATER
Collection Date : 11/28/05
Report Date : 12/14/05
Lab Sample Number : 866884-001

INORGANICS

Test	Result	LOD	LOQ	EQL	Dil.	Units	Code	Anl Date	Prep Method	Anl Method.
Chromium	13000	0.45	1.5		1	ug/L		12/08/05	SW846 3010A	SW848 6010B
Chromium, Hexavalent	13000	120	420		1	ug/L		11/29/05	SM 3500 Cr-D	SM 3500 Cr-D

**Pace Analytical
Services, Inc.**

Analytical Report Number: 866884

1241 Bellevue Street
Green Bay, WI 54302
920-469-2436

Client : GEOTRANS, INC.

Project Name : BETTER BRITE

Project Number : 1311.007

Field ID : MW-4

Matrix Type : GROUNDWATER

Collection Date : 11/28/05

Report Date : 12/14/05

Lab Sample Number : 866884-002

INORGANICS

Test	Result	LOD	LOQ	EQL	Dil.	Units	Code	Anl Date	Prep Method	Anl Method
Chromium	12	0.45	1.5		1	ug/L		12/08/05	SW846 3010A	SW846 6010B
Chromium, Hexavalent	< 5.0	5.0	17		1	ug/L		11/29/05	SM 3500 Cr-D	SM 3500 Cr-D

**Pace Analytical
Services, Inc.**

Analytical Report Number: 866884

1241 Bellevue Street
Green Bay, WI 54302
920-469-2436

Client : GEOTRANS, INC.
Project Name : BETTER BRITE
Project Number : 1311.007
Field ID : MW-4A

Matrix Type : GROUNDWATER
Collection Date : 11/28/05
Report Date : 12/14/05
Lab Sample Number : 866884-003

INORGANICS

Test	Result	LOD	LOQ	EQL	DII.	Units	Code	Anl Date	Prep Method	Anl Method
Chromium	2.8	0.45	1.5		1	ug/L		12/08/05	SW846 3010A	SW846 6010B
Chromium, Hexavalent	< 5.0	5.0	17		1	ug/L		11/29/05	SM 3500 Cr-D	SM 3500 Cr-D

**Pace Analytical
Services, Inc.**

Analytical Report Number: 866884

1241 Bellevue Street
Green Bay, WI 54302
920-469-2436

Client : GEOTRANS, INC.
Project Name : BETTER BRITE
Project Number : 1311.007
Field ID : MW-116

Matrix Type : GROUNDWATER
Collection Date : 11/28/05
Report Date : 12/14/05
Lab Sample Number : 866884-004

INORGANICS

Test	Result	LOD	LOQ	EQL	DII.	Units	Code	Anl Date	Prep Method	Anl Method
Chromium	61000	4.5	15		10	ug/L		12/11/05	SW846 3010A	SW846 8010B
Chromium, Hexavalent	50000	500	1700		1	ug/L		11/29/05	SM 3500 Cr-D	SM 3500 Cr-D
Iron	840	12	41		1	ug/L		12/08/05	SW846 3010A	SW846 8010B
Sulfate	1800	21	69		25	mg/L		12/01/05	EPA 300.0	EPA 300.0

**Pace Analytical
Services, Inc.**

Analytical Report Number: 866884

1241 Bellevue Street
Green Bay, WI 54302
920-469-2436

Client : GEOTRANS, INC.
Project Name : BETTER BRITE
Project Number : 1311.007
Field ID : MW-111

Matrix Type : GROUNDWATER
Collection Date : 11/28/05
Report Date : 12/14/05
Lab Sample Number : 866884-005

INORGANICS

Test	Result	LOD	LOQ	EQL	Dil.	Units	Code	Anl Date	Prep Method	Anl Method
Chromium	39	0.45	1.5		1	ug/L		12/08/05	SW846 3010A	SW846 6010B
Chromium, Hexavalent	< 5.0	5.0	17		1	ug/L		11/29/05	SM 3500 Cr-D	SM 3500 Cr-D
Iron	12000	12	41		1	ug/L		12/08/05	SW846 3010A	SW846 6010B
Sulfate	98	4.2	14		5	mg/L		12/01/05	EPA 300.0	EPA 300.0

**Pace Analytical
Services, Inc.**

Analytical Report Number: 866884

1241 Bellevue Street
Green Bay, WI 54302
920-469-2436

Client : GEOTRANS, INC.

Project Name : BETTER BRITE

Project Number : 1311.007

Field ID : MW-111 DUP

Matrix Type : GROUNDWATER

Collection Date : 11/28/05

Report Date : 12/14/05

Lab Sample Number : 866884-006

INORGANICS

Test	Result	LOD	LOQ	EQL	DIL.	Units	Code	Anl Date	Prep Method	Anl Method
Chromium	55	0.45	1.5		1	ug/L		12/08/05	SW846 3010A	SW846 6010B
Chromium, Hexavalent	< 5.0	5.0	17		1	ug/L		11/29/05	SM 3500 Cr-D	SM 3500 Cr-D
Iron	21000	12	41		1	ug/L		12/08/05	SW846 3010A	SW846 6010B
Sulfate	96	4.2	14		5	mg/L		12/01/05	EPA 300.0	EPA 300.0

Test Group Name	866884-001	866884-002	866884-003	866884-004	866884-005	866884-006
CHROMIUM	B	B	B	B	B	B
CHROMIUM, HEXAVALENT	B	B	B	B	B	B
IRON				B	B	B
SULFATE				B	B	B

Code	Facility	Address	WI Certification
B	Green Bay Lab (Bellevue St)	1241 Bellevue Street, Suite 9 Green Bay, WI 54302	405132750 / DATCP: 105-444




Sample Condition Upon Receipt

Client Name: GEOTRANS Project # 866084

1/8/05

Courier: Fed Ex UPS USPS Client Commercial Pace Other _____



Custody Seal on Cooler/Box Present: yes no Seals intact: yes no

Packing Material: Bubble Wrap Bubble Bags None Other _____

Thermometer Used NA Type of Ice: Wet Blue None Samples on ice, cooling process has begun

Cooler Temperature RDI Biological Tissue is Frozen: Yes No

Date and Initials of person examining contents: 11-28-05 AB

Temp should be above freezing to 6°C

Comments:

Chain of Custody Present:	<input checked="" type="checkbox"/> Yes <input type="checkbox"/> No <input type="checkbox"/> N/A	1.
Chain of Custody Filled Out:	<input checked="" type="checkbox"/> Yes <input type="checkbox"/> No <input type="checkbox"/> N/A	2.
Chain of Custody Relinquished:	<input checked="" type="checkbox"/> Yes <input type="checkbox"/> No <input type="checkbox"/> N/A	3.
Sampler Name & Signature on COC:	<input checked="" type="checkbox"/> Yes <input type="checkbox"/> No <input type="checkbox"/> N/A	4.
Samples Arrived within Hold Time:	<input checked="" type="checkbox"/> Yes <input type="checkbox"/> No <input type="checkbox"/> N/A	5.
Short Hold Time Analysis (<72hr):	<input checked="" type="checkbox"/> Yes <input type="checkbox"/> No <input type="checkbox"/> N/A	6. <u>HEXCHROMES</u>
Rush Turn Around Time Requested:	<input type="checkbox"/> Yes <input checked="" type="checkbox"/> No <input type="checkbox"/> N/A	7.
Sufficient Volume:	<input checked="" type="checkbox"/> Yes <input type="checkbox"/> No <input type="checkbox"/> N/A	8.
Correct Containers Used:	<input checked="" type="checkbox"/> Yes <input type="checkbox"/> No <input type="checkbox"/> N/A	9.
-Pace Containers Used:	<input checked="" type="checkbox"/> Yes <input type="checkbox"/> No <input type="checkbox"/> N/A	
Containers Intact:	<input checked="" type="checkbox"/> Yes <input type="checkbox"/> No <input type="checkbox"/> N/A	10.
Filtered volume received for Dissolved tests	<input checked="" type="checkbox"/> Yes <input type="checkbox"/> No <input type="checkbox"/> N/A	11.
Sample Labels match COC:	<input checked="" type="checkbox"/> Yes <input type="checkbox"/> No <input type="checkbox"/> N/A	12.
-Includes date/time/ID/Analysis Matrix: <u>W</u>		
All containers needing preservation have been checked.	<input checked="" type="checkbox"/> Yes <input type="checkbox"/> No <input type="checkbox"/> N/A	13. <u>Added 0.5 ml HNO₃ to 003 & AB due to bring pH to 1 11-28-05 AB</u>
All containers needing preservation are found to be in compliance with EPA recommendation.	<input type="checkbox"/> Yes <input checked="" type="checkbox"/> No <input type="checkbox"/> N/A	
exceptions: VOA, coliform, TOC, O&G, WI-DRO (water)	<input type="checkbox"/> Yes <input type="checkbox"/> No	Initial when completed
Samples checked for dechlorination:	<input type="checkbox"/> Yes <input type="checkbox"/> No <input checked="" type="checkbox"/> N/A	14.
Headspace in VOA Vials (>6mm):	<input type="checkbox"/> Yes <input type="checkbox"/> No <input checked="" type="checkbox"/> N/A	15.
Trip Blank Present:	<input type="checkbox"/> Yes <input type="checkbox"/> No <input checked="" type="checkbox"/> N/A	16.
Trip Blank Custody Seals Present	<input type="checkbox"/> Yes <input type="checkbox"/> No <input checked="" type="checkbox"/> N/A	
Pace Trip Blank Lot # (if purchased):		

Client Notification/ Resolution:

Field Data Required? Y / N

Person Contacted: _____ Date/Time: _____

Comments/ Resolution: _____

Project Manager Review: *TM*

Date: 11-29-05

Note: Whenever there is a discrepancy affecting North Carolina compliance samples, a copy of this form will be sent to the North Carolina DEHNR Certification Office (i.e. out of hold, incorrect preservative, out of temp, incorrect containers)



CHAIN-OF-CUSTODY / Analytical Request Document

The Chain-of-Custody is a LEGAL DOCUMENT. All relevant fields must be completed accurately.

Page: 1 of 1
913986

Section A

Required Client Information:

Company: **GEOTRANS**
 Address: **175 N. CORPORATE DR. SUITE 100**
BROOKFIELD, WI. 53045
 Email To:

Section B

Required Project Information:

Report To: **DANIEL MORGAN**
 Copy To:
 Purchase Order No.:

Section C

Invoice Information:

Attention: **DANIEL MORGAN**
 Company Name: **GEOTRANS**
 Address: **175 N. CORPORATE DR. SUITE 100**
 Pace Quote Reference:
 Pace Project Manager: **TOM TRUBER**
 Pace Profile #:

Phone: **(262) 792-1222** Fax: **(262) 792-1310**
 Requested Due Date/TAT: **STANDARD**

Project Name: **BETTER BRTE**
 Project Number: **1311-007**

Pace Project Manager: **TOM TRUBER**
 Pace Profile #:

REGULATORY AGENCY

NPDES GROUND WATER DRINKING WATER
 UST RCRA Other _____

SITE LOCATION

GA IL IN MI MN NC
 OH SC WI OTHER _____

ITEM #	Section D Required Client Information		Valid Matrix Codes		MATRIX CODE	SAMPLE TYPE G=GRAB C=COMP	COLLECTED				SAMPLE TEMP AT COLLECTION	# OF CONTAINERS	Preservatives							Filtered (Y/N)	Requested Analysis:	Residual Chlorine (Y/N)	Lab ID			
	SAMPLE ID		MATRIX	CODE			COMPOSITE START		COMPOSITE END/GRAB				Unpreserved	H ₂ SO ₄	HNO ₃	HCl	NaOH	Mg ₂ S ₂ O ₈	Methanol					Other	HEX CR. TOTAL CR. SULFATE TRIAL	BUL0804 Pace Project Number
	One Character per box. (A-Z, 0-9 / -)		DRINKING WATER	DW			DATE	TIME	DATE	TIME																
	Samples IDs MUST BE UNIQUE		WATER	WT																						
1	mws	-10		001	GNG			11-28	11:50		2	1					✓	✓		2-250 ML AD						
2	mws	-4		002	GNG			11-28	13:20		2	1					✓	✓								
3	mws	-4A		003				11-28	13:30		2	1					✓	✓								
4	mws	-116		004				11-28	15:10		2	1					✓	✓								
5	mws	-111		005				11-28	14:20		2	1					✓	✓								
6	mws	-111	DUP	006	VV			11-28	14:30		2	1					✓	✓								
7																										
8																										
9																										
10																										
11																										
12																										

Additional Comments:

RELINQUISHED BY / AFFILIATION	DATE	TIME	ACCEPTED BY / AFFILIATION	DATE	TIME	SAMPLE CONDITION
<i>Todd M. Thomson</i>	11-28-05	15:25	<i>Page</i>	11-28-05	15:25	Y/N Y/N Y/N
<i>Page</i>	11-28-05	16:00	<i>Shirley Buckley</i>	11-28	16:00	ED Y/N Y/N Y/N

SAMPLER NAME AND SIGNATURE
 PRINT Name of SAMPLER: **TODD M. THOMSON**
 SIGNATURE of SAMPLER: *Todd M. Thomson* DATE Signed (MM/DD/YY) **11-28-05**

Temp in °C

Received on Ice: Y/N

Custody Sealed Cooler: Y/N

Samples Intact: Y/N

SEE REVERSE SIDE FOR INSTRUCTIONS

ORIGINAL

FIELD WATER QUALITY SAMPLING AND ANALYSIS

PROJECT: BETTER BETE ZINC SHOP
 PROJECT #: 1311.007
 LOCATION: DEPERE
 PERSONNEL: TODD M. THOMPSON

INSTRUMENTS
 TEMPERATURE: YSI MODEL 63
 CONDUCTIVITY: _____
 PH: _____
 OTHER: W/P: Heron

GENERAL:		SAMPLE POINT	MW-4	MW-4A	MW-10		
WATER TYPE			Ground Water				
DATE			11-28-05	11-28-05	11-28-05		
CLOCK TIME			13:20	13:30	11:50		
DEPTH TO WATER*			7.53	7.59	8.20		
MEASURED WELL DEPTH			15.03	28.77	14.76		
PURGE VOL/CASING VOL (g)			13 DRY	17 DRY	4 DRY		
DEPTH SAMPLE TAKEN			14	26	14		
SAMPLING DEVICE			W/HAIR/DEDICATED	Boiler	DEDICATED BOILER		
FIELD TEMPERATURE (°C)			13.1	12.7	14.6		
ELEC. COND. (µmhos/cm)	MEASURED		1262	946	1249		
	AT 25°C		1629	1236	1559		
PH			7.31	7.08	6.95		
ALKALINITY			NA	NA	NA		
COLOR			CLEAR	CLEAR	LIGHT BROWN		
ODOR			NONE	NONE	NONE		
CLARITY			CLEAR	CLEAR	CLOUDY		
SAMPLING PARAMETERS		# OF CONTAINERS & CONT. VOLUME; CONTAINER TYPE (A=AMBER GLASS; G=GLASS; P=PLASTIC); PRESERVATIVE TYPE - (L=LAB ADDED; F=FIELD ADDED) OR NEUTRAL; FILTERED (YES OR NO)					
HEX CR.			1, 250ml, P N, No				
TOTAL CR.			1, 250ml, P HNO3 L, No				
LABORATORY: SENT TO:			PAGE				
DATE SENT:			11-28-05				
SAMPLED BY:			TODD M. THOMPSON				

*Measured from top of well riser.

FIELD WATER QUALITY SAMPLING AND ANALYSIS

PROJECT: BETTER BRITE CHROME SHOP
 PROJECT #: 1311.007
 LOCATION: DEPERE, W.V.
 PERSONNEL: TODD M. THOMPSON

INSTRUMENTS
 TEMPERATURE: YSI MODEL 63
 CONDUCTIVITY: _____
 pH: _____
 OTHER: WSP: HERON

GENERAL: SAMPLE POINT		<u>MWS-116</u>	<u>MWS-111</u>	<u>MWS-111 Dup</u>		
WATER TYPE		<u>GROUND WATER</u>				
DATE		<u>11-28-05</u>	<u>11-28-05</u>	<u>11-28-05</u>		
CLOCK TIME		<u>15:10</u>	<u>14:20</u>	<u>14:30</u>		
DEPTH TO WATER*		<u>1.71</u>	<u>4.00</u>	<u>4.00</u>		
MEASURED WELL DEPTH		<u>19.01</u>	<u>14.53</u>	<u>14.53</u>		
PURGE VOL/CASING VOL(g)		<u>10</u>	<u>7</u>	<u>7</u>		
DEPTH SAMPLE TAKEN		<u>10</u>	<u>10</u>	<u>10</u>		
SAMPLING DEVICE		<u>DEDICATED BALLER</u>				
FIELD TEMPERATURE (°C)		<u>12.9</u>	<u>12.6</u>	<u>12.5</u>		
ELEC. COND. (µmhos/cm)	MEASURED	<u>2371</u>	<u>614</u>	<u>608</u>		
	AT 25°C	<u>3058</u>	<u>801</u>	<u>798</u>		
pH		<u>8.35</u>	<u>6.90</u>	<u>6.94</u>		
ALKALINITY		<u>NA</u>	<u>NA</u>	<u>NA</u>		
COLOR		<u>YELLOW</u>	<u>CLEAR</u>	<u>CLEAR</u>		
ODOR		<u>NONE</u>	<u>NONE</u>	<u>NONE</u>		
CLARITY		<u>CLEAR</u>	<u>CLEAR</u>	<u>CLEAR</u>		
SAMPLING PARAMETERS		# OF CONTAINERS & CONT. VOLUME; CONTAINER TYPE (A=AMBER GLASS; G=GLASS; P=PLASTIC); PRESERVATIVE TYPE - (L=LAB ADDED; F=FIELD ADDED) OR NEUTRAL; FILTERED (YES OR NO)				
<u>HEX CR.</u>		<u>1, 250ml, P</u>				
		<u>N, No</u>				
<u>SULFATE</u>		<u>1, 250ml, P</u>				
		<u>N, No</u>				
<u>TOTAL CR.</u>		<u>1, 250ml, P</u>				
		<u>HNO3</u>				
		<u>L, No</u>				
<u>IRON</u>		<u>1, 250ml, P</u>				
		<u>HNO3</u>				
		<u>L, No</u>				
LABORATORY: SENT TO:		<u>PACE</u>				
DATE SENT:		<u>11-28-05</u>				
SAMPLED BY:		<u>TODD M. THOMPSON</u>				

*Measured from top of well riser.

