

June 28, 2019

Mr. Keld Lauridsen
Hydrogeologist/Project Manager
WDNR-Northeast Region RR
2984 Shawano Avenue
Green Bay, WI 54313-6727

RE: Summary of the May 14 & 15, 2019 groundwater sampling events at the former Better Brite Chrome and Zinc Shops.

Dear Keld:

The purpose of this letter report is to summarize the groundwater sampling events conducted on May 14 & 15, 2019 at the former Better Brite chrome and zinc shops. The former Better Brite facilities are located at 519 Lande Street (chrome shop, BRRTS # 02-05-000030) and 315 S. 6th Street (zinc shop, BRRTS # 02-05-000031), De Pere, Wisconsin. (See Figure 1 – Site Location Map.) This report includes:

- Figure 1 – Site Location Map
- Figure 2 – Monitoring Wells – Chrome Site
- Figure 3 – Monitoring Wells – Zinc Site
- Well Specific Field Sheets
- Table 1 – Groundwater Analytical Summary, Better Brite – Chrome Shop
- Table 2 – Groundwater Analytical Summary, Better Brite – Zinc Shop
- Monitoring Well Photograph Summary
- Laboratory Report

Groundwater elevations were only taken at the monitoring points that were sampled. Groundwater elevations were recorded on the well specific field sheets. (See Well Specific Field Sheets.)

Monitoring points W-1 and W-1A would allow the water level meter probe to be placed down the PVC pipe. However, a standard bailer would not freely go down the PVC pipe. (See Monitoring Well Photograph Summary.) A peristaltic pump was used to collect the samples. FOTH purged these monitoring points several times in the weeks leading up to OMNI's sampling.

Monitoring well covers were inspected at all monitoring points that could be located during the sampling event. The conditions of the covers were noted on the well specific field sheets and photographs of the covers were taken. (See Well Specific Field Sheets and Monitoring Well Photograph Summary.)

Color, odor, and turbidity observations were recorded on well specific field sheets. The well specific field sheets also list the measured depth to water from the top of the PVC pipe, mean sea level groundwater elevation, the length of time spent purging and the approximate gallons of groundwater purged from each monitoring well/piezometer prior to taking the groundwater sample. (See Well Specific Field Sheets.)

Purged groundwater from the monitoring wells and piezometers was collected in 5-gallon buckets. The purged groundwater was placed into the sump in the treatment building located at the former zinc shop site for treatment.

Unfiltered groundwater samples collected from the monitoring wells and zinc shop sump were submitted for laboratory hexavalent chromium analysis. Unfiltered groundwater from the zinc shop sump was also analyzed for cyanide and volatile organic compounds (VOCs). Unfiltered groundwater from monitoring well MW-116 was also analyzed for VOCs. Groundwater analytical methods are included with the laboratory report. (See Laboratory Report.) The laboratory analysis has been summarized in Table 1 and Table 2. (See Table 1 – Groundwater Analytical Summary, Better Brite – Chrome Shop and Table 2 - Groundwater Analytical Summary, Better Brite – Zinc Shop.)

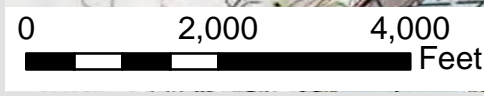
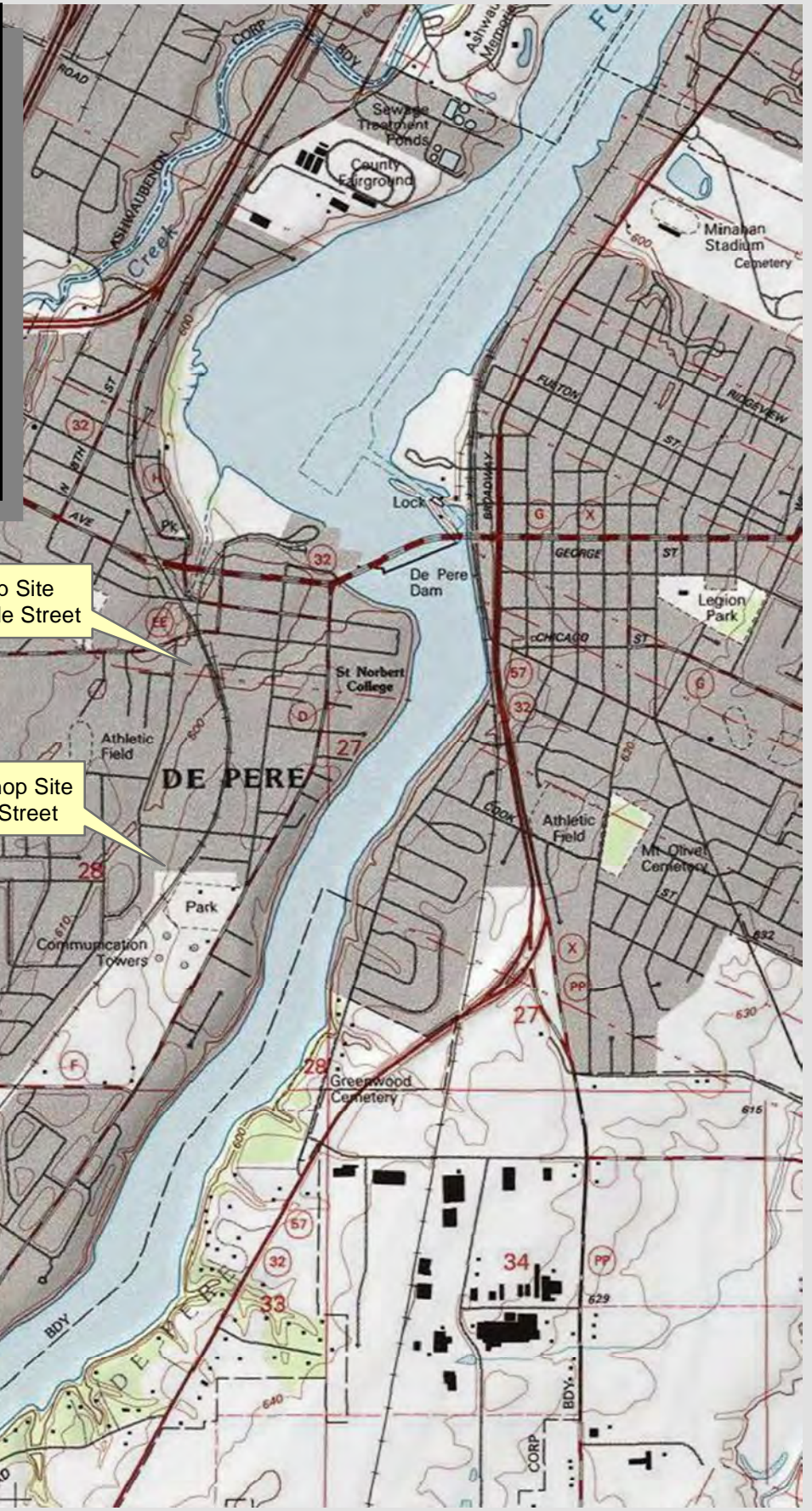
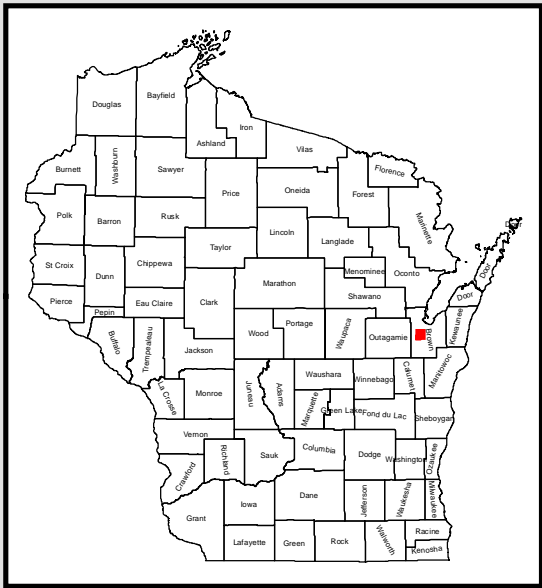
All monitoring locations had lower hexavalent chromium laboratory analysis results than recent events, with the exception of MW-111 which was the same as the 2018 sampling event. In general, VOC results for the zinc shop sump and MW-116 were similar when compared to past sampling events. Groundwater enforcement standard exceedances for hexavalent chromium remain at both sites. At the former chrome shop site, the hexavalent chromium groundwater enforcement standard exceedance remains in MW-116. Groundwater enforcement standard and preventive action limit exceedances of VOCs remain in MW-116. At the former zinc shop site, the hexavalent chromium groundwater enforcement standard was exceeded in monitoring points W-1, W-1A, MW-6, MW-10 and the sump. Groundwater preventive action limit exceedance for cyanide was found in the sump.

If you have any questions on the enclosed information, please contact me at 920/830-6174 or by email at kkennedy@omni.com.

Sincerely,
OMNNI Associates, Inc.


Kimberly Kennedy
Environmental Techniciain

Attachments



OMNI ASSOCIATES
 ONE SYSTEMS DRIVE PHONE (920) 735-6900
 APPLETON, WI 54914 FAX (920) 830-6100



**FORMER BETTER BRITE
 SITE LOCATION MAP**

315 S. 6TH STREET AND 519 LANDE STREET
 CITY OF DEPERE, BROWN COUNTY, WISCONSIN

Project Manager: BDW	SCALE: 1" = 2,000 feet
Project Engineer: BDW	PROJECT NO. N1969A07
Drawn By: JCW	FIGURE NO. 1
Checked By: BDW	
Date: 1/13/2014	



Tax Parcel
Monitoring Wells
 Active Well
 Abandoned Well



Project Manager: BDW
 Project Engineer: BDW
 Drawn By: JCW
 Checked By: BDW
 Date: 11/5/2015

BETTER BRITE
MONITORING WELLS - CHROME SITE

OMNI ASSOCIATES
 ONE SYSTEMS DRIVE PHONE (920) 735-6900
 APPLETON, WI 54914 FAX (920) 830-6100

SCALE:
 1" = 50'
 PROJECT NO.
N1969A07
 FIGURE NO.
2

CITY OF DEPERE
 BROWN COUNTY, WISCONSIN



Tax Parcel
Monitoring Wells
 Active Well
 Abandoned Well

NOTE:
 W-1 and W-1A depths
 verified on 10/22/2015.



Project Manager: BDW
 Project Engineer: BDW
 Drawn By: JCW
 Checked By: BDW
 Date: 11/5/2015

BETTER BRITE
MONITORING WELLS - ZINC SITE
 CITY OF DEPERE
 BROWN COUNTY, WISCONSIN



SCALE:
 1" = 50'
 PROJECT NO.
N1969A07
 FIGURE NO.
3

Well Specific Field Sheets

Facility Name: Former Better Brite - Chrome Shop
 Date: May 15, 2019
 Weather Conditions: Sunny, 75F
 Person(s) Sampling: Kim Kennedy
 Sampling Equipment: Dedicated bailers, Solonist 101 water level meter.

Well Name	MW101	MW104A	MW106	MW106A	MW107	MW107A	MW108	MW108A	MW110	MW110A	MW111	MW112	MW13	MW115	MW115A	MW116
Top of PVC Casing Elevation (MSL)			606.21	606.36	608.41	608.33	604.22	604.44	603.05	603.31	600.76	600.61	611.08	601.04	601.01	604.28
Depth to Bottom of Well (ft)		18.30	14.65	32.09		39.33	15.82	33.27	14.76	23.80	14.38	15.86	15.08	14.48	23.45	18.88
Water Elevation (MSL)	-	-	-	-	-	-	-	-	-	-	596.83	-	-	597.69	589.49	602.70
Measured Depth to Water (ft)	-	-	-	-	-	-	-	-	-	-	3.93	-	-	3.35	11.52	1.58
Time Purging Begun	-	-	-	-	-	-	-	-	-	-	10:43 AM	-	-	11:20 AM	11:07 AM	10:17 AM
Time Purging Completed	-	-	-	-	-	-	-	-	-	-	10:52 AM	-	-	11:31 AM	11:16 AM	10:27 AM
Amount Purged (gal)	-	-	-	-	-	-	-	-	-	-	7.0	-	-	7.0	7.5	11.3
Purged Dry? (Y/N)	-	-	-	-	-	-	-	-	-	-	N	-	-	Y	Y	N
Color (Y/N)	-	-	-	-	-	-	-	-	-	-	N	-	-	N	N	YELLOW
Odor (Y/N)	-	-	-	-	-	-	-	-	-	-	N	-	-	N	SLIGHT	N
Turbidity (Y/N)	-	-	-	-	-	-	-	-	-	-	Y	-	-	Y	Y	N
Time Sample Withdrawn	-	-	-	-	-	-	-	-	-	-	10:52 AM	-	-	11:36 AM	11:32 AM	10:27 AM
Well secured? (Y/N)	-	-	-	-	-	-	-	-	-	-	Y	-	-	Y	Y	Y
Cover Condition	Cover in good condition. Both bolts secure.	Cover in good condition. Both bolts secure.	Cover in good condition. Both bolts secure.	Cover in good condition. Both bolts secure.	One bolt snapped off. Cover in good condition.	Cover in good condition. Both bolts secure.	Concrete surround slightly moves. Both bolts secure.	Cover in good condition. Both bolts secure.	Cover in good condition. Both bolts secure.	Cover in good condition. Both bolts secure.	Cover in good condition. Both bolts secure.	Cover in good condition. Both bolts secure.	Cover in good condition. Both bolts secure.	Cover in good condition. Both bolts secure.	Cover in good condition. Both bolts secure.	Cover in good condition. Both bolts secure.

Well Specific Field Sheets

Facility Name: Former Better Brite - Zinc Shop
 Date: May 14, 2019
 Weather Conditions: Sunny, 73F
 Person(s) Sampling: Kim Kennedy
 Sampling Equipment: Dedicated bailers, Solonist 101 water level meter, peristaltic pump for W-1, W-1A.

Well Name	W-1 (1,2,4)	W-1A (1,2,4)	MW2	MW3R	MW5	MW5A	MW6 (4)	MW6A (4)	MW7	MW7A	MW8	MW8A	MW9	MW10 (4)	MW11	MW12	Zinc Sump (3)		
Top of PVC Casing Elevation (MSL)				602.88	600.81	600.81			600.60	600.51	598.18	598.59	601.66		602.41	599.65	603.99		
Depth to Bottom of Well (ft)	19.9	31.54	17.65	16.72	15.30	29.72	18.43	18.48	15.86	26.73	11.41	21.73	16.30	14.77	15.62	10.04	20.40		
Water Elevation (MSL)	-	-	-	595.83	593.15	-	-	-	-	-	-	-	594.77	-	-	-	-		
Measured Depth to Water (ft)	13.73	15.75	-	7.05	7.66	-	10.80	-	-	-	-	-	6.89	4.85	-	-	-		
Time Purging Begun	Grab Sample (3)	Grab Sample (3)	Grab Sample (3)	12:32 PM	1:33 PM	-	11:18 AM	-	-	-	-	-	9:43 AM	10:31 AM	-	-	-		
Time Purging Completed				12:41 PM	1:43 PM	-	11:27 AM	-	-	-	-	-	-	9:56 AM	10:45 AM	-	-	-	
Amount Purged (gal)				6.3	5.0	-	5.0	-	-	-	-	-	-	-	6.3	6.5	-	-	-
Purged Dry? (Y/N)				N	N	-	N	-	N	-	-	-	-	-	N	N	-	-	-
Color (Y/N)	L. YELLOW	N	-	N	N	-	N	-	-	-	-	-	N	N	-	-	YELLOW		
Odor (Y/N)	N	N	-	N	N	-	N	-	-	-	-	-	N	N	-	-	N		
Turbidity (Y/N)	Y	N	-	N	N	-	N	-	-	-	-	-	N	N	-	-	N		
Time Sample Withdrawn	12:11 PM	11:58 AM	-	12:41 PM	1:43 PM	-	11:27 AM	-	-	-	-	-	9:56 AM	10:45 AM	-	-	1:08 PM		
Well secured? (Y/N)	Y	Y	-	Y	Y	-	Y	-	-	-	-	-	Y	Y	-	-	Y		
Cover Condition	Cover in good condition. Both bolts secure.	Cover in good condition. Both bolts secure.	Pro-top in good condition (some rust). Lock secure.	One bolt snapped off. Cover in good condition.	Cover in good condition. Both bolts secure.	Cover in good condition. Both bolts secure.	Pro-top in good condition (some rust). Lock secure.	Pro-top in good condition (some rust). Lock secure.	Cover in good condition. Both bolts secure.	Cover in good condition. Both bolts secure.	Cover in good condition. Both bolts secure.	Cover in good condition. Both bolts secure.	Cover in good condition. Both bolts secure.	Cover is flush when bolted, but well and plug are raised when cover is off. Both bolts secure.	Cover in good condition. Both bolts secure.	Cover in good condition. Both bolts secure.	Gate overgrown with vegetation. Cover in good condition. Locks secure.		

- 1 Depth to bottom of the well is suspect. Felt like soft bottom (sediment).
- 2 A standard bailer would not fit down the monitoring well.
- 3 Sump was not running at time of sample collection.
- 4 Well height modified. New elevation unknown.

Table 1 Groundwater Analytical Summary, Better Brite - Chrome Shop
 519 Lande Street, De Pere, WI BRRTS # 02-05-000030

Sample Location	Date	Detected Parameters (µg/L)																							
		Hexavalent Chromium	Chromium	Iron	Sulfate	Sulfide	Antimony	Arsenic	Cadmium	Cyanide	Nickel	Silver	Thallium	Cobalt	Vanadium	1,1-DCA	1,2-DCA	1,1-DCE	cis-1,2-DCE	PCE	1,1,1-TCA	1,1,2-TCA	TCE	VC	
NR140 Preventive Action Limit		10	10	150	125,000	NO PAL	1.2	1	0.5	40	20	10	0.4	8	6	85	0.5	0.7	7	0.5	40	0.5	0.5	0.02	
NR140 Enforcement Standard		100	100	300	250,000	NO ES	6	10	5	200	100	50	2	40	30	850	5	7	70	5	200	5	5	0.2	
Chrome Sump (Abandoned)	Aug-94	620000	694000	NA	NA	NA																			
	Oct-94	300200	297000	NA	NA	NA																			
	Apr-98	195000	192000	NA	NA	NA																			
	Jul-98	132000		NA	NA	NA																			
French Drain	Aug-94	25800	22000	NA	NA	NA																			
	Oct-94	32000	31700	NA	NA	NA																			
	Apr-98	1060	1010	NA	NA	NA																			
	Jul-98	336	312	NA	NA	NA																			
B-101	Aug-94	<10	<3.4	NA	NA	NA																			
	Oct-94	<10		NA	NA	NA																			
MW-106	Aug-94	7	<2.8	NA	NA	NA																			
	DUP.	<10	<2.8	NA	NA	NA																			
	Oct-94	<10 J	<3.4 J	NA	NA	NA																			
	DUP.	<10 J	<3.4 J	NA	NA	NA																			
	Apr-98	<10	<5	NA	NA	NA																			
	DUP	<10	<5	NA	NA	NA																			
	May-00	<4.2	4	NA	NA	NA																			
	8/26/10	<3.9	5.4	NA	NA	NA																			
MW-106A	Aug-94	<10	<2.8	NA	NA	NA																			
	Oct-94	<10 J	<3.4 J	NA	NA	NA																			
	Apr-98	<10	<5	NA	NA	NA																			
	May-00	<4.2	9.4	NA	NA	NA																			
	8/26/10	<3.9	1.1*J*	NA	NA	NA																			
	6/16/11	<3.9	NA	NA	NA	NA																			
MW-106B (Abandoned)	Aug-94	<10	NA	NA	NA	NA																			
MW-107	Aug-94	<10	4.1 BJ	NA	NA	NA																			
	Oct-94	<10 J	<3.4	NA	NA	NA																			
	Apr-98	<10	<5	NA	NA	NA																			
	May-00	<4.2	4.2	NA	NA	NA																			
	Jun-01	NA	NA	530	50	NA																			
	Nov-01	<4.2	<u>26</u>	3900	NA	1800																			
	May-02	7.8	1.2	<u>230</u>	NA	2300																			
	DUP	100	1.9	490	NA	2800																			
	Nov-02	NA	NA	8200	<u>140000</u>	2300																			
	May-03	<4.2	1.6	490	95000	1700																			
	May-04	6.5	1.7	<u>260</u>	100000	NA																			
	May-05	<5.0	0.89	<u>380</u>	97000	NA																			
	8/26/10	<3.9	16.4	4010	16400	NA																			
6/16/11	<3.9	NA	3130	83600	NA																				
MW-107A	Aug-94	<10	<2.8	NA	NA	NA																			
	Oct-94	<10 J	<3.4 J	NA	NA	NA																			
	Apr-98	<10	<5	NA	NA	NA																			
	May-00	<4.2	16	NA	NA	NA																			
	8/26/10	<3.9	23.2	NA	NA	NA																			
	6/16/11	<3.9	NA	NA	NA	NA																			
MW-107B (Abandoned)	Aug-94	<10	NA	NA	NA	NA																			

NA - Compound not analyzed
 Underlined - Concentration exceeds PAL
 Bolded - Concentration exceeds ES

Table 1 Groundwater Analytical Summary, Better Brite - Chrome Shop
 519 Lande Street, De Pere, WI BRRTS # 02-05-000030

Sample Location	Date	Detected Parameters (µg/L)																						
		Hexavalent Chromium	Chromium	Iron	Sulfate	Sulfide	Antimony	Arsenic	Cadmium	Cyanide	Nickel	Silver	Thallium	Cobalt	Vanadium	1,1-DCA	1,2-DCA	1,1-DCE	cis-1,2-DCE	PCE	1,1,1-TCA	1,1,2-TCA	TCE	VC
NR140 Preventive Action Limit		10	10	150	125,000	NO PAL	1.2	1	0.5	40	20	10	0.4	8	6	85	0.5	0.7	7	0.5	40	0.5	0.5	0.02
NR140 Enforcement Standard		100	100	300	250,000	NO ES	6	10	5	200	100	50	2	40	30	850	5	7	70	5	200	5	5	0.2
MW-108	Aug-94	<10	<2.8	NA	NA	NA																		
	Oct-94	<10	<3.4 J	NA	NA	NA																		
	Apr-98	<10	NA	NA	NA	NA																		
	DUP	<10	<5	NA	NA	NA																		
	Jul-09	NA	16.0	NA	NA	NA																		
	8/26/10	<3.9	4.6"J"	NA	NA	NA																		
	6/16/11	<3.9	NA	NA	NA	NA																		
12/5/13	<3.4	NA	NA	NA	NA																			
MW-108A	Aug-94	<10	3.0 BJ	NA	NA	NA																		
	Oct-94	<10	<3.4 J	NA	NA	NA																		
	Apr-98	<10	<5	NA	NA	NA																		
	May-00	<4.2	55	NA	NA	NA																		
	Jul-09	NA	NA	NA	NA	NA																		
	8/26/10	<3.9	1.3"J"	NA	NA	NA																		
	6/16/11	<3.9	1.3"J"	NA	NA	NA																		
12/5/13	<8.6	NA	NA	NA	NA																			
MW-108B (Abandoned)	Aug-94	<10	NA	NA	NA	NA																		
MW-109 (Abandoned)	Aug-94	6780	9570	NA	NA	NA																		
	Oct-94	2400	1980	NA	NA	NA																		
	DUP	3100	1700	NA	NA	NA																		
	Apr-98	16500	18600	NA	NA	NA																		
	Jul-98	12200	11100	NA	NA	NA																		
MW-109A (Abandoned)	Aug-94	<10	<2.8	NA	NA	NA																		
	Oct-94	<10	1.3 B	NA	NA	NA																		
	Apr-98	<10	<5	NA	NA	NA																		
	Jul-98	<10	7	NA	NA	NA																		
MW-109B (Abandoned)	Aug-94	<10	NA	NA	NA	NA																		
	Oct-94	<10	NA	NA	NA	NA																		
MW-110	Aug-94	<10	3.6 BJ	NA	NA	NA																		
	Oct-94	<10	<3.4 J	NA	NA	NA																		
	Apr-98	<10	<5	NA	NA	NA																		
	May-00	<4.2	37	NA	NA	NA																		
	May-04	<2.5	11	3400	<u>230000</u>	NA																		
	May-05	<5.0	0.89	82	<u>70000</u>	NA																		
	Oct-06	<6.8	1.8	NA	NA	NA																		
	8/21/07	NA	7.4	NA	NA	NA																		
	7/21/09	NA	5.3	NA	NA	NA																		
	8/26/10	<3.9	2.0 J	NA	NA	NA	NA	NA	NA	NA	NA	NA	NA	NA	NA	<0.75	NA	<0.57	NA	<0.45	<0.9	NA	<0.48	<0.18
	6/16/11	<3.9	NA	NA	NA	NA																		
	10/24/12	<3.9	NA	NA	NA	NA																		
	12/5/13	<3.4	NA	NA	NA	NA																		

NA - Compound not analyzed
 Underlined - Concentration exceeds PAL
 Bolded - Concentration exceeds ES

Table 1 Groundwater Analytical Summary, Better Brite - Chrome Shop
 519 Lande Street, De Pere, WI BRRTS # 02-05-000030

Sample Location	Date	Detected Parameters (µg/L)																							
		Hexavalent Chromium	Chromium	Iron	Sulfate	Sulfide	Antimony	Arsenic	Cadmium	Cyanide	Nickel	Silver	Thallium	Cobalt	Vanadium	1,1-DCA	1,2-DCA	1,1-DCE	cis-1,2-DCE	PCE	1,1,1-TCA	1,1,2-TCA	TCE	VC	
NR140 Preventive Action Limit		10	10	150	125,000	NO PAL	1.2	1	0.5	40	20	10	0.4	8	6	85	0.5	0.7	7	0.5	40	0.5	0.5	0.02	
NR140 Enforcement Standard		100	100	300	250,000	NO ES	6	10	5	200	100	50	2	40	30	850	5	7	70	5	200	5	5	0.2	
MW-110A	Aug-94	<10	<2.8	NA	NA	NA																			
	Oct-94	<10	<3.4 J	NA	NA	NA																			
	Apr-98	<10	<5	NA	NA	NA																			
	May-00	<4.2	25	NA	NA	NA																			
	Oct-06	<6.8	4.2	NA	NA	NA																			
	8/21/07	NA	1.9	NA	NA	NA																			
	7/21/09	NA	1.3	NA	NA	NA																			
8/26/10	<3.9	1.8 J	NA	NA	NA	NA	NA	NA	NA	NA	NA	NA	NA	NA	<0.75	NA	<0.57	NA	<0.45	<0.9	NA	<0.48	<0.18		
6/16/11	<3.9	NA	NA	NA	NA																				
MW-111	Aug-94	<10	<3.4	NA	NA	NA																			
	DUP	<10	<3.4	NA	NA	NA																			
	Oct-94	<10	<0.70	NA	NA	NA																			
	Apr-98	226	<5	NA	NA	NA																			
	Jul-98	<u>22</u>	<u>27</u>	NA	NA	NA																			
	Nov-98	<0.5	<0.5	NA	NA	NA																			
	May-00	<4.2	36	NA	NA	NA																			
	Nov-02	<4.2	43	4400	<u>130000</u>	2600																			
	DUP	<4.2	38	3400	100000	280																			
	May-03	5.2	33	2700	98000	1400																			
	May-04	<u>50</u>	150	5000	93000	NA																			
	May-05	250	260	200	87000	NA																			
	Nov-05	<5.0	39	12000	98000	NA																			
	DUP	<5.0	55	21000	96000	NA																			
	Oct-06	<6.8	16	NA	NA	NA																			
	8/21/07	NA	25	NA	NA	NA																			
	7/21/09	NA	23.6	NA	NA	NA																			
	8/26/10	<3.9	19.8	NA	NA	NA																			
	6/16/11	<3.9	NA	NA	NA	NA																			
	10/24/11	<3.9	NA	NA	NA	NA																			
10/24/12	<3.9	NA	NA	NA	NA																				
12/5/13	<3.4	NA	NA	NA	NA																				
10/22/15	<3.9	NA	NA	NA	NA																				
9/20/16	<51	NA	NA	NA	NA																				
6/13/18	<130	NA	NA	NA	NA																				
5/15/19	<130	NA	NA	NA	NA																				
MW-112	Oct-94	<10	<0.70	NA	NA	NA																			
	Nov-94	<10	<2.5	NA	NA	NA																			
	Apr-98	<10	<5	NA	NA	NA																			
	May-00	<4.2	4.1	NA	NA	NA																			
	8/26/10	<3.9	3.9	NA	NA	NA																			
	6/16/11	<3.9	NA	NA	NA	NA																			
MW-113	Aug-94	140	99.7	NA	NA	NA																			
	Oct-94	<10 J	8.6 B	NA	NA	NA																			
	May-95	43	20.3	NA	NA	NA																			
	Apr-98	<10	<5	NA	NA	NA																			
	Jul-98	<10	12	NA	NA	NA																			
	May-00	<4.2	22	NA	NA	NA																			
	8/26/10	<3.9	24.3	NA	NA	NA																			
	6/16/11	<3.9	NA	NA	NA	NA																			

NA - Compound not analyzed
 Underlined - Concentration exceeds PAL
 Bolded - Concentration exceeds ES

Table 1 Groundwater Analytical Summary, Better Brite - Chrome Shop
 519 Lande Street, De Pere, WI BRRTS # 02-05-000030

Sample Location	Date	Detected Parameters (µg/L)																									
		Hexavalent Chromium	Chromium	Iron	Sulfate	Sulfide	Antimony	Arsenic	Cadmium	Cyanide	Nickel	Silver	Thallium	Cobalt	Vanadium	1,1-DCA	1,2-DCA	1,1-DCE	cis-1,2-DCE	PCE	1,1,1-TCA	1,1,2-TCA	TCE	VC			
NR140 Preventive Action Limit		10	10	150	125,000	NO PAL	1.2	1	0.5	40	20	10	0.4	8	6	85	0.5	0.7	7	0.5	40	0.5	0.5	0.02			
NR140 Enforcement Standard		100	100	300	250,000	NO ES	6	10	5	200	100	50	2	40	30	850	5	7	70	5	200	5	5	0.2			
MW-114 (Abandoned)	Mar-95	<10 J	<2.9	NA	NA	NA																					
	DUP:	<10 J	<2.9	NA	NA	NA																					
	May-95	<10 J	<1.0	NA	NA	NA																					
	DUP:	<10 J	<1.0	NA	NA	NA																					
	Apr-98	<10	<5	NA	NA	NA																					
MW-115	May-00	<4.2	6.0	NA	NA	NA																					
	Jun-01	<4.2	<0.52	<u>160</u>	92	NA																					
	Nov-01	<4.2	12	1100	NA	3000																					
	DUP	<4.2	10	3300	NA	3300																					
	May-02	<4.2	38	19000	NA	2800																					
	Nov-02	<4.2	38	7000	130000	3100																					
	May-03	<4.2	260	9700	90000	1400																					
	DUP	<4.2	56	3600	89000	1400																					
	May-04	<2.5	1.3	<u>130</u>	34000	NA																					
	May-05	<5.0	1.1	320	44000	NA																					
	Oct-06	<6.8	2.6	NA	NA	NA																					
	8/21/07	NA	10	NA	NA	NA																					
	7/21/09	NA	5.8	NA	NA	NA																					
	8/26/10	<3.9	1.6 J	3530	24800	NA																					
	6/16/11	<3.9	NA	4460	10000	NA																					
	10/24/11	<3.9	NA	NA	NA	NA																					
	10/24/12	<3.9	NA	NA	NA	NA																					
	12/5/13	<5.7	NA	NA	NA	NA																					
	10/16/14	<3.9	NA	NA	NA	NA																					
	10/22/15	<3.9	NA	NA	NA	NA																					
9/20/16	<26	NA	NA	NA	NA																						
6/13/18	<130	NA	NA	NA	NA																						
5/15/19	<51	NA	NA	NA	NA																						
MW-115A	May-00	<4.2	12.0	NA	NA	NA																					
	Oct-06	<6.8	4.6	NA	NA	NA																					
	8/21/07	NA	2.7	NA	NA	NA																					
	7/21/09	NA	2.9	NA	NA	NA																					
	8/26/10	<3.9	1.4 J	NA	NA	NA																					
	6/16/11	<3.9	NA	NA	NA	NA																					
	10/24/12	<3.9	NA	NA	NA	NA																					
	12/5/13	<8.6	NA	NA	NA	NA																					
	10/16/14	<3.9	NA	NA	NA	NA																					
	10/22/15	<3.9	NA	NA	NA	NA																					

NA - Compound not analyzed
 Underlined - Concentration exceeds PAL
 Bolded - Concentration exceeds ES

Table 1 Groundwater Analytical Summary, Better Brite - Chrome Shop
 519 Lande Street, De Pere, WI BRRTS # 02-05-000030

Sample Location	Date	Detected Parameters (µg/L)																								
		Hexavalent Chromium	Chromium	Iron	Sulfate	Sulfide	Antimony	Arsenic	Cadmium	Cyanide	Nickel	Silver	Thallium	Cobalt	Vanadium	1,1-DCA	1,2-DCA	1,1-DCE	cis-1,2-DCE	PCE	1,1,1-TCA	1,1,2-TCA	TCE	VC		
NR140 Preventive Action Limit		10	10	150	125,000	NO PAL	1.2	1	0.5	40	20	10	0.4	8	6	85	0.5	0.7	7	0.5	40	0.5	0.5	0.02		
NR140 Enforcement Standard		100	100	300	250,000	NO ES	6	10	5	200	100	50	2	40	30	850	5	7	70	5	200	5	5	0.2		
MW-116	May-00	1600	470	NA	NA	NA																				
	DUP	1500	460	NA	NA	NA																				
	Nov-00	37	23	NA	NA	NA																				
	DUP	46	24	NA	NA	NA																				
	Jun-01	4400	2300	840	2100	NA																				
	Nov-01	3300	2100	690	NA	2400																				
	May-02	12000	7300	530	NA	2500																				
	Nov-02	5100	3200	720	20000	2900																				
	May-03	8900	6000	410	2700000	1700																				
	May-04	28000	22000	43	19000	NA																				
	DUP	28000	22000	280	24000	NA																				
	May-05	52000	52000	950	1900000	NA																				
	DUP	54000	53000	710	1800000	NA																				
	Nov-05	50000	61000	840	1800000	NA																				
	Oct-06	39000	36000	900	1800000	NA																				
	DUP	42000	36000	NA	NA	NA																				
	8/21/07	NA	39,000	NA	NA	NA																				
	7/21/09	NA	25,500	NA	NA	NA																				
	8/26/10	21,300	19,200	478	1330000	NA	162	<u>2.4 J</u>	0.43 J	NA	10.3	<0.46	<2.2	NA	NA	30.9	NA	22.1	NA	<u>3.2</u>	<u>76.9</u>	NA	<u>1.1</u>	0.21 J		
	8/26/10 LF	20,200	17,700	NA	NA	NA																				
	4/25/11	34,600	NA	NA	1030000	NA																				
	6/16/11	13,800	NA	240	1660000	NA	3.4 "J"	NA	NA	NA	NA	NA	NA	NA	NA	28.1	NA	25.9	NA	<u>1.2</u>	<u>84.1</u>	NA	<u>2.2</u>	<0.18		
	10/24/11	18,300	NA	NA	NA	NA																				
10/24/12	22,300	NA	NA	NA	NA																					
12/5/13	17,600	NA	NA	NA	NA																					
DUP	17,500	NA	NA	NA	NA																					
10/16/14	13,300	NA	NA	NA	NA																					
10/22/15	16,500	NA	NA	NA	NA	NA	NA	NA	NA	NA	NA	NA	NA	NA	43.5	0.32 J	40.6	1.5	<u>1.7</u>	<u>145</u>	0.46 J	<u>1.6</u>	0.27 J			
9/20/16	16,100	NA	NA	NA	NA	NA	NA	NA	NA	NA	NA	NA	NA	NA	34.8	<0.34	34.8	1.2 J	<u>1.4 J</u>	<u>135</u>	<0.39	<u>1.5 J</u>	<0.35			
6/13/18	12,100	NA	NA	NA	NA	NA	NA	NA	NA	NA	NA	NA	NA	NA	34.4	<0.34	37.4	0.93 J	<u>1.1 J</u>	<u>125</u>	<0.39	<u>1.5 J</u>	<0.35			
5/15/19	9,800	NA	NA	NA	NA	NA	NA	NA	NA	NA	NA	NA	NA	NA	38.9	<0.28	44.3	1.3	<u>1.2</u>	<u>142</u>	<0.55	<u>2.1</u>	<0.17			
CSTW1	4/25/11	<3.9	NA	NA	1,180,000	NA																				
CSTW2	4/25/11	<3.9	NA	NA	2,840,000	NA																				
CSTW3	4/25/11	1,000	NA	NA	2,010,000	NA																				
CSTW4	4/25/11	<3.9	NA	NA	426,000	NA																				
CSTW5	4/25/11	4.9 "J"	NA	NA	592,000	NA																				
CSTW6	4/25/11	<3.9	NA	NA	608000	NA																				

NA - Compound not analyzed
 Underlined - Concentration exceeds PAL
 Bolded - Concentration exceeds ES

Table 2 Groundwater Analytical Summary, Better Brite - Zinc Shop

315 6th Street, De Pere, WI BRRTS # 02-05-00031

Sample Location	Date	Detected Parameters (µg/L)																			
		Hexavalent Chromium	Chromium	Iron	Sulfate	Sulfide	Antimony	Arsenic	Cadmium	Cyanide	Nickel	Silver	Thallium	Cobalt	Vanadium	1,1-DCA	1,1-DCE	PCE	1,1,1-TCA	TCE	VC
NR140 Preventive Action Limit		10	10	150	125,000	NO PAL	1.2	1	0.5	40	20	10	0.4	8	6	85	0.7	0.5	40	0.5	0.02
NR140 Enforcement Standard		100	100	300	250,000	NO ES	6	10	5	200	100	50	2	40	30	850	7	5	200	5	0.2
W-1	10/22/15	10,300	NA	NA	NA	NA	(Grab Sample, no purging)														
	9/19/16	9600	NA	NA	NA	NA	(Grab Sample, previously purged)														
	6/12/18	6600	NA	NA	NA	NA	(Grab Sample, previously purged)														
	5/14/19	4400	NA	NA	NA	NA	(Grab Sample, previously purged)														
W-1A	10/22/15	3,300	NA	NA	NA	NA	(Grab Sample, no purging)														
	9/19/16	2800	NA	NA	NA	NA	(Grab Sample, previously purged)														
	6/12/18	2700	NA	NA	NA	NA	(Grab Sample, previously purged)														
	5/14/19	1800	NA	NA	NA	NA	(Grab Sample, previously purged)														
PF-MW-2	May-00	<4.2	7.6	NA	NA	NA															
	Jun-01	<4.2	7.1	NA	NA	NA															
	Nov-01	<4.2	10	NA	NA	NA															
	May-02	<4.2	<u><0.52</u>	NA	NA	NA															
	Nov-02	<4.2	2.4	NA	NA	NA															
	May-03	<4.2	49	NA	NA	NA															
	10/22/15	<3.9	NA	NA	NA	NA	(Grab Sample, no purging)														
	9/19/16	<5.1	NA	NA	NA	NA	(Grab Sample, previously purged)														
6/13/18	<26	NA	NA	NA	NA	(Grab Sample, previously purged)															
MW-3/MW3R	May-00	230	330	NA	NA	NA															
	Nov-00	<u>50</u>	130	NA	NA	NA															
	Jun-01	3500	2200	NA	NA	NA															
	Nov-01	<u>38</u>	1700	NA	NA	NA															
	May-02	<4.2	220	NA	NA	NA															
	Nov-02	<4.2	18	NA	NA	NA															
	May-03	110	<u>55</u>	NA	NA	NA															
	Dup	83	49	NA	NA	NA															
	May-04	<u>89</u>	190	NA	NA	NA															
	May-05	<5.0	17	NA	NA	NA															
	7/21/09	NA	717	NA	NA	NA															
	8/24/10	660	552	NA	NA	NA															
	6/28/11	2800	NA	NA	NA	NA															
	10/24/11	2200	NA	NA	NA	NA															
	10/23/12	560	NA	NA	NA	NA															
	12/5/13	140	NA	NA	NA	NA															
	10/16/14	190	NA	NA	NA	NA															
	10/22/15	100	NA	NA	NA	NA															
9/19/16	380	NA	NA	NA	NA																
6/12/18	<130	NA	NA	NA	NA																
5/14/19	<u>88</u>	NA	NA	NA	NA																

NA - Compound not analyzed

Underlined - Concentration exceeds preventive action limit

Bolded - Concentration exceeds enforcement standard

Table 2 Groundwater Analytical Summary, Better Brite - Zinc Shop

315 6th Street, De Pere, WI BRRTS # 02-05-000031

Sample Location	Date	Detected Parameters (ug/L)																				
		Hexavalent Chromium	Chromium	Iron	Sulfate	Sulfide	Antimony	Arsenic	Cadmium	Cyanide	Nickel	Silver	Thallium	Cobalt	Vanadium	1,1-DCA	1,1-DCE	PCE	1,1,1-TCA	TCE	VC	
NR140 Preventive Action Limit		10	10	150	125,000	NO PAL	1.2	1	0.5	40	20	10	0.4	8	6	85	0.7	0.5	40	0.5	0.02	
NR140 Enforcement Standard		100	100	300	250,000	NO ES	6	10	5	200	100	50	2	40	30	850	7	5	200	5	0.2	
MW-4 (Abandoned)	Aug-94	<10	<3.4	NA	NA	NA																
	DUP	<10	<3.4	NA	NA	NA																
	Oct-94	<10 J	<3.4 J	NA	NA	NA																
	DUP	<10 J	<3.4 J	NA	NA	NA																
	Apr-98	<10	<5	NA	NA	NA																
	May-00	<4.2	4.6	NA	NA	NA																
	Nov-00	<4.2	2.4	NA	NA	NA																
	Jun-01	<4.2	<u>12</u>	NA	NA	NA																
	Nov-01	<4.2	7.4	NA	NA	NA																
	May-02	<4.2	1.4	NA	NA	NA																
	Nov-02	<4.2	<u>15</u>	NA	NA	NA																
	May-03	<4.2	<u>27</u>	NA	NA	NA																
	May-04	<2.5	1.8	NA	NA	NA																
May-05	<5.0	9	NA	NA	NA																	
Nov-05	<5.0	<u>12</u>	NA	NA	NA																	
MW-4A (Abandoned)	Aug-94	<10	<3.4	NA	NA	NA																
	Oct-94	<10 J	6.0 B	NA	NA	NA																
	Apr-98	<10	<5	NA	NA	NA																
	May-00	<4.2	8.7	NA	NA	NA																
	Nov-00	<4.2	3.7	NA	NA	NA																
	Jun-01	<4.2	3.7	NA	NA	NA																
	Nov-01	<4.2	<u>13</u>	NA	NA	NA																
	May-02	<4.2	<u>38</u>	NA	NA	NA																
	Nov-02	<4.2	<u>28</u>	NA	NA	NA																
	May-03	<4.2	<u>32</u>	NA	NA	NA																
	May-04	<2.5	0.75	NA	NA	NA																
	May-05	<5.0	2	NA	NA	NA																
Nov-05	<5.0	2.8	NA	NA	NA																	
MW-4B (Abandoned)	Oct-94	<10	<0.70	NA	NA	NA																
	Nov-94	<10	<2.5	NA	NA	NA																

NA - Compound not analyzed

Underlined - Concentration exceeds preventive action limit

Bolded - Concentration exceeds enforcement standard

Table 2 Groundwater Analytical Summary, Better Brite - Zinc Shop

315 6th Street, De Pere, WI BRRTS # 02-05-00031

Sample Location	Date	Detected Parameters (µg/L)																				
		Hexavalent Chromium	Chromium	Iron	Sulfate	Sulfide	Antimony	Arsenic	Cadmium	Cyanide	Nickel	Silver	Thallium	Cobalt	Vanadium	1,1-DCA	1,1-DCE	PCE	1,1,1-TCA	TCE	VC	
NR140 Preventive Action Limit		10	10	150	125,000	NO PAL	1.2	1	0.5	40	20	10	0.4	8	6	85	0.7	0.5	40	0.5	0.02	
NR140 Enforcement Standard		100	100	300	250,000	NO ES	6	10	5	200	100	50	2	40	30	850	7	5	200	5	0.2	
MW-5	Aug-94	1590	827	NA	NA	NA																
	Oct-94	460 J	299 J	NA	NA	NA																
	DUP	510 J	763 J	NA	NA	NA																
	Apr-98	212	631	NA	NA	NA																
	DUP	207	667	NA	NA	NA																
	Jul-98	1420	1230	NA	NA	NA																
	May-00	120	190	NA	NA	NA																
	Nov-00	<4.2	6.6	NA	NA	NA																
	Jun-01	590	450	NA	NA	NA																
	Nov-02	2200	2200	NA	NA	NA																
	DUP	2200	2200	NA	NA	NA																
	May-03	4900	3600	NA	NA	NA																
	May-04	4700	3100	NA	NA	NA																
	May-05	4000	3200	NA	NA	NA																
	Oct-06	4900	4000	NA	NA	NA																
	8/21/07	NA	2,700	NA	NA	NA																
	7/21/09	NA	2,210	NA	NA	NA																
	8/24/10	1,300	1,180	NA	NA	NA																
	6/28/11	970	NA	NA	NA	NA																
	10/24/11	1,100	NA	NA	NA	NA																
10/23/12	970	NA	NA	NA	NA																	
12/5/13	1000	NA	NA	NA	NA																	
10/22/15	330	NA	NA	NA	NA																	
9/19/16	460	NA	NA	NA	NA																	
6/12/18	180	NA	NA	NA	NA																	
5/14/19	<51	NA	NA	NA	NA																	
MW-5A	Aug-94	<10	<3.4	NA	NA	NA																
	Oct-94	<10	<3.4 J	NA	NA	NA																
	Apr-98	<10	<5	NA	NA	NA																
	May-00	<4.2	6.5	NA	NA	NA																
	Nov-00	340	380	NA	NA	NA																
	Jun-01	<4.2	3.9	NA	NA	NA																
	Nov-02	<4.2	34	NA	NA	NA																
	May-03	<4.2	22	NA	NA	NA																
	DUP	<4.2	49	NA	NA	NA																
	May-04	<2.5	2.7	NA	NA	NA																
	May-05	<5.0	7.6	NA	NA	NA																
	8/24/10	<3.9	2.5" J"	NA	NA	NA																
	6/28/11	<3.9	NA	NA	NA	NA																
MW-5B (Abandoned)	Aug-94	NA	NA	NA	NA	NA																
	Oct-94	<10	<5	NA	NA	NA																

NA - Compound not analyzed

Underlined - Concentration exceeds preventive action limit

Bolded - Concentration exceeds enforcement standard

Table 2 Groundwater Analytical Summary, Better Brite - Zinc Shop

315 6th Street, De Pere, WI BRRTS # 02-05-000031

Sample Location	Date	Detected Parameters (µg/L)																			
		Hexavalent Chromium	Chromium	Iron	Sulfate	Sulfide	Antimony	Arsenic	Cadmium	Cyanide	Nickel	Silver	Thallium	Cobalt	Vanadium	1,1-DCA	1,1-DCE	PCE	1,1,1-TCA	TCE	VC
NR140 Preventive Action Limit		10	10	150	125,000	NO PAL	1.2	1	0.5	40	20	10	0.4	8	6	85	0.7	0.5	40	0.5	0.02
NR140 Enforcement Standard		100	100	300	250,000	NO ES	6	10	5	200	100	50	2	40	30	850	7	5	200	5	0.2
MW-6	Aug-94	15900	39200	NA	NA	NA															
	Oct-94	47000	41,900 J	NA	NA	NA															
	Apr-98	7650	4560	NA	NA	NA															
	May-00	23000	26000	NA	NA	NA															
	Nov-00	26000	23000	NA	NA	NA															
	Jun-01	14000	15000	NA	NA	NA															
	Nov-01	25000	29000	NA	NA	NA															
	May-02	13000	13000	NA	NA	NA															
	Nov-02	21000	22000	NA	NA	NA															
	May-03	11000	9300	NA	NA	NA															
	May-04	13000	15000	NA	NA	NA															
	May-05	12000	11000	NA	NA	NA															
	DUP	12000	11000	NA	NA	NA															
	Oct-06	12000	12000	NA	NA	NA															
	DUP	14000	12000	NA	NA	NA															
	8/21/07	NA	8,900	NA	NA	NA															
	7/21/09	NA	10,400	NA	NA	NA															
	8/24/10	8400	7,540	NA	NA	NA															
	6/28/11	5200	NA	NA	NA	NA															
	10/24/11	6,500	NA	NA	NA	NA															
10/23/12	7,300	NA	NA	NA	NA																
12/5/13	6,100	NA	NA	NA	NA																
10/16/14	3,300	NA	NA	NA	NA																
10/22/15	360	NA	NA	NA	NA																
9/20/16	3500	NA	NA	NA	NA																
6/13/18	1400	NA	NA	NA	NA																
5/14/19	1200	NA	NA	NA	NA																
MW-6A	Aug-94	<10	4.9 B	NA	NA	NA															
	Oct-94	<10	<3.4 J	NA	NA	NA															
	Apr-98	<10	<5	NA	NA	NA															
	May-00	6.6	<u>22</u>	NA	NA	NA															
	Nov-00	<4.2	13	NA	NA	NA															
	6/01	<4.2	11	NA	NA	NA															
	Nov-01	<4.2	7.1	NA	NA	NA															
	May-02	<4.2	51	NA	NA	NA															
	Nov-02	<4.2	<u>83</u>	NA	NA	NA															
	May-03	<4.2	<u>59</u>	NA	NA	NA															
	May-04	<2.5	3.4	NA	NA	NA															
	May-05	<5.0	12	NA	NA	NA															
8/24/10	<3.9	1.7" J"	NA	NA	NA																
6/28/11	<3.9	NA	NA	NA	NA																
MW-6B (Abandoned)	Aug-94	<10	NA	NA	NA	NA															

NA - Compound not analyzed

Underlined - Concentration exceeds preventive action limit

Bolded - Concentration exceeds enforcement standard

Table 2 Groundwater Analytical Summary, Better Brite - Zinc Shop

315 6th Street, De Pere, WI BRRTS # 02-05-000031

Sample Location	Date	Detected Parameters (µg/L)																			
		Hexavalent Chromium	Chromium	Iron	Sulfate	Sulfide	Antimony	Arsenic	Cadmium	Cyanide	Nickel	Silver	Thallium	Cobalt	Vanadium	1,1-DCA	1,1-DCE	PCE	1,1,1-TCA	TCE	VC
NR140 Preventive Action Limit		10	10	150	125,000	NO PAL	1.2	1	0.5	40	20	10	0.4	8	6	85	0.7	0.5	40	0.5	0.02
NR140 Enforcement Standard		100	100	300	250,000	NO ES	6	10	5	200	100	50	2	40	30	850	7	5	200	5	0.2
MW-7	Aug-94	<10	6.6 BJ	NA	NA	NA															
	DUP.	<10	<2.8	NA	NA	NA															
	Oct-94	<10 J	36.4 J	NA	NA	NA															
	Apr-98	<10	<5	NA	NA	NA															
	DUP	<10	<5	NA	NA	NA															
	May-00	<4.2	3.9	NA	NA	NA															
	Nov-00	<4.2	1.1	NA	NA	NA															
	Jun-01	<4.2	2.7	NA	NA	NA															
	Nov-01	<4.2	9.7	NA	NA	NA															
	May-02	<4.2	3.2	NA	NA	NA															
	Nov-02	<4.2	1.9	NA	NA	NA															
	May-03	<4.2	0.91	NA	NA	NA															
	May-04	<2.5	0.88	NA	NA	NA															
	May-05	<5.0	32	NA	NA	NA															
	8/21/07	NA	4.4	NA	NA	NA															
7/21/09	NA	9	NA	NA	NA																
8/24/10	<3.9	3.7"J"	NA	NA	NA																
6/28/11	<3.9	NA	NA	NA	NA																
MW-7A	Aug-94	<10	<2.8	NA	NA	NA															
	Oct-94	<10 J	<3.4 J	NA	NA	NA															
	Apr-98	<10	<5	NA	NA	NA															
	May-00	<4.2	4.7	NA	NA	NA															
	Nov-00	7.9	5	NA	NA	NA															
	Jun-01	<4.2	2.5	NA	NA	NA															
	Nov-01	<4.2	<.52	NA	NA	NA															
	May-02	<4.2	1.4	NA	NA	NA															
	Nov-02	<4.2	0.98	NA	NA	NA															
	May-03	<4.2	0.85	NA	NA	NA															
	May-04	3.9	2.2	NA	NA	NA															
	May-05	<5.0	0.65	NA	NA	NA															
	8/24/10	<3.9	1.6"J"	NA	NA	NA															
	6/28/11	<3.9	NA	NA	NA	NA															
	MW-8	Oct-94	<10	<0.70	NA	NA	NA														
Nov-94		<10	<2.5	NA	NA	NA															
DUP.		<10	<2.5	NA	NA	NA															
Apr-98		<10	<5	NA	NA	NA															
May-00		<4.2	15	NA	NA	NA															
Nov-00		13	13	NA	NA	NA															
Jun-01		5.3	2	NA	NA	NA															
Nov-01		<4.2	2.3	NA	NA	NA															
DUP		<4.2	6.7	NA	NA	NA															
May-02		<4.2	4	NA	NA	NA															
Nov-02		<4.2	23	NA	NA	NA															
May-03		<4.2	2.2	NA	NA	NA															
May-04		<2.5	1.7	NA	NA	NA															
May-05		<5.0	1.1	NA	NA	NA															
8/21/07		NA	2.3	NA	NA	NA															
8/24/10	<3.9	96	NA	NA	NA																
6/28/11	<3.9	NA	NA	NA	NA																

NA - Compound not analyzed

Underlined - Concentration exceeds preventive action limit

Bolded - Concentration exceeds enforcement standard

Table 2 Groundwater Analytical Summary, Better Brite - Zinc Shop

315 6th Street, De Pere, WI BRRTS # 02-05-000031

Sample Location	Date	Detected Parameters (µg/L)																			
		Hexavalent Chromium	Chromium	Iron	Sulfate	Sulfide	Antimony	Arsenic	Cadmium	Cyanide	Nickel	Silver	Thallium	Cobalt	Vanadium	1,1-DCA	1,1-DCE	PCE	1,1,1-TCA	TCE	VC
NR140 Preventive Action Limit		10	10	150	125,000	NO PAL	1.2	1	0.5	40	20	10	0.4	8	6	85	0.7	0.5	40	0.5	0.02
NR140 Enforcement Standard		100	100	300	250,000	NO ES	6	10	5	200	100	50	2	40	30	850	7	5	200	5	0.2
MW-8A	Oct-94	<10	<0.70	NA	NA	NA															
	Nov-94	<10	<2.5	NA	NA	NA															
	Apr-98	<10	<5	NA	NA	NA															
	May-00	<4.2	<u>16</u>	NA	NA	NA															
	Nov-00	<4.2	<u>34</u>	NA	NA	NA															
	Jun-01	<4.2	3.7	NA	NA	NA															
	Nov-01	<4.2	14	NA	NA	NA															
	May-02	<4.2	2.5	NA	NA	NA															
	DUP	<4.2	11	NA	NA	NA															
	Nov-02	<4.2	<u>20</u>	NA	NA	NA															
	May-03	<4.2	<u>13</u>	NA	NA	NA															
	May-04	3.9	0.59	NA	NA	NA															
	May-05	<5.0	2.6	NA	NA	NA															
	8/21/07	NA	0.92	NA	NA	NA															
8/24/10	<3.9	1.7"J"	NA	NA	NA																
6/28/11	<3.9	NA	NA	NA	NA																
MW-9	Aug-94	400	697	NA	NA	NA															
	Oct-94	470 J	442 J	NA	NA	NA															
	Apr-98	209	<5	NA	NA	NA															
	Jul-98	<u>60</u>	<u>75</u>	NA	NA	NA															
	Nov-00	<u>13</u>	<u>15</u>	NA	NA	NA															
	DUP	<u>19</u>	<u>51</u>	NA	NA	NA															
	Jun-01	<u>28</u>	180	NA	NA	NA															
	Nov-01	<u>35</u>	<u>76</u>	NA	NA	NA															
	May-02	<u>75</u>	<u>72</u>	NA	NA	NA															
	Nov-02	<u>67</u>	<u>80</u>	NA	NA	NA															
	May-03	<u>32</u>	<u>53</u>	NA	NA	NA															
	May-04	<u>54</u>	<u>63</u>	NA	NA	NA															
	Dup	<u>50</u>	<u>46</u>	NA	NA	NA															
	May-05	<u>28</u>	<u>41</u>	NA	NA	NA															
	Oct-06	<u>17</u>	<u>34</u>	NA	NA	NA															
	8/21/07	NA	<u>52</u>	NA	NA	NA															
	7/21/09	NA	<u>33.3</u>	NA	NA	NA															
	8/24/10	27	<u>30.3</u>	NA	NA	NA															
	6/28/11	<u>14</u>	NA	NA	NA	NA															
	10/23/12	<u>18 J</u>	NA	NA	NA	NA															
12/5/13	<3.4	NA	NA	NA	NA																
10/16/14	<3.9	NA	NA	NA	NA																
10/22/15	<3.9	NA	NA	NA	NA																
9/19/16	<26	NA	NA	NA	NA																
6/12/18	<130	NA	NA	NA	NA																
5/14/19	<51	NA	NA	NA	NA																

NA - Compound not analyzed

Underlined - Concentration exceeds preventive action limit

Bolded - Concentration exceeds enforcement standard

Table 2 Groundwater Analytical Summary, Better Brite - Zinc Shop

315 6th Street, De Pere, WI BRRTS # 02-05-000031

Sample Location	Date	Detected Parameters (µg/L)																			
		Hexavalent Chromium	Chromium	Iron	Sulfate	Sulfide	Antimony	Arsenic	Cadmium	Cyanide	Nickel	Silver	Thallium	Cobalt	Vanadium	1,1-DCA	1,1-DCE	PCE	1,1,1-TCA	TCE	VC
NR140 Preventive Action Limit		10	10	150	125,000	NO PAL	1.2	1	0.5	40	20	10	0.4	8	6	85	0.7	0.5	40	0.5	0.02
NR140 Enforcement Standard		100	100	300	250,000	NO ES	6	10	5	200	100	50	2	40	30	850	7	5	200	5	0.2
MW-10	Aug-94	60300	53100	NA	NA	NA															
	Oct-94	60800 J	43,500 J	NA	NA	NA															
	Nov-00	20000	18000	NA	NA	NA															
	Jun-01	<4.2	<u>20</u>	NA	NA	NA															
	Nov-02	35000	38000	NA	NA	NA															
	May-03	38000	37000	NA	NA	NA															
	May-04	25000	22000	NA	NA	NA															
	Nov-05	13000	13000	NA	NA	NA															
	Oct-06	14000	13000	NA	NA	NA															
	8/21/07	NA	17,000	NA	NA	NA															
	10/22/15	10,300	NA	NA	NA	NA															
	9/19/16	9,800	NA	NA	NA	NA															
	6/12/18	3,200	NA	NA	NA	NA															
5/14/19	1,500	NA	NA	NA	NA																
MW-11	May-95	<10	<1.0	NA	NA	NA															
	Apr-98	<10	<5	NA	NA	NA															
	May-00	<4.2	7.0	NA	NA	NA															
	Nov-00	<4.2	4.1	NA	NA	NA															
	Jun-01	<4.2	3.6	NA	NA	NA															
	Nov-01	<4.2	7.8	NA	NA	NA															
	May-02	17	<20	NA	NA	NA															
	Nov-02	<4.2	<u>27</u>	NA	NA	NA															
	May-03	<4.2	12	NA	NA	NA															
	May-04	<2.5	2.3	NA	NA	NA															
	May-05	<5.0	2.8	NA	NA	NA															
	8/24/10	<3.9	8.9	NA	NA	NA															
	6/28/11	<3.9	NA	NA	NA	NA															
MW-12	Mar-95	<10 J	<2.9	NA	NA	NA															
	May-95	<10	<1.0	NA	NA	NA															
	Apr-98	<10	<5	NA	NA	NA															
	May-00	<4.2	4.8	NA	NA	NA															
	Nov-00	<4.2	6	NA	NA	NA															
	Jun-01	<4.2	6.4	NA	NA	NA															
	Nov-01	<4.2	<0.52	NA	NA	NA															
	May-02	<4.2	4.8	NA	NA	NA															
	Nov-02	<4.2	1.3	NA	NA	NA															
	May-03	<4.2	1.3	NA	NA	NA															
	May-04	<2.5	1.8	NA	NA	NA															
	May-05	<5.0	8.1	NA	NA	NA															
	8/24/10	<3.9	6.5	NA	NA	NA															
6/28/11	<3.9	NA	NA	NA	NA																
MW-13	Mar-95	<10 J	<2.9	NA	NA	NA															
	May-95	<10	<1.0	NA	NA	NA															

NA - Compound not analyzed

Underlined - Concentration exceeds preventive action limit

Bolded - Concentration exceeds enforcement standard

Table 2 Groundwater Analytical Summary, Better Brite - Zinc Shop

315 6th Street, De Pere, WI BRRTS # 02-05-00031

Sample Location	Date	Detected Parameters (µg/L)																			
		Hexavalent Chromium	Chromium	Iron	Sulfate	Sulfide	Antimony	Arsenic	Cadmium	Cyanide	Nickel	Silver	Thallium	Cobalt	Vanadium	1,1-DCA	1,1-DCE	PCE	1,1,1-TCA	TCE	VC
NR140 Preventive Action Limit		10	10	150	125,000	NO PAL	1.2	1	0.5	40	20	10	0.4	8	6	85	0.7	0.5	40	0.5	0.02
NR140 Enforcement Standard		100	100	300	250,000	NO ES	6	10	5	200	100	50	2	40	30	850	7	5	200	5	0.2
Zinc Sump	Aug-94	89000	209000	NA	NA	NA															
	Oct-94	144900	277000	NA	NA	NA															
	Apr-98	66000	38300	NA	NA	NA															
	Jul-98	131000	131000	NA	NA	NA															
	May-00	1800	1700	NA	NA	NA															
	Nov-00	41000	27000	NA	NA	NA															
	Jun-01	40000	110000	NA	NA	NA															
	Nov-01	23000	56000	NA	NA	NA															
	May-02	43000	14000	NA	NA	NA															
	Nov-03	23000	30000	NA	NA	NA															
	May-03	8400	6800	NA	NA	NA															
	May-04	24000	6400	NA	NA	NA															
	May-05	15000	13000	NA	NA	NA															
	Oct-06	7500	5900	NA	NA	NA															
	8/21/07	NA	20,000	NA	NA	NA															
	7/21/09	NA	14,800	NA	NA	NA															
	8/24/10	12,100	11,300	NA	NA	NA	90.6	NA	NA	<u>40</u>	NA	NA	<2.2	2.5 J	4.7 J	<0.75	<0.57	<0.45	1.5	<0.48	<0.18
	6/28/11	4100	NA	NA	NA	NA	6.6	NA	NA	250	NA	NA	<2.2	2.5 J	4.7 J	1.2	<u>2.8</u>	<i>0.84</i>	38.9	<0.48	<0.18
	10/24/11	3,700	NA	NA	NA	NA	6.0 "J"	NA	NA	220	NA	NA	NA	NA	NA	NA	NA	NA	NA	NA	NA
	10/23/12	110	NA	NA	NA	NA	NA	NA	NA	<u>40</u>	NA	NA	NA	NA	NA	NA	NA	NA	NA	NA	NA
12/5/13	5,100	NA	NA	NA	NA	NA	NA	NA	340	NA	NA	NA	NA	NA	NA	NA	NA	NA	NA	NA	
10/16/14	9,600	NA	NA	NA	NA	NA	NA	NA	<u>190</u>	NA	NA	NA	NA	NA	NA	NA	NA	NA	NA	NA	
10/22/15	10,200	NA	NA	NA	NA	NA	NA	NA	220	NA	NA	NA	NA	NA	2.9	<u>2.5</u>	<u>1.2</u>	<u>49.0</u>	<0.33	<0.18	
9/19/16	14,000	NA	NA	NA	NA	<7.3	NA	NA	<u>160</u>	NA	NA	NA	NA	NA	1.4	<u>1.2</u>	<u>0.79J</u>	22.6	<0.33	<0.18	
6/13/18	9900	NA	NA	NA	NA	NA	NA	NA	<u>51</u>	NA	NA	NA	NA	NA	<0.24	<0.41	<0.50	2.1	<0.33	<0.18	
5/14/19	8100	NA	NA	NA	NA	NA	NA	NA	<u>100</u>	NA	NA	NA	NA	NA	0.68J	<u>1.2</u>	0.45J	14.1	<0.26	<0.17	
Private	Aug-94	<10	<10	NA	NA	NA															
Municipal	Aug-94	<10	<10	NA	NA	NA															
	DUP.	<10	<10	NA	NA	NA															
	Oct-94	<10	<10	NA	NA	NA															
USGS	DUP.	<10	<10	NA	NA	NA															
	Oct-94	<10	0.75 B	NA	NA	NA															
USGS-A	Oct-94	<10	<u>11.9</u>	NA	NA	NA															

NA - Compound not analyzed

Underlined - Concentration exceeds preventive action limit

Bolded - Concentration exceeds enforcement standard











May 28, 2019

Brian Wayner
Omni Associates, Inc.
One Systems Drive
Appleton, WI 549141654

RE: Project: N1969A07/010 BETTER BRITE
Pace Project No.: 40187578

Dear Brian Wayner:

Enclosed are the analytical results for sample(s) received by the laboratory on May 14, 2019. The results relate only to the samples included in this report. Results reported herein conform to the most current, applicable TNI/NELAC standards and the laboratory's Quality Assurance Manual, where applicable, unless otherwise noted in the body of the report.

If you have any questions concerning this report, please feel free to contact me.

Sincerely,



Steven Mleczo
steve.mleczo@pacelabs.com
(920)469-2436
Project Manager

Enclosures

cc: Chris Rogers, OMNI ASSOCIATES, INC.



REPORT OF LABORATORY ANALYSIS

This report shall not be reproduced, except in full,
without the written consent of Pace Analytical Services, LLC.

CERTIFICATIONS

Project: N1969A07/010 BETTER BRITE

Pace Project No.: 40187578

Green Bay Certification IDs

1241 Bellevue Street, Green Bay, WI 54302

Florida/NELAP Certification #: E87948

Illinois Certification #: 200050

Kentucky UST Certification #: 82

Louisiana Certification #: 04168

Minnesota Certification #: 055-999-334

New York Certification #: 12064

North Dakota Certification #: R-150

Virginia VELAP ID: 460263

South Carolina Certification #: 83006001

Texas Certification #: T104704529-14-1

Wisconsin Certification #: 405132750

Wisconsin DATCP Certification #: 105-444

USDA Soil Permit #: P330-16-00157

Federal Fish & Wildlife Permit #: LE51774A-0

Indiana Certification IDs

7726 Moller Road, Indianapolis, IN 46268

Illinois Certification #: 200074

Indiana Certification #: C-49-06

Kansas/NELAP Certification #: E-10177

Kentucky UST Certification #: 80226

Kentucky WW Certification #: 98019

Michigan Department of Environmental Quality, Laboratory
#9050

Ohio VAP Certification #: CL0065

Oklahoma Certification #: 2018-101

Texas Certification #: T104704355

West Virginia Certification #: 330

Wisconsin Certification #: 999788130

USDA Soil Permit #: P330-16-00257

REPORT OF LABORATORY ANALYSIS

This report shall not be reproduced, except in full,
without the written consent of Pace Analytical Services, LLC.

SAMPLE SUMMARY

Project: N1969A07/010 BETTER BRITE

Pace Project No.: 40187578

Lab ID	Sample ID	Matrix	Date Collected	Date Received
40187578001	TRIP BLANK	Water	05/14/19 09:15	05/14/19 15:39
40187578002	W-1	Water	05/14/19 12:11	05/14/19 15:39
40187578003	W-1A	Water	05/14/19 11:58	05/14/19 15:39
40187578004	MW-3R	Water	05/14/19 12:41	05/14/19 15:39
40187578005	MW-5	Water	05/14/19 13:43	05/14/19 15:39
40187578006	MW-6	Water	05/14/19 11:27	05/14/19 15:39
40187578007	MW-9	Water	05/14/19 09:56	05/14/19 15:39
40187578008	MW-10	Water	05/14/19 10:45	05/14/19 15:39
40187578009	ZINC SUMP	Water	05/14/19 13:08	05/14/19 15:39

REPORT OF LABORATORY ANALYSIS

This report shall not be reproduced, except in full,
without the written consent of Pace Analytical Services, LLC.

SAMPLE ANALYTE COUNT

Project: N1969A07/010 BETTER BRITE
Pace Project No.: 40187578

Lab ID	Sample ID	Method	Analysts	Analytes Reported	Laboratory
40187578001	TRIP BLANK	EPA 8260	LAP	64	PASI-G
40187578002	W-1	SM 3500-Cr B (Online)	DEY	1	PASI-G
40187578003	W-1A	SM 3500-Cr B (Online)	DEY	1	PASI-G
40187578004	MW-3R	SM 3500-Cr B (Online)	DEY	1	PASI-G
40187578005	MW-5	SM 3500-Cr B (Online)	DEY	1	PASI-G
40187578006	MW-6	SM 3500-Cr B (Online)	DEY	1	PASI-G
40187578007	MW-9	SM 3500-Cr B (Online)	DEY	1	PASI-G
40187578008	MW-10	SM 3500-Cr B (Online)	DEY	1	PASI-G
40187578009	ZINC SUMP	EPA 8260	LAP	64	PASI-G
		SM 3500-Cr B (Online)	DEY	1	PASI-G
		EPA 335.4	GWA	1	PASI-I

REPORT OF LABORATORY ANALYSIS

This report shall not be reproduced, except in full,
without the written consent of Pace Analytical Services, LLC.

ANALYTICAL RESULTS

Project: N1969A07/010 BETTER BRITE

Pace Project No.: 40187578

Sample: TRIP BLANK **Lab ID: 40187578001** Collected: 05/14/19 09:15 Received: 05/14/19 15:39 Matrix: Water

Parameters	Results	Units	LOQ	LOD	DF	Prepared	Analyzed	CAS No.	Qual
8260 MSV Analytical Method: EPA 8260									
Benzene	<0.25	ug/L	1.0	0.25	1		05/16/19 12:37	71-43-2	
Bromobenzene	<0.24	ug/L	1.0	0.24	1		05/16/19 12:37	108-86-1	
Bromochloromethane	<0.36	ug/L	5.0	0.36	1		05/16/19 12:37	74-97-5	
Bromodichloromethane	<0.36	ug/L	1.2	0.36	1		05/16/19 12:37	75-27-4	
Bromoform	<4.0	ug/L	13.2	4.0	1		05/16/19 12:37	75-25-2	
Bromomethane	<0.97	ug/L	5.0	0.97	1		05/16/19 12:37	74-83-9	
n-Butylbenzene	<0.71	ug/L	2.4	0.71	1		05/16/19 12:37	104-51-8	
sec-Butylbenzene	<0.85	ug/L	5.0	0.85	1		05/16/19 12:37	135-98-8	
tert-Butylbenzene	<0.30	ug/L	1.0	0.30	1		05/16/19 12:37	98-06-6	
Carbon tetrachloride	<0.17	ug/L	1.0	0.17	1		05/16/19 12:37	56-23-5	
Chlorobenzene	<0.71	ug/L	2.4	0.71	1		05/16/19 12:37	108-90-7	
Chloroethane	<1.3	ug/L	5.0	1.3	1		05/16/19 12:37	75-00-3	
Chloroform	<1.3	ug/L	5.0	1.3	1		05/16/19 12:37	67-66-3	
Chloromethane	<2.2	ug/L	7.3	2.2	1		05/16/19 12:37	74-87-3	
2-Chlorotoluene	<0.93	ug/L	5.0	0.93	1		05/16/19 12:37	95-49-8	
4-Chlorotoluene	<0.76	ug/L	2.5	0.76	1		05/16/19 12:37	106-43-4	
1,2-Dibromo-3-chloropropane	<1.8	ug/L	5.9	1.8	1		05/16/19 12:37	96-12-8	
Dibromochloromethane	<2.6	ug/L	8.7	2.6	1		05/16/19 12:37	124-48-1	
1,2-Dibromoethane (EDB)	<0.83	ug/L	2.8	0.83	1		05/16/19 12:37	106-93-4	
Dibromomethane	<0.94	ug/L	3.1	0.94	1		05/16/19 12:37	74-95-3	
1,2-Dichlorobenzene	<0.71	ug/L	2.4	0.71	1		05/16/19 12:37	95-50-1	
1,3-Dichlorobenzene	<0.63	ug/L	2.1	0.63	1		05/16/19 12:37	541-73-1	
1,4-Dichlorobenzene	<0.94	ug/L	3.1	0.94	1		05/16/19 12:37	106-46-7	
Dichlorodifluoromethane	<0.50	ug/L	5.0	0.50	1		05/16/19 12:37	75-71-8	
1,1-Dichloroethane	<0.27	ug/L	1.0	0.27	1		05/16/19 12:37	75-34-3	
1,2-Dichloroethane	<0.28	ug/L	1.0	0.28	1		05/16/19 12:37	107-06-2	
1,1-Dichloroethene	<0.24	ug/L	1.0	0.24	1		05/16/19 12:37	75-35-4	
cis-1,2-Dichloroethene	<0.27	ug/L	1.0	0.27	1		05/16/19 12:37	156-59-2	
trans-1,2-Dichloroethene	<1.1	ug/L	3.6	1.1	1		05/16/19 12:37	156-60-5	
1,2-Dichloropropane	<0.28	ug/L	1.0	0.28	1		05/16/19 12:37	78-87-5	
1,3-Dichloropropane	<0.83	ug/L	2.8	0.83	1		05/16/19 12:37	142-28-9	
2,2-Dichloropropane	<2.3	ug/L	7.6	2.3	1		05/16/19 12:37	594-20-7	
1,1-Dichloropropene	<0.54	ug/L	1.8	0.54	1		05/16/19 12:37	563-58-6	
cis-1,3-Dichloropropene	<3.6	ug/L	12.1	3.6	1		05/16/19 12:37	10061-01-5	
trans-1,3-Dichloropropene	<4.4	ug/L	14.6	4.4	1		05/16/19 12:37	10061-02-6	
Diisopropyl ether	<1.9	ug/L	6.3	1.9	1		05/16/19 12:37	108-20-3	
Ethylbenzene	<0.22	ug/L	1.0	0.22	1		05/16/19 12:37	100-41-4	
Hexachloro-1,3-butadiene	<1.2	ug/L	5.0	1.2	1		05/16/19 12:37	87-68-3	
Isopropylbenzene (Cumene)	<0.39	ug/L	5.0	0.39	1		05/16/19 12:37	98-82-8	
p-Isopropyltoluene	<0.80	ug/L	2.7	0.80	1		05/16/19 12:37	99-87-6	
Methylene Chloride	<0.58	ug/L	5.0	0.58	1		05/16/19 12:37	75-09-2	
Methyl-tert-butyl ether	<1.2	ug/L	4.2	1.2	1		05/16/19 12:37	1634-04-4	
Naphthalene	<1.2	ug/L	5.0	1.2	1		05/16/19 12:37	91-20-3	
n-Propylbenzene	<0.81	ug/L	5.0	0.81	1		05/16/19 12:37	103-65-1	
Styrene	<0.47	ug/L	1.6	0.47	1		05/16/19 12:37	100-42-5	
1,1,1,2-Tetrachloroethane	<0.27	ug/L	1.0	0.27	1		05/16/19 12:37	630-20-6	

REPORT OF LABORATORY ANALYSIS

This report shall not be reproduced, except in full,
without the written consent of Pace Analytical Services, LLC.

ANALYTICAL RESULTS

Project: N1969A07/010 BETTER BRITE

Pace Project No.: 40187578

Sample: TRIP BLANK									
		Lab ID: 40187578001	Collected: 05/14/19 09:15		Received: 05/14/19 15:39		Matrix: Water		
Parameters	Results	Units	LOQ	LOD	DF	Prepared	Analyzed	CAS No.	Qual
8260 MSV									
Analytical Method: EPA 8260									
1,1,2,2-Tetrachloroethane	<0.28	ug/L	1.0	0.28	1		05/16/19 12:37	79-34-5	
Tetrachloroethene	<0.33	ug/L	1.1	0.33	1		05/16/19 12:37	127-18-4	
Toluene	<0.17	ug/L	5.0	0.17	1		05/16/19 12:37	108-88-3	
1,2,3-Trichlorobenzene	<0.63	ug/L	5.0	0.63	1		05/16/19 12:37	87-61-6	
1,2,4-Trichlorobenzene	<0.95	ug/L	5.0	0.95	1		05/16/19 12:37	120-82-1	
1,1,1-Trichloroethane	<0.24	ug/L	1.0	0.24	1		05/16/19 12:37	71-55-6	
1,1,2-Trichloroethane	<0.55	ug/L	5.0	0.55	1		05/16/19 12:37	79-00-5	
Trichloroethene	<0.26	ug/L	1.0	0.26	1		05/16/19 12:37	79-01-6	
Trichlorofluoromethane	<0.21	ug/L	1.0	0.21	1		05/16/19 12:37	75-69-4	
1,2,3-Trichloropropane	<0.59	ug/L	5.0	0.59	1		05/16/19 12:37	96-18-4	
1,2,4-Trimethylbenzene	<0.84	ug/L	2.8	0.84	1		05/16/19 12:37	95-63-6	
1,3,5-Trimethylbenzene	<0.87	ug/L	2.9	0.87	1		05/16/19 12:37	108-67-8	
Vinyl chloride	<0.17	ug/L	1.0	0.17	1		05/16/19 12:37	75-01-4	
m&p-Xylene	<0.47	ug/L	2.0	0.47	1		05/16/19 12:37	179601-23-1	
o-Xylene	<0.26	ug/L	1.0	0.26	1		05/16/19 12:37	95-47-6	
Surrogates									
4-Bromofluorobenzene (S)	87	%	70-130		1		05/16/19 12:37	460-00-4	
Dibromofluoromethane (S)	104	%	70-130		1		05/16/19 12:37	1868-53-7	
Toluene-d8 (S)	95	%	70-130		1		05/16/19 12:37	2037-26-5	

Sample: W-1									
		Lab ID: 40187578002	Collected: 05/14/19 12:11		Received: 05/14/19 15:39		Matrix: Water		
Parameters	Results	Units	LOQ	LOD	DF	Prepared	Analyzed	CAS No.	Qual
Chromium, Hexavalent									
Analytical Method: SM 3500-Cr B (Online)									
Chromium, Hexavalent	4.4	mg/L	0.43	0.13	25		05/15/19 09:15		

Sample: W-1A									
		Lab ID: 40187578003	Collected: 05/14/19 11:58		Received: 05/14/19 15:39		Matrix: Water		
Parameters	Results	Units	LOQ	LOD	DF	Prepared	Analyzed	CAS No.	Qual
Chromium, Hexavalent									
Analytical Method: SM 3500-Cr B (Online)									
Chromium, Hexavalent	1.8	mg/L	0.17	0.051	10		05/15/19 09:15		

Sample: MW-3R									
		Lab ID: 40187578004	Collected: 05/14/19 12:41		Received: 05/14/19 15:39		Matrix: Water		
Parameters	Results	Units	LOQ	LOD	DF	Prepared	Analyzed	CAS No.	Qual
Chromium, Hexavalent									
Analytical Method: SM 3500-Cr B (Online)									
Chromium, Hexavalent	0.088	mg/L	0.043	0.013	2.5		05/15/19 09:15		

REPORT OF LABORATORY ANALYSIS

This report shall not be reproduced, except in full,
without the written consent of Pace Analytical Services, LLC.

ANALYTICAL RESULTS

Project: N1969A07/010 BETTER BRITE

Pace Project No.: 40187578

Sample: MW-5 **Lab ID: 40187578005** Collected: 05/14/19 13:43 Received: 05/14/19 15:39 Matrix: Water

Parameters	Results	Units	LOQ	LOD	DF	Prepared	Analyzed	CAS No.	Qual
Chromium, Hexavalent Analytical Method: SM 3500-Cr B (Online)									
Chromium, Hexavalent	<0.051	mg/L	0.17	0.051	10		05/15/19 09:15		D3

Sample: MW-6 **Lab ID: 40187578006** Collected: 05/14/19 11:27 Received: 05/14/19 15:39 Matrix: Water

Parameters	Results	Units	LOQ	LOD	DF	Prepared	Analyzed	CAS No.	Qual
Chromium, Hexavalent Analytical Method: SM 3500-Cr B (Online)									
Chromium, Hexavalent	1.2	mg/L	0.17	0.051	10		05/15/19 09:15		

Sample: MW-9 **Lab ID: 40187578007** Collected: 05/14/19 09:56 Received: 05/14/19 15:39 Matrix: Water

Parameters	Results	Units	LOQ	LOD	DF	Prepared	Analyzed	CAS No.	Qual
Chromium, Hexavalent Analytical Method: SM 3500-Cr B (Online)									
Chromium, Hexavalent	<0.051	mg/L	0.17	0.051	10		05/15/19 09:15		D3

Sample: MW-10 **Lab ID: 40187578008** Collected: 05/14/19 10:45 Received: 05/14/19 15:39 Matrix: Water

Parameters	Results	Units	LOQ	LOD	DF	Prepared	Analyzed	CAS No.	Qual
Chromium, Hexavalent Analytical Method: SM 3500-Cr B (Online)									
Chromium, Hexavalent	1.5	mg/L	0.43	0.13	25		05/15/19 09:15		

Sample: ZINC SUMP **Lab ID: 40187578009** Collected: 05/14/19 13:08 Received: 05/14/19 15:39 Matrix: Water

Parameters	Results	Units	LOQ	LOD	DF	Prepared	Analyzed	CAS No.	Qual
8260 MSV Analytical Method: EPA 8260									
Benzene	<0.25	ug/L	1.0	0.25	1		05/16/19 12:59	71-43-2	
Bromobenzene	<0.24	ug/L	1.0	0.24	1		05/16/19 12:59	108-86-1	
Bromochloromethane	<0.36	ug/L	5.0	0.36	1		05/16/19 12:59	74-97-5	
Bromodichloromethane	<0.36	ug/L	1.2	0.36	1		05/16/19 12:59	75-27-4	
Bromoform	<4.0	ug/L	13.2	4.0	1		05/16/19 12:59	75-25-2	
Bromomethane	<0.97	ug/L	5.0	0.97	1		05/16/19 12:59	74-83-9	R1
n-Butylbenzene	<0.71	ug/L	2.4	0.71	1		05/16/19 12:59	104-51-8	
sec-Butylbenzene	<0.85	ug/L	5.0	0.85	1		05/16/19 12:59	135-98-8	
tert-Butylbenzene	<0.30	ug/L	1.0	0.30	1		05/16/19 12:59	98-06-6	
Carbon tetrachloride	<0.17	ug/L	1.0	0.17	1		05/16/19 12:59	56-23-5	
Chlorobenzene	<0.71	ug/L	2.4	0.71	1		05/16/19 12:59	108-90-7	

REPORT OF LABORATORY ANALYSIS

This report shall not be reproduced, except in full,
without the written consent of Pace Analytical Services, LLC.

ANALYTICAL RESULTS

Project: N1969A07/010 BETTER BRITE

Pace Project No.: 40187578

Sample: ZINC SUMP Lab ID: 40187578009 Collected: 05/14/19 13:08 Received: 05/14/19 15:39 Matrix: Water

Parameters	Results	Units	LOQ	LOD	DF	Prepared	Analyzed	CAS No.	Qual
8260 MSV Analytical Method: EPA 8260									
Chloroethane	<1.3	ug/L	5.0	1.3	1		05/16/19 12:59	75-00-3	R1
Chloroform	<1.3	ug/L	5.0	1.3	1		05/16/19 12:59	67-66-3	
Chloromethane	<2.2	ug/L	7.3	2.2	1		05/16/19 12:59	74-87-3	R1
2-Chlorotoluene	<0.93	ug/L	5.0	0.93	1		05/16/19 12:59	95-49-8	
4-Chlorotoluene	<0.76	ug/L	2.5	0.76	1		05/16/19 12:59	106-43-4	
1,2-Dibromo-3-chloropropane	<1.8	ug/L	5.9	1.8	1		05/16/19 12:59	96-12-8	
Dibromochloromethane	<2.6	ug/L	8.7	2.6	1		05/16/19 12:59	124-48-1	
1,2-Dibromoethane (EDB)	<0.83	ug/L	2.8	0.83	1		05/16/19 12:59	106-93-4	
Dibromomethane	<0.94	ug/L	3.1	0.94	1		05/16/19 12:59	74-95-3	
1,2-Dichlorobenzene	<0.71	ug/L	2.4	0.71	1		05/16/19 12:59	95-50-1	
1,3-Dichlorobenzene	<0.63	ug/L	2.1	0.63	1		05/16/19 12:59	541-73-1	
1,4-Dichlorobenzene	<0.94	ug/L	3.1	0.94	1		05/16/19 12:59	106-46-7	
Dichlorodifluoromethane	<0.50	ug/L	5.0	0.50	1		05/16/19 12:59	75-71-8	R1
1,1-Dichloroethane	0.68J	ug/L	1.0	0.27	1		05/16/19 12:59	75-34-3	
1,2-Dichloroethane	<0.28	ug/L	1.0	0.28	1		05/16/19 12:59	107-06-2	M1
1,1-Dichloroethene	1.2	ug/L	1.0	0.24	1		05/16/19 12:59	75-35-4	R1
cis-1,2-Dichloroethene	<0.27	ug/L	1.0	0.27	1		05/16/19 12:59	156-59-2	
trans-1,2-Dichloroethene	<1.1	ug/L	3.6	1.1	1		05/16/19 12:59	156-60-5	
1,2-Dichloropropane	<0.28	ug/L	1.0	0.28	1		05/16/19 12:59	78-87-5	
1,3-Dichloropropane	<0.83	ug/L	2.8	0.83	1		05/16/19 12:59	142-28-9	
2,2-Dichloropropane	<2.3	ug/L	7.6	2.3	1		05/16/19 12:59	594-20-7	
1,1-Dichloropropene	<0.54	ug/L	1.8	0.54	1		05/16/19 12:59	563-58-6	
cis-1,3-Dichloropropene	<3.6	ug/L	12.1	3.6	1		05/16/19 12:59	10061-01-5	
trans-1,3-Dichloropropene	<4.4	ug/L	14.6	4.4	1		05/16/19 12:59	10061-02-6	
Diisopropyl ether	<1.9	ug/L	6.3	1.9	1		05/16/19 12:59	108-20-3	M1
Ethylbenzene	<0.22	ug/L	1.0	0.22	1		05/16/19 12:59	100-41-4	
Hexachloro-1,3-butadiene	<1.2	ug/L	5.0	1.2	1		05/16/19 12:59	87-68-3	
Isopropylbenzene (Cumene)	<0.39	ug/L	5.0	0.39	1		05/16/19 12:59	98-82-8	
p-Isopropyltoluene	<0.80	ug/L	2.7	0.80	1		05/16/19 12:59	99-87-6	
Methylene Chloride	<0.58	ug/L	5.0	0.58	1		05/16/19 12:59	75-09-2	
Methyl-tert-butyl ether	<1.2	ug/L	4.2	1.2	1		05/16/19 12:59	1634-04-4	
Naphthalene	<1.2	ug/L	5.0	1.2	1		05/16/19 12:59	91-20-3	
n-Propylbenzene	<0.81	ug/L	5.0	0.81	1		05/16/19 12:59	103-65-1	
Styrene	<0.47	ug/L	1.6	0.47	1		05/16/19 12:59	100-42-5	
1,1,1,2-Tetrachloroethane	<0.27	ug/L	1.0	0.27	1		05/16/19 12:59	630-20-6	
1,1,2,2-Tetrachloroethane	<0.28	ug/L	1.0	0.28	1		05/16/19 12:59	79-34-5	
Tetrachloroethene	0.45J	ug/L	1.1	0.33	1		05/16/19 12:59	127-18-4	
Toluene	<0.17	ug/L	5.0	0.17	1		05/16/19 12:59	108-88-3	
1,2,3-Trichlorobenzene	<0.63	ug/L	5.0	0.63	1		05/16/19 12:59	87-61-6	
1,2,4-Trichlorobenzene	<0.95	ug/L	5.0	0.95	1		05/16/19 12:59	120-82-1	
1,1,1-Trichloroethane	14.1	ug/L	1.0	0.24	1		05/16/19 12:59	71-55-6	
1,1,2-Trichloroethane	<0.55	ug/L	5.0	0.55	1		05/16/19 12:59	79-00-5	
Trichloroethene	<0.26	ug/L	1.0	0.26	1		05/16/19 12:59	79-01-6	
Trichlorofluoromethane	<0.21	ug/L	1.0	0.21	1		05/16/19 12:59	75-69-4	R1
1,2,3-Trichloropropane	<0.59	ug/L	5.0	0.59	1		05/16/19 12:59	96-18-4	
1,2,4-Trimethylbenzene	<0.84	ug/L	2.8	0.84	1		05/16/19 12:59	95-63-6	

REPORT OF LABORATORY ANALYSIS

This report shall not be reproduced, except in full,
without the written consent of Pace Analytical Services, LLC.

ANALYTICAL RESULTS

Project: N1969A07/010 BETTER BRITE

Pace Project No.: 40187578

Sample: ZINC SUMP **Lab ID: 40187578009** Collected: 05/14/19 13:08 Received: 05/14/19 15:39 Matrix: Water

Parameters	Results	Units	LOQ	LOD	DF	Prepared	Analyzed	CAS No.	Qual
8260 MSV									
Analytical Method: EPA 8260									
1,3,5-Trimethylbenzene	<0.87	ug/L	2.9	0.87	1		05/16/19 12:59	108-67-8	
Vinyl chloride	<0.17	ug/L	1.0	0.17	1		05/16/19 12:59	75-01-4	R1
m&p-Xylene	<0.47	ug/L	2.0	0.47	1		05/16/19 12:59	179601-23-1	
o-Xylene	<0.26	ug/L	1.0	0.26	1		05/16/19 12:59	95-47-6	
Surrogates									
4-Bromofluorobenzene (S)	85	%	70-130		1		05/16/19 12:59	460-00-4	
Dibromofluoromethane (S)	103	%	70-130		1		05/16/19 12:59	1868-53-7	
Toluene-d8 (S)	96	%	70-130		1		05/16/19 12:59	2037-26-5	
Chromium, Hexavalent									
Analytical Method: SM 3500-Cr B (Online)									
Chromium, Hexavalent	8.1	mg/L	0.86	0.26	50		05/15/19 09:15		
335.4 Cyanide, Total									
Analytical Method: EPA 335.4 Preparation Method: EPA 335.4									
Cyanide	0.10	mg/L	0.012	0.0037	1	05/23/19 08:16	05/23/19 16:40	57-12-5	

REPORT OF LABORATORY ANALYSIS

This report shall not be reproduced, except in full,
without the written consent of Pace Analytical Services, LLC.

QUALITY CONTROL DATA

Project: N1969A07/010 BETTER BRITE

Pace Project No.: 40187578

QC Batch: 321411 Analysis Method: EPA 8260
QC Batch Method: EPA 8260 Analysis Description: 8260 MSV
Associated Lab Samples: 40187578001, 40187578009

METHOD BLANK: 1866651 Matrix: Water

Associated Lab Samples: 40187578001, 40187578009

Parameter	Units	Blank Result	Reporting Limit	Analyzed	Qualifiers
1,1,1,2-Tetrachloroethane	ug/L	<0.27	1.0	05/16/19 10:23	
1,1,1-Trichloroethane	ug/L	<0.24	1.0	05/16/19 10:23	
1,1,2,2-Tetrachloroethane	ug/L	<0.28	1.0	05/16/19 10:23	
1,1,2-Trichloroethane	ug/L	<0.55	5.0	05/16/19 10:23	
1,1-Dichloroethane	ug/L	<0.27	1.0	05/16/19 10:23	
1,1-Dichloroethene	ug/L	<0.24	1.0	05/16/19 10:23	
1,1-Dichloropropene	ug/L	<0.54	1.8	05/16/19 10:23	
1,2,3-Trichlorobenzene	ug/L	<0.63	5.0	05/16/19 10:23	
1,2,3-Trichloropropane	ug/L	<0.59	5.0	05/16/19 10:23	
1,2,4-Trichlorobenzene	ug/L	<0.95	5.0	05/16/19 10:23	
1,2,4-Trimethylbenzene	ug/L	<0.84	2.8	05/16/19 10:23	
1,2-Dibromo-3-chloropropane	ug/L	<1.8	5.9	05/16/19 10:23	
1,2-Dibromoethane (EDB)	ug/L	<0.83	2.8	05/16/19 10:23	
1,2-Dichlorobenzene	ug/L	<0.71	2.4	05/16/19 10:23	
1,2-Dichloroethane	ug/L	<0.28	1.0	05/16/19 10:23	
1,2-Dichloropropane	ug/L	<0.28	1.0	05/16/19 10:23	
1,3,5-Trimethylbenzene	ug/L	<0.87	2.9	05/16/19 10:23	
1,3-Dichlorobenzene	ug/L	<0.63	2.1	05/16/19 10:23	
1,3-Dichloropropane	ug/L	<0.83	2.8	05/16/19 10:23	
1,4-Dichlorobenzene	ug/L	<0.94	3.1	05/16/19 10:23	
2,2-Dichloropropane	ug/L	<2.3	7.6	05/16/19 10:23	
2-Chlorotoluene	ug/L	<0.93	5.0	05/16/19 10:23	
4-Chlorotoluene	ug/L	<0.76	2.5	05/16/19 10:23	
Benzene	ug/L	<0.25	1.0	05/16/19 10:23	
Bromobenzene	ug/L	<0.24	1.0	05/16/19 10:23	
Bromochloromethane	ug/L	<0.36	5.0	05/16/19 10:23	
Bromodichloromethane	ug/L	<0.36	1.2	05/16/19 10:23	
Bromoform	ug/L	<4.0	13.2	05/16/19 10:23	
Bromomethane	ug/L	<0.97	5.0	05/16/19 10:23	
Carbon tetrachloride	ug/L	<0.17	1.0	05/16/19 10:23	
Chlorobenzene	ug/L	<0.71	2.4	05/16/19 10:23	
Chloroethane	ug/L	<1.3	5.0	05/16/19 10:23	
Chloroform	ug/L	<1.3	5.0	05/16/19 10:23	
Chloromethane	ug/L	<2.2	7.3	05/16/19 10:23	
cis-1,2-Dichloroethene	ug/L	<0.27	1.0	05/16/19 10:23	
cis-1,3-Dichloropropene	ug/L	<3.6	12.1	05/16/19 10:23	
Dibromochloromethane	ug/L	<2.6	8.7	05/16/19 10:23	
Dibromomethane	ug/L	<0.94	3.1	05/16/19 10:23	
Dichlorodifluoromethane	ug/L	<0.50	5.0	05/16/19 10:23	
Diisopropyl ether	ug/L	<1.9	6.3	05/16/19 10:23	
Ethylbenzene	ug/L	<0.22	1.0	05/16/19 10:23	

Results presented on this page are in the units indicated by the "Units" column except where an alternate unit is presented to the right of the result.

REPORT OF LABORATORY ANALYSIS

This report shall not be reproduced, except in full,
without the written consent of Pace Analytical Services, LLC.

QUALITY CONTROL DATA

Project: N1969A07/010 BETTER BRITE

Pace Project No.: 40187578

METHOD BLANK: 1866651

Matrix: Water

Associated Lab Samples: 40187578001, 40187578009

Parameter	Units	Blank Result	Reporting Limit	Analyzed	Qualifiers
Hexachloro-1,3-butadiene	ug/L	<1.2	5.0	05/16/19 10:23	
Isopropylbenzene (Cumene)	ug/L	<0.39	5.0	05/16/19 10:23	
m&p-Xylene	ug/L	<0.47	2.0	05/16/19 10:23	
Methyl-tert-butyl ether	ug/L	<1.2	4.2	05/16/19 10:23	
Methylene Chloride	ug/L	<0.58	5.0	05/16/19 10:23	
n-Butylbenzene	ug/L	<0.71	2.4	05/16/19 10:23	
n-Propylbenzene	ug/L	<0.81	5.0	05/16/19 10:23	
Naphthalene	ug/L	<1.2	5.0	05/16/19 10:23	
o-Xylene	ug/L	<0.26	1.0	05/16/19 10:23	
p-Isopropyltoluene	ug/L	<0.80	2.7	05/16/19 10:23	
sec-Butylbenzene	ug/L	<0.85	5.0	05/16/19 10:23	
Styrene	ug/L	<0.47	1.6	05/16/19 10:23	
tert-Butylbenzene	ug/L	<0.30	1.0	05/16/19 10:23	
Tetrachloroethene	ug/L	<0.33	1.1	05/16/19 10:23	
Toluene	ug/L	<0.17	5.0	05/16/19 10:23	
trans-1,2-Dichloroethene	ug/L	<1.1	3.6	05/16/19 10:23	
trans-1,3-Dichloropropene	ug/L	<4.4	14.6	05/16/19 10:23	
Trichloroethene	ug/L	<0.26	1.0	05/16/19 10:23	
Trichlorofluoromethane	ug/L	<0.21	1.0	05/16/19 10:23	
Vinyl chloride	ug/L	<0.17	1.0	05/16/19 10:23	
4-Bromofluorobenzene (S)	%	93	70-130	05/16/19 10:23	
Dibromofluoromethane (S)	%	103	70-130	05/16/19 10:23	
Toluene-d8 (S)	%	93	70-130	05/16/19 10:23	

LABORATORY CONTROL SAMPLE: 1866652

Parameter	Units	Spike Conc.	LCS Result	LCS % Rec	% Rec Limits	Qualifiers
1,1,1,2-Tetrachloroethane	ug/L	50	49.8	100	70-130	
1,1,1-Trichloroethane	ug/L	50	49.0	98	70-130	
1,1,2,2-Tetrachloroethane	ug/L	50	37.6	75	70-130	
1,1,2-Trichloroethane	ug/L	50	39.7	79	70-130	
1,1-Dichloroethane	ug/L	50	41.8	84	73-150	
1,1-Dichloroethene	ug/L	50	61.6	123	73-138	
1,1-Dichloropropene	ug/L	50	46.4	93	70-130	
1,2,3-Trichlorobenzene	ug/L	50	41.6	83	70-130	
1,2,3-Trichloropropane	ug/L	50	36.2	72	70-130	
1,2,4-Trichlorobenzene	ug/L	50	44.2	88	70-130	
1,2,4-Trimethylbenzene	ug/L	50	46.9	94	70-130	
1,2-Dibromo-3-chloropropane	ug/L	50	34.6	69	64-129	
1,2-Dibromoethane (EDB)	ug/L	50	40.5	81	70-130	
1,2-Dichlorobenzene	ug/L	50	46.3	93	70-130	
1,2-Dichloroethane	ug/L	50	37.7	75	75-140	
1,2-Dichloropropane	ug/L	50	44.6	89	73-135	
1,3,5-Trimethylbenzene	ug/L	50	47.9	96	70-130	

Results presented on this page are in the units indicated by the "Units" column except where an alternate unit is presented to the right of the result.

REPORT OF LABORATORY ANALYSIS

This report shall not be reproduced, except in full,
without the written consent of Pace Analytical Services, LLC.

QUALITY CONTROL DATA

Project: N1969A07/010 BETTER BRITE

Pace Project No.: 40187578

LABORATORY CONTROL SAMPLE: 1866652

Parameter	Units	Spike Conc.	LCS Result	LCS % Rec	% Rec Limits	Qualifiers
1,3-Dichlorobenzene	ug/L	50	48.4	97	70-130	
1,3-Dichloropropane	ug/L	50	39.8	80	70-130	
1,4-Dichlorobenzene	ug/L	50	45.5	91	70-130	
2,2-Dichloropropane	ug/L	50	53.5	107	70-130	
2-Chlorotoluene	ug/L	50	45.9	92	70-130	
4-Chlorotoluene	ug/L	50	47.5	95	70-130	
Benzene	ug/L	50	40.2	80	70-130	
Bromobenzene	ug/L	50	45.7	91	70-130	
Bromochloromethane	ug/L	50	44.7	89	70-130	
Bromodichloromethane	ug/L	50	44.2	88	70-130	
Bromoform	ug/L	50	44.2	88	68-129	
Bromomethane	ug/L	50	62.8	126	18-159	
Carbon tetrachloride	ug/L	50	48.3	97	70-130	
Chlorobenzene	ug/L	50	47.6	95	70-130	
Chloroethane	ug/L	50	47.2	94	53-147	
Chloroform	ug/L	50	45.3	91	74-136	
Chloromethane	ug/L	50	44.0	88	29-115	
cis-1,2-Dichloroethene	ug/L	50	46.0	92	70-130	
cis-1,3-Dichloropropene	ug/L	50	45.9	92	70-130	
Dibromochloromethane	ug/L	50	41.0	82	70-130	
Dibromomethane	ug/L	50	42.9	86	70-130	
Dichlorodifluoromethane	ug/L	50	31.0	62	10-130	
Diisopropyl ether	ug/L	50	37.7	75	70-130	
Ethylbenzene	ug/L	50	50.7	101	80-124	
Hexachloro-1,3-butadiene	ug/L	50	46.6	93	70-130	
Isopropylbenzene (Cumene)	ug/L	50	54.7	109	70-130	
m&p-Xylene	ug/L	100	104	104	70-130	
Methyl-tert-butyl ether	ug/L	50	57.4	115	54-137	
Methylene Chloride	ug/L	50	56.6	113	73-138	
n-Butylbenzene	ug/L	50	49.1	98	70-130	
n-Propylbenzene	ug/L	50	48.4	97	70-130	
Naphthalene	ug/L	50	35.6	71	70-130	
o-Xylene	ug/L	50	53.9	108	70-130	
p-Isopropyltoluene	ug/L	50	50.1	100	70-130	
sec-Butylbenzene	ug/L	50	50.1	100	70-130	
Styrene	ug/L	50	52.4	105	70-130	
tert-Butylbenzene	ug/L	50	48.4	97	70-130	
Tetrachloroethene	ug/L	50	46.0	92	70-130	
Toluene	ug/L	50	45.1	90	80-126	
trans-1,2-Dichloroethene	ug/L	50	59.7	119	73-145	
trans-1,3-Dichloropropene	ug/L	50	39.0	78	70-130	
Trichloroethene	ug/L	50	46.9	94	70-130	
Trichlorofluoromethane	ug/L	50	55.4	111	76-147	
Vinyl chloride	ug/L	50	46.9	94	51-120	
4-Bromofluorobenzene (S)	%			103	70-130	
Dibromofluoromethane (S)	%			99	70-130	
Toluene-d8 (S)	%			94	70-130	

Results presented on this page are in the units indicated by the "Units" column except where an alternate unit is presented to the right of the result.

REPORT OF LABORATORY ANALYSIS

This report shall not be reproduced, except in full,
without the written consent of Pace Analytical Services, LLC.

QUALITY CONTROL DATA

Project: N1969A07/010 BETTER BRITE

Pace Project No.: 40187578

Parameter	Units	1867197		1867198		MS Result	MSD Result	MS % Rec	MSD % Rec	% Rec Limits	Max RPD	RPD	Qual
		40187578009 Result	MS Spike Conc.	MSD Spike Conc.	MS Result								
1,1,1,2-Tetrachloroethane	ug/L	<0.27	50	50	45.0	48.1	90	96	70-130	7	20		
1,1,1-Trichloroethane	ug/L	14.1	50	50	54.1	56.2	80	84	70-130	4	20		
1,1,2,2-Tetrachloroethane	ug/L	<0.28	50	50	38.7	39.8	77	80	70-130	3	20		
1,1,2-Trichloroethane	ug/L	<0.55	50	50	39.4	41.0	79	82	70-137	4	20		
1,1-Dichloroethane	ug/L	0.68J	50	50	38.5	41.1	76	81	73-153	7	20		
1,1-Dichloroethene	ug/L	1.2	50	50	49.5	63.4	97	124	73-138	25	20	R1	
1,1-Dichloropropene	ug/L	<0.54	50	50	41.6	45.9	83	92	70-130	10	20		
1,2,3-Trichlorobenzene	ug/L	<0.63	50	50	38.5	41.3	77	83	70-130	7	20		
1,2,3-Trichloropropane	ug/L	<0.59	50	50	44.7	44.5	89	89	70-130	0	20		
1,2,4-Trichlorobenzene	ug/L	<0.95	50	50	40.1	43.5	80	87	70-130	8	20		
1,2,4-Trimethylbenzene	ug/L	<0.84	50	50	42.1	46.5	84	93	70-130	10	20		
1,2-Dibromo-3-chloropropane	ug/L	<1.8	50	50	35.9	37.4	72	75	58-129	4	20		
1,2-Dibromoethane (EDB)	ug/L	<0.83	50	50	41.2	41.7	82	83	70-130	1	20		
1,2-Dichlorobenzene	ug/L	<0.71	50	50	41.6	44.8	83	90	70-130	7	20		
1,2-Dichloroethane	ug/L	<0.28	50	50	36.9	38.4	74	77	75-140	4	20	M1	
1,2-Dichloropropane	ug/L	<0.28	50	50	39.5	41.9	79	84	71-138	6	20		
1,3,5-Trimethylbenzene	ug/L	<0.87	50	50	42.2	46.2	84	92	70-130	9	20		
1,3-Dichlorobenzene	ug/L	<0.63	50	50	43.7	47.1	87	94	70-130	7	20		
1,3-Dichloropropane	ug/L	<0.83	50	50	39.3	41.5	79	83	70-130	5	20		
1,4-Dichlorobenzene	ug/L	<0.94	50	50	41.0	44.7	82	89	70-130	9	20		
2,2-Dichloropropane	ug/L	<2.3	50	50	48.4	52.6	97	105	70-130	8	20		
2-Chlorotoluene	ug/L	<0.93	50	50	40.5	44.4	81	89	70-130	9	20		
4-Chlorotoluene	ug/L	<0.76	50	50	42.1	46.0	84	92	70-130	9	20		
Benzene	ug/L	<0.25	50	50	39.2	42.2	78	84	70-130	7	20		
Bromobenzene	ug/L	<0.24	50	50	42.5	45.7	85	91	70-130	7	20		
Bromochloromethane	ug/L	<0.36	50	50	41.6	43.0	83	86	70-130	3	20		
Bromodichloromethane	ug/L	<0.36	50	50	40.9	42.3	82	85	70-130	3	20		
Bromoform	ug/L	<4.0	50	50	38.9	40.6	78	81	68-129	4	20		
Bromomethane	ug/L	<0.97	50	50	54.8	69.3	110	139	15-170	23	20	R1	
Carbon tetrachloride	ug/L	<0.17	50	50	42.9	47.0	86	94	70-130	9	20		
Chlorobenzene	ug/L	<0.71	50	50	43.2	46.9	86	94	70-130	8	20		
Chloroethane	ug/L	<1.3	50	50	41.2	51.0	82	102	51-148	21	20	R1	
Chloroform	ug/L	<1.3	50	50	41.3	43.8	82	87	74-136	6	20		
Chloromethane	ug/L	<2.2	50	50	39.1	48.5	78	97	23-115	22	20	R1	
cis-1,2-Dichloroethene	ug/L	<0.27	50	50	42.3	44.4	85	89	70-131	5	20		
cis-1,3-Dichloropropene	ug/L	<3.6	50	50	41.8	43.7	84	87	70-130	4	20		
Dibromochloromethane	ug/L	<2.6	50	50	41.3	43.3	83	87	70-130	5	20		
Dibromomethane	ug/L	<0.94	50	50	40.6	41.2	81	82	70-130	2	20		
Dichlorodifluoromethane	ug/L	<0.50	50	50	26.8	34.2	54	68	10-132	24	20	R1	
Diisopropyl ether	ug/L	<1.9	50	50	34.6	36.5	69	73	70-130	5	20	M1	
Ethylbenzene	ug/L	<0.22	50	50	44.5	48.8	89	98	80-125	9	20		
Hexachloro-1,3-butadiene	ug/L	<1.2	50	50	50.9	55.1	102	110	70-130	8	20		
Isopropylbenzene (Cumene)	ug/L	<0.39	50	50	45.4	50.0	91	100	70-130	10	20		
m&p-Xylene	ug/L	<0.47	100	100	90.2	99.1	90	99	70-130	9	20		

Results presented on this page are in the units indicated by the "Units" column except where an alternate unit is presented to the right of the result.

REPORT OF LABORATORY ANALYSIS

This report shall not be reproduced, except in full,
without the written consent of Pace Analytical Services, LLC.

QUALITY CONTROL DATA

Project: N1969A07/010 BETTER BRITE

Pace Project No.: 40187578

Parameter	Units	MATRIX SPIKE & MATRIX SPIKE DUPLICATE: 1867197		1867198		MS Result	MSD Result	MS % Rec	MSD % Rec	% Rec Limits	Max RPD	RPD	Qual
		40187578009 Result	MS Spike Conc.	MSD Spike Conc.	MS Result								
Methyl-tert-butyl ether	ug/L	<1.2	50	50	55.4	57.1	111	114	51-145	3	20		
Methylene Chloride	ug/L	<0.58	50	50	46.2	54.1	92	108	73-140	16	20		
n-Butylbenzene	ug/L	<0.71	50	50	44.5	49.5	89	99	70-130	11	20		
n-Propylbenzene	ug/L	<0.81	50	50	42.0	47.1	84	94	70-130	11	20		
Naphthalene	ug/L	<1.2	50	50	36.2	37.3	72	75	70-130	3	20		
o-Xylene	ug/L	<0.26	50	50	45.6	49.2	91	98	70-130	8	20		
p-Isopropyltoluene	ug/L	<0.80	50	50	45.3	50.1	91	100	70-130	10	20		
sec-Butylbenzene	ug/L	<0.85	50	50	44.8	48.9	90	98	70-130	9	20		
Styrene	ug/L	<0.47	50	50	44.2	47.5	88	95	70-130	7	20		
tert-Butylbenzene	ug/L	<0.30	50	50	43.1	48.1	86	96	70-130	11	20		
Tetrachloroethene	ug/L	0.45J	50	50	44.9	48.4	89	96	70-130	7	20		
Toluene	ug/L	<0.17	50	50	42.7	46.5	85	93	80-131	8	20		
trans-1,2-Dichloroethene	ug/L	<1.1	50	50	52.2	59.1	104	118	73-148	12	20		
trans-1,3-Dichloropropene	ug/L	<4.4	50	50	37.5	39.4	75	79	70-130	5	20		
Trichloroethene	ug/L	<0.26	50	50	41.7	45.4	83	91	70-130	9	20		
Trichlorofluoromethane	ug/L	<0.21	50	50	48.4	62.2	97	124	74-147	25	20	R1	
Vinyl chloride	ug/L	<0.17	50	50	41.4	51.0	83	102	41-129	21	20	R1	
4-Bromofluorobenzene (S)	%						94	96	70-130				
Dibromofluoromethane (S)	%						96	98	70-130				
Toluene-d8 (S)	%						99	99	70-130				

Results presented on this page are in the units indicated by the "Units" column except where an alternate unit is presented to the right of the result.

REPORT OF LABORATORY ANALYSIS

This report shall not be reproduced, except in full,
without the written consent of Pace Analytical Services, LLC.

QUALITY CONTROL DATA

Project: N1969A07/010 BETTER BRITE
Pace Project No.: 40187578

QC Batch: 502028 Analysis Method: EPA 335.4
QC Batch Method: EPA 335.4 Analysis Description: 335.4 Cyanide, Total
Associated Lab Samples: 40187578009

METHOD BLANK: 2316680 Matrix: Water
Associated Lab Samples: 40187578009

Parameter	Units	Blank Result	Reporting Limit	Analyzed	Qualifiers
Cyanide	mg/L	<0.0037	0.012	05/23/19 16:34	

LABORATORY CONTROL SAMPLE: 2316681

Parameter	Units	Spike Conc.	LCS Result	LCS % Rec	% Rec Limits	Qualifiers
Cyanide	mg/L	0.1	0.12	116	90-110	L5

MATRIX SPIKE & MATRIX SPIKE DUPLICATE: 2316682 2316683

Parameter	Units	50225774001		MSD		MS		MSD		% Rec Limits	RPD	Max RPD	Qual
		Result	MS Spike Conc.	MSD Spike Conc.	MS Result	MSD Result	MS % Rec	MSD % Rec					
Cyanide	mg/L	ND	0.1	0.1	0.10	0.11	103	103	90-110	0	20		

MATRIX SPIKE SAMPLE: 2316684

Parameter	Units	50225774011 Result	Spike Conc.	MS Result	MS % Rec	% Rec Limits	Qualifiers
Cyanide	mg/L	0.19	0.1	0.23	37	90-110	M0

Results presented on this page are in the units indicated by the "Units" column except where an alternate unit is presented to the right of the result.

REPORT OF LABORATORY ANALYSIS

This report shall not be reproduced, except in full,
without the written consent of Pace Analytical Services, LLC.

QUALIFIERS

Project: N1969A07/010 BETTER BRITE
Pace Project No.: 40187578

DEFINITIONS

DF - Dilution Factor, if reported, represents the factor applied to the reported data due to dilution of the sample aliquot.

ND - Not Detected at or above LOD.

J - Estimated concentration at or above the LOD and below the LOQ.

LOD - Limit of Detection adjusted for dilution factor, percent moisture, initial weight and final volume.

LOQ - Limit of Quantitation adjusted for dilution factor, percent moisture, initial weight and final volume.

S - Surrogate

1,2-Diphenylhydrazine decomposes to and cannot be separated from Azobenzene using Method 8270. The result for each analyte is a combined concentration.

Consistent with EPA guidelines, unrounded data are displayed and have been used to calculate % recovery and RPD values.

LCS(D) - Laboratory Control Sample (Duplicate)

MS(D) - Matrix Spike (Duplicate)

DUP - Sample Duplicate

RPD - Relative Percent Difference

NC - Not Calculable.

SG - Silica Gel - Clean-Up

U - Indicates the compound was analyzed for, but not detected at or above the adjusted LOD.

N-Nitrosodiphenylamine decomposes and cannot be separated from Diphenylamine using Method 8270. The result reported for each analyte is a combined concentration.

Pace Analytical is TNI accredited. Contact your Pace PM for the current list of accredited analytes.

TNI - The NELAC Institute.

LABORATORIES

PASI-G Pace Analytical Services - Green Bay
PASI-I Pace Analytical Services - Indianapolis

ANALYTE QUALIFIERS

D3 Sample was diluted due to the presence of high levels of non-target analytes or other matrix interference.

L5 LCS recovery exceeded QC limits. Batch accepted based on matrix spike recovery within LCS limits.

M0 Matrix spike recovery and/or matrix spike duplicate recovery was outside laboratory control limits.

M1 Matrix spike recovery exceeded QC limits. Batch accepted based on laboratory control sample (LCS) recovery.

R1 RPD value was outside control limits.

REPORT OF LABORATORY ANALYSIS

This report shall not be reproduced, except in full,
without the written consent of Pace Analytical Services, LLC.

QUALITY CONTROL DATA CROSS REFERENCE TABLE

Project: N1969A07/010 BETTER BRITE
Pace Project No.: 40187578

Lab ID	Sample ID	QC Batch Method	QC Batch	Analytical Method	Analytical Batch
40187578001	TRIP BLANK	EPA 8260	321411		
40187578009	ZINC SUMP	EPA 8260	321411		
40187578002	W-1	SM 3500-Cr B (Online)	321397		
40187578003	W-1A	SM 3500-Cr B (Online)	321397		
40187578004	MW-3R	SM 3500-Cr B (Online)	321397		
40187578005	MW-5	SM 3500-Cr B (Online)	321397		
40187578006	MW-6	SM 3500-Cr B (Online)	321397		
40187578007	MW-9	SM 3500-Cr B (Online)	321397		
40187578008	MW-10	SM 3500-Cr B (Online)	321397		
40187578009	ZINC SUMP	SM 3500-Cr B (Online)	321397		
40187578009	ZINC SUMP	EPA 335.4	502028	EPA 335.4	502239

REPORT OF LABORATORY ANALYSIS

This report shall not be reproduced, except in full,
without the written consent of Pace Analytical Services, LLC.

(Please Print Clearly)

Company Name: OMNNI ASSOCIATES
 Branch/Location: Appleton
 Project Contact: Kim Kennedy
 Phone: 920.830.6174
 Project Number: N1969A07/010
 Project Name: BETTER BRITE
 Project State: WI
 Sampled By (Print): Kim Kennedy
 Sampled By (Sign): *Kim Kennedy*
 PO #: _____ Regulatory Program: _____



UPPER MIDWEST REGION
 MN: 612-607-1700 WI: 920-469-2436

U0187578

CHAIN OF CUSTODY

Preservation Codes
 A=None B=HCL C=H2SO4 D=HNO3 E=DI Water F=Methanol G=NaOH
 H=Sodium Bisulfate Solution I=Sodium Thiosulfate J=Other

FILTERED?
(YES/NO)
 PRESERVATION
(CODE)*

Y/N	N	N	N							
Pick Letter	A	B	G							
Analyses Requested	Hexavalent Chromium	VOC	CYANIDE							

Quote #: _____
 Mail To Contact: Kim Kennedy
 Mail To Company: OMNNI ASSOCIATES
 Mail To Address: One Systems Drive
 Appleton, WI 54914
 Invoice To Contact: _____
 Invoice To Company: SAME
 Invoice To Address: _____
 Invoice To Phone: 920.735.6900
 CLIENT COMMENTS: _____
 LAB COMMENTS (Lab Use Only): _____
 Profile #: _____

Data Package Options (billable)
 EPA Level III
 EPA Level IV

MS/MSD
 On your sample (billable)
 NOT needed on your sample

Matrix Codes
 A = Air W = Water
 B = Biota DW = Drinking Water
 C = Charcoal GW = Ground Water
 O = Oil SW = Surface Water
 S = Soil WW = Waste Water
 SI = Sludge WP = Wipe

PACE LAB #	CLIENT FIELD ID	COLLECTION		MATRIX
		DATE	TIME	
001	TRIP BLANK	5/14	0915	W
002	W-1		1211	GW
003	W-1A		1158	
004	MW-3R		1241	
005	MW-5		1343	
006	MW-6		1127	
007	MW-9		0956	
008	MW-10		1045	
009	Zinc Sump	↓	1308	↓

Rush Turnaround Time Requested - Prelims (Rush TAT subject to approval/surcharge)
 Date Needed: _____

Relinquished By: *Kim Kennedy* Date/Time: 5/14/19 1539
 Received By: *[Signature]* Date/Time: 5/14/19 1539

Transmit Prelim Rush Results by (complete what you want): _____

Relinquished By: _____ Date/Time: _____
 Received By: _____ Date/Time: _____

Relinquished By: _____ Date/Time: _____
 Received By: _____ Date/Time: _____

Relinquished By: _____ Date/Time: _____
 Received By: _____ Date/Time: _____

Relinquished By: _____ Date/Time: _____
 Received By: _____ Date/Time: _____

PACE Project No. U0187578
 Receipt Temp = 20.2 °C
 Sample Receipt pH OK / Adjusted
 Cooler Custody Seal Present / Not Present Intact / Not Intact



Document Name:
Sample Condition Upon Receipt (SCUR)
 Document No.:
F-GB-C-031-Rev.07

Document Revised: 25Apr2018
 Issuing Authority:
 Pace Green Bay Quality Office

Sample Condition Upon Receipt Form (SCUR)

Client Name: OMNN 1

Project #: **WO# : 40187578**

Courier: CS Logistics Fed Ex Speedee UPS Walco
 Client Pace Other: _____

Tracking #: _____

Custody Seal on Cooler/Box Present: yes no Seals intact: yes no

Custody Seal on Samples Present: yes no Seals intact: yes no

Packing Material: Bubble Wrap Bubble Bags None Other

Thermometer Used SR - N/A Type of Ice: Wet Blue Dry None Samples on ice, cooling process has begun

Cooler Temperature Uncorr: ROT ICorr: _____

Temp Blank Present: yes no Biological Tissue is Frozen: yes no

Person examining contents:
 Date: 5-14-19
 Initials: [Signature]

Temp should be above freezing to 6°C.
 Biota Samples may be received at ≤ 0°C.

Chain of Custody Present:	<input checked="" type="checkbox"/> Yes <input type="checkbox"/> No <input type="checkbox"/> N/A	1.
Chain of Custody Filled Out:	<input checked="" type="checkbox"/> Yes <input type="checkbox"/> No <input type="checkbox"/> N/A	2.
Chain of Custody Relinquished:	<input checked="" type="checkbox"/> Yes <input type="checkbox"/> No <input type="checkbox"/> N/A	3.
Sampler Name & Signature on COC:	<input checked="" type="checkbox"/> Yes <input type="checkbox"/> No <input type="checkbox"/> N/A	4.
Samples Arrived within Hold Time:	<input checked="" type="checkbox"/> Yes <input type="checkbox"/> No	5.
- VOA Samples frozen upon receipt	<input type="checkbox"/> Yes <input type="checkbox"/> No	Date/Time:
Short Hold Time Analysis (<72hr):	<input checked="" type="checkbox"/> Yes <input type="checkbox"/> No	6.
Rush Turn Around Time Requested:	<input type="checkbox"/> Yes <input checked="" type="checkbox"/> No	7.
Sufficient Volume:		8.
For Analysis: <input checked="" type="checkbox"/> Yes <input type="checkbox"/> No MS/MSD: <input type="checkbox"/> Yes <input checked="" type="checkbox"/> No <input type="checkbox"/> N/A		
Correct Containers Used:	<input checked="" type="checkbox"/> Yes <input type="checkbox"/> No	9.
-Pace Containers Used:	<input checked="" type="checkbox"/> Yes <input type="checkbox"/> No <input type="checkbox"/> N/A	
-Pace IR Containers Used:	<input type="checkbox"/> Yes <input type="checkbox"/> No <input checked="" type="checkbox"/> N/A	
Containers Intact:	<input checked="" type="checkbox"/> Yes <input type="checkbox"/> No	10.
Filtered volume received for Dissolved tests	<input type="checkbox"/> Yes <input type="checkbox"/> No <input checked="" type="checkbox"/> N/A	11.
Sample Labels match COC:	<input type="checkbox"/> Yes <input checked="" type="checkbox"/> No <input type="checkbox"/> N/A	12. <u>No collect times</u>
-Includes date/time/ID/Analysis Matrix: <u>W</u>		<u>5-14-19</u>
Trip Blank Present:	<input checked="" type="checkbox"/> Yes <input type="checkbox"/> No <input type="checkbox"/> N/A	13.
Trip Blank Custody Seals Present	<input checked="" type="checkbox"/> Yes <input type="checkbox"/> No <input type="checkbox"/> N/A	
Pace Trip Blank Lot # (if purchased): <u>423</u>		

Client Notification/ Resolution: _____ If checked, see attached form for additional comments
 Person Contacted: _____ Date/Time: _____
 Comments/ Resolution: _____

Project Manager Review: [Signature] Date: 5/15/19
 Page 2 of 2
 Page 24 of 21

May 22, 2019

Brian Wayner
Omni Associates, Inc.
One Systems Drive
Appleton, WI 549141654

RE: Project: N1969A07/010 BETTER BRITE
Pace Project No.: 40187620

Dear Brian Wayner:

Enclosed are the analytical results for sample(s) received by the laboratory on May 15, 2019. The results relate only to the samples included in this report. Results reported herein conform to the most current, applicable TNI/NELAC standards and the laboratory's Quality Assurance Manual, where applicable, unless otherwise noted in the body of the report.

If you have any questions concerning this report, please feel free to contact me.

Sincerely,



Steven Mleczo
steve.mleczo@pacelabs.com
(920)469-2436
Project Manager

Enclosures

cc: Chris Rogers, OMNI ASSOCIATES, INC.



REPORT OF LABORATORY ANALYSIS

This report shall not be reproduced, except in full,
without the written consent of Pace Analytical Services, LLC.

CERTIFICATIONS

Project: N1969A07/010 BETTER BRITE

Pace Project No.: 40187620

Green Bay Certification IDs

1241 Bellevue Street, Green Bay, WI 54302

Florida/NELAP Certification #: E87948

Illinois Certification #: 200050

Kentucky UST Certification #: 82

Louisiana Certification #: 04168

Minnesota Certification #: 055-999-334

New York Certification #: 12064

North Dakota Certification #: R-150

Virginia VELAP ID: 460263

South Carolina Certification #: 83006001

Texas Certification #: T104704529-14-1

Wisconsin Certification #: 405132750

Wisconsin DATCP Certification #: 105-444

USDA Soil Permit #: P330-16-00157

Federal Fish & Wildlife Permit #: LE51774A-0

REPORT OF LABORATORY ANALYSIS

This report shall not be reproduced, except in full,
without the written consent of Pace Analytical Services, LLC.

SAMPLE SUMMARY

Project: N1969A07/010 BETTER BRITE

Pace Project No.: 40187620

Lab ID	Sample ID	Matrix	Date Collected	Date Received
40187620001	TRIP BLANK	Water	05/15/19 00:00	05/15/19 12:32
40187620002	MW-111	Water	05/15/19 10:52	05/15/19 12:32
40187620003	MW-115	Water	05/15/19 11:36	05/15/19 12:32
40187620004	MW-115A	Water	05/15/19 11:32	05/15/19 12:32
40187620005	MW-116	Water	05/15/19 10:27	05/15/19 12:32

REPORT OF LABORATORY ANALYSIS

This report shall not be reproduced, except in full,
without the written consent of Pace Analytical Services, LLC.

SAMPLE ANALYTE COUNT

Project: N1969A07/010 BETTER BRITE

Pace Project No.: 40187620

Lab ID	Sample ID	Method	Analysts	Analytes Reported	Laboratory
40187620001	TRIP BLANK	EPA 8260	HNW	64	PASI-G
40187620002	MW-111	SM 3500-Cr B (Online)	DEY	1	PASI-G
40187620003	MW-115	SM 3500-Cr B (Online)	DEY	1	PASI-G
40187620004	MW-115A	SM 3500-Cr B (Online)	DEY	1	PASI-G
40187620005	MW-116	EPA 8260	HNW	64	PASI-G
		SM 3500-Cr B (Online)	DEY	1	PASI-G

REPORT OF LABORATORY ANALYSIS

This report shall not be reproduced, except in full,
without the written consent of Pace Analytical Services, LLC.

ANALYTICAL RESULTS

Project: N1969A07/010 BETTER BRITE

Pace Project No.: 40187620

Sample: TRIP BLANK Lab ID: 40187620001 Collected: 05/15/19 00:00 Received: 05/15/19 12:32 Matrix: Water

Parameters	Results	Units	LOQ	LOD	DF	Prepared	Analyzed	CAS No.	Qual
8260 MSV		Analytical Method: EPA 8260							
Benzene	<0.25	ug/L	1.0	0.25	1		05/17/19 23:52	71-43-2	
Bromobenzene	<0.24	ug/L	1.0	0.24	1		05/17/19 23:52	108-86-1	
Bromochloromethane	<0.36	ug/L	5.0	0.36	1		05/17/19 23:52	74-97-5	
Bromodichloromethane	<0.36	ug/L	1.2	0.36	1		05/17/19 23:52	75-27-4	
Bromoform	<4.0	ug/L	13.2	4.0	1		05/17/19 23:52	75-25-2	
Bromomethane	<0.97	ug/L	5.0	0.97	1		05/17/19 23:52	74-83-9	
n-Butylbenzene	<0.71	ug/L	2.4	0.71	1		05/17/19 23:52	104-51-8	
sec-Butylbenzene	<0.85	ug/L	5.0	0.85	1		05/17/19 23:52	135-98-8	
tert-Butylbenzene	<0.30	ug/L	1.0	0.30	1		05/17/19 23:52	98-06-6	
Carbon tetrachloride	<0.17	ug/L	1.0	0.17	1		05/17/19 23:52	56-23-5	
Chlorobenzene	<0.71	ug/L	2.4	0.71	1		05/17/19 23:52	108-90-7	
Chloroethane	<1.3	ug/L	5.0	1.3	1		05/17/19 23:52	75-00-3	
Chloroform	<1.3	ug/L	5.0	1.3	1		05/17/19 23:52	67-66-3	
Chloromethane	<2.2	ug/L	7.3	2.2	1		05/17/19 23:52	74-87-3	
2-Chlorotoluene	<0.93	ug/L	5.0	0.93	1		05/17/19 23:52	95-49-8	
4-Chlorotoluene	<0.76	ug/L	2.5	0.76	1		05/17/19 23:52	106-43-4	
1,2-Dibromo-3-chloropropane	<1.8	ug/L	5.9	1.8	1		05/17/19 23:52	96-12-8	
Dibromochloromethane	<2.6	ug/L	8.7	2.6	1		05/17/19 23:52	124-48-1	
1,2-Dibromoethane (EDB)	<0.83	ug/L	2.8	0.83	1		05/17/19 23:52	106-93-4	
Dibromomethane	<0.94	ug/L	3.1	0.94	1		05/17/19 23:52	74-95-3	
1,2-Dichlorobenzene	<0.71	ug/L	2.4	0.71	1		05/17/19 23:52	95-50-1	
1,3-Dichlorobenzene	<0.63	ug/L	2.1	0.63	1		05/17/19 23:52	541-73-1	
1,4-Dichlorobenzene	<0.94	ug/L	3.1	0.94	1		05/17/19 23:52	106-46-7	
Dichlorodifluoromethane	<0.50	ug/L	5.0	0.50	1		05/17/19 23:52	75-71-8	
1,1-Dichloroethane	<0.27	ug/L	1.0	0.27	1		05/17/19 23:52	75-34-3	
1,2-Dichloroethane	<0.28	ug/L	1.0	0.28	1		05/17/19 23:52	107-06-2	
1,1-Dichloroethene	<0.24	ug/L	1.0	0.24	1		05/17/19 23:52	75-35-4	
cis-1,2-Dichloroethene	<0.27	ug/L	1.0	0.27	1		05/17/19 23:52	156-59-2	
trans-1,2-Dichloroethene	<1.1	ug/L	3.6	1.1	1		05/17/19 23:52	156-60-5	
1,2-Dichloropropane	<0.28	ug/L	1.0	0.28	1		05/17/19 23:52	78-87-5	
1,3-Dichloropropane	<0.83	ug/L	2.8	0.83	1		05/17/19 23:52	142-28-9	
2,2-Dichloropropane	<2.3	ug/L	7.6	2.3	1		05/17/19 23:52	594-20-7	
1,1-Dichloropropene	<0.54	ug/L	1.8	0.54	1		05/17/19 23:52	563-58-6	
cis-1,3-Dichloropropene	<3.6	ug/L	12.1	3.6	1		05/17/19 23:52	10061-01-5	
trans-1,3-Dichloropropene	<4.4	ug/L	14.6	4.4	1		05/17/19 23:52	10061-02-6	
Diisopropyl ether	<1.9	ug/L	6.3	1.9	1		05/17/19 23:52	108-20-3	
Ethylbenzene	<0.22	ug/L	1.0	0.22	1		05/17/19 23:52	100-41-4	
Hexachloro-1,3-butadiene	<1.2	ug/L	5.0	1.2	1		05/17/19 23:52	87-68-3	
Isopropylbenzene (Cumene)	<0.39	ug/L	5.0	0.39	1		05/17/19 23:52	98-82-8	
p-Isopropyltoluene	<0.80	ug/L	2.7	0.80	1		05/17/19 23:52	99-87-6	
Methylene Chloride	<0.58	ug/L	5.0	0.58	1		05/17/19 23:52	75-09-2	
Methyl-tert-butyl ether	<1.2	ug/L	4.2	1.2	1		05/17/19 23:52	1634-04-4	
Naphthalene	<1.2	ug/L	5.0	1.2	1		05/17/19 23:52	91-20-3	
n-Propylbenzene	<0.81	ug/L	5.0	0.81	1		05/17/19 23:52	103-65-1	
Styrene	<0.47	ug/L	1.6	0.47	1		05/17/19 23:52	100-42-5	
1,1,1,2-Tetrachloroethane	<0.27	ug/L	1.0	0.27	1		05/17/19 23:52	630-20-6	

REPORT OF LABORATORY ANALYSIS

This report shall not be reproduced, except in full,
without the written consent of Pace Analytical Services, LLC.

ANALYTICAL RESULTS

Project: N1969A07/010 BETTER BRITE

Pace Project No.: 40187620

Sample: TRIP BLANK Lab ID: 40187620001 Collected: 05/15/19 00:00 Received: 05/15/19 12:32 Matrix: Water									
Parameters	Results	Units	LOQ	LOD	DF	Prepared	Analyzed	CAS No.	Qual
8260 MSV Analytical Method: EPA 8260									
1,1,2,2-Tetrachloroethane	<0.28	ug/L	1.0	0.28	1		05/17/19 23:52	79-34-5	
Tetrachloroethene	<0.33	ug/L	1.1	0.33	1		05/17/19 23:52	127-18-4	
Toluene	<0.17	ug/L	5.0	0.17	1		05/17/19 23:52	108-88-3	
1,2,3-Trichlorobenzene	<0.63	ug/L	5.0	0.63	1		05/17/19 23:52	87-61-6	
1,2,4-Trichlorobenzene	<0.95	ug/L	5.0	0.95	1		05/17/19 23:52	120-82-1	
1,1,1-Trichloroethane	<0.24	ug/L	1.0	0.24	1		05/17/19 23:52	71-55-6	
1,1,2-Trichloroethane	<0.55	ug/L	5.0	0.55	1		05/17/19 23:52	79-00-5	
Trichloroethene	<0.26	ug/L	1.0	0.26	1		05/17/19 23:52	79-01-6	
Trichlorofluoromethane	<0.21	ug/L	1.0	0.21	1		05/17/19 23:52	75-69-4	
1,2,3-Trichloropropane	<0.59	ug/L	5.0	0.59	1		05/17/19 23:52	96-18-4	
1,2,4-Trimethylbenzene	<0.84	ug/L	2.8	0.84	1		05/17/19 23:52	95-63-6	
1,3,5-Trimethylbenzene	<0.87	ug/L	2.9	0.87	1		05/17/19 23:52	108-67-8	
Vinyl chloride	<0.17	ug/L	1.0	0.17	1		05/17/19 23:52	75-01-4	
m&p-Xylene	<0.47	ug/L	2.0	0.47	1		05/17/19 23:52	179601-23-1	
o-Xylene	<0.26	ug/L	1.0	0.26	1		05/17/19 23:52	95-47-6	
Surrogates									
4-Bromofluorobenzene (S)	100	%	70-130		1		05/17/19 23:52	460-00-4	
Dibromofluoromethane (S)	101	%	70-130		1		05/17/19 23:52	1868-53-7	
Toluene-d8 (S)	99	%	70-130		1		05/17/19 23:52	2037-26-5	

Sample: MW-111 Lab ID: 40187620002 Collected: 05/15/19 10:52 Received: 05/15/19 12:32 Matrix: Water									
Parameters	Results	Units	LOQ	LOD	DF	Prepared	Analyzed	CAS No.	Qual
Chromium, Hexavalent Analytical Method: SM 3500-Cr B (Online)									
Chromium, Hexavalent	<0.13	mg/L	0.43	0.13	25		05/16/19 09:30		D3

Sample: MW-115 Lab ID: 40187620003 Collected: 05/15/19 11:36 Received: 05/15/19 12:32 Matrix: Water									
Parameters	Results	Units	LOQ	LOD	DF	Prepared	Analyzed	CAS No.	Qual
Chromium, Hexavalent Analytical Method: SM 3500-Cr B (Online)									
Chromium, Hexavalent	<0.051	mg/L	0.17	0.051	10		05/16/19 09:30		D3

Sample: MW-115A Lab ID: 40187620004 Collected: 05/15/19 11:32 Received: 05/15/19 12:32 Matrix: Water									
Parameters	Results	Units	LOQ	LOD	DF	Prepared	Analyzed	CAS No.	Qual
Chromium, Hexavalent Analytical Method: SM 3500-Cr B (Online)									
Chromium, Hexavalent	<0.051	mg/L	0.17	0.051	10		05/16/19 09:30		D3

REPORT OF LABORATORY ANALYSIS

This report shall not be reproduced, except in full,
without the written consent of Pace Analytical Services, LLC.

ANALYTICAL RESULTS

Project: N1969A07/010 BETTER BRITE

Pace Project No.: 40187620

Sample: MW-116 **Lab ID: 40187620005** Collected: 05/15/19 10:27 Received: 05/15/19 12:32 Matrix: Water

Parameters	Results	Units	LOQ	LOD	DF	Prepared	Analyzed	CAS No.	Qual
8260 MSV		Analytical Method: EPA 8260							
Benzene	<0.25	ug/L	1.0	0.25	1		05/17/19 21:15	71-43-2	
Bromobenzene	<0.24	ug/L	1.0	0.24	1		05/17/19 21:15	108-86-1	
Bromochloromethane	<0.36	ug/L	5.0	0.36	1		05/17/19 21:15	74-97-5	
Bromodichloromethane	<0.36	ug/L	1.2	0.36	1		05/17/19 21:15	75-27-4	
Bromoform	<4.0	ug/L	13.2	4.0	1		05/17/19 21:15	75-25-2	
Bromomethane	<0.97	ug/L	5.0	0.97	1		05/17/19 21:15	74-83-9	
n-Butylbenzene	<0.71	ug/L	2.4	0.71	1		05/17/19 21:15	104-51-8	
sec-Butylbenzene	<0.85	ug/L	5.0	0.85	1		05/17/19 21:15	135-98-8	
tert-Butylbenzene	<0.30	ug/L	1.0	0.30	1		05/17/19 21:15	98-06-6	
Carbon tetrachloride	<0.17	ug/L	1.0	0.17	1		05/17/19 21:15	56-23-5	
Chlorobenzene	<0.71	ug/L	2.4	0.71	1		05/17/19 21:15	108-90-7	
Chloroethane	<1.3	ug/L	5.0	1.3	1		05/17/19 21:15	75-00-3	
Chloroform	<1.3	ug/L	5.0	1.3	1		05/17/19 21:15	67-66-3	
Chloromethane	<2.2	ug/L	7.3	2.2	1		05/17/19 21:15	74-87-3	
2-Chlorotoluene	<0.93	ug/L	5.0	0.93	1		05/17/19 21:15	95-49-8	
4-Chlorotoluene	<0.76	ug/L	2.5	0.76	1		05/17/19 21:15	106-43-4	
1,2-Dibromo-3-chloropropane	<1.8	ug/L	5.9	1.8	1		05/17/19 21:15	96-12-8	
Dibromochloromethane	<2.6	ug/L	8.7	2.6	1		05/17/19 21:15	124-48-1	
1,2-Dibromoethane (EDB)	<0.83	ug/L	2.8	0.83	1		05/17/19 21:15	106-93-4	
Dibromomethane	<0.94	ug/L	3.1	0.94	1		05/17/19 21:15	74-95-3	
1,2-Dichlorobenzene	<0.71	ug/L	2.4	0.71	1		05/17/19 21:15	95-50-1	
1,3-Dichlorobenzene	<0.63	ug/L	2.1	0.63	1		05/17/19 21:15	541-73-1	
1,4-Dichlorobenzene	<0.94	ug/L	3.1	0.94	1		05/17/19 21:15	106-46-7	
Dichlorodifluoromethane	<0.50	ug/L	5.0	0.50	1		05/17/19 21:15	75-71-8	
1,1-Dichloroethane	38.9	ug/L	1.0	0.27	1		05/17/19 21:15	75-34-3	
1,2-Dichloroethane	<0.28	ug/L	1.0	0.28	1		05/17/19 21:15	107-06-2	
1,1-Dichloroethene	44.3	ug/L	1.0	0.24	1		05/17/19 21:15	75-35-4	
cis-1,2-Dichloroethene	1.3	ug/L	1.0	0.27	1		05/17/19 21:15	156-59-2	
trans-1,2-Dichloroethene	<1.1	ug/L	3.6	1.1	1		05/17/19 21:15	156-60-5	
1,2-Dichloropropane	<0.28	ug/L	1.0	0.28	1		05/17/19 21:15	78-87-5	
1,3-Dichloropropane	<0.83	ug/L	2.8	0.83	1		05/17/19 21:15	142-28-9	
2,2-Dichloropropane	<2.3	ug/L	7.6	2.3	1		05/17/19 21:15	594-20-7	
1,1-Dichloropropene	<0.54	ug/L	1.8	0.54	1		05/17/19 21:15	563-58-6	
cis-1,3-Dichloropropene	<3.6	ug/L	12.1	3.6	1		05/17/19 21:15	10061-01-5	
trans-1,3-Dichloropropene	<4.4	ug/L	14.6	4.4	1		05/17/19 21:15	10061-02-6	
Diisopropyl ether	<1.9	ug/L	6.3	1.9	1		05/17/19 21:15	108-20-3	
Ethylbenzene	<0.22	ug/L	1.0	0.22	1		05/17/19 21:15	100-41-4	
Hexachloro-1,3-butadiene	<1.2	ug/L	5.0	1.2	1		05/17/19 21:15	87-68-3	
Isopropylbenzene (Cumene)	<0.39	ug/L	5.0	0.39	1		05/17/19 21:15	98-82-8	
p-Isopropyltoluene	<0.80	ug/L	2.7	0.80	1		05/17/19 21:15	99-87-6	
Methylene Chloride	<0.58	ug/L	5.0	0.58	1		05/17/19 21:15	75-09-2	
Methyl-tert-butyl ether	<1.2	ug/L	4.2	1.2	1		05/17/19 21:15	1634-04-4	
Naphthalene	<1.2	ug/L	5.0	1.2	1		05/17/19 21:15	91-20-3	
n-Propylbenzene	<0.81	ug/L	5.0	0.81	1		05/17/19 21:15	103-65-1	
Styrene	<0.47	ug/L	1.6	0.47	1		05/17/19 21:15	100-42-5	
1,1,1,2-Tetrachloroethane	<0.27	ug/L	1.0	0.27	1		05/17/19 21:15	630-20-6	

REPORT OF LABORATORY ANALYSIS

This report shall not be reproduced, except in full,
without the written consent of Pace Analytical Services, LLC.

ANALYTICAL RESULTS

Project: N1969A07/010 BETTER BRITE

Pace Project No.: 40187620

Sample: MW-116 **Lab ID: 40187620005** Collected: 05/15/19 10:27 Received: 05/15/19 12:32 Matrix: Water

Parameters	Results	Units	LOQ	LOD	DF	Prepared	Analyzed	CAS No.	Qual
8260 MSV									
Analytical Method: EPA 8260									
1,1,2,2-Tetrachloroethane	<0.28	ug/L	1.0	0.28	1		05/17/19 21:15	79-34-5	
Tetrachloroethene	1.2	ug/L	1.1	0.33	1		05/17/19 21:15	127-18-4	
Toluene	<0.17	ug/L	5.0	0.17	1		05/17/19 21:15	108-88-3	
1,2,3-Trichlorobenzene	<0.63	ug/L	5.0	0.63	1		05/17/19 21:15	87-61-6	
1,2,4-Trichlorobenzene	<0.95	ug/L	5.0	0.95	1		05/17/19 21:15	120-82-1	
1,1,1-Trichloroethane	142	ug/L	1.0	0.24	1		05/17/19 21:15	71-55-6	
1,1,2-Trichloroethane	<0.55	ug/L	5.0	0.55	1		05/17/19 21:15	79-00-5	
Trichloroethene	2.1	ug/L	1.0	0.26	1		05/17/19 21:15	79-01-6	
Trichlorofluoromethane	<0.21	ug/L	1.0	0.21	1		05/17/19 21:15	75-69-4	
1,2,3-Trichloropropane	<0.59	ug/L	5.0	0.59	1		05/17/19 21:15	96-18-4	
1,2,4-Trimethylbenzene	<0.84	ug/L	2.8	0.84	1		05/17/19 21:15	95-63-6	
1,3,5-Trimethylbenzene	<0.87	ug/L	2.9	0.87	1		05/17/19 21:15	108-67-8	
Vinyl chloride	<0.17	ug/L	1.0	0.17	1		05/17/19 21:15	75-01-4	
m&p-Xylene	<0.47	ug/L	2.0	0.47	1		05/17/19 21:15	179601-23-1	
o-Xylene	<0.26	ug/L	1.0	0.26	1		05/17/19 21:15	95-47-6	
Surrogates									
4-Bromofluorobenzene (S)	99	%	70-130		1		05/17/19 21:15	460-00-4	
Dibromofluoromethane (S)	102	%	70-130		1		05/17/19 21:15	1868-53-7	
Toluene-d8 (S)	99	%	70-130		1		05/17/19 21:15	2037-26-5	
Chromium, Hexavalent									
Analytical Method: SM 3500-Cr B (Online)									
Chromium, Hexavalent	9.8	mg/L	0.86	0.26	50		05/16/19 09:30		

REPORT OF LABORATORY ANALYSIS

This report shall not be reproduced, except in full,
without the written consent of Pace Analytical Services, LLC.

QUALITY CONTROL DATA

Project: N1969A07/010 BETTER BRITE

Pace Project No.: 40187620

QC Batch: 321680 Analysis Method: EPA 8260
QC Batch Method: EPA 8260 Analysis Description: 8260 MSV
Associated Lab Samples: 40187620001, 40187620005

METHOD BLANK: 1868100 Matrix: Water

Associated Lab Samples: 40187620001, 40187620005

Parameter	Units	Blank Result	Reporting Limit	Analyzed	Qualifiers
1,1,1,2-Tetrachloroethane	ug/L	<0.27	1.0	05/17/19 15:37	
1,1,1-Trichloroethane	ug/L	<0.24	1.0	05/17/19 15:37	
1,1,2,2-Tetrachloroethane	ug/L	<0.28	1.0	05/17/19 15:37	
1,1,2-Trichloroethane	ug/L	<0.55	5.0	05/17/19 15:37	
1,1-Dichloroethane	ug/L	<0.27	1.0	05/17/19 15:37	
1,1-Dichloroethene	ug/L	<0.24	1.0	05/17/19 15:37	
1,1-Dichloropropene	ug/L	<0.54	1.8	05/17/19 15:37	
1,2,3-Trichlorobenzene	ug/L	<0.63	5.0	05/17/19 15:37	
1,2,3-Trichloropropane	ug/L	<0.59	5.0	05/17/19 15:37	
1,2,4-Trichlorobenzene	ug/L	<0.95	5.0	05/17/19 15:37	
1,2,4-Trimethylbenzene	ug/L	<0.84	2.8	05/17/19 15:37	
1,2-Dibromo-3-chloropropane	ug/L	<1.8	5.9	05/17/19 15:37	
1,2-Dibromoethane (EDB)	ug/L	<0.83	2.8	05/17/19 15:37	
1,2-Dichlorobenzene	ug/L	<0.71	2.4	05/17/19 15:37	
1,2-Dichloroethane	ug/L	<0.28	1.0	05/17/19 15:37	
1,2-Dichloropropane	ug/L	<0.28	1.0	05/17/19 15:37	
1,3,5-Trimethylbenzene	ug/L	<0.87	2.9	05/17/19 15:37	
1,3-Dichlorobenzene	ug/L	<0.63	2.1	05/17/19 15:37	
1,3-Dichloropropane	ug/L	<0.83	2.8	05/17/19 15:37	
1,4-Dichlorobenzene	ug/L	<0.94	3.1	05/17/19 15:37	
2,2-Dichloropropane	ug/L	<2.3	7.6	05/17/19 15:37	
2-Chlorotoluene	ug/L	<0.93	5.0	05/17/19 15:37	
4-Chlorotoluene	ug/L	<0.76	2.5	05/17/19 15:37	
Benzene	ug/L	<0.25	1.0	05/17/19 15:37	
Bromobenzene	ug/L	<0.24	1.0	05/17/19 15:37	
Bromochloromethane	ug/L	<0.36	5.0	05/17/19 15:37	
Bromodichloromethane	ug/L	<0.36	1.2	05/17/19 15:37	
Bromoform	ug/L	<4.0	13.2	05/17/19 15:37	
Bromomethane	ug/L	<0.97	5.0	05/17/19 15:37	
Carbon tetrachloride	ug/L	<0.17	1.0	05/17/19 15:37	
Chlorobenzene	ug/L	<0.71	2.4	05/17/19 15:37	
Chloroethane	ug/L	<1.3	5.0	05/17/19 15:37	
Chloroform	ug/L	<1.3	5.0	05/17/19 15:37	
Chloromethane	ug/L	<2.2	7.3	05/17/19 15:37	
cis-1,2-Dichloroethene	ug/L	<0.27	1.0	05/17/19 15:37	
cis-1,3-Dichloropropene	ug/L	<3.6	12.1	05/17/19 15:37	
Dibromochloromethane	ug/L	<2.6	8.7	05/17/19 15:37	
Dibromomethane	ug/L	<0.94	3.1	05/17/19 15:37	
Dichlorodifluoromethane	ug/L	<0.50	5.0	05/17/19 15:37	
Diisopropyl ether	ug/L	<1.9	6.3	05/17/19 15:37	
Ethylbenzene	ug/L	<0.22	1.0	05/17/19 15:37	

Results presented on this page are in the units indicated by the "Units" column except where an alternate unit is presented to the right of the result.

REPORT OF LABORATORY ANALYSIS

This report shall not be reproduced, except in full,
without the written consent of Pace Analytical Services, LLC.

QUALITY CONTROL DATA

Project: N1969A07/010 BETTER BRITE

Pace Project No.: 40187620

METHOD BLANK: 1868100

Matrix: Water

Associated Lab Samples: 40187620001, 40187620005

Parameter	Units	Blank Result	Reporting Limit	Analyzed	Qualifiers
Hexachloro-1,3-butadiene	ug/L	1.3J	5.0	05/17/19 15:37	
Isopropylbenzene (Cumene)	ug/L	<0.39	5.0	05/17/19 15:37	
m&p-Xylene	ug/L	<0.47	2.0	05/17/19 15:37	
Methyl-tert-butyl ether	ug/L	<1.2	4.2	05/17/19 15:37	
Methylene Chloride	ug/L	<0.58	5.0	05/17/19 15:37	
n-Butylbenzene	ug/L	<0.71	2.4	05/17/19 15:37	
n-Propylbenzene	ug/L	<0.81	5.0	05/17/19 15:37	
Naphthalene	ug/L	<1.2	5.0	05/17/19 15:37	
o-Xylene	ug/L	<0.26	1.0	05/17/19 15:37	
p-Isopropyltoluene	ug/L	<0.80	2.7	05/17/19 15:37	
sec-Butylbenzene	ug/L	<0.85	5.0	05/17/19 15:37	
Styrene	ug/L	<0.47	1.6	05/17/19 15:37	
tert-Butylbenzene	ug/L	<0.30	1.0	05/17/19 15:37	
Tetrachloroethene	ug/L	<0.33	1.1	05/17/19 15:37	
Toluene	ug/L	<0.17	5.0	05/17/19 15:37	
trans-1,2-Dichloroethene	ug/L	<1.1	3.6	05/17/19 15:37	
trans-1,3-Dichloropropene	ug/L	<4.4	14.6	05/17/19 15:37	
Trichloroethene	ug/L	<0.26	1.0	05/17/19 15:37	
Trichlorofluoromethane	ug/L	<0.21	1.0	05/17/19 15:37	
Vinyl chloride	ug/L	<0.17	1.0	05/17/19 15:37	
4-Bromofluorobenzene (S)	%	100	70-130	05/17/19 15:37	
Dibromofluoromethane (S)	%	101	70-130	05/17/19 15:37	
Toluene-d8 (S)	%	100	70-130	05/17/19 15:37	

LABORATORY CONTROL SAMPLE: 1868101

Parameter	Units	Spike Conc.	LCS Result	LCS % Rec	% Rec Limits	Qualifiers
1,1,1-Trichloroethane	ug/L	50	52.4	105	70-130	
1,1,2,2-Tetrachloroethane	ug/L	50	50.3	101	70-130	
1,1,2-Trichloroethane	ug/L	50	54.3	109	70-130	
1,1-Dichloroethane	ug/L	50	56.7	113	73-150	
1,1-Dichloroethene	ug/L	50	57.2	114	73-138	
1,2,4-Trichlorobenzene	ug/L	50	48.1	96	70-130	
1,2-Dibromo-3-chloropropane	ug/L	50	44.4	89	64-129	
1,2-Dibromoethane (EDB)	ug/L	50	52.1	104	70-130	
1,2-Dichlorobenzene	ug/L	50	47.5	95	70-130	
1,2-Dichloroethane	ug/L	50	54.1	108	75-140	
1,2-Dichloropropane	ug/L	50	53.8	108	73-135	
1,3-Dichlorobenzene	ug/L	50	47.3	95	70-130	
1,4-Dichlorobenzene	ug/L	50	47.4	95	70-130	
Benzene	ug/L	50	58.5	117	70-130	
Bromodichloromethane	ug/L	50	56.2	112	70-130	
Bromoform	ug/L	50	46.2	92	68-129	
Bromomethane	ug/L	50	42.4	85	18-159	

Results presented on this page are in the units indicated by the "Units" column except where an alternate unit is presented to the right of the result.

REPORT OF LABORATORY ANALYSIS

This report shall not be reproduced, except in full,
without the written consent of Pace Analytical Services, LLC.

QUALITY CONTROL DATA

Project: N1969A07/010 BETTER BRITE
Pace Project No.: 40187620

LABORATORY CONTROL SAMPLE: 1868101

Parameter	Units	Spike Conc.	LCS Result	LCS % Rec	% Rec Limits	Qualifiers
Carbon tetrachloride	ug/L	50	51.1	102	70-130	
Chlorobenzene	ug/L	50	50.3	101	70-130	
Chloroethane	ug/L	50	50.5	101	53-147	
Chloroform	ug/L	50	54.9	110	74-136	
Chloromethane	ug/L	50	36.5	73	29-115	
cis-1,2-Dichloroethene	ug/L	50	54.7	109	70-130	
cis-1,3-Dichloropropene	ug/L	50	49.4	99	70-130	
Dibromochloromethane	ug/L	50	46.0	92	70-130	
Dichlorodifluoromethane	ug/L	50	34.2	68	10-130	
Ethylbenzene	ug/L	50	56.0	112	80-124	
Isopropylbenzene (Cumene)	ug/L	50	56.7	113	70-130	
m&p-Xylene	ug/L	100	113	113	70-130	
Methyl-tert-butyl ether	ug/L	50	55.9	112	54-137	
Methylene Chloride	ug/L	50	56.2	112	73-138	
o-Xylene	ug/L	50	55.1	110	70-130	
Styrene	ug/L	50	54.5	109	70-130	
Tetrachloroethene	ug/L	50	53.0	106	70-130	
Toluene	ug/L	50	55.0	110	80-126	
trans-1,2-Dichloroethene	ug/L	50	56.4	113	73-145	
trans-1,3-Dichloropropene	ug/L	50	48.2	96	70-130	
Trichloroethene	ug/L	50	54.5	109	70-130	
Trichlorofluoromethane	ug/L	50	54.4	109	76-147	
Vinyl chloride	ug/L	50	49.2	98	51-120	
4-Bromofluorobenzene (S)	%			107	70-130	
Dibromofluoromethane (S)	%			101	70-130	
Toluene-d8 (S)	%			99	70-130	

MATRIX SPIKE & MATRIX SPIKE DUPLICATE: 1868138 1868139

Parameter	Units	MS		MSD		MS Result	MSD Result	MS % Rec	MSD % Rec	% Rec Limits	RPD	Max RPD	Qual
		40187733004	Result	Spike Conc.	Spike Conc.								
1,1,1-Trichloroethane	ug/L	<0.24	50	50	55.1	55.9	110	112	70-130	1	20		
1,1,2,2-Tetrachloroethane	ug/L	<0.28	50	50	52.3	52.4	105	105	70-130	0	20		
1,1,2-Trichloroethane	ug/L	<0.55	50	50	56.4	56.8	113	114	70-137	1	20		
1,1-Dichloroethane	ug/L	<0.27	50	50	58.7	59.6	117	119	73-153	1	20		
1,1-Dichloroethene	ug/L	<0.24	50	50	60.0	60.9	120	122	73-138	1	20		
1,2,4-Trichlorobenzene	ug/L	<0.95	50	50	51.0	51.4	102	102	70-130	1	20		
1,2-Dibromo-3-chloropropane	ug/L	<1.8	50	50	46.6	47.1	93	94	58-129	1	20		
1,2-Dibromoethane (EDB)	ug/L	<0.83	50	50	53.9	54.7	108	109	70-130	1	20		
1,2-Dichlorobenzene	ug/L	<0.71	50	50	49.6	50.2	99	100	70-130	1	20		
1,2-Dichloroethane	ug/L	<0.28	50	50	55.9	56.8	112	114	75-140	1	20		
1,2-Dichloropropane	ug/L	<0.28	50	50	55.4	56.8	111	114	71-138	3	20		
1,3-Dichlorobenzene	ug/L	<0.63	50	50	49.6	49.9	99	100	70-130	1	20		
1,4-Dichlorobenzene	ug/L	<0.94	50	50	49.7	49.9	99	100	70-130	0	20		

Results presented on this page are in the units indicated by the "Units" column except where an alternate unit is presented to the right of the result.

REPORT OF LABORATORY ANALYSIS

This report shall not be reproduced, except in full,
without the written consent of Pace Analytical Services, LLC.

QUALITY CONTROL DATA

Project: N1969A07/010 BETTER BRITE

Pace Project No.: 40187620

MATRIX SPIKE & MATRIX SPIKE DUPLICATE: 1868138 1868139												
Parameter	Units	MS		MSD		MS Result	MSD Result	MS % Rec	MSD % Rec	% Rec Limits	Max RPD	Qual
		40187733004 Result	Spike Conc.	Spike Conc.	MS Result							
Benzene	ug/L	<0.25	50	50	60.9	61.7	122	123	70-130	1	20	
Bromodichloromethane	ug/L	<0.36	50	50	58.6	59.6	117	119	70-130	2	20	
Bromoform	ug/L	<4.0	50	50	48.0	48.1	96	96	68-129	0	20	
Bromomethane	ug/L	<0.97	50	50	49.2	51.5	98	103	15-170	5	20	
Carbon tetrachloride	ug/L	<0.17	50	50	53.3	54.1	107	108	70-130	2	20	
Chlorobenzene	ug/L	<0.71	50	50	52.6	52.4	105	105	70-130	0	20	
Chloroethane	ug/L	<1.3	50	50	52.6	53.9	105	108	51-148	2	20	
Chloroform	ug/L	<1.3	50	50	57.1	57.9	114	116	74-136	1	20	
Chloromethane	ug/L	<2.2	50	50	37.8	38.7	76	77	23-115	2	20	
cis-1,2-Dichloroethene	ug/L	<0.27	50	50	57.0	58.2	114	116	70-131	2	20	
cis-1,3-Dichloropropene	ug/L	<3.6	50	50	51.4	52.2	103	104	70-130	2	20	
Dibromochloromethane	ug/L	<2.6	50	50	47.7	48.1	95	96	70-130	1	20	
Dichlorodifluoromethane	ug/L	<0.50	50	50	35.6	35.9	71	72	10-132	1	20	
Ethylbenzene	ug/L	<0.22	50	50	58.3	58.7	117	117	80-125	1	20	
Isopropylbenzene (Cumene)	ug/L	<0.39	50	50	58.9	59.4	118	119	70-130	1	20	
m&p-Xylene	ug/L	<0.47	100	100	117	117	117	117	70-130	0	20	
Methyl-tert-butyl ether	ug/L	<1.2	50	50	58.3	59.2	117	118	51-145	2	20	
Methylene Chloride	ug/L	<0.58	50	50	58.2	59.4	116	119	73-140	2	20	
o-Xylene	ug/L	<0.26	50	50	57.2	57.3	114	115	70-130	0	20	
Styrene	ug/L	<0.47	50	50	56.3	56.7	113	113	70-130	1	20	
Tetrachloroethene	ug/L	<0.33	50	50	55.1	55.4	110	111	70-130	0	20	
Toluene	ug/L	<0.17	50	50	56.8	57.4	114	115	80-131	1	20	
trans-1,2-Dichloroethene	ug/L	<1.1	50	50	58.8	59.6	118	119	73-148	1	20	
trans-1,3-Dichloropropene	ug/L	<4.4	50	50	49.8	49.9	100	100	70-130	0	20	
Trichloroethene	ug/L	<0.26	50	50	56.3	58.1	113	116	70-130	3	20	
Trichlorofluoromethane	ug/L	<0.21	50	50	56.4	57.6	113	115	74-147	2	20	
Vinyl chloride	ug/L	<0.17	50	50	52.0	51.6	104	103	41-129	1	20	
4-Bromofluorobenzene (S)	%						106	106	70-130			
Dibromofluoromethane (S)	%						100	100	70-130			
Toluene-d8 (S)	%						99	99	70-130			

Results presented on this page are in the units indicated by the "Units" column except where an alternate unit is presented to the right of the result.

REPORT OF LABORATORY ANALYSIS

This report shall not be reproduced, except in full,
without the written consent of Pace Analytical Services, LLC.

QUALITY CONTROL DATA

Project: N1969A07/010 BETTER BRITE
Pace Project No.: 40187620

QC Batch: 321534 Analysis Method: SM 3500-Cr B (Online)
QC Batch Method: SM 3500-Cr B (Online) Analysis Description: Chromium, Hexavalent by 3500
Associated Lab Samples: 40187620002, 40187620003, 40187620004, 40187620005

METHOD BLANK: 1867274 Matrix: Water
Associated Lab Samples: 40187620002, 40187620003, 40187620004, 40187620005

Parameter	Units	Blank Result	Reporting Limit	Analyzed	Qualifiers
Chromium, Hexavalent	mg/L	<0.0051	0.017	05/16/19 09:30	

LABORATORY CONTROL SAMPLE: 1867275

Parameter	Units	Spike Conc.	LCS Result	LCS % Rec	% Rec Limits	Qualifiers
Chromium, Hexavalent	mg/L	0.3	0.30	99	90-110	

MATRIX SPIKE & MATRIX SPIKE DUPLICATE: 1867276 1867277

Parameter	Units	40187620002 Result	MS Spike Conc.	MSD Spike Conc.	MS Result	MSD Result	MS % Rec	MSD % Rec	% Rec Limits	RPD	Max RPD	Qual
Chromium, Hexavalent	mg/L	<0.13	7.5	7.5	7.0	7.3	93	97	90-110	4	20	

Results presented on this page are in the units indicated by the "Units" column except where an alternate unit is presented to the right of the result.

REPORT OF LABORATORY ANALYSIS

This report shall not be reproduced, except in full,
without the written consent of Pace Analytical Services, LLC.

QUALIFIERS

Project: N1969A07/010 BETTER BRITE

Pace Project No.: 40187620

DEFINITIONS

DF - Dilution Factor, if reported, represents the factor applied to the reported data due to dilution of the sample aliquot.

ND - Not Detected at or above LOD.

J - Estimated concentration at or above the LOD and below the LOQ.

LOD - Limit of Detection adjusted for dilution factor, percent moisture, initial weight and final volume.

LOQ - Limit of Quantitation adjusted for dilution factor, percent moisture, initial weight and final volume.

S - Surrogate

1,2-Diphenylhydrazine decomposes to and cannot be separated from Azobenzene using Method 8270. The result for each analyte is a combined concentration.

Consistent with EPA guidelines, unrounded data are displayed and have been used to calculate % recovery and RPD values.

LCS(D) - Laboratory Control Sample (Duplicate)

MS(D) - Matrix Spike (Duplicate)

DUP - Sample Duplicate

RPD - Relative Percent Difference

NC - Not Calculable.

SG - Silica Gel - Clean-Up

U - Indicates the compound was analyzed for, but not detected at or above the adjusted LOD.

N-Nitrosodiphenylamine decomposes and cannot be separated from Diphenylamine using Method 8270. The result reported for each analyte is a combined concentration.

Pace Analytical is TNI accredited. Contact your Pace PM for the current list of accredited analytes.

TNI - The NELAC Institute.

LABORATORIES

PASI-G Pace Analytical Services - Green Bay

ANALYTE QUALIFIERS

D3 Sample was diluted due to the presence of high levels of non-target analytes or other matrix interference.

REPORT OF LABORATORY ANALYSIS

This report shall not be reproduced, except in full,
without the written consent of Pace Analytical Services, LLC.

QUALITY CONTROL DATA CROSS REFERENCE TABLE

Project: N1969A07/010 BETTER BRITE

Pace Project No.: 40187620

Lab ID	Sample ID	QC Batch Method	QC Batch	Analytical Method	Analytical Batch
40187620001	TRIP BLANK	EPA 8260	321680		
40187620005	MW-116	EPA 8260	321680		
40187620002	MW-111	SM 3500-Cr B (Online)	321534		
40187620003	MW-115	SM 3500-Cr B (Online)	321534		
40187620004	MW-115A	SM 3500-Cr B (Online)	321534		
40187620005	MW-116	SM 3500-Cr B (Online)	321534		

REPORT OF LABORATORY ANALYSIS

This report shall not be reproduced, except in full,
without the written consent of Pace Analytical Services, LLC.

Sample Preservation Receipt Form

Pace Analytical Services, LLC
1241 Bellevue Street, Suite 900
Green Bay, WI 54304

Page 1 of 18

Client Name: Ompri

Project # 40187620

All containers needing preservation have been checked and noted below: Yes No N/A

Lab Lot# of pH paper:

Lab Std #ID of preservation (if pH adjusted):


Initial when completed:

Date/Time:

Pace Lab #	Glass							Plastic						Vials					Jars			General			VOA Vials (>6mm) *	H2SO4 pH ≤2	NaOH+Zn Act pH ≥9	NaOH pH ≥12	HNO3 pH ≤2	pH after adjusted	Volume (mL)				
	AG1U	AG1H	AG4S	AG4U	AG5U	AG2S	BG3U	BP1U	BP2N	BP2Z	BP3U	BP3B	BP3N	BP3S	DG9A	DG9T	VG9U	VG9H	VG9M	VG9D	JGFU	WGFU	WPFU	SP5T								ZPLC	GN		
001																	2																		2.5 / 5 / 10
002																																			2.5 / 5 / 10
003																																			2.5 / 5 / 10
004																																			2.5 / 5 / 10
005																																			2.5 / 5 / 10
006																																			2.5 / 5 / 10
007																																			2.5 / 5 / 10
008																																			2.5 / 5 / 10
009																																			2.5 / 5 / 10
010																																			2.5 / 5 / 10
011																																			2.5 / 5 / 10
012																																			2.5 / 5 / 10
013																																			2.5 / 5 / 10
014																																			2.5 / 5 / 10
015																																			2.5 / 5 / 10
016																																			2.5 / 5 / 10
017																																			2.5 / 5 / 10
018																																			2.5 / 5 / 10
019																																			2.5 / 5 / 10
020																																			2.5 / 5 / 10

Exceptions to preservation check (VOA, Coliform, TOC, TOX, TOH, O&G, WIDRO, Phenolics, Other: _____) Headspace in VOA Vials (>6mm): Yes No N/A *If yes look in headspace column

AG1U 1 liter amber glass	BP1U 1 liter plastic unpres	DG9A 40 mL amber ascorbic	JGFU 4 oz amber jar unpres
AG1H 1 liter amber glass HCL	BP2N 500 mL plastic HNO3	DG9T 40 mL amber Na Thio	WGFU 4 oz clear jar unpres
AG4S 125 mL amber glass H2SO4	BP2Z 500 mL plastic NaOH, Znact	VG9U 40 mL clear vial unpres	WPFU 4 oz plastic jar unpres
AG4U 120 mL amber glass unpres	BP3U 250 mL plastic unpres	VG9H 40 mL clear vial HCL	
AG5U 100 mL amber glass unpres	BP3B 250 mL plastic NaOH	VG9M 40 mL clear vial MeOH	
AG2S 500 mL amber glass H2SO4	BP3N 250 mL plastic HNO3	VG9D 40 mL clear vial DI	SP5T 120 mL plastic Na Thiosulfate
BG3U 250 mL clear glass unpres	BP3S 250 mL plastic H2SO4		ZPLC ziploc bag
			GN:


 1241 Bellevue Street, Green Bay, WI 54302	Document Name: Sample Condition Upon Receipt (SCUR)	Document Revised: 25Apr2018
	Document No.: F-GB-C-031-Rev.07	Issuing Authority: Pace Green Bay Quality Office

Sample Condition Upon Receipt Form (SCUR)

Client Name: Omhni

Project #:

WO#: 40187620



40187620

Courier: CS Logistics Fed Ex Speedee UPS Walco
 Client Pace Other: _____

Tracking #: _____

Custody Seal on Cooler/Box Present: yes no Seals intact: yes no

Custody Seal on Samples Present: yes no Seals intact: yes no

Packing Material: Bubble Wrap Bubble Bags None Other

Thermometer Used SR - NA Type of Ice: Wet Blue Dry None Samples on ice, cooling process has begun

Cooler Temperature Uncorr: _____ / Corr: ROI

Temp Blank Present: yes no Biological Tissue is Frozen: yes no

Person examining contents:
 Date: 5/15/19
 Initials: DS

Temp should be above freezing to 6°C.
 Biota Samples may be received at ≤ 0°C.

Chain of Custody Present:	<input checked="" type="checkbox"/> Yes <input type="checkbox"/> No <input type="checkbox"/> N/A	1.
Chain of Custody Filled Out:	<input checked="" type="checkbox"/> Yes <input type="checkbox"/> No <input type="checkbox"/> N/A	2.
Chain of Custody Relinquished:	<input checked="" type="checkbox"/> Yes <input type="checkbox"/> No <input type="checkbox"/> N/A	3.
Sampler Name & Signature on COC:	<input checked="" type="checkbox"/> Yes <input type="checkbox"/> No <input type="checkbox"/> N/A	4.
Samples Arrived within Hold Time:	<input checked="" type="checkbox"/> Yes <input type="checkbox"/> No	5.
- VOA Samples frozen upon receipt	<input type="checkbox"/> Yes <input type="checkbox"/> No	Date/Time:
Short Hold Time Analysis (<72hr):	<input checked="" type="checkbox"/> Yes <input type="checkbox"/> No	6.
Rush Turn Around Time Requested:	<input type="checkbox"/> Yes <input checked="" type="checkbox"/> No	7.
Sufficient Volume:		8.
For Analysis: <input checked="" type="checkbox"/> Yes <input type="checkbox"/> No MS/MSD: <input type="checkbox"/> Yes <input checked="" type="checkbox"/> No <input type="checkbox"/> N/A		
Correct Containers Used:	<input checked="" type="checkbox"/> Yes <input type="checkbox"/> No	9.
-Pace Containers Used:	<input checked="" type="checkbox"/> Yes <input type="checkbox"/> No <input type="checkbox"/> N/A	
-Pace IR Containers Used:	<input type="checkbox"/> Yes <input type="checkbox"/> No <input checked="" type="checkbox"/> N/A	
Containers Intact:	<input checked="" type="checkbox"/> Yes <input type="checkbox"/> No	10.
Filtered volume received for Dissolved tests	<input type="checkbox"/> Yes <input type="checkbox"/> No <input checked="" type="checkbox"/> N/A	11.
Sample Labels match COC:	<input type="checkbox"/> Yes <input checked="" type="checkbox"/> No <input type="checkbox"/> N/A	12. <u>no times</u>
-Includes date/time/ID/Analysis Matrix: <u>W</u>		<u>5/15/19</u>
Trip Blank Present:	<input checked="" type="checkbox"/> Yes <input type="checkbox"/> No <input type="checkbox"/> N/A	13.
Trip Blank Custody Seals Present	<input checked="" type="checkbox"/> Yes <input type="checkbox"/> No <input type="checkbox"/> N/A	
Pace Trip Blank Lot # (if purchased): <u>423</u>		

Client Notification/ Resolution: _____ If checked, see attached form for additional comments

Person Contacted: _____ Date/Time: _____

Comments/ Resolution: _____

Project Manager Review: _____

Date: 5/15/19

Received 8/13/19



1 Systems Drive
Appleton, WI 54914

Keld Lauridsen
Wisconsin Department of Natural Resources
2984 Shawano Avenue
Green Bay, WI 54313

INVOICE
No. N1969A07_010-1
08/12/2019

Groundwater sampling at Better Brite, De Pere, WI
N1969A07_010

For Services Rendered Through 7/31/2019
Project Manager: Brian Wayner

Professional Services	Hours	Rate	Amount
Groundwater sampling at Better Brite, De Pere, WI			
Kennedy, Kimberly M	35.25	\$75.00	\$2,643.75
Wayner, Brian	2.75	\$110.00	\$302.50
		Sub-total	\$2,946.25

Expenses	Qty	Rate	Amount
Mileage-OMNNI Vehicle	144.00	\$.80	\$115.20
		Sub-total	\$115.20

Sub-Consultants	Date	Invoice	Amount
Pace Analytical Services Inc	5/28/2019	1940066756	\$375.00
Pace Analytical Services Inc	5/29/2019	1940066440	\$210.00
		Sub-total	\$585.00
		Invoice Total	\$3,646.45

Project Manager: Brian Wayner

Approved for payment
Keld Lauridsen 8/13/19

Lauridsen, Keld B - DNR

From: Brian Wayner <Brian.Wayner@omni.com>
Sent: Tuesday, August 13, 2019 8:52 AM
To: Lauridsen, Keld B - DNR
Subject: OMNNI Invoice for Groundwater Sampling at the Better Brite Site
Attachments: OMNNI Invoice for Better Brite GW sampling 190813.pdf

Hi Keld,

Welcome back. I hope you had a good time.

Attached is the invoice for the Better Brite groundwater sampling event and reporting. If you need a professional services form filled out or any other documentation, please let me know.

Brian D. Wayner, P.E.

Environmental Manager

OMNNI Associates, Inc.

One N. Systems Drive, Appleton, WI 54914-1654

800.571.6677, 920.830.6141 (D), 920.830.6100 (F)

bwayner@omni.com

This email is subject to OMNNI Associates, Inc. Electronic File Disclaimer. For full disclaimer see http://www.omni.org/legal/OMNNI_Email_Disclaimer.pdf

August 13, 2019

Mr. Keld Lauridsen
Hydrogeologist/Project Manager
WDNR-Northeast Region RR
2984 Shawano Avenue
Green Bay, WI 54313-6727

**RE: Former Better Brite Chrome Shop and Zinc Shop – groundwater sampling
OMNI Invoice**

Dear Keld:

Enclosed is OMNI's invoice for services performed at the former Better Brite facilities. Invoice #N1969A07_010-1 is for groundwater sampling, laboratory analysis, reporting, and correspondence. A paper copy and pdf of the summary report were sent to you. Copies of the laboratory invoices have been enclosed for reference.

If you have any questions regarding this invoice or the project in general, please contact me.

Sincerely,
OMNI Associates, Inc.



Brian D. Wayner, P.E.
Environmental Manager

Attachments



1 Systems Drive
Appleton, WI 54914

Keld Lauridsen
Wisconsin Department of Natural Resources
2984 Shawano Avenue
Green Bay, WI 54313

INVOICE
No. N1969A07_010-1
08/12/2019

Groundwater sampling at Better Brite, De Pere, WI
N1969A07_010

For Services Rendered Through 7/31/2019
Project Manager: Brian Wayner

Professional Services	Hours	Rate	Amount
Groundwater sampling at Better Brite, De Pere, WI			
Kennedy, Kimberly M	35.25	\$75.00	\$2,643.75
Wayner, Brian	2.75	\$110.00	\$302.50
		Sub-total	\$2,946.25

Expenses	Qty	Rate	Amount
Mileage-OMNNI Vehicle	144.00	\$.80	\$115.20
		Sub-total	\$115.20

Sub-Consultants	Date	Invoice	Amount
Pace Analytical Services Inc	5/28/2019	1940066756	\$375.00
Pace Analytical Services Inc	5/29/2019	1940066440	\$210.00
		Sub-total	\$585.00
		Invoice Total	\$3,646.45

Project Manager: Brian Wayner



INVOICE

Pace Analytical Services, LLC
 1241 Bellevue Street - Suite 9
 Green Bay, WI 54302
 Phone: (920)469-2436

Invoice Number: 1940066440
Date: 05/22/2019
Total Amount Due: \$210.00

Sold To:

Omni Associates, Inc.
 Omni Associates, Inc.
 One Systems Drive
 Appleton, WI 54914-1654
 (920) 830-6141

Please Remit To:

Pace Analytical Services, LLC
 P.O. Box 684056
 Chicago, IL 60695-4056

Client Number/Client ID	Purchase Order No	Pace Project Mgr	Terms**	Page
40-000578 / OMNNI ASSOC.		Steven Mleczo	Net 30 Days	1

Client Project: N1969A07/010 BETTER BRITE
Pace Project No: 40187620
Report Sent To: Brian Wayner, Omni Associates, Inc.
Comments:

Client Name: OMNNI ASSOCIATES, INC.
Sample Received: 5/15/2019

Description	Quantity	Price	Total
8260 MSV	1	\$0.00	\$0.00
8260 MSV	1	\$65.00	\$65.00
Chromium, Hexavalent	4	\$35.00	\$140.00
Environmental Impact Fee	1	\$5.00	\$5.00

Total Number of Charges 7

Total Invoice Amount \$210.00

*If you have any questions, please contact Steven Mleczo at Pace.
 Phone: (920)469-2436 Email: steve.mleczo@pacelabs.com*

Reference Only

****1.5% MONTHLY FINANCE CHARGE ASSESSED AFTER 30 DAYS OR TERMS OF CONTRACT.
 PLEASE REFERENCE THE INVOICE NUMBER ON ALL REMITTANCE ADVICE.**

Please complete and return copy of invoice with your payment.

INVOICE TOTAL \$210.00

Amount Paid: \$ _____

Check No: _____

Customer No: 40-000578 Invoice No: 1940066440



INVOICE

Pace Analytical Services, LLC
 1241 Bellevue Street - Suite 9
 Green Bay, WI 54302
 Phone: (920)469-2436

Invoice Number: 1940066756
Date: 05/28/2019
Total Amount Due: \$375.00

Sold To:

Omni Associates, Inc.
 Omni Associates, Inc.
 One Systems Drive
 Appleton, WI 54914-1654
 (920) 830-6141

Please Remit To:

Pace Analytical Services, LLC
 P.O. Box 684056
 Chicago, IL 60695-4056

Client Number/Client ID	Purchase Order No	Pace Project Mgr	Terms**	Page
40-000578 / OMNNI ASSOC.		Steven Mleczo	Net 30 Days	1

Client Project: N1969A07/010 BETTER BRITE
Pace Project No: 40187578
Report Sent To: Brian Wayner, Omni Associates, Inc.
Comments:

Client Name: OMNNI ASSOCIATES, INC.
Sample Received: 5/14/2019

Description	Quantity	Price	Total
335.4 Cyanide	1	\$25.00	\$25.00
8260 MSV	1	\$0.00	\$0.00
8260 MSV	1	\$65.00	\$65.00
Chromium, Hexavalent	8	\$35.00	\$280.00
Environmental Impact Fee	1	\$5.00	\$5.00

Total Number of Charges 12

Total Invoice Amount \$375.00

*If you have any questions, please contact Steven Mleczo at Pace.
 Phone: (920)469-2436 Email: steve.mleczo@pacelabs.com*

Reference Only

****1.5% MONTHLY FINANCE CHARGE ASSESSED AFTER 30 DAYS OR TERMS OF CONTRACT.
 PLEASE REFERENCE THE INVOICE NUMBER ON ALL REMITTANCE ADVICE.**

Please complete and return copy of invoice with your payment.

INVOICE TOTAL \$375.00

Amount Paid: \$ _____

Check No: _____

Customer No: 40-000578 Invoice No: 1940066756

Lauridsen, Keld B - DNR

From: Lauridsen, Keld B - DNR
Sent: Thursday, March 28, 2019 11:41 AM
To: 'Kimberly Kennedy'
Cc: Brian Wayner; Herrera, Adrian - DNR; Chronert, Roxanne N - DNR; Fox, Shelley L - DNR
Subject: RE: SOW for groundwater sampling at Better Brite, De Pere, WI

Kim,

This email serves as DNR approval of your cost estimate of \$3,663 and a notice to proceed with the requested groundwater sampling SOW at the above referenced site.

I will have groundwater monitoring wells W1 and W1A purged by Foth prior to your arrival.

Let me know when you have it scheduled.

Thanks,

-Keld

We are committed to service excellence.

Visit our survey at <http://dnr.wi.gov/customersurvey> to evaluate how I did.

Keld B. Lauridsen

Phone: (920) 662-5420

Keld.Lauridsen@wisconsin.gov

From: Kimberly Kennedy <Kimberly.Kennedy@omni.com>
Sent: Thursday, March 28, 2019 10:47 AM
To: Lauridsen, Keld B - DNR <Keld.Lauridsen@wisconsin.gov>
Cc: Brian Wayner <Brian.Wayner@omni.com>
Subject: [WARNING: ATTACHMENT(S) MAY CONTAIN MALWARE]RE: SOW for groundwater sampling at Better Brite, De Pere, WI

Keld,

Attached is our proposed scope of work and level of effort cost to complete the groundwater sampling for the Better Brite sites. Let me know if you have any questions on the attachment. Thank you for allowing us with an opportunity to submit a proposal.

Kim Kennedy

Environmental Technician



OMNI ASSOCIATES, INC.

ONE SYSTEMS DRIVE, APPLETON, WI 54914

P:920-735-6900 | F:920-830-6100 | D:920-830-6174

From: Lauridsen, Keld B - DNR <Keld.Lauridsen@wisconsin.gov>
Sent: Tuesday, March 26, 2019 4:08 PM
To: Brian Wayner <Brian.Wayner@omni.com>
Cc: ryan.williamj@epa.gov; Herrera, Adrian - DNR <Adrian.Herrera@wisconsin.gov>; Chronert, Roxanne N - DNR <Roxanne.Chronert@wisconsin.gov>; Fox, Shelley L - DNR <Shelley.Fox@wisconsin.gov>
Subject: SOW for groundwater sampling at Better Brite, De Pere, WI

Brian:

Please provide the Department a cost estimate for the following SOW for a groundwater sampling event at the former Better Brite Zinc and Chrome Shop sites in De Pere, WI. Sampling should be completed as soon as your schedule allows.

Chrome Shop:

Collect groundwater samples from monitoring wells MW111, MW115, MW115A and MW116 using conventional sampling techniques. Groundwater samples are to be analyzed for hexavalent chromium.

Monitoring well MW116 is also to be analyzed for VOC.

Zinc Shop:

Collect groundwater samples from monitoring points W1, W1A, MW3R, MW5, MW6, MW9, MW10 and the Zinc Shop sump using conventional sampling techniques. Grab sampling without any purging is acceptable for monitoring points W1 and W1A due damaged well screens/casings. The Department will make an effort to have the current treatment plant operator (Foth Infrastructure & Environment) purge these 2 wells prior to the next sampling event using plastic tubing and a pump. Groundwater samples from all the monitoring points are to be analyzed for hexavalent chromium.

The Zinc Shop sump is also to be analyzed for cyanide and VOC.

Groundwater elevations are to be determined for all groundwater monitoring points sampled. The groundwater elevation at the Zinc Shop sump should also be determined and included on the well specific field sheets.

Visually inspect all wells not sampled and note if any repairs are needed. If possible, minor repairs can be completed during this sampling event. Any cost associated with well repairs will be paid in addition to the cost estimate for the sampling activities.

All data is to be provided in tabular format attached to a letter update report.

Please let me know if you have any questions.

Thanks,

-Keld

We are committed to service excellence.

Visit our survey at <http://dnr.wi.gov/customersurvey> to evaluate how I did.

Keld B. Lauridsen

Hydrogeologist – Remediation & Redevelopment Program
Wisconsin Department of Natural Resources
2984 Shawano Avenue
Green Bay, WI 54313
Phone: (920) 662-5420
Keld.Lauridsen@wisconsin.gov



This email is subject to OMNNI Associates, Inc. Electronic File Disclaimer. For full disclaimer see http://www.omnni.org/legal/OMNNI_Email_Disclaimer.pdf

March 28, 2019

Mr. Keld Lauridsen
Hydrogeologist/Project Manager
DNR-Northeast Region RR
P.O. Box 10448
Green Bay, WI 54307-0448

**RE: Better Brite Superfund Site, De Pere, WI
Groundwater Sampling Proposal**

Dear Keld:

Attached is our proposed level of effort for the groundwater sampling services requested at the Better Brite Superfund site. Our proposal is in response to your request for a cost estimate emailed on March 26, 2019.

Our level of effort is broken down as follows:

- Preparing for sampling, which includes notifying the Wisconsin Department of Natural Resources (DNR) project manager, coordinating with the laboratory, obtaining sampling containers, preparing labels, preparing chain of custody, Geo7X setup, and mobilization.
- Visual inspection, which includes locating and visually inspecting the cover of the 22 monitoring points which do not require groundwater analysis.
 - We estimated 10 minutes per monitoring point to locate the point, verify the GPS location, take a picture of the monitoring point cover, and note any general issues with the monitoring point cover.
 - If possible, minor repairs would be made to the monitoring well cover. Any cost associated with the monitoring well repairs would be paid in addition to the cost estimate provided for the sampling services.
- Monitoring well sampling, which includes determining the depth of groundwater and collecting a sample from 11 monitoring points.
 - We estimated 45 minutes per sampled monitoring point to locate the point, open the cover, take and record water elevation, decontaminate the water

level meter, purge the monitoring point with the provided bailer, take an unfiltered sample, which will be analyzed for hexavalent chromium, process the sample, complete the chain of custody, clean the cover, note any issues with the monitoring point, and secure the cover. Monitoring well MW116 will also be analyzed for VOCs.

- Sump sampling.
 - We estimated 30 minutes to access the Zinc Shop sump, measure the water level in the sump, collect an unfiltered sample, which will be analyzed for hexavalent chromium, VOCs, and cyanide, process the sample, complete the chain of custody, and secure the sump enclosure.
- Travel time.
 - We estimated two days of mobilization at 2.5 hours per day to travel to the site, travel between the sites, travel to the laboratory, and return to our office.
- Because of the short holding time for hexavalent chromium analysis, we are planning on delivering the samples to Pace Analytical rather than arranging for courier pickup.
- Purge water would be disposed at the treatment facility located at 315 South Sixth Street.
- Reporting/Project Management.
 - The letter report would consist of brief discussion of the sampling activities, the analytical report from the laboratory, summary tables of the analysis, a site location map, monitoring well locations maps with updated monitoring point locations, photographic summary, and well specific field sheets.
 - Project management will consist of reporting to the DNR project manager, and processing invoices.

Assumptions:

- The Zinc Shop sump can be readily accessed (building can be entered, sump enclosure gate can be unlocked and we can access the sump in a straightforward manner).
- All monitoring points can be accessed. The owner of the property that MW-111 is located is home and/or the dogs are not outside.

- W1, W1A and MW2, due to damaged well screens/casings, will be purged by others prior to the sampling event.
- The sampling event can be performed before the ground is snow covered.

We are not intending to provide, but can provide if requested, the following services:

- Groundwater elevations at monitoring points not sampled.
- Groundwater contour maps.
- Monitoring well cover repair, beyond minor repairs.
- Bailer replacement.
- Duplicate samples and analysis.
- pH/Conductivity/Temperature readings.

What we will need from the DNR:

- Access to the properties and treatment facility.
- Authorization to provide the services, in the form of a purchase order, service agreement, contract, or email notification.

We value the relationship built with the DNR on similar projects in the past, and we look forward to continuing to work with you. If you have any questions on our proposed services, please contact me at 920/830-6174 or kkennedy@omni.com.

Very truly yours,
OMNNI Associates, Inc.



Kimberly Kennedy
Environmental Technician

Enclosures

CC: Brian Wayner

**Better Brite Groundwater Sampling
Level-of-Effort 2019**

		Consultant Fees		Equipment/Commodity Costs			Total
		Hours	Rate	Quantity	Unit	Unit Cost	
Groundwater Sampling Event							
Brian	Project Manager/Engineer	4	\$110				\$440
Jason	GIS/Mapping Engineer	2	\$105				\$210
Kim	Environmental Technician	18	\$75				\$1,350
	Mileage			160	mile	\$0.80	\$128
Pace	Laboratory Analysis - Groundwater						
	Hexavalent Chromium			12	sample	\$40	\$480
	VOCs			2	sample	\$65	\$130
	VOCs - Trip Blank			1	sample	\$0	\$0
	Antimony			0	sample	\$12	\$0
	Cyanide			1	sample	\$35	\$35
							\$2,773
Reporting/Project Management							
Brian	Project Manager/Engineer	4	\$110				\$440
Kim	Environmental Technician	6	\$75				\$450
							\$890

Total Proposed Cost: \$3,663

Clarifications:

1. We do not markup subcontractor or commodity items. We have included the subcontractor proposals that we used to prepare the above level-of-effort for your review.
2. If any additional clarification on our proposed level-of-effort is required, please contact us.

Laboratory Quote Reference Number:

Pace Analytical 032719

Analytical Parameter	Analysis Method	Estimated Annual Quantity	Unit Price	Extended Price
Groundwater				
Hexavalent Chromium	SW-846-7196A	12	\$40	\$480.00
VOC	SW-846-8260	2	\$65	\$130.00
VOC Trip Blank	SW-846-8260	1	\$0	\$0.00
Antimony		0	\$0	\$0.00
Total Cyanide	EPA 335.4	1	\$35	\$35.00
Total Extended Price:				\$645.00

Scope of Services:

Laboratory analysis of groundwater samples collected from a former plating facility.

Site: Better Brite, De Pere, WI
Client: OMNNI Associates, Inc., One Systems Drive, Appleton, WI 54914-1654
Invoice to: OMNNI Associates
Report to: OMNNI Associates

Additional Terms:

- 1) Laboratory shall perform all tests listed above for the unit prices listed during the term June 2019 – December 2019.
- 2) Unit prices shall include all necessary sampling containers and vial holders.
- 3) Subcontracted tests shall be noted on bid form
- 3) Analysis report shall be available within 14 days after laboratory received samples.
- 4) An electronic copy of the report shall be provided.
- 5) The original invoice shall be included with each analysis report for the work done on that report.
- 6) Contract may be terminated upon failure by the successful bidder to comply with the above terms.