

July 5, 2017



Environmental Programs Coordinator
Appleton Wastewater Treatment Facility
2006 East Newberry Street
Appleton, Wisconsin 54915-2758

Attn: Mr. Brian Kreski (electronic)
Phone: (920) 832-2353
Mobile: (920) 419-0649
Fax: (920) 832-5949

Re: **2017 Second Quarter Compliance Monitoring Report, Industrial User (Wastewater Discharge) Permit #15-21**
N.W. Mauthe Superfund Site
725 South Outagamie Street
Appleton, Wisconsin
Terracon Project No. 58117057
BRRTS No. 02-45-000127

Dear Mr. Kreski:

Terracon Consultants, Inc. (Terracon) is pleased to submit this quarterly process compliance report for the N.W. Mauthe Superfund site, 725 South Outagamie Street, Appleton, Wisconsin. This report is submitted in conformance with the City of Appleton Industrial User No. 15-21, issued on May 31, 2015, which expires on May 31, 2018. This report covers the period of April 1, 2017, through June 30, 2017, which included monthly effluent compliance monitoring sampling. The monthly results are summarized in the attached Table 1.

The flow monitoring and sampling activities were conducted monthly at the effluent discharge point, prior to Outfall 001. During this reporting period, local limit compliance monitoring samples were collected by the City of Appleton on April 27, 2017, and by Terracon on June 8, 2017, but results from the City sampling are not yet available. Historical results are presented in the attached Table 2.

As noted in the 2012 Fourth Quarter Process Compliance Report the system was replumbed in October 2012. Consequently, a greater volume of water is retained within the equalization tank and sampling occurs directly from the port on the equalization tank discharge pipe. Due to the improvement in the system plumbing, Terracon has collected the composite effluent sample directly from the tank effluent piping during the 2017 sampling events.

Approximately 250 milliliters (mL) of the collected sample was transferred to a new, clean 250-mL plastic bottle provided by the laboratory. This unfiltered and unpreserved sample



2017 Second Quarter Compliance Monitoring Report

N.W. Mauthe Superfund Site ■ Appleton, Wisconsin

July 5, 2017 ■ Terracon Project No. 58117057



was submitted to Pace Analytical (Pace) laboratory (Green Bay, Wisconsin) for analysis of hexavalent chromium. An additional aliquot of the original sample was filtered through a 0.45 micron (μm) filter and then transferred to a clean, new 250-mL plastic bottle with nitric acid preservative provided by the laboratory. This filtered, preserved sample was submitted to Pace for analysis of total dissolved chromium. The laboratory analytic test reports and chain-of-custody record for each of the three monthly sampling rounds (April, May and June 2017) are attached. After the laboratory samples were prepared, the pH of the remaining collected discharge sample was measured with an Oakton pHTestrs.

The attached table summarizes the total metered discharge readings, pH measurements, and laboratory test results. Monthly discharge totals were calculated by linear interpolation of the actual meter readings. Total discharge during the reporting period was 329,932 gallons with a mean daily flow of approximately 3,626 gallons per day. Based on the laboratory results, there were no exceedances during this reporting period from Outfall 001.

Scott A. Hodgson, P.G. performed all the sample collection and monitoring during this reporting period. The following certification statement is required by Section 2 0-106, Chapter 20, Utilities:

"I (Scott Hodgson) certify under penalty of law that this document and all attachments were prepared under my direction or supervision in conformance with a system designed to assure that qualified personnel properly gather and evaluate the information submitted. Based on my inquiry of the person or persons who manage the system, or those persons directly responsible for gathering the information, the information submitted is, to the best of my knowledge and belief, true, accurate, and complete. I am aware that there are significant penalties for submitting false information, including the possibility of fine and imprisonment for knowing violations."

2017 Second Quarter Compliance Monitoring Report

N.W. Mauthe Superfund Site ■ Appleton, Wisconsin

July 5, 2017 ■ Terracon Project No. 58117057



Please call (920-791-9206) or email (sahodgson@terracon.com) if you have any questions or comments regarding the information provided or need additional information.

Sincerely,

The Terracon logo is positioned below the word "Sincerely,". It consists of the word "Terracon" in a bold, dark red, sans-serif font, with a large, stylized "T" at the beginning.

Scott A. Hodgson, P.G.

Senior Project Manager

SAH:sah\N:\Projects\2011\58117057\Working Files\Pre-Treatment Permit\Process Compliance reports\Terracon 2017\Second Quarter\Second Quarter 2017 Process Compliance.doc

Attachments: Table 1
Table 2
Laboratory Analytic Test Reports

Copies to: Jennifer Borski, WDNR-Oshkosh (Electronic)
File

**TABLE 1
Influent - Effluent Compliance Summary**

N.W. Mauthe Superfund Site
Appleton, Wisconsin
Terracon Project No. 58117057

Date Actual	OUTFALL 001						Manhole #1			Manhole #2			
	Date For Linear Interpolation	Metered Discharge Reading (gallons)	Gallons Discharged Between Meter Reading	Monthly Discharge (gallons)	pH	Hexavalent Chromium Lab Analysis (mg/L) [Local Limit 4.5 mg/L]	Total Chromium Lab Analysis (mg/L) [Local Limit 7.0 mg/L]	Flow Totalizer #1 Reading (gallons)	pH	Hexavalent Chromium Hach Test Kit (mg/L)	Flow Totalizer #2 Reading (gallons)	pH	Hexavalent Chromium Hach Test Kit (mg/L)
09/25/07		8,290,363											
	10/01/07	8,300,685											
10/01/07		8,301,251	10,888										
10/02/07		8,301,251	0		7.7								
10/15/07		8,324,675	23,424										
10/16/07		8,324,675	0		7.4	1.700			6.93	3.9		7.30	0.60
10/22/07		8,355,957	31,282										
10/23/07		8,355,957	0		7.5	1.500			7.04	3.75		NA	NA
10/29/07		8,370,413	14,456	October									
10/30/07		8,370,413	0	71,891	7.4	1.900			NA	NA		NA	NA
	11/01/07	8,372,575											
11/05/07		8,377,912	7,499										
11/06/07		8,377,912	0	November	8.3	1.900	1.300		7.8	4.30		8.2	0.18
11/16/07		8,386,583	8,671	21,587									
	12/01/07	8,394,162											
12/03/07		8,395,372	8,789										
12/04/07		8,395,372	0		8.6	3.100	2.500		8.4	4.60		8.6	0.16
12/12/07		8,399,522	4,150	December									
12/21/07		8,402,508	2,986	25,977									
	01/01/08	8,420,139											
01/01/08		8,420,868	18,360										
01/02/08		8,420,868	0		8.7	1.300	1.200		8.4	4.50		8.7	0.62
01/02/08		8,421,628	760										
01/10/08		8,459,333	37,705										
01/15/08		8,479,244	19,911	January									
01/25/08		8,497,063	17,819	84,612									
	02/01/08	8,504,750											
02/01/08		8,505,562	8,499										
02/03/08		8,507,408	1,846	February									
02/04/08		8,507,408	0	22,861	8.9	1.700	1.600		8.7	2.60		8.8	0.70
	03/01/08	8,527,611											
03/02/08		8,528,931	21,523	March	9.0	2.9	2.500		8.7	3.60		8.8	2.50
03/31/08		8,653,211	124,280	128,713									
	04/01/08	8,656,324											
04/01/08		8,657,629	4,418		9.0	1.6	1.530		8.7	1.60		8.9	1.45
04/01/08		8,661,298	3,669										
04/04/08		8,682,788	21,490										
04/07/08		8,697,084	14,296										
04/08/08		8,697,084	0		9.1	0.063			8.7	1.40		8.9	0.54
04/14/08		8,790,128	93,044										
04/15/08		8,790,128	0		9.1	0.36			8.7	0.90		8.8	0.17
04/15/08		8,797,710	7,582					Installed			Installed		
04/16/08		8,804,525	6,815					1,074			2,804		
04/16/08		8,806,972	2,447					1,589			3,661		
04/21/08		8,826,834	19,862					5,176			11,176		
04/22/08		8,826,834	0		9.1	0.87		5,649	8.8	0.95	12,292	8.9	0.55
04/28/08		8,860,276	33,442	April				13,291			36,802		
04/29/08		8,860,276	0	212,193	9.1	0.51		14,721	8.8	0.96	40,534	9.1	0.43
	05/01/08	8,868,517											
05/05/08		8,890,994	30,718					22,372			59,203		
05/06/08		8,890,994	0		9.1	0.95	0.679	22,844	8.7	1.14	60,259	8.8	0.62
05/12/08		8,907,573	16,579					28,018			70,853		
05/13/08		8,907,573	0		9.2	0.69		28,487	8.8	1.00	71,555	9.0	0.34
05/19/08		8,920,045	12,472					32,756			79,328		
05/20/08		8,920,045	0		9.1	0.74		33,225	8.8	0.96	80,376	8.9	0.27
05/26/08		8,929,582	9,537	May				36,557			85,277		
05/27/08		8,929,582	0	66,866	9.0	0.60		37,025	8.9	1.04	85,979	8.9	0.16
	06/01/08	8,935,384											

TABLE 1
Influent - Effluent Compliance Summary

N.W. Mauthe Superfund Site
Appleton, Wisconsin
Terracon Project No. 58117057

Date Actual	OUTFALL 001							Manhole #1			Manhole #2		
	Date For Linear Interpolation	Metered Discharge Reading (gallons)	Gallons Discharged Between Meter Reading	Monthly Discharge (gallons)	pH	Hexavalent Chromium Lab Analysis (mg/L) [Local Limit 4.5 mg/L]	Total Chromium Lab Analysis (mg/L) [Local Limit 7.0 mg/L]	Flow Totalizer #1 Reading (gallons)	pH	Hexavalent Chromium Hach Test Kit (mg/L)	Flow Totalizer #2 Reading (gallons)	pH	Hexavalent Chromium Hach Test Kit (mg/L)
06/02/08		8,936,965	7,383					39,411			90,202		
06/03/08		8,936,965	0		9.3	0.90	0.824	39,876	9.0	1.06	90,901	9.0	0.54
06/09/08		8,951,078	14,113					43,187			101,102		
06/10/08		8,951,078	0		9.2	0.85		44,118	9.0	1.53	106,505	9.0	0.38
06/11/08		8,960,258	9,180					45,176			112,396		
06/16/08		8,999,813	39,555					52,865			140,673		
06/16/08		8,999,813	0					52,865			141,398		
06/17/08		8,999,813	0		9.2	1.4		53,808	9.1	3.40	143,560	9.1	0.33
06/18/08		9,007,718	7,905					54,790			146,825		
06/23/08		9,016,923	9,205					57,605			153,557		
06/24/08		9,016,923	0		9.3	0.20		58,074	9.1	2.50	154,613	9.0	0.14
06/30/08		9,026,850	9,927	June				61,392			160,227		
06/30/08		9,026,850	0	91,466				61,392			160,573		
	07/01/08	9,026,850											
07/01/08		9,026,850	0		9.3	1.4	1.290	61,861	9.0	2.45	161,266	9.1	0.58
07/07/08		9,035,952	9,102					64,701			166,481		
07/08/08		9,035,952	0		9.4	1.2		65,168	9.1	1.90	167,518	9.2	1.05
07/10/08		9,041,071	5,119					66,138			170,315		
07/14/08		9,054,932	13,861					68,973			182,057		
07/15/08		9,054,932	0		9.4	0.82		69,444	9.0	1.80	184,517	9.2	0.54
07/21/08		9,083,663	28,731					74,198			206,929		
07/22/08		9,083,663	0		9.4	0.74		75,898	9.2	2.52	211,453	9.2	0.31
07/25/08		9,114,297	30,634					81,242			230,374		
07/28/08		9,121,075	6,778					83,136			235,668		
07/29/08		9,121,075	0		7.4	0.70		83,609	7.2	3.30	237,073	7.2	0.30
07/29/08		9,123,409	2,334	July				83,646			237,455		
	08/01/08	9,127,730		100,880									
08/04/08		9,137,140	13,731					87,426			248,221		
08/05/08		9,137,140	0		7.6	1.30	1.260	87,426	7.2	2.72	250,342	7.2	0.41
08/05/08		9,141,581	4,441					87,938			252,120		
08/09/08		9,151,886	10,305					90,785			260,213		
08/11/08		9,154,723	2,837					91,732			262,298		
08/12/08		9,154,723	0		7.5	1.2		92,206	7.2	2.45	263,337	7.3	0.25
08/13/08		9,157,388	2,665					92,710			264,058		
08/18/08		9,162,704	5,316					94,604			267,897		
08/19/08		9,162,704	0		7.5	0.98		95,077	7.2	2.08	268,595	7.2	0.20
08/19/08		9,163,932	1,228					95,106			268,623		
08/21/08		9,166,109	2,177					96,049			270,020		
08/24/08		9,168,274	2,165					96,993			271,417		
08/26/08		9,168,274	0	August	7.5	1.1		97,465	7.1	2.25	272,112	7.1	0.22
	09/01/08	9,173,323		45,593									
09/01/08		9,173,586	5,312					99,390			274,587		
09/02/08		9,173,586	0		7.6	1.4	1.290	99,863	7.3	2.50	274,936	7.3	0.21
09/02/08		9,174,445	859					99,894			274,962		
09/06/08		9,176,960	2,515					100,837			276,718		
09/08/08		9,176,960	0		7.5	1.3		101,310	7.2	2.25	277,071	7.3	0.16
09/15/08		9,182,218	5,258					103,257			279,911		
09/16/08		9,182,218	0		7.6	1.3		103,731	7.3	2.60	280,611	7.6	0.37
09/18/08		9,185,245	3,027					104,715			281,689		
09/22/08		9,187,538	2,293					105,663			283,095		
09/23/08		9,187,538	0		7.5	1.6		106,137	7.3	3.05	283,475	7.5	0.17
09/28/08		9,191,553	4,015					107,560			285,589		
09/30/08		9,191,553	0	September	7.6	1.8		108,035	7.4	3.70	285,942	7.4	0.18
	10/01/08	9,192,867		19,545									

TABLE 1
Influent - Effluent Compliance Summary

N.W. Mauthe Superfund Site
Appleton, Wisconsin
Terracon Project No. 58117057

Date Actual	OUTFALL 001							Manhole #1			Manhole #2		
	Date For Linear Interpolation	Metered Discharge Reading (gallons)	Gallons Discharged Between Meter Reading	Monthly Discharge (gallons)	pH	Hexavalent Chromium Lab Analysis (mg/L) [Local Limit 4.5 mg/L]	Total Chromium Lab Analysis (mg/L) [Local Limit 7.0 mg/L]	Flow Totalizer #1 Reading (gallons)	pH	Hexavalent Chromium Hach Test Kit (mg/L)	Flow Totalizer #2 Reading (gallons)	pH	Hexavalent Chromium Hach Test Kit (mg/L)
10/05/08		9,195,280	3,727					109,500			287,383		
10/07/08		9,195,280	0		7.7	2.2	2.000	109,975	7.4	4.38	288,093	7.8	0.12
10/07/08		9,196,521	1,241					110,012			288,124		
10/10/08		9,200,017	3,496					110,965			290,943		
10/12/08		9,200,017	0					111,919			291,644		
10/14/08		9,200,017	0		7.8	1.9		112,396	7.5	3.48	292,698	7.8	0.27
10/16/08		9,204,404	4,387					112,906			293,436		
10/18/08		9,206,201	1,797					113,861			294,504		
10/21/08		9,206,201	0		7.8			114,337	7.5	4.02	295,563	7.9	0.28
10/22/08		9,208,980	2,779					114,848			296,250		
10/26/08		9,211,601	2,621					116,279			297,676		
10/28/08		9,211,601	0	October	7.9	2.0		116,756	7.7	3.96	298,743	8.2	0.26
	11/01/08	9,214,938		22,071									
11/01/08		9,215,379	3,778					117,743			300,201		
11/04/08		9,215,379	0		8.0	2.1	1.880	118,698	7.7	4.32	301,273	8.1	0.20
11/04/08		9,217,467	2,088					118,732			301,305		
11/07/08		9,219,330	1,863					119,685			302,376		
11/10/08		9,220,422	1,092					120,162			303,090		
11/20/08		9,229,031	8,609					123,506			309,112		
11/24/08		9,231,935	2,904					124,939			310,833		
11/24/08		9,232,260	325					124,939			311,189		
11/26/08		9,233,464	1,204					125,702			311,660		
11/28/08		9,234,926	1,462	November				126,192			312,744		
	12/01/08	9,234,926		19,988									
12/02/08		9,234,926	0		8.2	2.3	2.190	127,656	7.8	3.57	314,118	8.3	0.18
12/12/08		9,242,670	7,744					130,122			316,912		
12/17/08		9,247,587	4,917	December				131,563			320,808		
	01/01/09	9,266,230		31,304									
01/02/09		9,268,140	20,553					136,435			338,229		
01/06/09		9,268,140	0		7.8	2.5	2.430	137,894	7.7	4.48	341,351	7.8	1.05
01/12/09		9,277,419	9,279	January				139,384			344,897		
	02/01/09	9,287,182		20,952									
02/01/09		9,287,326	9,907					143,256			351,798		
02/03/09		9,287,326	0		7.8	3.3	2.900	143,738	7.9	4.69	352,143	8.2	0.34
02/05/09		9,288,848	1,522	February				143,772			352,912		
	03/01/09	9,334,332		47,151									
03/01/09		9,335,249	46,401					153,077			393,568		
03/03/09		9,335,249	0		7.6	2.4	1.970	153,561	7.9	4.24	394,973	8.2	0.87
03/11/09		9,355,734	20,485					156,519			412,282		
03/30/09		9,463,572	107,838					182,357			500,471		
03/31/09		9,463,572	0	March				183,323			501,935		
	04/01/09	9,467,680		133,348									
04/01/09		9,469,538	5,966					184,290			504,856		
04/03/09		9,478,305	8,767					187,194			511,375		
04/06/09		9,485,542	7,237					189,607			516,807		
04/07/09		9,485,542	0		7.7	0.84	0.730	190,569	7.9	1.14	518,251	8.1	0.52
04/13/09		9,498,358	12,816					194,432			525,799		
04/14/09		9,498,358	0		7.7	0.59		194,908	8.0	1.20	525,799	8.2	0.27
04/20/09		9,507,740	9,382					198,262			532,295		
04/21/09		9,507,740	0		7.8	1.0		198,262	8.0	0.96	533,364	8.3	1.74
04/27/09		9,545,303	37,563					208,646			561,846		
04/28/09		9,545,303	0		8.0	1.2		210,663	7.7	1.89	566,157	7.5	0.28

**TABLE 1
Influent - Effluent Compliance Summary**

N.W. Mauthe Superfund Site
Appleton, Wisconsin
Terracon Project No. 58117057

Date Actual	OUTFALL 001							Manhole #1			Manhole #2		
	Date For Linear Interpolation	Metered Discharge Reading (gallons)	Gallons Discharged Between Meter Reading	Monthly Discharge (gallons)	pH	Hexavalent Chromium Lab Analysis (mg/L) [Local Limit 4.5 mg/L]	Total Chromium Lab Analysis (mg/L) [Local Limit 7.0 mg/L]	Flow Totalizer #1 Reading (gallons)	pH	Hexavalent Chromium Hach Test Kit (mg/L)	Flow Totalizer #2 Reading (gallons)	pH	Hexavalent Chromium Hach Test Kit (mg/L)
	05/01/09	9,568,209		April									
05/01/09		9,574,025	28,722	100,528				217,567			582,471		
05/04/09		9,582,624	8,599					220,929			588,270		
05/05/09		9,582,624	0		7.6	0.76	0.724	221,884	8.0	1.29	589,714	8.0	0.33
05/11/09		9,599,171	16,547					227,170			599,566		
05/12/09		9,599,171	0		8.0	0.89		228,124	7.6	0.84	600,996	7.9	0.24
05/18/09		9,613,720	14,549					232,921			609,305		
05/19/09		9,613,720	0		7.4	0.79		233,874	7.0	0.84	610,378	7.2	0.38
05/19/09		9,615,798	2,078					233,908			610,421		
05/19/09		9,616,122	324					233,908			610,775		
05/25/09		9,624,219	8,097					237,697			615,786		
05/26/09		9,624,219	0		7.3	0.58		238,168	7.1	1.08	616,149	7.0	0.16
	06/01/09	9,650,519		May									
06/01/09		9,652,323	28,104	82,310				245,914			637,378		
06/02/09		9,652,323	0		7.3	0.23	0.648	246,871	6.9	1.05	638,835	7.2	0.26
06/03/09		9,658,104	5,781					248,350			641,072		
06/15/09		9,701,735	43,631					261,249			674,466		
	07/01/09	9,727,520		June									
07/01/09		9,727,975	26,240	77,001				272,082			691,914		
07/05/09		9,732,032	4,057					273,967			694,431		
07/07/09		9,732,032	0		7.4	0.96	0.878	274,443	7.1	2.20	695,508	7.1	0.20
07/20/09		9,742,289	10,257					278,743			700,527		
	08/01/09	9,748,231		July									
08/03/09		9,749,397	7,108	20,712				282,543			704,414		
08/04/09		9,749,397	0		7.5	1.9	1.680	283,019	7.1	2.80	704,768	7.3	0.14
08/08/09		9,752,139	2,742					284,005			706,115		
08/08/09		9,753,763	1,624					284,480			707,282		
08/09/09		9,757,508	3,745					284,962			710,677		
08/10/09		9,761,572	4,064					285,930			714,131		
08/10/09		9,762,328	756					286,411			714,491		
08/12/09		9,765,851	3,523					287,368			717,355		
08/13/09		9,767,253	1,402					287,846			718,430		
08/17/09		9,771,256	4,003					289,758			720,916		
08/30/09		9,785,737	14,481					295,976			730,538		
	09/01/09	9,787,043		August									
09/01/09		9,787,352	1,615	38,811	7.6	1.6	1.320	296,492	7.1	2.85	731,650	7.4	0.53
09/10/09		9,794,060	6,708					299,850			735,572		
09/21/09		9,800,194	6,134					303,204			738,803		
09/22/09		9,800,194	0					303,684			739,163		
	10/01/09	9,806,949		September									
10/01/09		9,807,491	7,297	19,906				306,569			743,395		
10/05/09		9,811,856	4,365					308,500			746,224		
10/06/09		9,811,856	0		6.9	1.8	1.700	308,983	6.8	2.48	746,576	7.1	0.55
10/15/09		9,827,819	15,963					314,838			757,329		
10/18/09		9,830,464	2,645					316,288			758,757		
	11/01/09	9,871,202		October									
11/02/09		9,875,106	44,642	64,253				329,981			793,417		
11/03/09		9,875,106	0		7.4	1.2	1.150	330,961	7.0	2.60	795,595	7.2	0.46
11/04/09		9,880,551	5,445					331,974			797,084		
11/05/09		9,882,809	2,258					332,950			798,526		
11/11/09		9,891,712	8,903					337,309			803,889		
11/12/09		9,893,927	2,215					338,274			805,324		
11/16/09		9,896,880	2,953					339,720			807,132		
11/17/09		9,897,695	815					340,200			807,495		
11/20/09		9,899,892	2,197					341,164			808,946		
11/30/09		9,914,595	14,703					346,476			819,664		

TABLE 1
Influent - Effluent Compliance Summary

N.W. Mauthe Superfund Site
Appleton, Wisconsin
Terracon Project No. 58117057

Date Actual	OUTFALL 001							Manhole #1			Manhole #2		
	Date For Linear Interpolation	Metered Discharge Reading (gallons)	Gallons Discharged Between Meter Reading	Monthly Discharge (gallons)	pH	Hexavalent Chromium Lab Analysis (mg/L) [Local Limit 4.5 mg/L]	Total Chromium Lab Analysis (mg/L) [Local Limit 7.0 mg/L]	Flow Totalizer #1 Reading (gallons)	pH	Hexavalent Chromium Hach Test Kit (mg/L)	Flow Totalizer #2 Reading (gallons)	pH	Hexavalent Chromium Hach Test Kit (mg/L)
	12/01/09	9,914,595		November									
12/01/09		9,914,595	0	43,393	7.6	1.7	1.500	347,446	7.3	2.25	820,740	7.8	0.67
12/15/09		9,931,024	16,429					354,237			829,781		
12/18/09		9,933,254	2,230					355,200			831,213		
	01/01/10	9,956,004		December									
01/03/10		9,960,070	26,816	41,409				362,443			853,235		
01/05/10		9,960,070	0		6.9	2.3	2.220	362,924	7.2	5.36	855,045	7.2	0.68
01/14/10		9,969,979	9,909					365,847			860,488		
01/18/10		9,972,503	2,524					366,807			862,304		
01/31/10		9,991,034	18,531					370,664			878,832		
	02/01/10	9,991,034		January									
02/02/10		9,991,034	0	35,030	7.4	1.6	1.460	371,145	7.2	4.05	880,637	7.2	0.46
02/03/10		9,994,392	3,358					371,664			881,364		
02/16/10		10,002,996	8,604					374,543			887,937		
02/28/10		10,009,542	6,546					376,928			892,655		
	03/01/10	10,009,542		February									
03/02/10		10,009,542	0	18,508	7.6	1.6	1.340	376,928	7.4	2.70	893,732	7.4	1.41
03/06/10		10,015,341	5,799					377,919			898,085		
03/13/10		10,048,616	33,275					383,764			927,938		
03/17/10		10,065,891	17,275					388,140			942,069		
03/23/10		10,077,601	11,710					392,478			950,481		
03/31/10		10,088,487	10,886					396,786			958,091		
	04/01/10	10,088,725		March									
04/01/10		10,088,817	330	79,183				396,786			958,456		
04/04/10		10,092,465	3,648					398,207			961,014		
04/06/10		10,092,465	0		7.4	1.3	1.180	399,166	7.2	2.00	962,110	7.2	0.20
04/19/10		10,151,166	58,701					416,846			1,005,028		
	05/01/10	10,189,439		April									
05/03/10		10,196,869	45,703	100,715				432,284			1,038,553		
05/04/10		10,196,869	0		7.3	0.98	0.902	433,730	7.1	1.12	1,040,370	7.2	0.37
05/17/10		10,258,463	61,594					453,256			1,083,344		
06/01/10		10,294,510	36,047					466,168			1,109,480		
	06/01/10	10,294,510		May									
06/01/10		10,294,510	0	105,071	7.6	0.85	0.762	467,117	7.2	1.44	1,110,569	7.3	0.28
06/21/10		10,372,589	78,079					488,138			1,171,628		
06/30/10		10,400,340	27,751					495,720			1,193,925		
06/30/10		10,400,889	549					496,193			1,194,286		
	07/01/10	10,401,954		June									
07/01/10		10,402,536	1,647	107,444				496,664			1,195,375		
07/05/10		10,409,431	6,895					499,493			1,200,058		
07/06/10		10,409,431	0		7.3	1.1	0.988	499,963	7.3	1.92	1,200,783	7.5	0.41
07/12/10		10,426,614	17,183					504,247			1,213,873		
07/21/10		10,506,902	80,288					525,545			1,275,358		
07/22/10		10,515,567	8,665					527,488			1,282,668		
07/23/10		10,532,459	16,892					531,679			1,283,332		
	08/01/10	10,586,662		July									
08/02/10		10,594,781	62,322	184,709				549,129			1,283,332		
08/03/10		10,594,781	0		7.8	0.54	0.515	549,601	7.4	1.20	1,283,332	7.5	0.20
08/04/10		10,599,046	4,265					550,588			1,283,332		
08/04/10		10,599,046	0					550,588			1,283,358		
08/04/10		10,599,046	0					550,588			1,283,358		
08/05/10		10,600,937	1,891					551,531			1,284,413		
08/06/10		10,602,372	1,435					552,002			1,285,481		
08/07/10		10,604,242	1,870					552,943			1,286,560		
08/12/10		10,621,705	17,463					558,442			1,299,650		
08/18/10		10,644,322	22,617					565,095			1,317,296		

TABLE 1
Influent - Effluent Compliance Summary

N.W. Mauthe Superfund Site
Appleton, Wisconsin
Terracon Project No. 58117057

Date Actual	OUTFALL 001							Manhole #1			Manhole #2		
	Date For Linear Interpolation	Metered Discharge Reading (gallons)	Gallons Discharged Between Meter Reading	Monthly Discharge (gallons)	pH	Hexavalent Chromium Lab Analysis (mg/L) [Local Limit 4.5 mg/L]	Total Chromium Lab Analysis (mg/L) [Local Limit 7.0 mg/L]	Flow Totalizer #1 Reading (gallons)	pH	Hexavalent Chromium Hach Test Kit (mg/L)	Flow Totalizer #2 Reading (gallons)	pH	Hexavalent Chromium Hach Test Kit (mg/L)
	09/01/10	10,664,511		August									
09/06/10		10,672,363	28,041	77,849				575,879			1,336,978		
09/07/10		10,672,363	0		7.7	0.64	0.588	575,879	7.2	1.28	1,337,698	7.4	0.19
09/09/10		10,675,017	2,654					576,846			1,338,823		
09/09/10		10,675,348	331					576,846			1,339,184		
09/15/10		10,681,923	6,575					579,656			1,343,454		
09/20/10		10,688,747	6,824					582,004			1,348,431		
09/28/10		10,712,898	24,151					588,142			1,368,075		
09/28/10		10,713,225	327					588,142			1,368,432		
	10/01/10	10,717,803		September									
10/01/10		10,718,374	5,149	53,291				590,497			1,371,651		
10/03/10		10,721,339	2,965					591,909			1,373,451		
10/05/10		10,721,339	0		7.6	0.80	0.763	592,849	7.3	1.32	1,374,902	7.5	0.10
10/15/10		10,733,086	11,747					597,097			1,380,767		
10/17/10		10,734,957	1,871					598,030			1,381,848		
10/31/10		10,760,102	25,145					605,549			1,401,547		
	11/01/10	10,760,102		October									
11/02/10		10,760,102	0	42,299	7.8	0.65	0.639	606,486	7.6	1.44	1,403,369	7.9	0.20
11/11/10		10,773,294	13,192					611,203			1,410,005		
11/14/10		10,775,484	2,190					612,137			1,411,471		
11/17/10		10,778,424	2,940					613,539			1,413,301		
11/28/10		10,790,717	12,293					618,231			1,422,421		
	12/01/10	10,794,632		November									
12/04/10		10,800,013	9,296	34,530				622,006			1,428,648		
12/07/10		10,800,013	0		7.6	1.0	0.989	623,423	7.8	1.80	1,430,482	7.9	0.24
12/15/10		10,811,058	11,045					627,228			1,435,313		
12/20/10		10,814,659	3,601					628,621			1,437,887		
12/23/10		10,816,825	2,166					629,558			1,439,358		
	01/01/11	10,827,569		December									
01/02/11		10,829,348	12,523	32,938				632,850			1,449,967		
01/04/11		10,829,348	0		8.0	1.6	1.500	633,803	7.9	5.31	1,452,901	8.0	0.53
01/17/11		10,845,438	16,090					638,076			1,462,175		
01/28/11		10,852,203	6,765					640,437			1,467,352		
01/30/11		10,853,317	1,114					640,910			1,468,093		
	02/01/11	10,853,317		January									
02/01/11		10,853,317	0	25,748	7.9	2.1	2.100	641,382	7.7	4.90	1,468,834	7.6	0.18
02/02/11		10,854,899	1,582					641,426			1,469,273		
02/14/11		10,859,963	5,064					643,318			1,472,988		
02/21/11		10,876,100	16,137					646,167			1,488,233		
02/21/11		10,876,705	605					646,167			1,488,978		
02/24/11		10,880,277	3,572					647,105			1,491,974		
02/27/11		10,883,601	3,324					648,128			1,494,713		
	03/01/11	10,883,601		February									
03/01/11		10,883,601	0	30,284	7.8	1.8	1.530	648,594	7.7	4.95	1,496,572	7.8	0.52
03/21/11		10,957,602	74,001					664,834			1,558,957		
	04/01/11	11,023,291		March									
04/04/11		11,045,838	88,236	139,690				687,442			1,632,177		
04/05/11		11,045,838	0		8.0	0.40	0.380	688,903	7.8	1.10	1,637,351	7.7	0.21
04/16/11		11,138,592	92,754					710,138			1,708,997		
04/26/11		11,216,566	77,974					731,830			1,771,918		
04/29/11		11,258,391	41,825					743,289			1,804,105		
04/29/11		11,262,451	4,060					744,757			1,807,043		
	05/02/11	11,274,169		April									
05/02/11		11,277,586	15,135	250,878				750,559			1,818,009		
05/03/11		11,277,586	0		7.8	0.37	0.338	751,514	7.6	0.68	1,819,601	7.8	0.20
05/16/11		11,310,055	32,469					763,336			1,841,085		
05/17/11		11,311,520	1,465					763,807			1,842,263		

TABLE 1
Influent - Effluent Compliance Summary

N.W. Mauthe Superfund Site
Appleton, Wisconsin
Terracon Project No. 58117057

Date Actual	OUTFALL 001							Manhole #1			Manhole #2		
	Date For Linear Interpolation	Metered Discharge Reading (gallons)	Gallons Discharged Between Meter Reading	Monthly Discharge (gallons)	pH	Hexavalent Chromium Lab Analysis (mg/L) [Local Limit 4.5 mg/L]	Total Chromium Lab Analysis (mg/L) [Local Limit 7.0 mg/L]	Flow Totalizer #1 Reading (gallons)	pH	Hexavalent Chromium Hach Test Kit (mg/L)	Flow Totalizer #2 Reading (gallons)	pH	Hexavalent Chromium Hach Test Kit (mg/L)
	06/01/11	11,344,383		May									
06/02/11		11,347,664	36,144	70,214				778,512			1,868,238		
06/06/11		11,354,057	6,393					781,832			1,872,152		
06/07/11		11,354,057	0		7.7	0.46	0.447	782,305	7.6	0.85	1,872,545	7.7	0.14
06/17/11		11,368,867	14,810					788,961			1,881,915		
06/20/11		11,373,134	4,267					790,860			1,884,626		
	07/01/11	11,419,112		June									
07/04/11		11,434,679	61,545	74,729				811,146			1,932,424		
07/05/11		11,434,679	0		7.9	0.78	0.752	811,621	7.6	1.50	1,933,199	7.5	0.19
07/18/11		11,450,616	15,937					818,915			1,942,544		
07/27/11		11,470,412	19,796					825,753			1,958,375		
07/28/11		11,473,213	2,801					826,666			1,960,688		
	08/01/11	11,483,192		July									
08/01/11		11,484,004	10,791	64,080				830,795			1,968,801		
08/02/11		11,484,004	0		7.9	0.86	0.800	831,711	7.5	1.26	1,970,342	7.5	0.42
08/04/11		11,492,474	8,470					834,025			1,975,014		
08/05/11		11,493,370	896					834,506			1,975,820		
08/15/11		11,509,618	16,248					841,800			1,986,618		
08/31/11		11,524,004	14,386					849,495			1,994,794		
	09/01/11	11,524,179		August									
09/01/11		11,524,431	427	40,987				849,948			1,994,794		
09/03/11								850,953			1,997,262		
09/05/11		11,533,935	9,504					852,322			2,003,014		
09/06/11		11,533,935	0		8.0	1.2	1.180	852,778	7.7	1.65	2,004,161	7.7	0.55
09/08/11		11,538,054	4,119					854,174			2,005,726		
09/19/11		11,547,336	9,282					859,158			2,011,134		
09/20/11		11,548,416	1,080					859,611			2,011,902		
09/28/11		11,562,993	14,577					863,696			2,024,247		
	10/01/11	11,568,104		September									
10/03/11		11,572,412	9,419	43,925				867,344			2,031,123		
10/04/11		11,574,566	2,154					868,253			2,032,650		
10/05/11		11,574,566	0					868,707			2,033,029		
10/06/11		11,574,566	0					869,161			2,033,785		
10/08/11		11,579,097	4,531					870,519			2,036,082		
10/10/11		11,579,097	0		7.5	1.2	1.090	870,972	7.4	2.15	2,036,082	7.5	0.22
10/26/11		11,603,315	24,218					879,056			2,054,141		
10/30/11		11,606,358	3,043					880,416			2,055,759		
	11/01/11	11,607,509		October									
11/01/11		11,608,102	1,744	39,405				881,323			2,055,759		
11/02/11		11,608,233	131					881,362			2,055,792		
11/03/11		11,608,233	0		8.2	1.3	1.220	881,378	8.1	2.46	2,055,818	8.0	0.03
11/05/11		11,611,395	3,162					882,340			2,059,467		
11/06/11		11,614,756	3,361					883,608			2,062,594		
11/07/11		11,616,924	2,168					883,718			2,063,343		
11/08/11		11,618,636	1,712					884,345			2,065,014		
11/12/11		11,651,616	32,980					890,384			2,094,235		
11/15/11		11,662,529	10,913					894,135			2,102,462		
11/23/11		11,677,899	15,370					900,936			2,112,833		
11/29/11		11,687,640	9,741					905,028			2,119,690		
	12/01/11	11,689,609		November									
12/01/11		11,687,640	0	82,100	7.4	1.7	1.700	905,938	7.8	2.65	2,119,690	8.0	0.72
12/06/11		11,706,691	19,051					910,893			2,134,888		
12/15/11		11,724,224	17,533					918,198			2,147,141		
12/26/11		11,737,368	13,144					924,102			2,155,863		
12/31/11		11,742,107	4,739					926,371			2,158,911		

TABLE 1
Influent - Effluent Compliance Summary

N.W. Mauthe Superfund Site
Appleton, Wisconsin
Terracon Project No. 58117057

Date Actual	OUTFALL 001							Manhole #1			Manhole #2		
	Date For Linear Interpolation	Metered Discharge Reading (gallons)	Gallons Discharged Between Meter Reading	Monthly Discharge (gallons)	pH	Hexavalent Chromium Lab Analysis (mg/L) [Local Limit 4.5 mg/L]	Total Chromium Lab Analysis (mg/L) [Local Limit 7.0 mg/L]	Flow Totalizer #1 Reading (gallons)	pH	Hexavalent Chromium Hach Test Kit (mg/L)	Flow Totalizer #2 Reading (gallons)	pH	Hexavalent Chromium Hach Test Kit (mg/L)
	01/01/12	11,742,204		December			Pounds Cr						
01/04/12		11,744,667	2,560	52,595			0.745	927,731			2,158,911		
01/05/12		11,744,667	0		6.9	0.98	0.862	928,184	7.5	1.84	2,161,198	7.3	0.27
01/19/12		11,754,619	9,952					932,303			2,166,977		
01/27/12		11,758,987	4,368					934,572			2,169,652		
01/31/12		11,761,124	2,137				Pounds Cr	935,480			2,171,180		
	02/01/12	11,761,228		January			0.137						
02/02/12		11,761,124	0	19,024	7.4	2.1	1.860	936,191	7.7	2.50	2,172,687	7.7	6.1
02/07/12		11,763,586	2,358					938,043		2.80	2,176,546		1.71
02/22/12		11,778,355	14,769					941,736			2,183,827		
02/24/12		11,780,157	16,571					942,642			2,184,964		
02/28/12		11,782,379	18,793				Pounds Cr	943,547			2,186,478		
	03/01/12	11,783,379		February			0.329						
03/01/12		11,782,379	0	21,255	7.1	2.6	2.560	944,002	7.3	3.45	2,186,478	7.6	2.04
03/14/12		11,824,851	41,472					956,400			2,221,364		
03/21/12		11,839,925	15,074					962,783			2,231,770		
03/25/12		11,848,965	9,040					965,591			2,239,149		
	04/01/12	11,865,023		March			Pounds Cr						
04/03/12		11,871,806	22,841	81,644			1.740	973,817			2,256,557		
04/05/12		11,871,806	6,783		7.6	0.83	0.730	975,189	7.9	1.28	2,258,866	7.8	0.48
04/18/12		11,896,899	25,093					984,322			2,273,887		
04/21/12		11,906,449	9,550					986,147			2,282,902		
	05/01/12	11,923,538		April			Pounds Cr						
05/02/12		11,930,935	24,486	58,515			0.356	996,194			2,300,258		
05/03/12		11,933,848	2,913					997,107			2,302,572		
05/09/12		11,989,964	56,116					1,010,822			2,349,979		
05/14/12		12,005,061	15,097					1,016,338			2,361,277		
05/16/12		12,005,061	0		6.5	0.67	0.581	1,018,169	7.4	0.63	2,363,951	7.6	0.15
05/20/12		12,016,709	11,648					1,021,100			2,368,989		
05/22/12		12,018,570	1,861					1,022,007			2,370,141		
05/24/12		12,021,249	2,679					1,023,245			2,372,066		
05/31/12		12,028,808	7,559					1,027,317			2,378,556		
	06/01/12	12,029,342		May			Pounds Cr						
06/02/12		12,030,994	2,186	105,804			0.512	1,027,317			2,378,556		
06/05/12		12,033,617	2,623					1,028,676			2,380,101		
06/07/12		12,033,617	0		6.8	0.55	0.507	1,029,581	7.4	0.99	2,381,259	7.7	0.17
06/19/12		12,046,851	13,234					1,034,134			2,389,253		
06/29/12		12,056,747	9,896					1,038,653			2,395,689		
	07/01/12	12,057,998		June			Pounds Cr						
07/03/12		12,059,332	1,334	28,656			0.121	1,040,009			2,397,210		
07/05/12		12,059,332	0		6.1	0.98	0.906	1,040,913	6.2	1.24	2,397,969	6.6	0.19
07/10/12		12,064,003	4,671					1,042,739			2,402,552		
07/20/12		12,069,263	5,260					1,045,446			2,402,552		
	08/01/12	12,078,083		July			Pounds Cr						
08/01/12		12,078,359	9,096	20,085			0.152	1,049,510			2,408,561		
08/02/12		12,078,359	0		6.2	1.20	1.120	1,049,969	6.2	1.72	2,408,954	6.0	0.56
08/07/12		12,082,510	4,151					1,051,808			2,410,869		
08/16/12		12,098,108	15,598					1,056,800			2,423,447		
	09/01/12	12,111,167		August			Pounds Cr						
09/01/12		12,111,772	13,664	33,084			0.309	1,063,135			2,432,088		
09/09/12		12,116,611	4,839					1,065,875			2,434,745		
09/11/12		12,117,783	1,172			1.70	1.520	1,066,747	6.4	0.72	2,435,127	6.3	0.21
09/18/12		12,121,226	3,443					1,068,577			2,437,061		
09/26/12		12,125,024	3,798					1,070,837			2,438,957		

TABLE 1
Influent - Effluent Compliance Summary

N.W. Mauthe Superfund Site
Appleton, Wisconsin
Terracon Project No. 58117057

Date Actual	OUTFALL 001							Manhole #1			Manhole #2		
	Date For Linear Interpolation	Metered Discharge Reading (gallons)	Gallons Discharged Between Meter Reading	Monthly Discharge (gallons)	pH	Hexavalent Chromium Lab Analysis (mg/L) [Local Limit 4.5 mg/L]	Total Chromium Lab Analysis (mg/L) [Local Limit 7.0 mg/L]	Flow Totalizer #1 Reading (gallons)	pH	Hexavalent Chromium Hach Test Kit (mg/L)	Flow Totalizer #2 Reading (gallons)	pH	Hexavalent Chromium Hach Test Kit (mg/L)
	10/01/12	12,126,164		September			Pounds Cr						
10/04/12		12,127,304	2,280	14,997			0.190	1,072,193			2,440,091		
10/04/12		12,127,304	1,140			1.50	1.370	1,072,193	6.4	1.44	2,440,091	6.2	0.32
10/05/12		12,129,085	1,781					1,073,276			2,440,999		
10/09/12		12,129,791	706					1,073,696			2,441,370		
10/19/12		12,163,907	34,116					1,081,043			2,471,345		
10/30/12		12,189,653	25,746					1,092,239			1,289,448		
	11/01/12	12,191,094		October			Pounds Cr						
11/06/12		12,196,769	7,116	64,930			0.741	1,096,343			2,493,654		
11/09/12		12,198,437	1,668		NA	1.1	1.040	1,097,450	NA	1.34	2,494,750	NA	0.21
11/22/12		12,212,741	14,304					1,103,179			2,504,679		
11/30/12		12,218,011	5,270					1,106,155			2,507,598		
	12/01/12	12,218,663		November			Pounds Cr						
12/03/12		12,219,752	1,089	27,569			0.239	1,107,006			2,508,689		
12/10/12		12,223,289	3,537		8.0	1.00	1.100	1,109,121	7.7	1.60	2,510,506	8.0	0.27
12/26/12		12,234,632	11,343					1,114,683			2,517,462		
12/31/12		12,239,248	4,616					1,117,237			2,520,012		
	01/01/13	12,239,543		December			Pounds Cr						
01/01/13		12,239,958	710	20,880			0.191	1,117,663			2,520,377		
01/10/13		12,246,590	6,632			1.90	1.720	1,120,640	7.7	1.68	2,524,770	8.0	1.32
01/24/13		12,278,928	32,338					1,130,141			2,550,847		
01/28/13		12,282,035	3,107					1,131,414			2,553,042		
01/31/13		12,287,892	5,857					1,132,425			2,558,715		
	02/01/13	12,288,247		January			Pounds Cr						
02/01/13		12,289,018	1,126	48,644			0.697	1,132,680			2,559,456		
02/07/13		12,293,874	4,856		7.9	0.82	0.663	1,134,376	7.6	1.35	2,563,137	8.0	0.22
02/20/13		12,308,445	14,571					1,038,672			2,575,057		
02/27/13		12,313,181	19,307					1,140,359			2,578,725		
	03/01/13	12,314,165		February			Pounds Cr						
03/03/13		12,315,958	2,777	25,918			0.143	1,141,206			2,580,927		
03/07/13		12,318,024	2,066		7.9	0.83	0.753	1,142,054	7.7	1.44	2,582,395	7.8	0.27
03/18/13		12,361,201	43,177					1,151,536			2,619,703		
03/20/13		12,365,136	3,935					1,153,250			2,622,317		
03/27/13		12,378,442	13,306					1,159,233			2,630,884		
03/31/13		12,400,821	22,379					1,164,838			2,649,804		
	04/01/13	12,403,728		March			Pounds Cr						
04/01/13		12,407,465	3,737	89,563			0.562	1,165,570			2,655,346		
04/11/13		12,461,497	54,032		7.4	0.42	0.431	1,180,148	7.0	0.60	2,700,747	7.4	0.14
04/17/13		12,522,138	60,641					1,196,092			2,749,790		
	05/01/13	12,570,545		April			Pounds Cr						
05/01/13		---	---	166,817			0.599						
05/01/13		12,571,333	49,195		8.1	0.56	0.553	1,215,096	7.3	0.38	2,785,968	7.8	0.09
05/19/13		12,623,298	51,965					1,235,753			2,823,953		
	06/01/13	12,647,282		May			Pounds Cr						
				76,737			0.353						
06/06/13		12,657,605	34,307		7.6	0.96	0.826	1,251,551	7.4	0.47	2,849,502	7.8	0.73
06/12/13		12,669,485	11,880					1,256,351			2,857,966		
06/17/13		12,680,642	11,157					1,259,722			2,867,078		
	07/01/13	12,727,950		June			Pounds Cr						
				80,668			0.555						
07/18/13		12,767,116	86,474		7.4	0.73	0.694	1,286,165	6.7	0.73	2,938,280	7.5	0.07
07/31/13		12,780,876	13,760					1,293,015			2,947,351		

TABLE 1
Influent - Effluent Compliance Summary

N.W. Mauthe Superfund Site
Appleton, Wisconsin
Terracon Project No. 58117057

Date Actual	OUTFALL 001							Manhole #1			Manhole #2		
	Date For Linear Interpolation	Metered Discharge Reading (gallons)	Gallons Discharged Between Meter Reading	Monthly Discharge (gallons)	pH	Hexavalent Chromium Lab Analysis (mg/L) [Local Limit 4.5 mg/L]	Total Chromium Lab Analysis (mg/L) [Local Limit 7.0 mg/L]	Flow Totalizer #1 Reading (gallons)	pH	Hexavalent Chromium Hach Test Kit (mg/L)	Flow Totalizer #2 Reading (gallons)	pH	Hexavalent Chromium Hach Test Kit (mg/L)
	08/01/13	12,781,814		July			Pounds Cr						
				53,864			0.311						
08/04/13		12,784,628	3,752					1,293,015			2,947,351		
08/07/13		12,786,184	1,556					1,295,588			2,951,110		
08/08/13		12,786,555	371		7.5	0.83	0.775	1,296,442	6.8	0.68	2,951,801	7.2	0.16
08/19/13		12,795,058	8,503					1,298,966			2,954,811		
08/21/13		12,795,638	580					1,300,287			2,956,243		
08/26/13		12,797,295	1,657					1,301,154			2,957,147		
08/28/13		12,800,434	3,139					1,302,541			2,958,987		
	09/01/13	12,803,511		August			Pounds Cr						
				21,697			0.140						
09/01/13		12,803,511	6,216					1,303,580			2,961,265		
09/05/13		12,808,096	4,585					1,305,282			2,964,435		
09/09/13		12,811,883	8,372					1,306,947			2,966,675		
09/11/13		12,815,166	7,070					1,309,139			2,968,968		
09/14/13		12,818,151	6,268					1,310,005			2,970,501		
09/18/13		12,822,283	7,117		7.3	1.3	1.170	1,311,729	7.1	0.99	2,973,533	7.3	0.19
09/30/13		12,833,637	11,354					1,317,815			2,980,475		
	10/01/13	12,834,025		September			Pounds Cr						
				30,514			0.297						
10/01/13		12,834,025	388					1,318,244			2,980,475		
10/08/13		12,843,796	9,771					1,321,693			2,988,064		
10/16/13		12,852,554	8,758					1,325,559			2,994,143		
10/18/13		12,855,027	2,473		7.7	1.20	1.120	1,326,419	7.5	1.04	2,996,041	7.8	0.14
	11/01/13	12,867,815		October			Pounds Cr						
				33,790			0.315						
11/01/13		12,867,815	12,788					1,332,902			3,004,777		
11/05/13		12,876,841	9,026					1,335,488			3,012,422		
11/13/13		12,903,367	26,526		7.8	1.00	0.920	1,345,039	8.1	0.66	3,033,152	7.9	0.11
11/20/13		12,924,566	21,199					1,350,740			3,051,316		
	12/01/13	12,940,971		November			Pounds Cr						
				73,156			0.560						
12/02/13		12,944,252	19,686					1,360,688			3,063,995		
12/10/13		12,954,971	10,719		7.6	1.4	1.320	1,365,411	7.4	2.70	3,071,689	7.1	0.07
12/12/13		12,957,411	2,440					1,366,744			3,073,244		
12/23/13		12,965,941	8,530					1,371,029			3,078,956		
12/31/13		12,970,459	4,518					1,373,592			3,081,611		
	01/01/14	12,970,599		December			Pounds Cr						
				29,628			0.326						
01/01/14		12,970,772	313					1,373,592			3,081,991		
01/15/14		12,976,884	6,112		7.5	1.2	1.050	1,376,582	7.1	2.20	3,086,176	7.6	0.11
01/31/14		12,983,061	6,177					1,379,605			3,090,406		
	02/01/14	12,983,265		January			Pounds Cr						
				12,666			0.111						
02/02/14		12,983,747	686					1,380,032			3,090,789		
02/13/14		12,987,155	3,408		8.0	1.8	1.610	1,381,726	8.1	2.88	3,093,093	8.3	0.19
02/28/14		12,993,603	6,448										
	03/01/14	12,993,783		February			Pounds Cr						
				10,518			0.141						
03/01/14		12,993,909	306										
03/13/14		13,005,882	11,973		7.6	0.38	0.434	1,385,639	7.7	5.80	3,112,477	8.0	0.30
03/31/14		13,059,539	53,657										
	04/01/14	13,059,979		March			Pounds Cr						
				66,196			0.239						
04/01/14		13,061,650	2,111					1,399,014			3,165,447		
04/12/14		13,091,485	29,835					1,411,117			3,187,701		
04/13/14		13,099,571	8,086					1,412,822			3,195,631		
04/15/14		13,135,912	36,341					1,424,711			3,224,028		
04/18/14		13,165,955	30,043					1,434,115			3,247,300		
04/22/14		13,210,016	44,061		7.6	0.44	0.377	1,440,204	7.4	0.72	3,258,396	7.5	0.31
	05/01/14	13,211,258		April			Pounds Cr						
				151,279			0.475						
05/01/14		13,211,345	1,329					1,451,524			3,282,450		
05/13/14		13,267,656	56,311		7.5	0.28	0.273	1,471,868	7.3	0.73	3,326,392	7.4	0.20
05/14/14		13,280,912	13,256					1,475,015			3,337,773		
05/15/14		13,286,754	5,842					1,476,780			3,342,511		
05/20/14		13,304,068	17,314					1,483,692			3,355,729		

TABLE 1
Influent - Effluent Compliance Summary

N.W. Mauthe Superfund Site
Appleton, Wisconsin
Terracon Project No. 58117057

Date Actual	OUTFALL 001							Manhole #1			Manhole #2		
	Date For Linear Interpolation	Metered Discharge Reading (gallons)	Gallons Discharged Between Meter Reading	Monthly Discharge (gallons)	pH	Hexavalent Chromium Lab Analysis (mg/L) [Local Limit 4.5 mg/L]	Total Chromium Lab Analysis (mg/L) [Local Limit 7.0 mg/L]	Flow Totalizer #1 Reading (gallons)	pH	Hexavalent Chromium Hach Test Kit (mg/L)	Flow Totalizer #2 Reading (gallons)	pH	Hexavalent Chromium Hach Test Kit (mg/L)
	06/01/14	13,332,599		May			Pounds Cr						
06/02/14		13,336,115	32,047	121,341			0.276	1,495,755			3,382,176		
06/12/14		13,372,027	35,912		7.9	0.40	0.381	1,508,756	7.6	0.60	3,410,073	7.8	0.20
06/14/14		13,374,936	2,909					1,510,080			3,412,070		
06/17/14		13,379,348	4,412					1,512,220			3,415,268		
06/19/14		13,394,274	14,926					1,514,826			3,429,626		
06/20/14		13,401,646	7,372					1,517,014			3,436,003		
06/30/14		13,444,046	42,400					1,531,745			3,470,067		
	07/01/14	13,445,046		June			Pounds Cr	1,532,601			3,472,302		
07/01/14		13,446,138	2,092	112,447			0.357						
07/02/14		13,449,088	2,950					1,533,460			3,475,127		
07/09/14		13,463,816	14,728		7.7	0.68	0.689	1,539,906	7.4	1.0	3,486,800	7.4	1.0
07/14/14		13,472,104	8,288					1,543,805			3,492,830		
07/28/14		13,480,642	8,538	July			Pounds Cr	1,551,065			3,501,179		
	08/01/14	13,481,746		36,700			0.211						
08/01/14		13,481,837	1,195					1,552,341			3,502,760		
08/13/14		13,495,032	13,195		7.9	0.681	0.72	1,557,877	7.5	1.16	3,511,069	7.7	0.92
08/17/14		13,502,593	7,561					1,560,483			3,517,406		
08/19/14		13,509,446	6,853					1,562,278			3,523,163		
08/20/14		13,517,300	7,854					1,563,989			3,530,111		
08/22/14		13,525,676	8,376					1,567,014			3,536,533		
08/25/14		13,534,424	8,748					1,571,333			3,542,173		
08/29/14		13,539,488	5,064					1,573,914			3,545,371		
08/30/14		13,542,314	2,826	August			Pounds Cr	1,575,198			3,547,361		
	09/01/14	13,543,999		62,253			0.37						
09/02/14		13,546,601	4,287					1,577,338			3,550,419		
09/05/14		13,550,482	3,881					1,579,481			3,553,370		
09/08/14		13,562,709	12,227					1,582,918			3,564,025		
09/17/14		13,579,703	16,994		7.9	0.60	0.546	1,589,348	7.6	1.16	3,577,644	7.3	0.36
09/24/14		13,593,114	13,411	September			Pounds Cr	1,595,011			3,577,644		
	10/01/14	13,602,541		58,542			0.27						
10/01/14		13,603,009	9,895					1,600,155			3,577,644		
10/16/14		13,633,400	30,391		7.3	0.67	0.596	1,610,440	7.8	1.28	3,619,044	7.4	0.36
10/28/14		13,658,462	25,062	October			Pounds Cr	1,621,724			3,636,660		
	11/01/14	13,662,568		60,027			0.298						
11/01/14		13,663,621	5,159					1,624,238			3,640,194		
11/12/14		13,672,756	9,135		8.1	1.1	0.980	1,629,780	7.6	1.62	3,648,121	8.1	1.08
11/30/14		13,695,977	23,221					1,640,533			3,663,353		
	12/01/14	13,696,416		November			Pounds Cr						
12/01/14		13,697,118	1,141	37,515			0.306	1,640,533			3,663,353		
12/04/14		13,701,386	4,268					1,643,108			3,666,947		
12/08/14		13,705,980	4,594					1,645,245			3,670,118		
12/12/14		13,709,486	3,506		8.1	1.5	1.320	1,646,957	7.7	2.72	3,672,490	8.5	0.35
12/31/14		13,768,265	58,779					1,666,522			3,720,581		
	01/01/15	13,769,665		December			Pounds Cr						
01/01/15		13,770,654	2,389	73,249			0.805	1,667,388			3,722,195		
01/12/15		13,785,790	15,136		8.2	0.65	0.597	1,674,271	7.8	1.36	3,733,018	7.3	0.20
01/31/15		13,798,407	12,617					1,679,866			3,742,191		
	02/01/15	13,798,602		January			Pounds Cr						
02/01/15		13,798,727	320	28,937			0.144	1,679,866			3,742,588		
02/04/15		13,800,127	1,400		8.1	0.74	0.721	1,680,719	7.9	1.48	3,743,379	7.1	0.17
02/16/15		13,804,943	4,816					1,682,892			3,746,962		
02/20/15		13,805,957	1,014					1,683,320			3,747,752		
02/24/15		13,806,974	1,017					1,683,745			3,748,542		
02/28/15		13,808,369	1,395					1,684,600			3,749,334		
	03/01/15	13,808,507		February			Pounds Cr						
03/01/15		13,808,690	321	9,905			0.059	1,684,600			3,749,728		
03/18/15		13,815,075	6,385		8.2	0.80	0.713	1,687,150	7.2	1.00	3,757,618	8.0	0.34

**TABLE 1
Influent - Effluent Compliance Summary**

N.W. Mauthe Superfund Site
Appleton, Wisconsin
Terracon Project No. 58117057

Date Actual	OUTFALL 001						Manhole #1			Manhole #2			
	Date For Linear Interpolation	Metered Discharge Reading (gallons)	Gallons Discharged Between Meter Reading	Monthly Discharge (gallons)	pH	Hexavalent Chromium Lab Analysis (mg/L) [Local Limit 4.5 mg/L]	Total Chromium Lab Analysis (mg/L) [Local Limit 7.0 mg/L]	Flow Totalizer #1 Reading (gallons)	pH	Hexavalent Chromium Hach Test Kit (mg/L)	Flow Totalizer #2 Reading (gallons)	pH	Hexavalent Chromium Hach Test Kit (mg/L)
03/23/15		13,815,928	853					1,688,046			3,759,604		
03/25/15		13,816,332	404					1,688,901			3,759,889		
03/26/15		13,816,697	365					1,689,329			3,760,382		
	04/01/15	13,822,714		March			Pounds Cr						
04/07/15		13,823,071	6,374	14,207			0.084	1,694,467			3,765,931		
04/15/15		13,856,854	33,783		7.4	0.92	0.858	1,704,938	7.7	1.92	3,792,943	7.0	0.25
04/30/15		13,885,187	28,333					1,718,370			3,812,262		
	05/01/15	13,885,585		April			Pounds Cr						
05/04/15		13,889,467	4,280	62,871			0.449	1,720,520			3,815,063		
05/13/15		13,898,048	8,581		8.0	0.60	0.554	1,724,812	7.8	0.92	3,820,667	8.1	0.37
05/18/15		13,905,897	7,849					1,727,444			3,827,133		
05/19/15		13,909,365	3,468					1,728,740			3,830,304		
05/23/15		13,914,964	5,599					1,731,329			3,834,357		
05/25/15		13,920,921	5,957					1,733,052			3,839,818		
05/28/15		13,937,530	16,609					1,736,965			3,854,997		
	06/01/15	13,958,452		May			Pounds Cr						
06/02/15		13,967,174	29,644	72,867			0.336	1,746,201			3,878,793		
06/03/15		13,970,819	3,645					1,747,948			3,881,197		
06/10/15		13,986,712	15,893		7.4	0.60	0.547	1,755,299	7.1	0.66	3,892,044	7.2	0.27
06/16/15		14,018,102	31,390					1,765,062			3,917,649		
06/19/15		14,042,191	24,089					1,772,128			3,937,351		
06/28/15		14,066,780	24,589					1,781,741			3,956,167		
06/30/15		14,069,200	2,420					1,783,061			3,957,962		
	07/01/15	14,069,642		June			Pounds Cr						
07/01/15		14,069,914	714	111,190			0.506	1,783,061			3,957,962		
07/08/15		14,077,301	7,387		7.7	0.37	0.351	1,787,623	7.2	0.68	3,963,593	7.5	0.23
07/14/15		14,085,720	8,419					1,790,678			3,970,192		
07/29/15		14,114,029	28,309					1,804,056			3,993,110		
	08/01/15	14,115,454		July			Pounds Cr						
08/05/15		14,117,883	3,854	45,812			0.134	1,807,395			3,995,776		
08/12/15		14,131,529	13,646			0.41	0.371	1,812,749	7.2	0.51	4,006,460	7.1	0.19
08/17/15		14,137,372	5,843					1,816,582			4,010,201		
08/18/15		14,138,406	1,034					1,817,349			4,011,060		
08/27/15		14,145,800	7,394					1,822,802			4,016,771		
	09/01/15	14,151,425		August			Pounds Cr						
09/04/15		14,155,393	9,593	35,971			0.111	1,828,088			4,025,183		
09/09/15		14,175,870	20,477		7.6	0.23	0.208	1,833,613	7.2	0.72	4,041,266	7.0	0.14
09/18/15		14,191,902	16,032					1,843,839			4,055,798		
09/28/15		14,211,188	19,286					1,852,031			4,069,063		
09/29/15		14,211,559	371					1,852,459			4,069,894		
	10/01/15	14,212,577		September			Pounds Cr						
10/01/15		14,212,781	1,222	61,152			0.106	1,853,738			4,071,365		
10/07/15		14,220,473	7,692			0.72	0.661	1,856,721	7.2	1.26	4,071,365	7.3	0.16
10/13/15		14,226,617	6,144					1,859,329			4,079,148		
10/21/15		14,233,700	7,083					1,863,168			4,082,924		
10/27/15		14,241,197	7,497					1,865,726			4,088,517		
	11/01/15	14,260,606		October			Pounds Cr						
11/02/15		14,266,255	25,058	48,029			0.264	1,872,203			4,108,562		
11/12/15		14,288,543	22,288		7.7	0.73	0.700	1,882,551	7.3	1.20	4,122,107	7.6	0.26
11/30/15		14,334,387	45,844					1,898,090			4,155,815		
	12/01/15	14,336,677		November			Pounds Cr						
12/01/15		14,339,197	4,810	76,072			0.443	1,899,821			4,159,227		
12/10/15		14,364,604	25,407		7.9	0.69	0.627	1,910,218	7.4	0.66	4,176,267	7.3	0.30
12/21/15		14,458,622	94,018					1,937,179			4,246,823		
	01/01/16	14,487,544		December			Pounds Cr						
01/01/16		14,488,585	29,963	150,867			0.788	1,949,306			4,267,333		
01/07/16		14,499,288	10,703		7.9	0.62	0.572	1,954,033	7.4	0.87	4,274,451	7.6	0.40
	02/01/16	14,532,622		January			Pounds Cr						

**TABLE 1
Influent - Effluent Compliance Summary**

N.W. Mauthe Superfund Site
Appleton, Wisconsin
Terracon Project No. 58117057

Date Actual	OUTFALL 001						Manhole #1			Manhole #2			
	Date For Linear Interpolation	Metered Discharge Reading (gallons)	Gallons Discharged Between Meter Reading	Monthly Discharge (gallons)	pH	Hexavalent Chromium Lab Analysis (mg/L) [Local Limit 4.5 mg/L]	Total Chromium Lab Analysis (mg/L) [Local Limit 7.0 mg/L]	Flow Totalizer #1 Reading (gallons)	pH	Hexavalent Chromium Hach Test Kit (mg/L)	Flow Totalizer #2 Reading (gallons)	pH	Hexavalent Chromium Hach Test Kit (mg/L)
02/01/16		14,533,138	33,850	45,078			0.215	1,971,254			4,316,580		
02/10/16		14,562,012	28,874		8.1	0.87	0.858	1,973,902	7.6	0.61	4,324,057	8.1	0.70
02/29/16		14,601,368	39,356					1,982,872			4,359,110		
	03/01/16	14,602,713		February			Pounds Cr						
03/01/16		14,603,747	2,379	70,091			0.501	1,983,300			4,361,401		
03/10/16		14,625,282	21,535		7.9	0.63	0.609	1,988,471	7.3	1.44	4,380,928	7.4	0.37
03/31/16		14,728,685	103,403					2,017,845			4,463,804		
	04/01/16	14,733,540		March			Pounds Cr						
04/02/16		14,751,888	23,203	130,827			0.663	2,023,638			4,482,114		
04/06/16		14,770,034	18,146		7.8	0.38	0.244	2,029,748	7.2	0.53	4,495,836	7.2	0.24
	05/01/16	14,827,634		April			Pounds Cr						
05/03/16		14,834,742	64,708	94,094			0.191	2,057,059			4,539,976		
05/12/16		14,846,704	19,070		7.6	0.70	0.645	2,062,615	7.2	0.47	4,547,811	7.1	0.69
05/17/16		14,856,181	9,477					2,067,406			4,553,472		
	06/01/16	14,889,570		May			Pounds Cr						
06/06/16		14,902,417	46,236	61,936			0.333	2,086,371			4,585,701		
06/08/16		14,906,067	3,650		7.5	0.43	0.406	2,088,096	7.1	0.69	4,587,959	7.1	0.25
06/19/16		14,946,108	40,041					2,101,451			4,617,396		
	07/01/16	14,980,911		June			Pounds Cr						
07/01/16		14,983,214	37,106	91,341			0.309	2,113,474			4,646,051		
07/07/16		14,998,455	15,241		7.4	0.50	0.430	2,119,487	7.0	0.87	4,656,766	7.1	0.20
07/31/16		15,036,518	38,063					2,138,364			4,681,191		
	08/01/16	15,036,760		July			Pounds Cr						
08/01/16		15,037,244	726	55,849			0.200	2,138,788			4,682,282		
08/11/16		15,047,013	9,769		7.4	0.61	0.583	2,144,319	7.1	0.98	4,687,103	7.1	0.12
08/24/16		15,065,460	18,447					2,152,060			4,700,186		
	09/01/16	15,080,715		August			Pounds Cr						
09/02/16		15,081,239	15,779	43,955			0.213	2,159,787			4,709,523		
09/08/16		15,093,858	12,619		7.2	0.41	0.355	2,164,508	7.1	0.60	4,718,876	6.9	0.17
09/15/16		15,117,114	23,256					2,173,196			4,734,824		
09/30/16		15,161,513	44,399					2,190,037			4,766,164		
	10/01/16	15,162,610		September			Pounds Cr						
10/01/16		15,162,976	1,463	81,895			0.242	2,190,896			4,766,917		
10/05/16		15,170,280	7,304		7.5	0.76	0.707	2,194,329	7.1	1.17	4,771,417	7.2	0.24
	11/01/16	15,218,316		October			Pounds Cr						
11/01/16		15,218,916	48,636	55,706			0.328	2,214,974			4,803,706		
11/09/16		15,231,072	12,156		7.7	0.58	0.550	2,221,415	7.3	1.02	4,810,434	7.2	0.17
11/30/16		15,257,768	26,696					2,231,705			4,829,512		
	12/01/16	15,259,593		November			Pounds Cr						
12/01/16		15,262,085	4,317	41,277			0.189	2,233,005			4,832,948		
12/08/16		15,278,159	16,074		7.7	0.90	0.832	2,240,348	7.4	1.41	4,843,138	7.3	0.26
	01/01/17	15,320,273		December			Pounds Cr						
01/05/17		15,328,203	50,044	60,680			0.420						
01/05/17		15,328,203	0			1.00	0.895	2,259,750	7.5	1.44	4,878,940	7.4	0.47
01/31/17		15,387,622	59,419					2,272,198			4,933,594		
	02/01/17	15,387,845		January			Pounds Cr						
02/01/17		15,388,387	765	67,572			0.504	2,272,625			4,933,971		
02/09/17		15,399,455	11,068		7.8	0.56	0.542	2,277,351	7.5	0.99	4,941,836	7.1	0.13
	03/01/17	15,452,749		February			Pounds Cr						
03/08/17		15,476,369	76,914	64,904			0.305						
03/08/17		15,476,369	0		7.8	0.59	0.539	2,302,121	7.3	1.14	5,002,178	7.3	0.26
03/14/17		15,497,125	20,756					2,309,539			5,016,906		
03/25/17		15,528,765	31,640					2,321,231			5,039,669		
03/29/17		15,542,291	13,526					2,325,638			5,049,699		
	04/01/17	15,558,808		March			Pounds Cr						
04/02/17		15,562,275	19,984	106,059			0.476	2,333,037			5,064,049		
04/06/17		15,582,526	20,251		7.7	0.43	0.405	2,340,089	7.3	0.57	5,064,049	7.3	0.27
04/27/17		15,676,954	94,428					2,372,953			5,146,405		

TABLE 1
Influent - Effluent Compliance Summary

N.W. Mauthe Superfund Site
Appleton, Wisconsin
Terracon Project No. 58117057

Date Actual	OUTFALL 001							Manhole #1			Manhole #2		
	Date For Linear Interpolation	Metered Discharge Reading (gallons)	Gallons Discharged Between Meter Reading	Monthly Discharge (gallons)	pH	Hexavalent Chromium Lab Analysis (mg/L) [Local Limit 4.5 mg/L]	Total Chromium Lab Analysis (mg/L) [Local Limit 7.0 mg/L]	Flow Totalizer #1 Reading (gallons)	pH	Hexavalent Chromium Hach Test Kit (mg/L)	Flow Totalizer #2 Reading (gallons)	pH	Hexavalent Chromium Hach Test Kit (mg/L)
	<i>05/01/17</i>	<i>15,703,639</i>		April			Pounds Cr						
05/04/17		15,728,166	51,212	144,831			0.488						
05/04/17		15,728,166	0		7.6	0.28	0.257	2,387,552	7.1	0.36	5,185,807	6.8	0.21
	<i>06/01/17</i>	<i>15,796,047</i>		May			Pounds Cr						
06/08/17		15,812,038	83,872	92,408			0.198						
06/08/17		15,812,038	0		7.5	0.35	0.325	2,421,837	7.1	0.36	5,243,312	7.2	0.16
	<i>07/01/17</i>	<i>15,888,740</i>		June			Pounds Cr						
07/01/17		15,891,390	79,352	92,693			0.251						

Italicized red type metered discharge reading was calculated by linear interpolation to 12 midnight.

Industrial User (Wastewater Discharge) Permit 12-21 Outfall 001 Effluent Limits		
pH	Hexavalent Chromium	Total Chromium
Between 5.0 and 12.4 s.u.	<4.5 mg/L	<7.0 mg/L

TABLE 2
City of Appleton Compliance Limits, Outfall 001
 N.W. Mauthe Superfund Site - Appleton, WI

		Aluminum (mg/L)	Arsenic (mg/L)	Cadmium (mg/L)	Chromium Total (mg/L)	Copper (mg/L)	Cyanide (mg/L)	Lead (mg/L)	Mercury (mg/L)	Nickel (mg/L)	Zinc (mg/L)	Hexavalent Chromium (mg/L)
Permit #12-21 Limits		70	1.0	0.3	7.0	3.5	1.0	2.0	0.002	2.0	10.0	4.5
Sampler	Sample Date											
CH2M Hill	02/20/97	<.02	<.003	<.00050	0.04	<.01	<.00001	<.005	<.0002	<.005	0.0051	<.01
CH2M Hill	03/24/98	0.0152	<.002	<.00004	0.0637	<.0095	<.0017	<.0006	<.000015	<.0095	0.0046	0.1000
Appleton	04/29/98	<.011	<.002	<.005	0.2200	<.05	0.0020	<.1	<.0002	<.04	<.005	NA
Appleton	10/07/98	<.011	<.002	0.0050	0.1700	<.05	<.001	<.1	<.0002	<.04	0.0250	NA
MCO	03/18/99	<.009	<.003	<.00031	NA	.00068****	<.000032	<.0024	<.00005	.00351****	<.012	<.0036
Appleton	03/18/99	<.011	<.002	<.005	<.05	<.05	0.0010	0.1000	<.00005	0.0400	0.0180	NA
Appleton	09/21/99	<.011	<.002	<.005	<.05	<.05	0.0030	<.1	<.00015	<.04	0.0080	NA
Appleton	02/15/00	<.015	<.0020	<.005	0.0900	<.05	<.001	<.1	<.00013	<.04	0.0280	NA
MCO	03/13/00	<.009	<.003	<.00031	0.1400	<.0006	<.0044	<.0024	<.00005	0.0012	<.012	NA
Appleton	02/21/01	<.015	<.002	<.005	0.11	<.05	0.001	<.1	<.00013	<.04	0.042	NA
MCO	03/01/01	<.034	<.0027	.012 ****	0.25	.0088 ****	<.0033	<.17	<.00005	.036 ****	0.015	<.0036
Appleton	10/02/01	0.016	<.002	<.005	0.14	<.05	<.001	<.1	<.00013	<.04	0.065	NA
MCO	03/19/02	<.034	<.0027	<.0075	0.36	<.0077	<.0027	<.17	<.00005	<.017	<.012	<.0036
Appleton	05/02/02	<.049	<.012	<.014	0.362	<.015	<.0014	<.060	<.00011	<.011	<.009	NA
Appleton	11/12/02	0.027	<.0082	<.00053	0.23	<.009	<.0007	<.00084	<.000028	0.0044	0.0081	NA
Appleton	02/11/03	<.027	<.0082	<.00053	0.086	<.0009	<.0014	<.0013	<.000028	0.0036	<.0025	NA
Appleton	03/24/03	<.045	<.0027	<.0088	0.13	0.075	<.0050	<.16	<.000050	<.019	<.0044	<.0036
Appleton	10/23/03	0.0045	0.0013	<.00001	0.221	<.0008	<.005	<.0006	0.0002	<.025	<.010	NA
Appleton	03/24/04	<.050	<.0026	<.010	0.15	<.0060	<.0050	<.16	<.000025	<.020	<.010	NA
Appleton	11/09/04	0.0071	<.0012	<.00001	0.04	0.0008	<.005	<.008	<.00002	0.0013	<.01	NA
MCO	08/08/05	0.023	<.0035	<.00003	0.039	0.0019	<.0037	<.0011	<.000026	<.0044	0.0024	<.005
Appleton	11/05/06	0.0052	<.0012	<.00001	0.088	<.0005	<.005	<.0008	<.00002	0.0017	<.010	NA
Appleton	02/23/06	0.0021	<.0012	<.00001	0.08	<.0005	<.0005	<.0008	<.00002	0.0022	<.010	NA
MCO	03/23/06	<.20	<.0076	<.000074	0.32	0.0018	0.0043	<.0034	<.000026	0.0033	<.020	NA
Appleton	06/27/06	<.200	<.0076	<.000074	0.700	0.0016	<.0094	<.0034	<.000072	0.0021	<.020	<.350
Appleton	10/05/06	0.037	<.00011	<.00001	4.575	0.0068	0.01	<.001	<.0002	0.0026	<.010	NA
Appleton	03/22/07	<.07	<.07	<.01	1.9	3.5	<.004	<.03	<.0002	<.04	<.01	NA
MCO	04/02/07	0.0383	0.00024	0.000086	1.41	0.0041	<.0094	0.00013	<.000019	0.0035	0.009	NA
Appleton	12/04/07	<.07	<.001	<.01	3.4	<.01	0.008	<.03	<.0002	<.04	<.01	1.5
Appleton	01/16/08	0.21	<.005	<.01	<.03	0.02	0.017	0.06	0.0003	<.04	0.04	NA
OMNNI	04/08/08	0.0114	0.00043	0.00011	0.864	0.0043	0.014 J	0.000095 J	<.0001	0.0024	0.0071	0.063
Appleton	08/19/08	<.08	<.001	<.01	0.95	<.01	0.005	<.03	0.0002	<.02	<.01	NA
Appleton	03/31/09	<.09	<.012	<.01	0.99	<.01	<.008	<.05	<.00002	<.02	<.01	NA
OMNNI	04/07/09	<.0151	0.003 J	0.00040 J	0.767	0.0024 J	<.0060	<.0014	<.000010	0.0016 J	0.0137 J	0.84
Appleton	09/22/09	<.08	<.006	<.01	2.3	<.01	<.008	<.05	<.00002	<.02	<.01	NA
Appleton	03/02/10	<.06	<.002	<.01	1.6	<.01	<.008	<.03	<.00002	<.01	<.01	NA
OMNNI	04/06/10	0.0501 J	<.0014	0.00043 J	1.16	0.0024 J	<.0061	<.00075	<.00001	0.0023 J	0.0046 J	1.3
Appleton	11/02/10	<.10	<.010	<.01	0.71	<.01	<.008	<.03	<.00002	<.01	<.01	NA
Appleton	02/24/11	<.08	<.001	<.01	1.5	<.01	0.008	<.04	<.00002	<.02	<.01	NA
OMNNI	04/05/11	0.0725 J	0.0025 J	<.000026	0.401	0.0028 J	<.0061	<.0014	<.000010	0.00053 J	0.0023 J	0.40
Appleton	10/26/11	<.08	<.005	<.01	1.2	<.01	0.007	<.04	<.00002	<.02	<.01	NA
Appleton	03/21/12	<.11	<.004	<.01	1.3	0.01	0.007	<.04	<.00002	<.02	<.01	NA
Terracon	04/05/12	<.0695	<.0047	<.000039	0.696	0.014 J	<.0061	<.0014	<.000010	0.001 J	<.0053	0.83
Appleton	10/04/12	0.0865	0.0051	0.00049	1.43	0.0028 J	0.026	0.0022	0.0001	0.00019 J	<.0053	NA
Terracon	04/11/13	0.078	<.004	<.000048	0.431	0.0024 J	<.0038	<.027	<.000010	0.00013 J	<.0024	0.42
Appleton	04/17/13	<.0714	<.0042	<.000048	0.279	0.0029 J	<.0038	<.027	<.000010	0.00062 J	<.0024	NA
Appleton	11/20/13	<.0714	<.0042	<.000048	1.13	0.0018 J	0.0044 J	<.027	<.000010	0.00085 J	0.0034 J	NA
Appleton	04/15/14	0.119 J	<.0068	<.001	0.27	0.0036 J	<.060	<.0016	<.000010	<.0013	<.0058	NA
Terracon	05/13/14	0.116 J	<.0068	<.001	0.273	0.0034 J	<.060	0.0040 J	<.000010	<.0013	0.0064 J	0.28
Appleton	9/24/2014	<.0655	<.0068	<.001	0.757	<.0034	<.010	<.0016	<.000010	<.0013	<.0058	NA
Terracon	4/15/2015	0.054 J	<.0072	<.000060	0.858	0.0041 J	<.010	<.0030	<.000010	<.0014	0.0026 J	0.92
Appleton	6/3/2015	<.0655	<.0068	<.001	0.504	<.0034	<.020	<.0016	<.000010	<.0013 J	<.0058	NA
Appleton	10/21/2015	0.105 J	<.0068	<.0010	0.676	<.0034	<.010	0.0024 J	<.000010	<.0013	0.0078 J	NA
Terracon	5/12/2016	0.0637 J	<.0072	<.000060	0.645	<.0036	<.0068	<.0030	<.000013	0.0018 J	<.0013	0.70
Appleton	5/17/2016	<.090	<.001	<.010	0.530	<.010	<.007	<.030	<.00002	<.020	<.01	NA
Appleton	11/1/2016	<.090	<.010	<.010	0.560	<.010	<.007	<.030	<.00002	<.020	<.010	NA
Appleton	4/27/2017	Not Available										
Terracon	6/8/2017	<.0555	<.0083	<.0013	0.345	<.0063	<.0068	<.0043	<.000013	<.0026	<.0093	0.35

April 17, 2017

Scott Hodgson
Terracon, Inc. - Franklin
9856 South 57th Street
Franklin, WI 53132

RE: Project: 58117057 MAUTHE
Pace Project No.: 40147854

Dear Scott Hodgson:

Enclosed are the analytical results for sample(s) received by the laboratory on April 06, 2017. The results relate only to the samples included in this report. Results reported herein conform to the most current, applicable TNI/NELAC standards and the laboratory's Quality Assurance Manual, where applicable, unless otherwise noted in the body of the report.

If you have any questions concerning this report, please feel free to contact me.

Sincerely,



Dan Milewsky
dan.milewsky@pacelabs.com
(920)469-2436
Project Manager

Enclosures



REPORT OF LABORATORY ANALYSIS

This report shall not be reproduced, except in full,
without the written consent of Pace Analytical Services, LLC.

CERTIFICATIONS

Project: 58117057 MAUTHE
Pace Project No.: 40147854

Green Bay Certification IDs

1241 Bellevue Street, Green Bay, WI 54302
Florida/NELAP Certification #: E87948
Illinois Certification #: 200050
Kentucky UST Certification #: 82
Louisiana Certification #: 04168
Minnesota Certification #: 055-999-334
New York Certification #: 12064
North Dakota Certification #: R-150

Virginia VELAP ID: 460263
South Carolina Certification #: 83006001
Texas Certification #: T104704529-14-1
Wisconsin Certification #: 405132750
Wisconsin DATCP Certification #: 105-444
USDA Soil Permit #: P330-16-00157
Federal Fish & Wildlife Permit #: LE51774A-0

REPORT OF LABORATORY ANALYSIS

This report shall not be reproduced, except in full,
without the written consent of Pace Analytical Services, LLC.

SAMPLE SUMMARY

Project: 58117057 MAUTHE

Pace Project No.: 40147854

Lab ID	Sample ID	Matrix	Date Collected	Date Received
40147854001	OUTFALL-001	Water	04/06/17 07:50	04/06/17 15:30

REPORT OF LABORATORY ANALYSIS

This report shall not be reproduced, except in full,
without the written consent of Pace Analytical Services, LLC.

SAMPLE ANALYTE COUNT

Project: 58117057 MAUTHE
Pace Project No.: 40147854

Lab ID	Sample ID	Method	Analysts	Analytes Reported	Laboratory
40147854001	OUTFALL-001	EPA 6010	DLB	1	PASI-G
		SM 3500-Cr B (Online)	DEY	1	PASI-G

REPORT OF LABORATORY ANALYSIS

This report shall not be reproduced, except in full,
without the written consent of Pace Analytical Services, LLC.

SUMMARY OF DETECTION

Project: 58117057 MAUTHE

Pace Project No.: 40147854

Lab Sample ID Method	Client Sample ID Parameters	Result	Units	Report Limit	Analyzed	Qualifiers
40147854001	OUTFALL-001					
EPA 6010	Chromium, Dissolved	405	ug/L	10.0	04/13/17 12:48	
SM 3500-Cr B (Online)	Chromium, Hexavalent	0.43	mg/L	0.086	04/06/17 16:20	

REPORT OF LABORATORY ANALYSIS

This report shall not be reproduced, except in full,
without the written consent of Pace Analytical Services, LLC.

PROJECT NARRATIVE

Project: 58117057 MAUTHE

Pace Project No.: 40147854

Method: EPA 6010

Description: 6010 MET ICP, Dissolved

Client: Terracon, Inc. - Franklin

Date: April 17, 2017

General Information:

1 sample was analyzed for EPA 6010. All samples were received in acceptable condition with any exceptions noted below or on the chain-of custody and/or the sample condition upon receipt form (SCUR) attached at the end of this report.

Hold Time:

The samples were analyzed within the method required hold times with any exceptions noted below.

Initial Calibrations (including MS Tune as applicable):

All criteria were within method requirements with any exceptions noted below.

Continuing Calibration:

All criteria were within method requirements with any exceptions noted below.

Method Blank:

All analytes were below the report limit in the method blank, where applicable, with any exceptions noted below.

Laboratory Control Spike:

All laboratory control spike compounds were within QC limits with any exceptions noted below.

Matrix Spikes:

All percent recoveries and relative percent differences (RPDs) were within acceptance criteria with any exceptions noted below.

Additional Comments:

REPORT OF LABORATORY ANALYSIS

This report shall not be reproduced, except in full,
without the written consent of Pace Analytical Services, LLC.

PROJECT NARRATIVE

Project: 58117057 MAUTHE

Pace Project No.: 40147854

Method: SM 3500-Cr B (Online)

Description: Chromium, Hexavalent

Client: Terracon, Inc. - Franklin

Date: April 17, 2017

General Information:

1 sample was analyzed for SM 3500-Cr B (Online). All samples were received in acceptable condition with any exceptions noted below or on the chain-of custody and/or the sample condition upon receipt form (SCUR) attached at the end of this report.

Hold Time:

The samples were analyzed within the method required hold times with any exceptions noted below.

Method Blank:

All analytes were below the report limit in the method blank, where applicable, with any exceptions noted below.

Laboratory Control Spike:

All laboratory control spike compounds were within QC limits with any exceptions noted below.

Matrix Spikes:

All percent recoveries and relative percent differences (RPDs) were within acceptance criteria with any exceptions noted below.

Additional Comments:

This data package has been reviewed for quality and completeness and is approved for release.

REPORT OF LABORATORY ANALYSIS

This report shall not be reproduced, except in full,
without the written consent of Pace Analytical Services, LLC.

ANALYTICAL RESULTS

Project: 58117057 MAUTHE

Pace Project No.: 40147854

Sample: OUTFALL-001 **Lab ID: 40147854001** Collected: 04/06/17 07:50 Received: 04/06/17 15:30 Matrix: Water

Parameters	Results	Units	LOQ	LOD	DF	Prepared	Analyzed	CAS No.	Qual
6010 MET ICP, Dissolved	Analytical Method: EPA 6010								
Chromium, Dissolved	405	ug/L	10.0	2.5	1		04/13/17 12:48	7440-47-3	
Chromium, Hexavalent	Analytical Method: SM 3500-Cr B (Online)								
Chromium, Hexavalent	0.43	mg/L	0.086	0.026	5		04/06/17 16:20		

REPORT OF LABORATORY ANALYSIS

This report shall not be reproduced, except in full,
without the written consent of Pace Analytical Services, LLC.

QUALITY CONTROL DATA

Project: 58117057 MAUTHE
Pace Project No.: 40147854

QC Batch: 252510 Analysis Method: EPA 6010
QC Batch Method: EPA 6010 Analysis Description: ICP Metals, Trace, Dissolved
Associated Lab Samples: 40147854001

METHOD BLANK: 1489777 Matrix: Water
Associated Lab Samples: 40147854001

Parameter	Units	Blank Result	Reporting Limit	Analyzed	Qualifiers
Chromium, Dissolved	ug/L	<2.5	10.0	04/13/17 12:22	

LABORATORY CONTROL SAMPLE: 1489778

Parameter	Units	Spike Conc.	LCS Result	LCS % Rec	% Rec Limits	Qualifiers
Chromium, Dissolved	ug/L	500	516	103	80-120	

MATRIX SPIKE & MATRIX SPIKE DUPLICATE: 1489779 1489780

Parameter	Units	40147491008 Result	MS Spike Conc.	MSD Spike Conc.	MS Result	MSD Result	MS % Rec	MSD % Rec	% Rec Limits	RPD	Max RPD	Qual
Chromium, Dissolved	ug/L	10.1	500	500	523	617	103	121	75-125	17	20	

Results presented on this page are in the units indicated by the "Units" column except where an alternate unit is presented to the right of the result.

REPORT OF LABORATORY ANALYSIS

This report shall not be reproduced, except in full,
without the written consent of Pace Analytical Services, LLC.

QUALITY CONTROL DATA

Project: 58117057 MAUTHE

Pace Project No.: 40147854

QC Batch: 252051	Analysis Method: SM 3500-Cr B (Online)
QC Batch Method: SM 3500-Cr B (Online)	Analysis Description: Chromium, Hexavalent by 3500
Associated Lab Samples: 40147854001	

METHOD BLANK: 1487222 Matrix: Water
Associated Lab Samples: 40147854001

Parameter	Units	Blank Result	Reporting Limit	Analyzed	Qualifiers
Chromium, Hexavalent	mg/L	<0.0051	0.017	04/06/17 10:45	

LABORATORY CONTROL SAMPLE: 1487223

Parameter	Units	Spike Conc.	LCS Result	LCS % Rec	% Rec Limits	Qualifiers
Chromium, Hexavalent	mg/L	.3	0.31	102	90-110	

MATRIX SPIKE & MATRIX SPIKE DUPLICATE: 1487224 1487225

Parameter	Units	40147811001 Result	MS	MSD	MS Result	MSD Result	MS % Rec	MSD % Rec	% Rec Limits	RPD	Max RPD	Qual
			Spike Conc.	Spike Conc.								
Chromium, Hexavalent	mg/L	<0.0051	.3	.3	0.32	0.31	105	104	90-110	1	20	

Results presented on this page are in the units indicated by the "Units" column except where an alternate unit is presented to the right of the result.

REPORT OF LABORATORY ANALYSIS

This report shall not be reproduced, except in full,
without the written consent of Pace Analytical Services, LLC.

QUALIFIERS

Project: 58117057 MAUTHE

Pace Project No.: 40147854

DEFINITIONS

DF - Dilution Factor, if reported, represents the factor applied to the reported data due to dilution of the sample aliquot.

ND - Not Detected at or above LOD.

J - Estimated concentration at or above the LOD and below the LOQ.

LOD - Limit of Detection adjusted for dilution factor and percent moisture.

LOQ - Limit of Quantitation adjusted for dilution factor and percent moisture.

S - Surrogate

1,2-Diphenylhydrazine decomposes to and cannot be separated from Azobenzene using Method 8270. The result for each analyte is a combined concentration.

Consistent with EPA guidelines, unrounded data are displayed and have been used to calculate % recovery and RPD values.

LCS(D) - Laboratory Control Sample (Duplicate)

MS(D) - Matrix Spike (Duplicate)

DUP - Sample Duplicate

RPD - Relative Percent Difference

NC - Not Calculable.

SG - Silica Gel - Clean-Up

U - Indicates the compound was analyzed for, but not detected at or above the adjusted LOD.

N-Nitrosodiphenylamine decomposes and cannot be separated from Diphenylamine using Method 8270. The result reported for each analyte is a combined concentration.

Pace Analytical is TNI accredited. Contact your Pace PM for the current list of accredited analytes.

TNI - The NELAC Institute.

LABORATORIES

PASI-G Pace Analytical Services - Green Bay

REPORT OF LABORATORY ANALYSIS

This report shall not be reproduced, except in full,
without the written consent of Pace Analytical Services, LLC.

QUALITY CONTROL DATA CROSS REFERENCE TABLE

Project: 58117057 MAUTHE

Pace Project No.: 40147854

Lab ID	Sample ID	QC Batch Method	QC Batch	Analytical Method	Analytical Batch
40147854001	OUTFALL-001	EPA 6010	252510		
40147854001	OUTFALL-001	SM 3500-Cr B (Online)	252051		

REPORT OF LABORATORY ANALYSIS

This report shall not be reproduced, except in full,
without the written consent of Pace Analytical Services, LLC.



CHAIN OF CUSTODY

Preservation Codes
 A=None B=HCL C=H2SO4 D=HNO3 E=DI Water F=Methanol G=NaOH
 H=Sodium Bisulfate Solution I=Sodium Thiosulfate J=Other

Quote #:

Mail To Contact:

Mail To Company:

Mail To Address:

Invoice To Contact:

Invoice To Company:

Invoice To Address:

Invoice To Phone:

CLIENT COMMENTS

LAB COMMENTS (Lab Use Only)

Profile #

Y/N	Pick Letter	Analyses Requested	Matrix Codes
Y	D	Total Chromium	W = Water DW = Drinking Water GW = Ground Water SW = Surface Water WW = Waste Water WP = Wipe
N	A	Hex Chromium	A = Air B = Biota C = Charcoal O = Oil S = Soil SI = Sludge

PACE LAB #	CLIENT FIELD ID	COLLECTION DATE	TIME	MATRIX
001	04T FALL-001	4/6/17	7:50A	WW

Filtered? (YES/NO)

Preservation (CODE)*

Relinquished By: Scott A. Hodgson
 Date/Time: 4/6/17 0830

Relinquished By: [Signature]
 Date/Time: 4/17/17 1530

Relinquished By: [Signature]
 Date/Time: [Blank]

Relinquished By: [Signature]
 Date/Time: [Blank]

Relinquished By: [Signature]
 Date/Time: [Blank]

Relinquished By: [Signature]
 Date/Time: [Blank]

Transmit Prelim Rush Results by (complete what you want):

Date Needed:

Sample Turnaround Time Requested - Prelims (Rush TAT subject to approval/surcharge)

PACE Project No.: 4047854

Receipt Temp = 120.1 °C

Sample Receipt pH: OK/ Adjusted

Coastal Custody Seal: Present / Not Present

Intact / Not Intact: Intact / Not Intact



Sample Condition Upon Receipt


Pace Analytical Services, Inc.
1241 Bellevue Street, Suite 9
Green Bay, WI 54302

Project #: WO#: 40147854

Client Name: Terracon

Courier: Fed Ex UPS Client Pace Other:

Tracking #: _____



Custody Seal on Cooler/Box Present: yes no Seals intact: yes no

Custody Seal on Samples Present: yes no Seals intact: yes no

Packing Material: Bubble Wrap Bubble Bags None Other

Thermometer Used NA Type of Ice: Wet Blue Dry None Samples on ice, cooling process has begun

Cooler Temperature Uncorr: ROT / Corr: Biological Tissue is Frozen: yes

Temp Blank Present: yes no

Temp should be above freezing to 6°C for all sample except Biota.
Frozen Biota Samples should be received ≤ 0°C.

Person examining contents:
Date: 4-6-17
Initials: [Signature]

Comments:

Table with 15 rows of inspection criteria and checkboxes. Includes items like Chain of Custody Present, Samples Arrived within Hold Time, Short Hold Time Analysis, Rush Turn Around Time Requested, Sufficient Volume, Containers Intact, Sample Labels match COC, All containers needing preservation have been checked, Headspace in VOA Vials, Trip Blank Present.

Client Notification/ Resolution:

Person Contacted: _____ Date/Time: _____ If checked, see attached form for additional comments

Comments/ Resolution: _____

Project Manager Review: [Signature] Date: 4/6/17

May 12, 2017

Scott Hodgson
Terracon, Inc. - Franklin
9856 South 57th Street
Franklin, WI 53132


RE: Project: 58117057 MAUTHE
Pace Project No.: 40149361

Dear Scott Hodgson:

Enclosed are the analytical results for sample(s) received by the laboratory on May 04, 2017. The results relate only to the samples included in this report. Results reported herein conform to the most current, applicable TNI/NELAC standards and the laboratory's Quality Assurance Manual, where applicable, unless otherwise noted in the body of the report.

If you have any questions concerning this report, please feel free to contact me.

Sincerely,



Dan Milewsky
dan.milewsky@pacelabs.com
(920)469-2436
Project Manager

Enclosures



REPORT OF LABORATORY ANALYSIS

This report shall not be reproduced, except in full,
without the written consent of Pace Analytical Services, LLC.

CERTIFICATIONS

Project: 58117057 MAUTHE

Pace Project No.: 40149361

Green Bay Certification IDs

1241 Bellevue Street, Green Bay, WI 54302

Florida/NELAP Certification #: E87948

Illinois Certification #: 200050

Kentucky UST Certification #: 82

Louisiana Certification #: 04168

Minnesota Certification #: 055-999-334

New York Certification #: 12064

North Dakota Certification #: R-150

Virginia VELAP ID: 460263

South Carolina Certification #: 83006001

Texas Certification #: T104704529-14-1

Wisconsin Certification #: 405132750

Wisconsin DATCP Certification #: 105-444

USDA Soil Permit #: P330-16-00157

Federal Fish & Wildlife Permit #: LE51774A-0

REPORT OF LABORATORY ANALYSIS

This report shall not be reproduced, except in full,
without the written consent of Pace Analytical Services, LLC.

SAMPLE SUMMARY

Project: 58117057 MAUTHE

Pace Project No.: 40149361

Lab ID	Sample ID	Matrix	Date Collected	Date Received
40149361001	OUTFALL-001	Water	05/04/17 08:15	05/04/17 11:53

REPORT OF LABORATORY ANALYSIS

This report shall not be reproduced, except in full,
without the written consent of Pace Analytical Services, LLC.

SAMPLE ANALYTE COUNT

Project: 58117057 MAUTHE
Pace Project No.: 40149361

Lab ID	Sample ID	Method	Analysts	Analytes Reported	Laboratory
40149361001	OUTFALL-001	EPA 6010	DLB	1	PASI-G
		SM 3500-Cr B (Online)	DEY	1	PASI-G

REPORT OF LABORATORY ANALYSIS

This report shall not be reproduced, except in full,
without the written consent of Pace Analytical Services, LLC.

SUMMARY OF DETECTION

Project: 58117057 MAUTHE

Pace Project No.: 40149361

Lab Sample ID Method	Client Sample ID Parameters	Result	Units	Report Limit	Analyzed	Qualifiers
40149361001	OUTFALL-001					
EPA 6010	Chromium, Dissolved	257	ug/L	10.0	05/12/17 10:34	
SM 3500-Cr B (Online)	Chromium, Hexavalent	0.28	mg/L	0.043	05/04/17 15:10	

REPORT OF LABORATORY ANALYSIS

This report shall not be reproduced, except in full,
without the written consent of Pace Analytical Services, LLC.

PROJECT NARRATIVE

Project: 58117057 MAUTHE

Pace Project No.: 40149361

Method: EPA 6010

Description: 6010 MET ICP, Dissolved

Client: Terracon, Inc. - Franklin

Date: May 12, 2017

General Information:

1 sample was analyzed for EPA 6010. All samples were received in acceptable condition with any exceptions noted below or on the chain-of custody and/or the sample condition upon receipt form (SCUR) attached at the end of this report.

Hold Time:

The samples were analyzed within the method required hold times with any exceptions noted below.

Initial Calibrations (including MS Tune as applicable):

All criteria were within method requirements with any exceptions noted below.

Continuing Calibration:

All criteria were within method requirements with any exceptions noted below.

Method Blank:

All analytes were below the report limit in the method blank, where applicable, with any exceptions noted below.

Laboratory Control Spike:

All laboratory control spike compounds were within QC limits with any exceptions noted below.

Matrix Spikes:

All percent recoveries and relative percent differences (RPDs) were within acceptance criteria with any exceptions noted below.

Additional Comments:

REPORT OF LABORATORY ANALYSIS

This report shall not be reproduced, except in full,
without the written consent of Pace Analytical Services, LLC.

PROJECT NARRATIVE

Project: 58117057 MAUTHE

Pace Project No.: 40149361

Method: SM 3500-Cr B (Online)

Description: Chromium, Hexavalent

Client: Terracon, Inc. - Franklin

Date: May 12, 2017

General Information:

1 sample was analyzed for SM 3500-Cr B (Online). All samples were received in acceptable condition with any exceptions noted below or on the chain-of custody and/or the sample condition upon receipt form (SCUR) attached at the end of this report.

Hold Time:

The samples were analyzed within the method required hold times with any exceptions noted below.

Method Blank:

All analytes were below the report limit in the method blank, where applicable, with any exceptions noted below.

Laboratory Control Spike:

All laboratory control spike compounds were within QC limits with any exceptions noted below.

Matrix Spikes:

All percent recoveries and relative percent differences (RPDs) were within acceptance criteria with any exceptions noted below.

Additional Comments:

This data package has been reviewed for quality and completeness and is approved for release.

REPORT OF LABORATORY ANALYSIS

This report shall not be reproduced, except in full,
without the written consent of Pace Analytical Services, LLC.

ANALYTICAL RESULTS

Project: 58117057 MAUTHE

Pace Project No.: 40149361

Sample: OUTFALL-001 **Lab ID: 40149361001** Collected: 05/04/17 08:15 Received: 05/04/17 11:53 Matrix: Water

Parameters	Results	Units	LOQ	LOD	DF	Prepared	Analyzed	CAS No.	Qual
6010 MET ICP, Dissolved	Analytical Method: EPA 6010								
Chromium, Dissolved	257	ug/L	10.0	2.5	1		05/12/17 10:34	7440-47-3	
Chromium, Hexavalent	Analytical Method: SM 3500-Cr B (Online)								
Chromium, Hexavalent	0.28	mg/L	0.043	0.013	2.5		05/04/17 15:10		

REPORT OF LABORATORY ANALYSIS

This report shall not be reproduced, except in full,
without the written consent of Pace Analytical Services, LLC.

QUALITY CONTROL DATA

Project: 58117057 MAUTHE
Pace Project No.: 40149361

QC Batch: 255399 Analysis Method: EPA 6010
QC Batch Method: EPA 6010 Analysis Description: ICP Metals, Trace, Dissolved
Associated Lab Samples: 40149361001

METHOD BLANK: 1505921 Matrix: Water
Associated Lab Samples: 40149361001

Parameter	Units	Blank Result	Reporting Limit	Analyzed	Qualifiers
Chromium, Dissolved	ug/L	<2.5	10.0	05/12/17 10:01	

LABORATORY CONTROL SAMPLE: 1505922

Parameter	Units	Spike Conc.	LCS Result	LCS % Rec	% Rec Limits	Qualifiers
Chromium, Dissolved	ug/L	500	502	100	80-120	

MATRIX SPIKE & MATRIX SPIKE DUPLICATE: 1505923 1505924

Parameter	Units	40149632004 Result	MS Spike Conc.	MSD Spike Conc.	MS Result	MSD Result	MS % Rec	MSD % Rec	% Rec Limits	RPD	Max RPD	Qual
Chromium, Dissolved	ug/L	<0.0025 mg/L	500	500	504	507	101	101	75-125	0	20	

Results presented on this page are in the units indicated by the "Units" column except where an alternate unit is presented to the right of the result.

REPORT OF LABORATORY ANALYSIS

This report shall not be reproduced, except in full,
without the written consent of Pace Analytical Services, LLC.

QUALIFIERS

Project: 58117057 MAUTHE
Pace Project No.: 40149361

DEFINITIONS

DF - Dilution Factor, if reported, represents the factor applied to the reported data due to dilution of the sample aliquot.

ND - Not Detected at or above LOD.

J - Estimated concentration at or above the LOD and below the LOQ.

LOD - Limit of Detection adjusted for dilution factor and percent moisture.

LOQ - Limit of Quantitation adjusted for dilution factor and percent moisture.

S - Surrogate

1,2-Diphenylhydrazine decomposes to and cannot be separated from Azobenzene using Method 8270. The result for each analyte is a combined concentration.

Consistent with EPA guidelines, unrounded data are displayed and have been used to calculate % recovery and RPD values.

LCS(D) - Laboratory Control Sample (Duplicate)

MS(D) - Matrix Spike (Duplicate)

DUP - Sample Duplicate

RPD - Relative Percent Difference

NC - Not Calculable.

SG - Silica Gel - Clean-Up

U - Indicates the compound was analyzed for, but not detected at or above the adjusted LOD.

N-Nitrosodiphenylamine decomposes and cannot be separated from Diphenylamine using Method 8270. The result reported for each analyte is a combined concentration.

Pace Analytical is TNI accredited. Contact your Pace PM for the current list of accredited analytes.

TNI - The NELAC Institute.

LABORATORIES

PASI-G Pace Analytical Services - Green Bay

REPORT OF LABORATORY ANALYSIS

This report shall not be reproduced, except in full,
without the written consent of Pace Analytical Services, LLC.

QUALITY CONTROL DATA CROSS REFERENCE TABLE

Project: 58117057 MAUTHE

Pace Project No.: 40149361

Lab ID	Sample ID	QC Batch Method	QC Batch	Analytical Method	Analytical Batch
40149361001	OUTFALL-001	EPA 6010	255399		
40149361001	OUTFALL-001	SM 3500-Cr B (Online)	254660		

REPORT OF LABORATORY ANALYSIS

This report shall not be reproduced, except in full,
without the written consent of Pace Analytical Services, LLC.



Pace Analytical
www.pacelabs.com

CHAIN OF CUSTODY

Preservation Codes
 A=None B=HCL C=H2SO4 D=HNO3 E=DI Water F=Methanol G=NaOH
 H=Sodium Bisulfate Solution I=Sodium Thiosulfate J=Other

FILTERED?
(YES/NO)
 PRESERVATION
(CODE)*

Y/N
 Pick
 Letter

Y/N	Pick Letter	Analyses Requested
N	A	Hex Chromium
N	A	Total Chromium
X	X	

Data Package Options
 EPA Level III
 EPA Level IV
 On your sample (billable)
 NOT needed on your sample

MS/MSD

Matrix Codes
 W = Water
 DW = Drinking Water
 GW = Ground Water
 SW = Surface Water
 WW = Waste Water
 WP = Wipe

COLLECTION
 DATE: 5/16/08
 TIME: 15:00
 MATRIX: WW

CLIENT FIELD ID
 001 04TFALL-001

Company Name: Terrason
Branch/Location: Mplwakes
Project Contact: Scott Hodgson
Phone: 414-204-7640
Project Number: 58117057
Project Name: Mawthe
Project State: WI
Sampled By (Print): Scott A. Hodgson
Sampled By (Sign): Scott A. Hodgson
PO #:

Quote #:
Mail To Contact:
Mail To Company:
Mail To Address:
Invoice To Contact:
Invoice To Company:
Invoice To Address:
Invoice To Phone:
CLIENT COMMENTS
LAB COMMENTS (Lab Use Only)
 Profile #
 2-250mlPAD

PACE Project No.
 40199361
Receipt Temp = 601 °C
Sample Receipt pH
 OK/Adjusted
Cooler Custody Seal Present / Not Present
 Intact / Not Intact

Received By: Scott A. Hodgson
Date/Time: 5/17 0845
Relinquished By: Scott A. Hodgson
Date/Time: 5/17 1153
Received By: Kate Johnson
Date/Time: 5/17
Relinquished By: Scott A. Hodgson
Date/Time: 5/17 0845
Relinquished By: Scott A. Hodgson
Date/Time: 5/17 1153

Rush Turnaround Time Requested - Prelims
 (Rush TAT subject to approval/surcharge)
Date Needed:
Transmit Prelim Rush Results by (complete what you want):
Email #1:
Email #2:
Telephone:
Fax:
 Samples on HOLD are subject to special pricing and release of liability




Sample Condition Upon Receipt

Pace Analytical Services, Inc.
1241 Bellevue Street, Suite 9
Green Bay, WI 54302

Project #:

WO#: 40149361



Client Name: TERRACON

Courier: Fed Ex UPS Client Pace Other:

Tracking #: _____

Custody Seal on Cooler/Box Present: yes no Seals intact: yes no

Custody Seal on Samples Present: yes no Seals intact: yes no

Packing Material: Bubble Wrap Bubble Bags None Other

Thermometer Used NA Type of Ice: Wet Blue Dry None Samples on ice, cooling process has begun

Cooler Temperature Uncorr: ICorr: 201 Biological Tissue is Frozen: yes no

Temp Blank Present: yes no

Person examining contents:
Date: 5/4/17
Initials: KA

Temp should be above freezing to 6°C for all sample except Biota.
Frozen Biota Samples should be received ≤ 0°C.

Comments:

Table with 15 rows and 2 columns. Left column contains checklist items (Chain of Custody Present, Chain of Custody Filled Out, etc.). Right column contains numbered comments (1-15). Includes checkboxes for Yes/No/N/A and handwritten marks.

Client Notification/ Resolution:

If checked, see attached form for additional comments

Person Contacted: _____ Date/Time: _____

Comments/ Resolution: _____

Project Manager Review: RMM for DM

Date: 5/4/17

June 22, 2017

Scott Hodgson
Terracon, Inc. - Franklin
9856 South 57th Street
Franklin, WI 53132


RE: Project: 58117057 MAUTHE
Pace Project No.: 40151273

Dear Scott Hodgson:

Enclosed are the analytical results for sample(s) received by the laboratory on June 08, 2017. The results relate only to the samples included in this report. Results reported herein conform to the most current, applicable TNI/NELAC standards and the laboratory's Quality Assurance Manual, where applicable, unless otherwise noted in the body of the report.

If you have any questions concerning this report, please feel free to contact me.

Sincerely,



Dan Milewsky
dan.milewsky@pacelabs.com
(920)469-2436
Project Manager

Enclosures



REPORT OF LABORATORY ANALYSIS

This report shall not be reproduced, except in full,
without the written consent of Pace Analytical Services, LLC.

CERTIFICATIONS

Project: 58117057 MAUTHE

Pace Project No.: 40151273

Green Bay Certification IDs

1241 Bellevue Street, Green Bay, WI 54302

Florida/NELAP Certification #: E87948

Illinois Certification #: 200050

Kentucky UST Certification #: 82

Louisiana Certification #: 04168

Minnesota Certification #: 055-999-334

New York Certification #: 12064

North Dakota Certification #: R-150

Virginia VELAP ID: 460263

South Carolina Certification #: 83006001

Texas Certification #: T104704529-14-1

Wisconsin Certification #: 405132750

Wisconsin DATCP Certification #: 105-444

USDA Soil Permit #: P330-16-00157

Federal Fish & Wildlife Permit #: LE51774A-0

REPORT OF LABORATORY ANALYSIS

This report shall not be reproduced, except in full,
without the written consent of Pace Analytical Services, LLC.

SAMPLE SUMMARY

Project: 58117057 MAUTHE

Pace Project No.: 40151273

Lab ID	Sample ID	Matrix	Date Collected	Date Received
40151273001	OUTFALL-001	Water	06/08/17 07:55	06/08/17 14:56

REPORT OF LABORATORY ANALYSIS

This report shall not be reproduced, except in full,
without the written consent of Pace Analytical Services, LLC.

SAMPLE ANALYTE COUNT

Project: 58117057 MAUTHE

Pace Project No.: 40151273

Lab ID	Sample ID	Method	Analysts	Analytes Reported	Laboratory
40151273001	OUTFALL-001	EPA 6010	DLB	8	PASI-G
		EPA 6010	DLB	1	PASI-G
		EPA 7470	AJT	1	PASI-G
		SM 3500-Cr B (Online)	DEY	1	PASI-G
		EPA 335.4	DAW	1	PASI-G

REPORT OF LABORATORY ANALYSIS

This report shall not be reproduced, except in full,
without the written consent of Pace Analytical Services, LLC.

SUMMARY OF DETECTION

Project: 58117057 MAUTHE

Pace Project No.: 40151273

Lab Sample ID Method	Client Sample ID Parameters	Result	Units	Report Limit	Analyzed	Qualifiers
40151273001	OUTFALL-001					
EPA 6010	Chromium	343	ug/L	10.0	06/21/17 08:54	
EPA 6010	Chromium, Dissolved	325	ug/L	10.0	06/13/17 14:25	
SM 3500-Cr B (Online)	Chromium, Hexavalent	0.35	mg/L	0.043	06/09/17 06:00	

REPORT OF LABORATORY ANALYSIS

This report shall not be reproduced, except in full,
without the written consent of Pace Analytical Services, LLC.

PROJECT NARRATIVE

Project: 58117057 MAUTHE

Pace Project No.: 40151273

Method: EPA 6010

Description: 6010 MET ICP

Client: Terracon, Inc. - Franklin

Date: June 22, 2017

General Information:

1 sample was analyzed for EPA 6010. All samples were received in acceptable condition with any exceptions noted below or on the chain-of custody and/or the sample condition upon receipt form (SCUR) attached at the end of this report.

Hold Time:

The samples were analyzed within the method required hold times with any exceptions noted below.

Sample Preparation:

The samples were prepared in accordance with EPA 3010 with any exceptions noted below.

Initial Calibrations (including MS Tune as applicable):

All criteria were within method requirements with any exceptions noted below.

Continuing Calibration:

All criteria were within method requirements with any exceptions noted below.

Method Blank:

All analytes were below the report limit in the method blank, where applicable, with any exceptions noted below.

Laboratory Control Spike:

All laboratory control spike compounds were within QC limits with any exceptions noted below.

Matrix Spikes:

All percent recoveries and relative percent differences (RPDs) were within acceptance criteria with any exceptions noted below.

Additional Comments:

REPORT OF LABORATORY ANALYSIS

This report shall not be reproduced, except in full,
without the written consent of Pace Analytical Services, LLC.

PROJECT NARRATIVE

Project: 58117057 MAUTHE

Pace Project No.: 40151273

Method: EPA 6010

Description: 6010 MET ICP, Dissolved

Client: Terracon, Inc. - Franklin

Date: June 22, 2017

General Information:

1 sample was analyzed for EPA 6010. All samples were received in acceptable condition with any exceptions noted below or on the chain-of custody and/or the sample condition upon receipt form (SCUR) attached at the end of this report.

Hold Time:

The samples were analyzed within the method required hold times with any exceptions noted below.

Initial Calibrations (including MS Tune as applicable):

All criteria were within method requirements with any exceptions noted below.

Continuing Calibration:

All criteria were within method requirements with any exceptions noted below.

Method Blank:

All analytes were below the report limit in the method blank, where applicable, with any exceptions noted below.

Laboratory Control Spike:

All laboratory control spike compounds were within QC limits with any exceptions noted below.

Matrix Spikes:

All percent recoveries and relative percent differences (RPDs) were within acceptance criteria with any exceptions noted below.

Additional Comments:

REPORT OF LABORATORY ANALYSIS

This report shall not be reproduced, except in full,
without the written consent of Pace Analytical Services, LLC.

PROJECT NARRATIVE

Project: 58117057 MAUTHE

Pace Project No.: 40151273

Method: EPA 7470

Description: 7470 Mercury

Client: Terracon, Inc. - Franklin

Date: June 22, 2017

General Information:

1 sample was analyzed for EPA 7470. All samples were received in acceptable condition with any exceptions noted below or on the chain-of custody and/or the sample condition upon receipt form (SCUR) attached at the end of this report.

Hold Time:

The samples were analyzed within the method required hold times with any exceptions noted below.

Sample Preparation:

The samples were prepared in accordance with EPA 7470 with any exceptions noted below.

Initial Calibrations (including MS Tune as applicable):

All criteria were within method requirements with any exceptions noted below.

Continuing Calibration:

All criteria were within method requirements with any exceptions noted below.

Method Blank:

All analytes were below the report limit in the method blank, where applicable, with any exceptions noted below.

Laboratory Control Spike:

All laboratory control spike compounds were within QC limits with any exceptions noted below.

Matrix Spikes:

All percent recoveries and relative percent differences (RPDs) were within acceptance criteria with any exceptions noted below.

Additional Comments:

REPORT OF LABORATORY ANALYSIS

This report shall not be reproduced, except in full,
without the written consent of Pace Analytical Services, LLC.

PROJECT NARRATIVE

Project: 58117057 MAUTHE

Pace Project No.: 40151273

Method: SM 3500-Cr B (Online)

Description: Chromium, Hexavalent

Client: Terracon, Inc. - Franklin

Date: June 22, 2017

General Information:

1 sample was analyzed for SM 3500-Cr B (Online). All samples were received in acceptable condition with any exceptions noted below or on the chain-of custody and/or the sample condition upon receipt form (SCUR) attached at the end of this report.

Hold Time:

The samples were analyzed within the method required hold times with any exceptions noted below.

Method Blank:

All analytes were below the report limit in the method blank, where applicable, with any exceptions noted below.

Laboratory Control Spike:

All laboratory control spike compounds were within QC limits with any exceptions noted below.

Matrix Spikes:

All percent recoveries and relative percent differences (RPDs) were within acceptance criteria with any exceptions noted below.

Additional Comments:

REPORT OF LABORATORY ANALYSIS

This report shall not be reproduced, except in full,
without the written consent of Pace Analytical Services, LLC.

PROJECT NARRATIVE

Project: 58117057 MAUTHE

Pace Project No.: 40151273

Method: EPA 335.4

Description: 335.4 Cyanide, Total

Client: Terracon, Inc. - Franklin

Date: June 22, 2017

General Information:

1 sample was analyzed for EPA 335.4. All samples were received in acceptable condition with any exceptions noted below or on the chain-of custody and/or the sample condition upon receipt form (SCUR) attached at the end of this report.

Hold Time:

The samples were analyzed within the method required hold times with any exceptions noted below.

Sample Preparation:

The samples were prepared in accordance with EPA 335.4 with any exceptions noted below.

Method Blank:

All analytes were below the report limit in the method blank, where applicable, with any exceptions noted below.

Laboratory Control Spike:

All laboratory control spike compounds were within QC limits with any exceptions noted below.

Matrix Spikes:

All percent recoveries and relative percent differences (RPDs) were within acceptance criteria with any exceptions noted below.

Additional Comments:

This data package has been reviewed for quality and completeness and is approved for release.

REPORT OF LABORATORY ANALYSIS

This report shall not be reproduced, except in full,
without the written consent of Pace Analytical Services, LLC.

ANALYTICAL RESULTS

Project: 58117057 MAUTHE
Pace Project No.: 40151273

Sample: OUTFALL-001 **Lab ID: 40151273001** Collected: 06/08/17 07:55 Received: 06/08/17 14:56 Matrix: Water

Parameters	Results	Units	LOQ	LOD	DF	Prepared	Analyzed	CAS No.	Qual
6010 MET ICP		Analytical Method: EPA 6010 Preparation Method: EPA 3010							
Aluminum	<55.5	ug/L	500	55.5	1	06/19/17 15:14	06/21/17 08:54	7429-90-5	
Arsenic	<8.3	ug/L	25.0	8.3	1	06/19/17 15:14	06/21/17 08:54	7440-38-2	
Cadmium	<1.3	ug/L	5.0	1.3	1	06/19/17 15:14	06/21/17 08:54	7440-43-9	
Chromium	343	ug/L	10.0	2.5	1	06/19/17 15:14	06/21/17 08:54	7440-47-3	
Copper	<6.3	ug/L	20.0	6.3	1	06/19/17 15:14	06/21/17 08:54	7440-50-8	
Lead	<4.3	ug/L	13.0	4.3	1	06/19/17 15:14	06/21/17 08:54	7439-92-1	
Nickel	<2.6	ug/L	10.0	2.6	1	06/19/17 15:14	06/21/17 08:54	7440-02-0	
Zinc	<9.3	ug/L	40.0	9.3	1	06/19/17 15:14	06/21/17 08:54	7440-66-6	
6010 MET ICP, Dissolved		Analytical Method: EPA 6010							
Chromium, Dissolved	325	ug/L	10.0	2.5	1		06/13/17 14:25	7440-47-3	
7470 Mercury		Analytical Method: EPA 7470 Preparation Method: EPA 7470							
Mercury	<0.13	ug/L	0.42	0.13	1	06/14/17 12:25	06/15/17 10:19	7439-97-6	
Chromium, Hexavalent		Analytical Method: SM 3500-Cr B (Online)							
Chromium, Hexavalent	0.35	mg/L	0.043	0.013	2.5		06/09/17 06:00		
335.4 Cyanide, Total		Analytical Method: EPA 335.4 Preparation Method: EPA 335.4							
Cyanide	<0.0068	mg/L	0.023	0.0068	1	06/19/17 11:00	06/19/17 13:22	57-12-5	

REPORT OF LABORATORY ANALYSIS

This report shall not be reproduced, except in full,
without the written consent of Pace Analytical Services, LLC.

QUALITY CONTROL DATA

Project: 58117057 MAUTHE
Pace Project No.: 40151273

QC Batch: 258435 Analysis Method: EPA 6010
QC Batch Method: EPA 6010 Analysis Description: ICP Metals, Trace, Dissolved
Associated Lab Samples: 40151273001

METHOD BLANK: 1522375 Matrix: Water
Associated Lab Samples: 40151273001

Parameter	Units	Blank Result	Reporting Limit	Analyzed	Qualifiers
Chromium, Dissolved	ug/L	<2.5	10.0	06/13/17 14:10	

LABORATORY CONTROL SAMPLE: 1522376

Parameter	Units	Spike Conc.	LCS Result	LCS % Rec	% Rec Limits	Qualifiers
Chromium, Dissolved	ug/L	500	504	101	80-120	

MATRIX SPIKE & MATRIX SPIKE DUPLICATE: 1522377 1522378

Parameter	Units	40151311002		MS		MSD		MS		MSD		% Rec Limits	RPD	Max RPD	Qual
		Result	Conc.	Spike Conc.	Spike Conc.	Result	Result	% Rec	% Rec						
Chromium, Dissolved	ug/L	<2.5	500	500	500	488	484	98	97	75-125	1	20			

Results presented on this page are in the units indicated by the "Units" column except where an alternate unit is presented to the right of the result.

REPORT OF LABORATORY ANALYSIS

This report shall not be reproduced, except in full,
without the written consent of Pace Analytical Services, LLC.

QUALITY CONTROL DATA

Project: 58117057 MAUTHE

Pace Project No.: 40151273

QC Batch: 258544	Analysis Method: EPA 7470
QC Batch Method: EPA 7470	Analysis Description: 7470 Mercury
Associated Lab Samples: 40151273001	

METHOD BLANK: 1523182 Matrix: Water
Associated Lab Samples: 40151273001

Parameter	Units	Blank Result	Reporting Limit	Analyzed	Qualifiers
Mercury	ug/L	<0.13	0.42	06/15/17 09:58	

LABORATORY CONTROL SAMPLE: 1523183

Parameter	Units	Spike Conc.	LCS Result	LCS % Rec	% Rec Limits	Qualifiers
Mercury	ug/L	5	4.6	92	85-115	

MATRIX SPIKE & MATRIX SPIKE DUPLICATE: 1523184 1523185

Parameter	Units	1523184		1523185		MS % Rec	MSD % Rec	% Rec Limits	RPD	Max RPD	Qual
		40151531020 Result	MS Spike Conc.	MSD Spike Conc.	MS Result						
Mercury	ug/L	<0.13	5	5	4.6	4.6	91	92	85-115	1	20

Results presented on this page are in the units indicated by the "Units" column except where an alternate unit is presented to the right of the result.

REPORT OF LABORATORY ANALYSIS

This report shall not be reproduced, except in full,
without the written consent of Pace Analytical Services, LLC.

QUALITY CONTROL DATA

Project: 58117057 MAUTHE
Pace Project No.: 40151273

QC Batch: 259033 Analysis Method: EPA 6010
QC Batch Method: EPA 3010 Analysis Description: 6010 MET
Associated Lab Samples: 40151273001

METHOD BLANK: 1526132 Matrix: Water
Associated Lab Samples: 40151273001

Parameter	Units	Blank Result	Reporting Limit	Analyzed	Qualifiers
Aluminum	ug/L	<55.5	500	06/21/17 08:49	
Arsenic	ug/L	<8.3	25.0	06/21/17 08:49	
Cadmium	ug/L	<1.3	5.0	06/21/17 08:49	
Chromium	ug/L	<2.5	10.0	06/21/17 08:49	
Copper	ug/L	<6.3	20.0	06/21/17 08:49	
Lead	ug/L	<4.3	13.0	06/21/17 08:49	
Nickel	ug/L	<2.6	10.0	06/21/17 08:49	
Zinc	ug/L	<9.3	40.0	06/21/17 08:49	

LABORATORY CONTROL SAMPLE: 1526133

Parameter	Units	Spike Conc.	LCS Result	LCS % Rec	% Rec Limits	Qualifiers
Aluminum	ug/L	5000	4660	93	80-120	
Arsenic	ug/L	500	445	89	80-120	
Cadmium	ug/L	500	457	91	80-120	
Chromium	ug/L	500	491	98	80-120	
Copper	ug/L	500	454	91	80-120	
Lead	ug/L	500	467	93	80-120	
Nickel	ug/L	500	472	94	80-120	
Zinc	ug/L	500	506	101	80-120	

MATRIX SPIKE & MATRIX SPIKE DUPLICATE: 1526134 1526135

Parameter	Units	MS		MSD		MS % Rec	MSD % Rec	% Rec Limits	Max RPD	RPD	Qual
		40151273001 Result	Spike Conc.	Spike Conc.	MS Result						
Aluminum	ug/L	<55.5	5000	5000	4910	4960	98	99	75-125	1	20
Arsenic	ug/L	<8.3	500	500	468	478	93	95	75-125	2	20
Cadmium	ug/L	<1.3	500	500	486	494	97	99	75-125	2	20
Chromium	ug/L	343	500	500	823	828	96	97	75-125	1	20
Copper	ug/L	<6.3	500	500	493	505	98	101	75-125	2	20
Lead	ug/L	<4.3	500	500	470	481	94	96	75-125	2	20
Nickel	ug/L	<2.6	500	500	476	488	95	97	75-125	3	20
Zinc	ug/L	<9.3	500	500	488	501	97	100	75-125	3	20

Results presented on this page are in the units indicated by the "Units" column except where an alternate unit is presented to the right of the result.

REPORT OF LABORATORY ANALYSIS

This report shall not be reproduced, except in full,
without the written consent of Pace Analytical Services, LLC.

QUALITY CONTROL DATA

Project: 58117057 MAUTHE

Pace Project No.: 40151273

QC Batch: 258118	Analysis Method: SM 3500-Cr B (Online)
QC Batch Method: SM 3500-Cr B (Online)	Analysis Description: Chromium, Hexavalent by 3500
Associated Lab Samples: 40151273001	

METHOD BLANK: 1520587 Matrix: Water

Associated Lab Samples: 40151273001

Parameter	Units	Blank Result	Reporting Limit	Analyzed	Qualifiers
Chromium, Hexavalent	mg/L	<0.0051	0.017	06/09/17 06:00	

LABORATORY CONTROL SAMPLE: 1520588

Parameter	Units	Spike Conc.	LCS Result	LCS % Rec	% Rec Limits	Qualifiers
Chromium, Hexavalent	mg/L	.3	0.31	105	90-110	

MATRIX SPIKE & MATRIX SPIKE DUPLICATE: 1520589 1520590

Parameter	Units	MS		MSD		MS Result	MSD Result	MS % Rec	MSD % Rec	% Rec Limits	RPD	Max RPD	Qual
		40151273001 Result	Spike Conc.	Spike Conc.	Conc.								
Chromium, Hexavalent	mg/L	0.35	.75	.75		1.1	1.1	102	103	90-110	1	20	

Results presented on this page are in the units indicated by the "Units" column except where an alternate unit is presented to the right of the result.

REPORT OF LABORATORY ANALYSIS

This report shall not be reproduced, except in full,
without the written consent of Pace Analytical Services, LLC.

QUALITY CONTROL DATA

Project: 58117057 MAUTHE
Pace Project No.: 40151273

QC Batch: 258935 Analysis Method: EPA 335.4
QC Batch Method: EPA 335.4 Analysis Description: 335.4 Cyanide, Total
Associated Lab Samples: 40151273001

METHOD BLANK: 1525865 Matrix: Water
Associated Lab Samples: 40151273001

Parameter	Units	Blank Result	Reporting Limit	Analyzed	Qualifiers
Cyanide	mg/L	<0.0068	0.023	06/19/17 13:06	

LABORATORY CONTROL SAMPLE: 1525866

Parameter	Units	Spike Conc.	LCS Result	LCS % Rec	% Rec Limits	Qualifiers
Cyanide	mg/L	.1	0.10	100	90-110	

MATRIX SPIKE & MATRIX SPIKE DUPLICATE: 1525867 1525868

Parameter	Units	10391557001 Result	MS Spike Conc.	MSD Spike Conc.	MS Result	MSD Result	MS % Rec	MSD % Rec	% Rec Limits	RPD	Max RPD	Qual
Cyanide	mg/L	<0.0068	.1	.1	0.10	0.11	97	105	90-110	8	20	

MATRIX SPIKE & MATRIX SPIKE DUPLICATE: 1525869 1525870

Parameter	Units	40151781004 Result	MS Spike Conc.	MSD Spike Conc.	MS Result	MSD Result	MS % Rec	MSD % Rec	% Rec Limits	RPD	Max RPD	Qual
Cyanide	mg/L	<0.014	.2	.2	0.21	0.20	101	101	90-110	0	20	

Results presented on this page are in the units indicated by the "Units" column except where an alternate unit is presented to the right of the result.

REPORT OF LABORATORY ANALYSIS

This report shall not be reproduced, except in full,
without the written consent of Pace Analytical Services, LLC.

QUALIFIERS

Project: 58117057 MAUTHE

Pace Project No.: 40151273

DEFINITIONS

DF - Dilution Factor, if reported, represents the factor applied to the reported data due to dilution of the sample aliquot.

ND - Not Detected at or above LOD.

J - Estimated concentration at or above the LOD and below the LOQ.

LOD - Limit of Detection adjusted for dilution factor and percent moisture.

LOQ - Limit of Quantitation adjusted for dilution factor and percent moisture.

S - Surrogate

1,2-Diphenylhydrazine decomposes to and cannot be separated from Azobenzene using Method 8270. The result for each analyte is a combined concentration.

Consistent with EPA guidelines, unrounded data are displayed and have been used to calculate % recovery and RPD values.

LCS(D) - Laboratory Control Sample (Duplicate)

MS(D) - Matrix Spike (Duplicate)

DUP - Sample Duplicate

RPD - Relative Percent Difference

NC - Not Calculable.

SG - Silica Gel - Clean-Up

U - Indicates the compound was analyzed for, but not detected at or above the adjusted LOD.

N-Nitrosodiphenylamine decomposes and cannot be separated from Diphenylamine using Method 8270. The result reported for each analyte is a combined concentration.

Pace Analytical is TNI accredited. Contact your Pace PM for the current list of accredited analytes.

TNI - The NELAC Institute.

LABORATORIES

PASI-G Pace Analytical Services - Green Bay

REPORT OF LABORATORY ANALYSIS

This report shall not be reproduced, except in full,
without the written consent of Pace Analytical Services, LLC.

QUALITY CONTROL DATA CROSS REFERENCE TABLE

Project: 58117057 MAUTHE

Pace Project No.: 40151273

Lab ID	Sample ID	QC Batch Method	QC Batch	Analytical Method	Analytical Batch
40151273001	OUTFALL-001	EPA 3010	259033	EPA 6010	259128
40151273001	OUTFALL-001	EPA 6010	258435		
40151273001	OUTFALL-001	EPA 7470	258544	EPA 7470	258575
40151273001	OUTFALL-001	SM 3500-Cr B (Online)	258118		
40151273001	OUTFALL-001	EPA 335.4	258935	EPA 335.4	258984

REPORT OF LABORATORY ANALYSIS

This report shall not be reproduced, except in full,
without the written consent of Pace Analytical Services, LLC.



Sample Condition Upon Receipt

Pace Analytical Services, LLC. - Green Bay WI
1241 Bellevue Street, Suite 9
Green Bay, WI 54302

Project #:

WO#: 40151273

Client Name: Terracon

Courier: Fed Ex UPS Client Pace Other:

Tracking #:



Custody Seal on Cooler/Box Present: yes no Seals intact: yes no

Custody Seal on Samples Present: yes no Seals intact: yes no

Packing Material: Bubble Wrap Bubble Bags None Other

Thermometer Used NA Type of Ice: Wet Blue Dry None Samples on ice, cooling process has begun

Cooler Temperature Uncorr: /Corr: 20 Biological Tissue is Frozen: yes

Temp Blank Present: yes no

Person examining contents:
Date: 6/8/17
Initials: [Signature]

Temp should be above freezing to 6°C.
Biota Samples may be received at ≤ 0°C.

Comments:

Table with 15 rows of checklist items for sample receipt, including Chain of Custody, Hold Time, Volume, Containers, and Trip Blank status.

Client Notification/ Resolution:

If checked, see attached form for additional comments

Person Contacted: Date/Time:

Comments/ Resolution:

Project Manager Review:

AL for DM

Date:

6/8/17