

April 9, 2021



Environmental Programs Coordinator
Appleton Wastewater Treatment Facility
2006 East Newberry Street
Appleton, Wisconsin 54915-2758

Attn: Mr. Brian Kreski (electronic)
Phone: (920) 832-2353
Mobile: (920) 419-0649
Fax: (920) 832-5949

Re: **2021 First Quarter Compliance Monitoring Report, Industrial User (Wastewater Discharge) Permit #18-21**
N.W. Mauthe Superfund Site
725 South Outagamie Street
Appleton, Wisconsin
Terracon Project No. 58117057
BRRTS No. 02-45-000127

Dear Mr. Kreski:

Terracon Consultants, Inc. (Terracon) is pleased to submit this quarterly process compliance report for the N.W. Mauthe Superfund site, 725 South Outagamie Street, Appleton, Wisconsin. This report is submitted in conformance with the City of Appleton Industrial User No. 18-21, issued on May 31, 2018. This report covers the period of January 1, 2021, through March 31, 2021, which included monthly effluent compliance monitoring sampling. The monthly results are summarized in the attached Table 1.

The flow monitoring and sampling activities were conducted monthly at the effluent discharge point, prior to Outfall 001. During this reporting period, local limit compliance monitoring samples were not collected by either the City of Appleton or Terracon. Historical results are presented in the attached Table 2.

As noted in the 2012 Fourth Quarter Process Compliance Report the system was replumbed in October 2012. Consequently, a greater volume of water is retained within the equalization tank and sampling occurs directly from the port on the equalization tank discharge pipe. Due to the improvement in the system plumbing, Terracon has collected the composite effluent sample directly from the tank effluent piping since the 2020 sampling events.

Approximately 250 milliliters (mL) of the collected sample was transferred to a new, clean 250-mL plastic bottle provided by the laboratory. This unfiltered and unpreserved sample was



Terracon Consultants, Inc. 9856 South 57th Street Franklin, Wisconsin 53132
P [414] 423 0255 F [414] 423 0566 terracon.com

2021 First Quarter Compliance Monitoring Report

N.W. Mauthe Superfund Site ■ Appleton, Wisconsin

April 9, 2021 ■ Terracon Project No. 58117057



submitted to Pace Analytical (Pace) laboratory (Green Bay, Wisconsin) for analysis of hexavalent chromium. An additional aliquot of the original sample was transferred to a clean, new 250-mL plastic bottle with nitric acid preservative provided by the laboratory. This unfiltered, preserved sample was submitted to Pace for analysis of total dissolved chromium. The laboratory analytic test reports and chain-of-custody record for each of the three monthly sampling rounds (January, February, and March 2021) are attached. After the laboratory samples were prepared, the pH of the remaining collected discharge sample was measured with an Oakton pHTestrs.

The attached table summarizes the total metered discharge readings, pH measurements, and laboratory test results. Monthly discharge totals were calculated by linear interpolation of the actual meter readings. Total discharge during the reporting period was 108,105 gallons with a mean daily flow of approximately 1,201 gallons per day. Based on the laboratory results, there were no exceedances during this reporting period from Outfall 001.

Dave M. Hassman. performed all the sample collection and monitoring during this reporting period. The following certification statement is required by Section 2 0-106, Chapter 20, Utilities:

“I (Scott Hodgson) certify under penalty of law that this document and all attachments were prepared under my direction or supervision in conformance with a system designed to assure that qualified personnel properly gather and evaluate the information submitted. Based on my inquiry of the person or persons who manage the system, or those persons directly responsible for gathering the information, the information submitted is, to the best of my knowledge and belief, true, accurate, and complete. I am aware that there are significant penalties for submitting false information, including the possibility of fine and imprisonment for knowing violations.”

2021 First Quarter Compliance Monitoring Report

N.W. Mauthe Superfund Site ■ Appleton, Wisconsin

April 9, 2021 ■ Terracon Project No. 58117057



Please call (920-791-9206) or email (sahodgson@terracon.com) if you have any questions or comments regarding the information provided or need additional information.

Sincerely,

Terracon

A handwritten signature in black ink, which appears to read "Krista L. Kroeninger". The signature is written in a cursive style and is positioned above the printed name of the signatory.

Krista L. Kroeninger
Staff Geologist

Scott A. Hodgson, P.G.
Senior Project Manager

KLK/SAH:klk/N:\Projects\2011\58117057\Working Files\Pre-Treatment Permit\Process Compliance reports\Terracon 2021\First Quarter\First Quarter 2021 Process Compliance.doc

Attachments: Table 1
Table 2
Laboratory Analytic Test Reports

Copies to: Gwen Saliaras, WDNR-Oshkosh (Electronic)
File

TABLE 1
Influent - Effluent Compliance Summary

N.W. Mauthe Superfund Site
Appleton, Wisconsin
Terracon Project No. 58117057

| Date Actual | OUTFALL 001 | | | | | | | Manhole #1 | | | Manhole #2 | | |
|-------------|-------------------------------|-------------------------------------|--|-----------------------------|-----|--|--|-------------------------------------|------|--|-------------------------------------|------|--|
| | Date For Linear Interpolation | Metered Discharge Reading (gallons) | Gallons Discharged Between Meter Reading | Monthly Discharge (gallons) | pH | Hexavalent Chromium Lab Analysis (mg/L) [Local Limit 4.5 mg/L] | Total Chromium Lab Analysis ¹ (mg/L) [Local Limit 7.0 mg/L] | Flow Totalizer #1 Reading (gallons) | pH | Hexavalent Chromium Hach Test Kit (mg/L) | Flow Totalizer #2 Reading (gallons) | pH | Hexavalent Chromium Hach Test Kit (mg/L) |
| 09/25/07 | | 8,290,363 | | | | | | | | | | | |
| | 10/01/07 | 8,300,685 | | | | | | | | | | | |
| 10/01/07 | | 8,301,251 | 10,888 | | | | | | | | | | |
| 10/02/07 | | 8,301,251 | 0 | | 7.7 | | | | | | | | |
| 10/15/07 | | 8,324,675 | 23,424 | | | | | | | | | | |
| 10/16/07 | | 8,324,675 | 0 | | 7.4 | 1.700 | | 6.93 | 3.9 | | 7.30 | 0.60 | |
| 10/22/07 | | 8,355,957 | 31,282 | | | | | | | | | | |
| 10/23/07 | | 8,355,957 | 0 | | 7.5 | 1.500 | | 7.04 | 3.75 | | NA | NA | |
| 10/29/07 | | 8,370,413 | 14,456 | October | | | | | | | | | |
| 10/30/07 | | 8,370,413 | 0 | 71,891 | 7.4 | 1.900 | | NA | NA | | NA | NA | |
| | 11/01/07 | 8,372,575 | | | | | | | | | | | |
| 11/05/07 | | 8,377,912 | 7,499 | | | | | | | | | | |
| 11/06/07 | | 8,377,912 | 0 | November | 8.3 | 1.900 | 1.300 | 7.8 | 4.30 | | 8.2 | 0.18 | |
| 11/16/07 | | 8,386,583 | 8,671 | 21,587 | | | | | | | | | |
| | 12/01/07 | 8,394,162 | | | | | | | | | | | |
| 12/03/07 | | 8,395,372 | 8,789 | | | | | | | | | | |
| 12/04/07 | | 8,395,372 | 0 | | 8.6 | 3.100 | 2.500 | 8.4 | 4.60 | | 8.6 | 0.16 | |
| 12/12/07 | | 8,399,522 | 4,150 | December | | | | | | | | | |
| 12/21/07 | | 8,402,508 | 2,986 | 25,977 | | | | | | | | | |
| | 01/01/08 | 8,420,139 | | | | | | | | | | | |
| 01/01/08 | | 8,420,868 | 18,360 | | | | | | | | | | |
| 01/02/08 | | 8,420,868 | 0 | | 8.7 | 1.300 | 1.200 | 8.4 | 4.50 | | 8.7 | 0.62 | |
| 01/02/08 | | 8,421,628 | 760 | | | | | | | | | | |
| 01/10/08 | | 8,459,333 | 37,705 | | | | | | | | | | |
| 01/15/08 | | 8,479,244 | 19,911 | January | | | | | | | | | |
| 01/25/08 | | 8,497,063 | 17,819 | 84,612 | | | | | | | | | |
| | 02/01/08 | 8,504,750 | | | | | | | | | | | |
| 02/01/08 | | 8,505,562 | 8,499 | | | | | | | | | | |
| 02/03/08 | | 8,507,408 | 1,846 | February | | | | | | | | | |
| 02/04/08 | | 8,507,408 | 0 | 22,861 | 8.9 | 1.700 | 1.600 | 8.7 | 2.60 | | 8.8 | 0.70 | |
| | 03/01/08 | 8,527,611 | | | | | | | | | | | |
| 03/02/08 | | 8,528,931 | 21,523 | March | 9.0 | 2.9 | 2.500 | 8.7 | 3.60 | | 8.8 | 2.50 | |
| 03/31/08 | | 8,653,211 | 124,280 | 128,713 | | | | | | | | | |
| | 04/01/08 | 8,656,324 | | | | | | | | | | | |
| 04/01/08 | | 8,657,629 | 4,418 | | 9.0 | 1.6 | 1.530 | 8.7 | 1.60 | | 8.9 | 1.45 | |
| 04/01/08 | | 8,661,298 | 3,669 | | | | | | | | | | |
| 04/04/08 | | 8,682,788 | 21,490 | | | | | | | | | | |
| 04/07/08 | | 8,697,084 | 14,296 | | | | | | | | | | |
| 04/08/08 | | 8,697,084 | 0 | | 9.1 | 0.063 | | 8.7 | 1.40 | | 8.9 | 0.54 | |
| 04/14/08 | | 8,790,128 | 93,044 | | | | | | | | | | |
| 04/15/08 | | 8,790,128 | 0 | | 9.1 | 0.36 | | 8.7 | 0.90 | | 8.8 | 0.17 | |
| 04/15/08 | | 8,797,710 | 7,582 | | | | | Installed | | Installed | | | |
| 04/16/08 | | 8,804,525 | 6,815 | | | | | 1,074 | | 2,804 | | | |
| 04/16/08 | | 8,806,972 | 2,447 | | | | | 1,589 | | 3,661 | | | |
| 04/21/08 | | 8,826,834 | 19,862 | | | | | 5,176 | | 11,176 | | | |
| 04/22/08 | | 8,826,834 | 0 | | 9.1 | 0.87 | | 5,649 | 8.8 | 0.95 | 12,292 | 8.9 | 0.55 |
| 04/28/08 | | 8,860,276 | 33,442 | April | | | | 13,291 | | 36,802 | | | |
| 04/29/08 | | 8,860,276 | 0 | 212,193 | 9.1 | 0.51 | | 14,721 | 8.8 | 0.96 | 40,534 | 9.1 | 0.43 |
| | 05/01/08 | 8,868,517 | | | | | | | | | | | |
| 05/05/08 | | 8,890,994 | 30,718 | | | | | 22,372 | | 59,203 | | | |
| 05/06/08 | | 8,890,994 | 0 | | 9.1 | 0.95 | 0.679 | 22,844 | 8.7 | 1.14 | 60,259 | 8.8 | 0.62 |
| 05/12/08 | | 8,907,573 | 16,579 | | | | | 28,018 | | 70,853 | | | |
| 05/13/08 | | 8,907,573 | 0 | | 9.2 | 0.69 | | 28,487 | 8.8 | 1.00 | 71,555 | 9.0 | 0.34 |
| 05/19/08 | | 8,920,045 | 12,472 | | | | | 32,756 | | 79,328 | | | |
| 05/20/08 | | 8,920,045 | 0 | | 9.1 | 0.74 | | 33,225 | 8.8 | 0.96 | 80,376 | 8.9 | 0.27 |

TABLE 1
Influent - Effluent Compliance Summary

N.W. Mauthe Superfund Site
Appleton, Wisconsin
Terracon Project No. 58117057

| Date Actual | OUTFALL 001 | | | | | | Manhole #1 | | | Manhole #2 | | | |
|-------------|-------------------------------|-------------------------------------|--|-----------------------------|-----|--|--|-------------------------------------|-----|--|-------------------------------------|-----|--|
| | Date For Linear Interpolation | Metered Discharge Reading (gallons) | Gallons Discharged Between Meter Reading | Monthly Discharge (gallons) | pH | Hexavalent Chromium Lab Analysis (mg/L) [Local Limit 4.5 mg/L] | Total Chromium Lab Analysis ¹ (mg/L) [Local Limit 7.0 mg/L] | Flow Totalizer #1 Reading (gallons) | pH | Hexavalent Chromium Hach Test Kit (mg/L) | Flow Totalizer #2 Reading (gallons) | pH | Hexavalent Chromium Hach Test Kit (mg/L) |
| 05/26/08 | | 8,929,582 | 9,537 | May | | | | 36,557 | | | 85,277 | | |
| 05/27/08 | | 8,929,582 | 0 | 66,866 | 9.0 | 0.60 | | 37,025 | 8.9 | 1.04 | 85,979 | 8.9 | 0.16 |
| | 06/01/08 | 8,935,384 | | | | | | | | | | | |
| 06/02/08 | | 8,936,965 | 7,383 | | | | | 39,411 | | | 90,202 | | |
| 06/03/08 | | 8,936,965 | 0 | | 9.3 | 0.90 | 0.824 | 39,876 | 9.0 | 1.06 | 90,901 | 9.0 | 0.54 |
| 06/09/08 | | 8,951,078 | 14,113 | | | | | 43,187 | | | 101,102 | | |
| 06/10/08 | | 8,951,078 | 0 | | 9.2 | 0.85 | | 44,118 | 9.0 | 1.53 | 106,505 | 9.0 | 0.38 |
| 06/11/08 | | 8,960,258 | 9,180 | | | | | 45,176 | | | 112,396 | | |
| 06/16/08 | | 8,999,813 | 39,555 | | | | | 52,865 | | | 140,673 | | |
| 06/16/08 | | 8,999,813 | 0 | | | | | 52,865 | | | 141,398 | | |
| 06/17/08 | | 8,999,813 | 0 | | 9.2 | 1.4 | | 53,808 | 9.1 | 3.40 | 143,560 | 9.1 | 0.33 |
| 06/18/08 | | 9,007,718 | 7,905 | | | | | 54,790 | | | 146,825 | | |
| 06/23/08 | | 9,016,923 | 9,205 | | | | | 57,605 | | | 153,557 | | |
| 06/24/08 | | 9,016,923 | 0 | | 9.3 | 0.20 | | 58,074 | 9.1 | 2.50 | 154,613 | 9.0 | 0.14 |
| 06/30/08 | | 9,026,850 | 9,927 | June | | | | 61,392 | | | 160,227 | | |
| 06/30/08 | | 9,026,850 | 0 | 91,466 | | | | 61,392 | | | 160,573 | | |
| | 07/01/08 | 9,026,850 | | | | | | | | | | | |
| 07/01/08 | | 9,026,850 | 0 | | 9.3 | 1.4 | 1.290 | 61,861 | 9.0 | 2.45 | 161,266 | 9.1 | 0.58 |
| 07/07/08 | | 9,035,952 | 9,102 | | | | | 64,701 | | | 166,481 | | |
| 07/08/08 | | 9,035,952 | 0 | | 9.4 | 1.2 | | 65,168 | 9.1 | 1.90 | 167,518 | 9.2 | 1.05 |
| 07/10/08 | | 9,041,071 | 5,119 | | | | | 66,138 | | | 170,315 | | |
| 07/14/08 | | 9,054,932 | 13,861 | | | | | 68,973 | | | 182,057 | | |
| 07/15/08 | | 9,054,932 | 0 | | 9.4 | 0.82 | | 69,444 | 9.0 | 1.80 | 184,517 | 9.2 | 0.54 |
| 07/21/08 | | 9,083,663 | 28,731 | | | | | 74,198 | | | 206,929 | | |
| 07/22/08 | | 9,083,663 | 0 | | 9.4 | 0.74 | | 75,898 | 9.2 | 2.52 | 211,453 | 9.2 | 0.31 |
| 07/25/08 | | 9,114,297 | 30,634 | | | | | 81,242 | | | 230,374 | | |
| 07/28/08 | | 9,121,075 | 6,778 | | | | | 83,136 | | | 235,668 | | |
| 07/29/08 | | 9,121,075 | 0 | | 7.4 | 0.70 | | 83,609 | 7.2 | 3.30 | 237,073 | 7.2 | 0.30 |
| 07/29/08 | | 9,123,409 | 2,334 | July | | | | 83,646 | | | 237,455 | | |
| | 08/01/08 | 9,127,730 | | 100,880 | | | | | | | | | |
| 08/04/08 | | 9,137,140 | 13,731 | | | | | 87,426 | | | 248,221 | | |
| 08/05/08 | | 9,137,140 | 0 | | 7.6 | 1.30 | 1.260 | 87,426 | 7.2 | 2.72 | 250,342 | 7.2 | 0.41 |
| 08/05/08 | | 9,141,581 | 4,441 | | | | | 87,938 | | | 252,120 | | |
| 08/09/08 | | 9,151,886 | 10,305 | | | | | 90,785 | | | 260,213 | | |
| 08/11/08 | | 9,154,723 | 2,837 | | | | | 91,732 | | | 262,298 | | |
| 08/12/08 | | 9,154,723 | 0 | | 7.5 | 1.2 | | 92,206 | 7.2 | 2.45 | 263,337 | 7.3 | 0.25 |
| 08/13/08 | | 9,157,388 | 2,665 | | | | | 92,710 | | | 264,058 | | |
| 08/18/08 | | 9,162,704 | 5,316 | | | | | 94,604 | | | 267,897 | | |
| 08/19/08 | | 9,162,704 | 0 | | 7.5 | 0.98 | | 95,077 | 7.2 | 2.08 | 268,595 | 7.2 | 0.20 |
| 08/19/08 | | 9,163,932 | 1,228 | | | | | 95,106 | | | 268,623 | | |
| 08/21/08 | | 9,166,109 | 2,177 | | | | | 96,049 | | | 270,020 | | |
| 08/24/08 | | 9,168,274 | 2,165 | | | | | 96,993 | | | 271,417 | | |
| 08/26/08 | | 9,168,274 | 0 | August | 7.5 | 1.1 | | 97,465 | 7.1 | 2.25 | 272,112 | 7.1 | 0.22 |
| | 09/01/08 | 9,173,323 | | 45,593 | | | | | | | | | |
| 09/01/08 | | 9,173,586 | 5,312 | | | | | 99,390 | | | 274,587 | | |
| 09/02/08 | | 9,173,586 | 0 | | 7.6 | 1.4 | 1.290 | 99,863 | 7.3 | 2.50 | 274,936 | 7.3 | 0.21 |
| 09/02/08 | | 9,174,445 | 859 | | | | | 99,894 | | | 274,962 | | |
| 09/06/08 | | 9,176,960 | 2,515 | | | | | 100,837 | | | 276,718 | | |
| 09/08/08 | | 9,176,960 | 0 | | 7.5 | 1.3 | | 101,310 | 7.2 | 2.25 | 277,071 | 7.3 | 0.16 |
| 09/15/08 | | 9,182,218 | 5,258 | | | | | 103,257 | | | 279,911 | | |
| 09/16/08 | | 9,182,218 | 0 | | 7.6 | 1.3 | | 103,731 | 7.3 | 2.60 | 280,611 | 7.6 | 0.37 |
| 09/18/08 | | 9,185,245 | 3,027 | | | | | 104,715 | | | 281,689 | | |
| 09/22/08 | | 9,187,538 | 2,293 | | | | | 105,663 | | | 283,095 | | |
| 09/23/08 | | 9,187,538 | 0 | | 7.5 | 1.6 | | 106,137 | 7.3 | 3.05 | 283,475 | 7.5 | 0.17 |
| 09/28/08 | | 9,191,553 | 4,015 | | | | | 107,560 | | | 285,589 | | |

TABLE 1
Influent - Effluent Compliance Summary

N.W. Mauthe Superfund Site
Appleton, Wisconsin
Terracon Project No. 58117057

| Date Actual | OUTFALL 001 | | | | | | | Manhole #1 | | | Manhole #2 | | |
|-------------|-------------------------------|-------------------------------------|--|-----------------------------|-----|--|--|-------------------------------------|-----|--|-------------------------------------|-----|--|
| | Date For Linear Interpolation | Metered Discharge Reading (gallons) | Gallons Discharged Between Meter Reading | Monthly Discharge (gallons) | pH | Hexavalent Chromium Lab Analysis (mg/L) [Local Limit 4.5 mg/L] | Total Chromium Lab Analysis ¹ (mg/L) [Local Limit 7.0 mg/L] | Flow Totalizer #1 Reading (gallons) | pH | Hexavalent Chromium Hach Test Kit (mg/L) | Flow Totalizer #2 Reading (gallons) | pH | Hexavalent Chromium Hach Test Kit (mg/L) |
| 09/30/08 | | 9,191,553 | 0 | September | 7.6 | 1.8 | | 108,035 | 7.4 | 3.70 | 285,942 | 7.4 | 0.18 |
| | 10/01/08 | 9,192,867 | | 19,545 | | | | | | | | | |
| 10/05/08 | | 9,195,280 | 3,727 | | | | | 109,500 | | | 287,383 | | |
| 10/07/08 | | 9,195,280 | 0 | | 7.7 | 2.2 | 2.000 | 109,975 | 7.4 | 4.38 | 288,093 | 7.8 | 0.12 |
| 10/07/08 | | 9,196,521 | 1,241 | | | | | 110,012 | | | 288,124 | | |
| 10/10/08 | | 9,200,017 | 3,496 | | | | | 110,965 | | | 290,943 | | |
| 10/12/08 | | 9,200,017 | 0 | | | | | 111,919 | | | 291,644 | | |
| 10/14/08 | | 9,200,017 | 0 | | 7.8 | 1.9 | | 112,396 | 7.5 | 3.48 | 292,698 | 7.8 | 0.27 |
| 10/16/08 | | 9,204,404 | 4,387 | | | | | 112,906 | | | 293,436 | | |
| 10/18/08 | | 9,206,201 | 1,797 | | | | | 113,861 | | | 294,504 | | |
| 10/21/08 | | 9,206,201 | 0 | | 7.8 | | | 114,337 | 7.5 | 4.02 | 295,563 | 7.9 | 0.28 |
| 10/22/08 | | 9,208,980 | 2,779 | | | | | 114,848 | | | 296,250 | | |
| 10/26/08 | | 9,211,601 | 2,621 | | | | | 116,279 | | | 297,676 | | |
| 10/28/08 | | 9,211,601 | 0 | October | 7.9 | 2.0 | | 116,756 | 7.7 | 3.96 | 298,743 | 8.2 | 0.26 |
| | 11/01/08 | 9,214,938 | | 22,071 | | | | | | | | | |
| 11/01/08 | | 9,215,379 | 3,778 | | | | | 117,743 | | | 300,201 | | |
| 11/04/08 | | 9,215,379 | 0 | | 8.0 | 2.1 | 1.880 | 118,698 | 7.7 | 4.32 | 301,273 | 8.1 | 0.20 |
| 11/04/08 | | 9,217,467 | 2,088 | | | | | 118,732 | | | 301,305 | | |
| 11/07/08 | | 9,219,330 | 1,863 | | | | | 119,685 | | | 302,376 | | |
| 11/10/08 | | 9,220,422 | 1,092 | | | | | 120,162 | | | 303,090 | | |
| 11/20/08 | | 9,229,031 | 8,609 | | | | | 123,506 | | | 309,112 | | |
| 11/24/08 | | 9,231,935 | 2,904 | | | | | 124,939 | | | 310,833 | | |
| 11/24/08 | | 9,232,260 | 325 | | | | | 124,939 | | | 311,189 | | |
| 11/26/08 | | 9,233,464 | 1,204 | | | | | 125,702 | | | 311,660 | | |
| 11/28/08 | | 9,234,926 | 1,462 | November | | | | 126,192 | | | 312,744 | | |
| | 12/01/08 | 9,234,926 | | 19,988 | | | | | | | | | |
| 12/02/08 | | 9,234,926 | 0 | | 8.2 | 2.3 | 2.190 | 127,656 | 7.8 | 3.57 | 314,118 | 8.3 | 0.18 |
| 12/12/08 | | 9,242,670 | 7,744 | | | | | 130,122 | | | 316,912 | | |
| 12/17/08 | | 9,247,587 | 4,917 | December | | | | 131,563 | | | 320,808 | | |
| | 01/01/09 | 9,266,230 | | 31,304 | | | | | | | | | |
| 01/02/09 | | 9,268,140 | 20,553 | | | | | 136,435 | | | 338,229 | | |
| 01/06/09 | | 9,268,140 | 0 | | 7.8 | 2.5 | 2.430 | 137,894 | 7.7 | 4.48 | 341,351 | 7.8 | 1.05 |
| 01/12/09 | | 9,277,419 | 9,279 | January | | | | 139,384 | | | 344,897 | | |
| | 02/01/09 | 9,287,182 | | 20,952 | | | | | | | | | |
| 02/01/09 | | 9,287,326 | 9,907 | | | | | 143,256 | | | 351,798 | | |
| 02/03/09 | | 9,287,326 | 0 | | 7.8 | 3.3 | 2.900 | 143,738 | 7.9 | 4.69 | 352,143 | 8.2 | 0.34 |
| 02/05/09 | | 9,288,848 | 1,522 | February | | | | 143,772 | | | 352,912 | | |
| | 03/01/09 | 9,334,332 | | 47,151 | | | | | | | | | |
| 03/01/09 | | 9,335,249 | 46,401 | | | | | 153,077 | | | 393,568 | | |
| 03/03/09 | | 9,335,249 | 0 | | 7.6 | 2.4 | 1.970 | 153,561 | 7.9 | 4.24 | 394,973 | 8.2 | 0.87 |
| 03/11/09 | | 9,355,734 | 20,485 | | | | | 156,519 | | | 412,282 | | |
| 03/30/09 | | 9,463,572 | 107,838 | | | | | 182,357 | | | 500,471 | | |
| 03/31/09 | | 9,463,572 | 0 | March | | | | 183,323 | | | 501,935 | | |
| | 04/01/09 | 9,467,680 | | 133,348 | | | | | | | | | |
| 04/01/09 | | 9,469,538 | 5,966 | | | | | 184,290 | | | 504,856 | | |
| 04/03/09 | | 9,478,305 | 8,767 | | | | | 187,194 | | | 511,375 | | |
| 04/06/09 | | 9,485,542 | 7,237 | | | | | 189,607 | | | 516,807 | | |
| 04/07/09 | | 9,485,542 | 0 | | 7.7 | 0.84 | 0.730 | 190,569 | 7.9 | 1.14 | 518,251 | 8.1 | 0.52 |
| 04/13/09 | | 9,498,358 | 12,816 | | | | | 194,432 | | | 525,799 | | |
| 04/14/09 | | 9,498,358 | 0 | | 7.7 | 0.59 | | 194,908 | 8.0 | 1.20 | 525,799 | 8.2 | 0.27 |
| 04/20/09 | | 9,507,740 | 9,382 | | | | | 198,262 | | | 532,295 | | |
| 04/21/09 | | 9,507,740 | 0 | | 7.8 | 1.0 | | 198,262 | 8.0 | 0.96 | 533,364 | 8.3 | 1.74 |
| 04/27/09 | | 9,545,303 | 37,563 | | | | | 208,646 | | | 561,846 | | |
| 04/28/09 | | 9,545,303 | 0 | | 8.0 | 1.2 | | 210,663 | 7.7 | 1.89 | 566,157 | 7.5 | 0.28 |

TABLE 1
Influent - Effluent Compliance Summary

N.W. Mauthe Superfund Site
Appleton, Wisconsin
Terracon Project No. 58117057

| Date Actual | OUTFALL 001 | | | | | | Manhole #1 | | | Manhole #2 | | | |
|-------------|-------------------------------|-------------------------------------|--|-----------------------------|-----|--|--|-------------------------------------|-----|--|-------------------------------------|-----|--|
| | Date For Linear Interpolation | Metered Discharge Reading (gallons) | Gallons Discharged Between Meter Reading | Monthly Discharge (gallons) | pH | Hexavalent Chromium Lab Analysis (mg/L) [Local Limit 4.5 mg/L] | Total Chromium Lab Analysis ¹ (mg/L) [Local Limit 7.0 mg/L] | Flow Totalizer #1 Reading (gallons) | pH | Hexavalent Chromium Hach Test Kit (mg/L) | Flow Totalizer #2 Reading (gallons) | pH | Hexavalent Chromium Hach Test Kit (mg/L) |
| | 05/01/09 | 9,568,209 | | April | | | | | | | | | |
| 05/01/09 | | 9,574,025 | 28,722 | 100,528 | | | | 217,567 | | | 582,471 | | |
| 05/04/09 | | 9,582,624 | 8,599 | | | | | 220,929 | | | 588,270 | | |
| 05/05/09 | | 9,582,624 | 0 | | 7.6 | 0.76 | 0.724 | 221,884 | 8.0 | 1.29 | 589,714 | 8.0 | 0.33 |
| 05/11/09 | | 9,599,171 | 16,547 | | | | | 227,170 | | | 599,566 | | |
| 05/12/09 | | 9,599,171 | 0 | | 8.0 | 0.89 | | 228,124 | 7.6 | 0.84 | 600,996 | 7.9 | 0.24 |
| 05/18/09 | | 9,613,720 | 14,549 | | | | | 232,921 | | | 609,305 | | |
| 05/19/09 | | 9,613,720 | 0 | | 7.4 | 0.79 | | 233,874 | 7.0 | 0.84 | 610,378 | 7.2 | 0.38 |
| 05/19/09 | | 9,615,798 | 2,078 | | | | | 233,908 | | | 610,421 | | |
| 05/19/09 | | 9,616,122 | 324 | | | | | 233,908 | | | 610,775 | | |
| 05/25/09 | | 9,624,219 | 8,097 | | | | | 237,697 | | | 615,786 | | |
| 05/26/09 | | 9,624,219 | 0 | | 7.3 | 0.58 | | 238,168 | 7.1 | 1.08 | 616,149 | 7.0 | 0.16 |
| | 06/01/09 | 9,650,519 | | May | | | | | | | | | |
| 06/01/09 | | 9,652,323 | 28,104 | 82,310 | | | | 245,914 | | | 637,378 | | |
| 06/02/09 | | 9,652,323 | 0 | | 7.3 | 0.23 | 0.648 | 246,871 | 6.9 | 1.05 | 638,835 | 7.2 | 0.26 |
| 06/03/09 | | 9,658,104 | 5,781 | | | | | 248,350 | | | 641,072 | | |
| 06/15/09 | | 9,701,735 | 43,631 | | | | | 261,249 | | | 674,466 | | |
| | 07/01/09 | 9,727,520 | | June | | | | | | | | | |
| 07/01/09 | | 9,727,975 | 26,240 | 77,001 | | | | 272,082 | | | 691,914 | | |
| 07/05/09 | | 9,732,032 | 4,057 | | | | | 273,967 | | | 694,431 | | |
| 07/07/09 | | 9,732,032 | 0 | | 7.4 | 0.96 | 0.878 | 274,443 | 7.1 | 2.20 | 695,508 | 7.1 | 0.20 |
| 07/20/09 | | 9,742,289 | 10,257 | | | | | 278,743 | | | 700,527 | | |
| | 08/01/09 | 9,748,231 | | July | | | | | | | | | |
| 08/03/09 | | 9,749,397 | 7,108 | 20,712 | | | | 282,543 | | | 704,414 | | |
| 08/04/09 | | 9,749,397 | 0 | | 7.5 | 1.9 | 1.680 | 283,019 | 7.1 | 2.80 | 704,768 | 7.3 | 0.14 |
| 08/08/09 | | 9,752,139 | 2,742 | | | | | 284,005 | | | 706,115 | | |
| 08/08/09 | | 9,753,763 | 1,624 | | | | | 284,480 | | | 707,282 | | |
| 08/09/09 | | 9,757,508 | 3,745 | | | | | 284,962 | | | 710,677 | | |
| 08/10/09 | | 9,761,572 | 4,064 | | | | | 285,930 | | | 714,131 | | |
| 08/10/09 | | 9,762,328 | 756 | | | | | 286,411 | | | 714,491 | | |
| 08/12/09 | | 9,765,851 | 3,523 | | | | | 287,368 | | | 717,355 | | |
| 08/13/09 | | 9,767,253 | 1,402 | | | | | 287,846 | | | 718,430 | | |
| 08/17/09 | | 9,771,256 | 4,003 | | | | | 289,758 | | | 720,916 | | |
| 08/30/09 | | 9,785,737 | 14,481 | | | | | 295,976 | | | 730,538 | | |
| | 09/01/09 | 9,787,043 | | August | | | | | | | | | |
| 09/01/09 | | 9,787,352 | 1,615 | 38,811 | 7.6 | 1.6 | 1.320 | 296,492 | 7.1 | 2.85 | 731,650 | 7.4 | 0.53 |
| 09/10/09 | | 9,794,060 | 6,708 | | | | | 299,850 | | | 735,572 | | |
| 09/21/09 | | 9,800,194 | 6,134 | | | | | 303,204 | | | 738,803 | | |
| 09/22/09 | | 9,800,194 | 0 | | | | | 303,684 | | | 739,163 | | |
| | 10/01/09 | 9,806,949 | | September | | | | | | | | | |
| 10/01/09 | | 9,807,491 | 7,297 | 19,906 | | | | 306,569 | | | 743,395 | | |
| 10/05/09 | | 9,811,856 | 4,365 | | | | | 308,500 | | | 746,224 | | |
| 10/06/09 | | 9,811,856 | 0 | | 6.9 | 1.8 | 1.700 | 308,983 | 6.8 | 2.48 | 746,576 | 7.1 | 0.55 |
| 10/15/09 | | 9,827,819 | 15,963 | | | | | 314,838 | | | 757,329 | | |
| 10/18/09 | | 9,830,464 | 2,645 | | | | | 316,288 | | | 758,757 | | |
| | 11/01/09 | 9,871,202 | | October | | | | | | | | | |
| 11/02/09 | | 9,875,106 | 44,642 | 64,253 | | | | 329,981 | | | 793,417 | | |
| 11/03/09 | | 9,875,106 | 0 | | 7.4 | 1.2 | 1.150 | 330,961 | 7.0 | 2.60 | 795,595 | 7.2 | 0.46 |
| 11/04/09 | | 9,880,551 | 5,445 | | | | | 331,974 | | | 797,084 | | |
| 11/05/09 | | 9,882,809 | 2,258 | | | | | 332,950 | | | 798,526 | | |
| 11/11/09 | | 9,891,712 | 8,903 | | | | | 337,309 | | | 803,889 | | |
| 11/12/09 | | 9,893,927 | 2,215 | | | | | 338,274 | | | 805,324 | | |
| 11/16/09 | | 9,896,880 | 2,953 | | | | | 339,720 | | | 807,132 | | |
| 11/17/09 | | 9,897,695 | 815 | | | | | 340,200 | | | 807,495 | | |
| 11/20/09 | | 9,899,892 | 2,197 | | | | | 341,164 | | | 808,946 | | |
| 11/30/09 | | 9,914,595 | 14,703 | | | | | 346,476 | | | 819,664 | | |

TABLE 1
Influent - Effluent Compliance Summary

N.W. Mauthe Superfund Site
Appleton, Wisconsin
Terracon Project No. 58117057

| Date Actual | OUTFALL 001 | | | | | | | Manhole #1 | | | Manhole #2 | | |
|-------------|-------------------------------|-------------------------------------|--|-----------------------------|-----|--|--|-------------------------------------|-----|--|-------------------------------------|-----|--|
| | Date For Linear Interpolation | Metered Discharge Reading (gallons) | Gallons Discharged Between Meter Reading | Monthly Discharge (gallons) | pH | Hexavalent Chromium Lab Analysis (mg/L) [Local Limit 4.5 mg/L] | Total Chromium Lab Analysis ¹ (mg/L) [Local Limit 7.0 mg/L] | Flow Totalizer #1 Reading (gallons) | pH | Hexavalent Chromium Hach Test Kit (mg/L) | Flow Totalizer #2 Reading (gallons) | pH | Hexavalent Chromium Hach Test Kit (mg/L) |
| | 12/01/09 | 9,914,595 | | November | | | | | | | | | |
| 12/01/09 | | 9,914,595 | 0 | 43,393 | 7.6 | 1.7 | 1,500 | 347,446 | 7.3 | 2.25 | 820,740 | 7.8 | 0.67 |
| 12/15/09 | | 9,931,024 | 16,429 | | | | | 354,237 | | | 829,781 | | |
| 12/18/09 | | 9,933,254 | 2,230 | | | | | 355,200 | | | 831,213 | | |
| | 01/01/10 | 9,956,004 | | December | | | | | | | | | |
| 01/03/10 | | 9,960,070 | 26,816 | 41,409 | | | | 362,443 | | | 853,235 | | |
| 01/05/10 | | 9,960,070 | 0 | | 6.9 | 2.3 | 2,220 | 362,924 | 7.2 | 5.36 | 855,045 | 7.2 | 0.68 |
| 01/14/10 | | 9,969,979 | 9,909 | | | | | 365,847 | | | 860,488 | | |
| 01/18/10 | | 9,972,503 | 2,524 | | | | | 366,807 | | | 862,304 | | |
| 01/31/10 | | 9,991,034 | 18,531 | | | | | 370,664 | | | 878,832 | | |
| | 02/01/10 | 9,991,034 | | January | | | | | | | | | |
| 02/02/10 | | 9,991,034 | 0 | 35,030 | 7.4 | 1.6 | 1,460 | 371,145 | 7.2 | 4.05 | 880,637 | 7.2 | 0.46 |
| 02/03/10 | | 9,994,392 | 3,358 | | | | | 371,664 | | | 881,364 | | |
| 02/16/10 | | 10,002,996 | 8,604 | | | | | 374,543 | | | 887,937 | | |
| 02/28/10 | | 10,009,542 | 6,546 | | | | | 376,928 | | | 892,655 | | |
| | 03/01/10 | 10,009,542 | | February | | | | | | | | | |
| 03/02/10 | | 10,009,542 | 0 | 18,508 | 7.6 | 1.6 | 1,340 | 376,928 | 7.4 | 2.70 | 893,732 | 7.4 | 1.41 |
| 03/06/10 | | 10,015,341 | 5,799 | | | | | 377,919 | | | 898,085 | | |
| 03/13/10 | | 10,048,616 | 33,275 | | | | | 383,764 | | | 927,938 | | |
| 03/17/10 | | 10,065,891 | 17,275 | | | | | 388,140 | | | 942,069 | | |
| 03/23/10 | | 10,077,601 | 11,710 | | | | | 392,478 | | | 950,481 | | |
| 03/31/10 | | 10,088,487 | 10,886 | | | | | 396,786 | | | 958,091 | | |
| | 04/01/10 | 10,088,725 | | March | | | | | | | | | |
| 04/01/10 | | 10,088,817 | 330 | 79,183 | | | | 396,786 | | | 958,456 | | |
| 04/04/10 | | 10,092,465 | 3,648 | | | | | 398,207 | | | 961,014 | | |
| 04/06/10 | | 10,092,465 | 0 | | 7.4 | 1.3 | 1,180 | 399,166 | 7.2 | 2.00 | 962,110 | 7.2 | 0.20 |
| 04/19/10 | | 10,151,166 | 58,701 | | | | | 416,846 | | | 1,005,028 | | |
| | 05/01/10 | 10,189,439 | | April | | | | | | | | | |
| 05/03/10 | | 10,196,869 | 45,703 | 100,715 | | | | 432,284 | | | 1,038,553 | | |
| 05/04/10 | | 10,196,869 | 0 | | 7.3 | 0.98 | 0,902 | 433,730 | 7.1 | 1.12 | 1,040,370 | 7.2 | 0.37 |
| 05/17/10 | | 10,258,463 | 61,594 | | | | | 453,256 | | | 1,083,344 | | |
| 06/01/10 | | 10,294,510 | 36,047 | | | | | 466,168 | | | 1,109,480 | | |
| | 06/01/10 | 10,294,510 | | May | | | | | | | | | |
| 06/01/10 | | 10,294,510 | 0 | 105,071 | 7.6 | 0.85 | 0,762 | 467,117 | 7.2 | 1.44 | 1,110,569 | 7.3 | 0.28 |
| 06/21/10 | | 10,372,589 | 78,079 | | | | | 488,138 | | | 1,171,628 | | |
| 06/30/10 | | 10,400,340 | 27,751 | | | | | 495,720 | | | 1,193,925 | | |
| 06/30/10 | | 10,400,889 | 549 | | | | | 496,193 | | | 1,194,286 | | |
| | 07/01/10 | 10,401,954 | | June | | | | | | | | | |
| 07/01/10 | | 10,402,536 | 1,647 | 107,444 | | | | 496,664 | | | 1,195,375 | | |
| 07/05/10 | | 10,409,431 | 6,895 | | | | | 499,493 | | | 1,200,058 | | |
| 07/06/10 | | 10,409,431 | 0 | | 7.3 | 1.1 | 0,988 | 499,963 | 7.3 | 1.92 | 1,200,783 | 7.5 | 0.41 |
| 07/12/10 | | 10,426,614 | 17,183 | | | | | 504,247 | | | 1,213,873 | | |
| 07/21/10 | | 10,506,902 | 80,288 | | | | | 525,545 | | | 1,275,358 | | |
| 07/22/10 | | 10,515,567 | 8,665 | | | | | 527,488 | | | 1,282,668 | | |
| 07/23/10 | | 10,532,459 | 16,892 | | | | | 531,679 | | | 1,283,332 | | |
| | 08/01/10 | 10,586,662 | | July | | | | | | | | | |
| 08/02/10 | | 10,594,781 | 62,322 | 184,709 | | | | 549,129 | | | 1,283,332 | | |
| 08/03/10 | | 10,594,781 | 0 | | 7.8 | 0.54 | 0,515 | 549,601 | 7.4 | 1.20 | 1,283,332 | 7.5 | 0.20 |
| 08/04/10 | | 10,599,046 | 4,265 | | | | | 550,588 | | | 1,283,332 | | |
| 08/04/10 | | 10,599,046 | 0 | | | | | 550,588 | | | 1,283,358 | | |
| 08/04/10 | | 10,599,046 | 0 | | | | | 550,588 | | | 1,283,358 | | |
| 08/05/10 | | 10,600,937 | 1,891 | | | | | 551,531 | | | 1,284,413 | | |
| 08/06/10 | | 10,602,372 | 1,435 | | | | | 552,002 | | | 1,285,481 | | |
| 08/07/10 | | 10,604,242 | 1,870 | | | | | 552,943 | | | 1,286,560 | | |
| 08/12/10 | | 10,621,705 | 17,463 | | | | | 558,442 | | | 1,299,650 | | |
| 08/18/10 | | 10,644,322 | 22,617 | | | | | 565,095 | | | 1,317,296 | | |

TABLE 1
Influent - Effluent Compliance Summary

N.W. Mauthe Superfund Site
Appleton, Wisconsin
Terracon Project No. 58117057

| Date Actual | OUTFALL 001 | | | | | | Manhole #1 | | | Manhole #2 | | | |
|-------------|-------------------------------|-------------------------------------|--|-----------------------------|-----|--|--|-------------------------------------|-----|--|-------------------------------------|-----|--|
| | Date For Linear Interpolation | Metered Discharge Reading (gallons) | Gallons Discharged Between Meter Reading | Monthly Discharge (gallons) | pH | Hexavalent Chromium Lab Analysis (mg/L) [Local Limit 4.5 mg/L] | Total Chromium Lab Analysis ¹ (mg/L) [Local Limit 7.0 mg/L] | Flow Totalizer #1 Reading (gallons) | pH | Hexavalent Chromium Hach Test Kit (mg/L) | Flow Totalizer #2 Reading (gallons) | pH | Hexavalent Chromium Hach Test Kit (mg/L) |
| | 09/01/10 | 10,664,511 | | August | | | | | | | | | |
| 09/06/10 | | 10,672,363 | 28,041 | 77,849 | | | | 575,879 | | | 1,336,978 | | |
| 09/07/10 | | 10,672,363 | 0 | | 7.7 | 0.64 | 0.588 | 575,879 | 7.2 | 1.28 | 1,337,698 | 7.4 | 0.19 |
| 09/09/10 | | 10,675,017 | 2,654 | | | | | 576,846 | | | 1,338,823 | | |
| 09/09/10 | | 10,675,348 | 331 | | | | | 576,846 | | | 1,339,184 | | |
| 09/15/10 | | 10,681,923 | 6,575 | | | | | 579,656 | | | 1,343,454 | | |
| 09/20/10 | | 10,688,747 | 6,824 | | | | | 582,004 | | | 1,348,431 | | |
| 09/28/10 | | 10,712,898 | 24,151 | | | | | 588,142 | | | 1,368,075 | | |
| 09/28/10 | | 10,713,225 | 327 | | | | | 588,142 | | | 1,368,432 | | |
| | 10/01/10 | 10,717,803 | | September | | | | | | | | | |
| 10/01/10 | | 10,718,374 | 5,149 | 53,291 | | | | 590,497 | | | 1,371,651 | | |
| 10/03/10 | | 10,721,339 | 2,965 | | | | | 591,909 | | | 1,373,451 | | |
| 10/05/10 | | 10,721,339 | 0 | | 7.6 | 0.80 | 0.763 | 592,849 | 7.3 | 1.32 | 1,374,902 | 7.5 | 0.10 |
| 10/15/10 | | 10,733,086 | 11,747 | | | | | 597,097 | | | 1,380,767 | | |
| 10/17/10 | | 10,734,957 | 1,871 | | | | | 598,030 | | | 1,381,848 | | |
| 10/31/10 | | 10,760,102 | 25,145 | | | | | 605,549 | | | 1,401,547 | | |
| | 11/01/10 | 10,760,102 | | October | | | | | | | | | |
| 11/02/10 | | 10,760,102 | 0 | 42,299 | 7.8 | 0.65 | 0.639 | 606,486 | 7.6 | 1.44 | 1,403,369 | 7.9 | 0.20 |
| 11/11/10 | | 10,773,294 | 13,192 | | | | | 611,203 | | | 1,410,005 | | |
| 11/14/10 | | 10,775,484 | 2,190 | | | | | 612,137 | | | 1,411,471 | | |
| 11/17/10 | | 10,778,424 | 2,940 | | | | | 613,539 | | | 1,413,301 | | |
| 11/28/10 | | 10,790,717 | 12,293 | | | | | 618,231 | | | 1,422,421 | | |
| | 12/01/10 | 10,794,632 | | November | | | | | | | | | |
| 12/04/10 | | 10,800,013 | 9,296 | 34,530 | | | | 622,006 | | | 1,428,648 | | |
| 12/07/10 | | 10,800,013 | 0 | | 7.6 | 1.0 | 0.989 | 623,423 | 7.8 | 1.80 | 1,430,482 | 7.9 | 0.24 |
| 12/15/10 | | 10,811,058 | 11,045 | | | | | 627,228 | | | 1,435,313 | | |
| 12/20/10 | | 10,814,659 | 3,601 | | | | | 628,621 | | | 1,437,887 | | |
| 12/23/10 | | 10,816,825 | 2,166 | | | | | 629,558 | | | 1,439,358 | | |
| | 01/01/11 | 10,827,569 | | December | | | | | | | | | |
| 01/02/11 | | 10,829,348 | 12,523 | 32,938 | | | | 632,850 | | | 1,449,967 | | |
| 01/04/11 | | 10,829,348 | 0 | | 8.0 | 1.6 | 1.500 | 633,803 | 7.9 | 5.31 | 1,452,901 | 8.0 | 0.53 |
| 01/17/11 | | 10,845,438 | 16,090 | | | | | 638,076 | | | 1,462,175 | | |
| 01/28/11 | | 10,852,203 | 6,765 | | | | | 640,437 | | | 1,467,352 | | |
| 01/30/11 | | 10,853,317 | 1,114 | | | | | 640,910 | | | 1,468,093 | | |
| | 02/01/11 | 10,853,317 | | January | | | | | | | | | |
| 02/01/11 | | 10,853,317 | 0 | 25,748 | 7.9 | 2.1 | 2.100 | 641,382 | 7.7 | 4.90 | 1,468,834 | 7.6 | 0.18 |
| 02/02/11 | | 10,854,899 | 1,582 | | | | | 641,426 | | | 1,469,273 | | |
| 02/14/11 | | 10,859,963 | 5,064 | | | | | 643,318 | | | 1,472,988 | | |
| 02/21/11 | | 10,876,100 | 16,137 | | | | | 646,167 | | | 1,488,233 | | |
| 02/21/11 | | 10,876,705 | 605 | | | | | 646,167 | | | 1,488,978 | | |
| 02/24/11 | | 10,880,277 | 3,572 | | | | | 647,105 | | | 1,491,974 | | |
| 02/27/11 | | 10,883,601 | 3,324 | | | | | 648,128 | | | 1,494,713 | | |
| | 03/01/11 | 10,883,601 | | February | | | | | | | | | |
| 03/01/11 | | 10,883,601 | 0 | 30,284 | 7.8 | 1.8 | 1.530 | 648,594 | 7.7 | 4.95 | 1,496,572 | 7.8 | 0.52 |
| 03/21/11 | | 10,957,602 | 74,001 | | | | | 664,834 | | | 1,558,957 | | |
| | 04/01/11 | 11,023,291 | | March | | | | | | | | | |
| 04/04/11 | | 11,045,838 | 88,236 | 139,690 | | | | 687,442 | | | 1,632,177 | | |
| 04/05/11 | | 11,045,838 | 0 | | 8.0 | 0.40 | 0.380 | 688,903 | 7.8 | 1.10 | 1,637,351 | 7.7 | 0.21 |
| 04/16/11 | | 11,138,592 | 92,754 | | | | | 710,138 | | | 1,708,997 | | |
| 04/26/11 | | 11,216,566 | 77,974 | | | | | 731,830 | | | 1,771,918 | | |
| 04/29/11 | | 11,258,391 | 41,825 | | | | | 743,289 | | | 1,804,105 | | |
| 04/29/11 | | 11,262,451 | 4,060 | | | | | 744,757 | | | 1,807,043 | | |
| | 05/02/11 | 11,274,169 | | April | | | | | | | | | |
| 05/02/11 | | 11,277,586 | 15,135 | 250,878 | | | | 750,559 | | | 1,818,009 | | |
| 05/03/11 | | 11,277,586 | 0 | | 7.8 | 0.37 | 0.338 | 751,514 | 7.6 | 0.68 | 1,819,601 | 7.8 | 0.20 |
| 05/16/11 | | 11,310,055 | 32,469 | | | | | 763,336 | | | 1,841,085 | | |
| 05/17/11 | | 11,311,520 | 1,465 | | | | | 763,807 | | | 1,842,263 | | |

TABLE 1
Influent - Effluent Compliance Summary

N.W. Mauthe Superfund Site
Appleton, Wisconsin
Terracon Project No. 58117057

| Date Actual | OUTFALL 001 | | | | | | | Manhole #1 | | | Manhole #2 | | |
|-------------|-------------------------------|-------------------------------------|--|-----------------------------|-----|--|--|-------------------------------------|-----|--|-------------------------------------|-----|--|
| | Date For Linear Interpolation | Metered Discharge Reading (gallons) | Gallons Discharged Between Meter Reading | Monthly Discharge (gallons) | pH | Hexavalent Chromium Lab Analysis (mg/L) [Local Limit 4.5 mg/L] | Total Chromium Lab Analysis ¹ (mg/L) [Local Limit 7.0 mg/L] | Flow Totalizer #1 Reading (gallons) | pH | Hexavalent Chromium Hach Test Kit (mg/L) | Flow Totalizer #2 Reading (gallons) | pH | Hexavalent Chromium Hach Test Kit (mg/L) |
| | 06/01/11 | 11,344,383 | | May | | | | | | | | | |
| 06/02/11 | | 11,347,664 | 36,144 | 70,214 | | | | 778,512 | | | 1,868,238 | | |
| 06/06/11 | | 11,354,057 | 6,393 | | | | | 781,832 | | | 1,872,152 | | |
| 06/07/11 | | 11,354,057 | 0 | | 7.7 | 0.46 | 0.447 | 782,305 | 7.6 | 0.85 | 1,872,545 | 7.7 | 0.14 |
| 06/17/11 | | 11,368,867 | 14,810 | | | | | 788,961 | | | 1,881,915 | | |
| 06/20/11 | | 11,373,134 | 4,267 | | | | | 790,860 | | | 1,884,626 | | |
| | 07/01/11 | 11,419,112 | | June | | | | | | | | | |
| 07/04/11 | | 11,434,679 | 61,545 | 74,729 | | | | 811,146 | | | 1,932,424 | | |
| 07/05/11 | | 11,434,679 | 0 | | 7.9 | 0.78 | 0.752 | 811,621 | 7.6 | 1.50 | 1,933,199 | 7.5 | 0.19 |
| 07/18/11 | | 11,450,616 | 15,937 | | | | | 818,915 | | | 1,942,544 | | |
| 07/27/11 | | 11,470,412 | 19,796 | | | | | 825,753 | | | 1,958,375 | | |
| 07/28/11 | | 11,473,213 | 2,801 | | | | | 826,666 | | | 1,960,688 | | |
| | 08/01/11 | 11,483,192 | | July | | | | | | | | | |
| 08/01/11 | | 11,484,004 | 10,791 | 64,080 | | | | 830,795 | | | 1,968,801 | | |
| 08/02/11 | | 11,484,004 | 0 | | 7.9 | 0.86 | 0.800 | 831,711 | 7.5 | 1.26 | 1,970,342 | 7.5 | 0.42 |
| 08/04/11 | | 11,492,474 | 8,470 | | | | | 834,025 | | | 1,975,014 | | |
| 08/05/11 | | 11,493,370 | 896 | | | | | 834,506 | | | 1,975,820 | | |
| 08/15/11 | | 11,509,618 | 16,248 | | | | | 841,800 | | | 1,986,618 | | |
| 08/31/11 | | 11,524,004 | 14,386 | | | | | 849,495 | | | 1,994,794 | | |
| | 09/01/11 | 11,524,179 | | August | | | | | | | | | |
| 09/01/11 | | 11,524,431 | 427 | 40,987 | | | | 849,948 | | | 1,994,794 | | |
| 09/03/11 | | | | | | | | 850,953 | | | 1,997,262 | | |
| 09/05/11 | | 11,533,935 | 9,504 | | | | | 852,322 | | | 2,003,014 | | |
| 09/06/11 | | 11,533,935 | 0 | | 8.0 | 1.2 | 1.180 | 852,778 | 7.7 | 1.65 | 2,004,161 | 7.7 | 0.55 |
| 09/08/11 | | 11,538,054 | 4,119 | | | | | 854,174 | | | 2,005,726 | | |
| 09/19/11 | | 11,547,336 | 9,282 | | | | | 859,158 | | | 2,011,134 | | |
| 09/20/11 | | 11,548,416 | 1,080 | | | | | 859,611 | | | 2,011,902 | | |
| 09/28/11 | | 11,562,993 | 14,577 | | | | | 863,696 | | | 2,024,247 | | |
| | 10/01/11 | 11,568,104 | | September | | | | | | | | | |
| 10/03/11 | | 11,572,412 | 9,419 | 43,925 | | | | 867,344 | | | 2,031,123 | | |
| 10/04/11 | | 11,574,566 | 2,154 | | | | | 868,253 | | | 2,032,650 | | |
| 10/05/11 | | 11,574,566 | 0 | | | | | 868,707 | | | 2,033,029 | | |
| 10/06/11 | | 11,574,566 | 0 | | | | | 869,161 | | | 2,033,785 | | |
| 10/08/11 | | 11,579,097 | 4,531 | | | | | 870,519 | | | 2,036,082 | | |
| 10/10/11 | | 11,579,097 | 0 | | 7.5 | 1.2 | 1.090 | 870,972 | 7.4 | 2.15 | 2,036,082 | 7.5 | 0.22 |
| 10/26/11 | | 11,603,315 | 24,218 | | | | | 879,056 | | | 2,054,141 | | |
| 10/30/11 | | 11,606,358 | 3,043 | | | | | 880,416 | | | 2,055,759 | | |
| | 11/01/11 | 11,607,509 | | October | | | | | | | | | |
| 11/01/11 | | 11,608,102 | 1,744 | 39,405 | | | | 881,323 | | | 2,055,759 | | |
| 11/02/11 | | 11,608,233 | 131 | | | | | 881,362 | | | 2,055,792 | | |
| 11/03/11 | | 11,608,233 | 0 | | 8.2 | 1.3 | 1.220 | 881,378 | 8.1 | 2.46 | 2,055,818 | 8.0 | 0.03 |
| 11/05/11 | | 11,611,395 | 3,162 | | | | | 882,340 | | | 2,059,467 | | |
| 11/06/11 | | 11,614,756 | 3,361 | | | | | 883,608 | | | 2,062,594 | | |
| 11/07/11 | | 11,616,924 | 2,168 | | | | | 883,718 | | | 2,063,343 | | |
| 11/08/11 | | 11,618,636 | 1,712 | | | | | 884,345 | | | 2,065,014 | | |
| 11/12/11 | | 11,651,616 | 32,980 | | | | | 890,384 | | | 2,094,235 | | |
| 11/15/11 | | 11,662,529 | 10,913 | | | | | 894,135 | | | 2,102,462 | | |
| 11/23/11 | | 11,677,899 | 15,370 | | | | | 900,936 | | | 2,112,833 | | |
| 11/29/11 | | 11,687,640 | 9,741 | | | | | 905,028 | | | 2,119,690 | | |
| | 12/01/11 | 11,689,609 | | November | | | | | | | | | |
| 12/01/11 | | 11,687,640 | 0 | 82,100 | 7.4 | 1.7 | 1.700 | 905,938 | 7.8 | 2.65 | 2,119,690 | 8.0 | 0.72 |
| 12/06/11 | | 11,706,691 | 19,051 | | | | | 910,893 | | | 2,134,888 | | |
| 12/15/11 | | 11,724,224 | 17,533 | | | | | 918,198 | | | 2,147,141 | | |
| 12/26/11 | | 11,737,368 | 13,144 | | | | | 924,102 | | | 2,155,863 | | |
| 12/31/11 | | 11,742,107 | 4,739 | | | | | 926,371 | | | 2,158,911 | | |

TABLE 1
Influent - Effluent Compliance Summary

N.W. Mauthe Superfund Site
Appleton, Wisconsin
Terracon Project No. 58117057

| Date Actual | OUTFALL 001 | | | | | | Manhole #1 | | | Manhole #2 | | | |
|-------------|-------------------------------|-------------------------------------|--|-----------------------------|-----|--|--|-------------------------------------|-----|--|-------------------------------------|-----|--|
| | Date For Linear Interpolation | Metered Discharge Reading (gallons) | Gallons Discharged Between Meter Reading | Monthly Discharge (gallons) | pH | Hexavalent Chromium Lab Analysis (mg/L) [Local Limit 4.5 mg/L] | Total Chromium Lab Analysis ¹ (mg/L) [Local Limit 7.0 mg/L] | Flow Totalizer #1 Reading (gallons) | pH | Hexavalent Chromium Hach Test Kit (mg/L) | Flow Totalizer #2 Reading (gallons) | pH | Hexavalent Chromium Hach Test Kit (mg/L) |
| | 01/01/12 | 11,742,204 | | December | | | Pounds Cr | | | | | | |
| 01/04/12 | | 11,744,667 | 2,560 | 52,595 | | | 0.745 | 927,731 | | | 2,158,911 | | |
| 01/05/12 | | 11,744,667 | 0 | | 6.9 | 0.98 | 0.862 | 928,184 | 7.5 | 1.84 | 2,161,198 | 7.3 | 0.27 |
| 01/19/12 | | 11,754,619 | 9,952 | | | | | 932,303 | | | 2,166,977 | | |
| 01/27/12 | | 11,758,987 | 4,368 | | | | | 934,572 | | | 2,169,652 | | |
| 01/31/12 | | 11,761,124 | 2,137 | | | | Pounds Cr | 935,480 | | | 2,171,180 | | |
| | 02/01/12 | 11,761,228 | | January | | | 0.137 | | | | | | |
| 02/02/12 | | 11,761,124 | 0 | 19,024 | 7.4 | 2.1 | 1.860 | 936,191 | 7.7 | 2.50 | 2,172,687 | 7.7 | 6.1 |
| 02/07/12 | | 11,763,586 | 2,358 | | | | | 938,043 | | 2.80 | 2,176,546 | | 1.71 |
| 02/22/12 | | 11,778,355 | 14,769 | | | | | 941,736 | | | 2,183,827 | | |
| 02/24/12 | | 11,780,157 | 16,571 | | | | | 942,642 | | | 2,184,964 | | |
| 02/28/12 | | 11,782,379 | 18,793 | | | | Pounds Cr | 943,547 | | | 2,186,478 | | |
| | 03/01/12 | 11,783,379 | | February | | | 0.329 | | | | | | |
| 03/01/12 | | 11,782,379 | 0 | 21,255 | 7.1 | 2.6 | 2.560 | 944,002 | 7.3 | 3.45 | 2,186,478 | 7.6 | 2.04 |
| 03/14/12 | | 11,824,851 | 41,472 | | | | | 956,400 | | | 2,221,364 | | |
| 03/21/12 | | 11,839,925 | 15,074 | | | | | 962,783 | | | 2,231,770 | | |
| 03/25/12 | | 11,848,965 | 9,040 | | | | | 965,591 | | | 2,239,149 | | |
| | 04/01/12 | 11,865,023 | | March | | | Pounds Cr | | | | | | |
| 04/03/12 | | 11,871,806 | 22,841 | 81,644 | | | 1.740 | 973,817 | | | 2,256,557 | | |
| 04/05/12 | | 11,871,806 | 6,783 | | 7.6 | 0.83 | 0.730 | 975,189 | 7.9 | 1.28 | 2,258,866 | 7.8 | 0.48 |
| 04/18/12 | | 11,896,899 | 25,093 | | | | | 984,322 | | | 2,273,887 | | |
| 04/21/12 | | 11,906,449 | 9,550 | | | | | 986,147 | | | 2,282,902 | | |
| | 05/01/12 | 11,923,538 | | April | | | Pounds Cr | | | | | | |
| 05/02/12 | | 11,930,935 | 24,486 | 58,515 | | | 0.356 | 996,194 | | | 2,300,258 | | |
| 05/03/12 | | 11,933,848 | 2,913 | | | | | 997,107 | | | 2,302,572 | | |
| 05/09/12 | | 11,989,964 | 56,116 | | | | | 1,010,822 | | | 2,349,979 | | |
| 05/14/12 | | 12,005,061 | 15,097 | | | | | 1,016,338 | | | 2,361,277 | | |
| 05/16/12 | | 12,005,061 | 0 | | 6.5 | 0.67 | 0.581 | 1,018,169 | 7.4 | 0.63 | 2,363,951 | 7.6 | 0.15 |
| 05/20/12 | | 12,016,709 | 11,648 | | | | | 1,021,100 | | | 2,368,989 | | |
| 05/22/12 | | 12,018,570 | 1,861 | | | | | 1,022,007 | | | 2,370,141 | | |
| 05/24/12 | | 12,021,249 | 2,679 | | | | | 1,023,245 | | | 2,372,066 | | |
| 05/31/12 | | 12,028,808 | 7,559 | | | | | 1,027,317 | | | 2,378,556 | | |
| | 06/01/12 | 12,029,342 | | May | | | Pounds Cr | | | | | | |
| 06/02/12 | | 12,030,994 | 2,186 | 105,804 | | | 0.512 | 1,027,317 | | | 2,378,556 | | |
| 06/05/12 | | 12,033,617 | 2,623 | | | | | 1,028,676 | | | 2,380,101 | | |
| 06/07/12 | | 12,033,617 | 0 | | 6.8 | 0.55 | 0.507 | 1,029,581 | 7.4 | 0.99 | 2,381,259 | 7.7 | 0.17 |
| 06/19/12 | | 12,046,851 | 13,234 | | | | | 1,034,134 | | | 2,389,253 | | |
| 06/29/12 | | 12,056,747 | 9,896 | | | | | 1,038,653 | | | 2,395,689 | | |
| | 07/01/12 | 12,057,998 | | June | | | Pounds Cr | | | | | | |
| 07/03/12 | | 12,059,332 | 1,334 | 28,656 | | | 0.121 | 1,040,009 | | | 2,397,210 | | |
| 07/05/12 | | 12,059,332 | 0 | | 6.1 | 0.98 | 0.906 | 1,040,913 | 6.2 | 1.24 | 2,397,969 | 6.6 | 0.19 |
| 07/10/12 | | 12,064,003 | 4,671 | | | | | 1,042,739 | | | 2,402,552 | | |
| 07/20/12 | | 12,069,263 | 5,260 | | | | | 1,045,446 | | | 2,402,552 | | |
| | 08/01/12 | 12,078,083 | | July | | | Pounds Cr | | | | | | |
| 08/01/12 | | 12,078,359 | 9,096 | 20,085 | | | 0.152 | 1,049,510 | | | 2,408,561 | | |
| 08/02/12 | | 12,078,359 | 0 | | 6.2 | 1.20 | 1.120 | 1,049,969 | 6.2 | 1.72 | 2,408,954 | 6.0 | 0.56 |
| 08/07/12 | | 12,082,510 | 4,151 | | | | | 1,051,808 | | | 2,410,869 | | |
| 08/16/12 | | 12,098,108 | 15,598 | | | | | 1,056,800 | | | 2,423,447 | | |
| | 09/01/12 | 12,111,167 | | August | | | Pounds Cr | | | | | | |
| 09/01/12 | | 12,111,772 | 13,664 | 33,084 | | | 0.309 | 1,063,135 | | | 2,432,088 | | |
| 09/09/12 | | 12,116,611 | 4,839 | | | | | 1,065,875 | | | 2,434,745 | | |
| 09/11/12 | | 12,117,783 | 1,172 | | | 1.70 | 1.520 | 1,066,747 | 6.4 | 0.72 | 2,435,127 | 6.3 | 0.21 |
| 09/18/12 | | 12,121,226 | 3,443 | | | | | 1,068,577 | | | 2,437,061 | | |
| 09/26/12 | | 12,125,024 | 3,798 | | | | | 1,070,837 | | | 2,438,957 | | |

TABLE 1
Influent - Effluent Compliance Summary

N.W. Mauthe Superfund Site
Appleton, Wisconsin
Terracon Project No. 58117057

| Date Actual | OUTFALL 001 | | | | | | Manhole #1 | | | Manhole #2 | | | |
|-------------|-------------------------------|-------------------------------------|--|-----------------------------|-----|--|--|-------------------------------------|-----|--|-------------------------------------|-----|--|
| | Date For Linear Interpolation | Metered Discharge Reading (gallons) | Gallons Discharged Between Meter Reading | Monthly Discharge (gallons) | pH | Hexavalent Chromium Lab Analysis (mg/L) [Local Limit 4.5 mg/L] | Total Chromium Lab Analysis ¹ (mg/L) [Local Limit 7.0 mg/L] | Flow Totalizer #1 Reading (gallons) | pH | Hexavalent Chromium Hach Test Kit (mg/L) | Flow Totalizer #2 Reading (gallons) | pH | Hexavalent Chromium Hach Test Kit (mg/L) |
| | 10/01/12 | 12,126,164 | | September | | | Pounds Cr | | | | | | |
| 10/04/12 | | 12,127,304 | 2,280 | 14,997 | | | 0.190 | 1,072,193 | | | 2,440,091 | | |
| 10/04/12 | | 12,127,304 | 1,140 | | | 1.50 | 1.370 | 1,072,193 | 6.4 | 1.44 | 2,440,091 | 6.2 | 0.32 |
| 10/05/12 | | 12,129,085 | 1,781 | | | | | 1,073,276 | | | 2,440,999 | | |
| 10/09/12 | | 12,129,791 | 706 | | | | | 1,073,696 | | | 2,441,370 | | |
| 10/19/12 | | 12,163,907 | 34,116 | | | | | 1,081,043 | | | 2,471,345 | | |
| 10/30/12 | | 12,189,653 | 25,746 | | | | | 1,092,239 | | | 1,289,448 | | |
| | 11/01/12 | 12,191,094 | | October | | | Pounds Cr | | | | | | |
| 11/06/12 | | 12,196,769 | 7,116 | 64,930 | | | 0.741 | 1,096,343 | | | 2,493,654 | | |
| 11/09/12 | | 12,198,437 | 1,668 | | NA | 1.1 | 1.040 | 1,097,450 | NA | 1.34 | 2,494,750 | NA | 0.21 |
| 11/22/12 | | 12,212,741 | 14,304 | | | | | 1,103,179 | | | 2,504,679 | | |
| 11/30/12 | | 12,218,011 | 5,270 | | | | | 1,106,155 | | | 2,507,598 | | |
| | 12/01/12 | 12,218,663 | | November | | | Pounds Cr | | | | | | |
| 12/03/12 | | 12,219,752 | 1,089 | 27,569 | | | 0.239 | 1,107,006 | | | 2,508,689 | | |
| 12/10/12 | | 12,223,289 | 3,537 | | 8.0 | 1.00 | 1.100 | 1,109,121 | 7.7 | 1.60 | 2,510,506 | 8.0 | 0.27 |
| 12/26/12 | | 12,234,632 | 11,343 | | | | | 1,114,683 | | | 2,517,462 | | |
| 12/31/12 | | 12,239,248 | 4,616 | | | | | 1,117,237 | | | 2,520,012 | | |
| | 01/01/13 | 12,239,543 | | December | | | Pounds Cr | | | | | | |
| 01/01/13 | | 12,239,958 | 710 | 20,880 | | | 0.191 | 1,117,663 | | | 2,520,377 | | |
| 01/10/13 | | 12,246,590 | 6,632 | | | 1.90 | 1.720 | 1,120,640 | 7.7 | 1.68 | 2,524,770 | 8.0 | 1.32 |
| 01/24/13 | | 12,278,928 | 32,338 | | | | | 1,130,141 | | | 2,550,847 | | |
| 01/28/13 | | 12,282,035 | 3,107 | | | | | 1,131,414 | | | 2,553,042 | | |
| 01/31/13 | | 12,287,892 | 5,857 | | | | | 1,132,425 | | | 2,558,715 | | |
| | 02/01/13 | 12,288,247 | | January | | | Pounds Cr | | | | | | |
| 02/01/13 | | 12,289,018 | 1,126 | 48,644 | | | 0.697 | 1,132,680 | | | 2,559,456 | | |
| 02/07/13 | | 12,293,874 | 4,856 | | 7.9 | 0.82 | 0.663 | 1,134,376 | 7.6 | 1.35 | 2,563,137 | 8.0 | 0.22 |
| 02/20/13 | | 12,308,445 | 14,571 | | | | | 1,038,672 | | | 2,575,057 | | |
| 02/27/13 | | 12,313,181 | 19,307 | | | | | 1,140,359 | | | 2,578,725 | | |
| | 03/01/13 | 12,314,165 | | February | | | Pounds Cr | | | | | | |
| 03/03/13 | | 12,315,958 | 2,777 | 25,918 | | | 0.143 | 1,141,206 | | | 2,580,927 | | |
| 03/07/13 | | 12,318,024 | 2,066 | | 7.9 | 0.83 | 0.753 | 1,142,054 | 7.7 | 1.44 | 2,582,395 | 7.8 | 0.27 |
| 03/18/13 | | 12,361,201 | 43,177 | | | | | 1,151,536 | | | 2,619,703 | | |
| 03/20/13 | | 12,365,136 | 3,935 | | | | | 1,153,250 | | | 2,622,317 | | |
| 03/27/13 | | 12,378,442 | 13,306 | | | | | 1,159,233 | | | 2,630,884 | | |
| 03/31/13 | | 12,400,821 | 22,379 | | | | | 1,164,838 | | | 2,649,804 | | |
| | 04/01/13 | 12,403,728 | | March | | | Pounds Cr | | | | | | |
| 04/01/13 | | 12,407,465 | 3,737 | 89,563 | | | 0.562 | 1,165,570 | | | 2,655,346 | | |
| 04/11/13 | | 12,461,497 | 54,032 | | 7.4 | 0.42 | 0.431 | 1,180,148 | 7.0 | 0.60 | 2,700,747 | 7.4 | 0.14 |
| 04/17/13 | | 12,522,138 | 60,641 | | | | | 1,196,092 | | | 2,749,790 | | |
| | 05/01/13 | 12,570,545 | | April | | | Pounds Cr | | | | | | |
| 05/01/13 | | --- | --- | 166,817 | | | 0.599 | | | | | | |
| 05/01/13 | | 12,571,333 | 49,195 | | 8.1 | 0.56 | 0.553 | 1,215,096 | 7.3 | 0.38 | 2,785,968 | 7.8 | 0.09 |
| 05/19/13 | | 12,623,298 | 51,965 | | | | | 1,235,753 | | | 2,823,953 | | |
| | 06/01/13 | 12,647,282 | | May | | | Pounds Cr | | | | | | |
| | | | | 76,737 | | | 0.353 | | | | | | |
| 06/06/13 | | 12,657,605 | 34,307 | | 7.6 | 0.96 | 0.826 | 1,251,551 | 7.4 | 0.47 | 2,849,502 | 7.8 | 0.73 |
| 06/12/13 | | 12,669,485 | 11,880 | | | | | 1,256,351 | | | 2,857,966 | | |
| 06/17/13 | | 12,680,642 | 11,157 | | | | | 1,259,722 | | | 2,867,078 | | |
| | 07/01/13 | 12,727,950 | | June | | | Pounds Cr | | | | | | |
| | | | | 80,668 | | | 0.555 | | | | | | |
| 07/18/13 | | 12,767,116 | 86,474 | | 7.4 | 0.73 | 0.694 | 1,286,165 | 6.7 | 0.73 | 2,938,280 | 7.5 | 0.07 |
| 07/31/13 | | 12,780,876 | 13,760 | | | | | 1,293,015 | | | 2,947,351 | | |

TABLE 1
Influent - Effluent Compliance Summary

N.W. Mauthe Superfund Site
Appleton, Wisconsin
Terracon Project No. 58117057

| Date Actual | OUTFALL 001 | | | | | | | Manhole #1 | | | Manhole #2 | | |
|-------------|-------------------------------|-------------------------------------|--|-----------------------------|-----|--|--|-------------------------------------|-----|--|-------------------------------------|-----|--|
| | Date For Linear Interpolation | Metered Discharge Reading (gallons) | Gallons Discharged Between Meter Reading | Monthly Discharge (gallons) | pH | Hexavalent Chromium Lab Analysis (mg/L) [Local Limit 4.5 mg/L] | Total Chromium Lab Analysis ¹ (mg/L) [Local Limit 7.0 mg/L] | Flow Totalizer #1 Reading (gallons) | pH | Hexavalent Chromium Hach Test Kit (mg/L) | Flow Totalizer #2 Reading (gallons) | pH | Hexavalent Chromium Hach Test Kit (mg/L) |
| | 08/01/13 | 12,781,814 | | July | | | Pounds Cr | | | | | | |
| | | | | 53,864 | | | 0.311 | | | | | | |
| 08/04/13 | | 12,784,628 | 3,752 | | | | | 1,293,015 | | | 2,947,351 | | |
| 08/07/13 | | 12,786,184 | 1,556 | | | | | 1,295,588 | | | 2,951,110 | | |
| 08/08/13 | | 12,786,555 | 371 | | 7.5 | 0.83 | 0.775 | 1,296,442 | 6.8 | 0.68 | 2,951,801 | 7.2 | 0.16 |
| 08/19/13 | | 12,795,058 | 8,503 | | | | | 1,298,966 | | | 2,954,811 | | |
| 08/21/13 | | 12,795,638 | 580 | | | | | 1,300,287 | | | 2,956,243 | | |
| 08/26/13 | | 12,797,295 | 1,657 | | | | | 1,301,154 | | | 2,957,147 | | |
| 08/28/13 | | 12,800,434 | 3,139 | | | | | 1,302,541 | | | 2,958,987 | | |
| | 09/01/13 | 12,803,511 | | August | | | Pounds Cr | | | | | | |
| | | | | 21,697 | | | 0.140 | | | | | | |
| 09/01/13 | | 12,803,511 | 6,216 | | | | | 1,303,580 | | | 2,961,265 | | |
| 09/05/13 | | 12,808,096 | 4,585 | | | | | 1,305,282 | | | 2,964,435 | | |
| 09/09/13 | | 12,811,883 | 8,372 | | | | | 1,306,947 | | | 2,966,675 | | |
| 09/11/13 | | 12,815,166 | 7,070 | | | | | 1,309,139 | | | 2,968,968 | | |
| 09/14/13 | | 12,818,151 | 6,268 | | | | | 1,310,005 | | | 2,970,501 | | |
| 09/18/13 | | 12,822,283 | 7,117 | | 7.3 | 1.3 | 1.170 | 1,311,729 | 7.1 | 0.99 | 2,973,533 | 7.3 | 0.19 |
| 09/30/13 | | 12,833,637 | 11,354 | | | | | 1,317,815 | | | 2,980,475 | | |
| | 10/01/13 | 12,834,025 | | September | | | Pounds Cr | | | | | | |
| | | | | 30,514 | | | 0.297 | | | | | | |
| 10/01/13 | | 12,834,025 | 388 | | | | | 1,318,244 | | | 2,980,475 | | |
| 10/08/13 | | 12,843,796 | 9,771 | | | | | 1,321,693 | | | 2,988,064 | | |
| 10/16/13 | | 12,852,554 | 8,758 | | | | | 1,325,559 | | | 2,994,143 | | |
| 10/18/13 | | 12,855,027 | 2,473 | | 7.7 | 1.20 | 1.120 | 1,326,419 | 7.5 | 1.04 | 2,996,041 | 7.8 | 0.14 |
| | 11/01/13 | 12,867,815 | | October | | | Pounds Cr | | | | | | |
| | | | | 33,790 | | | 0.315 | | | | | | |
| 11/01/13 | | 12,867,815 | 12,788 | | | | | 1,332,902 | | | 3,004,777 | | |
| 11/05/13 | | 12,876,841 | 9,026 | | | | | 1,335,488 | | | 3,012,422 | | |
| 11/13/13 | | 12,903,367 | 26,526 | | 7.8 | 1.00 | 0.920 | 1,345,039 | 8.1 | 0.66 | 3,033,152 | 7.9 | 0.11 |
| 11/20/13 | | 12,924,566 | 21,199 | | | | | 1,350,740 | | | 3,051,316 | | |
| | 12/01/13 | 12,940,971 | | November | | | Pounds Cr | | | | | | |
| | | | | 73,156 | | | 0.560 | | | | | | |
| 12/02/13 | | 12,944,252 | 19,686 | | | | | 1,360,688 | | | 3,063,995 | | |
| 12/10/13 | | 12,954,971 | 10,719 | | 7.6 | 1.4 | 1.320 | 1,365,411 | 7.4 | 2.70 | 3,071,689 | 7.1 | 0.07 |
| 12/12/13 | | 12,957,411 | 2,440 | | | | | 1,366,744 | | | 3,073,244 | | |
| 12/23/13 | | 12,965,941 | 8,530 | | | | | 1,371,029 | | | 3,078,956 | | |
| 12/31/13 | | 12,970,459 | 4,518 | | | | | 1,373,592 | | | 3,081,611 | | |
| | 01/01/14 | 12,970,599 | | December | | | Pounds Cr | | | | | | |
| | | | | 29,628 | | | 0.326 | | | | | | |
| 01/01/14 | | 12,970,772 | 313 | | | | | 1,373,592 | | | 3,081,991 | | |
| 01/15/14 | | 12,976,884 | 6,112 | | 7.5 | 1.2 | 1.050 | 1,376,582 | 7.1 | 2.20 | 3,086,176 | 7.6 | 0.11 |
| 01/31/14 | | 12,983,061 | 6,177 | | | | | 1,379,605 | | | 3,090,406 | | |
| | 02/01/14 | 12,983,265 | | January | | | Pounds Cr | | | | | | |
| | | | | 12,666 | | | 0.111 | | | | | | |
| 02/02/14 | | 12,983,747 | 686 | | | | | 1,380,032 | | | 3,090,789 | | |
| 02/13/14 | | 12,987,155 | 3,408 | | 8.0 | 1.8 | 1.610 | 1,381,726 | 8.1 | 2.88 | 3,093,093 | 8.3 | 0.19 |
| 02/28/14 | | 12,993,603 | 6,448 | | | | | | | | | | |
| | 03/01/14 | 12,993,783 | | February | | | Pounds Cr | | | | | | |
| | | | | 10,518 | | | 0.141 | | | | | | |
| 03/01/14 | | 12,993,909 | 306 | | | | | | | | | | |
| 03/13/14 | | 13,005,882 | 11,973 | | 7.6 | 0.38 | 0.434 | 1,385,639 | 7.7 | 5.80 | 3,112,477 | 8.0 | 0.30 |
| 03/31/14 | | 13,059,539 | 53,657 | | | | | | | | | | |
| | 04/01/14 | 13,059,979 | | March | | | Pounds Cr | | | | | | |
| | | | | 66,196 | | | 0.239 | | | | | | |
| 04/01/14 | | 13,061,650 | 2,111 | | | | | 1,399,014 | | | 3,165,447 | | |
| 04/12/14 | | 13,091,485 | 29,835 | | | | | 1,411,117 | | | 3,187,701 | | |
| 04/13/14 | | 13,099,571 | 8,086 | | | | | 1,412,822 | | | 3,195,631 | | |
| 04/15/14 | | 13,135,912 | 36,341 | | | | | 1,424,711 | | | 3,224,028 | | |
| 04/18/14 | | 13,165,955 | 30,043 | | | | | 1,434,115 | | | 3,247,300 | | |
| 04/22/14 | | 13,210,016 | 44,061 | | 7.6 | 0.44 | 0.377 | 1,440,204 | 7.4 | 0.72 | 3,258,396 | 7.5 | 0.31 |
| | 05/01/14 | 13,211,258 | | April | | | Pounds Cr | | | | | | |
| | | | | 151,279 | | | 0.475 | | | | | | |
| 05/01/14 | | 13,211,345 | 1,329 | | | | | 1,451,524 | | | 3,282,450 | | |
| 05/13/14 | | 13,267,656 | 56,311 | | 7.5 | 0.28 | 0.273 | 1,471,868 | 7.3 | 0.73 | 3,326,392 | 7.4 | 0.20 |
| 05/14/14 | | 13,280,912 | 13,256 | | | | | 1,475,015 | | | 3,337,773 | | |
| 05/15/14 | | 13,286,754 | 5,842 | | | | | 1,476,780 | | | 3,342,511 | | |
| 05/20/14 | | 13,304,068 | 17,314 | | | | | 1,483,692 | | | 3,355,729 | | |

TABLE 1
Influent - Effluent Compliance Summary

N.W. Mauthe Superfund Site
Appleton, Wisconsin
Terracon Project No. 58117057

| Date Actual | OUTFALL 001 | | | | | | | Manhole #1 | | | Manhole #2 | | |
|-------------|-------------------------------|-------------------------------------|--|-----------------------------|-----|--|--|-------------------------------------|-----|--|-------------------------------------|-----|--|
| | Date For Linear Interpolation | Metered Discharge Reading (gallons) | Gallons Discharged Between Meter Reading | Monthly Discharge (gallons) | pH | Hexavalent Chromium Lab Analysis (mg/L) [Local Limit 4.5 mg/L] | Total Chromium Lab Analysis ¹ (mg/L) [Local Limit 7.0 mg/L] | Flow Totalizer #1 Reading (gallons) | pH | Hexavalent Chromium Hach Test Kit (mg/L) | Flow Totalizer #2 Reading (gallons) | pH | Hexavalent Chromium Hach Test Kit (mg/L) |
| | 06/01/14 | 13,332,599 | | May | | | Pounds Cr | | | | | | |
| 06/02/14 | | 13,336,115 | 32,047 | 121,341 | | | 0.276 | 1,495,755 | | | 3,382,176 | | |
| 06/12/14 | | 13,372,027 | 35,912 | | 7.9 | 0.40 | 0.381 | 1,508,756 | 7.6 | 0.60 | 3,410,073 | 7.8 | 0.20 |
| 06/14/14 | | 13,374,936 | 2,909 | | | | | 1,510,080 | | | 3,412,070 | | |
| 06/17/14 | | 13,379,348 | 4,412 | | | | | 1,512,220 | | | 3,415,268 | | |
| 06/19/14 | | 13,394,274 | 14,926 | | | | | 1,514,826 | | | 3,429,626 | | |
| 06/20/14 | | 13,401,646 | 7,372 | | | | | 1,517,014 | | | 3,436,003 | | |
| 06/30/14 | | 13,444,046 | 42,400 | | | | | 1,531,745 | | | 3,470,067 | | |
| | 07/01/14 | 13,445,046 | | June | | | Pounds Cr | 1,532,601 | | | 3,472,302 | | |
| 07/01/14 | | 13,446,138 | 2,092 | 112,447 | | | 0.357 | | | | | | |
| 07/02/14 | | 13,449,088 | 2,950 | | | | | 1,533,460 | | | 3,475,127 | | |
| 07/09/14 | | 13,463,816 | 14,728 | | 7.7 | 0.68 | 0.689 | 1,539,906 | 7.4 | 1.0 | 3,486,800 | 7.4 | 1.0 |
| 07/14/14 | | 13,472,104 | 8,288 | | | | | 1,543,805 | | | 3,492,830 | | |
| 07/28/14 | | 13,480,642 | 8,538 | July | | | Pounds Cr | 1,551,065 | | | 3,501,179 | | |
| | 08/01/14 | 13,481,746 | | 36,700 | | | 0.211 | | | | | | |
| 08/01/14 | | 13,481,837 | 1,195 | | | | | 1,552,341 | | | 3,502,760 | | |
| 08/13/14 | | 13,495,032 | 13,195 | | 7.9 | 0.681 | 0.72 | 1,557,877 | 7.5 | 1.16 | 3,511,069 | 7.7 | 0.92 |
| 08/17/14 | | 13,502,593 | 7,561 | | | | | 1,560,483 | | | 3,517,406 | | |
| 08/19/14 | | 13,509,446 | 6,853 | | | | | 1,562,278 | | | 3,523,163 | | |
| 08/20/14 | | 13,517,300 | 7,854 | | | | | 1,563,989 | | | 3,530,111 | | |
| 08/22/14 | | 13,525,676 | 8,376 | | | | | 1,567,014 | | | 3,536,533 | | |
| 08/25/14 | | 13,534,424 | 8,748 | | | | | 1,571,333 | | | 3,542,173 | | |
| 08/29/14 | | 13,539,488 | 5,064 | | | | | 1,573,914 | | | 3,545,371 | | |
| 08/30/14 | | 13,542,314 | 2,826 | August | | | Pounds Cr | 1,575,198 | | | 3,547,361 | | |
| | 09/01/14 | 13,543,999 | | 62,253 | | | 0.37 | | | | | | |
| 09/02/14 | | 13,546,601 | 4,287 | | | | | 1,577,338 | | | 3,550,419 | | |
| 09/05/14 | | 13,550,482 | 3,881 | | | | | 1,579,481 | | | 3,553,370 | | |
| 09/08/14 | | 13,562,709 | 12,227 | | | | | 1,582,918 | | | 3,564,025 | | |
| 09/17/14 | | 13,579,703 | 16,994 | | 7.9 | 0.60 | 0.546 | 1,589,348 | 7.6 | 1.16 | 3,577,644 | 7.3 | 0.36 |
| 09/24/14 | | 13,593,114 | 13,411 | September | | | Pounds Cr | 1,595,011 | | | 3,577,644 | | |
| | 10/01/14 | 13,602,541 | | 58,542 | | | 0.27 | | | | | | |
| 10/01/14 | | 13,603,009 | 9,895 | | | | | 1,600,155 | | | 3,577,644 | | |
| 10/16/14 | | 13,633,400 | 30,391 | | 7.3 | 0.67 | 0.596 | 1,610,440 | 7.8 | 1.28 | 3,619,044 | 7.4 | 0.36 |
| 10/28/14 | | 13,658,462 | 25,062 | October | | | Pounds Cr | 1,621,724 | | | 3,636,660 | | |
| | 11/01/14 | 13,662,568 | | 60,027 | | | 0.298 | | | | | | |
| 11/01/14 | | 13,663,621 | 5,159 | | | | | 1,624,238 | | | 3,640,194 | | |
| 11/12/14 | | 13,672,756 | 9,135 | | 8.1 | 1.1 | 0.980 | 1,629,780 | 7.6 | 1.62 | 3,648,121 | 8.1 | 1.08 |
| 11/30/14 | | 13,695,977 | 23,221 | | | | | 1,640,533 | | | 3,663,353 | | |
| | 12/01/14 | 13,696,416 | | November | | | Pounds Cr | | | | | | |
| 12/01/14 | | 13,697,118 | 1,141 | 37,515 | | | 0.306 | 1,640,533 | | | 3,663,353 | | |
| 12/04/14 | | 13,701,386 | 4,268 | | | | | 1,643,108 | | | 3,666,947 | | |
| 12/08/14 | | 13,705,980 | 4,594 | | | | | 1,645,245 | | | 3,670,118 | | |
| 12/12/14 | | 13,709,486 | 3,506 | | 8.1 | 1.5 | 1.320 | 1,646,957 | 7.7 | 2.72 | 3,672,490 | 8.5 | 0.35 |
| 12/31/14 | | 13,768,265 | 58,779 | | | | | 1,666,522 | | | 3,720,581 | | |
| | 01/01/15 | 13,769,665 | | December | | | Pounds Cr | | | | | | |
| 01/01/15 | | 13,770,654 | 2,389 | 73,249 | | | 0.805 | 1,667,388 | | | 3,722,195 | | |
| 01/12/15 | | 13,785,790 | 15,136 | | 8.2 | 0.65 | 0.597 | 1,674,271 | 7.8 | 1.36 | 3,733,018 | 7.3 | 0.20 |
| 01/31/15 | | 13,798,407 | 12,617 | | | | | 1,679,866 | | | 3,742,191 | | |
| | 02/01/15 | 13,798,602 | | January | | | Pounds Cr | | | | | | |
| 02/01/15 | | 13,798,727 | 320 | 28,937 | | | 0.144 | 1,679,866 | | | 3,742,588 | | |
| 02/04/15 | | 13,800,127 | 1,400 | | 8.1 | 0.74 | 0.721 | 1,680,719 | 7.9 | 1.48 | 3,743,379 | 7.1 | 0.17 |
| 02/16/15 | | 13,804,943 | 4,816 | | | | | 1,682,892 | | | 3,746,962 | | |
| 02/20/15 | | 13,805,957 | 1,014 | | | | | 1,683,320 | | | 3,747,752 | | |
| 02/24/15 | | 13,806,974 | 1,017 | | | | | 1,683,745 | | | 3,748,542 | | |
| 02/28/15 | | 13,808,369 | 1,395 | | | | | 1,684,600 | | | 3,749,334 | | |

TABLE 1
Influent - Effluent Compliance Summary

N.W. Mauthe Superfund Site
Appleton, Wisconsin
Terracon Project No. 58117057

| Date Actual | OUTFALL 001 | | | | | | Manhole #1 | | | Manhole #2 | | | |
|-------------|-------------------------------|-------------------------------------|--|-----------------------------|-----|--|--|-------------------------------------|-----|--|-------------------------------------|-----|--|
| | Date For Linear Interpolation | Metered Discharge Reading (gallons) | Gallons Discharged Between Meter Reading | Monthly Discharge (gallons) | pH | Hexavalent Chromium Lab Analysis (mg/L) [Local Limit 4.5 mg/L] | Total Chromium Lab Analysis ¹ (mg/L) [Local Limit 7.0 mg/L] | Flow Totalizer #1 Reading (gallons) | pH | Hexavalent Chromium Hach Test Kit (mg/L) | Flow Totalizer #2 Reading (gallons) | pH | Hexavalent Chromium Hach Test Kit (mg/L) |
| | 03/01/15 | 13,808,507 | | February | | | Pounds Cr | | | | | | |
| 03/01/15 | | 13,808,690 | 321 | 9,905 | | | 0.059 | 1,684,600 | | | 3,749,728 | | |
| 03/18/15 | | 13,815,075 | 6,385 | | 8.2 | 0.80 | 0.713 | 1,687,150 | 7.2 | 1.00 | 3,757,618 | 8.0 | 0.34 |
| 03/23/15 | | 13,815,928 | 853 | | | | | 1,688,046 | | | 3,759,604 | | |
| 03/25/15 | | 13,816,332 | 404 | | | | | 1,688,901 | | | 3,759,889 | | |
| 03/26/15 | | 13,816,697 | 365 | | | | | 1,689,329 | | | 3,760,382 | | |
| | 04/01/15 | 13,822,714 | | March | | | Pounds Cr | | | | | | |
| 04/07/15 | | 13,823,071 | 6,374 | 14,207 | | | 0.084 | 1,694,467 | | | 3,765,931 | | |
| 04/15/15 | | 13,856,854 | 33,783 | | 7.4 | 0.92 | 0.858 | 1,704,938 | 7.7 | 1.92 | 3,792,943 | 7.0 | 0.25 |
| 04/30/15 | | 13,885,187 | 28,333 | | | | | 1,718,370 | | | 3,812,262 | | |
| | 05/01/15 | 13,885,585 | | April | | | Pounds Cr | | | | | | |
| 05/04/15 | | 13,889,467 | 4,280 | 62,871 | | | 0.449 | 1,720,520 | | | 3,815,063 | | |
| 05/13/15 | | 13,898,048 | 8,581 | | 8.0 | 0.60 | 0.554 | 1,724,812 | 7.8 | 0.92 | 3,820,667 | 8.1 | 0.37 |
| 05/18/15 | | 13,905,897 | 7,849 | | | | | 1,727,444 | | | 3,827,133 | | |
| 05/19/15 | | 13,909,365 | 3,468 | | | | | 1,728,740 | | | 3,830,304 | | |
| 05/23/15 | | 13,914,964 | 5,599 | | | | | 1,731,329 | | | 3,834,357 | | |
| 05/25/15 | | 13,920,921 | 5,957 | | | | | 1,733,052 | | | 3,839,818 | | |
| 05/28/15 | | 13,937,530 | 16,609 | | | | | 1,736,965 | | | 3,854,997 | | |
| | 06/01/15 | 13,958,452 | | May | | | Pounds Cr | | | | | | |
| 06/02/15 | | 13,967,174 | 29,644 | 72,867 | | | 0.336 | 1,746,201 | | | 3,878,793 | | |
| 06/03/15 | | 13,970,819 | 3,645 | | | | | 1,747,948 | | | 3,881,197 | | |
| 06/10/15 | | 13,986,712 | 15,893 | | 7.4 | 0.60 | 0.547 | 1,755,299 | 7.1 | 0.66 | 3,892,044 | 7.2 | 0.27 |
| 06/16/15 | | 14,018,102 | 31,390 | | | | | 1,765,062 | | | 3,917,649 | | |
| 06/19/15 | | 14,042,191 | 24,089 | | | | | 1,772,128 | | | 3,937,351 | | |
| 06/28/15 | | 14,066,780 | 24,589 | | | | | 1,781,741 | | | 3,956,167 | | |
| 06/30/15 | | 14,069,200 | 2,420 | | | | | 1,783,061 | | | 3,957,962 | | |
| | 07/01/15 | 14,069,642 | | June | | | Pounds Cr | | | | | | |
| 07/01/15 | | 14,069,914 | 714 | 111,190 | | | 0.506 | 1,783,061 | | | 3,957,962 | | |
| 07/08/15 | | 14,077,301 | 7,387 | | 7.7 | 0.37 | 0.351 | 1,787,623 | 7.2 | 0.68 | 3,963,593 | 7.5 | 0.23 |
| 07/14/15 | | 14,085,720 | 8,419 | | | | | 1,790,678 | | | 3,970,192 | | |
| 07/29/15 | | 14,114,029 | 28,309 | | | | | 1,804,056 | | | 3,993,110 | | |
| | 08/01/15 | 14,115,454 | | July | | | Pounds Cr | | | | | | |
| 08/05/15 | | 14,117,883 | 3,854 | 45,812 | | | 0.134 | 1,807,395 | | | 3,995,776 | | |
| 08/12/15 | | 14,131,529 | 13,646 | | | 0.41 | 0.371 | 1,812,749 | 7.2 | 0.51 | 4,006,460 | 7.1 | 0.19 |
| 08/17/15 | | 14,137,372 | 5,843 | | | | | 1,816,582 | | | 4,010,201 | | |
| 08/18/15 | | 14,138,406 | 1,034 | | | | | 1,817,349 | | | 4,011,060 | | |
| 08/27/15 | | 14,145,800 | 7,394 | | | | | 1,822,802 | | | 4,016,771 | | |
| | 09/01/15 | 14,151,425 | | August | | | Pounds Cr | | | | | | |
| 09/04/15 | | 14,155,393 | 9,593 | 35,971 | | | 0.111 | 1,828,088 | | | 4,025,183 | | |
| 09/09/15 | | 14,175,870 | 20,477 | | 7.6 | 0.23 | 0.208 | 1,833,613 | 7.2 | 0.72 | 4,041,266 | 7.0 | 0.14 |
| 09/18/15 | | 14,191,902 | 16,032 | | | | | 1,843,839 | | | 4,055,798 | | |
| 09/28/15 | | 14,211,188 | 19,286 | | | | | 1,852,031 | | | 4,069,063 | | |
| 09/29/15 | | 14,211,559 | 371 | | | | | 1,852,459 | | | 4,069,894 | | |
| | 10/01/15 | 14,212,577 | | September | | | Pounds Cr | | | | | | |
| 10/01/15 | | 14,212,781 | 1,222 | 61,152 | | | 0.106 | 1,853,738 | | | 4,071,365 | | |
| 10/07/15 | | 14,220,473 | 7,692 | | | 0.72 | 0.661 | 1,856,721 | 7.2 | 1.26 | 4,071,365 | 7.3 | 0.16 |
| 10/13/15 | | 14,226,617 | 6,144 | | | | | 1,859,329 | | | 4,079,148 | | |
| 10/21/15 | | 14,233,700 | 7,083 | | | | | 1,863,168 | | | 4,082,924 | | |
| 10/27/15 | | 14,241,197 | 7,497 | | | | | 1,865,726 | | | 4,088,517 | | |
| | 11/01/15 | 14,260,606 | | October | | | Pounds Cr | | | | | | |
| 11/02/15 | | 14,266,255 | 25,058 | 48,029 | | | 0.264 | 1,872,203 | | | 4,108,562 | | |
| 11/12/15 | | 14,288,543 | 22,288 | | 7.7 | 0.73 | 0.700 | 1,882,551 | 7.3 | 1.20 | 4,122,107 | 7.6 | 0.26 |
| 11/30/15 | | 14,334,387 | 45,844 | | | | | 1,898,090 | | | 4,155,815 | | |
| | 12/01/15 | 14,336,677 | | November | | | Pounds Cr | | | | | | |
| 12/01/15 | | 14,339,197 | 4,810 | 76,072 | | | 0.443 | 1,899,821 | | | 4,159,227 | | |
| 12/10/15 | | 14,364,604 | 25,407 | | 7.9 | 0.69 | 0.627 | 1,910,218 | 7.4 | 0.66 | 4,176,267 | 7.3 | 0.30 |
| 12/21/15 | | 14,458,622 | 94,018 | | | | | 1,937,179 | | | 4,246,823 | | |

TABLE 1
Influent - Effluent Compliance Summary

N.W. Mauthe Superfund Site
Appleton, Wisconsin
Terracon Project No. 58117057

| Date Actual | OUTFALL 001 | | | | | | | Manhole #1 | | | Manhole #2 | | |
|-------------|-------------------------------|-------------------------------------|--|-----------------------------|-----|--|--|-------------------------------------|-----|--|-------------------------------------|-----|--|
| | Date For Linear Interpolation | Metered Discharge Reading (gallons) | Gallons Discharged Between Meter Reading | Monthly Discharge (gallons) | pH | Hexavalent Chromium Lab Analysis (mg/L) [Local Limit 4.5 mg/L] | Total Chromium Lab Analysis ¹ (mg/L) [Local Limit 7.0 mg/L] | Flow Totalizer #1 Reading (gallons) | pH | Hexavalent Chromium Hach Test Kit (mg/L) | Flow Totalizer #2 Reading (gallons) | pH | Hexavalent Chromium Hach Test Kit (mg/L) |
| | 01/01/16 | 14,487,544 | | December | | | Pounds Cr | | | | | | |
| 01/01/16 | | 14,488,585 | 29,963 | 150,867 | | | 0.788 | 1,949,306 | | | 4,267,333 | | |
| 01/07/16 | | 14,499,288 | 10,703 | | 7.9 | 0.62 | 0.572 | 1,954,033 | 7.4 | 0.87 | 4,274,451 | 7.6 | 0.40 |
| | 02/01/16 | 14,532,622 | | January | | | Pounds Cr | | | | | | |
| 02/01/16 | | 14,533,138 | 33,850 | 45,078 | | | 0.215 | 1,971,254 | | | 4,316,580 | | |
| 02/10/16 | | 14,562,012 | 28,874 | | 8.1 | 0.87 | 0.858 | 1,973,902 | 7.6 | 0.61 | 4,324,057 | 8.1 | 0.70 |
| 02/29/16 | | 14,601,368 | 39,356 | | | | | 1,982,872 | | | 4,359,110 | | |
| | 03/01/16 | 14,602,713 | | February | | | Pounds Cr | | | | | | |
| 03/01/16 | | 14,603,747 | 2,379 | 70,091 | | | 0.501 | 1,983,300 | | | 4,361,401 | | |
| 03/10/16 | | 14,625,282 | 21,535 | | 7.9 | 0.63 | 0.609 | 1,988,471 | 7.3 | 1.44 | 4,380,928 | 7.4 | 0.37 |
| 03/31/16 | | 14,728,685 | 103,403 | | | | | 2,017,845 | | | 4,463,804 | | |
| | 04/01/16 | 14,733,540 | | March | | | Pounds Cr | | | | | | |
| 04/02/16 | | 14,751,888 | 23,203 | 130,827 | | | 0.663 | 2,023,638 | | | 4,482,114 | | |
| 04/06/16 | | 14,770,034 | 18,146 | | 7.8 | 0.38 | 0.244 | 2,029,748 | 7.2 | 0.53 | 4,495,836 | 7.2 | 0.24 |
| | 05/01/16 | 14,827,634 | | April | | | Pounds Cr | | | | | | |
| 05/03/16 | | 14,834,742 | 64,708 | 94,094 | | | 0.191 | 2,057,059 | | | 4,539,976 | | |
| 05/12/16 | | 14,846,704 | 19,070 | | 7.6 | 0.70 | 0.645 | 2,062,615 | 7.2 | 0.47 | 4,547,811 | 7.1 | 0.69 |
| 05/17/16 | | 14,856,181 | 9,477 | | | | | 2,067,406 | | | 4,553,472 | | |
| | 06/01/16 | 14,889,570 | | May | | | Pounds Cr | | | | | | |
| 06/06/16 | | 14,902,417 | 46,236 | 61,936 | | | 0.333 | 2,086,371 | | | 4,585,701 | | |
| 06/08/16 | | 14,906,067 | 3,650 | | 7.5 | 0.43 | 0.406 | 2,088,096 | 7.1 | 0.69 | 4,587,959 | 7.1 | 0.25 |
| 06/19/16 | | 14,946,108 | 40,041 | | | | | 2,101,451 | | | 4,617,396 | | |
| | 07/01/16 | 14,980,911 | | June | | | Pounds Cr | | | | | | |
| 07/01/16 | | 14,983,214 | 37,106 | 91,341 | | | 0.309 | 2,113,474 | | | 4,646,051 | | |
| 07/07/16 | | 14,998,455 | 15,241 | | 7.4 | 0.50 | 0.430 | 2,119,487 | 7.0 | 0.87 | 4,656,766 | 7.1 | 0.20 |
| 07/31/16 | | 15,036,518 | 38,063 | | | | | 2,138,364 | | | 4,681,191 | | |
| | 08/01/16 | 15,036,760 | | July | | | Pounds Cr | | | | | | |
| 08/01/16 | | 15,037,244 | 726 | 55,849 | | | 0.200 | 2,138,788 | | | 4,682,282 | | |
| 08/11/16 | | 15,047,013 | 9,769 | | 7.4 | 0.61 | 0.583 | 2,144,319 | 7.1 | 0.98 | 4,687,103 | 7.1 | 0.12 |
| 08/24/16 | | 15,065,460 | 18,447 | | | | | 2,152,060 | | | 4,700,186 | | |
| | 09/01/16 | 15,080,715 | | August | | | Pounds Cr | | | | | | |
| 09/02/16 | | 15,081,239 | 15,779 | 43,955 | | | 0.213 | 2,159,787 | | | 4,709,523 | | |
| 09/08/16 | | 15,093,858 | 12,619 | | 7.2 | 0.41 | 0.355 | 2,164,508 | 7.1 | 0.60 | 4,718,876 | 6.9 | 0.17 |
| 09/15/16 | | 15,117,114 | 23,256 | | | | | 2,173,196 | | | 4,734,824 | | |
| 09/30/16 | | 15,161,513 | 44,399 | | | | | 2,190,037 | | | 4,766,164 | | |
| | 10/01/16 | 15,162,610 | | September | | | Pounds Cr | | | | | | |
| 10/01/16 | | 15,162,976 | 1,463 | 81,895 | | | 0.242 | 2,190,896 | | | 4,766,917 | | |
| 10/05/16 | | 15,170,280 | 7,304 | | 7.5 | 0.76 | 0.707 | 2,194,329 | 7.1 | 1.17 | 4,771,417 | 7.2 | 0.24 |
| | 11/01/16 | 15,218,316 | | October | | | Pounds Cr | | | | | | |
| 11/01/16 | | 15,218,916 | 48,636 | 55,706 | | | 0.328 | 2,214,974 | | | 4,803,706 | | |
| 11/09/16 | | 15,231,072 | 12,156 | | 7.7 | 0.58 | 0.550 | 2,221,415 | 7.3 | 1.02 | 4,810,434 | 7.2 | 0.17 |
| 11/30/16 | | 15,257,768 | 26,696 | | | | | 2,231,705 | | | 4,829,512 | | |
| | 12/01/16 | 15,259,593 | | November | | | Pounds Cr | | | | | | |
| 12/01/16 | | 15,262,085 | 4,317 | 41,277 | | | 0.189 | 2,233,005 | | | 4,832,948 | | |
| 12/08/16 | | 15,278,159 | 16,074 | | 7.7 | 0.90 | 0.832 | 2,240,348 | 7.4 | 1.41 | 4,843,138 | 7.3 | 0.26 |
| | 01/01/17 | 15,320,273 | | December | | | Pounds Cr | | | | | | |
| 01/05/17 | | 15,328,203 | 50,044 | 60,680 | | | 0.420 | | | | | | |
| 01/05/17 | | 15,328,203 | 0 | | | 1.00 | 0.895 | 2,259,750 | 7.5 | 1.44 | 4,878,940 | 7.4 | 0.47 |
| 01/31/17 | | 15,387,622 | 59,419 | | | | | 2,272,198 | | | 4,933,594 | | |
| | 02/01/17 | 15,387,845 | | January | | | Pounds Cr | | | | | | |
| 02/01/17 | | 15,388,387 | 765 | 67,572 | | | 0.504 | 2,272,625 | | | 4,933,971 | | |
| 02/09/17 | | 15,399,455 | 11,068 | | 7.8 | 0.56 | 0.542 | 2,277,351 | 7.5 | 0.99 | 4,941,836 | 7.1 | 0.13 |
| | 03/01/17 | 15,452,749 | | February | | | Pounds Cr | | | | | | |
| 03/08/17 | | 15,476,369 | 76,914 | 64,904 | | | 0.305 | | | | | | |
| 03/08/17 | | 15,476,369 | 0 | | 7.8 | 0.59 | 0.539 | 2,302,121 | 7.3 | 1.14 | 5,002,178 | 7.3 | 0.26 |
| 03/14/17 | | 15,497,125 | 20,756 | | | | | 2,309,539 | | | 5,016,906 | | |
| 03/25/17 | | 15,528,765 | 31,640 | | | | | 2,321,231 | | | 5,039,669 | | |
| 03/29/17 | | 15,542,291 | 13,526 | | | | | 2,325,638 | | | 5,049,699 | | |

TABLE 1
Influent - Effluent Compliance Summary

N.W. Mauthe Superfund Site
Appleton, Wisconsin
Terracon Project No. 58117057

| Date Actual | OUTFALL 001 | | | | | | Manhole #1 | | | Manhole #2 | | | |
|-------------|-------------------------------|-------------------------------------|--|-----------------------------|-----|--|--|-------------------------------------|-----|--|-------------------------------------|-----|--|
| | Date For Linear Interpolation | Metered Discharge Reading (gallons) | Gallons Discharged Between Meter Reading | Monthly Discharge (gallons) | pH | Hexavalent Chromium Lab Analysis (mg/L) [Local Limit 4.5 mg/L] | Total Chromium Lab Analysis ¹ (mg/L) [Local Limit 7.0 mg/L] | Flow Totalizer #1 Reading (gallons) | pH | Hexavalent Chromium Hach Test Kit (mg/L) | Flow Totalizer #2 Reading (gallons) | pH | Hexavalent Chromium Hach Test Kit (mg/L) |
| | 04/01/17 | 15,558,808 | | March | | | Pounds Cr | | | | | | |
| 04/02/17 | | 15,562,275 | 19,984 | 106,059 | | | 0.476 | 2,333,037 | | | 5,064,049 | | |
| 04/06/17 | | 15,582,526 | 20,251 | | 7.7 | 0.43 | 0.405 | 2,340,089 | 7.3 | 0.57 | 5,064,049 | 7.3 | 0.27 |
| 04/27/17 | | 15,676,954 | 94,428 | | | | | 2,372,953 | | | 5,146,405 | | |
| | 05/01/17 | 15,703,639 | | April | | | Pounds Cr | | | | | | |
| 05/04/17 | | 15,728,166 | 51,212 | 144,831 | | | 0.488 | | | | | | |
| 05/04/17 | | 15,728,166 | 0 | | 7.6 | 0.28 | 0.257 | 2,387,552 | 7.1 | 0.36 | 5,185,807 | 6.8 | 0.21 |
| | 06/01/17 | 15,796,047 | | May | | | Pounds Cr | | | | | | |
| 06/08/17 | | 15,812,038 | 83,872 | 92,408 | | | 0.198 | | | | | | |
| 06/08/17 | | 15,812,038 | 0 | | 7.5 | 0.35 | 0.325 | 2,421,837 | 7.1 | 0.36 | 5,243,312 | 7.2 | 0.16 |
| | 07/01/17 | 15,888,740 | | June | | | Pounds Cr | | | | | | |
| 07/01/17 | | 15,891,390 | 79,352 | 92,693 | | | 0.251 | | | | | | |
| 07/06/17 | | 15,902,647 | 11,257 | | 7.5 | 0.57 | 0.525 | 2,453,044 | 7.1 | 0.69 | 5,309,639 | 7.0 | 0.50 |
| 07/31/17 | | 15,945,154 | 42,507 | | | | | 2,472,011 | | | 5,337,122 | | |
| | 08/01/17 | 15,945,504 | | July | | | Pounds Cr | | | | | | |
| 08/01/17 | | 15,945,880 | 726 | 56,764 | | | 0.248 | 2,472,438 | | | 5,337,492 | | |
| 08/09/17 | | 15,958,437 | 12,557 | | 7.4 | 0.68 | 0.624 | 2,478,016 | 7.0 | 0.66 | 5,347,291 | 6.9 | 0.38 |
| | 09/01/17 | 15,992,489 | | August | | | Pounds Cr | | | | | | |
| 09/07/17 | | 16,001,926 | 43,489 | 46,985 | | | 0.244 | 2,472,438 | | | 5,337,492 | | |
| 09/07/17 | | 16,001,926 | 0 | | 7.4 | 0.50 | 0.488 | 2,497,770 | 7.1 | 0.68 | 5,375,524 | 6.9 | 0.14 |
| 09/29/17 | | 16,031,780 | 29,854 | | | | | 2,510,609 | | | 5,395,101 | | |
| | 10/01/17 | 16,034,956 | | September | | | Pounds Cr | | | | | | |
| 10/03/17 | | 16,035,404 | 3,624 | 42,467 | | | 0.173 | 2,512,318 | | | 5,397,338 | | |
| 10/05/17 | | 16,037,996 | 2,592 | | 7.5 | 0.44 | 0.410 | 2,513,176 | 7.1 | 1.14 | 5,399,232 | 6.7 | 0.12 |
| | 11/01/17 | 16,080,246 | | October | | | Pounds Cr | | | | | | |
| 11/07/17 | | 16,090,463 | 52,467 | 45,290 | | | 0.155 | 2,536,891 | | | 5,436,850 | | |
| 11/09/17 | | 16,092,667 | 2,204 | | 7.6 | 0.76 | 0.718 | 2,538,180 | 7.2 | 0.99 | 5,437,985 | 7.2 | 0.22 |
| 11/15/17 | | 16,098,379 | 5,712 | | | | | 2,541,643 | | | 5,441,055 | | |
| 11/30/17 | | 16,109,689 | 11,310 | | | | | 2,549,030 | | | 5,450,173 | | |
| | 12/01/17 | 16,110,147 | | November | | | Pounds Cr | | | | | | |
| 12/03/17 | | 16,112,117 | 2,428 | 29,901 | | | 0.179 | 2,550,308 | | | 5,451,687 | | |
| 12/07/17 | | 16,115,265 | 3,148 | | 7.4 | 0.82 | 0.755 | 2,551,590 | 7.4 | 1.29 | 5,453,973 | 7.4 | 0.20 |
| 12/14/17 | | 16,121,000 | 5,735 | | | | | 2,551,590 | | | 5,453,973 | | |
| 12/31/17 | | 16,131,936 | 10,936 | | | | | 2,560,147 | | | 5,464,203 | | |
| | 01/01/18 | 16,132,116 | | December | | | Pounds Cr | | | | | | |
| 01/01/18 | | 16,132,328 | 392 | 21,969 | | | 0.138 | 2,560,571 | | | 5,464,203 | | |
| 01/04/18 | | 16,133,697 | 1,369 | | -- | 0.78 | 0.734 | 2,560,993 | -- | 0.41 | 5,465,331 | -- | 0.04 |
| | 02/01/18 | 16,144,665 | | January | | | Pounds Cr | | | | | | |
| 02/01/18 | | 16,144,863 | 11,166 | 12,549 | | | 0.077 | 2,566,068 | | | 5,472,876 | | |
| 02/08/18 | | 16,147,315 | 2,452 | | 7.8 | 0.75 | 0.906 | 2,567,326 | 7.4 | 1.68 | 5,474,376 | 7.2 | 0.16 |
| 02/28/18 | | 16,155,889 | 8,574 | | | | | 2,570,306 | | | 5,481,207 | | |
| | 03/01/18 | 16,156,053 | | February | | | Pounds Cr | | | | | | |
| 03/01/18 | | 16,156,211 | 322 | 11,388 | | | 0.086 | 2,570,306 | | | 5,481,586 | | |
| 03/08/18 | | 16,163,746 | 7,535 | | 7.7 | 0.52 | 0.526 | 2,574,570 | 7.4 | 0.78 | 5,485,747 | 7.2 | 0.20 |
| 03/27/18 | | 16,183,153 | 19,407 | | | | | 2,585,717 | | | 5,495,623 | | |
| 03/31/18 | | 16,188,615 | 5,462 | | | | | 2,472,869* | | | 5,499,048 | | |
| | 04/01/18 | 16,189,199 | | March | | | Pounds Cr | | | | | | |
| 04/01/18 | | 16,190,057 | 1,442 | 33,146 | | | 0.145 | 2,473,316 | | | 5,500,204 | | |
| 04/05/18 | | 16,195,349 | 5,292 | | 7.7 | 0.60 | 0.585 | 2,476,332 | 7.3 | 0.84 | 5,502,874 | 7.4 | 0.35 |
| 04/10/18 | | 16,203,721 | 8,372 | | | | | 2,480,242 | | | 5,508,217 | | |
| 04/25/18 | | 16,302,239 | 98,518 | | | | | 2,508,161 | | | 5,586,326 | | |
| 04/30/18 | | 16,328,835 | 26,596 | | | | | 2,516,938 | | | 5,606,361 | | |

TABLE 1
Influent - Effluent Compliance Summary

N.W. Mauthe Superfund Site
Appleton, Wisconsin
Terracon Project No. 58117057

| Date Actual | OUTFALL 001 | | | | | | | Manhole #1 | | | Manhole #2 | | |
|-------------|-------------------------------|-------------------------------------|--|-----------------------------|-----|--|--|-------------------------------------|-----|--|-------------------------------------|-----|--|
| | Date For Linear Interpolation | Metered Discharge Reading (gallons) | Gallons Discharged Between Meter Reading | Monthly Discharge (gallons) | pH | Hexavalent Chromium Lab Analysis (mg/L) [Local Limit 4.5 mg/L] | Total Chromium Lab Analysis ¹ (mg/L) [Local Limit 7.0 mg/L] | Flow Totalizer #1 Reading (gallons) | pH | Hexavalent Chromium Hach Test Kit (mg/L) | Flow Totalizer #2 Reading (gallons) | pH | Hexavalent Chromium Hach Test Kit (mg/L) |
| | 05/01/18 | 16,330,212 | | April | | | Pounds Cr | | | | | | |
| 05/01/18 | | 16,331,044 | 2,209 | 141,013 | | | 0.687 | 2,517,809 | | | 5,607,864 | | |
| 05/04/18 | | 16,360,268 | 29,224 | | | | | 2,526,963 | | | 5,630,632 | | |
| 05/10/18 | | 16,409,694 | 49,426 | | 7.6 | 0.30 | 0.315 | 2,541,347 | 7.2 | 0.51 | 5,667,843 | 6.8 | 0.19 |
| 05/22/18 | | 16,428,757 | 19,063 | | | | | 2,547,991 | | | 5,681,939 | | |
| 05/24/18 | | 16,455,003 | 26,246 | | | | | 2,557,801 | | | 5,698,300 | | |
| 05/29/18 | | 16,462,967 | 7,964 | | | | | 2,562,178 | | | 5,702,537 | | |
| | 06/01/18 | 16,466,594 | | May | | | Pounds Cr | | | | | | |
| 06/01/18 | | 16,467,299 | 4,332 | 136,382 | | | 0.358 | 2,563,476 | | | 5,705,975 | | |
| 06/05/18 | | 16,476,100 | 8,801 | | | | | 2,566,515 | | | 5,712,597 | | |
| 06/07/18 | | 16,480,044 | 3,944 | | 7.6 | 0.38 | 0.382 | 2,568,258 | 7.1 | 0.53 | 5,715,101 | 7.3 | 0.21 |
| 06/30/18 | | 16,537,167 | 57,123 | | | | | 2,588,614 | | | 5,756,117 | | |
| | 07/01/18 | 16,537,690 | | June | | | Pounds Cr | | | | | | |
| 07/01/18 | | 16,538,238 | 1,071 | 71,096 | | | 0.226 | 2,589,032 | | | 5,756,879 | | |
| 07/05/18 | | 16,542,427 | 4,189 | | 7.6 | 0.31 | 0.311 | 2,591,176 | 7.2 | 0.57 | 5,759,920 | 7.1 | 0.16 |
| 07/12/18 | | 16,545,145 | 2,718 | | | | | 2,594,639 | | | 5,763,368 | | |
| 07/19/18 | | 16,553,309 | 8,164 | | | | | 2,597,639 | | | 5,766,777 | | |
| 07/31/18 | | 16,571,725 | 18,416 | | | | | 2,604,452 | | | 5,779,752 | | |
| | 08/01/18 | 16,571,996 | | July | | | Pounds Cr | | | | | | |
| 08/01/18 | | 16,572,495 | 770 | 34,306 | | | 0.089 | 2,589,032 | | | 5,756,879 | | |
| 08/08/18 | | 16,581,462 | 8,967 | | -- | 0.43 | 0.438 | 2,608,818 | 7.1 | 0.55 | 5,785,813 | 7.0 | 0.27 |
| 08/31/18 | | 16,637,913 | 56,451 | | | | | 2,629,840 | | | 5,828,591 | | |
| | 09/01/18 | 16,640,165 | | August | | | Pounds Cr | | | | | | |
| 09/01/18 | | 16,641,711 | 3,798 | 68,169 | | | 0.125 | 2,631,151 | | | 5,831,336 | | |
| 09/06/18 | | 16,695,169 | 53,458 | | 7.5 | 0.24 | 0.256 | 2,646,502 | 7.1 | 0.59 | 5,871,311 | 6.7 | 0.08 |
| 09/17/18 | | 16,734,724 | 39,555 | | | | | 2,659,921 | | | 5,899,762 | | |
| 09/18/18 | | 16,738,499 | 3,775 | | | | | 2,660,806 | | | 5,903,277 | | |
| 09/30/18 | | 16,775,825 | 37,326 | | | | | 2,672,955 | | | 5,932,062 | | |
| | 10/01/18 | 16,776,168 | | September | | | Pounds Cr | | | | | | |
| 10/01/18 | | 16,776,700 | 875 | 136,003 | | | 0.290 | 2,673,387 | | | 5,932,454 | | |
| 10/03/18 | | 16,785,853 | 9,153 | | 7.8 | 0.30 | 0.303 | 2,675,556 | 7.3 | 0.60 | 5,940,463 | 7.1 | 0.22 |
| 10/25/18 | | 16,899,216 | 113,363 | | | | | 2,709,668 | | | 6,027,153 | | |
| | 11/01/18 | 16,908,245 | | October | | | Pounds Cr | | | | | | |
| 11/01/18 | | 16,908,712 | 9,496 | 132,077 | | | 0.333 | 2,713,560 | | | 6,033,788 | | |
| 11/07/18 | | 16,921,099 | 12,387 | | 7.7 | 0.38 | 0.424 | 2,717,458 | 7.1 | 0.36 | 6,044,211 | 6.8 | 0.34 |
| 11/12/18 | | 16,936,140 | 15,041 | | | | | 2,723,181 | | | 6,054,634 | | |
| 11/14/18 | | 16,940,487 | 4,347 | | | | | 2,725,362 | | | 6,057,406 | | |
| 11/16/18 | | 16,944,318 | 3,831 | | | | | 2,727,099 | | | 6,059,771 | | |
| 11/19/18 | | 16,949,417 | 5,099 | | | | | 2,729,266 | | | 6,063,298 | | |
| | 12/01/18 | 16,964,903 | | November | | | Pounds Cr | | | | | | |
| 12/06/18 | | 16,972,133 | 22,716 | 56,658 | | | 0.200 | 2,738,784 | | | 6,080,566 | | |
| 12/06/18 | | 16,972,133 | 0 | | 8.0 | 0.52 | 0.521 | 2,738,784 | 7.4 | 0.53 | 6,080,566 | 7.2 | 0.45 |
| | 01/01/19 | 17,020,007 | | December | | | Pounds Cr | | | | | | |
| 01/04/19 | | 17,021,076 | 48,943 | 55,104 | | | 0.239 | 2,757,483 | | | 6,116,420 | | |
| 01/10/19 | | 17,051,054 | 29,978 | | 7.8 | 0.26 | 0.246 | 2,765,903 | 7.2 | 0.41 | 6,140,244 | 7.0 | 0.18 |
| | 02/01/19 | 17,085,876 | | January | | | Pounds Cr | | | | | | |
| 02/01/19 | | 17,086,762 | 35,708 | 65,869 | | | 0.135 | 2,779,438 | | | 6,166,376 | | |
| 02/07/19 | | 17,092,183 | 5,421 | | 8.0 | 0.36 | 0.398 | 2,781,163 | 7.5 | 0.37 | 6,170,668 | 7.3 | 0.35 |
| | 03/01/19 | 17,108,085 | | February | | | Pounds Cr | | | | | | |
| 03/01/19 | | 17,108,314 | 16,131 | 22,209 | | | 0.074 | 2,786,817 | | | 6,183,118 | | |
| 03/07/19 | | 17,112,149 | 3,835 | | 7.9 | 0.29 | 0.296 | 2,788,121 | 7.4 | -- | 6,186,219 | 7.4 | -- |
| 03/26/19 | | 17,201,867 | 89,718 | | | | | 2,810,744 | | | 6,261,318 | | |
| | 04/01/19 | 17,220,303 | | March | | | Pounds Cr | | | | | | |
| 04/02/19 | | 17,221,255 | 19,388 | 112,218 | | | 0.277 | 2,818,615 | | | 6,274,417 | | |
| 04/02/19 | | 17,221,255 | 0 | | 7.7 | 0.40 | 0.408 | 2,818,615 | 7.2 | 0.53 | 6,274,417 | 7.2 | 0.15 |
| 04/18/19 | | 17,270,735 | 49,480 | | | | | 2,834,848 | | | 6,312,336 | | |
| 04/30/19 | | 17,336,326 | 65,591 | | | | | 2,855,668 | | | 6,362,011 | | |

TABLE 1
Influent - Effluent Compliance Summary

N.W. Mauthe Superfund Site
Appleton, Wisconsin
Terracon Project No. 58117057

| Date Actual | OUTFALL 001 | | | | | | | Manhole #1 | | | Manhole #2 | | |
|-------------|-------------------------------|-------------------------------------|--|-----------------------------|-----|--|--|-------------------------------------|-----|--|-------------------------------------|-----|--|
| | Date For Linear Interpolation | Metered Discharge Reading (gallons) | Gallons Discharged Between Meter Reading | Monthly Discharge (gallons) | pH | Hexavalent Chromium Lab Analysis (mg/L) [Local Limit 4.5 mg/L] | Total Chromium Lab Analysis ¹ (mg/L) [Local Limit 7.0 mg/L] | Flow Totalizer #1 Reading (gallons) | pH | Hexavalent Chromium Hach Test Kit (mg/L) | Flow Totalizer #2 Reading (gallons) | pH | Hexavalent Chromium Hach Test Kit (mg/L) |
| | 05/01/19 | 17,338,042 | | April | | | Pounds Cr | | | | | | |
| 05/01/19 | | 17,340,509 | 4,183 | 117,739 | | | 0.400 | 2,856,981 | | | 6,365,212 | | |
| 05/09/19 | | 17,366,641 | 26,132 | | 7.8 | 0.43 | | 2,866,635 | 7.2 | 0.39 | 6,383,940 | 7.2 | 0.66 |
| | 06/01/19 | 17,467,893 | | May | | | Pounds Cr | | | | | | |
| 06/06/19 | | 17,492,562 | 125,921 | 129,851 | | | 0.477 | 2,856,981 | | | 6,365,212 | | |
| 06/06/19 | | 17,492,562 | 0 | | 7.6 | 0.23 | 0.249 | 2,908,632 | 7.2 | 0.32 | 6,478,871 | 7.0 | 0.22 |
| 06/11/19 | | 17,502,105 | 9,543 | | | | | 2,912,952 | | | 6,486,321 | | |
| 06/18/19 | | 17,525,532 | 23,427 | | | | | 2,920,258 | | | 6,503,730 | | |
| | 07/01/19 | 17,581,030 | | June | | | Pounds Cr | | | | | | |
| 07/08/19 | | 17,613,923 | 88,391 | 113,137 | | | 0.235 | 2,947,437 | | | 6,572,415 | | |
| 07/10/19 | | 17,619,393 | 5,470 | | 7.6 | 0.25 | 0.229 | 2,949,581 | 7.1 | 0.48 | 6,576,370 | 7.0 | 0.12 |
| 07/22/19 | | 17,636,628 | 17,235 | | | | | 2,956,444 | | | 6,590,064 | | |
| 07/23/19 | | 17,644,137 | 7,509 | | | | | 2,958,908 | | | 6,596,369 | | |
| 07/26/19 | | 17,655,780 | 11,643 | | | | | 2,961,918 | | | 6,602,890 | | |
| 07/31/19 | | 17,662,536 | 6,756 | | | | | 2,965,324 | | | 6,606,751 | | |
| | 08/01/19 | 17,662,953 | | July | | | Pounds Cr | | | | | | |
| 08/01/19 | | 17,663,650 | 1,114 | 81,923 | | | 0.156 | 2,965,752 | | | 6,607,522 | | |
| 08/07/19 | | 17,674,432 | 10,782 | | 7.7 | 0.37 | 0.383 | 2,969,223 | 7.3 | 0.38 | 6,615,773 | 7.5 | 0.30 |
| 08/31/19 | | 17,712,769 | 38,337 | | | | | 2,984,986 | | | 6,643,285 | | |
| | 09/01/19 | 17,713,001 | | August | | | Pounds Cr | | | | | | |
| 09/01/19 | | 17,713,872 | 1,103 | 50,048 | | | 0.160 | 2,985,412 | | | 6,644,057 | | |
| 09/05/19 | | 17,719,385 | 5,513 | | 7.8 | 0.48 | 0.489 | 2,987,590 | 7.3 | 0.50 | 6,644,933 | 7.3 | 0.43 |
| 09/18/19 | | 17,790,650 | 71,265 | | | | | 3,009,066 | | | 6,701,147 | | |
| 09/30/19 | | 17,829,959 | 39,309 | | | | | 3,022,795 | | | 6,730,481 | | |
| | 10/01/19 | 17,830,522 | | September | | | Pounds Cr | | | | | | |
| 10/01/19 | | 17,831,112 | 1,153 | 117,521 | | | 0.479 | 2,985,412 | | | 6,644,057 | | |
| 10/10/19 | | 17,895,551 | 64,439 | | 7.7 | 0.23 | 0.239 | 3,042,581 | 7.4 | 0.35 | 6,779,975 | 7.2 | 0.16 |
| 10/31/19 | | 17,949,436 | 53,885 | | | | | 3,063,263 | | | 6,819,059 | | |
| | 11/01/19 | 17,950,221 | | October | | | Pounds Cr | | | | | | |
| 11/01/19 | | 17,950,822 | 1,386 | 119,699 | | | 0.238 | 3,063,964 | | | 6,819,849 | | |
| 11/07/19 | | 17,964,181 | 13,359 | | 8.0 | 0.36 | 0.343 | 3,069,346 | 7.5 | 0.39 | 6,828,897 | 7.7 | 0.26 |
| 11/30/19 | | 18,029,863 | 65,682 | | | | | 3,091,286 | | | 6,879,193 | | |
| | 12/01/19 | 18,031,315 | | November | | | Pounds Cr | | | | | | |
| 12/01/19 | | 18,032,559 | 2,696 | 81,094 | | | 0.232 | 3,091,718 | | | 6,881,218 | | |
| 12/06/19 | | 18,058,482 | 25,923 | | 8.0 | 0.35 | 0.343 | 3,099,656 | 7.3 | 0.34 | 6,901,417 | 7.8 | 0.14 |
| 12/31/19 | | 18,123,426 | 64,944 | | | | | 3,122,055 | | | 6,954,035 | | |
| | 01/01/20 | 18,126,523 | | December | | | Pounds Cr | | | | | | |
| 01/01/20 | | 18,127,980 | 4,554 | 95,208 | | | 0.272 | 3,122,936 | | | 6,954,035 | | |
| 01/03/20 | | 18,137,077 | 9,097 | | 7.9 | 0.46 | 0.438 | 3,125,583 | 7.6 | 0.43 | 6,961,319 | 7.6 | 0.41 |
| 01/31/20 | | 18,185,942 | 48,865 | | | | | 3,144,421 | | | 6,996,350 | | |
| | 02/01/20 | 18,188,180 | | January | | | Pounds Cr | | | | | | |
| 02/03/20 | | 18,188,411 | 2,469 | 61,657 | | | 0.225 | 3,145,281 | | | 6,998,288 | | |
| 02/07/20 | | 18,193,814 | 5,403 | | 8.0 | 0.60 | 0.562 | 3,147,017 | 7.6 | 0.28 | 7,002,580 | 7.9 | 0.22 |
| 02/28/20 | | 18,215,202 | 21,388 | | | | | 3,155,718 | | | 7,017,733 | | |
| | 03/01/20 | 18,217,070 | | February | | | Pounds Cr | | | | | | |
| 03/02/20 | | 18,218,425 | 3,223 | 28,890 | | | 0.135 | 3,157,017 | | | 7,020,060 | | |
| 03/06/20 | | 18,227,194 | 8,769 | | 8.0 | 0.81 | 0.776 | 3,159,176 | 7.4 | 0.53 | 7,027,934 | 7.9 | 0.44 |
| 03/31/20 | | 18,382,609 | 155,415 | | | | | 3,201,453 | | | 7,154,334 | | |
| | 04/01/20 | 18,384,172 | | March | | | Pounds Cr | | | | | | |
| 04/01/20 | | 18,388,797 | 6,188 | 167,102 | | | 1.080 | 3,203,232 | | | 7,159,271 | | |
| 04/10/20 | | 18,415,384 | 26,587 | | 8.1 | 0.25 | 0.237 | 3,213,356 | 7.7 | 0.18 | 7,178,272 | 8.1 | 0.16 |
| 04/30/20 | | 18,455,631 | 40,247 | | | | | 3,228,721 | | | 7,207,059 | | |
| | 05/01/20 | 18,456,245 | | April | | | Pounds Cr | | | | | | |
| 05/01/20 | | 18,457,479 | 1,848 | 72,073 | | | 0.142 | 3,229,593 | | | 7,208,236 | | |
| 05/07/20 | | 18,465,286 | 7,807 | | 8.0 | 0.26 | 0.262 | 3,233,088 | 7.5 | 0.18 | 7,213,316 | 7.9 | 0.12 |
| 05/30/20 | | 18,547,864 | 82,578 | | | | | 3,261,998 | | | 7,273,059 | | |

TABLE 1
Influent - Effluent Compliance Summary

N.W. Mauthe Superfund Site
Appleton, Wisconsin
Terracon Project No. 58117057

| Date Actual | OUTFALL 001 | | | | | | Manhole #1 | | | Manhole #2 | | | |
|-------------|-------------------------------|-------------------------------------|--|-----------------------------|-----|--|--|-------------------------------------|-----|--|-------------------------------------|-----|--|
| | Date For Linear Interpolation | Metered Discharge Reading (gallons) | Gallons Discharged Between Meter Reading | Monthly Discharge (gallons) | pH | Hexavalent Chromium Lab Analysis (mg/L) [Local Limit 4.5 mg/L] | Total Chromium Lab Analysis ¹ (mg/L) [Local Limit 7.0 mg/L] | Flow Totalizer #1 Reading (gallons) | pH | Hexavalent Chromium Hach Test Kit (mg/L) | Flow Totalizer #2 Reading (gallons) | pH | Hexavalent Chromium Hach Test Kit (mg/L) |
| | 06/01/20 | 18,552,699 | | May | | | Pounds Cr | | | | | | |
| 06/01/20 | | 18,555,721 | 7,857 | 96,454 | | | 0.210 | 3,264,658 | | | 7,279,075 | | |
| 06/04/20 | | 18,563,811 | 8,090 | | 7.8 | 0.28 | 0.282 | 3,267,737 | 7.3 | 0.20 | 7,284,611 | 7.5 | 0.20 |
| 06/30/20 | | 18,636,606 | 72,795 | | | | | 3,294,057 | | | 7,339,953 | | |
| | 07/01/20 | 18,637,892 | | June | | | Pounds Cr | | | | | | |
| 07/01/20 | | 18,638,722 | 2,116 | 85,193 | | | 0.200 | 3,294,931 | | | 7,341,133 | | |
| 07/10/20 | | 18,652,865 | 14,143 | | 7.9 | 0.29 | 0.284 | 3,301,008 | 7.3 | 0.23 | 7,350,478 | 7.5 | 0.20 |
| 07/31/20 | | 18,723,698 | 70,833 | | | | | 3,324,361 | | | 7,403,193 | | |
| | 08/01/20 | 18,724,228 | | July | | | Pounds Cr | | | | | | |
| 08/03/20 | | 18,728,205 | 4,507 | 86,336 | | | 0.204 | 3,326,528 | | | 7,405,919 | | |
| 08/06/20 | | 18,731,111 | 2,906 | | 7.8 | 0.33 | 0.345 | 3,327,827 | 7.3 | 0.34 | 7,407,858 | 7.5 | 0.18 |
| 08/31/20 | | 18,753,077 | 21,966 | | | | | 3,339,110 | | | 7,421,402 | | |
| | 09/01/20 | 18,753,491 | | August | | | Pounds Cr | | | | | | |
| 09/01/20 | | 18,753,819 | 742 | 29,263 | | | 0.084 | 3,339,541 | | | 7,421,789 | | |
| 09/11/20 | | 18,760,472 | 6,653 | | 8.1 | 0.57 | 0.544 | 3,343,863 | 7.3 | 0.45 | 7,427,984 | 7.6 | 0.41 |
| 09/30/20 | | 18,792,498 | 32,026 | | | | | 3,358,277 | | | 7,446,675 | | |
| | 10/01/20 | 18,792,926 | | September | | | Pounds Cr | | | | | | |
| 10/01/20 | | 18,793,222 | 724 | 39,435 | | | 0.179 | 3,358,711 | | | 7,427,060 | | |
| 10/08/20 | | 18,800,494 | 7,272 | | 8.1 | 0.50 | 0.497 | 3,362,178 | 7.4 | 0.30 | 7,451,303 | 7.6 | 0.26 |
| 10/30/20 | | 18,848,450 | 47,956 | | | | | 3,382,506 | | | 7,482,072 | | |
| | 11/01/20 | 18,850,614 | | October | | | Pounds Cr | | | | | | |
| 11/02/20 | | 18,852,636 | 4,186 | 57,688 | | | 0.239 | 3,384,697 | | | 7,484,406 | | |
| 11/06/20 | | 18,857,874 | 5,238 | | 8.0 | 0.38 | 0.388 | 3,387,314 | 7.3 | 0.50 | 7,487,496 | 7.7 | 0.13 |
| 11/30/20 | | 18,905,102 | 47,228 | | | | | 3,402,642 | | | 7,523,584 | | |
| | 12/01/20 | 18,905,731 | | November | | | Pounds Cr | | | | | | |
| 12/01/20 | | 18,906,214 | 1,112 | 55,117 | | | 0.178 | 3,403,078 | | | 7,524,365 | | |
| 12/11/20 | | 18,916,201 | 9,987 | | 8.2 | 0.46 | 0.456 | 3,406,790 | 7.6 | 0.44 | 7,531,716 | 7.8 | 0.17 |
| 12/31/20 | | 18,929,139 | 12,938 | | | | | 3,412,036 | | | 7,540,417 | | |
| | 01/01/21 | 18,929,421 | | December | | | Pounds Cr | | | | | | |
| 01/01/21 | | 18,929,873 | 734 | 23,690 | | | 0.090 | 3,412,468 | | | 7,540,800 | | |
| 01/08/21 | | 18,932,355 | 2,482 | | 8.0 | 0.42 | 0.461 | 3,413,334 | 7.6 | 0.34 | 7,542,714 | 7.9 | 0.13 |
| 01/30/21 | | 18,943,896 | 11,541 | | | | | 3,417,699 | | | 7,550,795 | | |
| | 02/01/21 | 18,944,934 | | January | | | Pounds Cr | | | | | | |
| 02/01/21 | | 18,945,098 | 1,202 | 15,513 | | | 0.060 | 3,418,132 | | | 7,551,562 | | |
| 02/05/21 | | 18,946,680 | 1,582 | | 8.2 | 0.43 | 0.451 | 3,418,564 | 7.8 | 0.58 | 7,552,713 | 7.8 | 0.12 |
| 02/26/21 | | 18,956,204 | 9,524 | | | | | 3,422,065 | | | 7,558,504 | | |
| | 03/01/21 | 18,960,761 | | February | | | Pounds Cr | | | | | | |
| 03/01/21 | | 18,961,256 | 5,052 | 15,827 | | | 0.059 | 3,422,496 | | | 7,563,170 | | |
| 03/05/21 | | 18,969,678 | 8,422 | | 8.4 | 0.64 | 0.717 | 3,424,232 | 7.9 | 0.61 | 7,569,835 | 8.1 | 0.30 |
| 03/31/21 | | 19,036,724 | 67,046 | | | | | 3,438,199 | | | 7,624,655 | | |
| | 04/01/21 | 19,037,526 | | March | | | Pounds Cr | | | | | | |
| 04/01/21 | | 19,039,130 | 2,406 | 76,765 | | | 0.458 | 3,439,060 | | | 7,626,237 | | |

Italicized red type metered discharge reading was calculated by linear interpolation to 12 midnight.

| Industrial User (Wastewater Discharge) Permit 18-21 Outfall 001 Effluent Limits | | |
|---|---------------------|----------------|
| pH | Hexavalent Chromium | Total Chromium |
| Between 5.0 and 12.4 s.u. | <4.5 mg/L | <7.0 mg/L |

¹ Beginning in September 2018, the Total Chromium lab sample was not filtered. Previously, through August 2018, the sample was filtered (0.45 micron filter).

* On 3/31/18, the MH1 flowmeter face was blank. Upon replacing the batteries, the totalizer reading reverted to 2,472,869 gallons, a difference of -112,848 gallons from the previous known total.

TABLE 2
City of Appleton Compliance Limits, Outfall 001
 N.W. Mauthe Superfund Site - Appleton, WI

| | Aluminum (mg/L) | Arsenic (mg/L) | Cadmium (mg/L) | Chromium Total ¹ (mg/L) | Copper (mg/L) | Cyanide (mg/L) | Lead (mg/L) | Mercury (mg/L) | Nickel (mg/L) | Zinc (mg/L) | Hexavalent Chromium (mg/L) | |
|----------------------|--------------------|-------------------|-------------------|--|------------------|-------------------|----------------|-------------------|------------------|----------------|----------------------------------|--------|
| Permit #18-21 Limits | 70 | 1.0 | 0.3 | 7.0 | 3.5 | 1.0 | 2.0 | 0.002 | 2.0 | 10.0 | 4.5 | |
| Sampler | Sample Date | | | | | | | | | | | |
| CH2M Hill | 02/20/97 | <.02 | <.003 | <.00050 | 0.04 | <.01 | <.00001 | <.005 | <.0002 | <.005 | 0.0051 | <.01 |
| CH2M Hill | 03/24/98 | 0.0152 | <.002 | <.00004 | 0.0637 | <.0095 | <.0017 | <.0006 | <.000015 | <.0095 | 0.0046 | 0.1000 |
| Appleton | 04/29/98 | <.011 | <.002 | <.005 | 0.2200 | <.05 | 0.0020 | <.1 | <.0002 | <.04 | <.005 | NA |
| Appleton | 10/07/98 | <.011 | <.002 | 0.0050 | 0.1700 | <.05 | <.001 | <.1 | <.0002 | <.04 | 0.0250 | NA |
| MCO | 03/18/99 | <.009 | <.003 | <.00031 | NA | .00068**** | <.000032 | <.0024 | <.00005 | .00351**** | <.012 | <.0036 |
| Appleton | 03/18/99 | <.011 | <.002 | <.005 | <.05 | <.05 | 0.0010 | 0.1000 | <.00005 | 0.0400 | 0.0180 | NA |
| Appleton | 09/21/99 | <.011 | <.002 | <.005 | <.05 | <.05 | 0.0030 | <.1 | <.00015 | <.04 | 0.0080 | NA |
| Appleton | 02/15/00 | <.015 | <.0020 | <.005 | 0.0900 | <.05 | <.001 | <.1 | <.00013 | <.04 | 0.0280 | NA |
| MCO | 03/13/00 | <.009 | <.003 | <.00031 | 0.1400 | <.0006 | <.0044 | <.0024 | <.00005 | 0.0012 | <.012 | NA |
| Appleton | 02/21/01 | <.015 | <.002 | <.005 | 0.11 | <.05 | 0.001 | <.1 | <.00013 | <.04 | 0.042 | NA |
| MCO | 03/01/01 | <.034 | <.0027 | .012**** | 0.25 | .0088**** | <.0033 | <.17 | <.00005 | .036**** | 0.015 | <.0036 |
| Appleton | 10/02/01 | 0.016 | <.002 | <.005 | 0.14 | <.05 | <.001 | <.1 | <.00013 | <.04 | 0.065 | NA |
| MCO | 03/19/02 | <.034 | <.0027 | <.0075 | 0.36 | <.0077 | <.0027 | <.17 | <.00005 | <.017 | <.012 | <.0036 |
| Appleton | 05/02/02 | <.049 | <.012 | <.014 | 0.362 | <.015 | <.0014 | <.060 | <.00011 | <.011 | <.009 | NA |
| Appleton | 11/12/02 | 0.027 | <.0082 | <.00053 | 0.23 | <.009 | <.0007 | <.00084 | <.000028 | 0.0044 | 0.0081 | NA |
| Appleton | 02/11/03 | <.027 | <.0082 | <.00053 | 0.086 | <.0009 | <.0014 | <.0013 | <.00028 | 0.0036 | <.0025 | NA |
| Appleton | 03/24/03 | <.045 | <.0027 | <.0088 | 0.13 | 0.075 | <.0050 | <.16 | <.000050 | <.019 | <.0044 | <.0036 |
| Appleton | 10/23/03 | 0.0045 | 0.0013 | <.0001 | 0.221 | <.0008 | <.0005 | <.0006 | 0.0002 | <.025 | <.010 | NA |
| Appleton | 03/24/04 | <.050 | <.0026 | <.010 | 0.15 | <.0060 | <.0050 | <.16 | <.000025 | <.020 | <.010 | NA |
| Appleton | 11/09/04 | 0.0071 | <.0012 | <.0001 | 0.04 | 0.0008 | <.0005 | <.0008 | <.0002 | 0.0013 | <.01 | NA |
| MCO | 08/08/05 | 0.023 | <.0035 | <.0003 | 0.039 | 0.0019 | <.0037 | <.0011 | <.000026 | <.0044 | 0.0024 | <.0005 |
| Appleton | 11/05/06 | 0.0052 | <.0012 | <.0001 | 0.088 | <.0005 | <.0008 | <.0002 | <.0002 | 0.0017 | <.010 | NA |
| Appleton | 02/23/06 | 0.0021 | <.0012 | <.0001 | 0.08 | <.0005 | <.0005 | <.0008 | <.0002 | 0.0022 | <.010 | NA |
| MCO | 03/23/06 | <.020 | <.0076 | <.00074 | 0.32 | 0.0018 | 0.0043 | <.0034 | <.000026 | 0.0033 | <.020 | NA |
| Appleton | 06/27/06 | <.0200 | <.0076 | <.00074 | 0.700 | 0.0016 | <.0094 | <.0034 | <.000072 | 0.0021 | <.020 | <.0350 |
| Appleton | 10/05/06 | 0.037 | <.00011 | <.0001 | 4.575 | 0.0068 | 0.01 | <.001 | <.0002 | 0.0026 | <.010 | NA |
| Appleton | 03/22/07 | <.07 | <.07 | <.01 | 1.9 | 3.5 | <.004 | <.03 | <.0002 | <.04 | <.01 | NA |
| MCO | 04/02/07 | 0.0383 | 0.00024 | 0.00086 | 1.41 | 0.0041 | <.0094 | 0.0013 | <.00019 | 0.0035 | 0.009 | NA |
| Appleton | 12/04/07 | <.07 | <.001 | <.01 | 3.4 | <.01 | 0.008 | <.03 | <.0002 | <.04 | <.01 | 1.5 |
| Appleton | 01/16/08 | 0.21 | <.005 | <.01 | <.03 | 0.02 | 0.017 | 0.06 | 0.003 | <.04 | 0.04 | NA |
| OMNNI | 04/08/08 | 0.0114 | 0.00043 | 0.0011 | 0.864 | 0.0043 | 0.014 J | 0.000095 J | <.0001 | 0.0024 | 0.0071 | 0.063 |
| Appleton | 08/19/08 | <.08 | <.001 | <.01 | 0.95 | <.01 | 0.005 | <.03 | 0.0002 | <.02 | <.01 | NA |
| Appleton | 03/31/09 | <.009 | <.0012 | <.01 | 0.99 | <.01 | <.0008 | <.05 | <.0002 | <.02 | <.01 | NA |
| OMNNI | 04/07/09 | <.0151 | 0.003 J | 0.00040 J | 0.767 | 0.0024 J | <.0060 | <.0014 | <.00010 | 0.0016 J | 0.0137 J | 0.84 |
| Appleton | 09/22/09 | <.08 | <.006 | <.01 | 2.3 | <.01 | <.008 | <.05 | <.0002 | <.02 | <.01 | NA |
| Appleton | 03/02/10 | <.06 | <.0002 | <.01 | 1.6 | <.01 | <.008 | <.03 | <.0002 | <.01 | <.01 | NA |
| OMNNI | 04/06/10 | 0.0501 J | <.0014 | 0.00043 J | 1.16 | 0.0024 J | <.0061 | <.00075 | <.0001 | 0.0023 J | 0.0046 J | 1.3 |
| Appleton | 11/02/10 | <.010 | <.010 | <.01 | 0.71 | <.01 | <.008 | <.03 | <.0002 | <.01 | <.01 | NA |
| Appleton | 02/24/11 | <.08 | <.001 | <.01 | 1.5 | <.01 | 0.008 | <.04 | <.0002 | <.02 | <.01 | NA |
| OMNNI | 04/05/11 | 0.0725 J | 0.0025 J | <.00026 | 0.401 | 0.0028 J | <.0061 | <.0014 | <.00010 | 0.00053 J | 0.0023 J | 0.40 |
| Appleton | 10/26/11 | <.08 | <.005 | <.01 | 1.2 | <.01 | 0.007 | <.04 | <.0002 | <.02 | <.01 | NA |
| Appleton | 03/21/12 | <.11 | <.004 | <.01 | 1.3 | <.01 | 0.007 | <.04 | <.0002 | <.02 | <.01 | NA |
| Terracon | 04/05/12 | <.0695 | <.0047 | <.00039 | 0.696 | 0.014 J | <.0061 | <.0014 | <.00010 | 0.001 J | <.0053 | 0.83 |
| Appleton | 10/04/12 | 0.0865 | 0.0051 | 0.00049 | 1.43 | 0.0028 J | 0.026 | 0.0022 | 0.0001 | 0.00019 J | <.0053 | NA |
| Terracon | 04/11/13 | 0.078 | <.004 | <.00048 | 0.431 | 0.0024 J | <.0038 | <.027 | <.00010 | 0.00013 J | <.0024 | 0.42 |
| Appleton | 04/17/13 | <.0714 | <.0042 | <.00048 | 0.279 | 0.0029 J | <.0038 | <.027 | <.00010 | 0.00062 J | <.0024 | NA |
| Appleton | 11/20/13 | <.0714 | <.0042 | <.00048 | 1.13 | 0.0018 J | 0.0044 J | <.027 | <.00010 | 0.00085 J | 0.0034 J | NA |
| Appleton | 04/15/14 | 0.119 J | <.0068 | <.001 | 0.27 | 0.0036 J | <.060 | <.0016 | <.00010 | <.0013 | <.0058 | NA |
| Terracon | 05/13/14 | 0.116 J | <.0068 | <.001 | 0.273 | 0.0034 J | <.060 | 0.0040 J | <.00010 | <.0013 | 0.0064 J | 0.28 |
| Appleton | 9/24/2014 | <.0655 | <.0068 | <.001 | 0.757 | <.0034 | <.010 | <.0016 | <.00010 | <.0013 | <.0058 | NA |
| Terracon | 4/15/2015 | 0.054 J | <.0072 | <.00060 | 0.858 | 0.0041 J | <.010 | <.0030 | <.00010 | <.0014 | 0.0026 J | 0.92 |
| Appleton | 6/3/2015 | <.0655 | <.0068 | <.001 | 0.504 | <.0034 | <.020 | <.0016 | <.00010 | 0.0013 J | <.0058 | NA |
| Appleton | 10/21/2015 | 0.105 J | <.0068 | <.0010 | 0.676 | <.0034 | <.010 | 0.0024 J | <.00010 | <.0013 | 0.0078 J | NA |
| Terracon | 5/12/2016 | 0.0637 J | <.0072 | <.00060 | 0.645 | <.0036 | <.0068 | <.0030 | <.00013 | 0.0018 J | <.0013 | 0.70 |
| Appleton | 5/17/2016 | <.090 | <.001 | <.010 | 0.530 | <.010 | <.007 | <.030 | <.0002 | <.020 | <.01 | NA |
| Appleton | 11/1/2016 | <.090 | <.010 | <.010 | 0.560 | <.010 | <.007 | <.030 | <.0002 | <.020 | <.010 | NA |
| Appleton | 4/27/2017 | <.060 | <.001 | <.010 | 0.370 | <.010 | 0.007 | <.030 | <.0002 | <.020 | <.010 | NA |
| Terracon | 6/8/2017 | <.0555 | <.0083 | <.0013 | 0.345 | <.0063 | <.0068 | <.0043 | <.00013 | <.0026 | <.0093 | 0.35 |
| Appleton | 11/9/2017 | <.060 | 0.001 | 0.010 | 0.770 | <.010 | <.007 | <.030 | <.0002 | <.020 | <.010 | NA |
| Appleton | 5/22/2018 | NA | <.015 | <.0006 | 0.319 | 0.005 | 0.010 | <.005 | <.0002 | 0.005 | <.002 | NA |
| Terracon | 6/7/2018 | 0.0713 J | <.0083 | <.0013 | 0.382 | <.0063 | <.014 | <.0043 | <.00013 | <.0026 | <.0093 | 0.38 |
| Appleton | 11/14/2018 | NA | 0.020 | 0.001 | 0.325 | 0.004 | <.009 | <.005 | <.0002 | 0.004 | 0.004 | NA |
| Appleton | 4/18/2019 | NA | <.015 | <.0006 | 0.519 | 0.005 | <.005 | <.009 | <.0002 | 0.005 | <.002 | NA |
| Terracon | 7/10/2019 | NA | 0.0091 J | <.0013 | 0.229 | <.0063 | 0.011 J | 0.006 J | <.00013 | 0.0029 J | <.0116 | 0.25 |
| Appleton | 9/18/2019 | NA | <.015 | <.0006 | 0.003 | 0.005 | <.009 | <.005 | <.0002 | 0.004 | <.002 | NA |
| Appleton | 6/4/2020 | NA | <.028 | <.0006 | 0.295 | 0.008 | <.018 | <.007 | <.0002 | 0.008 | <.009 | NA |
| Terracon | 6/4/2020 | NA | <.0083 | <.013 | 0.282 | <.0034 | <.0069 | <.0059 | <.00084 | <.0026 | <.0116 | 0.28 |
| Appleton | 9/30/2020 | NA | <.028 | <.0004 | 0.520 | 0.005 | <.014 | <.007 | <.0002 | 0.006 | <.004 | NA |

J = Estimated concentration detected above the limit of detection and below the limit of quantitation

¹ Beginning in September 2018, the Total Chromium lab sample was not filtered. Previously, through August 2018, the sample was filtered (0.45 micron filter).

January 18, 2021

Scott Hodgson
Terracon, Inc. - Franklin
9856 South 57th Street
Franklin, WI 53132

RE: Project: 58117057 MAUTHE
Pace Project No.: 40220744

Dear Scott Hodgson:

Enclosed are the analytical results for sample(s) received by the laboratory on January 08, 2021. The results relate only to the samples included in this report. Results reported herein conform to the applicable TNI/NELAC Standards and the laboratory's Quality Manual, where applicable, unless otherwise noted in the body of the report.

The test results provided in this final report were generated by each of the following laboratories within the Pace Network:

- Pace Analytical Services - Green Bay

If you have any questions concerning this report, please feel free to contact me.

Sincerely,



Dan Milewsky
dan.milewsky@pacelabs.com
(920)469-2436
Project Manager

Enclosures



REPORT OF LABORATORY ANALYSIS

This report shall not be reproduced, except in full,
without the written consent of Pace Analytical Services, LLC.

CERTIFICATIONS

Project: 58117057 MAUTHE

Pace Project No.: 40220744

Pace Analytical Services Green Bay

1241 Bellevue Street, Green Bay, WI 54302

Florida/NELAP Certification #: E87948

Illinois Certification #: 200050

Kentucky UST Certification #: 82

Louisiana Certification #: 04168

Minnesota Certification #: 055-999-334

New York Certification #: 12064

North Dakota Certification #: R-150

Virginia VELAP ID: 460263

South Carolina Certification #: 83006001

Texas Certification #: T104704529-14-1

Wisconsin Certification #: 405132750

Wisconsin DATCP Certification #: 105-444

USDA Soil Permit #: P330-16-00157

Federal Fish & Wildlife Permit #: LE51774A-0

REPORT OF LABORATORY ANALYSIS

This report shall not be reproduced, except in full,
without the written consent of Pace Analytical Services, LLC.

SAMPLE SUMMARY

Project: 58117057 MAUTHE

Pace Project No.: 40220744

| Lab ID | Sample ID | Matrix | Date Collected | Date Received |
|-------------|---------------|--------|----------------|----------------|
| 40220744001 | OUTFALL - 001 | Water | 01/08/21 06:30 | 01/08/21 12:44 |

REPORT OF LABORATORY ANALYSIS

This report shall not be reproduced, except in full,
without the written consent of Pace Analytical Services, LLC.

SAMPLE ANALYTE COUNT

Project: 58117057 MAUTHE
Pace Project No.: 40220744

| Lab ID | Sample ID | Method | Analysts | Analytes Reported | Laboratory |
|-------------|---------------|-----------------------|----------|-------------------|------------|
| 40220744001 | OUTFALL - 001 | EPA 6010 | TXW | 1 | PASI-G |
| | | SM 3500-Cr B (Online) | HNT | 1 | PASI-G |

PASI-G = Pace Analytical Services - Green Bay

REPORT OF LABORATORY ANALYSIS

This report shall not be reproduced, except in full,
without the written consent of Pace Analytical Services, LLC.

SUMMARY OF DETECTION

Project: 58117057 MAUTHE

Pace Project No.: 40220744

| Lab Sample ID Method | Client Sample ID Parameters | Result | Units | Report Limit | Analyzed | Qualifiers |
|-------------------------|--------------------------------|--------|-------|--------------|----------------|------------|
| 40220744001 | OUTFALL - 001 | | | | | |
| EPA 6010 | Chromium | 461 | ug/L | 10.0 | 01/13/21 14:09 | |
| SM 3500-Cr B (Online) | Chromium, Hexavalent | 0.42 | mg/L | 0.061 | 01/08/21 13:49 | |

REPORT OF LABORATORY ANALYSIS

This report shall not be reproduced, except in full,
without the written consent of Pace Analytical Services, LLC.

PROJECT NARRATIVE

Project: 58117057 MAUTHE

Pace Project No.: 40220744

Method: EPA 6010

Description: 6010 MET ICP

Client: Terracon, Inc. - Franklin

Date: January 18, 2021

General Information:

1 sample was analyzed for EPA 6010 by Pace Analytical Services Green Bay. All samples were received in acceptable condition with any exceptions noted below or on the chain-of custody and/or the sample condition upon receipt form (SCUR) attached at the end of this report.

Hold Time:

The samples were analyzed within the method required hold times with any exceptions noted below.

Sample Preparation:

The samples were prepared in accordance with EPA 3010 with any exceptions noted below.

Initial Calibrations (including MS Tune as applicable):

All criteria were within method requirements with any exceptions noted below.

Continuing Calibration:

All criteria were within method requirements with any exceptions noted below.

Method Blank:

All analytes were below the report limit in the method blank, where applicable, with any exceptions noted below.

Laboratory Control Spike:

All laboratory control spike compounds were within QC limits with any exceptions noted below.

Matrix Spikes:

All percent recoveries and relative percent differences (RPDs) were within acceptance criteria with any exceptions noted below.

Additional Comments:

REPORT OF LABORATORY ANALYSIS

This report shall not be reproduced, except in full,
without the written consent of Pace Analytical Services, LLC.

PROJECT NARRATIVE

Project: 58117057 MAUTHE

Pace Project No.: 40220744

Method: SM 3500-Cr B (Online)

Description: Chromium, Hexavalent

Client: Terracon, Inc. - Franklin

Date: January 18, 2021

General Information:

1 sample was analyzed for SM 3500-Cr B (Online) by Pace Analytical Services Green Bay. All samples were received in acceptable condition with any exceptions noted below or on the chain-of custody and/or the sample condition upon receipt form (SCUR) attached at the end of this report.

Hold Time:

The samples were analyzed within the method required hold times with any exceptions noted below.

Method Blank:

All analytes were below the report limit in the method blank, where applicable, with any exceptions noted below.

Laboratory Control Spike:

All laboratory control spike compounds were within QC limits with any exceptions noted below.

Matrix Spikes:

All percent recoveries and relative percent differences (RPDs) were within acceptance criteria with any exceptions noted below.

Additional Comments:

This data package has been reviewed for quality and completeness and is approved for release.

REPORT OF LABORATORY ANALYSIS

This report shall not be reproduced, except in full,
without the written consent of Pace Analytical Services, LLC.

ANALYTICAL RESULTS

Project: 58117057 MAUTHE

Pace Project No.: 40220744

Sample: OUTFALL - 001 **Lab ID: 40220744001** Collected: 01/08/21 06:30 Received: 01/08/21 12:44 Matrix: Water

| Parameters | Results | Units | LOQ | LOD | DF | Prepared | Analyzed | CAS No. | Qual |
|-----------------------------|---|-------|-------|-------|-----|----------------|----------------|-----------|------|
| 6010 MET ICP | Analytical Method: EPA 6010 Preparation Method: EPA 3010 Pace Analytical Services - Green Bay | | | | | | | | |
| Chromium | 461 | ug/L | 10.0 | 2.5 | 1 | 01/13/21 05:32 | 01/13/21 14:09 | 7440-47-3 | |
| Chromium, Hexavalent | Analytical Method: SM 3500-Cr B (Online) Pace Analytical Services - Green Bay | | | | | | | | |
| Chromium, Hexavalent | 0.42 | mg/L | 0.061 | 0.018 | 2.5 | | 01/08/21 13:49 | | |

REPORT OF LABORATORY ANALYSIS

This report shall not be reproduced, except in full,
without the written consent of Pace Analytical Services, LLC.

QUALITY CONTROL DATA

Project: 58117057 MAUTHE
Pace Project No.: 40220744

| | |
|---------------------------|--|
| QC Batch: 375679 | Analysis Method: EPA 6010 |
| QC Batch Method: EPA 3010 | Analysis Description: 6010 MET |
| | Laboratory: Pace Analytical Services - Green Bay |

Associated Lab Samples: 40220744001

METHOD BLANK: 2169956 Matrix: Water

Associated Lab Samples: 40220744001

| Parameter | Units | Blank Result | Reporting Limit | Analyzed | Qualifiers |
|-----------|-------|--------------|-----------------|----------------|------------|
| Chromium | ug/L | <2.5 | 10.0 | 01/13/21 13:32 | |

LABORATORY CONTROL SAMPLE: 2169957

| Parameter | Units | Spike Conc. | LCS Result | LCS % Rec | % Rec Limits | Qualifiers |
|-----------|-------|-------------|------------|-----------|--------------|------------|
| Chromium | ug/L | 500 | 495 | 99 | 80-120 | |

MATRIX SPIKE & MATRIX SPIKE DUPLICATE: 2169958 2169959

| Parameter | Units | 2169958 | | 2169959 | | MS % Rec | MSD % Rec | % Rec Limits | RPD | Max RPD | Qual | |
|-----------|-------|--------------------|----------------|-----------------|-----------|----------|-----------|--------------|--------|---------|------|------------|
| | | 40220716001 Result | MS Spike Conc. | MSD Spike Conc. | MS Result | | | | | | | MSD Result |
| Chromium | ug/L | 3.8J | 500 | 500 | 495 | 501 | 98 | 99 | 75-125 | 1 | 20 | |

Results presented on this page are in the units indicated by the "Units" column except where an alternate unit is presented to the right of the result.

REPORT OF LABORATORY ANALYSIS

This report shall not be reproduced, except in full,
without the written consent of Pace Analytical Services, LLC.

QUALITY CONTROL DATA

Project: 58117057 MAUTHE
Pace Project No.: 40220744

| | |
|--|--|
| QC Batch: 375446 | Analysis Method: SM 3500-Cr B (Online) |
| QC Batch Method: SM 3500-Cr B (Online) | Analysis Description: Chromium, Hexavalent by 3500 |
| | Laboratory: Pace Analytical Services - Green Bay |

Associated Lab Samples: 40220744001

METHOD BLANK: 2168965 Matrix: Water
Associated Lab Samples: 40220744001

| Parameter | Units | Blank Result | Reporting Limit | Analyzed | Qualifiers |
|----------------------|-------|--------------|-----------------|----------------|------------|
| Chromium, Hexavalent | mg/L | <0.0073 | 0.024 | 01/08/21 13:49 | |

LABORATORY CONTROL SAMPLE: 2168966

| Parameter | Units | Spike Conc. | LCS Result | LCS % Rec | % Rec Limits | Qualifiers |
|----------------------|-------|-------------|------------|-----------|--------------|------------|
| Chromium, Hexavalent | mg/L | 0.3 | 0.32 | 106 | 90-110 | |

MATRIX SPIKE & MATRIX SPIKE DUPLICATE: 2168967 2168968

| Parameter | Units | 2168967 | | 2168968 | | MS % Rec | MSD % Rec | % Rec Limits | RPD | Max RPD | Qual |
|----------------------|-------|----------------|-----------------|-----------|------------|----------|-----------|--------------|--------|---------|------|
| | | MS Spike Conc. | MSD Spike Conc. | MS Result | MSD Result | | | | | | |
| Chromium, Hexavalent | mg/L | 0.42 | 0.75 | 0.75 | 1.2 | 1.2 | 100 | 102 | 90-110 | 1 | 20 |

Results presented on this page are in the units indicated by the "Units" column except where an alternate unit is presented to the right of the result.

REPORT OF LABORATORY ANALYSIS

This report shall not be reproduced, except in full,
without the written consent of Pace Analytical Services, LLC.

QUALIFIERS

Project: 58117057 MAUTHE

Pace Project No.: 40220744

DEFINITIONS

DF - Dilution Factor, if reported, represents the factor applied to the reported data due to dilution of the sample aliquot.

ND - Not Detected at or above LOD.

J - Estimated concentration at or above the LOD and below the LOQ.

LOD - Limit of Detection adjusted for dilution factor, percent moisture, initial weight and final volume.

LOQ - Limit of Quantitation adjusted for dilution factor, percent moisture, initial weight and final volume.

S - Surrogate

1,2-Diphenylhydrazine decomposes to and cannot be separated from Azobenzene using Method 8270. The result for each analyte is a combined concentration.

Consistent with EPA guidelines, unrounded data are displayed and have been used to calculate % recovery and RPD values.

LCS(D) - Laboratory Control Sample (Duplicate)

MS(D) - Matrix Spike (Duplicate)

DUP - Sample Duplicate

RPD - Relative Percent Difference

NC - Not Calculable.

SG - Silica Gel - Clean-Up

U - Indicates the compound was analyzed for, but not detected at or above the adjusted LOD.

N-Nitrosodiphenylamine decomposes and cannot be separated from Diphenylamine using Method 8270. The result reported for each analyte is a combined concentration.

Pace Analytical is TNI accredited. Contact your Pace PM for the current list of accredited analytes.

TNI - The NELAC Institute.

REPORT OF LABORATORY ANALYSIS

This report shall not be reproduced, except in full,
without the written consent of Pace Analytical Services, LLC.


QUALITY CONTROL DATA CROSS REFERENCE TABLE

Project: 58117057 MAUTHE
Pace Project No.: 40220744

| Lab ID | Sample ID | QC Batch Method | QC Batch | Analytical Method | Analytical Batch |
|---------------|------------------|------------------------|-----------------|--------------------------|-------------------------|
| 40220744001 | OUTFALL - 001 | EPA 3010 | 375679 | EPA 6010 | 375738 |
| 40220744001 | OUTFALL - 001 | SM 3500-Cr B (Online) | 375446 | | |

REPORT OF LABORATORY ANALYSIS

This report shall not be reproduced, except in full,
without the written consent of Pace Analytical Services, LLC.

| | | |
|---|---|--|
|  1241 Bellevue Street, Green Bay, WI 54302 | Document Name: Sample Condition Upon Receipt (SCUR) | Document Revised: 26Mar2020 |
| | Document No.: ENV-FRM-GBAY-0014-Rev.00 | Author: Pace Green Bay Quality Office |

Sample Condition Upon Receipt Form (SCUR)

Client Name: Terracon Cons.
 Courier: CS Logistics Fed Ex Speedee UPS Waltco
 Client Pace Other: _____

Project #: _____

WO#: 40220744



Tracking #: _____
Custody Seal on Cooler/Box Present: yes no **Seals intact:** yes no
Custody Seal on Samples Present: yes no **Seals intact:** yes no
Packing Material: Bubble Wrap Bubble Bags None Other
Thermometer Used SR - N/A **Type of Ice:** Wet Blue Dry None Samples on ice, cooling process has begun
Cooler Temperature Uncorr: 20.1 / ICorr: _____

Temp Blank Present: yes no **Biological Tissue is Frozen:** yes no

Temp should be above freezing to 6°C.
 Biota Samples may be received at ≤ 0°C if shipped on Dry Ice.

Person examining contents:
 Date: 1/8/21 / Initials: WA
 Labeled By Initials: WA

| | | |
|---|--|------------------|
| Chain of Custody Present: | <input checked="" type="checkbox"/> Yes <input type="checkbox"/> No <input type="checkbox"/> N/A | 1. |
| Chain of Custody Filled Out: | <input type="checkbox"/> Yes <input checked="" type="checkbox"/> No <input type="checkbox"/> N/A | 2. <u>pg #</u> |
| Chain of Custody Relinquished: | <input checked="" type="checkbox"/> Yes <input type="checkbox"/> No <input type="checkbox"/> N/A | 3. <u>1/8/21</u> |
| Sampler Name & Signature on COC: | <input checked="" type="checkbox"/> Yes <input type="checkbox"/> No <input type="checkbox"/> N/A | 4. |
| Samples Arrived within Hold Time: | <input checked="" type="checkbox"/> Yes <input type="checkbox"/> No | 5. |
| - VOA Samples frozen upon receipt | <input type="checkbox"/> Yes <input type="checkbox"/> No | Date/Time: |
| Short Hold Time Analysis (<72hr): | <input checked="" type="checkbox"/> Yes <input type="checkbox"/> No | 6. |
| Rush Turn Around Time Requested: | <input type="checkbox"/> Yes <input checked="" type="checkbox"/> No | 7. |
| Sufficient Volume: | | 8. |
| For Analysis: <input checked="" type="checkbox"/> Yes <input type="checkbox"/> No MS/MSD: <input type="checkbox"/> Yes <input checked="" type="checkbox"/> No <input type="checkbox"/> N/A | | |
| Correct Containers Used: | <input checked="" type="checkbox"/> Yes <input type="checkbox"/> No | 9. |
| -Pace Containers Used: | <input checked="" type="checkbox"/> Yes <input type="checkbox"/> No <input type="checkbox"/> N/A | |
| -Pace IR Containers Used: | <input type="checkbox"/> Yes <input type="checkbox"/> No <input checked="" type="checkbox"/> N/A | |
| Containers Intact: | <input checked="" type="checkbox"/> Yes <input type="checkbox"/> No | 10. |
| Filtered volume received for Dissolved tests | <input type="checkbox"/> Yes <input type="checkbox"/> No <input checked="" type="checkbox"/> N/A | 11. |
| Sample Labels match COC: | <input checked="" type="checkbox"/> Yes <input type="checkbox"/> No <input type="checkbox"/> N/A | 12. |
| -Includes date/time/ID/Analysis Matrix: <u>W</u> | | |
| Trip Blank Present: | <input type="checkbox"/> Yes <input type="checkbox"/> No <input checked="" type="checkbox"/> N/A | 13. |
| Trip Blank Custody Seals Present | <input type="checkbox"/> Yes <input type="checkbox"/> No <input checked="" type="checkbox"/> N/A | |
| Pace Trip Blank Lot # (if purchased): | | |

Client Notification/ Resolution: _____ If checked, see attached form for additional comments

Person Contacted: _____ Date/Time: _____

Comments/ Resolution: _____

PM Review is documented electronically in LIMs. By releasing the project, the PM acknowledges they have reviewed the sample logir

February 12, 2021

Scott Hodgson
Terracon, Inc. - Franklin
9856 South 57th Street
Franklin, WI 53132

RE: Project: 58117057 MAUTHE
Pace Project No.: 40221910

Dear Scott Hodgson:

Enclosed are the analytical results for sample(s) received by the laboratory on February 05, 2021. The results relate only to the samples included in this report. Results reported herein conform to the applicable TNI/NELAC Standards and the laboratory's Quality Manual, where applicable, unless otherwise noted in the body of the report.

The test results provided in this final report were generated by each of the following laboratories within the Pace Network:

- Pace Analytical Services - Green Bay

If you have any questions concerning this report, please feel free to contact me.

Sincerely,



Dan Milewsky
dan.milewsky@pacelabs.com
(920)469-2436
Project Manager

Enclosures



REPORT OF LABORATORY ANALYSIS

This report shall not be reproduced, except in full,
without the written consent of Pace Analytical Services, LLC.

CERTIFICATIONS

Project: 58117057 MAUTHE

Pace Project No.: 40221910

Pace Analytical Services Green Bay

1241 Bellevue Street, Green Bay, WI 54302

Florida/NELAP Certification #: E87948

Illinois Certification #: 200050

Kentucky UST Certification #: 82

Louisiana Certification #: 04168

Minnesota Certification #: 055-999-334

New York Certification #: 12064

North Dakota Certification #: R-150

Virginia VELAP ID: 460263

South Carolina Certification #: 83006001

Texas Certification #: T104704529-14-1

Wisconsin Certification #: 405132750

Wisconsin DATCP Certification #: 105-444

USDA Soil Permit #: P330-16-00157

Federal Fish & Wildlife Permit #: LE51774A-0

REPORT OF LABORATORY ANALYSIS

This report shall not be reproduced, except in full,
without the written consent of Pace Analytical Services, LLC.

SAMPLE SUMMARY

Project: 58117057 MAUTHE

Pace Project No.: 40221910

| Lab ID | Sample ID | Matrix | Date Collected | Date Received |
|-------------|-------------|--------|----------------|----------------|
| 40221910001 | OUTFALL 001 | Water | 02/05/21 07:00 | 02/05/21 13:05 |

REPORT OF LABORATORY ANALYSIS

This report shall not be reproduced, except in full,
without the written consent of Pace Analytical Services, LLC.

SAMPLE ANALYTE COUNT

Project: 58117057 MAUTHE
Pace Project No.: 40221910

| Lab ID | Sample ID | Method | Analysts | Analytes Reported | Laboratory |
|-------------|-------------|-----------------------|----------|-------------------|------------|
| 40221910001 | OUTFALL 001 | EPA 6010 | TXW | 1 | PASI-G |
| | | SM 3500-Cr B (Online) | DEY | 1 | PASI-G |

PASI-G = Pace Analytical Services - Green Bay

REPORT OF LABORATORY ANALYSIS

This report shall not be reproduced, except in full,
without the written consent of Pace Analytical Services, LLC.

SUMMARY OF DETECTION

Project: 58117057 MAUTHE

Pace Project No.: 40221910

| Lab Sample ID Method | Client Sample ID Parameters | Result | Units | Report Limit | Analyzed | Qualifiers |
|-------------------------|--------------------------------|--------|-------|--------------|----------------|------------|
| 40221910001 | OUTFALL 001 | | | | | |
| EPA 6010 | Chromium | 451 | ug/L | 10.0 | 02/08/21 20:27 | |
| SM 3500-Cr B (Online) | Chromium, Hexavalent | 0.43 | mg/L | 0.061 | 02/05/21 15:43 | |

REPORT OF LABORATORY ANALYSIS

This report shall not be reproduced, except in full,
without the written consent of Pace Analytical Services, LLC.

PROJECT NARRATIVE

Project: 58117057 MAUTHE

Pace Project No.: 40221910

Method: EPA 6010

Description: 6010 MET ICP

Client: Terracon, Inc. - Franklin

Date: February 12, 2021

General Information:

1 sample was analyzed for EPA 6010 by Pace Analytical Services Green Bay. All samples were received in acceptable condition with any exceptions noted below or on the chain-of custody and/or the sample condition upon receipt form (SCUR) attached at the end of this report.

Hold Time:

The samples were analyzed within the method required hold times with any exceptions noted below.

Sample Preparation:

The samples were prepared in accordance with EPA 3010 with any exceptions noted below.

Initial Calibrations (including MS Tune as applicable):

All criteria were within method requirements with any exceptions noted below.

Continuing Calibration:

All criteria were within method requirements with any exceptions noted below.

Method Blank:

All analytes were below the report limit in the method blank, where applicable, with any exceptions noted below.

Laboratory Control Spike:

All laboratory control spike compounds were within QC limits with any exceptions noted below.

Matrix Spikes:

All percent recoveries and relative percent differences (RPDs) were within acceptance criteria with any exceptions noted below.

Additional Comments:

REPORT OF LABORATORY ANALYSIS

This report shall not be reproduced, except in full,
without the written consent of Pace Analytical Services, LLC.

PROJECT NARRATIVE

Project: 58117057 MAUTHE

Pace Project No.: 40221910

Method: SM 3500-Cr B (Online)

Description: Chromium, Hexavalent

Client: Terracon, Inc. - Franklin

Date: February 12, 2021

General Information:

1 sample was analyzed for SM 3500-Cr B (Online) by Pace Analytical Services Green Bay. All samples were received in acceptable condition with any exceptions noted below or on the chain-of custody and/or the sample condition upon receipt form (SCUR) attached at the end of this report.

Hold Time:

The samples were analyzed within the method required hold times with any exceptions noted below.

Method Blank:

All analytes were below the report limit in the method blank, where applicable, with any exceptions noted below.

Laboratory Control Spike:

All laboratory control spike compounds were within QC limits with any exceptions noted below.

Matrix Spikes:

All percent recoveries and relative percent differences (RPDs) were within acceptance criteria with any exceptions noted below.

Additional Comments:

This data package has been reviewed for quality and completeness and is approved for release.

REPORT OF LABORATORY ANALYSIS

This report shall not be reproduced, except in full,
without the written consent of Pace Analytical Services, LLC.

ANALYTICAL RESULTS

Project: 58117057 MAUTHE

Pace Project No.: 40221910

Sample: OUTFALL 001 **Lab ID: 40221910001** Collected: 02/05/21 07:00 Received: 02/05/21 13:05 Matrix: Water

| Parameters | Results | Units | LOQ | LOD | DF | Prepared | Analyzed | CAS No. | Qual |
|-----------------------------|---|-------|-------|-------|-----|----------------|----------------|-----------|------|
| 6010 MET ICP | Analytical Method: EPA 6010 Preparation Method: EPA 3010 Pace Analytical Services - Green Bay | | | | | | | | |
| Chromium | 451 | ug/L | 10.0 | 2.5 | 1 | 02/08/21 05:45 | 02/08/21 20:27 | 7440-47-3 | |
| Chromium, Hexavalent | Analytical Method: SM 3500-Cr B (Online) Pace Analytical Services - Green Bay | | | | | | | | |
| Chromium, Hexavalent | 0.43 | mg/L | 0.061 | 0.018 | 2.5 | | 02/05/21 15:43 | | |

REPORT OF LABORATORY ANALYSIS

This report shall not be reproduced, except in full,
without the written consent of Pace Analytical Services, LLC.

QUALITY CONTROL DATA

Project: 58117057 MAUTHE
Pace Project No.: 40221910

| | |
|---------------------------|--|
| QC Batch: 377281 | Analysis Method: EPA 6010 |
| QC Batch Method: EPA 3010 | Analysis Description: 6010 MET |
| | Laboratory: Pace Analytical Services - Green Bay |

Associated Lab Samples: 40221910001

METHOD BLANK: 2178433 Matrix: Water
Associated Lab Samples: 40221910001

| Parameter | Units | Blank Result | Reporting Limit | Analyzed | Qualifiers |
|-----------|-------|--------------|-----------------|----------------|------------|
| Chromium | ug/L | <2.5 | 10.0 | 02/10/21 14:55 | |

LABORATORY CONTROL SAMPLE: 2178434

| Parameter | Units | Spike Conc. | LCS Result | LCS % Rec | % Rec Limits | Qualifiers |
|-----------|-------|-------------|------------|-----------|--------------|------------|
| Chromium | ug/L | 500 | 515 | 103 | 80-120 | |

MATRIX SPIKE & MATRIX SPIKE DUPLICATE: 2178435 2178436

| Parameter | Units | 2178435 | | 2178436 | | MS % Rec | MSD % Rec | % Rec Limits | RPD | Max RPD | Qual |
|-----------|-------|--------------------|----------------|-----------------|-----------|----------|-----------|--------------|--------|---------|------|
| | | 40221871001 Result | MS Spike Conc. | MSD Spike Conc. | MS Result | | | | | | |
| Chromium | ug/L | <3.0 | 500 | 500 | 526 | 515 | 105 | 103 | 75-125 | 2 | 20 |

Results presented on this page are in the units indicated by the "Units" column except where an alternate unit is presented to the right of the result.

REPORT OF LABORATORY ANALYSIS

This report shall not be reproduced, except in full,
without the written consent of Pace Analytical Services, LLC.

QUALITY CONTROL DATA

Project: 58117057 MAUTHE

Pace Project No.: 40221910

QC Batch: 377251

Analysis Method: SM 3500-Cr B (Online)

QC Batch Method: SM 3500-Cr B (Online)

Analysis Description: Chromium, Hexavalent by 3500

Laboratory: Pace Analytical Services - Green Bay

Associated Lab Samples: 40221910001

METHOD BLANK: 2178150

Matrix: Water

Associated Lab Samples: 40221910001

| Parameter | Units | Blank Result | Reporting Limit | Analyzed | Qualifiers |
|----------------------|-------|--------------|-----------------|----------------|------------|
| Chromium, Hexavalent | mg/L | <0.0073 | 0.024 | 02/05/21 15:43 | |

LABORATORY CONTROL SAMPLE: 2178151

| Parameter | Units | Spike Conc. | LCS Result | LCS % Rec | % Rec Limits | Qualifiers |
|----------------------|-------|-------------|------------|-----------|--------------|------------|
| Chromium, Hexavalent | mg/L | 0.3 | 0.29 | 96 | 90-110 | |

MATRIX SPIKE & MATRIX SPIKE DUPLICATE: 2178153 2178154

| Parameter | Units | 2178153 | | 2178154 | | MS % Rec | MSD % Rec | % Rec Limits | RPD | Max RPD | Qual | |
|----------------------|-------|--------------------|----------------|-----------------|-----------|----------|-----------|--------------|--------|---------|------|------------|
| | | 40221910001 Result | MS Spike Conc. | MSD Spike Conc. | MS Result | | | | | | | MSD Result |
| Chromium, Hexavalent | mg/L | 0.43 | 0.75 | 0.75 | 1.2 | 1.2 | 102 | 103 | 90-110 | 0 | 20 | |

Results presented on this page are in the units indicated by the "Units" column except where an alternate unit is presented to the right of the result.

REPORT OF LABORATORY ANALYSIS

This report shall not be reproduced, except in full,
without the written consent of Pace Analytical Services, LLC.

QUALIFIERS

Project: 58117057 MAUTHE
Pace Project No.: 40221910

DEFINITIONS

DF - Dilution Factor, if reported, represents the factor applied to the reported data due to dilution of the sample aliquot.

ND - Not Detected at or above LOD.

J - Estimated concentration at or above the LOD and below the LOQ.

LOD - Limit of Detection adjusted for dilution factor, percent moisture, initial weight and final volume.

LOQ - Limit of Quantitation adjusted for dilution factor, percent moisture, initial weight and final volume.

S - Surrogate

1,2-Diphenylhydrazine decomposes to and cannot be separated from Azobenzene using Method 8270. The result for each analyte is a combined concentration.

Consistent with EPA guidelines, unrounded data are displayed and have been used to calculate % recovery and RPD values.

LCS(D) - Laboratory Control Sample (Duplicate)

MS(D) - Matrix Spike (Duplicate)

DUP - Sample Duplicate

RPD - Relative Percent Difference

NC - Not Calculable.

SG - Silica Gel - Clean-Up

U - Indicates the compound was analyzed for, but not detected at or above the adjusted LOD.

N-Nitrosodiphenylamine decomposes and cannot be separated from Diphenylamine using Method 8270. The result reported for each analyte is a combined concentration.

Pace Analytical is TNI accredited. Contact your Pace PM for the current list of accredited analytes.

TNI - The NELAC Institute.

REPORT OF LABORATORY ANALYSIS

This report shall not be reproduced, except in full,
without the written consent of Pace Analytical Services, LLC.

QUALITY CONTROL DATA CROSS REFERENCE TABLE

Project: 58117057 MAUTHE
Pace Project No.: 40221910

| Lab ID | Sample ID | QC Batch Method | QC Batch | Analytical Method | Analytical Batch |
|---------------|------------------|------------------------|-----------------|--------------------------|-------------------------|
| 40221910001 | OUTFALL 001 | EPA 3010 | 377281 | EPA 6010 | 377374 |
| 40221910001 | OUTFALL 001 | SM 3500-Cr B (Online) | 377251 | | |

REPORT OF LABORATORY ANALYSIS

This report shall not be reproduced, except in full,
without the written consent of Pace Analytical Services, LLC.

(Please Print Clearly)

Company Name: Terracon
 Branch/Location: Milwaukee
 Project Contact: Scott Hodgson
 Phone: 414-209-7640
 Project Number: 58117057
 Project Name: Mauthe
 Project State: WI
 Sampled By (Print): Dave Hassman
 Sampled By (Sign): [Signature]
 PO #: _____ Regulatory Program: _____



UPPER MIDWEST REGION

MN: 612-607-1700 WI: 920-469-2436

40221910

CHAIN OF CUSTODY

***Preservation Codes**
 A=None B=HCL C=H2SO4 D=HNO3 E=DI Water F=Methanol G=NaOH
 H=Sodium Bisulfate Solution I=Sodium Thiosulfate J=Other

FILTERED?
(YES/NO)
 PRESERVATION
(CODE)*

| Y/N | Pick Letter | Analyses Requested | COLLECTION | | MATRIX |
|-----|-------------|--------------------|------------|--------|--------|
| | | | DATE | TIME | |
| N | D | Total Chromium | 2-5-21 | 7:30 | WW |
| N | A | Hex Chromium | 1-2-50 | 1-2-50 | |

Quote #: _____
 Mail To Contact: _____
 Mail To Company: SAME
 Mail To Address: _____
 Invoice To Contact: _____
 Invoice To Company: _____
 Invoice To Address: _____
 Invoice To Phone: _____
 CLIENT COMMENTS: _____
 LAB COMMENTS (Lab Use Only): _____
 Profile #: _____


Data Package Options (billable)
 EPA Level III
 EPA Level IV

MS/MSD
 On your sample (billable)
 NOT needed on your sample

Matrix Codes
 A = Air W = Water
 B = Biota DW = Drinking Water
 C = Charcoal GW = Ground Water
 O = Oil SW = Surface Water
 S = Soil WW = Waste Water
 Sl = Sludge WP = Wipe

| PACE LAB # | CLIENT FIELD ID | COLLECTION | | MATRIX |
|------------|-----------------|------------|------|--------|
| | | DATE | TIME | |
| 001 | OUTFALL 001 | 2-5-21 | 7:30 | WW |

| | | | |
|--|--|---|---|
| Rush Turnaround Time Requested - Prelims (Rush TAT subject to approval/surcharge) Date Needed: _____ Transmit Prelim Rush Results by (complete what you want): _____ Email #1: _____ Email #2: _____ Telephone: _____ Fax: _____ Samples on HOLD are subject to special pricing and release of liability | Relinquished By: <u>[Signature]</u> Date/Time: <u>2-5-21 18:30</u> Relinquished By: <u>Sam Egg Pace</u> Date/Time: <u>2/5/21 1305</u> Relinquished By: _____ Date/Time: _____ Relinquished By: _____ Date/Time: _____ | Received By: <u>[Signature]</u> Date/Time: <u>2/5/21 0945</u> Received By: <u>[Signature]</u> Date/Time: <u>2-5-21 1305</u> Received By: <u>[Signature]</u> Date/Time: _____ Received By: _____ Date/Time: _____ | PACE Project No. <u>40221910</u> Receipt Temp = <u>20°C</u> Sample Receipt pH <u>OK</u> Adjusted Cooler Custody Seal Present <u>Not Present</u> Intact / Not Intact |
|--|--|---|---|

| | | |
|---|---|--|
|  1241 Bellevue Street, Green Bay, WI 54302 | Document Name: Sample Condition Upon Receipt (SCUR) | Document Revised: 26Mar2020 |
| | Document No.: ENV-FRM-GBAY-0014-Rev.00 | Author: Pace Green Bay Quality Office |

Sample Condition Upon Receipt Form (SCUR)

Client Name: Terracon
Courier: CS Logistics Fed Ex Speedee UPS Waltco
 Client Pace Other: _____

Project #: _____

WO#: 40221910



40221910

Tracking #: _____
Custody Seal on Cooler/Box Present: yes no **Seals intact:** yes no
Custody Seal on Samples Present: yes no **Seals intact:** yes no
Packing Material: Bubble Wrap Bubble Bags None Other
Thermometer Used SR - N/A **Type of Ice:** Wet Blue Dry None Samples on ice, cooling process has begun
Cooler Temperature Uncorr: ROI / ICorr: _____
Temp Blank Present: yes no **Biological Tissue is Frozen:** yes no

Person examining contents:

Date: 2-5-21 / Initials: SKU

Labeled By Initials: NSA

Temp should be above freezing to 6°C.
 Biota Samples may be received at ≤ 0°C if shipped on Dry Ice.

| | | |
|---|--|------------|
| Chain of Custody Present: | <input checked="" type="checkbox"/> Yes <input type="checkbox"/> No <input type="checkbox"/> N/A | 1. |
| Chain of Custody Filled Out: | <input checked="" type="checkbox"/> Yes <input type="checkbox"/> No <input type="checkbox"/> N/A | 2. |
| Chain of Custody Relinquished: | <input checked="" type="checkbox"/> Yes <input type="checkbox"/> No <input type="checkbox"/> N/A | 3. |
| Sampler Name & Signature on COC: | <input checked="" type="checkbox"/> Yes <input type="checkbox"/> No <input type="checkbox"/> N/A | 4. |
| Samples Arrived within Hold Time: | <input checked="" type="checkbox"/> Yes <input type="checkbox"/> No | 5. |
| - VOA Samples frozen upon receipt | <input type="checkbox"/> Yes <input type="checkbox"/> No | Date/Time: |
| Short Hold Time Analysis (<72hr): | <input checked="" type="checkbox"/> Yes <input type="checkbox"/> No | 6. |
| Rush Turn Around Time Requested: | <input type="checkbox"/> Yes <input checked="" type="checkbox"/> No | 7. |
| Sufficient Volume: | | 8. |
| For Analysis: <input checked="" type="checkbox"/> Yes <input type="checkbox"/> No MS/MSD: <input type="checkbox"/> Yes <input checked="" type="checkbox"/> No <input type="checkbox"/> N/A | | |
| Correct Containers Used: | <input checked="" type="checkbox"/> Yes <input type="checkbox"/> No | 9. |
| -Pace Containers Used: | <input checked="" type="checkbox"/> Yes <input type="checkbox"/> No <input type="checkbox"/> N/A | |
| -Pace IR Containers Used: | <input type="checkbox"/> Yes <input type="checkbox"/> No <input checked="" type="checkbox"/> N/A | |
| Containers Intact: | <input checked="" type="checkbox"/> Yes <input type="checkbox"/> No | 10. |
| Filtered volume received for Dissolved tests | <input type="checkbox"/> Yes <input type="checkbox"/> No <input checked="" type="checkbox"/> N/A | 11. |
| Sample Labels match COC: | <input checked="" type="checkbox"/> Yes <input type="checkbox"/> No <input type="checkbox"/> N/A | 12. |
| -Includes date/time/ID/Analysis Matrix: <u>W</u> | | |
| Trip Blank Present: | <input type="checkbox"/> Yes <input type="checkbox"/> No <input checked="" type="checkbox"/> N/A | 13. |
| Trip Blank Custody Seals Present | <input type="checkbox"/> Yes <input type="checkbox"/> No <input checked="" type="checkbox"/> N/A | |
| Pace Trip Blank Lot # (if purchased): | | |

Client Notification/ Resolution: _____ If checked, see attached form for additional comments
 Person Contacted: _____ Date/Time: _____
 Comments/ Resolution: _____

March 16, 2021

Scott Hodgson
Terracon, Inc. - Franklin
9856 South 57th Street
Franklin, WI 53132

RE: Project: 58117057 MAUTHE
Pace Project No.: 40222986

Dear Scott Hodgson:


Enclosed are the analytical results for sample(s) received by the laboratory on March 05, 2021. The results relate only to the samples included in this report. Results reported herein conform to the applicable TNI/NELAC Standards and the laboratory's Quality Manual, where applicable, unless otherwise noted in the body of the report.

The test results provided in this final report were generated by each of the following laboratories within the Pace Network:

- Pace Analytical Services - Green Bay

If you have any questions concerning this report, please feel free to contact me.

Sincerely,



Dan Milewsky
dan.milewsky@pacelabs.com
(920)469-2436
Project Manager

Enclosures



REPORT OF LABORATORY ANALYSIS

This report shall not be reproduced, except in full,
without the written consent of Pace Analytical Services, LLC.

CERTIFICATIONS

Project: 58117057 MAUTHE

Pace Project No.: 40222986

Pace Analytical Services Green Bay

1241 Bellevue Street, Green Bay, WI 54302

Florida/NELAP Certification #: E87948

Illinois Certification #: 200050

Kentucky UST Certification #: 82

Louisiana Certification #: 04168

Minnesota Certification #: 055-999-334

New York Certification #: 12064

North Dakota Certification #: R-150

Virginia VELAP ID: 460263

South Carolina Certification #: 83006001

Texas Certification #: T104704529-14-1

Wisconsin Certification #: 405132750

Wisconsin DATCP Certification #: 105-444

USDA Soil Permit #: P330-16-00157

Federal Fish & Wildlife Permit #: LE51774A-0

REPORT OF LABORATORY ANALYSIS

This report shall not be reproduced, except in full,
without the written consent of Pace Analytical Services, LLC.

SAMPLE SUMMARY

Project: 58117057 MAUTHE

Pace Project No.: 40222986

| Lab ID | Sample ID | Matrix | Date Collected | Date Received |
|---------------|------------------|---------------|-----------------------|----------------------|
| 40222986001 | OUTFALL-001 | Water | 03/05/21 06:45 | 03/05/21 13:50 |

REPORT OF LABORATORY ANALYSIS

This report shall not be reproduced, except in full,
without the written consent of Pace Analytical Services, LLC.

SAMPLE ANALYTE COUNT

Project: 58117057 MAUTHE
Pace Project No.: 40222986

| Lab ID | Sample ID | Method | Analysts | Analytes Reported | Laboratory |
|-------------|-------------|-----------------------|----------|-------------------|------------|
| 40222986001 | OUTFALL-001 | EPA 6010 | TXW | 1 | PASI-G |
| | | SM 3500-Cr B (Online) | HNT | 1 | PASI-G |

PASI-G = Pace Analytical Services - Green Bay

REPORT OF LABORATORY ANALYSIS

This report shall not be reproduced, except in full,
without the written consent of Pace Analytical Services, LLC.

SUMMARY OF DETECTION

Project: 58117057 MAUTHE

Pace Project No.: 40222986

| Lab Sample ID Method | Client Sample ID Parameters | Result | Units | Report Limit | Analyzed | Qualifiers |
|-------------------------|--------------------------------|--------|-------|--------------|----------------|------------|
| 40222986001 | OUTFALL-001 | | | | | |
| EPA 6010 | Chromium | 717 | ug/L | 10.0 | 03/11/21 21:02 | |
| SM 3500-Cr B (Online) | Chromium, Hexavalent | 0.64 | mg/L | 0.061 | 03/05/21 14:59 | |

REPORT OF LABORATORY ANALYSIS

This report shall not be reproduced, except in full,
without the written consent of Pace Analytical Services, LLC.

PROJECT NARRATIVE

Project: 58117057 MAUTHE

Pace Project No.: 40222986

Method: EPA 6010

Description: 6010 MET ICP

Client: Terracon, Inc. - Franklin

Date: March 16, 2021

General Information:

1 sample was analyzed for EPA 6010 by Pace Analytical Services Green Bay. All samples were received in acceptable condition with any exceptions noted below or on the chain-of custody and/or the sample condition upon receipt form (SCUR) attached at the end of this report.

Hold Time:

The samples were analyzed within the method required hold times with any exceptions noted below.

Sample Preparation:

The samples were prepared in accordance with EPA 3010 with any exceptions noted below.

Initial Calibrations (including MS Tune as applicable):

All criteria were within method requirements with any exceptions noted below.

Continuing Calibration:

All criteria were within method requirements with any exceptions noted below.

Method Blank:

All analytes were below the report limit in the method blank, where applicable, with any exceptions noted below.

Laboratory Control Spike:

All laboratory control spike compounds were within QC limits with any exceptions noted below.

Matrix Spikes:

All percent recoveries and relative percent differences (RPDs) were within acceptance criteria with any exceptions noted below.

Additional Comments:

REPORT OF LABORATORY ANALYSIS

This report shall not be reproduced, except in full,
without the written consent of Pace Analytical Services, LLC.

PROJECT NARRATIVE

Project: 58117057 MAUTHE

Pace Project No.: 40222986

Method: SM 3500-Cr B (Online)

Description: Chromium, Hexavalent

Client: Terracon, Inc. - Franklin

Date: March 16, 2021

General Information:

1 sample was analyzed for SM 3500-Cr B (Online) by Pace Analytical Services Green Bay. All samples were received in acceptable condition with any exceptions noted below or on the chain-of custody and/or the sample condition upon receipt form (SCUR) attached at the end of this report.

Hold Time:

The samples were analyzed within the method required hold times with any exceptions noted below.

Method Blank:

All analytes were below the report limit in the method blank, where applicable, with any exceptions noted below.

Laboratory Control Spike:

All laboratory control spike compounds were within QC limits with any exceptions noted below.

Matrix Spikes:

All percent recoveries and relative percent differences (RPDs) were within acceptance criteria with any exceptions noted below.

Additional Comments:

This data package has been reviewed for quality and completeness and is approved for release.

REPORT OF LABORATORY ANALYSIS

This report shall not be reproduced, except in full,
without the written consent of Pace Analytical Services, LLC.

ANALYTICAL RESULTS

Project: 58117057 MAUTHE

Pace Project No.: 40222986

Sample: OUTFALL-001 **Lab ID: 40222986001** Collected: 03/05/21 06:45 Received: 03/05/21 13:50 Matrix: Water

| Parameters | Results | Units | LOQ | LOD | DF | Prepared | Analyzed | CAS No. | Qual |
|-----------------------------|---|-------|-------|-------|-----|----------------|----------------|-----------|------|
| 6010 MET ICP | Analytical Method: EPA 6010 Preparation Method: EPA 3010 Pace Analytical Services - Green Bay | | | | | | | | |
| Chromium | 717 | ug/L | 10.0 | 2.5 | 1 | 03/11/21 06:57 | 03/11/21 21:02 | 7440-47-3 | |
| Chromium, Hexavalent | Analytical Method: SM 3500-Cr B (Online) Pace Analytical Services - Green Bay | | | | | | | | |
| Chromium, Hexavalent | 0.64 | mg/L | 0.061 | 0.018 | 2.5 | | 03/05/21 14:59 | | |

REPORT OF LABORATORY ANALYSIS

This report shall not be reproduced, except in full,
without the written consent of Pace Analytical Services, LLC.

QUALITY CONTROL DATA

Project: 58117057 MAUTHE

Pace Project No.: 40222986

QC Batch: 379454

Analysis Method: EPA 6010

QC Batch Method: EPA 3010

Analysis Description: 6010 MET

Laboratory: Pace Analytical Services - Green Bay

Associated Lab Samples: 40222986001

METHOD BLANK: 2188499

Matrix: Water

Associated Lab Samples: 40222986001

| Parameter | Units | Blank Result | Reporting Limit | Analyzed | Qualifiers |
|-----------|-------|--------------|-----------------|----------------|------------|
| Chromium | ug/L | <2.5 | 10.0 | 03/11/21 20:39 | |

LABORATORY CONTROL SAMPLE: 2188500

| Parameter | Units | Spike Conc. | LCS Result | LCS % Rec | % Rec Limits | Qualifiers |
|-----------|-------|-------------|------------|-----------|--------------|------------|
| Chromium | ug/L | 500 | 471 | 94 | 80-120 | |

MATRIX SPIKE & MATRIX SPIKE DUPLICATE: 2188501 2188502

| Parameter | Units | 2188501 | | 2188502 | | MS % Rec | MSD % Rec | % Rec Limits | RPD | Max RPD | Qual |
|-----------|-------|--------------------|----------------|-----------------|-----------|----------|-----------|--------------|--------|---------|------|
| | | 40223105001 Result | MS Spike Conc. | MSD Spike Conc. | MS Result | | | | | | |
| Chromium | ug/L | <2.5 | 500 | 500 | 481 | 475 | 96 | 95 | 75-125 | 1 | 20 |

Results presented on this page are in the units indicated by the "Units" column except where an alternate unit is presented to the right of the result.

REPORT OF LABORATORY ANALYSIS

This report shall not be reproduced, except in full,
without the written consent of Pace Analytical Services, LLC.

QUALITY CONTROL DATA

Project: 58117057 MAUTHE
Pace Project No.: 40222986

| | |
|--|--|
| QC Batch: 379101 | Analysis Method: SM 3500-Cr B (Online) |
| QC Batch Method: SM 3500-Cr B (Online) | Analysis Description: Chromium, Hexavalent by 3500 |
| | Laboratory: Pace Analytical Services - Green Bay |

Associated Lab Samples: 40222986001

METHOD BLANK: 2186853 Matrix: Water
Associated Lab Samples: 40222986001

| Parameter | Units | Blank Result | Reporting Limit | Analyzed | Qualifiers |
|----------------------|-------|--------------|-----------------|----------------|------------|
| Chromium, Hexavalent | mg/L | <0.0073 | 0.024 | 03/05/21 14:58 | |

LABORATORY CONTROL SAMPLE: 2186854

| Parameter | Units | Spike Conc. | LCS Result | LCS % Rec | % Rec Limits | Qualifiers |
|----------------------|-------|-------------|------------|-----------|--------------|------------|
| Chromium, Hexavalent | mg/L | 0.3 | 0.28 | 94 | 90-110 | |

MATRIX SPIKE & MATRIX SPIKE DUPLICATE: 2186855 2186856

| Parameter | Units | 2186855 | | 2186856 | | MS % Rec | MSD % Rec | % Rec Limits | RPD | Max RPD | Qual | |
|----------------------|-------|--------------------|----------------|-----------------|-----------|----------|-----------|--------------|--------|---------|------|------------|
| | | 40222986001 Result | MS Spike Conc. | MSD Spike Conc. | MS Result | | | | | | | MSD Result |
| Chromium, Hexavalent | mg/L | 0.64 | 0.75 | 0.75 | 1.4 | 1.4 | 102 | 104 | 90-110 | 1 | 20 | |

Results presented on this page are in the units indicated by the "Units" column except where an alternate unit is presented to the right of the result.

REPORT OF LABORATORY ANALYSIS

This report shall not be reproduced, except in full,
without the written consent of Pace Analytical Services, LLC.

QUALIFIERS

Project: 58117057 MAUTHE

Pace Project No.: 40222986

DEFINITIONS

DF - Dilution Factor, if reported, represents the factor applied to the reported data due to dilution of the sample aliquot.

ND - Not Detected at or above LOD.

J - Estimated concentration at or above the LOD and below the LOQ.

LOD - Limit of Detection adjusted for dilution factor, percent moisture, initial weight and final volume.

LOQ - Limit of Quantitation adjusted for dilution factor, percent moisture, initial weight and final volume.

S - Surrogate

1,2-Diphenylhydrazine decomposes to and cannot be separated from Azobenzene using Method 8270. The result for each analyte is a combined concentration.

Consistent with EPA guidelines, unrounded data are displayed and have been used to calculate % recovery and RPD values.

LCS(D) - Laboratory Control Sample (Duplicate)

MS(D) - Matrix Spike (Duplicate)

DUP - Sample Duplicate

RPD - Relative Percent Difference

NC - Not Calculable.

SG - Silica Gel - Clean-Up

U - Indicates the compound was analyzed for, but not detected at or above the adjusted LOD.

N-Nitrosodiphenylamine decomposes and cannot be separated from Diphenylamine using Method 8270. The result reported for each analyte is a combined concentration.

Pace Analytical is TNI accredited. Contact your Pace PM for the current list of accredited analytes.

TNI - The NELAC Institute.

REPORT OF LABORATORY ANALYSIS

This report shall not be reproduced, except in full,
without the written consent of Pace Analytical Services, LLC.

QUALITY CONTROL DATA CROSS REFERENCE TABLE

Project: 58117057 MAUTHE
Pace Project No.: 40222986

| Lab ID | Sample ID | QC Batch Method | QC Batch | Analytical Method | Analytical Batch |
|-------------|-------------|-----------------------|----------|-------------------|------------------|
| 40222986001 | OUTFALL-001 | EPA 3010 | 379454 | EPA 6010 | 379532 |
| 40222986001 | OUTFALL-001 | SM 3500-Cr B (Online) | 379101 | | |

REPORT OF LABORATORY ANALYSIS

This report shall not be reproduced, except in full,
without the written consent of Pace Analytical Services, LLC.

Sample Preservation Receipt Form

Client Name: Terracon

Project # 4022986

All containers needing preservation have been checked and noted below: Yes No N/A

Initial when completed: MAA Date/Time:

Lab Lot# of pH paper: 1004194 Lab Std #ID of preservation (if pH adjusted):

| Pace Lab # | Glass | | | | | | | Plastic | | | | | Vials | | | | | Jars | | | | General | | | VOA Vials (>6mm) * | H2SO4 pH ≤2 | NaOH+Zn Act pH ≥9 | NaOH pH ≥12 | HNO3 pH ≤2 | pH after adjusted | Volume (mL) | | | | |
|------------|-------|------|------|------|------|------|------|---------|------|------|------|------|-------|------|------|------|------|------|------|------|------|---------|------|------|--------------------|-------------|-------------------|-------------|------------|-------------------|-------------|----|---|--------------|--------------|
| | AG1U | BG1U | AG1H | AG4S | AG4U | AG5U | AG2S | BP1U | BP3U | BP3B | BP3N | BP3S | VG9A | DG9T | VG9U | VG9H | VG9M | VG9D | JGFU | JG9U | WGFU | WPFU | SP5T | ZPLC | | | | | | | | GN | | | |
| 001 | | | | | | | | | - | | - | | | | | | | | | | | | | | | | | | | | | | X | | 2.5 / 5 / 10 |
| 002 | | | | | | | | | | | | | | | | | | | | | | | | | | | | | | | | | | 2.5 / 5 / 10 | |
| 003 | | | | | | | | | | | | | | | | | | | | | | | | | | | | | | | | | | 2.5 / 5 / 10 | |
| 004 | | | | | | | | | | | | | | | | | | | | | | | | | | | | | | | | | | 2.5 / 5 / 10 | |
| 005 | | | | | | | | | | | | | | | | | | | | | | | | | | | | | | | | | | 2.5 / 5 / 10 | |
| 006 | | | | | | | | | | | | | | | | | | | | | | | | | | | | | | | | | | 2.5 / 5 / 10 | |
| 007 | | | | | | | | | | | | | | | | | | | | | | | | | | | | | | | | | | 2.5 / 5 / 10 | |
| 008 | | | | | | | | | | | | | | | | | | | | | | | | | | | | | | | | | | 2.5 / 5 / 10 | |
| 009 | | | | | | | | | | | | | | | | | | | | | | | | | | | | | | | | | | 2.5 / 5 / 10 | |
| 010 | | | | | | | | | | | | | | | | | | | | | | | | | | | | | | | | | | 2.5 / 5 / 10 | |
| 011 | | | | | | | | | | | | | | | | | | | | | | | | | | | | | | | | | | 2.5 / 5 / 10 | |
| 012 | | | | | | | | | | | | | | | | | | | | | | | | | | | | | | | | | | 2.5 / 5 / 10 | |
| 013 | | | | | | | | | | | | | | | | | | | | | | | | | | | | | | | | | | 2.5 / 5 / 10 | |
| 014 | | | | | | | | | | | | | | | | | | | | | | | | | | | | | | | | | | 2.5 / 5 / 10 | |
| 015 | | | | | | | | | | | | | | | | | | | | | | | | | | | | | | | | | | 2.5 / 5 / 10 | |
| 016 | | | | | | | | | | | | | | | | | | | | | | | | | | | | | | | | | | 2.5 / 5 / 10 | |
| 017 | | | | | | | | | | | | | | | | | | | | | | | | | | | | | | | | | | 2.5 / 5 / 10 | |
| 018 | | | | | | | | | | | | | | | | | | | | | | | | | | | | | | | | | | 2.5 / 5 / 10 | |
| 019 | | | | | | | | | | | | | | | | | | | | | | | | | | | | | | | | | | 2.5 / 5 / 10 | |
| 020 | | | | | | | | | | | | | | | | | | | | | | | | | | | | | | | | | | 2.5 / 5 / 10 | |

3/5/21
MAA

Exceptions to preservation check: VOA, Coliform, TOC, TOX, TOH, O&G, WI DRO, Phenolics, Other: _____ Headspace in VOA Vials (>6mm) : Yes No N/A *If yes look in headspace column

| | | | | | | | |
|------|---------------------------|------|------------------------|------|-------------------------|------|-------------------------------|
| AG1U | 1 liter amber glass | BP1U | 1 liter plastic unpres | VG9A | 40 mL clear ascorbic | JGFU | 4 oz amber jar unpres |
| BG1U | 1 liter clear glass | BP3U | 250 mL plastic unpres | DG9T | 40 mL amber Na Thio | JG9U | 9 oz amber jar unpres |
| AG1H | 1 liter amber glass HCL | BP3B | 250 mL plastic NaOH | VG9U | 40 mL clear vial unpres | WGFU | 4 oz clear jar unpres |
| AG4S | 125 mL amber glass H2SO4 | BP3N | 250 mL plastic HNO3 | VG9H | 40 mL clear vial HCL | WPFU | 4 oz plastic jar unpres |
| AG4U | 120 mL amber glass unpres | BP3S | 250 mL plastic H2SO4 | VG9M | 40 mL clear vial MeOH | SP5T | 120 mL plastic Na Thiosulfate |
| AG5U | 100 mL amber glass unpres | | | VG9D | 40 mL clear vial DI | ZPLC | ziploc bag |
| AG2S | 500 mL amber glass H2SO4 | | | | | GN | |
| BG3U | 250 mL clear glass unpres | | | | | | |



1241 Bellevue Street, Green Bay, WI 54302

Document Name:
Sample Condition Upon Receipt (SCUR)

Document Revised: 26Mar2020

Document No.:
ENV-FRM-GBAY-0014-Rev.00

Author:
Pace Green Bay Quality Office

Sample Condition Upon Receipt Form (SCUR)

Client Name: Terrace

Project #:

WO#: **40222986**



Courier: CS Logistics Fed Ex Speedee UPS Walco
 Client Pace Other: _____

Tracking #: _____

Custody Seal on Cooler/Box Present: yes no Seals intact: yes no

Custody Seal on Samples Present: yes no Seals intact: yes no

Packing Material: Bubble Wrap Bubble Bags None Other

Thermometer Used SR - N/A Type of Ice: Wet Blue Dry None Samples on ice, cooling process has begun

Cooler Temperature Uncorr: ROI / Corr: _____

Temp Blank Present: yes no

Biological Tissue is Frozen: yes no

Person examining contents:
3/5/21
Date: _____ / Initials: MA

Temp should be above freezing to 6°C.
Biota Samples may be received at ≤ 0°C if shipped on Dry Ice.

Labeled By Initials: SRK

| | | |
|--|--|---------------|
| Chain of Custody Present: | <input checked="" type="checkbox"/> Yes <input type="checkbox"/> No <input type="checkbox"/> N/A | 1. |
| Chain of Custody Filled Out: | <input type="checkbox"/> Yes <input checked="" type="checkbox"/> No <input type="checkbox"/> N/A | 2. <u>pg#</u> |
| Chain of Custody Relinquished: | <input checked="" type="checkbox"/> Yes <input type="checkbox"/> No <input type="checkbox"/> N/A | 3. |
| Sampler Name & Signature on COC: | <input checked="" type="checkbox"/> Yes <input type="checkbox"/> No <input type="checkbox"/> N/A | 4. |
| Samples Arrived within Hold Time: | <input checked="" type="checkbox"/> Yes <input type="checkbox"/> No | 5. |
| - VOA Samples frozen upon receipt | <input type="checkbox"/> Yes <input type="checkbox"/> No | Date/Time: |
| Short Hold Time Analysis (<72hr): <u>3/5/21 MA</u> | <input checked="" type="checkbox"/> Yes <input type="checkbox"/> No | 6. |
| Rush Turn Around Time Requested: | <input type="checkbox"/> Yes <input checked="" type="checkbox"/> No | 7. |
| Sufficient Volume: | | 8. |
| For Analysis: <input checked="" type="checkbox"/> Yes <input type="checkbox"/> No MS/MSD: <input type="checkbox"/> Yes <input checked="" type="checkbox"/> No <input type="checkbox"/> N/A | | |
| Correct Containers Used: | <input checked="" type="checkbox"/> Yes <input type="checkbox"/> No | 9. |
| -Pace Containers Used: | <input checked="" type="checkbox"/> Yes <input type="checkbox"/> No <input type="checkbox"/> N/A | |
| -Pace IR Containers Used: | <input type="checkbox"/> Yes <input type="checkbox"/> No <input checked="" type="checkbox"/> N/A | |
| Containers Intact: | <input checked="" type="checkbox"/> Yes <input type="checkbox"/> No | 10. |
| Filtered volume received for Dissolved tests | <input type="checkbox"/> Yes <input type="checkbox"/> No <input checked="" type="checkbox"/> N/A | 11. |
| Sample Labels match COC: | <input checked="" type="checkbox"/> Yes <input type="checkbox"/> No <input type="checkbox"/> N/A | 12. |
| -Includes date/time/ID/Analysis Matrix: <u>W</u> | | |
| Trip Blank Present: | <input type="checkbox"/> Yes <input type="checkbox"/> No <input checked="" type="checkbox"/> N/A | 13. |
| Trip Blank Custody Seals Present | <input type="checkbox"/> Yes <input type="checkbox"/> No <input checked="" type="checkbox"/> N/A | |
| Pace Trip Blank Lot # (if purchased): _____ | | |

Client Notification/ Resolution: _____ If checked, see attached form for additional comments
Person Contacted: _____ Date/Time: _____
Comments/ Resolution: _____

PM Review is documented electronically in LIMs. By releasing the project, the PM acknowledges they have reviewed the sample logir