

October 5, 2021



Environmental Programs Coordinator
Appleton Wastewater Treatment Facility
2006 East Newberry Street
Appleton, Wisconsin 54915-2758

Attn: Mr. Brian Kreski (electronic)
Phone: (920) 832-2353
Mobile: (920) 419-0649
Fax: (920) 832-5949

Re: **2021 Third Quarter Compliance Monitoring Report, Industrial User (Wastewater Discharge) Permit #21-21**
N.W. Mauthe Superfund Site
725 South Outagamie Street
Appleton, Wisconsin
Terracon Project No. 58117057
BRRTS No. 02-45-000127

Dear Mr. Kreski:

Terracon Consultants, Inc. (Terracon) is pleased to submit this quarterly process compliance report for the N.W. Mauthe Superfund site, 725 South Outagamie Street, Appleton, Wisconsin. This report is submitted in conformance with the City of Appleton Industrial User No. 21-21, issued on May 31, 2021, which expires on May 31, 2024. This report covers the period of July 1, 2021, through September 30, 2021, which included monthly effluent compliance monitoring sampling. The monthly results are summarized in the attached Table 1.

The flow monitoring and sampling activities were conducted monthly at the effluent discharge point, prior to Outfall 001. During this reporting period, local limit compliance monitoring samples were not collected by either the City of Appleton or Terracon. Historical results are presented in the attached Table 2.

As noted in the 2012 Fourth Quarter Process Compliance Report the system was replumbed during October 2012. Consequently, a greater volume of water is retained within the equalization tank and sampling occurs directly from the port on the equalization tank discharge pipe. Due to the improvement in the system plumbing, Terracon has collected the composite effluent sample directly from the tank effluent piping during the 2021 sampling events.

Approximately 250 milliliters (mL) of the collected sample was transferred to a new, clean 250-mL plastic bottle provided by the laboratory. This unfiltered and unpreserved sample was



Terracon Consultants, Inc. 9856 South 57th Street Franklin, Wisconsin 53132
P [414] 423 0255 F [414] 423 0566 terracon.com

Geotechnical



Environmental



Construction Materials



Facilities

2021 Third Quarter Compliance Monitoring Report

N.W. Mauthe Superfund Site ■ Appleton, Wisconsin

October 5, 2021 ■ Terracon Project No. 58117057



submitted to Pace Analytical (Pace) laboratory (Green Bay, Wisconsin) for analysis of hexavalent chromium. An additional aliquot of the original sample was transferred to a clean, new 250-mL plastic bottle with nitric acid preservative provided by the laboratory. This unfiltered, preserved sample was submitted to Pace for analysis of total chromium. The laboratory analytic test reports and chain-of-custody record for each of the three monthly sampling rounds (July, August, and September 2021) are attached. After the laboratory samples were prepared, the pH of the remaining collected discharge sample was measured with an Oakton pHTestrs.

The attached table summarizes the total metered discharge readings, pH measurements, and laboratory test results. Monthly discharge totals were calculated by linear interpolation of the actual meter readings. Total discharge during the reporting period was 218,421 gallons with a mean daily flow of approximately 2,374 gallons per day. Based on the laboratory results, there were no exceedances during this reporting period from Outfall 001.

Dave Hassman performed the sample collection and monitoring during this reporting period. The following certification statement is required by Section 2 0-106, Chapter 20, Utilities:

"I (Scott Hodgson) certify under penalty of law that this document and all attachments were prepared under my direction or supervision in conformance with a system designed to assure that qualified personnel properly gather and evaluate the information submitted. Based on my inquiry of the person or persons who manage the system, or those persons directly responsible for gathering the information, the information submitted is, to the best of my knowledge and belief, true, accurate, and complete. I am aware that there are significant penalties for submitting false information, including the possibility of fine and imprisonment for knowing violations."

2021 Third Quarter Compliance Monitoring Report

N.W. Mauthe Superfund Site ■ Appleton, Wisconsin

October 5, 2021 ■ Terracon Project No. 58117057



Please call (920-791-9206) or email (sahodgson@terracon.com) if you have any questions or comments regarding the information provided or need additional information.

Sincerely,

Terracon

Krista L. Kroeninger
Staff Geologist

Scott A. Hodgson, P.G.
Senior Project Manager

KLK/SAH:klk/N:\Projects\2011\58117057\Working Files\Pre-Treatment Permit\Process Compliance reports\Terracon 2021\Third Quarter\Third Quarter 2021 Process Compliance.doc

Attachments: Table 1
Table 2
Laboratory Analytic Test Reports

Copies to: Gwen Saliars, WDNR-Oshkosh (Electronic)
File

TABLE 1
Influent - Effluent Compliance Summary

N.W. Mauthe Superfund Site
Appleton, Wisconsin
Terracon Project No. 58117057

Date Actual	OUTFALL 001						Manhole #1		Manhole #2			
	Date For Linear Interpolation	Metered Discharge Reading (gallons)	Gallons Discharged Between Meter Reading	Monthly Discharge (gallons)	pH	Hexavalent Chromium Lab Analysis (mg/L) [Local Limit 4.5 mg/L]	Total Chromium Lab Analysis ¹ (mg/L) [Local Limit 7.0 mg/L]	Flow Totalizer #1 Reading (gallons)	Hexavalent Chromium Hach Test Kit (mg/L)	Flow Totalizer #2 Reading (gallons)	Hexavalent Chromium Hach Test Kit (mg/L)	
09/25/07		8,290,363										
	10/01/07	8,300,685										
10/01/07		8,301,251	10,888									
10/02/07		8,301,251	0		7.7							
10/15/07		8,324,675	23,424									
10/16/07		8,324,675	0		7.4	1.700		6.93	3.9	7.30	0.60	
10/22/07		8,355,957	31,282									
10/23/07		8,355,957	0		7.5	1.500		7.04	3.75	NA	NA	
10/29/07		8,370,413	14,456	October								
10/30/07		8,370,413	0	71,891	7.4	1.900		NA	NA	NA	NA	
	11/01/07	8,372,575										
11/05/07		8,377,912	7,499									
11/06/07		8,377,912	0	November	8.3	1.900	1.300	7.8	4.30	8.2	0.18	
11/16/07		8,386,583	8,671	21,587								
	12/01/07	8,394,162										
12/03/07		8,395,372	8,789									
12/04/07		8,395,372	0		8.6	3.100	2.500	8.4	4.60	8.6	0.16	
12/12/07		8,399,522	4,150	December								
12/21/07		8,402,508	2,986	25,977								
	01/01/08	8,420,139										
01/01/08		8,420,868	18,360									
01/02/08		8,420,868	0		8.7	1.300	1.200	8.4	4.50	8.7	0.62	
01/02/08		8,421,628	760									
01/10/08		8,459,333	37,705									
01/15/08		8,479,244	19,911	January								
01/25/08		8,497,063	17,819	84,612								
	02/01/08	8,504,750										
02/01/08		8,505,562	8,499									
02/03/08		8,507,408	1,846	February								
02/04/08		8,507,408	0	22,861	8.9	1.700	1.600	8.7	2.60	8.8	0.70	
	03/01/08	8,527,611										
03/02/08		8,528,931	21,523	March	9.0	2.9	2.500	8.7	3.60	8.8	2.50	
03/31/08		8,653,211	124,280	128,713								
	04/01/08	8,656,324										
04/01/08		8,657,629	4,418		9.0	1.6	1.530	8.7	1.60	8.9	1.45	
04/01/08		8,661,298	3,669									
04/04/08		8,682,788	21,490									
04/07/08		8,697,084	14,296									
04/08/08		8,697,084	0		9.1	0.063		8.7	1.40	8.9	0.54	
04/14/08		8,790,128	93,044									
04/15/08		8,790,128	0		9.1	0.36		8.7	0.90	8.8	0.17	
04/15/08		8,797,710	7,582					Installed		Installed		
04/16/08		8,804,525	6,815					1,074		2,804		
04/16/08		8,806,972	2,447					1,589		3,661		
04/21/08		8,826,834	19,862					5,176		11,176		
04/22/08		8,826,834	0		9.1	0.87		5,649	8.8	12,292	8.9	0.55
04/28/08		8,860,276	33,442	April				13,291		36,802		
04/29/08		8,860,276	0	212,193	9.1	0.51		14,721	8.8	40,534	9.1	0.43
	05/01/08	8,868,517										
05/05/08		8,890,994	30,718					22,372		59,203		
05/06/08		8,890,994	0		9.1	0.95	0.679	22,844	8.7	60,259	8.8	0.62
05/12/08		8,907,573	16,579					28,018		70,853		
05/13/08		8,907,573	0		9.2	0.69		28,487	8.8	71,555	9.0	0.34
05/19/08		8,920,045	12,472					32,756		79,328		
05/20/08		8,920,045	0		9.1	0.74		33,225	8.8	80,376	8.9	0.27
05/26/08		8,929,582	9,537	May				36,557		85,277		
05/27/08		8,929,582	0	66,866	9.0	0.60		37,025	8.9	85,979	8.9	0.16
	06/01/08	8,935,384										
06/02/08		8,936,965	7,383					39,411		90,202		
06/03/08		8,936,965	0		9.3	0.90	0.824	39,876	9.0	90,901	9.0	0.54
06/09/08		8,951,078	14,113					43,187		101,102		
06/10/08		8,951,078	0		9.2	0.85		44,118	9.0	106,505	9.0	0.38
06/11/08		8,960,258	9,180					45,176		112,396		

TABLE 1 Influent - Effluent Compliance Summary

N.W. Mauthe Superfund Site
Appleton, Wisconsin
Terracon Project No. 58117057

Date Actual	OUTFALL 001							Manhole #1			Manhole #2		
	Date For Linear Interpolation	Metered Discharge Reading (gallons)	Gallons Discharged Between Meter Reading	Monthly Discharge (gallons)	pH	Hexavalent Chromium Lab Analysis (mg/L) [Local Limit 4.5 mg/L]	Total Chromium Lab Analysis ¹ (mg/L) [Local Limit 7.0 mg/L]	Flow Totalizer #1 Reading (gallons)	pH	Hexavalent Chromium Hach Test Kit (mg/L)	Flow Totalizer #2 Reading (gallons)	pH	Hexavalent Chromium Hach Test Kit (mg/L)
06/16/08		8,999,813	39,555					52,865			140,673		
06/16/08		8,999,813	0					52,865			141,398		
06/17/08		8,999,813	0		9.2	1.4		53,808	9.1	3.40	143,560	9.1	0.33
06/18/08		9,007,718	7,905					54,790			146,825		
06/23/08		9,016,923	9,205					57,605			153,557		
06/24/08		9,016,923	0		9.3	0.20		58,074	9.1	2.50	154,613	9.0	0.14
06/30/08		9,026,850	9,927	June				61,392			160,227		
06/30/08		9,026,850	0	91,466				61,392			160,573		
	07/01/08	9,026,850											
07/01/08		9,026,850	0		9.3	1.4	1,290	61,861	9.0	2.45	161,266	9.1	0.58
07/07/08		9,035,952	9,102					64,701			166,481		
07/08/08		9,035,952	0		9.4	1.2		65,168	9.1	1.90	167,518	9.2	1.05
07/10/08		9,041,071	5,119					66,138			170,315		
07/14/08		9,054,932	13,861					68,973			182,057		
07/15/08		9,054,932	0		9.4	0.82		69,444	9.0	1.80	184,517	9.2	0.54
07/21/08		9,083,663	28,731					74,198			206,929		
07/22/08		9,083,663	0		9.4	0.74		75,898	9.2	2.52	211,453	9.2	0.31
07/25/08		9,114,297	30,634					81,242			230,374		
07/28/08		9,121,075	6,778					83,136			235,668		
07/29/08		9,121,075	0		7.4	0.70		83,609	7.2	3.30	237,073	7.2	0.30
07/29/08		9,123,409	2,334	July				83,646			237,455		
	08/01/08	9,127,730		100,880									
08/04/08		9,137,140	13,731					87,426			248,221		
08/05/08		9,137,140	0		7.6	1.30	1,260	87,426	7.2	2.72	250,342	7.2	0.41
08/05/08		9,141,581	4,441					87,938			252,120		
08/09/08		9,151,886	10,305					90,785			260,213		
08/11/08		9,154,723	2,837					91,732			262,298		
08/12/08		9,154,723	0		7.5	1.2		92,206	7.2	2.45	263,337	7.3	0.25
08/13/08		9,157,388	2,665					92,710			264,058		
08/18/08		9,162,704	5,316					94,604			267,897		
08/19/08		9,162,704	0		7.5	0.98		95,077	7.2	2.08	268,595	7.2	0.20
08/19/08		9,163,932	1,228					95,106			268,623		
08/21/08		9,166,109	2,177					96,049			270,020		
08/24/08		9,168,274	2,165					96,993			271,417		
08/26/08		9,168,274	0	August	7.5	1.1		97,465	7.1	2.25	272,112	7.1	0.22
	09/01/08	9,173,323		45,593									
09/01/08		9,173,586	5,312					99,390			274,587		
09/02/08		9,173,586	0		7.6	1.4	1,290	99,863	7.3	2.50	274,936	7.3	0.21
09/02/08		9,174,445	859					99,894			274,962		
09/06/08		9,176,960	2,515					100,837			276,718		
09/08/08		9,176,960	0		7.5	1.3		101,310	7.2	2.25	277,071	7.3	0.16
09/15/08		9,182,218	5,258					103,257			279,911		
09/16/08		9,182,218	0		7.6	1.3		103,731	7.3	2.60	280,611	7.6	0.37
09/18/08		9,185,245	3,027					104,715			281,689		
09/22/08		9,187,538	2,293					105,663			283,095		
09/23/08		9,187,538	0		7.5	1.6		106,137	7.3	3.05	283,475	7.5	0.17
09/28/08		9,191,553	4,015					107,560			285,589		
09/30/08		9,191,553	0	September	7.6	1.8		108,035	7.4	3.70	285,942	7.4	0.18
	10/01/08	9,192,867		19,545									
10/05/08		9,195,280	3,727					109,500			287,383		
10/07/08		9,195,280	0		7.7	2.2	2,000	109,975	7.4	4.38	288,093	7.8	0.12
10/07/08		9,196,521	1,241					110,012			288,124		
10/10/08		9,200,017	3,496					110,965			290,943		
10/12/08		9,200,017	0					111,919			291,644		
10/14/08		9,200,017	0		7.8	1.9		112,396	7.5	3.48	292,698	7.8	0.27
10/16/08		9,204,404	4,387					112,906			293,436		
10/18/08		9,206,201	1,797					113,861			294,504		
10/21/08		9,206,201	0		7.8			114,337	7.5	4.02	295,563	7.9	0.28
10/22/08		9,208,980	2,779					114,848			296,250		
10/26/08		9,211,601	2,621					116,279			297,676		

TABLE 1
Influent - Effluent Compliance Summary

N.W. Mauthe Superfund Site
Appleton, Wisconsin
Terracon Project No. 58117057

Date Actual	OUTFALL 001						Manhole #1			Manhole #2			
	Date For Linear Interpolation	Metered Discharge Reading (gallons)	Gallons Discharged Between Meter Reading	Monthly Discharge (gallons)	pH	Hexavalent Chromium Lab Analysis (mg/L) [Local Limit 4.5 mg/L]	Total Chromium Lab Analysis ¹ (mg/L) [Local Limit 7.0 mg/L]	Flow Totalizer #1 Reading (gallons)	pH	Hexavalent Chromium Hach Test Kit (mg/L)	Flow Totalizer #2 Reading (gallons)	pH	Hexavalent Chromium Hach Test Kit (mg/L)
10/28/08		9,211,601	0	October	7.9	2.0		116,756	7.7	3.96	298,743	8.2	0.26
	11/01/08	9,214,938		22,071									
11/01/08		9,215,379	3,778					117,743			300,201		
11/04/08		9,215,379	0		8.0	2.1	1.880	118,698	7.7	4.32	301,273	8.1	0.20
11/04/08		9,217,467	2,088					118,732			301,305		
11/07/08		9,219,330	1,863					119,685			302,376		
11/10/08		9,220,422	1,092					120,162			303,090		
11/20/08		9,229,031	8,609					123,506			309,112		
11/24/08		9,231,935	2,904					124,939			310,833		
11/24/08		9,232,260	325					124,939			311,189		
11/26/08		9,233,464	1,204					125,702			311,660		
11/28/08		9,234,926	1,462	November				126,192			312,744		
	12/01/08	9,234,926		19,988									
12/02/08		9,234,926	0		8.2	2.3	2.190	127,656	7.8	3.57	314,118	8.3	0.18
12/12/08		9,242,670	7,744					130,122			316,912		
12/17/08		9,247,587	4,917	December				131,563			320,808		
	01/01/09	9,266,230		31,304									
01/02/09		9,268,140	20,553					136,435			338,229		
01/06/09		9,268,140	0		7.8	2.5	2.430	137,894	7.7	4.48	341,351	7.8	1.05
01/12/09		9,277,419	9,279	January				139,384			344,897		
	02/01/09	9,287,182		20,952									
02/01/09		9,287,326	9,907					143,256			351,798		
02/03/09		9,287,326	0		7.8	3.3	2.900	143,738	7.9	4.69	352,143	8.2	0.34
02/05/09		9,288,848	1,522	February				143,772			352,912		
	03/01/09	9,334,332		47,151									
03/01/09		9,335,249	46,401					153,077			393,568		
03/03/09		9,335,249	0		7.6	2.4	1.970	153,561	7.9	4.24	394,973	8.2	0.87
03/11/09		9,355,734	20,485					156,519			412,282		
03/30/09		9,463,572	107,838					182,357			500,471		
03/31/09		9,463,572	0	March				183,323			501,935		
	04/01/09	9,467,680		133,348									
04/01/09		9,469,538	5,966					184,290			504,856		
04/03/09		9,478,305	8,767					187,194			511,375		
04/06/09		9,485,542	7,237					189,607			516,807		
04/07/09		9,485,542	0		7.7	0.84	0.730	190,569	7.9	1.14	518,251	8.1	0.52
04/13/09		9,498,358	12,816					194,432			525,799		
04/14/09		9,498,358	0		7.7	0.59		194,908	8.0	1.20	525,799	8.2	0.27
04/20/09		9,507,740	9,382					198,262			532,295		
04/21/09		9,507,740	0		7.8	1.0		198,262	8.0	0.96	533,364	8.3	1.74
04/27/09		9,545,303	37,563					208,646			561,846		
04/28/09		9,545,303	0		8.0	1.2		210,663	7.7	1.89	566,157	7.5	0.28
	05/01/09	9,568,209		April									
05/01/09		9,574,025	28,722	100,528				217,567			582,471		
05/04/09		9,582,624	8,599					220,929			588,270		
05/05/09		9,582,624	0		7.6	0.76	0.724	221,884	8.0	1.29	589,714	8.0	0.33
05/11/09		9,599,171	16,547					227,170			599,566		
05/12/09		9,599,171	0		8.0	0.89		228,124	7.6	0.84	600,996	7.9	0.24
05/18/09		9,613,720	14,549					232,921			609,305		
05/19/09		9,613,720	0		7.4	0.79		233,874	7.0	0.84	610,378	7.2	0.38
05/19/09		9,615,798	2,078					233,908			610,421		
05/19/09		9,616,122	324					233,908			610,775		
05/25/09		9,624,219	8,097					237,697			615,786		
05/26/09		9,624,219	0		7.3	0.58		238,168	7.1	1.08	616,149	7.0	0.16
	06/01/09	9,650,519		May									
06/01/09		9,652,323	28,104	82,310				245,914			637,378		
06/02/09		9,652,323	0		7.3	0.23	0.648	246,871	6.9	1.05	638,835	7.2	0.26
06/03/09		9,658,104	5,781					248,350			641,072		
06/15/09		9,701,735	43,631					261,249			674,466		
	07/01/09	9,727,520		June									
07/01/09		9,727,975	26,240	77,001				272,082			691,914		
07/05/09		9,732,032	4,057					273,967			694,431		
07/07/09		9,732,032	0		7.4	0.96	0.878	274,443	7.1	2.20	695,508	7.1	0.20
07/20/09		9,742,289	10,257					278,743			700,527		

TABLE 1

Influent - Effluent Compliance Summary

N.W. Mauthe Superfund Site
Appleton, Wisconsin
Terracon Project No. 58117057

Date Actual	OUTFALL 001							Manhole #1			Manhole #2		
	Date For Linear Interpolation	Metered Discharge Reading (gallons)	Gallons Discharged Between Meter Reading	Monthly Discharge (gallons)	pH	Hexavalent Chromium Lab Analysis (mg/L) [Local Limit 4.5 mg/L]	Total Chromium Lab Analysis ¹ (mg/L) [Local Limit 7.0 mg/L]	Flow Totalizer #1 Reading (gallons)	pH	Hexavalent Chromium Hach Test Kit (mg/L)	Flow Totalizer #2 Reading (gallons)	pH	Hexavalent Chromium Hach Test Kit (mg/L)
	08/01/09	9,748,231		July									
08/03/09		9,749,397	7,108	20,712				282,543			704,414		
08/04/09		9,749,397	0		7.5	1.9	1.680	283,019	7.1	2.80	704,768	7.3	0.14
08/08/09		9,752,139	2,742					284,005			706,115		
08/08/09		9,753,763	1,624					284,480			707,282		
08/09/09		9,757,508	3,745					284,962			710,677		
08/10/09		9,761,572	4,064					285,930			714,131		
08/10/09		9,762,328	756					286,411			714,491		
08/12/09		9,765,851	3,523					287,368			717,355		
08/13/09		9,767,253	1,402					287,846			718,430		
08/17/09		9,771,256	4,003					289,758			720,916		
08/30/09		9,785,737	14,481					295,976			730,538		
	09/01/09	9,787,043		August									
09/01/09		9,787,352	1,615	38,811	7.6	1.6	1.320	296,492	7.1	2.85	731,650	7.4	0.53
09/10/09		9,794,060	6,708					299,850			735,572		
09/21/09		9,800,194	6,134					303,204			738,803		
09/22/09		9,800,194	0					303,684			739,163		
	10/01/09	9,806,949		September									
10/01/09		9,807,491	7,297	19,906				306,569			743,395		
10/05/09		9,811,856	4,365					308,500			746,224		
10/06/09		9,811,856	0		6.9	1.8	1.700	308,983	6.8	2.48	746,576	7.1	0.55
10/15/09		9,827,819	15,963					314,838			757,329		
10/18/09		9,830,464	2,645					316,288			758,757		
	11/01/09	9,871,202		October									
11/02/09		9,875,106	44,642	64,253				329,981			793,417		
11/03/09		9,875,106	0		7.4	1.2	1.150	330,961	7.0	2.60	795,595	7.2	0.46
11/04/09		9,880,551	5,445					331,974			797,084		
11/05/09		9,882,809	2,258					332,950			798,526		
11/11/09		9,891,712	8,903					337,309			803,889		
11/12/09		9,893,927	2,215					338,274			805,324		
11/16/09		9,896,880	2,953					339,720			807,132		
11/17/09		9,897,695	815					340,200			807,495		
11/20/09		9,899,892	2,197					341,164			808,946		
11/30/09		9,914,595	14,703					346,476			819,664		
	12/01/09	9,914,595		November									
12/01/09		9,914,595	0	43,393	7.6	1.7	1.500	347,446	7.3	2.25	820,740	7.8	0.67
12/15/09		9,931,024	16,429					354,237			829,781		
12/18/09		9,933,254	2,230					355,200			831,213		
	01/01/10	9,956,004		December									
01/03/10		9,960,070	26,816	41,409				362,443			853,235		
01/05/10		9,960,070	0		6.9	2.3	2.220	362,924	7.2	5.36	855,045	7.2	0.68
01/14/10		9,969,979	9,909					365,847			860,488		
01/18/10		9,972,503	2,524					366,807			862,304		
01/31/10		9,991,034	18,531					370,664			878,832		
	02/01/10	9,991,034		January									
02/02/10		9,991,034	0	35,030	7.4	1.6	1.460	371,145	7.2	4.05	880,637	7.2	0.46
02/03/10		9,994,392	3,358					371,664			881,364		
02/16/10		10,002,996	8,604					374,543			887,937		
02/28/10		10,009,542	6,546					376,928			892,655		
	03/01/10	10,009,542		February									
03/02/10		10,009,542	0	18,508	7.6	1.6	1.340	376,928	7.4	2.70	893,732	7.4	1.41
03/06/10		10,015,341	5,799					377,919			898,085		
03/13/10		10,048,616	33,275					383,764			927,938		
03/17/10		10,065,891	17,275					388,140			942,069		
03/23/10		10,077,601	11,710					392,478			950,481		
03/31/10		10,088,487	10,886					396,786			958,091		
	04/01/10	10,088,725		March									
04/01/10		10,088,817	330	79,183				396,786			958,456		
04/04/10		10,092,465	3,648					398,207			961,014		
04/06/10		10,092,465	0		7.4	1.3	1.180	399,166	7.2	2.00	962,110	7.2	0.20
04/19/10		10,151,166	58,701					416,846			1,005,028		

TABLE 1 Influent - Effluent Compliance Summary

N.W. Mauthe Superfund Site
Appleton, Wisconsin
Terracon Project No. 58117057

Date Actual	OUTFALL 001							Manhole #1			Manhole #2		
	Date For Linear Interpolation	Metered Discharge Reading (gallons)	Gallons Discharged Between Meter Reading	Monthly Discharge (gallons)	pH	Hexavalent Chromium Lab Analysis (mg/L) [Local Limit 4.5 mg/L]	Total Chromium Lab Analysis ¹ (mg/L) [Local Limit 7.0 mg/L]	Flow Totalizer #1 Reading (gallons)	pH	Hexavalent Chromium Hach Test Kit (mg/L)	Flow Totalizer #2 Reading (gallons)	pH	Hexavalent Chromium Hach Test Kit (mg/L)
	05/01/10	10,189,439		April									
05/03/10		10,196,869	45,703	100,715				432,284			1,038,553		
05/04/10		10,196,869	0		7.3	0.98	0.902	433,730	7.1	1.12	1,040,370	7.2	0.37
05/17/10		10,258,463	61,594					453,256			1,083,344		
06/01/10		10,294,510	36,047					466,168			1,109,480		
	06/01/10	10,294,510		May									
06/01/10		10,294,510	0	105,071	7.6	0.85	0.762	467,117	7.2	1.44	1,110,569	7.3	0.28
06/21/10		10,372,589	78,079					488,138			1,171,628		
06/30/10		10,400,340	27,751					495,720			1,193,925		
06/30/10		10,400,889	549					496,193			1,194,286		
	07/01/10	10,401,954		June									
07/01/10		10,402,536	1,647	107,444				496,664			1,195,375		
07/05/10		10,409,431	6,895					499,493			1,200,058		
07/06/10		10,409,431	0		7.3	1.1	0.988	499,963	7.3	1.92	1,200,783	7.5	0.41
07/12/10		10,426,614	17,183					504,247			1,213,873		
07/21/10		10,506,902	80,288					525,545			1,275,358		
07/22/10		10,515,567	8,665					527,488			1,282,668		
07/23/10		10,532,459	16,892					531,679			1,283,332		
	08/01/10	10,586,662		July									
08/02/10		10,594,781	62,322	184,709				549,129			1,283,332		
08/03/10		10,594,781	0		7.8	0.54	0.515	549,601	7.4	1.20	1,283,332	7.5	0.20
08/04/10		10,599,046	4,265					550,588			1,283,332		
08/04/10		10,599,046	0					550,588			1,283,358		
08/04/10		10,599,046	0					550,588			1,283,358		
08/05/10		10,600,937	1,891					551,531			1,284,413		
08/06/10		10,602,372	1,435					552,002			1,285,481		
08/07/10		10,604,242	1,870					552,943			1,286,560		
08/12/10		10,621,705	17,463					558,442			1,299,650		
08/18/10		10,644,322	22,617					565,095			1,317,296		
	09/01/10	10,664,511		August									
09/06/10		10,672,363	28,041	77,849				575,879			1,336,978		
09/07/10		10,672,363	0		7.7	0.64	0.588	575,879	7.2	1.28	1,337,698	7.4	0.19
09/09/10		10,675,017	2,654					576,846			1,338,823		
09/09/10		10,675,348	331					576,846			1,339,184		
09/15/10		10,681,923	6,575					579,656			1,343,454		
09/20/10		10,688,747	6,824					582,004			1,348,431		
09/28/10		10,712,898	24,151					588,142			1,368,075		
09/28/10		10,713,225	327					588,142			1,368,432		
	10/01/10	10,717,803		September									
10/01/10		10,718,374	5,149	53,291				590,497			1,371,651		
10/03/10		10,721,339	2,965					591,909			1,373,451		
10/05/10		10,721,339	0		7.6	0.80	0.763	592,849	7.3	1.32	1,374,902	7.5	0.10
10/15/10		10,733,086	11,747					597,097			1,380,767		
10/17/10		10,734,957	1,871					598,030			1,381,848		
10/31/10		10,760,102	25,145					605,549			1,401,547		
	11/01/10	10,760,102		October									
11/02/10		10,760,102	0	42,299	7.8	0.65	0.639	606,486	7.6	1.44	1,403,369	7.9	0.20
11/11/10		10,773,294	13,192					611,203			1,410,005		
11/14/10		10,775,484	2,190					612,137			1,411,471		
11/17/10		10,778,424	2,940					613,539			1,413,301		
11/28/10		10,790,717	12,293					618,231			1,422,421		
	12/01/10	10,794,632		November									
12/04/10		10,800,013	9,296	34,530				622,006			1,428,648		
12/07/10		10,800,013	0		7.6	1.0	0.989	623,423	7.8	1.80	1,430,482	7.9	0.24
12/15/10		10,811,058	11,045					627,228			1,435,313		
12/20/10		10,814,659	3,601					628,621			1,437,887		
12/23/10		10,816,825	2,166					629,558			1,439,358		
	01/01/11	10,827,569		December									
01/02/11		10,829,348	12,523	32,938				632,850			1,449,967		
01/04/11		10,829,348	0		8.0	1.6	1.500	633,803	7.9	5.31	1,452,901	8.0	0.53
01/17/11		10,845,438	16,090					638,076			1,462,175		
01/28/11		10,852,203	6,765					640,437			1,467,352		
01/30/11		10,853,317	1,114					640,910			1,468,093		

TABLE 1 Influent - Effluent Compliance Summary

N.W. Mauthe Superfund Site
Appleton, Wisconsin
Terracon Project No. 58117057

Date Actual	OUTFALL 001							Manhole #1			Manhole #2		
	Date For Linear Interpolation	Metered Discharge Reading (gallons)	Gallons Discharged Between Meter Reading	Monthly Discharge (gallons)	pH	Hexavalent Chromium Lab Analysis (mg/L) [Local Limit 4.5 mg/L]	Total Chromium Lab Analysis ¹ (mg/L) [Local Limit 7.0 mg/L]	Flow Totalizer #1 Reading (gallons)	pH	Hexavalent Chromium Hach Test Kit (mg/L)	Flow Totalizer #2 Reading (gallons)	pH	Hexavalent Chromium Hach Test Kit (mg/L)
	02/01/11	10,853,317		January									
02/01/11		10,853,317	0	25,748	7.9	2.1	2.100	641,382	7.7	4.90	1,468,834	7.6	0.18
02/02/11		10,854,899	1,582					641,426			1,469,273		
02/14/11		10,859,963	5,064					643,318			1,472,988		
02/21/11		10,876,100	16,137					646,167			1,488,233		
02/21/11		10,876,705	605					646,167			1,488,978		
02/24/11		10,880,277	3,572					647,105			1,491,974		
02/27/11		10,883,601	3,324					648,128			1,494,713		
	03/01/11	10,883,601		February									
03/01/11		10,883,601	0	30,284	7.8	1.8	1.530	648,594	7.7	4.95	1,496,572	7.8	0.52
03/21/11		10,957,602	74,001					664,834			1,558,957		
	04/01/11	11,023,291		March									
04/04/11		11,045,838	88,236	139,690				687,442			1,632,177		
04/05/11		11,045,838	0		8.0	0.40	0.380	688,903	7.8	1.10	1,637,351	7.7	0.21
04/16/11		11,138,592	92,754					710,138			1,708,997		
04/26/11		11,216,566	77,974					731,830			1,771,918		
04/29/11		11,258,391	41,825					743,289			1,804,105		
04/29/11		11,262,451	4,060					744,757			1,807,043		
	05/02/11	11,274,169		April									
05/02/11		11,277,586	15,135	250,878				750,559			1,818,009		
05/03/11		11,277,586	0		7.8	0.37	0.338	751,514	7.6	0.68	1,819,601	7.8	0.20
05/16/11		11,310,055	32,469					763,336			1,841,085		
05/17/11		11,311,520	1,465					763,807			1,842,263		
	06/01/11	11,344,383		May									
06/02/11		11,347,664	36,144	70,214				778,512			1,868,238		
06/06/11		11,354,057	6,393					781,832			1,872,152		
06/07/11		11,354,057	0		7.7	0.46	0.447	782,305	7.6	0.85	1,872,545	7.7	0.14
06/17/11		11,368,867	14,810					788,961			1,881,915		
06/20/11		11,373,134	4,267					790,860			1,884,626		
	07/01/11	11,419,112		June									
07/04/11		11,434,679	61,545	74,729				811,146			1,932,424		
07/05/11		11,434,679	0		7.9	0.78	0.752	811,621	7.6	1.50	1,933,199	7.5	0.19
07/18/11		11,450,616	15,937					818,915			1,942,544		
07/27/11		11,470,412	19,796					825,753			1,958,375		
07/28/11		11,473,213	2,801					826,666			1,960,688		
	08/01/11	11,483,192		July									
08/01/11		11,484,004	10,791	64,080				830,795			1,968,801		
08/02/11		11,484,004	0		7.9	0.86	0.800	831,711	7.5	1.26	1,970,342	7.5	0.42
08/04/11		11,492,474	8,470					834,025			1,975,014		
08/05/11		11,493,370	896					834,506			1,975,820		
08/15/11		11,509,618	16,248					841,800			1,986,618		
08/31/11		11,524,004	14,386					849,495			1,994,794		
	09/01/11	11,524,179		August									
09/01/11		11,524,431	427	40,987				849,948			1,994,794		
09/03/11								850,953			1,997,262		
09/05/11		11,533,935	9,504					852,322			2,003,014		
09/06/11		11,533,935	0		8.0	1.2	1.180	852,778	7.7	1.65	2,004,161	7.7	0.55
09/08/11		11,538,054	4,119					854,174			2,005,726		
09/19/11		11,547,336	9,282					859,158			2,011,134		
09/20/11		11,548,416	1,080					859,611			2,011,902		
09/28/11		11,562,993	14,577					863,696			2,024,247		
	10/01/11	11,568,104		September									
10/03/11		11,572,412	9,419	43,925				867,344			2,031,123		
10/04/11		11,574,566	2,154					868,253			2,032,650		
10/05/11		11,574,566	0					868,707			2,033,029		
10/06/11		11,574,566	0					869,161			2,033,785		
10/08/11		11,579,097	4,531					870,519			2,036,082		
10/10/11		11,579,097	0		7.5	1.2	1.090	870,972	7.4	2.15	2,036,082	7.5	0.22
10/26/11		11,603,315	24,218					879,056			2,054,141		
10/30/11		11,606,358	3,043					880,416			2,055,759		

TABLE 1 Influent - Effluent Compliance Summary

N.W. Mauthe Superfund Site
Appleton, Wisconsin
Terracon Project No. 58117057

Date Actual	OUTFALL 001							Manhole #1			Manhole #2		
	Date For Linear Interpolation	Metered Discharge Reading (gallons)	Gallons Discharged Between Meter Reading	Monthly Discharge (gallons)	pH	Hexavalent Chromium Lab Analysis (mg/L) [Local Limit 4.5 mg/L]	Total Chromium Lab Analysis ¹ (mg/L) [Local Limit 7.0 mg/L]	Flow Totalizer #1 Reading (gallons)	pH	Hexavalent Chromium Hach Test Kit (mg/L)	Flow Totalizer #2 Reading (gallons)	pH	Hexavalent Chromium Hach Test Kit (mg/L)
	11/01/11	11,607,509		October			Pounds Cr						
11/01/11		11,608,102	1,744	39,405			0.358	881,323			2,055,759		
11/02/11		11,608,233	131					881,362			2,055,792		
11/03/11		11,608,233	0		8.2	1.3	1.220	881,378	8.1	2.46	2,055,818	8.0	0.03
11/05/11		11,611,395	3,162					882,340			2,059,467		
11/06/11		11,614,756	3,361					883,608			2,062,594		
11/07/11		11,616,924	2,168					883,718			2,063,343		
11/08/11		11,618,636	1,712					884,345			2,065,014		
11/12/11		11,651,616	32,980					890,384			2,094,235		
11/15/11		11,662,529	10,913					894,135			2,102,462		
11/23/11		11,677,899	15,370					900,936			2,112,833		
11/29/11		11,687,640	9,741				Pounds Cr	905,028			2,119,690		
	12/01/11	11,689,609		November			0.834						
12/01/11		11,687,640	0	82,100	7.4	1.7	1.700	905,938	7.8	2.65	2,119,690	8.0	0.72
12/06/11		11,706,691	19,051					910,893			2,134,888		
12/15/11		11,724,224	17,533					918,198			2,147,141		
12/26/11		11,737,368	13,144					924,102			2,155,863		
12/31/11		11,742,107	4,739					926,371			2,158,911		
	01/01/12	11,742,204		December			Pounds Cr						
01/04/12		11,744,667	2,560	52,595			0.745	927,731			2,158,911		
01/05/12		11,744,667	0		6.9	0.98	0.862	928,184	7.5	1.84	2,161,198	7.3	0.27
01/19/12		11,754,619	9,952					932,303			2,166,977		
01/27/12		11,758,987	4,368					934,572			2,169,652		
01/31/12		11,761,124	2,137				Pounds Cr	935,480			2,171,180		
	02/01/12	11,761,228		January			0.137						
02/02/12		11,761,124	0	19,024	7.4	2.1	1.860	936,191	7.7	2.50	2,172,687	7.7	6.1
02/07/12		11,763,586	2,358					938,043		2.80	2,176,546		1.71
02/22/12		11,778,355	14,769					941,736			2,183,827		
02/24/12		11,780,157	16,571					942,642			2,184,964		
02/28/12		11,782,379	18,793				Pounds Cr	943,547			2,186,478		
	03/01/12	11,783,379		February			0.329						
03/01/12		11,782,379	0	21,255	7.1	2.6	2.560	944,002	7.3	3.45	2,186,478	7.6	2.04
03/14/12		11,824,851	41,472					956,400			2,221,364		
03/21/12		11,839,925	15,074					962,783			2,231,770		
03/25/12		11,848,965	9,040					965,591			2,239,149		
	04/01/12	11,865,023		March			Pounds Cr						
04/03/12		11,871,806	22,841	81,644			1.740	973,817			2,256,557		
04/05/12		11,871,806	6,783		7.6	0.83	0.730	975,189	7.9	1.28	2,258,866	7.8	0.48
04/18/12		11,896,899	25,093					984,322			2,273,887		
04/21/12		11,906,449	9,550					986,147			2,282,902		
	05/01/12	11,923,538		April			Pounds Cr						
05/02/12		11,930,935	24,486	58,515			0.356	996,194			2,300,258		
05/03/12		11,933,848	2,913					997,107			2,302,572		
05/09/12		11,989,964	56,116					1,010,822			2,349,979		
05/14/12		12,005,061	15,097					1,016,338			2,361,277		
05/16/12		12,005,061	0		6.5	0.67	0.581	1,018,169	7.4	0.63	2,363,951	7.6	0.15
05/20/12		12,016,709	11,648					1,021,100			2,368,989		
05/22/12		12,018,570	1,861					1,022,007			2,370,141		
05/24/12		12,021,249	2,679					1,023,245			2,372,066		
05/31/12		12,028,808	7,559					1,027,317			2,378,556		
	06/01/12	12,029,342		May			Pounds Cr						
06/02/12		12,030,994	2,186	105,804			0.512	1,027,317			2,378,556		
06/05/12		12,033,617	2,623					1,028,676			2,380,101		
06/07/12		12,033,617	0		6.8	0.55	0.507	1,029,581	7.4	0.99	2,381,259	7.7	0.17
06/19/12		12,046,851	13,234					1,034,134			2,389,253		
06/29/12		12,056,747	9,896					1,038,653			2,395,689		
	07/01/12	12,057,998		June			Pounds Cr						
07/03/12		12,059,332	1,334	28,656			0.121	1,040,009			2,397,210		
07/05/12		12,059,332	0		6.1	0.98	0.906	1,040,913	6.2	1.24	2,397,969	6.6	0.19
07/10/12		12,064,003	4,671					1,042,739			2,402,552		
07/20/12		12,069,263	5,260					1,045,446			2,402,552		

TABLE 1
Influent - Effluent Compliance Summary

N.W. Mauthe Superfund Site
Appleton, Wisconsin
Terracon Project No. 58117057

Date Actual	OUTFALL 001							Manhole #1			Manhole #2		
	Date For Linear Interpolation	Metered Discharge Reading (gallons)	Gallons Discharged Between Meter Reading	Monthly Discharge (gallons)	pH	Hexavalent Chromium Lab Analysis (mg/L) [Local Limit 4.5 mg/L]	Total Chromium Lab Analysis ¹ (mg/L) [Local Limit 7.0 mg/L]	Flow Totalizer #1 Reading (gallons)	pH	Hexavalent Chromium Hach Test Kit (mg/L)	Flow Totalizer #2 Reading (gallons)	pH	Hexavalent Chromium Hach Test Kit (mg/L)
	08/01/12	12,078,083		July			Pounds Cr						
08/01/12		12,078,359	9,096	20,085			0.152	1,049,510			2,408,561		
08/02/12		12,078,359	0		6.2	1.20	1.120	1,049,969	6.2	1.72	2,408,954	6.0	0.56
08/07/12		12,082,510	4,151					1,051,808			2,410,869		
08/16/12		12,098,108	15,598					1,056,800			2,423,447		
	09/01/12	12,111,167		August			Pounds Cr						
09/01/12		12,111,772	13,664	33,084			0.309	1,063,135			2,432,088		
09/09/12		12,116,611	4,839					1,065,875			2,434,745		
09/11/12		12,117,783	1,172			1.70	1.520	1,066,747	6.4	0.72	2,435,127	6.3	0.21
09/18/12		12,121,226	3,443					1,068,577			2,437,061		
09/26/12		12,125,024	3,798					1,070,837			2,438,957		
	10/01/12	12,126,164		September			Pounds Cr						
10/04/12		12,127,304	2,280	14,997			0.190	1,072,193			2,440,091		
10/04/12		12,127,304	1,140			1.50	1.370	1,072,193	6.4	1.44	2,440,091	6.2	0.32
10/05/12		12,129,085	1,781					1,073,276			2,440,999		
10/09/12		12,129,791	706					1,073,696			2,441,370		
10/19/12		12,163,907	34,116					1,081,043			2,471,345		
10/30/12		12,189,653	25,746					1,092,239			1,289,448		
	11/01/12	12,191,094		October			Pounds Cr						
11/06/12		12,196,769	7,116	64,930			0.741	1,096,343			2,493,654		
11/09/12		12,198,437	1,668		NA	1.1	1.040	1,097,450	NA	1.34	2,494,750	NA	0.21
11/22/12		12,212,741	14,304					1,103,179			2,504,679		
11/30/12		12,218,011	5,270					1,106,155			2,507,598		
	12/01/12	12,218,663		November			Pounds Cr						
12/03/12		12,219,752	1,089	27,569			0.239	1,107,006			2,508,689		
12/10/12		12,223,289	3,537		8.0	1.00	1.100	1,109,121	7.7	1.60	2,510,506	8.0	0.27
12/26/12		12,234,632	11,343					1,114,683			2,517,462		
12/31/12		12,239,248	4,616					1,117,237			2,520,012		
	01/01/13	12,239,543		December			Pounds Cr						
01/01/13		12,239,958	710	20,880			0.191	1,117,663			2,520,377		
01/10/13		12,246,590	6,632			1.90	1.720	1,120,640	7.7	1.68	2,524,770	8.0	1.32
01/24/13		12,278,928	32,338					1,130,141			2,550,847		
01/28/13		12,282,035	3,107					1,131,414			2,553,042		
01/31/13		12,287,892	5,857					1,132,425			2,558,715		
	02/01/13	12,288,247		January			Pounds Cr						
02/01/13		12,289,018	1,126	48,644			0.697	1,132,680			2,559,456		
02/07/13		12,293,874	4,856		7.9	0.82	0.663	1,134,376	7.6	1.35	2,563,137	8.0	0.22
02/20/13		12,308,445	14,571					1,038,672			2,575,057		
02/27/13		12,313,181	19,307					1,140,359			2,578,725		
	03/01/13	12,314,165		February			Pounds Cr						
03/03/13		12,315,958	2,777	25,918			0.143	1,141,206			2,580,927		
03/07/13		12,318,024	2,066		7.9	0.83	0.753	1,142,054	7.7	1.44	2,582,395	7.8	0.27
03/18/13		12,361,201	43,177					1,151,536			2,619,703		
03/20/13		12,365,136	3,935					1,153,250			2,622,317		
03/27/13		12,378,442	13,306					1,159,233			2,630,884		
03/31/13		12,400,821	22,379					1,164,838			2,649,804		
	04/01/13	12,403,728		March			Pounds Cr						
04/01/13		12,407,465	3,737	89,563			0.562	1,165,570			2,655,346		
04/11/13		12,461,497	54,032		7.4	0.42	0.431	1,180,148	7.0	0.60	2,700,747	7.4	0.14
04/17/13		12,522,138	60,641					1,196,092			2,749,790		
	05/01/13	12,570,545		April			Pounds Cr						
05/01/13		---	---	166,817			0.599						
05/01/13		12,571,333	49,195		8.1	0.56	0.553	1,215,096	7.3	0.38	2,785,968	7.8	0.09
05/19/13		12,623,298	51,965					1,235,753			2,823,953		
	06/01/13	12,647,282		May			Pounds Cr						
				76,737			0.353						
06/06/13		12,657,605	34,307		7.6	0.96	0.826	1,251,551	7.4	0.47	2,849,502	7.8	0.73
06/12/13		12,669,485	11,880					1,256,351			2,857,966		
06/17/13		12,680,642	11,157					1,259,722			2,867,078		
	07/01/13	12,727,950		June			Pounds Cr						
				80,668			0.555						
07/18/13		12,767,116	86,474		7.4	0.73	0.694	1,286,165	6.7	0.73	2,938,280	7.5	0.07
07/31/13		12,780,876	13,760					1,293,015			2,947,351		

TABLE 1

Influent - Effluent Compliance Summary

N.W. Mauthe Superfund Site
Appleton, Wisconsin
Terracon Project No. 58117057

Date Actual	OUTFALL 001						Manhole #1			Manhole #2			
	Date For Linear Interpolation	Metered Discharge Reading (gallons)	Gallons Discharged Between Meter Reading	Monthly Discharge (gallons)	pH	Hexavalent Chromium Lab Analysis (mg/L) [Local Limit 4.5 mg/L]	Total Chromium Lab Analysis ¹ (mg/L) [Local Limit 7.0 mg/L]	Flow Totalizer #1 Reading (gallons)	pH	Hexavalent Chromium Hach Test Kit (mg/L)	Flow Totalizer #2 Reading (gallons)	pH	Hexavalent Chromium Hach Test Kit (mg/L)
	08/01/13	12,781,814		July			Pounds Cr						
				53,864			0.311						
08/04/13		12,784,628	3,752					1,293,015			2,947,351		
08/07/13		12,786,184	1,556					1,295,588			2,951,110		
08/08/13		12,786,555	371		7.5	0.83	0.775	1,296,442	6.8	0.68	2,951,801	7.2	0.16
08/19/13		12,795,058	8,503					1,298,966			2,954,811		
08/21/13		12,795,638	580					1,300,287			2,956,243		
08/26/13		12,797,295	1,657					1,301,154			2,957,147		
08/28/13		12,800,434	3,139					1,302,541			2,958,987		
	09/01/13	12,803,511		August			Pounds Cr						
				21,697			0.140						
09/01/13		12,803,511	6,216					1,303,580			2,961,265		
09/05/13		12,808,096	4,585					1,305,282			2,964,435		
09/09/13		12,811,883	8,372					1,306,947			2,966,675		
09/11/13		12,815,166	7,070					1,309,139			2,968,968		
09/14/13		12,818,151	6,268					1,310,005			2,970,501		
09/18/13		12,822,283	7,117		7.3	1.3	1.170	1,311,729	7.1	0.99	2,973,533	7.3	0.19
09/30/13		12,833,637	11,354					1,317,815			2,980,475		
	10/01/13	12,834,025		September			Pounds Cr						
				30,514			0.297						
10/01/13		12,834,025	388					1,318,244			2,980,475		
10/08/13		12,843,796	9,771					1,321,693			2,988,064		
10/16/13		12,852,554	8,758					1,325,559			2,994,143		
10/18/13		12,855,027	2,473		7.7	1.20	1.120	1,326,419	7.5	1.04	2,996,041	7.8	0.14
	11/01/13	12,867,815		October			Pounds Cr						
				33,790			0.315						
11/01/13		12,867,815	12,788					1,332,902			3,004,777		
11/05/13		12,876,841	9,026					1,335,488			3,012,422		
11/13/13		12,903,367	26,526		7.8	1.00	0.920	1,345,039	8.1	0.66	3,033,152	7.9	0.11
11/20/13		12,924,566	21,199					1,350,740			3,051,316		
	12/01/13	12,940,971		November			Pounds Cr						
				73,156			0.560						
12/02/13		12,944,252	19,686					1,360,688			3,063,995		
12/10/13		12,954,971	10,719		7.6	1.4	1.320	1,365,411	7.4	2.70	3,071,689	7.1	0.07
12/12/13		12,957,411	2,440					1,366,744			3,073,244		
12/23/13		12,965,941	8,530					1,371,029			3,078,956		
12/31/13		12,970,459	4,518					1,373,592			3,081,611		
	01/01/14	12,970,599		December			Pounds Cr						
				29,628			0.326						
01/01/14		12,970,772	313					1,373,592			3,081,991		
01/15/14		12,976,884	6,112		7.5	1.2	1.050	1,376,582	7.1	2.20	3,086,176	7.6	0.11
01/31/14		12,983,061	6,177					1,379,605			3,090,406		
	02/01/14	12,983,265		January			Pounds Cr						
				12,666			0.111						
02/02/14		12,983,747	686					1,380,032			3,090,789		
02/13/14		12,987,155	3,408		8.0	1.8	1.610	1,381,726	8.1	2.88	3,093,093	8.3	0.19
02/28/14		12,993,603	6,448										
	03/01/14	12,993,783		February			Pounds Cr						
				10,518			0.141						
03/01/14		12,993,909	306										
03/13/14		13,005,882	11,973		7.6	0.38	0.434	1,385,639	7.7	5.80	3,112,477	8.0	0.30
03/31/14		13,059,539	53,657										
	04/01/14	13,059,979		March			Pounds Cr						
				66,196			0.239						
04/01/14		13,061,650	2,111					1,399,014			3,165,447		
04/12/14		13,091,485	29,835					1,411,117			3,187,701		
04/13/14		13,099,571	8,086					1,412,822			3,195,631		
04/15/14		13,135,912	36,341					1,424,711			3,224,028		
04/18/14		13,165,955	30,043					1,434,115			3,247,300		
04/22/14		13,210,016	44,061		7.6	0.44	0.377	1,440,204	7.4	0.72	3,258,396	7.5	0.31
	05/01/14	13,211,258		April			Pounds Cr						
				151,279			0.475						
05/01/14		13,211,345	1,329					1,451,524			3,282,450		
05/13/14		13,267,656	56,311		7.5	0.28	0.273	1,471,868	7.3	0.73	3,326,392	7.4	0.20
05/14/14		13,280,912	13,256					1,475,015			3,337,773		
05/15/14		13,286,754	5,842					1,476,780			3,342,511		
05/20/14		13,304,068	17,314					1,483,692			3,355,729		

TABLE 1 Influent - Effluent Compliance Summary

N.W. Mauthe Superfund Site
Appleton, Wisconsin
Terracon Project No. 58117057

Date Actual	OUTFALL 001							Manhole #1			Manhole #2		
	Date For Linear Interpolation	Metered Discharge Reading (gallons)	Gallons Discharged Between Meter Reading	Monthly Discharge (gallons)	pH	Hexavalent Chromium Lab Analysis (mg/L) [Local Limit 4.5 mg/L]	Total Chromium Lab Analysis ¹ (mg/L) [Local Limit 7.0 mg/L]	Flow Totalizer #1 Reading (gallons)	pH	Hexavalent Chromium Hach Test Kit (mg/L)	Flow Totalizer #2 Reading (gallons)	pH	Hexavalent Chromium Hach Test Kit (mg/L)
	06/01/14	13,332,599		May			Pounds Cr						
06/02/14		13,336,115	32,047	121,341			0.276	1,495,755			3,382,176		
06/12/14		13,372,027	35,912		7.9	0.40	0.381	1,508,756	7.6	0.60	3,410,073	7.8	0.20
06/14/14		13,374,936	2,909					1,510,080			3,412,070		
06/17/14		13,379,348	4,412					1,512,220			3,415,268		
06/19/14		13,394,274	14,926					1,514,826			3,429,626		
06/20/14		13,401,646	7,372					1,517,014			3,436,003		
06/30/14		13,444,046	42,400					1,531,745			3,470,067		
	07/01/14	13,445,046		June			Pounds Cr	1,532,601			3,472,302		
07/01/14		13,446,138	2,092	112,447			0.357						
07/02/14		13,449,088	2,950					1,533,460			3,475,127		
07/09/14		13,463,816	14,728		7.7	0.68	0.689	1,539,906	7.4	1.0	3,486,800	7.4	1.0
07/14/14		13,472,104	8,288					1,543,805			3,492,830		
07/28/14		13,480,642	8,538	July			Pounds Cr	1,551,065			3,501,179		
	08/01/14	13,481,746		36,700			0.211						
08/01/14		13,481,837	1,195					1,552,341			3,502,760		
08/13/14		13,495,032	13,195		7.9	0.681	0.72	1,557,877	7.5	1.16	3,511,069	7.7	0.92
08/17/14		13,502,593	7,561					1,560,483			3,517,406		
08/19/14		13,509,446	6,853					1,562,278			3,523,163		
08/20/14		13,517,300	7,854					1,563,989			3,530,111		
08/22/14		13,525,676	8,376					1,567,014			3,536,533		
08/25/14		13,534,424	8,748					1,571,333			3,542,173		
08/29/14		13,539,488	5,064					1,573,914			3,545,371		
08/30/14		13,542,314	2,826	August			Pounds Cr	1,575,198			3,547,361		
	09/01/14	13,543,999		62,253			0.37						
09/02/14		13,546,601	4,287					1,577,338			3,550,419		
09/05/14		13,550,482	3,881					1,579,481			3,553,370		
09/08/14		13,562,709	12,227					1,582,918			3,564,025		
09/17/14		13,579,703	16,994		7.9	0.60	0.546	1,589,348	7.6	1.16	3,577,644	7.3	0.36
09/24/14		13,593,114	13,411	September			Pounds Cr	1,595,011			3,577,644		
	10/01/14	13,602,541		58,542			0.27	1,600,155			3,577,644		
10/01/14		13,603,009	9,895					1,600,155			3,577,644		
10/16/14		13,633,400	30,391		7.3	0.67	0.596	1,610,440	7.8	1.28	3,619,044	7.4	0.36
10/28/14		13,658,462	25,062	October			Pounds Cr	1,621,724			3,636,660		
	11/01/14	13,662,568		60,027			0.298						
11/01/14		13,663,621	5,159					1,624,238			3,640,194		
11/12/14		13,672,756	9,135		8.1	1.1	0.980	1,629,780	7.6	1.62	3,648,121	8.1	1.08
11/30/14		13,695,977	23,221					1,640,533			3,663,353		
	12/01/14	13,696,416		November			Pounds Cr						
12/01/14		13,697,118	1,141	37,515			0.306	1,640,533			3,663,353		
12/04/14		13,701,386	4,268					1,643,108			3,666,947		
12/08/14		13,705,980	4,594					1,645,245			3,670,118		
12/12/14		13,709,486	3,506		8.1	1.5	1.320	1,646,957	7.7	2.72	3,672,490	8.5	0.35
12/31/14		13,768,265	58,779					1,666,522			3,720,581		
	01/01/15	13,769,665		December			Pounds Cr						
01/01/15		13,770,654	2,389	73,249			0.805	1,667,388			3,722,195		
01/12/15		13,785,790	15,136		8.2	0.65	0.597	1,674,271	7.8	1.36	3,733,018	7.3	0.20
01/31/15		13,798,407	12,617					1,679,866			3,742,191		
	02/01/15	13,798,622		January			Pounds Cr						
02/01/15		13,798,727	320	28,937			0.144	1,679,866			3,742,588		
02/04/15		13,800,127	1,400		8.1	0.74	0.721	1,680,719	7.9	1.48	3,743,379	7.1	0.17
02/16/15		13,804,943	4,816					1,682,892			3,746,962		
02/20/15		13,805,957	1,014					1,683,320			3,747,752		
02/24/15		13,806,974	1,017					1,683,745			3,748,542		
02/28/15		13,808,369	1,395					1,684,600			3,749,334		
	03/01/15	13,808,507		February			Pounds Cr						
03/01/15		13,808,690	321	9,905			0.059	1,684,600			3,749,728		
03/18/15		13,815,075	6,385		8.2	0.80	0.713	1,687,150	7.2	1.00	3,757,618	8.0	0.34
03/23/15		13,815,928	853					1,688,046			3,759,604		
03/25/15		13,816,332	404					1,688,901			3,759,889		
03/26/15		13,816,697	365					1,689,329			3,760,382		

TABLE 1

Influent - Effluent Compliance Summary

N.W. Mauthe Superfund Site
Appleton, Wisconsin
Terracon Project No. 58117057

Date Actual	OUTFALL 001							Manhole #1			Manhole #2		
	Date For Linear Interpolation	Metered Discharge Reading (gallons)	Gallons Discharged Between Meter Reading	Monthly Discharge (gallons)	pH	Hexavalent Chromium Lab Analysis (mg/L) [Local Limit 4.5 mg/L]	Total Chromium Lab Analysis ¹ (mg/L) [Local Limit 7.0 mg/L]	Flow Totalizer #1 Reading (gallons)	pH	Hexavalent Chromium Hach Test Kit (mg/L)	Flow Totalizer #2 Reading (gallons)	pH	Hexavalent Chromium Hach Test Kit (mg/L)
	04/01/15	13,822,714		March			Pounds Cr						
04/07/15		13,823,071	6,374	14,207			0.084	1,694,467			3,765,931		
04/15/15		13,856,854	33,783		7.4	0.92	0.858	1,704,938	7.7	1.92	3,792,943	7.0	0.25
04/30/15		13,885,187	28,333					1,718,370			3,812,262		
	05/01/15	13,885,585		April			Pounds Cr						
05/04/15		13,889,467	4,280	62,871			0.449	1,720,520			3,815,063		
05/13/15		13,898,048	8,581		8.0	0.60	0.554	1,724,812	7.8	0.92	3,820,667	8.1	0.37
05/18/15		13,905,897	7,849					1,727,444			3,827,133		
05/19/15		13,909,365	3,468					1,728,740			3,830,304		
05/23/15		13,914,964	5,599					1,731,329			3,834,357		
05/25/15		13,920,921	5,957					1,733,052			3,839,818		
05/28/15		13,937,530	16,609					1,736,965			3,854,997		
	06/01/15	13,958,452		May			Pounds Cr						
06/02/15		13,967,174	29,644	72,867			0.336	1,746,201			3,878,793		
06/03/15		13,970,819	3,645					1,747,948			3,881,197		
06/10/15		13,986,712	15,893		7.4	0.60	0.547	1,755,299	7.1	0.66	3,892,044	7.2	0.27
06/16/15		14,018,102	31,390					1,765,062			3,917,649		
06/19/15		14,042,191	24,089					1,772,128			3,937,351		
06/28/15		14,066,780	24,589					1,781,741			3,956,167		
06/30/15		14,069,200	2,420					1,783,061			3,957,962		
	07/01/15	14,069,642		June			Pounds Cr						
07/01/15		14,069,914	714	111,190			0.506	1,783,061			3,957,962		
07/08/15		14,077,301	7,387		7.7	0.37	0.351	1,787,623	7.2	0.68	3,963,593	7.5	0.23
07/14/15		14,085,720	8,419					1,790,678			3,970,192		
07/29/15		14,114,029	28,309					1,804,056			3,993,110		
	08/01/15	14,115,454		July			Pounds Cr						
08/05/15		14,117,883	3,854	45,812			0.134	1,807,395			3,995,776		
08/12/15		14,131,529	13,646			0.41	0.371	1,812,749	7.2	0.51	4,006,460	7.1	0.19
08/17/15		14,137,372	5,843					1,816,582			4,010,201		
08/18/15		14,138,406	1,034					1,817,349			4,011,060		
08/27/15		14,145,800	7,394					1,822,802			4,016,771		
	09/01/15	14,151,425		August			Pounds Cr						
09/04/15		14,155,393	9,593	35,971			0.111	1,828,088			4,025,183		
09/09/15		14,175,870	20,477		7.6	0.23	0.208	1,833,613	7.2	0.72	4,041,266	7.0	0.14
09/18/15		14,191,902	16,032					1,843,839			4,055,798		
09/28/15		14,211,188	19,286					1,852,031			4,069,063		
09/29/15		14,211,559	371					1,852,459			4,069,894		
	10/01/15	14,212,577		September			Pounds Cr						
10/01/15		14,212,781	1,222	61,152			0.106	1,853,738			4,071,365		
10/07/15		14,220,473	7,692			0.72	0.661	1,856,721	7.2	1.26	4,071,365	7.3	0.16
10/13/15		14,226,617	6,144					1,859,329			4,079,148		
10/21/15		14,233,700	7,083					1,863,168			4,082,924		
10/27/15		14,241,197	7,497					1,865,726			4,088,517		
	11/01/15	14,260,606		October			Pounds Cr						
11/02/15		14,266,255	25,058	48,029			0.264	1,872,203			4,108,562		
11/12/15		14,288,543	22,288		7.7	0.73	0.700	1,882,551	7.3	1.20	4,122,107	7.6	0.26
11/30/15		14,334,387	45,844					1,898,090			4,155,815		
	12/01/15	14,336,677		November			Pounds Cr						
12/01/15		14,339,197	4,810	76,072			0.443	1,899,821			4,159,227		
12/10/15		14,364,604	25,407		7.9	0.69	0.627	1,910,218	7.4	0.66	4,176,267	7.3	0.30
12/21/15		14,458,622	94,018					1,937,179			4,246,823		
	01/01/16	14,487,544		December			Pounds Cr						
01/01/16		14,488,585	29,963	150,867			0.788	1,949,306			4,267,333		
01/07/16		14,499,288	10,703		7.9	0.62	0.572	1,954,033	7.4	0.87	4,274,451	7.6	0.40
	02/01/16	14,532,622		January			Pounds Cr						
02/01/16		14,533,138	33,850	45,078			0.215	1,971,254			4,316,580		
02/10/16		14,562,012	28,874		8.1	0.87	0.858	1,973,902	7.6	0.61	4,324,057	8.1	0.70
02/29/16		14,601,368	39,356					1,982,872			4,359,110		
	03/01/16	14,602,713		February			Pounds Cr						
03/01/16		14,603,747	2,379	70,091			0.501	1,983,300			4,361,401		
03/10/16		14,625,282	21,535		7.9	0.63	0.609	1,988,471	7.3	1.44	4,380,928	7.4	0.37
03/31/16		14,728,685	103,403					2,017,845			4,463,804		

TABLE 1 Influent - Effluent Compliance Summary

N.W. Mauthe Superfund Site
Appleton, Wisconsin
Terracon Project No. 58117057

Date Actual	OUTFALL 001							Manhole #1			Manhole #2		
	Date For Linear Interpolation	Metered Discharge Reading (gallons)	Gallons Discharged Between Meter Reading	Monthly Discharge (gallons)	pH	Hexavalent Chromium Lab Analysis (mg/L) [Local Limit 4.5 mg/L]	Total Chromium Lab Analysis ¹ (mg/L) [Local Limit 7.0 mg/L]	Flow Totalizer #1 Reading (gallons)	pH	Hexavalent Chromium Hach Test Kit (mg/L)	Flow Totalizer #2 Reading (gallons)	pH	Hexavalent Chromium Hach Test Kit (mg/L)
	04/01/16	14,733,540		March			Pounds Cr						
04/02/16		14,751,888	23,203	130,827			0.663	2,023,638			4,482,114		
04/06/16		14,770,034	18,146		7.8	0.38	0.244	2,029,748	7.2	0.53	4,495,836	7.2	0.24
	05/01/16	14,827,634		April			Pounds Cr						
05/03/16		14,834,742	64,708	94,094			0.191	2,057,059			4,539,976		
05/12/16		14,846,704	19,070		7.6	0.70	0.645	2,062,615	7.2	0.47	4,547,811	7.1	0.69
05/17/16		14,856,181	9,477					2,067,406			4,553,472		
	06/01/16	14,889,570		May			Pounds Cr						
06/06/16		14,902,417	46,236	61,936			0.333	2,086,371			4,585,701		
06/08/16		14,906,067	3,650		7.5	0.43	0.406	2,088,096	7.1	0.69	4,587,959	7.1	0.25
06/19/16		14,946,108	40,041					2,101,451			4,617,396		
	07/01/16	14,980,911		June			Pounds Cr						
07/01/16		14,983,214	37,106	91,341			0.309	2,113,474			4,646,051		
07/07/16		14,998,455	15,241		7.4	0.50	0.430	2,119,487	7.0	0.87	4,656,766	7.1	0.20
07/31/16		15,036,518	38,063					2,138,364			4,681,191		
	08/01/16	15,036,760		July			Pounds Cr						
08/01/16		15,037,244	726	55,849			0.200	2,138,788			4,682,282		
08/11/16		15,047,013	9,769		7.4	0.61	0.583	2,144,319	7.1	0.98	4,687,103	7.1	0.12
08/24/16		15,065,460	18,447					2,152,060			4,700,186		
	09/01/16	15,080,715		August			Pounds Cr						
09/02/16		15,081,239	15,779	43,955			0.213	2,159,787			4,709,523		
09/08/16		15,093,858	12,619		7.2	0.41	0.355	2,164,508	7.1	0.60	4,718,876	6.9	0.17
09/15/16		15,117,114	23,256					2,173,196			4,734,824		
09/30/16		15,161,513	44,399					2,190,037			4,766,164		
	10/01/16	15,162,610		September			Pounds Cr						
10/01/16		15,162,976	1,463	81,895			0.242	2,190,896			4,766,917		
10/05/16		15,170,280	7,304		7.5	0.76	0.707	2,194,329	7.1	1.17	4,771,417	7.2	0.24
	11/01/16	15,218,316		October			Pounds Cr						
11/01/16		15,218,916	48,636	55,706			0.328	2,214,974			4,803,706		
11/09/16		15,231,072	12,156		7.7	0.58	0.550	2,221,415	7.3	1.02	4,810,434	7.2	0.17
11/30/16		15,257,768	26,696					2,231,705			4,829,512		
	12/01/16	15,259,593		November			Pounds Cr						
12/01/16		15,262,085	4,317	41,277			0.189	2,233,005			4,832,948		
12/08/16		15,278,159	16,074		7.7	0.90	0.832	2,240,348	7.4	1.41	4,843,138	7.3	0.26
	01/01/17	15,320,273		December			Pounds Cr						
01/05/17		15,328,203	50,044	60,680			0.420						
01/05/17		15,328,203	0			1.00	0.895	2,259,750	7.5	1.44	4,878,940	7.4	0.47
01/31/17		15,387,622	59,419					2,272,198			4,933,594		
	02/01/17	15,387,845		January			Pounds Cr						
02/01/17		15,388,387	765	67,572			0.504	2,272,625			4,933,971		
02/09/17		15,399,455	11,068		7.8	0.56	0.542	2,277,351	7.5	0.99	4,941,836	7.1	0.13
	03/01/17	15,452,749		February			Pounds Cr						
03/08/17		15,476,369	76,914	64,904			0.305						
03/08/17		15,476,369	0		7.8	0.59	0.539	2,302,121	7.3	1.14	5,002,178	7.3	0.26
03/14/17		15,497,125	20,756					2,309,539			5,016,906		
03/25/17		15,528,765	31,640					2,321,231			5,039,669		
03/29/17		15,542,291	13,526					2,325,638			5,049,699		
	04/01/17	15,558,808		March			Pounds Cr						
04/02/17		15,562,275	19,984	106,059			0.476	2,333,037			5,064,049		
04/06/17		15,582,526	20,251		7.7	0.43	0.405	2,340,089	7.3	0.57	5,064,049	7.3	0.27
04/27/17		15,676,954	94,428					2,372,953			5,146,405		
	05/01/17	15,703,639		April			Pounds Cr						
05/04/17		15,728,166	51,212	144,831			0.488						
05/04/17		15,728,166	0		7.6	0.28	0.257	2,387,552	7.1	0.36	5,185,807	6.8	0.21
	06/01/17	15,796,047		May			Pounds Cr						
06/08/17		15,812,038	83,872	92,408			0.198						
06/08/17		15,812,038	0		7.5	0.35	0.325	2,421,837	7.1	0.36	5,243,312	7.2	0.16
	07/01/17	15,888,740		June			Pounds Cr						
07/01/17		15,891,390	79,352	92,693			0.251						
07/06/17		15,902,647	11,257		7.5	0.57	0.525	2,453,044	7.1	0.69	5,309,639	7.0	0.50
07/31/17		15,945,154	42,507					2,472,011			5,337,122		

TABLE 1 Influent - Effluent Compliance Summary

N.W. Mauthe Superfund Site
Appleton, Wisconsin
Terracon Project No. 58117057

Date Actual	OUTFALL 001							Manhole #1			Manhole #2		
	Date For Linear Interpolation	Metered Discharge Reading (gallons)	Gallons Discharged Between Meter Reading	Monthly Discharge (gallons)	pH	Hexavalent Chromium Lab Analysis (mg/L) [Local Limit 4.5 mg/L]	Total Chromium Lab Analysis ¹ (mg/L) [Local Limit 7.0 mg/L]	Flow Totalizer #1 Reading (gallons)	pH	Hexavalent Chromium Hach Test Kit (mg/L)	Flow Totalizer #2 Reading (gallons)	pH	Hexavalent Chromium Hach Test Kit (mg/L)
	08/01/17	15,945,504		July			Pounds Cr						
08/01/17		15,945,880	726	56,764			0.248	2,472,438			5,337,492		
08/09/17		15,958,437	12,557		7.4	0.68	0.624	2,478,016	7.0	0.66	5,347,291	6.9	0.38
	09/01/17	15,992,489		August			Pounds Cr						
09/07/17		16,001,926	43,489	46,985			0.244	2,472,438			5,337,492		
09/07/17		16,001,926	0		7.4	0.50	0.488	2,497,770	7.1	0.68	5,375,524	6.9	0.14
09/29/17		16,031,780	29,854					2,510,609			5,395,101		
	10/01/17	16,034,956		September			Pounds Cr						
10/03/17		16,035,404	3,624	42,467			0.173	2,512,318			5,397,338		
10/05/17		16,037,996	2,592		7.5	0.44	0.410	2,513,176	7.1	1.14	5,399,232	6.7	0.12
	11/01/17	16,080,246		October			Pounds Cr						
11/07/17		16,090,463	52,467	45,290			0.155	2,536,891			5,436,850		
11/09/17		16,092,667	2,204		7.6	0.76	0.718	2,538,180	7.2	0.99	5,437,985	7.2	0.22
11/15/17		16,098,379	5,712					2,541,643			5,441,055		
11/30/17		16,109,689	11,310					2,549,030			5,450,173		
	12/01/17	16,110,147		November			Pounds Cr						
12/03/17		16,112,117	2,428	29,901			0.179	2,550,308			5,451,687		
12/07/17		16,115,265	3,148		7.4	0.82	0.755	2,551,590	7.4	1.29	5,453,973	7.4	0.20
12/14/17		16,121,000	5,735					2,551,590			5,453,973		
12/31/17		16,131,936	10,936					2,560,147			5,464,203		
	01/01/18	16,132,116		December			Pounds Cr						
01/01/18		16,132,328	392	21,969			0.138	2,560,571			5,464,203		
01/04/18		16,133,697	1,369		--	0.78	0.734	2,560,993	--	0.41	5,465,331	--	0.04
	02/01/18	16,144,665		January			Pounds Cr						
02/01/18		16,144,863	11,166	12,549			0.077	2,566,068			5,472,876		
02/08/18		16,147,315	2,452		7.8	0.75	0.906	2,567,326	7.4	1.68	5,474,376	7.2	0.16
02/28/18		16,155,889	8,574					2,570,306			5,481,207		
	03/01/18	16,156,053		February			Pounds Cr						
03/01/18		16,156,211	322	11,388			0.086	2,570,306			5,481,586		
03/08/18		16,163,746	7,535		7.7	0.52	0.526	2,574,570	7.4	0.78	5,485,747	7.2	0.20
03/27/18		16,183,153	19,407					2,585,717			5,495,623		
03/31/18		16,188,615	5,462					2,472,869*			5,499,048		
	04/01/18	16,189,199		March			Pounds Cr						
04/01/18		16,190,057	1,442	33,146			0.145	2,473,316			5,500,204		
04/05/18		16,195,349	5,292		7.7	0.60	0.585	2,476,332	7.3	0.84	5,502,874	7.4	0.35
04/10/18		16,203,721	8,372					2,480,242			5,508,217		
04/25/18		16,302,239	98,518					2,508,161			5,586,326		
04/30/18		16,328,835	26,596					2,516,938			5,606,361		
	05/01/18	16,330,212		April			Pounds Cr						
05/01/18		16,331,044	2,209	141,013			0.687	2,517,809			5,607,864		
05/04/18		16,360,268	29,224					2,526,963			5,630,632		
05/10/18		16,409,694	49,426		7.6	0.30	0.315	2,541,347	7.2	0.51	5,667,843	6.8	0.19
05/22/18		16,428,757	19,063					2,547,991			5,681,939		
05/24/18		16,455,003	26,246					2,557,801			5,698,300		
05/29/18		16,462,967	7,964					2,562,178			5,702,537		
	06/01/18	16,466,594		May			Pounds Cr						
06/01/18		16,467,299	4,332	136,382			0.358	2,563,476			5,705,975		
06/05/18		16,476,100	8,801					2,566,515			5,712,597		
06/07/18		16,480,044	3,944		7.6	0.38	0.382	2,568,258	7.1	0.53	5,715,101	7.3	0.21
06/30/18		16,537,167	57,123					2,588,614			5,756,117		
	07/01/18	16,537,690		June			Pounds Cr						
07/01/18		16,538,238	1,071	71,096			0.226	2,589,032			5,756,879		
07/05/18		16,542,427	4,189		7.6	0.31	0.311	2,591,176	7.2	0.57	5,759,920	7.1	0.16
07/12/18		16,545,145	2,718					2,594,639			5,763,368		
07/19/18		16,553,309	8,164					2,597,639			5,766,777		
07/31/18		16,571,725	18,416					2,604,452			5,779,752		
	08/01/18	16,571,996		July			Pounds Cr						
08/01/18		16,572,495	770	34,306			0.089	2,589,032			5,756,879		
08/08/18		16,581,462	8,967		--	0.43	0.438	2,608,818	7.1	0.55	5,785,813	7.0	0.27
08/31/18		16,637,913	56,451					2,629,840			5,828,591		

TABLE 1
Influent - Effluent Compliance Summary

N.W. Mauthe Superfund Site
Appleton, Wisconsin
Terracon Project No. 58117057

Date Actual	OUTFALL 001							Manhole #1			Manhole #2		
	Date For Linear Interpolation	Metered Discharge Reading (gallons)	Gallons Discharged Between Meter Reading	Monthly Discharge (gallons)	pH	Hexavalent Chromium Lab Analysis (mg/L) [Local Limit 4.5 mg/L]	Total Chromium Lab Analysis ¹ (mg/L) [Local Limit 7.0 mg/L]	Flow Totalizer #1 Reading (gallons)	pH	Hexavalent Chromium Hach Test Kit (mg/L)	Flow Totalizer #2 Reading (gallons)	pH	Hexavalent Chromium Hach Test Kit (mg/L)
	09/01/18	16,640,165		August			Pounds Cr						
09/01/18		16,641,711	3,798	68,169			0.125	2,631,151			5,831,336		
09/06/18		16,695,169	53,458		7.5	0.24	0.256	2,646,502	7.1	0.59	5,871,311	6.7	0.08
09/17/18		16,734,724	39,555					2,659,921			5,899,762		
09/18/18		16,738,499	3,775					2,660,806			5,903,277		
09/30/18		16,775,825	37,326					2,672,955			5,932,062		
	10/01/18	16,776,168		September			Pounds Cr						
10/01/18		16,776,700	875	136,003			0.290	2,673,387			5,932,454		
10/03/18		16,785,853	9,153		7.8	0.30	0.303	2,675,556	7.3	0.60	5,940,463	7.1	0.22
10/25/18		16,899,216	113,363					2,709,668			6,027,153		
	11/01/18	16,908,245		October			Pounds Cr						
11/01/18		16,908,712	9,496	132,077			0.333	2,713,560			6,033,788		
11/07/18		16,921,099	12,387		7.7	0.38	0.424	2,717,458	7.1	0.36	6,044,211	6.8	0.34
11/12/18		16,936,140	15,041					2,723,181			6,054,634		
11/14/18		16,940,487	4,347					2,725,362			6,057,406		
11/16/18		16,944,318	3,831					2,727,099			6,059,771		
11/19/18		16,949,417	5,099					2,729,266			6,063,298		
	12/01/18	16,964,903		November			Pounds Cr						
12/06/18		16,972,133	22,716	56,658			0.200	2,738,784			6,080,566		
12/06/18		16,972,133	0		8.0	0.52	0.521	2,738,784	7.4	0.53	6,080,566	7.2	0.45
	01/01/19	17,020,007		December			Pounds Cr						
01/04/19		17,021,076	48,943	55,104			0.239	2,757,483			6,116,420		
01/10/19		17,051,054	29,978		7.8	0.26	0.246	2,765,903	7.2	0.41	6,140,244	7.0	0.18
	02/01/19	17,085,876		January			Pounds Cr						
02/01/19		17,086,762	35,708	65,869			0.135	2,779,438			6,166,376		
02/07/19		17,092,183	5,421		8.0	0.36	0.398	2,781,163	7.5	0.37	6,170,668	7.3	0.35
	03/01/19	17,108,085		February			Pounds Cr						
03/01/19		17,108,314	16,131	22,209			0.074	2,786,817			6,183,118		
03/07/19		17,112,149	3,835		7.9	0.29	0.296	2,788,121	7.4	--	6,186,219	7.4	--
03/26/19		17,201,867	89,718					2,810,744			6,261,318		
	04/01/19	17,220,303		March			Pounds Cr						
04/02/19		17,221,255	19,388	112,218			0.277	2,818,615			6,274,417		
04/02/19		17,221,255	0		7.7	0.40	0.408	2,818,615	7.2	0.53	6,274,417	7.2	0.15
04/18/19		17,270,735	49,480					2,834,848			6,312,336		
04/30/19		17,336,326	65,591					2,855,668			6,362,011		
	05/01/19	17,338,042		April			Pounds Cr						
05/01/19		17,340,509	4,183	117,739			0.400	2,856,981			6,365,212		
05/09/19		17,366,641	26,132		7.8	0.43	0.441	2,866,635	7.2	0.39	6,383,940	7.2	0.66
	06/01/19	17,467,893		May			Pounds Cr						
06/06/19		17,492,562	125,921	129,851			0.477	2,856,981			6,365,212		
06/06/19		17,492,562	0		7.6	0.23	0.249	2,908,632	7.2	0.32	6,478,871	7.0	0.22
06/11/19		17,502,105	9,543					2,912,952			6,486,321		
06/18/19		17,525,532	23,427					2,920,258			6,503,730		
	07/01/19	17,581,030		June			Pounds Cr						
07/08/19		17,613,923	88,391	113,137			0.235	2,947,437			6,572,415		
07/10/19		17,619,393	5,470		7.6	0.25	0.229	2,949,581	7.1	0.48	6,576,370	7.0	0.12
07/22/19		17,636,628	17,235					2,956,444			6,590,064		
07/23/19		17,644,137	7,509					2,958,908			6,596,369		
07/26/19		17,655,780	11,643					2,961,918			6,602,890		
07/31/19		17,662,536	6,756					2,965,324			6,606,751		
	08/01/19	17,662,953		July			Pounds Cr						
08/01/19		17,663,650	1,114	81,923			0.156	2,965,752			6,607,522		
08/07/19		17,674,432	10,782		7.7	0.37	0.383	2,969,223	7.3	0.38	6,615,773	7.5	0.30
08/31/19		17,712,769	38,337					2,984,986			6,643,285		
	09/01/19	17,713,001		August			Pounds Cr						
09/01/19		17,713,872	1,103	50,048			0.160	2,985,412			6,644,057		
09/05/19		17,719,385	5,513		7.8	0.48	0.489	2,987,590	7.3	0.50	6,644,933	7.3	0.43
09/18/19		17,790,650	71,265					3,009,066			6,701,147		
09/30/19		17,829,959	39,309					3,022,795			6,730,481		
	10/01/19	17,830,522		September			Pounds Cr						
10/01/19		17,831,112	1,153	117,521			0.479	2,985,412			6,644,057		
10/10/19		17,895,551	64,439		7.7	0.23	0.239	3,042,581	7.4	0.35	6,779,975	7.2	0.16
10/31/19		17,949,436	53,885					3,063,263			6,819,059		

TABLE 1 Influent - Effluent Compliance Summary

N.W. Mauthe Superfund Site
Appleton, Wisconsin
Terracon Project No. 58117057

Date Actual	OUTFALL 001							Manhole #1			Manhole #2		
	Date For Linear Interpolation	Metered Discharge Reading (gallons)	Gallons Discharged Between Meter Reading	Monthly Discharge (gallons)	pH	Hexavalent Chromium Lab Analysis (mg/L) [Local Limit 4.5 mg/L]	Total Chromium Lab Analysis ¹ (mg/L) [Local Limit 7.0 mg/L]	Flow Totalizer #1 Reading (gallons)	pH	Hexavalent Chromium Hach Test Kit (mg/L)	Flow Totalizer #2 Reading (gallons)	pH	Hexavalent Chromium Hach Test Kit (mg/L)
	11/01/19	17,950,221		October			Pounds Cr						
11/01/19		17,950,822	1,386	119,699			0.238	3,063,964			6,819,849		
11/07/19		17,964,181	13,359		8.0	0.36	0.343	3,069,346	7.5	0.39	6,828,897	7.7	0.26
11/30/19		18,029,863	65,682					3,091,286			6,879,193		
	12/01/19	18,031,315		November			Pounds Cr						
12/01/19		18,032,559	2,696	81,094			0.232	3,091,718			6,881,218		
12/06/19		18,058,482	25,923		8.0	0.35	0.343	3,099,656	7.3	0.34	6,901,417	7.8	0.14
12/31/19		18,123,426	64,944					3,122,055			6,954,035		
	01/01/20	18,126,523		December			Pounds Cr						
01/01/20		18,127,980	4,554	95,208			0.272	3,122,936			6,954,035		
01/03/20		18,137,077	9,097		7.9	0.46	0.438	3,125,583	7.6	0.43	6,961,319	7.6	0.41
01/31/20		18,185,942	48,865					3,144,421			6,996,350		
	02/01/20	18,188,180		January			Pounds Cr						
02/03/20		18,188,411	2,469	61,657			0.225	3,145,281			6,998,288		
02/07/20		18,193,814	5,403		8.0	0.60	0.562	3,147,017	7.6	0.28	7,002,580	7.9	0.22
02/28/20		18,215,202	21,388					3,155,718			7,017,733		
	03/01/20	18,217,070		February			Pounds Cr						
03/02/20		18,218,425	3,223	28,890			0.135	3,157,017			7,020,060		
03/06/20		18,227,194	8,769		8.0	0.81	0.776	3,159,176	7.4	0.53	7,027,934	7.9	0.44
03/31/20		18,382,609	155,415					3,201,453			7,154,334		
	04/01/20	18,384,172		March			Pounds Cr						
04/01/20		18,388,797	6,188	167,102			1.080	3,203,232			7,159,271		
04/10/20		18,415,384	26,587		8.1	0.25	0.237	3,213,356	7.7	0.18	7,178,272	8.1	0.16
04/30/20		18,455,631	40,247					3,228,721			7,207,059		
	05/01/20	18,456,245		April			Pounds Cr						
05/01/20		18,457,479	1,848	72,073			0.142	3,229,593			7,208,236		
05/07/20		18,465,286	7,807		8.0	0.26	0.262	3,233,088	7.5	0.18	7,213,316	7.9	0.12
05/30/20		18,547,864	82,578					3,261,998			7,273,059		
	06/01/20	18,552,699		May			Pounds Cr						
06/01/20		18,555,721	7,857	96,454			0.210	3,264,658			7,279,075		
06/04/20		18,563,811	8,090		7.8	0.28	0.282	3,267,737	7.3	0.20	7,284,611	7.5	0.20
06/30/20		18,636,606	72,795					3,294,057			7,339,953		
	07/01/20	18,637,892		June			Pounds Cr						
07/01/20		18,638,722	2,116	85,193			0.200	3,294,931			7,341,133		
07/10/20		18,652,865	14,143		7.9	0.29	0.284	3,301,008	7.3	0.23	7,350,478	7.5	0.20
07/31/20		18,723,698	70,833					3,324,361			7,403,193		
	08/01/20	18,724,228		July			Pounds Cr						
08/03/20		18,728,205	4,507	86,336			0.204	3,326,528			7,405,919		
08/06/20		18,731,111	2,906		7.8	0.33	0.345	3,327,827	7.3	0.34	7,407,858	7.5	0.18
08/31/20		18,753,077	21,966					3,339,110			7,421,402		
	09/01/20	18,753,491		August			Pounds Cr						
09/01/20		18,753,819	742	29,263			0.084	3,339,541			7,421,789		
09/11/20		18,760,472	6,653		8.1	0.57	0.544	3,343,863	7.3	0.45	7,427,984	7.6	0.41
09/30/20		18,792,498	32,026					3,358,277			7,446,675		
	10/01/20	18,792,926		September			Pounds Cr						
10/01/20		18,793,222	724	39,435			0.179	3,358,711			7,427,060		
10/08/20		18,800,494	7,272		8.1	0.50	0.497	3,362,178	7.4	0.30	7,451,303	7.6	0.26
10/30/20		18,848,450	47,956					3,382,506			7,482,072		
	11/01/20	18,850,614		October			Pounds Cr						
11/02/20		18,852,636	4,186	57,688			0.239	3,384,697			7,484,406		
11/06/20		18,857,874	5,238		8.0	0.38	0.388	3,387,314	7.3	0.50	7,487,496	7.7	0.13
11/30/20		18,905,102	47,228					3,402,642			7,523,584		
	12/01/20	18,905,731		November			Pounds Cr						
12/01/20		18,906,214	1,112	55,117			0.178	3,403,078			7,524,365		
12/11/20		18,916,201	9,987		8.2	0.46	0.456	3,406,790	7.6	0.44	7,531,716	7.8	0.17
12/31/20		18,929,139	12,938					3,412,036			7,540,417		
	01/01/21	18,929,421		December			Pounds Cr						
01/01/21		18,929,873	734	23,690			0.090	3,412,468			7,540,800		
01/08/21		18,932,355	2,482		8.0	0.42	0.461	3,413,334	7.6	0.34	7,542,714	7.9	0.13
01/30/21		18,943,896	11,541					3,417,699			7,550,795		

TABLE 1

Influent - Effluent Compliance Summary

N.W. Mauthe Superfund Site
Appleton, Wisconsin
Terracon Project No. 58117057

Date Actual	OUTFALL 001							Manhole #1			Manhole #2		
	Date For Linear Interpolation	Metered Discharge Reading (gallons)	Gallons Discharged Between Meter Reading	Monthly Discharge (gallons)	pH	Hexavalent Chromium Lab Analysis (mg/L) [Local Limit 4.5 mg/L]	Total Chromium Lab Analysis ¹ (mg/L) [Local Limit 7.0 mg/L]	Flow Totalizer #1 Reading (gallons)	pH	Hexavalent Chromium Hach Test Kit (mg/L)	Flow Totalizer #2 Reading (gallons)	pH	Hexavalent Chromium Hach Test Kit (mg/L)
	02/01/21	18,944,934		January			Pounds Cr						
02/01/21		18,945,098	1,202	15,513			0.060	3,418,132			7,551,562		
02/05/21		18,946,680	1,582		8.2	0.43	0.451	3,418,564	7.8	0.58	7,552,713	7.8	0.12
02/26/21		18,956,204	9,524					3,422,065			7,558,504		
	03/01/21	18,960,761		February			Pounds Cr						
03/01/21		18,961,256	5,052	15,827			0.059	3,422,496			7,563,170		
03/05/21		18,969,678	8,422		8.4	0.64	0.717	3,424,232	7.9	0.61	7,569,835	8.1	0.30
03/31/21		19,036,724	67,046					3,438,199			7,624,655		
	04/01/21	19,037,526		March			Pounds Cr						
04/01/21		19,039,130	2,406	76,765			0.458	3,439,060			7,626,237		
04/09/21		19,053,329	14,199		8.0	0.77	0.713	3,441,663	7.6	0.29	7,638,396	7.8	0.62
04/30/21		19,102,538	49,209					3,453,500			7,678,642		
	05/01/21	19,103,047		April			Pounds Cr						
05/03/21		19,106,978	4,440	65,521			0.389	3,454,365			7,682,550		
05/07/21		19,117,383	10,405		8.1	0.48	0.495	3,456,545	7.7	0.45	7,691,616	7.7	0.28
05/31/21		19,146,522	29,139					3,465,305			7,717,857		
	06/01/21	19,146,979		May			Pounds Cr						
06/01/21		19,147,993	1,471	43,932			0.181	3,465,737			7,719,031		
06/04/21		19,151,356	3,363			0.14	0.379	3,466,606	7.5	0.25	7,721,760	7.8	0.18
06/30/21		19,201,059	49,703					3,478,422			7,763,244		
	07/01/21	19,201,961		June			Pounds Cr						
07/01/21		19,203,673	2,614	54,982			0.174	3,479,292			7,765,222		
07/09/21		19,234,138	30,465		7.9	0.53	0.477	3,485,443	7.4	0.34	7,791,359	7.4	0.13
07/30/21		19,296,322	62,184					3,501,153			7,841,853		
	08/01/21	19,298,052		July			Pounds Cr						
08/02/21		19,299,573	3,251	96,091			0.382	3,502,015			7,844,580		
08/05/21		19,303,238	3,665		7.9	0.35	0.356	3,503,307	7.4	0.51	7,847,295	7.5	0.10
08/31/21		19,386,156	82,918					3,521,335			7,917,739		
	09/01/21	19,387,776		August			Pounds Cr						
09/01/21		19,390,270	4,114	89,724			0.266	3,522,204			7,920,922		
09/10/21		19,406,508	16,238		7.9	0.37	0.346	3,526,537	7.4	0.33	7,934,218	7.3	0.12
09/30/21		19,420,173	13,665					3,532,626			7,948,890		
	10/01/21	19,420,382		September			Pounds Cr						
10/01/21		19,420,522	349	32,606			0.094	3,532,626			7,949,274		

Italicized red type metered discharge reading was calculated by linear interpolation to 12 midnight.

Industrial User (Wastewater Discharge) Permit 18-21 Outfall 001 Effluent Limits		
pH	Hexavalent Chromium	Total Chromium
Between 5.0 and 12.4 s.u.	<4.5 mg/L	<7.0 mg/L

¹ Beginning in September 2018, the Total Chromium lab sample was not filtered. Previously, through August 2018, the sample was filtered (0.45 micron filter).

* On 3/31/18, the MH1 flowmeter face was blank. Upon replacing the batteries, the totalizer reading reverted to 2,472,869 gallons, a difference of -112,848 gallons from the previous known total.

TABLE 2
City of Appleton Compliance Limits, Outfall 001
 N.W. Mauthe Superfund Site - Appleton, WI

Permit #18-21 Limits	Sampler	Sample Date	Aluminum	Arsenic	Cadmium	Chromium	Copper	Cyanide	Lead	Mercury	Nickel	Zinc	Hexavalent
			(mg/L)	(mg/L)	(mg/L)	Total ¹ (mg/L)	(mg/L)	(mg/L)	(mg/L)	(mg/L)	(mg/L)	(mg/L)	(mg/L)
			70	1.0	0.3	7.0	3.5	1.0	2.0	0.002	2.0	10.0	4.5
CH2M Hill	02/20/97	<.02	<.003	<.00050	0.04	<.01	<.00001	<.005	<.0002	<.005	0.0051	<.01	
CH2M Hill	03/24/98	0.0152	<.002	<.00004	0.0637	<.0095	<.0017	<.0006	<.000015	<.0095	0.0046	0.1000	
Appleton	04/29/98	<.011	<.002	<.005	0.2200	<.05	0.0020	<.1	<.0002	<.04	<.005	NA	
Appleton	10/07/98	<.011	<.002	0.0050	0.1700	<.05	<.001	<.1	<.0002	<.04	0.0250	NA	
MCO	03/18/99	<.009	<.003	<.00031	NA	.00068****	<.000032	<.0024	<.00005	.00351****	<.012	<.0036	
Appleton	03/18/99	<.011	<.002	<.005	<.05	<.05	0.0010	0.1000	<.00005	0.0400	0.0180	NA	
Appleton	09/21/99	<.011	<.002	<.005	<.05	<.05	0.0030	<.1	<.00015	<.04	0.0080	NA	
Appleton	02/15/00	<.015	<.0020	<.005	0.0900	<.05	<.001	<.1	<.00013	<.04	0.0280	NA	
MCO	03/13/00	<.009	<.003	<.00031	0.1400	<.0006	<.0044	<.0024	<.00005	0.0012	<.012	NA	
Appleton	02/21/01	<.015	<.002	<.005	0.11	<.05	0.001	<.1	<.00013	<.04	0.042	NA	
MCO	03/01/01	<.034	<.0027	.012****	0.25	.0088****	<.0033	<.17	<.00005	.036****	0.015	<.0036	
Appleton	10/02/01	0.016	<.002	<.005	0.14	<.05	<.001	<.1	<.00013	<.04	0.065	NA	
MCO	03/19/02	<.034	<.0027	<.0075	0.36	<.0077	<.0027	<.17	<.00005	<.017	<.012	<.0036	
Appleton	05/02/02	<.049	<.012	<.014	0.362	<.015	<.0014	<.060	<.00011	<.011	<.009	NA	
Appleton	11/12/02	0.027	<.0082	<.00053	0.23	<.009	<.0007	<.00084	<.000028	0.0044	0.0081	NA	
Appleton	02/11/03	<.027	<.0082	<.00053	0.086	<.0009	<.0014	<.0013	<.000028	0.0036	<.025	NA	
Appleton	03/24/03	<.045	<.0027	<.0088	0.13	0.075	<.0050	<.16	<.000050	<.019	<.0044	<.0036	
Appleton	10/23/03	0.0045	0.0013	<.00001	0.221	<.00008	<.0005	<.00006	0.0002	<.025	<.010	NA	
Appleton	03/24/04	<.050	<.0026	<.010	0.15	<.0060	<.0050	<.16	<.000025	<.020	<.010	NA	
Appleton	11/09/04	0.0071	<.0012	<.0001	0.04	0.0008	<.0005	<.008	<.0002	0.0013	<.01	NA	
MCO	08/08/05	0.023	<.0035	<.0003	0.039	0.0019	<.0037	<.0011	<.000026	<.0044	0.0024	<.0005	
Appleton	11/05/06	0.0052	<.0012	<.0001	0.088	<.0005	<.005	<.0008	<.0002	0.0017	<.010	NA	
Appleton	02/23/06	0.0021	<.0012	<.0001	0.08	<.0005	<.0005	<.0008	<.0002	0.0022	<.010	NA	
MCO	03/23/06	<.020	<.0076	<.00074	0.32	0.0018	0.0043	<.0034	<.000026	0.0033	<.020	NA	
Appleton	06/27/06	<.020	<.0076	<.00074	0.700	0.0016	<.0094	<.0034	<.000072	0.0021	<.020	<.0350	
Appleton	10/05/06	0.037	<.00011	<.0001	4.575	0.0068	0.01	<.001	<.0002	0.0026	<.010	NA	
Appleton	03/22/07	<.007	<.007	<.001	1.9	3.5	<.004	<.03	<.0002	<.04	<.01	NA	
MCO	04/02/07	0.0383	0.00024	0.000086	1.41	0.0041	<.0094	0.00013	<.00019	0.0035	0.009	NA	
Appleton	12/04/07	<.007	<.001	<.001	3.4	<.001	0.008	<.03	<.0002	<.04	<.01	1.5	
Appleton	01/16/08	0.21	<.0005	<.001	<.03	0.02	0.017	0.06	0.0003	<.04	0.04	NA	
OMNNI	04/08/08	0.0114	0.00043	0.00011	0.864	0.0043	0.014 J	0.000095 J	<.0001	0.0024	0.0071	0.063	
Appleton	08/19/08	<.008	<.001	<.001	0.95	<.001	0.005	<.03	0.0002	<.02	<.01	NA	
Appleton	03/31/09	<.009	<.012	<.001	0.99	<.001	<.0008	<.05	<.0002	<.02	<.01	NA	
OMNNI	04/07/09	<.0151	0.003 J	0.00040 J	0.767	0.0024 J	<.0060	<.0014	<.00010	0.0016 J	0.0137 J	0.84	
Appleton	09/22/09	<.008	<.006	<.001	2.3	<.001	<.008	<.05	<.0002	<.02	<.01	NA	
Appleton	03/02/10	<.006	<.002	<.001	1.6	<.001	<.008	<.03	<.0002	<.01	<.01	NA	
OMNNI	04/06/10	0.0501 J	<.0014	0.00043 J	1.16	0.0024 J	<.0061	<.00075	<.0001	0.0023 J	0.0046 J	1.3	
Appleton	11/02/10	<.010	<.010	<.001	0.71	<.001	<.008	<.03	<.0002	<.01	<.01	NA	
Appleton	02/24/11	<.008	<.001	<.001	1.5	<.001	0.008	<.04	<.0002	<.02	<.01	NA	
OMNNI	04/05/11	0.0725 J	0.0025 J	<.00026	0.401	0.0028 J	<.0061	<.0014	<.00010	0.00053 J	0.0023 J	0.40	
Appleton	10/26/11	<.008	<.0005	<.001	1.2	<.001	0.007	<.04	<.0002	<.02	<.01	NA	
Appleton	03/21/12	<.011	<.004	<.001	1.3	0.01	0.007	<.04	<.0002	<.02	<.01	NA	
Terracon	04/05/12	<.00695	<.0047	<.00039	0.696	0.014 J	<.0061	<.0014	<.00010	0.001 J	<.0053	0.83	
Appleton	10/04/12	0.0865	0.0051	0.00049	1.43	0.0028 J	0.026	0.0022	0.0001	0.00019 J	<.0053	NA	
Terracon	04/11/13	0.078	<.004	<.00048	0.431	0.0024 J	<.0038	<.027	<.00010	0.00013 J	<.0024	0.42	
Appleton	04/17/13	<.00714	<.0042	<.00048	0.279	0.0029 J	<.0038	<.027	<.00010	0.00062 J	<.0024	NA	
Appleton	11/20/13	<.00714	<.0042	<.00048	1.13	0.0018 J	0.0044 J	<.027	<.00010	0.00085 J	0.0034 J	NA	
Appleton	04/15/14	0.119 J	<.0068	<.001	0.27	0.0036 J	<.060	<.0016	<.00010	<.0013	<.0058	NA	
Terracon	05/13/14	0.116 J	<.0068	<.001	0.273	0.0034 J	<.060	0.0040 J	<.00010	<.0013	0.0064 J	0.28	
Appleton	9/24/2014	<.00655	<.0068	<.001	0.757	<.0034	<.010	<.0016	<.00010	<.0013	<.0058	NA	
Terracon	4/15/2015	0.054 J	<.0072	<.00060	0.858	0.0041 J	<.010	<.0030	<.00010	<.0014	0.0026 J	0.92	
Appleton	6/3/2015	<.00655	<.0068	<.001	0.504	<.0034	<.020	<.0016	<.00010	0.0013 J	<.0058	NA	
Appleton	10/21/2015	0.105 J	<.0068	<.0010	0.676	<.0034	<.010	0.0024 J	<.00010	<.0013	0.0078 J	NA	
Terracon	5/12/2016	0.0637 J	<.0072	<.00060	0.645	<.0036	<.0068	<.0030	<.00013	0.0018 J	<.0013	0.70	
Appleton	5/17/2016	<.0090	<.001	<.0010	0.530	<.0010	<.007	<.030	<.0002	<.020	<.01	NA	
Appleton	11/1/2016	<.0090	<.010	<.010	0.560	<.010	<.007	<.030	<.0002	<.020	<.010	NA	
Appleton	4/27/2017	<.0060	<.001	<.0010	0.370	<.010	0.007	<.030	<.0002	<.020	<.010	NA	
Terracon	6/8/2017	<.00555	<.0083	<.0013	0.345	<.0063	<.0068	<.0043	<.00013	<.0026	<.0093	0.35	
Appleton	11/9/2017	<.0060	0.001	0.010	0.770	<.010	<.007	<.030	<.0002	<.020	<.010	NA	
Appleton	5/22/2018	NA	<.015	<.0006	0.319	0.005	0.010	<.005	<.0002	0.005	<.002	NA	
Terracon	6/7/2018	0.0713 J	<.0083	<.0013	0.382	<.0063	<.014	<.0043	<.00013	<.0026	<.0093	0.38	
Appleton	11/14/2018	NA	0.020	0.001	0.325	0.004	<.009	<.005	<.0002	0.004	0.004	NA	
Appleton	4/18/2019	NA	<.015	<.0006	0.519	0.005	<.005	<.009	<.0002	0.005	<.002	NA	
Terracon	7/10/2019	NA	0.0091 J	<.0013	0.229	<.0063	0.011 J	0.006 J	<.00013	0.0029 J	<.0116	0.25	
Appleton	9/18/2019	NA	<.015	<.0006	0.003	0.005	<.009	<.005	<.0002	0.004	<.002	NA	
Appleton	6/4/2020	NA	<.028	<.0006	0.295	0.008	<.018	<.007	<.0002	0.008	<.009	NA	
Terracon	6/4/2020	NA	<.0083	<.0013	0.282	<.0034	<.0069	<.0059	<.00084	<.0026	<.0116	0.28	
Appleton	9/30/2020	NA	<.028	<.0004	0.520	0.005	<.014	<.007	<.0002	0.006	<.004	NA	
Appleton	5/19/2021	Results not yet available											
Terracon	6/4/2021	NA	<.0083	<.0013	0.379	0.006	<.0069	<.0059	<.00066	<.0026	0.0211 J	0.14	

J = Estimated concentration detected above the limit of detection and below the limit of quantitation

¹ Beginning in September 2018, the Total Chromium lab sample was not filtered. Previously, through August 2018, the sample was filtered (0.45 micron filter).

July 19, 2021

Scott Hodgson
Terracon, Inc. - Franklin
9856 South 57th Street
Franklin, WI 53132

RE: Project: 58117057 MAUTHE
Pace Project No.: 40229691

Dear Scott Hodgson:


Enclosed are the analytical results for sample(s) received by the laboratory on July 09, 2021. The results relate only to the samples included in this report. Results reported herein conform to the applicable TNI/NELAC Standards and the laboratory's Quality Manual, where applicable, unless otherwise noted in the body of the report.

The test results provided in this final report were generated by each of the following laboratories within the Pace Network:

- Pace Analytical Services - Green Bay

If you have any questions concerning this report, please feel free to contact me.

Sincerely,



Dan Milewsky
dan.milewsky@pacelabs.com
(920)469-2436
Project Manager

Enclosures



REPORT OF LABORATORY ANALYSIS

This report shall not be reproduced, except in full,
without the written consent of Pace Analytical Services, LLC.

CERTIFICATIONS

Project: 58117057 MAUTHE

Pace Project No.: 40229691

Pace Analytical Services Green Bay

1241 Bellevue Street, Green Bay, WI 54302

Florida/NELAP Certification #: E87948

Illinois Certification #: 200050

Kentucky UST Certification #: 82

Louisiana Certification #: 04168

Minnesota Certification #: 055-999-334

New York Certification #: 12064

North Dakota Certification #: R-150

Virginia VELAP ID: 460263

South Carolina Certification #: 83006001

Texas Certification #: T104704529-14-1

Wisconsin Certification #: 405132750

Wisconsin DATCP Certification #: 105-444

USDA Soil Permit #: P330-16-00157

Federal Fish & Wildlife Permit #: LE51774A-0

REPORT OF LABORATORY ANALYSIS

This report shall not be reproduced, except in full,
without the written consent of Pace Analytical Services, LLC.

SAMPLE SUMMARY

Project: 58117057 MAUTHE
Pace Project No.: 40229691

Lab ID	Sample ID	Matrix	Date Collected	Date Received
40229691001	OUTFALL - 001	Water	07/09/21 06:33	07/09/21 12:43

REPORT OF LABORATORY ANALYSIS

This report shall not be reproduced, except in full,
without the written consent of Pace Analytical Services, LLC.

SAMPLE ANALYTE COUNT

Project: 58117057 MAUTHE
Pace Project No.: 40229691

Lab ID	Sample ID	Method	Analysts	Analytes Reported	Laboratory
40229691001	OUTFALL - 001	EPA 6010D	TXW	1	PASI-G
		SM 3500-Cr B (Online)	HNT	1	PASI-G

PASI-G = Pace Analytical Services - Green Bay

REPORT OF LABORATORY ANALYSIS

This report shall not be reproduced, except in full,
without the written consent of Pace Analytical Services, LLC.

SUMMARY OF DETECTION

Project: 58117057 MAUTHE

Pace Project No.: 40229691

Lab Sample ID Method	Client Sample ID Parameters	Result	Units	Report Limit	Analyzed	Qualifiers
40229691001	OUTFALL - 001					
EPA 6010D	Chromium	477	ug/L	10.0	07/14/21 18:00	
SM 3500-Cr B (Online)	Chromium, Hexavalent	0.53	mg/L	0.12	07/09/21 15:18	

REPORT OF LABORATORY ANALYSIS

This report shall not be reproduced, except in full,
without the written consent of Pace Analytical Services, LLC.

PROJECT NARRATIVE

Project: 58117057 MAUTHE

Pace Project No.: 40229691

Method: EPA 6010D

Description: 6010D MET ICP

Client: Terracon, Inc. - Franklin

Date: July 19, 2021

General Information:

1 sample was analyzed for EPA 6010D by Pace Analytical Services Green Bay. All samples were received in acceptable condition with any exceptions noted below or on the chain-of custody and/or the sample condition upon receipt form (SCUR) attached at the end of this report.

Hold Time:

The samples were analyzed within the method required hold times with any exceptions noted below.

Sample Preparation:

The samples were prepared in accordance with EPA 3010A with any exceptions noted below.

Initial Calibrations (including MS Tune as applicable):

All criteria were within method requirements with any exceptions noted below.

Continuing Calibration:

All criteria were within method requirements with any exceptions noted below.

Method Blank:

All analytes were below the report limit in the method blank, where applicable, with any exceptions noted below.

Laboratory Control Spike:

All laboratory control spike compounds were within QC limits with any exceptions noted below.

Matrix Spikes:

All percent recoveries and relative percent differences (RPDs) were within acceptance criteria with any exceptions noted below.

Additional Comments:

REPORT OF LABORATORY ANALYSIS

This report shall not be reproduced, except in full,
without the written consent of Pace Analytical Services, LLC.

PROJECT NARRATIVE

Project: 58117057 MAUTHE

Pace Project No.: 40229691

Method: SM 3500-Cr B (Online)

Description: Chromium, Hexavalent

Client: Terracon, Inc. - Franklin

Date: July 19, 2021

General Information:

1 sample was analyzed for SM 3500-Cr B (Online) by Pace Analytical Services Green Bay. All samples were received in acceptable condition with any exceptions noted below or on the chain-of custody and/or the sample condition upon receipt form (SCUR) attached at the end of this report.

Hold Time:

The samples were analyzed within the method required hold times with any exceptions noted below.

Method Blank:

All analytes were below the report limit in the method blank, where applicable, with any exceptions noted below.

Laboratory Control Spike:

All laboratory control spike compounds were within QC limits with any exceptions noted below.

Matrix Spikes:

All percent recoveries and relative percent differences (RPDs) were within acceptance criteria with any exceptions noted below.

Additional Comments:

This data package has been reviewed for quality and completeness and is approved for release.

REPORT OF LABORATORY ANALYSIS

This report shall not be reproduced, except in full,
without the written consent of Pace Analytical Services, LLC.

ANALYTICAL RESULTS

Project: 58117057 MAUTHE

Pace Project No.: 40229691

Sample: OUTFALL - 001 **Lab ID: 40229691001** Collected: 07/09/21 06:33 Received: 07/09/21 12:43 Matrix: Water

Parameters	Results	Units	LOQ	LOD	DF	Prepared	Analyzed	CAS No.	Qual
6010D MET ICP									
Analytical Method: EPA 6010D Preparation Method: EPA 3010A Pace Analytical Services - Green Bay									
Chromium	477	ug/L	10.0	2.5	1	07/13/21 05:53	07/14/21 18:00	7440-47-3	
Chromium, Hexavalent									
Analytical Method: SM 3500-Cr B (Online) Pace Analytical Services - Green Bay									
Chromium, Hexavalent	0.53	mg/L	0.12	0.037	5		07/09/21 15:18		

REPORT OF LABORATORY ANALYSIS

This report shall not be reproduced, except in full,
without the written consent of Pace Analytical Services, LLC.

QUALITY CONTROL DATA

Project: 58117057 MAUTHE
Pace Project No.: 40229691

QC Batch: 390228	Analysis Method: EPA 6010D
QC Batch Method: EPA 3010A	Analysis Description: 6010D MET
	Laboratory: Pace Analytical Services - Green Bay

Associated Lab Samples: 40229691001

METHOD BLANK: 2250341 Matrix: Water
Associated Lab Samples: 40229691001

Parameter	Units	Blank Result	Reporting Limit	Analyzed	Qualifiers
Chromium	ug/L	<2.5	10.0	07/14/21 17:16	

LABORATORY CONTROL SAMPLE: 2250342

Parameter	Units	Spike Conc.	LCS Result	LCS % Rec	% Rec Limits	Qualifiers
Chromium	ug/L	250	253	101	80-120	

MATRIX SPIKE & MATRIX SPIKE DUPLICATE: 2250343 2250344

Parameter	Units	2250343		2250344		MS % Rec	MSD % Rec	% Rec Limits	RPD	Max RPD	Qual
		40229655001 Result	MS Spike Conc.	MSD Spike Conc.	MS Result						
Chromium	ug/L	120	250	250	383	381	105	104	75-125	0	20

Results presented on this page are in the units indicated by the "Units" column except where an alternate unit is presented to the right of the result.

REPORT OF LABORATORY ANALYSIS

This report shall not be reproduced, except in full,
without the written consent of Pace Analytical Services, LLC.

QUALITY CONTROL DATA

Project: 58117057 MAUTHE
Pace Project No.: 40229691

QC Batch: 390090	Analysis Method: SM 3500-Cr B (Online)
QC Batch Method: SM 3500-Cr B (Online)	Analysis Description: Chromium, Hexavalent by 3500
	Laboratory: Pace Analytical Services - Green Bay

Associated Lab Samples: 40229691001

METHOD BLANK: 2249515 Matrix: Water
Associated Lab Samples: 40229691001

Parameter	Units	Blank Result	Reporting Limit	Analyzed	Qualifiers
Chromium, Hexavalent	mg/L	<0.0073	0.024	07/09/21 15:17	

LABORATORY CONTROL SAMPLE: 2249516

Parameter	Units	Spike Conc.	LCS Result	LCS % Rec	% Rec Limits	Qualifiers
Chromium, Hexavalent	mg/L	0.3	0.32	107	90-110	

MATRIX SPIKE & MATRIX SPIKE DUPLICATE: 2249517 2249518

Parameter	Units	2249517		2249518		MS % Rec	MSD % Rec	% Rec Limits	RPD	Max RPD	Qual
		40229691001 Result	MS Spike Conc.	MSD Spike Conc.	MS Result						
Chromium, Hexavalent	mg/L	0.53	1.5	1.5	2.0	2.0	102	97	90-110	3	20

Results presented on this page are in the units indicated by the "Units" column except where an alternate unit is presented to the right of the result.

REPORT OF LABORATORY ANALYSIS

This report shall not be reproduced, except in full,
without the written consent of Pace Analytical Services, LLC.

QUALIFIERS

Project: 58117057 MAUTHE

Pace Project No.: 40229691

DEFINITIONS

DF - Dilution Factor, if reported, represents the factor applied to the reported data due to dilution of the sample aliquot.

ND - Not Detected at or above LOD.

J - Estimated concentration at or above the LOD and below the LOQ.

LOD - Limit of Detection adjusted for dilution factor, percent moisture, initial weight and final volume.

LOQ - Limit of Quantitation adjusted for dilution factor, percent moisture, initial weight and final volume.

S - Surrogate

1,2-Diphenylhydrazine decomposes to and cannot be separated from Azobenzene using Method 8270. The result for each analyte is a combined concentration.

Consistent with EPA guidelines, unrounded data are displayed and have been used to calculate % recovery and RPD values.

LCS(D) - Laboratory Control Sample (Duplicate)

MS(D) - Matrix Spike (Duplicate)

DUP - Sample Duplicate

RPD - Relative Percent Difference

NC - Not Calculable.

SG - Silica Gel - Clean-Up

U - Indicates the compound was analyzed for, but not detected at or above the adjusted LOD.

N-Nitrosodiphenylamine decomposes and cannot be separated from Diphenylamine using Method 8270. The result reported for each analyte is a combined concentration.

Pace Analytical is TNI accredited. Contact your Pace PM for the current list of accredited analytes.

TNI - The NELAC Institute.

REPORT OF LABORATORY ANALYSIS

This report shall not be reproduced, except in full,
without the written consent of Pace Analytical Services, LLC.

QUALITY CONTROL DATA CROSS REFERENCE TABLE

Project: 58117057 MAUTHE
Pace Project No.: 40229691

Lab ID	Sample ID	QC Batch Method	QC Batch	Analytical Method	Analytical Batch
40229691001	OUTFALL - 001	EPA 3010A	390228	EPA 6010D	390358
40229691001	OUTFALL - 001	SM 3500-Cr B (Online)	390090		

REPORT OF LABORATORY ANALYSIS

This report shall not be reproduced, except in full,
without the written consent of Pace Analytical Services, LLC.

(Please Print Clearly)

Company Name: Torraco
 Branch/Location: Franklin, WI
 Project Contact: Scott Hodgson
 Phone: 414-209-7640
 Project Number: 58117057
 Project Name: Mauthe
 Project State: Wisconsin
 Sampled By (Print): Dave Hassman
 Sampled By (Sign): [Signature]
 PO #: _____ Regulatory Program: _____



UPPER MIDWEST REGION
 MN: 612-607-1700 WI: 920-469-2436

40229691

CHAIN OF CUSTODY

***Preservation Codes**
 A=None B=HCL C=H2SO4 D=HNO3 E=DI Water F=Methanol G=NaOH
 H=Sodium Bisulfate Solution I=Sodium Thiosulfate J=Other

FILTERED?
(YES/NO)
 PRESERVATION
(CODE)*

Y/N	Pick Letter	Analyses Requested	1-250	1-250
N	D	Total Chromium		
N	A	H ₂ O ₂ Chromium		

Quote #: _____
 Mail To Contact: SAME
 Mail To Company: _____
 Mail To Address: _____
 Invoice To Contact: _____
 Invoice To Company: _____
 Invoice To Address: _____
 Invoice To Phone: _____
 CLIENT COMMENTS: _____
 LAB COMMENTS (Lab Use Only): _____
 Profile #: _____

Data Package Options (billable)
 EPA Level III
 EPA Level IV

MS/MSD
 On your sample (billable)
 NOT needed on your sample

Matrix Codes
 A = Air W = Water
 B = Biota DW = Drinking Water
 C = Charcoal GW = Ground Water
 O = Oil SW = Surface Water
 S = Soil WW = Waste Water
 Sl = Sludge WP = Wipe

PACE LAB #	CLIENT FIELD ID	COLLECTION		MATRIX
		DATE	TIME	
001	OUTFALL-001	7-9-21	6:33	WW

Rush Turnaround Time Requested - Prelims (Rush TAT subject to approval/surcharge)
 Date Needed: _____

Transmit Prelim Rush Results by (complete what you want):

Relinquished By: <u>[Signature]</u> Date/Time: <u>7-9-21 9:30</u>	Received By: <u>[Signature]</u> Date/Time: <u>7/9/21 09:25</u>
Relinquished By: <u>[Signature]</u> Date/Time: <u>7/9/21 12:43</u>	Received By: <u>[Signature]</u> Date/Time: <u>7/9/21 12:43</u>
Relinquished By: _____ Date/Time: _____	Received By: _____ Date/Time: _____
Relinquished By: _____ Date/Time: _____	Received By: _____ Date/Time: _____

PACE Project No. 40229691
 Receipt Temp = 4 °C
 Sample Receipt pH OK / Adjusted
 Cooler Custody Seal Present / Not Present
 Intact / Not Intact



1241 Bellevue Street, Green Bay, WI 54302

Document Name:
Sample Condition Upon Receipt (SCUR)

Document Revised: 26Mar2020

Document No.:
ENV-FRM-GBAY-0014-Rev.00

Author:
Pace Green Bay Quality Office

Sample Condition Upon Receipt Form (SCUR)

Project #:

Client Name: Terracon

WO#: **40229691**

Courier: CS Logistics Fed Ex Speedee UPS Walco
 Client Pace Other: _____



40229691

Tracking #: N/A

Custody Seal on Cooler/Box Present: yes no Seals intact: yes no

Custody Seal on Samples Present: yes no Seals intact: yes no

Packing Material: Bubble Wrap Bubble Bags None Other

Thermometer Used SR-103 Type of Ice: Wet Blue Dry None

Samples on ice, cooling process has begun

Cooler Temperature Uncorr: 3.5 / Corr: 4

Temp Blank Present: yes no

Biological Tissue is Frozen: yes no

Person examining contents:

Date: 7/9/21 Initials: MP

Labeled By Initials: SKW

Temp should be above freezing to 6°C.
Biota Samples may be received at ≤ 0°C if shipped on Dry Ice.

Chain of Custody Present:	<input checked="" type="checkbox"/> Yes <input type="checkbox"/> No <input type="checkbox"/> N/A	1.
Chain of Custody Filled Out:	<input checked="" type="checkbox"/> Yes <input type="checkbox"/> No <input type="checkbox"/> N/A	2.
Chain of Custody Relinquished:	<input checked="" type="checkbox"/> Yes <input type="checkbox"/> No <input type="checkbox"/> N/A	3.
Sampler Name & Signature on COC:	<input checked="" type="checkbox"/> Yes <input type="checkbox"/> No <input type="checkbox"/> N/A	4.
Samples Arrived within Hold Time:	<input checked="" type="checkbox"/> Yes <input type="checkbox"/> No	5.
- VOA Samples frozen upon receipt	<input type="checkbox"/> Yes <input type="checkbox"/> No	Date/Time:
Short Hold Time Analysis (<72hr):	<input type="checkbox"/> Yes <input checked="" type="checkbox"/> No	6.
Rush Turn Around Time Requested:	<input type="checkbox"/> Yes <input checked="" type="checkbox"/> No	7.
Sufficient Volume:		8.
For Analysis: <input checked="" type="checkbox"/> Yes <input type="checkbox"/> No MS/MSD: <input type="checkbox"/> Yes <input type="checkbox"/> No <input checked="" type="checkbox"/> N/A		
Correct Containers Used:	<input checked="" type="checkbox"/> Yes <input type="checkbox"/> No	9.
-Pace Containers Used:	<input checked="" type="checkbox"/> Yes <input type="checkbox"/> No <input type="checkbox"/> N/A	
-Pace IR Containers Used:	<input type="checkbox"/> Yes <input type="checkbox"/> No <input checked="" type="checkbox"/> N/A	
Containers Intact:	<input checked="" type="checkbox"/> Yes <input type="checkbox"/> No	10.
Filtered volume received for Dissolved tests	<input type="checkbox"/> Yes <input type="checkbox"/> No <input checked="" type="checkbox"/> N/A	11.
Sample Labels match COC:	<input checked="" type="checkbox"/> Yes <input type="checkbox"/> No <input type="checkbox"/> N/A	12.
-Includes date/time/ID/Analysis Matrix: <u>W</u>		
Trip Blank Present:	<input type="checkbox"/> Yes <input type="checkbox"/> No <input checked="" type="checkbox"/> N/A	13.
Trip Blank Custody Seals Present	<input type="checkbox"/> Yes <input type="checkbox"/> No <input checked="" type="checkbox"/> N/A	
Pace Trip Blank Lot # (if purchased):		

Client Notification/ Resolution:

If checked, see attached form for additional comments

Person Contacted: _____ Date/Time: _____

Comments/ Resolution: _____

PM Review is documented electronically in LIMs. By releasing the project, the PM acknowledges they have reviewed the sample logir

August 16, 2021

Scott Hodgson
Terracon, Inc. - Franklin
9856 South 57th Street
Franklin, WI 53132

RE: Project: 58117057 MAUTHE
Pace Project No.: 40231166

Dear Scott Hodgson:


Enclosed are the analytical results for sample(s) received by the laboratory on August 05, 2021. The results relate only to the samples included in this report. Results reported herein conform to the applicable TNI/NELAC Standards and the laboratory's Quality Manual, where applicable, unless otherwise noted in the body of the report.

The test results provided in this final report were generated by each of the following laboratories within the Pace Network:

- Pace Analytical Services - Green Bay

If you have any questions concerning this report, please feel free to contact me.

Sincerely,



Dan Milewsky
dan.milewsky@pacelabs.com
(920)469-2436
Project Manager

Enclosures



REPORT OF LABORATORY ANALYSIS

This report shall not be reproduced, except in full,
without the written consent of Pace Analytical Services, LLC.

CERTIFICATIONS

Project: 58117057 MAUTHE

Pace Project No.: 40231166

Pace Analytical Services Green Bay

1241 Bellevue Street, Green Bay, WI 54302

Florida/NELAP Certification #: E87948

Illinois Certification #: 200050

Kentucky UST Certification #: 82

Louisiana Certification #: 04168

Minnesota Certification #: 055-999-334

New York Certification #: 12064

North Dakota Certification #: R-150

Virginia VELAP ID: 460263

South Carolina Certification #: 83006001

Texas Certification #: T104704529-14-1

Wisconsin Certification #: 405132750

Wisconsin DATCP Certification #: 105-444

USDA Soil Permit #: P330-16-00157

Federal Fish & Wildlife Permit #: LE51774A-0

REPORT OF LABORATORY ANALYSIS

This report shall not be reproduced, except in full,
without the written consent of Pace Analytical Services, LLC.

SAMPLE SUMMARY

Project: 58117057 MAUTHE

Pace Project No.: 40231166

Lab ID	Sample ID	Matrix	Date Collected	Date Received
40231166001	OUTFALL - 001	Water	08/05/21 06:30	08/05/21 11:45

REPORT OF LABORATORY ANALYSIS

This report shall not be reproduced, except in full,
without the written consent of Pace Analytical Services, LLC.

SAMPLE ANALYTE COUNT

Project: 58117057 MAUTHE
Pace Project No.: 40231166

Lab ID	Sample ID	Method	Analysts	Analytes Reported	Laboratory
40231166001	OUTFALL - 001	EPA 6010D	TXW	1	PASI-G
		SM 3500-Cr B (Online)	HNT	1	PASI-G

PASI-G = Pace Analytical Services - Green Bay

REPORT OF LABORATORY ANALYSIS

This report shall not be reproduced, except in full,
without the written consent of Pace Analytical Services, LLC.

SUMMARY OF DETECTION

Project: 58117057 MAUTHE
Pace Project No.: 40231166

Lab Sample ID Method	Client Sample ID Parameters	Result	Units	Report Limit	Analyzed	Qualifiers
40231166001	OUTFALL - 001					
EPA 6010D	Chromium	356	ug/L	10.0	08/13/21 12:06	
SM 3500-Cr B (Online)	Chromium, Hexavalent	0.35	mg/L	0.061	08/05/21 14:24	

REPORT OF LABORATORY ANALYSIS

This report shall not be reproduced, except in full,
without the written consent of Pace Analytical Services, LLC.

PROJECT NARRATIVE

Project: 58117057 MAUTHE

Pace Project No.: 40231166

Method: EPA 6010D

Description: 6010D MET ICP

Client: Terracon, Inc. - Franklin

Date: August 16, 2021

General Information:

1 sample was analyzed for EPA 6010D by Pace Analytical Services Green Bay. All samples were received in acceptable condition with any exceptions noted below or on the chain-of custody and/or the sample condition upon receipt form (SCUR) attached at the end of this report.

Hold Time:

The samples were analyzed within the method required hold times with any exceptions noted below.

Sample Preparation:

The samples were prepared in accordance with EPA 3010A with any exceptions noted below.

Initial Calibrations (including MS Tune as applicable):

All criteria were within method requirements with any exceptions noted below.

Continuing Calibration:

All criteria were within method requirements with any exceptions noted below.

Method Blank:

All analytes were below the report limit in the method blank, where applicable, with any exceptions noted below.

Laboratory Control Spike:

All laboratory control spike compounds were within QC limits with any exceptions noted below.

Matrix Spikes:

All percent recoveries and relative percent differences (RPDs) were within acceptance criteria with any exceptions noted below.

Additional Comments:

REPORT OF LABORATORY ANALYSIS

This report shall not be reproduced, except in full,
without the written consent of Pace Analytical Services, LLC.

PROJECT NARRATIVE

Project: 58117057 MAUTHE

Pace Project No.: 40231166

Method: SM 3500-Cr B (Online)

Description: Chromium, Hexavalent

Client: Terracon, Inc. - Franklin

Date: August 16, 2021

General Information:

1 sample was analyzed for SM 3500-Cr B (Online) by Pace Analytical Services Green Bay. All samples were received in acceptable condition with any exceptions noted below or on the chain-of custody and/or the sample condition upon receipt form (SCUR) attached at the end of this report.

Hold Time:

The samples were analyzed within the method required hold times with any exceptions noted below.

Method Blank:

All analytes were below the report limit in the method blank, where applicable, with any exceptions noted below.

Laboratory Control Spike:

All laboratory control spike compounds were within QC limits with any exceptions noted below.

Matrix Spikes:

All percent recoveries and relative percent differences (RPDs) were within acceptance criteria with any exceptions noted below.

Additional Comments:

This data package has been reviewed for quality and completeness and is approved for release.

REPORT OF LABORATORY ANALYSIS

This report shall not be reproduced, except in full,
without the written consent of Pace Analytical Services, LLC.

ANALYTICAL RESULTS

Project: 58117057 MAUTHE

Pace Project No.: 40231166

Sample: OUTFALL - 001 **Lab ID: 40231166001** Collected: 08/05/21 06:30 Received: 08/05/21 11:45 Matrix: Water

Parameters	Results	Units	LOQ	LOD	DF	Prepared	Analyzed	CAS No.	Qual
6010D MET ICP	Analytical Method: EPA 6010D Preparation Method: EPA 3010A Pace Analytical Services - Green Bay								
Chromium	356	ug/L	10.0	2.5	1	08/12/21 06:33	08/13/21 12:06	7440-47-3	
Chromium, Hexavalent	Analytical Method: SM 3500-Cr B (Online) Pace Analytical Services - Green Bay								
Chromium, Hexavalent	0.35	mg/L	0.061	0.018	2.5		08/05/21 14:24		

REPORT OF LABORATORY ANALYSIS

This report shall not be reproduced, except in full,
without the written consent of Pace Analytical Services, LLC.

QUALITY CONTROL DATA

Project: 58117057 MAUTHE
Pace Project No.: 40231166

QC Batch: 392843	Analysis Method: EPA 6010D
QC Batch Method: EPA 3010A	Analysis Description: 6010D MET
	Laboratory: Pace Analytical Services - Green Bay

Associated Lab Samples: 40231166001

METHOD BLANK: 2266510 Matrix: Water
Associated Lab Samples: 40231166001

Parameter	Units	Blank Result	Reporting Limit	Analyzed	Qualifiers
Chromium	ug/L	<2.5	10.0	08/13/21 11:34	

LABORATORY CONTROL SAMPLE: 2266511

Parameter	Units	Spike Conc.	LCS Result	LCS % Rec	% Rec Limits	Qualifiers
Chromium	ug/L	250	236	94	80-120	

MATRIX SPIKE & MATRIX SPIKE DUPLICATE: 2266512 2266513

Parameter	Units	2266512		2266513		MS % Rec	MSD % Rec	% Rec Limits	RPD	Max RPD	Qual
		40231126010 Result	MS Spike Conc.	MSD Spike Conc.	MS Result						
Chromium	ug/L	<2.5	250	250	248	246	99	98	75-125	1	20

Results presented on this page are in the units indicated by the "Units" column except where an alternate unit is presented to the right of the result.

REPORT OF LABORATORY ANALYSIS

This report shall not be reproduced, except in full,
without the written consent of Pace Analytical Services, LLC.

QUALITY CONTROL DATA

Project: 58117057 MAUTHE
Pace Project No.: 40231166

QC Batch: 392278	Analysis Method: SM 3500-Cr B (Online)
QC Batch Method: SM 3500-Cr B (Online)	Analysis Description: Chromium, Hexavalent by 3500
	Laboratory: Pace Analytical Services - Green Bay

Associated Lab Samples: 40231166001

METHOD BLANK: 2263033 Matrix: Water
Associated Lab Samples: 40231166001

Parameter	Units	Blank Result	Reporting Limit	Analyzed	Qualifiers
Chromium, Hexavalent	mg/L	<0.0073	0.024	08/05/21 10:02	

LABORATORY CONTROL SAMPLE: 2263034

Parameter	Units	Spike Conc.	LCS Result	LCS % Rec	% Rec Limits	Qualifiers
Chromium, Hexavalent	mg/L	0.3	0.30	99	90-110	

MATRIX SPIKE & MATRIX SPIKE DUPLICATE: 2263035 2263036

Parameter	Units	2263035		2263036		MS % Rec	MSD % Rec	% Rec Limits	RPD	Max RPD	Qual	
		40231140004 Result	MS Spike Conc.	MSD Spike Conc.	MS Result							MSD Result
Chromium, Hexavalent	mg/L	0.012J	0.3	0.3	0.29	0.29	93	93	90-110	0	20	

Results presented on this page are in the units indicated by the "Units" column except where an alternate unit is presented to the right of the result.

REPORT OF LABORATORY ANALYSIS

This report shall not be reproduced, except in full,
without the written consent of Pace Analytical Services, LLC.

QUALIFIERS

Project: 58117057 MAUTHE

Pace Project No.: 40231166

DEFINITIONS

DF - Dilution Factor, if reported, represents the factor applied to the reported data due to dilution of the sample aliquot.

ND - Not Detected at or above LOD.

J - Estimated concentration at or above the LOD and below the LOQ.

LOD - Limit of Detection adjusted for dilution factor, percent moisture, initial weight and final volume.

LOQ - Limit of Quantitation adjusted for dilution factor, percent moisture, initial weight and final volume.

S - Surrogate

1,2-Diphenylhydrazine decomposes to and cannot be separated from Azobenzene using Method 8270. The result for each analyte is a combined concentration.

Consistent with EPA guidelines, unrounded data are displayed and have been used to calculate % recovery and RPD values.

LCS(D) - Laboratory Control Sample (Duplicate)

MS(D) - Matrix Spike (Duplicate)

DUP - Sample Duplicate

RPD - Relative Percent Difference

NC - Not Calculable.

SG - Silica Gel - Clean-Up

U - Indicates the compound was analyzed for, but not detected at or above the adjusted LOD.

N-Nitrosodiphenylamine decomposes and cannot be separated from Diphenylamine using Method 8270. The result reported for each analyte is a combined concentration.

Pace Analytical is TNI accredited. Contact your Pace PM for the current list of accredited analytes.

TNI - The NELAC Institute.

REPORT OF LABORATORY ANALYSIS

This report shall not be reproduced, except in full,
without the written consent of Pace Analytical Services, LLC.

QUALITY CONTROL DATA CROSS REFERENCE TABLE

Project: 58117057 MAUTHE
Pace Project No.: 40231166

Lab ID	Sample ID	QC Batch Method	QC Batch	Analytical Method	Analytical Batch
40231166001	OUTFALL - 001	EPA 3010A	392843	EPA 6010D	392955
40231166001	OUTFALL - 001	SM 3500-Cr B (Online)	392278		

REPORT OF LABORATORY ANALYSIS

This report shall not be reproduced, except in full,
without the written consent of Pace Analytical Services, LLC.

(Please Print Clearly)

Company Name: Terracore
 Branch/Location: Franklin
 Project Contact: Scott Hodgesen
 Phone: 414-209-7640
 Project Number: 58117057
 Project Name: Mauthe
 Project State: WI
 Sampled By (Print): Dave Hassman
 Sampled By (Sign): [Signature]



UPPER MIDWEST REGION

MN: 612-607-1700 WI: 920-469-2436

40231166

CHAIN OF CUSTODY

***Preservation Codes**
 A=None B=HCL C=H2SO4 D=HNO3 E=DI Water F=Methanol G=NaOH
 H=Sodium Bisulfate Solution I=Sodium Thiosulfate J=Other

FILTERED?
(YES/NO)
 PRESERVATION
(CODE)*

Y/N	Pick Letter	Analyses Requested	1	2	3	4	5	6	7	8	9	10
N	D	Total Chromium										
N	A	Hx Chromium										

Quote #: _____
 Mail To Contact: _____
 Mail To Company: SAME
 Mail To Address: _____
 Invoice To Contact: _____
 Invoice To Company: _____
 Invoice To Address: _____
 Invoice To Phone: _____
 CLIENT COMMENTS: _____
 LAB COMMENTS (Lab Use Only): _____
 Profile #: _____

Data Package Options (billable)
 EPA Level III
 EPA Level IV

MS/MSD
 On your sample (billable)
 NOT needed on your sample

Matrix Codes
 A = Air W = Water
 B = Biota DW = Drinking Water
 C = Charcoal GW = Ground Water
 O = Oil SW = Surface Water
 S = Soil WW = Waste Water
 SI = Sludge WP = Wipe

PACE LAB #	CLIENT FIELD ID	COLLECTION		MATRIX	1	2	3	4	5	6	7	8	9	10	
		DATE	TIME												
001	OUTFALL-001	8-5-21	6:30	WW	1-350	1-350									

Rush Turnaround Time Requested - Prelims
 (Rush TAT subject to approval/surcharge)
 Date Needed: _____

Transmit Prelim Rush Results by (complete what you want):

Email #1: _____
 Email #2: _____
 Telephone: _____
 Fax: _____

Samples on HOLD are subject to special pricing and release of liability


Relinquished By: <u>[Signature]</u>	Date/Time: <u>8-5-21 / 8:30</u>	Received By: <u>[Signature]</u>	Date/Time: <u>8/5/21 1040</u>
Relinquished By: <u>[Signature]</u>	Date/Time: <u>8/5/21 1145</u>	Received By: <u>[Signature]</u>	Date/Time: <u>8/5/21 1145</u>
Relinquished By: _____	Date/Time: _____	Received By: _____	Date/Time: _____
Relinquished By: _____	Date/Time: _____	Received By: _____	Date/Time: _____

PACE Project No. 40231166

Receipt Temp = 1 °C

Sample Receipt pH
 OK / Adjusted

Cooler Custody Seal
 Present / Not Present
 Intact / Not Intact

 1241 Bellevue Street, Green Bay, WI 54302	Document Name: Sample Condition Upon Receipt (SCUR)	Document Revised: 26Mar2020
	Document No.: ENV-FRM-GBAY-0014-Rev.00	Author: Pace Green Bay Quality Office

Sample Condition Upon Receipt Form (SCUR)

Project #: _____

Client Name: Terracon

WO#: 40231166

Courier: CS Logistics Fed Ex Speedee UPS Walco
 Client Pace Other: _____



Tracking #: _____

Custody Seal on Cooler/Box Present: yes no Seals intact: yes no

Custody Seal on Samples Present: yes no Seals intact: yes no

Packing Material: Bubble Wrap Bubble Bags None Other

Thermometer Used SR - 107 Type of Ice: Wet Blue Dry None Samples on ice, cooling process has begun

Cooler Temperature Uncorr: 1 /Corr: 1

Temp Blank Present: yes no Biological Tissue is Frozen: yes no

Person examining contents:
 Date: 8/5/21 /Initials: AW
 Labeled By Initials: HRB

Temp should be above freezing to 6°C.
 Biota Samples may be received at ≤ 0°C if shipped on Dry Ice.

Chain of Custody Present:	<input checked="" type="checkbox"/> Yes <input type="checkbox"/> No <input type="checkbox"/> N/A	1.
Chain of Custody Filled Out:	<input type="checkbox"/> Yes <input checked="" type="checkbox"/> No <input type="checkbox"/> N/A	2. <u>no pg # 8/5/21 AW</u>
Chain of Custody Relinquished:	<input checked="" type="checkbox"/> Yes <input type="checkbox"/> No <input type="checkbox"/> N/A	3.
Sampler Name & Signature on COC:	<input checked="" type="checkbox"/> Yes <input type="checkbox"/> No <input type="checkbox"/> N/A	4.
Samples Arrived within Hold Time:	<input checked="" type="checkbox"/> Yes <input type="checkbox"/> No	5.
- VOA Samples frozen upon receipt	<input type="checkbox"/> Yes <input type="checkbox"/> No	Date/Time:
Short Hold Time Analysis (<72hr):	<input checked="" type="checkbox"/> Yes <input type="checkbox"/> No	6.
Rush Turn Around Time Requested:	<input type="checkbox"/> Yes <input checked="" type="checkbox"/> No	7.
Sufficient Volume:		8.
For Analysis: <input checked="" type="checkbox"/> Yes <input type="checkbox"/> No MS/MSD: <input type="checkbox"/> Yes <input checked="" type="checkbox"/> No <input type="checkbox"/> N/A		
Correct Containers Used:	<input checked="" type="checkbox"/> Yes <input type="checkbox"/> No	9.
-Pace Containers Used:	<input checked="" type="checkbox"/> Yes <input type="checkbox"/> No <input type="checkbox"/> N/A	
-Pace IR Containers Used:	<input type="checkbox"/> Yes <input type="checkbox"/> No <input checked="" type="checkbox"/> N/A	
Containers Intact:	<input checked="" type="checkbox"/> Yes <input type="checkbox"/> No	10.
Filtered volume received for Dissolved tests	<input type="checkbox"/> Yes <input type="checkbox"/> No <input checked="" type="checkbox"/> N/A	11.
Sample Labels match COC:	<input checked="" type="checkbox"/> Yes <input type="checkbox"/> No <input type="checkbox"/> N/A	12.
-Includes date/time/ID/Analysis Matrix: <u>W</u>		
Trip Blank Present:	<input type="checkbox"/> Yes <input type="checkbox"/> No <input checked="" type="checkbox"/> N/A	13.
Trip Blank Custody Seals Present	<input type="checkbox"/> Yes <input type="checkbox"/> No <input checked="" type="checkbox"/> N/A	
Pace Trip Blank Lot # (if purchased): _____		

Client Notification/ Resolution: _____ If checked, see attached form for additional comments

Person Contacted: _____ Date/Time: _____

Comments/ Resolution: _____

PM Review is documented electronically in LIMs. By releasing the project, the PM acknowledges they have reviewed the sample logir

September 22, 2021

Scott Hodgson
Terracon, Inc. - Franklin
9856 South 57th Street
Franklin, WI 53132

RE: Project: 58117057 MAUTHE
Pace Project No.: 40233049

Dear Scott Hodgson:

Enclosed are the analytical results for sample(s) received by the laboratory on September 10, 2021. The results relate only to the samples included in this report. Results reported herein conform to the applicable TNI/NELAC Standards and the laboratory's Quality Manual, where applicable, unless otherwise noted in the body of the report.

The test results provided in this final report were generated by each of the following laboratories within the Pace Network:

- Pace Analytical Services - Green Bay

If you have any questions concerning this report, please feel free to contact me.

Sincerely,



Tod Noltemeyer for
Dan Milewsky
dan.milewsky@pacelabs.com
(920)469-2436
Project Manager

Enclosures



REPORT OF LABORATORY ANALYSIS

This report shall not be reproduced, except in full,
without the written consent of Pace Analytical Services, LLC.

CERTIFICATIONS

Project: 58117057 MAUTHE

Pace Project No.: 40233049

Pace Analytical Services Green Bay

1241 Bellevue Street, Green Bay, WI 54302

Florida/NELAP Certification #: E87948

Illinois Certification #: 200050

Kentucky UST Certification #: 82

Louisiana Certification #: 04168

Minnesota Certification #: 055-999-334

New York Certification #: 12064

North Dakota Certification #: R-150

Virginia VELAP ID: 460263

South Carolina Certification #: 83006001

Texas Certification #: T104704529-14-1

Wisconsin Certification #: 405132750

Wisconsin DATCP Certification #: 105-444

USDA Soil Permit #: P330-16-00157

Federal Fish & Wildlife Permit #: LE51774A-0

REPORT OF LABORATORY ANALYSIS

This report shall not be reproduced, except in full,
without the written consent of Pace Analytical Services, LLC.

SAMPLE SUMMARY

Project: 58117057 MAUTHE

Pace Project No.: 40233049

Lab ID	Sample ID	Matrix	Date Collected	Date Received
40233049001	OUTFALL-001	Water	09/10/21 06:30	09/10/21 12:30

REPORT OF LABORATORY ANALYSIS

This report shall not be reproduced, except in full,
without the written consent of Pace Analytical Services, LLC.

SAMPLE ANALYTE COUNT

Project: 58117057 MAUTHE

Pace Project No.: 40233049

Lab ID	Sample ID	Method	Analysts	Analytes Reported	Laboratory
40233049001	OUTFALL-001	EPA 6010D	TXW	1	PASI-G
		SM 3500-Cr B (Online)	JXM	1	PASI-G

PASI-G = Pace Analytical Services - Green Bay

REPORT OF LABORATORY ANALYSIS

This report shall not be reproduced, except in full,
without the written consent of Pace Analytical Services, LLC.

SUMMARY OF DETECTION

Project: 58117057 MAUTHE

Pace Project No.: 40233049

Lab Sample ID Method	Client Sample ID Parameters	Result	Units	Report Limit	Analyzed	Qualifiers
40233049001	OUTFALL-001					
EPA 6010D	Chromium	346	ug/L	10.0	09/15/21 18:34	
SM 3500-Cr B (Online)	Chromium, Hexavalent	0.37	mg/L	0.12	09/10/21 14:11	

REPORT OF LABORATORY ANALYSIS

This report shall not be reproduced, except in full,
without the written consent of Pace Analytical Services, LLC.

PROJECT NARRATIVE

Project: 58117057 MAUTHE
Pace Project No.: 40233049

Method: EPA 6010D
Description: 6010D MET ICP
Client: Terracon, Inc. - Franklin
Date: September 22, 2021

General Information:

1 sample was analyzed for EPA 6010D by Pace Analytical Services Green Bay. All samples were received in acceptable condition with any exceptions noted below or on the chain-of custody and/or the sample condition upon receipt form (SCUR) attached at the end of this report.

Hold Time:

The samples were analyzed within the method required hold times with any exceptions noted below.

Sample Preparation:

The samples were prepared in accordance with EPA 3010A with any exceptions noted below.

Initial Calibrations (including MS Tune as applicable):

All criteria were within method requirements with any exceptions noted below.

Continuing Calibration:

All criteria were within method requirements with any exceptions noted below.

Method Blank:

All analytes were below the report limit in the method blank, where applicable, with any exceptions noted below.

Laboratory Control Spike:

All laboratory control spike compounds were within QC limits with any exceptions noted below.

Matrix Spikes:

All percent recoveries and relative percent differences (RPDs) were within acceptance criteria with any exceptions noted below.

Additional Comments:

REPORT OF LABORATORY ANALYSIS

This report shall not be reproduced, except in full,
without the written consent of Pace Analytical Services, LLC.

PROJECT NARRATIVE

Project: 58117057 MAUTHE

Pace Project No.: 40233049

Method: SM 3500-Cr B (Online)

Description: Chromium, Hexavalent

Client: Terracon, Inc. - Franklin

Date: September 22, 2021

General Information:

1 sample was analyzed for SM 3500-Cr B (Online) by Pace Analytical Services Green Bay. All samples were received in acceptable condition with any exceptions noted below or on the chain-of custody and/or the sample condition upon receipt form (SCUR) attached at the end of this report.

Hold Time:

The samples were analyzed within the method required hold times with any exceptions noted below.

Method Blank:

All analytes were below the report limit in the method blank, where applicable, with any exceptions noted below.

Laboratory Control Spike:

All laboratory control spike compounds were within QC limits with any exceptions noted below.

Matrix Spikes:

All percent recoveries and relative percent differences (RPDs) were within acceptance criteria with any exceptions noted below.

Additional Comments:

This data package has been reviewed for quality and completeness and is approved for release.

REPORT OF LABORATORY ANALYSIS

This report shall not be reproduced, except in full,
without the written consent of Pace Analytical Services, LLC.

ANALYTICAL RESULTS

Project: 58117057 MAUTHE

Pace Project No.: 40233049

Sample: OUTFALL-001 **Lab ID: 40233049001** Collected: 09/10/21 06:30 Received: 09/10/21 12:30 Matrix: Water

Parameters	Results	Units	LOQ	LOD	DF	Prepared	Analyzed	CAS No.	Qual
6010D MET ICP	Analytical Method: EPA 6010D Preparation Method: EPA 3010A Pace Analytical Services - Green Bay								
Chromium	346	ug/L	10.0	2.5	1	09/15/21 05:45	09/15/21 18:34	7440-47-3	
Chromium, Hexavalent	Analytical Method: SM 3500-Cr B (Online) Pace Analytical Services - Green Bay								
Chromium, Hexavalent	0.37	mg/L	0.12	0.037	5		09/10/21 14:11		

REPORT OF LABORATORY ANALYSIS

This report shall not be reproduced, except in full,
without the written consent of Pace Analytical Services, LLC.

QUALITY CONTROL DATA

Project: 58117057 MAUTHE
Pace Project No.: 40233049

QC Batch: 395719	Analysis Method: EPA 6010D
QC Batch Method: EPA 3010A	Analysis Description: 6010D MET
	Laboratory: Pace Analytical Services - Green Bay

Associated Lab Samples: 40233049001

METHOD BLANK: 2282913 Matrix: Water

Associated Lab Samples: 40233049001

Parameter	Units	Blank Result	Reporting Limit	Analyzed	Qualifiers
Chromium	ug/L	<2.5	10.0	09/15/21 17:56	

LABORATORY CONTROL SAMPLE: 2282914

Parameter	Units	Spike Conc.	LCS Result	LCS % Rec	% Rec Limits	Qualifiers
Chromium	ug/L	250	248	99	80-120	

MATRIX SPIKE & MATRIX SPIKE DUPLICATE: 2282915 2282916

Parameter	Units	2282915		2282916		MS % Rec	MSD % Rec	% Rec Limits	RPD	Max RPD	Qual	
		40233135001 Result	MS Spike Conc.	MSD Spike Conc.	MS Result							MSD Result
Chromium	ug/L	<2.5	250	250	238	243	95	97	75-125	2	20	

Results presented on this page are in the units indicated by the "Units" column except where an alternate unit is presented to the right of the result.

REPORT OF LABORATORY ANALYSIS

This report shall not be reproduced, except in full,
without the written consent of Pace Analytical Services, LLC.

QUALITY CONTROL DATA

Project: 58117057 MAUTHE
Pace Project No.: 40233049

QC Batch: 395393	Analysis Method: SM 3500-Cr B (Online)
QC Batch Method: SM 3500-Cr B (Online)	Analysis Description: Chromium, Hexavalent by 3500
	Laboratory: Pace Analytical Services - Green Bay

Associated Lab Samples: 40233049001

METHOD BLANK: 2281154 Matrix: Water
Associated Lab Samples: 40233049001

Parameter	Units	Blank Result	Reporting Limit	Analyzed	Qualifiers
Chromium, Hexavalent	mg/L	<0.0073	0.024	09/10/21 14:10	

LABORATORY CONTROL SAMPLE: 2281155

Parameter	Units	Spike Conc.	LCS Result	LCS % Rec	% Rec Limits	Qualifiers
Chromium, Hexavalent	mg/L	0.3	0.31	104	90-110	

MATRIX SPIKE & MATRIX SPIKE DUPLICATE: 2281156 2281157

Parameter	Units	2281156		2281157		MS % Rec	MSD % Rec	% Rec Limits	RPD	Max RPD	Qual	
		40233049001 Result	MS Spike Conc.	MSD Spike Conc.	MS Result							MSD Result
Chromium, Hexavalent	mg/L	0.37	1.5	1.5	1.9	1.9	105	105	90-110	0	20	

Results presented on this page are in the units indicated by the "Units" column except where an alternate unit is presented to the right of the result.

REPORT OF LABORATORY ANALYSIS

This report shall not be reproduced, except in full,
without the written consent of Pace Analytical Services, LLC.

QUALIFIERS

Project: 58117057 MAUTHE

Pace Project No.: 40233049

DEFINITIONS

DF - Dilution Factor, if reported, represents the factor applied to the reported data due to dilution of the sample aliquot.

ND - Not Detected at or above LOD.

J - Estimated concentration at or above the LOD and below the LOQ.

LOD - Limit of Detection adjusted for dilution factor, percent moisture, initial weight and final volume.

LOQ - Limit of Quantitation adjusted for dilution factor, percent moisture, initial weight and final volume.

S - Surrogate

1,2-Diphenylhydrazine decomposes to and cannot be separated from Azobenzene using Method 8270. The result for each analyte is a combined concentration.

Consistent with EPA guidelines, unrounded data are displayed and have been used to calculate % recovery and RPD values.

LCS(D) - Laboratory Control Sample (Duplicate)

MS(D) - Matrix Spike (Duplicate)

DUP - Sample Duplicate

RPD - Relative Percent Difference

NC - Not Calculable.

SG - Silica Gel - Clean-Up

U - Indicates the compound was analyzed for, but not detected at or above the adjusted LOD.

N-Nitrosodiphenylamine decomposes and cannot be separated from Diphenylamine using Method 8270. The result reported for each analyte is a combined concentration.

Pace Analytical is TNI accredited. Contact your Pace PM for the current list of accredited analytes.

TNI - The NELAC Institute.

REPORT OF LABORATORY ANALYSIS

This report shall not be reproduced, except in full,
without the written consent of Pace Analytical Services, LLC.

QUALITY CONTROL DATA CROSS REFERENCE TABLE

Project: 58117057 MAUTHE
Pace Project No.: 40233049

Lab ID	Sample ID	QC Batch Method	QC Batch	Analytical Method	Analytical Batch
40233049001	OUTFALL-001	EPA 3010A	395719	EPA 6010D	395801
40233049001	OUTFALL-001	SM 3500-Cr B (Online)	395393		

REPORT OF LABORATORY ANALYSIS

This report shall not be reproduced, except in full,
without the written consent of Pace Analytical Services, LLC.

(Please Print Clearly)

Company Name: Terracen
 Branch/Location: Franklin
 Project Contact: Scott Hodgson
 Phone: 414-209-7640
 Project Number: 58117057
 Project Name: Maunthe
 Project State: WI
 Sampled By (Print): Dave Hassman
 Sampled By (Sign): *[Signature]*
 PO #: _____ Regulatory Program: _____



UPPER MIDWEST REGION
 MN: 612-607-1700 WI: 920-469-2436

40233049

CHAIN OF CUSTODY

Preservation Codes
 A=None B=HCL C=H2SO4 D=HNO3 E=DI Water F=Methanol G=NaOH
 H=Sodium Bisulfate Solution I=Sodium Thiosulfate J=Other

FILTERED? (YES/NO)	Y/N	Pick Letter	Analyses Requested	DATE	TIME	MATRIX
	N	D	Total Chromium	9-10-21	6:30	WW
	N	A	H ₆ x Chromium	9-10-21	12:30	WW

Quote #:	
Mail To Contact:	SAME
Mail To Company:	
Mail To Address:	
Invoice To Contact:	
Invoice To Company:	
Invoice To Address:	
Invoice To Phone:	
CLIENT COMMENTS	LAB COMMENTS (Lab Use Only)
	Profile #

Data Package Options (billable)
 EPA Level III
 EPA Level IV

MS/MSD
 On your sample (billable)
 NOT needed on your sample

Matrix Codes
 A = Air W = Water
 B = Biota DW = Drinking Water
 C = Charcoal GW = Ground Water
 O = Oil SW = Surface Water
 S = Soil WW = Waste Water
 SI = Sludge WP = Wipe

PACE LAB #	CLIENT FIELD ID	COLLECTION		MATRIX
		DATE	TIME	
001	OUT FALL-001	9-10-21	6:30	WW

Rush Turnaround Time Requested - Prelims
 (Rush TAT subject to approval/surcharge)
 Date Needed: _____

Transmit Prelim Rush Results by (complete what you want):

Email #1: _____
 Email #2: _____
 Telephone: _____
 Fax: _____


Samples on HOLD are subject to special pricing and release of liability

Relinquished By: <i>[Signature]</i> Date/Time: 9-10-21/8:30	Received By: <i>[Signature]</i> Date/Time: 9/10/21 0910
Relinquished By: <i>[Signature]</i> Date/Time: 9/10/21 1230	Received By: <i>[Signature]</i> Date/Time: 9/10/21 1230
Relinquished By: _____ Date/Time: _____	Received By: _____ Date/Time: _____
Relinquished By: _____ Date/Time: _____	Received By: _____ Date/Time: _____

PACE Project No. 40233049

Receipt Temp = 1 °C


Sample Receipt pH
 OK? Adjusted
 Cooler Custody Seal Present
 Intact / Not Intact

 1241 Bellevue Street, Green Bay, WI 54302	Document Name: Sample Condition Upon Receipt (SCUR)	Document Revised: 26Mar2020
	Document No.: ENV-FRM-GBAY-0014-Rev.00	Author: Pace Green Bay Quality Office

Sample Condition Upon Receipt Form (SCUR)

Client Name: Terracon
Courier: CS Logistics Fed Ex Speedee UPS Waltco
 Client Pace Other: _____

Project #: **WO# : 40233049**



40233049

Tracking #: _____
Custody Seal on Cooler/Box Present: yes no **Seals intact:** yes no
Custody Seal on Samples Present: yes no **Seals intact:** yes no
Packing Material: Bubble Wrap Bubble Bags None Other
Thermometer Used: SR - 105 **Type of Ice:** Wet Blue Dry None Samples on ice, cooling process has begun
Cooler Temperature: Uncorr: 1.5 / Corr: 1
Temp Blank Present: yes no **Biological Tissue is Frozen:** yes no

Person examining contents:
9/10/21 / Initials: SRK
 Date: _____ / Initials: _____
 Labeled By Initials: SRK

Temp should be above freezing to 6°C.
Biota Samples may be received at ≤ 0°C if shipped on Dry Ice.

Chain of Custody Present:	<input type="checkbox"/> Yes <input type="checkbox"/> No <input type="checkbox"/> N/A	1.
Chain of Custody Filled Out:	<input checked="" type="checkbox"/> Yes <input type="checkbox"/> No <input type="checkbox"/> N/A	2.
Chain of Custody Relinquished:	<input checked="" type="checkbox"/> Yes <input type="checkbox"/> No <input type="checkbox"/> N/A	3.
Sampler Name & Signature on COC:	<input checked="" type="checkbox"/> Yes <input type="checkbox"/> No <input type="checkbox"/> N/A	4.
Samples Arrived within Hold Time:	<input type="checkbox"/> Yes <input type="checkbox"/> No	5.
- VOA Samples frozen upon receipt	<input type="checkbox"/> Yes <input type="checkbox"/> No	Date/Time: _____
Short Hold Time Analysis (<72hr):	<input checked="" type="checkbox"/> Yes <input type="checkbox"/> No	6.
Rush Turn Around Time Requested:	<input type="checkbox"/> Yes <input checked="" type="checkbox"/> No	7.
Sufficient Volume:		8.
For Analysis: <input checked="" type="checkbox"/> Yes <input type="checkbox"/> No MS/MSD: <input type="checkbox"/> Yes <input checked="" type="checkbox"/> No <input type="checkbox"/> N/A		
Correct Containers Used:	<input checked="" type="checkbox"/> Yes <input type="checkbox"/> No	9.
- Pace Containers Used:	<input checked="" type="checkbox"/> Yes <input type="checkbox"/> No <input type="checkbox"/> N/A	
- Pace IR Containers Used:	<input type="checkbox"/> Yes <input type="checkbox"/> No <input checked="" type="checkbox"/> N/A	
Containers Intact:	<input checked="" type="checkbox"/> Yes <input type="checkbox"/> No	10.
Filtered volume received for Dissolved tests	<input type="checkbox"/> Yes <input type="checkbox"/> No <input checked="" type="checkbox"/> N/A	11.
Sample Labels match COC:	<input checked="" type="checkbox"/> Yes <input type="checkbox"/> No <input type="checkbox"/> N/A	12.
- Includes date/time/ID/Analysis Matrix: <u>W</u>		
Trip Blank Present:	<input type="checkbox"/> Yes <input type="checkbox"/> No <input checked="" type="checkbox"/> N/A	13.
Trip Blank Custody Seals Present	<input type="checkbox"/> Yes <input type="checkbox"/> No <input checked="" type="checkbox"/> N/A	
Pace Trip Blank Lot # (if purchased): _____		

Client Notification/ Resolution: _____ If checked, see attached form for additional comments
 Person Contacted: _____ Date/Time: _____
 Comments/ Resolution: _____

PM Review is documented electronically in LIMs. By releasing the project, the PM acknowledges they have reviewed the sample logir