




CITY OF MANITOWOC

WISCONSIN, USA
www.manitowoc.org



COPY

January 31, 2014

Mr. & Mrs. John Shoop
3120 CTH CR
Manitowoc, WI 54220

Dear Mr. & Mrs. Shoop:

As you may be aware, the City of Manitowoc has been working with the Wisconsin Department of Natural Resources (WDNR) to investigate soil and groundwater contamination at the Former Newton Gravel Pit located 3130 Hecker Road. As part of this work, the City has been conducting sampling of the private potable wells in the vicinity of the gravel pit. Your private well was included in the sampling that took place on Friday, January 3, 2014.

The City is in receipt of the sample results for your property. The preliminary results indicate the presence of VOC's above Enforcement Standards. As soon as the City received the results you were notified and provided with bottled water to use for drinking and cooking. Water Care has been contacted and is delivering bottled water to your residence until a suitable alternative is determined. A copy of your preliminary laboratory analytical results are attached. We will be scheduling confirmation testing within the next week.

The City wants to make every effort to ensure that no ill effects arise from this water, which is why we are supplying you with water until the contamination is confirmed.

If it is determined that the Enforcement Standards are exceeded for your property, we will likely install a new, deeper well, or install a carbon filter system, at no cost to you.

We will provide you with the results of the confirmation sampling, along with a plan for solving this issue.

If you have any questions please feel free to call us or the WDNR contacts listed below:

- Well water/sample results: Liz Heinen (920)993-7056
WDNR, Drinking & Groundwater
- Investigation/future activities: Tauren Beggs (920)662-5178 or
Annette Weissbach (920)662-5165
WDNR, Remediation & Redevelopment
- Health Questions: Liz Truslow-Evans (608)266-3393
Wisconsin Department of Health Services

ENGINEERING DEPARTMENT ▪ 900 QUAY STREET ▪ MANITOWOC, WI 54220
(920) 686.6910 FAX: (920) 686.6906



We very much appreciate your concern and we wish to inconvenience you as little as possible while we work through this situation. If you have any questions, please do not hesitate to call Kathleen McDaniel at 686-6990.

Sincerely,



Kathleen McDaniel
Interim City Attorney
City of Manitowoc



Dan Koski, P.E.
Director of Public Infrastructure
City of Manitowoc

Attachment: Laboratory Data

Synergy Environmental Lab, INC.

1990 Prospect Ct., Appleton, WI 54914 *P 920-830-2455 * F 920-733-0631

DAVE HENDERSON
AECOM
1555 N RIVER CENTER DRIVE
MILWAUKEE, WI 53212

Report Date 20-Jan-14

Project Name NEWTON GRAVEL PIT
Project #

Invoice # E26380

Lab Code 5026380A
Sample ID 3120 CTH CR
Sample Matrix water
Sample Date 1/3/2014

	Result	Unit	LOD	LOQ	Dil	Method	Ext Date	Run Date	Analyst	Code
Organic										
VOC's										
Benzene	< 0.24	ug/l	0.24	0.77	1	8260B		1/15/2014	CJR	1
Bromobenzene	< 0.32	ug/l	0.32		1	8260B		1/15/2014	CJR	1
Bromodichloromethane	< 0.37	ug/l	0.37	1.2	1	8260B		1/15/2014	CJR	1
Bromoform	< 0.35	ug/l	0.35	1.1	1	8260B		1/15/2014	CJR	1
tert-Butylbenzene	< 0.36	ug/l	0.36	1.2	1	8260B		1/15/2014	CJR	1
sec-Butylbenzene	< 0.33	ug/l	0.33		1	8260B		1/15/2014	CJR	1
n-Butylbenzene	< 0.35	ug/l	0.35	1.1	1	8260B		1/15/2014	CJR	1
Carbon Tetrachloride	< 0.33	ug/l	0.33	1.1	1	8260B		1/15/2014	CJR	1
Chlorobenzene	< 0.24	ug/l	0.24	0.77	1	8260B		1/15/2014	CJR	1
Chloroethane	< 0.63	ug/l	0.63		2	8260B		1/15/2014	CJR	1
Chloroform	< 0.28	ug/l	0.28	0.88	1	8260B		1/15/2014	CJR	1
Chloromethane	< 0.81	ug/l	0.81	2.6	1	8260B		1/15/2014	CJR	1
2-Chlorotoluene	< 0.21	ug/l	0.21	0.66	1	8260B		1/15/2014	CJR	1
4-Chlorotoluene	< 0.21	ug/l	0.21	0.68	1	8260B		1/15/2014	CJR	1
1,2-Dibromo-3-chloropropane	< 0.88	ug/l	0.88	2.8	1	8260B		1/15/2014	CJR	1
Dibromochloromethane	< 0.22	ug/l	0.22	0.7	1	8260B		1/15/2014	CJR	1
1,4-Dichlorobenzene	< 0.3	ug/l	0.3	0.96	1	8260B		1/15/2014	CJR	1
1,3-Dichlorobenzene	< 0.28	ug/l	0.28	0.89	1	8260B		1/15/2014	CJR	1
1,2-Dichlorobenzene	< 0.36	ug/l	0.36	1.2	1	8260B		1/15/2014	CJR	1
Dichlorodifluoromethane	< 0.44	ug/l	0.44	1.4	1	8260B		1/15/2014	CJR	2
1,2-Dichloroethane	< 0.41	ug/l	0.41	1.3	1	8260B		1/15/2014	CJR	1
1,1-Dichloroethane	< 0.3	ug/l	0.3	0.97	1	8260B		1/15/2014	CJR	1
1,1-Dichloroethene	< 0.4	ug/l	0.4	1.3	1	8260B		1/15/2014	CJR	1
cis-1,2-Dichloroethene	2.74	ug/l	0.38	1.2	1	8260B		1/15/2014	CJR	1
trans-1,2-Dichloroethene	< 0.35	ug/l	0.35	1.1	1	8260B		1/15/2014	CJR	1
1,2-Dichloropropane	< 0.32	ug/l	0.32		1	8260B		1/15/2014	CJR	1
2,2-Dichloropropane	< 0.36	ug/l	0.36	1.2	1	8260B		1/15/2014	CJR	1
1,3-Dichloropropane	< 0.33	ug/l	0.33		1	8260B		1/15/2014	CJR	1
Di-isopropyl ether	< 0.23	ug/l	0.23	0.73	1	8260B		1/15/2014	CJR	1
EDB (1,2-Dibromoethane)	< 0.44	ug/l	0.44	1.4	1	8260B		1/15/2014	CJR	1
Ethylbenzene	< 0.55	ug/l	0.55	1.7	1	8260B		1/15/2014	CJR	1
Hexachlorobutadiene	< 1.5	ug/l	1.5	4.8	1	8260B		1/15/2014	CJR	1
Isopropylbenzene	< 0.3	ug/l	0.3	0.96	1	8260B		1/15/2014	CJR	1

Project Name NEWTON GRAVEL PIT
Project #

Invoice # E26380

Lab Code 5026380A
Sample ID 3120 CTH CR
Sample Matrix water
Sample Date 1/3/2014

	Result	Unit	LOD	LOQ	Dil	Method	Ext Date	Run Date	Analyst	Code
p-Isopropyltoluene	< 0.31	ug/l	0.31	0.98	1	8260B		1/15/2014	CJR	1
Methylene chloride	< 0.5	ug/l	0.5	1.6	1	8260B		1/15/2014	CJR	2
Methyl tert-butyl ether (MTBE)	< 0.23	ug/l	0.23	0.74	1	8260B		1/15/2014	CJR	1
Naphthalene	< 1.7	ug/l	1.7	5.5	1	8260B		1/15/2014	CJR	1
n-Propylbenzene	< 0.25	ug/l	0.25	0.81	1	8260B		1/15/2014	CJR	1
1,1,2,2-Tetrachloroethane	< 0.45	ug/l	0.45	1.4	1	8260B		1/15/2014	CJR	1
1,1,1,2-Tetrachloroethane	< 0.33	ug/l	0.33	1.1	1	8260B		1/15/2014	CJR	1
Tetrachloroethene	< 0.33	ug/l	0.33	1.1	1	8260B		1/15/2014	CJR	1
Toluene	< 0.69	ug/l	0.69	2.2	1	8260B		1/15/2014	CJR	1
1,2,4-Trichlorobenzene	< 0.98	ug/l	0.98	3.1	1	8260B		1/15/2014	CJR	1
1,2,3-Trichlorobenzene	< 1.8	ug/l	1.8	5.8	1	8260B		1/15/2014	CJR	1
1,1,1-Trichloroethane	< 0.33	ug/l	0.33	1	1	8260B		1/15/2014	CJR	1
1,1,2-Trichloroethane	< 0.34	ug/l	0.34	1.1	1	8260B		1/15/2014	CJR	1
Trichloroethene (TCE)	< 0.33	ug/l	0.33	1	1	8260B		1/15/2014	CJR	1
Trichlorofluoromethane	< 0.71	ug/l	0.71	2.3	1	8260B		1/15/2014	CJR	1
1,2,4-Trimethylbenzene	< 2.2	ug/l	2.2	6.9	1	8260B		1/15/2014	CJR	1
1,3,5-Trimethylbenzene	< 1.4	ug/l	1.4	4.5	1	8260B		1/15/2014	CJR	1
Vinyl Chloride	0.60	ug/l	0.18	0.57	1	8260B		1/15/2014	CJR	2
m&p-Xylene	< 0.69	ug/l	0.69	2.2	1	8260B		1/15/2014	CJR	1
o-Xylene	< 0.63	ug/l	0.63	2	1	8260B		1/15/2014	CJR	1
SUR - Toluene-d8	97	REC %			1	8260B		1/15/2014	CJR	1
SUR - 1,2-Dichloroethane-d4	90	REC %			1	8260B		1/15/2014	CJR	1
SUR - 4-Bromofluorobenzene	101	REC %			1	8260B		1/15/2014	CJR	1
SUR - Dibromofluoromethane	95	REC %			1	8260B		1/15/2014	CJR	1

"J" Flag: Analyte detected between LOD and LOQ

LOD Limit of Detection

LOQ Limit of Quantitation

Code **Comment**

- 1 Laboratory QC within limits.
- 2 Relative percent difference failed for laboratory spiked samples.

All solid sample results reported on a dry weight basis unless otherwise indicated. All LOD's and LOQ's are adjusted for dilutions but not dry weight. Subcontracted results are denoted by SUB in the analyst field.


Authorized Signature





CITY OF MANITOWOC

WISCONSIN, USA
www.manitowoc.org



COPY

January 31, 2014

Mr. James Schnuelle
3403 CTH CR
Manitowoc, WI 54220

Dear Mr. Schnuelle:

As you may be aware, the City of Manitowoc has been working with the Wisconsin Department of Natural Resources (WDNR) to investigate soil and groundwater contamination at the Former Newton Gravel Pit located 3130 Hecker Road. As part of this work, the City has been conducting sampling of the private potable wells in the vicinity of the gravel pit. Your private well was included in the sampling that took place on Friday, January 3, 2014.

The City is in receipt of the sample results for your property. The preliminary results indicate the presence of VOC's above Enforcement Standards. As soon as the City received the results you were notified and provided with bottled water to use for drinking and cooking. Water Care has been contacted and is delivering bottled water to your residence until a suitable alternative is determined. A copy of your preliminary laboratory analytical results are attached. We will be scheduling confirmation testing within the next week.

The City wants to make every effort to ensure that no ill effects arise from this water, which is why we are supplying you with water until the contamination is confirmed.

If it is determined that the Enforcement Standards are exceeded for your property, we will likely install a new, deeper well, or install a carbon filter system, at no cost to you.

We will provide you with the results of the confirmation sampling, along with a plan for solving this issue.

If you have any questions please feel free to call us or the WDNR contacts listed below:

- Well water/sample results: Liz Heinen (920)993-7056
WDNR, Drinking & Groundwater
- Investigation/future activities: Tauren Beggs (920)662-5178 or
Annette Weissbach (920)662-5165
WDNR, Remediation & Redevelopment
- Health Questions: Liz Truslow-Evans (608)266-3393
Wisconsin Department of Health Services



We very much appreciate your concern and we wish to inconvenience you as little as possible while we work through this situation. If you have any questions, please do not hesitate to call Kathleen McDaniel at 686-6990.

Sincerely,



Kathleen McDaniel
Interim City Attorney
City of Manitowoc



Dan Koski, P.E.
Director of Public Infrastructure
City of Manitowoc

Attachment: Laboratory Data

Synergy Environmental Lab, INC.

1990 Prospect Ct., Appleton, WI 54914 *P 920-830-2455 * F 920-733-0631

DAVE HENDERSON
AECOM
1555 N RIVER CENTER DRIVE
MILWAUKEE, WI 53212

Report Date 20-Jan-14

Project Name NEWTON GRAVEL PIT
Project #

Invoice # E26379

Lab Code 5026379A
Sample ID 3403 CTH CR
Sample Matrix water
Sample Date 1/3/2014

	Result	Unit	LOD	LOQ	Dil	Method	Ext Date	Run Date	Analyst	Code
Organic										
VOC's										
Benzene	< 0.24	ug/l	0.24	0.77	1	8260B		1/15/2014	CJR	1
Bromobenzene	< 0.32	ug/l	0.32	1	1	8260B		1/15/2014	CJR	1
Bromodichloromethane	< 0.37	ug/l	0.37	1.2	1	8260B		1/15/2014	CJR	1
Bromoform	< 0.35	ug/l	0.35	1.1	1	8260B		1/15/2014	CJR	1
tert-Butylbenzene	< 0.36	ug/l	0.36	1.2	1	8260B		1/15/2014	CJR	1
sec-Butylbenzene	< 0.33	ug/l	0.33	1	1	8260B		1/15/2014	CJR	1
n-Butylbenzene	< 0.35	ug/l	0.35	1.1	1	8260B		1/15/2014	CJR	1
Carbon Tetrachloride	< 0.33	ug/l	0.33	1.1	1	8260B		1/15/2014	CJR	1
Chlorobenzene	< 0.24	ug/l	0.24	0.77	1	8260B		1/15/2014	CJR	1
Chloroethane	< 0.63	ug/l	0.63	2	1	8260B		1/15/2014	CJR	1
Chloroform	< 0.28	ug/l	0.28	0.88	1	8260B		1/15/2014	CJR	1
Chloromethane	< 0.81	ug/l	0.81	2.6	1	8260B		1/15/2014	CJR	1
2-Chlorotoluene	< 0.21	ug/l	0.21	0.66	1	8260B		1/15/2014	CJR	1
4-Chlorotoluene	< 0.21	ug/l	0.21	0.68	1	8260B		1/15/2014	CJR	1
1,2-Dibromo-3-chloropropane	< 0.88	ug/l	0.88	2.8	1	8260B		1/15/2014	CJR	1
Dibromochloromethane	< 0.22	ug/l	0.22	0.7	1	8260B		1/15/2014	CJR	1
1,4-Dichlorobenzene	< 0.3	ug/l	0.3	0.96	1	8260B		1/15/2014	CJR	1
1,3-Dichlorobenzene	< 0.28	ug/l	0.28	0.89	1	8260B		1/15/2014	CJR	1
1,2-Dichlorobenzene	< 0.36	ug/l	0.36	1.2	1	8260B		1/15/2014	CJR	1
Dichlorodifluoromethane	< 0.44	ug/l	0.44	1.4	1	8260B		1/15/2014	CJR	1
1,2-Dichloroethane	< 0.41	ug/l	0.41	1.3	1	8260B		1/15/2014	CJR	1
1,1-Dichloroethane	< 0.3	ug/l	0.3	0.97	1	8260B		1/15/2014	CJR	1
1,1-Dichloroethene	< 0.4	ug/l	0.4	1.3	1	8260B		1/15/2014	CJR	1
cis-1,2-Dichloroethene	1.3	ug/l	0.38	1.2	1	8260B		1/15/2014	CJR	1
trans-1,2-Dichloroethene	< 0.35	ug/l	0.35	1.1	1	8260B		1/15/2014	CJR	1
1,2-Dichloropropane	< 0.32	ug/l	0.32	1	1	8260B		1/15/2014	CJR	1
2,2-Dichloropropane	< 0.36	ug/l	0.36	1.2	1	8260B		1/15/2014	CJR	1
1,3-Dichloropropane	< 0.33	ug/l	0.33	1	1	8260B		1/15/2014	CJR	1
Di-isopropyl ether	< 0.23	ug/l	0.23	0.73	1	8260B		1/15/2014	CJR	1
EDB (1,2-Dibromoethane)	< 0.44	ug/l	0.44	1.4	1	8260B		1/15/2014	CJR	1
Ethylbenzene	< 0.55	ug/l	0.55	1.7	1	8260B		1/15/2014	CJR	1
Hexachlorobutadiene	< 1.5	ug/l	1.5	4.8	1	8260B		1/15/2014	CJR	1
Isopropylbenzene	< 0.3	ug/l	0.3	0.96	1	8260B		1/15/2014	CJR	1

Project Name NEWTON GRAVEL PIT
 Project #

Invoice # E26379

Lab Code 5026379A
 Sample ID 3403 CTH CR
 Sample Matrix water
 Sample Date 1/3/2014

	Result	Unit	LOD	LOQ	Dil	Method	Ext Date	Run Date	Analyst	Code
p-Isopropyltoluene	< 0.31	ug/l	0.31	0.98	1	8260B		1/15/2014	CJR	1
Methylene chloride	< 0.5	ug/l	0.5	1.6	1	8260B		1/15/2014	CJR	1
Methyl tert-butyl ether (MTBE)	< 0.23	ug/l	0.23	0.74	1	8260B		1/15/2014	CJR	1
Naphthalene	< 1.7	ug/l	1.7	5.5	1	8260B		1/15/2014	CJR	1
n-Propylbenzene	< 0.25	ug/l	0.25	0.81	1	8260B		1/15/2014	CJR	1
1,1,2,2-Tetrachloroethane	< 0.45	ug/l	0.45	1.4	1	8260B		1/15/2014	CJR	1
1,1,1,2-Tetrachloroethane	< 0.33	ug/l	0.33	1.1	1	8260B		1/15/2014	CJR	1
Tetrachloroethene	< 0.33	ug/l	0.33	1.1	1	8260B		1/15/2014	CJR	1
Toluene	< 0.69	ug/l	0.69	2.2	1	8260B		1/15/2014	CJR	1
1,2,4-Trichlorobenzene	< 0.98	ug/l	0.98	3.1	1	8260B		1/15/2014	CJR	1
1,2,3-Trichlorobenzene	< 1.8	ug/l	1.8	5.8	1	8260B		1/15/2014	CJR	1
1,1,1-Trichloroethane	< 0.33	ug/l	0.33	1	1	8260B		1/15/2014	CJR	1
1,1,2-Trichloroethane	< 0.34	ug/l	0.34	1.1	1	8260B		1/15/2014	CJR	1
Trichloroethene (TCE)	< 0.33	ug/l	0.33	1	1	8260B		1/15/2014	CJR	1
Trichlorofluoromethane	< 0.71	ug/l	0.71	2.3	1	8260B		1/15/2014	CJR	1
1,2,4-Trimethylbenzene	< 2.2	ug/l	2.2	6.9	1	8260B		1/15/2014	CJR	1
1,3,5-Trimethylbenzene	< 1.4	ug/l	1.4	4.5	1	8260B		1/15/2014	CJR	1
Vinyl Chloride	0.56 "J"	ug/l	0.18	0.57	1	8260B		1/15/2014	CJR	1
m&p-Xylene	< 0.69	ug/l	0.69	2.2	1	8260B		1/15/2014	CJR	1
o-Xylene	< 0.63	ug/l	0.63	2	1	8260B		1/15/2014	CJR	1
SUR - Toluene-d8	94	REC %			1	8260B		1/15/2014	CJR	1
SUR - 1,2-Dichloroethane-d4	97	REC %			1	8260B		1/15/2014	CJR	1
SUR - 4-Bromofluorobenzene	101	REC %			1	8260B		1/15/2014	CJR	1
SUR - Dibromofluoromethane	95	REC %			1	8260B		1/15/2014	CJR	1

"J" Flag: Analyte detected between LOD and LOQ

LOD Limit of Detection


LOQ Limit of Quantitation

Code Comment

1 Laboratory QC within limits.


All solid sample results reported on a dry weight basis unless otherwise indicated. All LOD's and LOQ's are adjusted for dilutions but not dry weight. Subcontracted results are denoted by SUB in the analyst field.

Authorized Signature



CITY OF MANITOWOC

WISCONSIN, USA
www.manitowoc.org



January 22, 2014

Mr. Scott A. Hyde
3322 CTH CR
Manitowoc, WI 54220

COPY

Dear Mr. Hyde:

As you may be aware, the City of Manitowoc has been working with the Wisconsin Department of Natural Resources (WDNR) since the early 1990's to investigate soil and groundwater contamination at the Former Newton Gravel Pit located at 3130 Hecker Road.

As part of this work, the City has been conducting sampling of the private potable wells in the vicinity of the gravel pit. Your private well was included in the sampling that took place on Friday, January 3, 2014.

The City is in receipt of the sample results for your property. The results confirm that water from your well does not indicate the presence of volatile organic compounds (VOCs). According to DNR guidelines the well water remains fit for consumption, and you can continue using it with no limitations. A copy of your laboratory analytical results are attached.

If you have any questions please feel free to call us or the WDNR contacts listed below:

- Well water/sample results: Liz Heinen (920)993-7056
WDNR, Drinking & Groundwater
- Investigation/future activities: Tauren Beggs (920)662-5178 or
Annette Weissbach (920)662-5165
WDNR, Remediation & Redevelopment
- Health Questions: Liz Truslow-Evans (608)266-3393
Wisconsin Department of Health Services

Again, we very much appreciate your concern while we gather data in order to ensure the best possible solution to the water quality issue. If you have any questions in the meantime, please do not hesitate to call Kathleen McDaniel at 686-6990.

Sincerely,

Kathleen McDaniel
Interim City Attorney
City of Manitowoc

Dan Koski, P.E.
Director of Public Infrastructure
City of Manitowoc

Attachment: Laboratory Data



Synergy Environmental Lab, INC.

1990 Prospect Ct., Appleton, WI 54914 *P 920-830-2455 * F 920-733-0631

DAVE HENDERSON
AECOM
1555 N RIVER CENTER DRIVE
MILWAUKEE, WI 53212

Report Date 20-Jan-14

Project Name NEWTON GRAVEL PIT
Project #

Invoice # E26387

Lab Code 5026387A
Sample ID 3322 CTH CR
Sample Matrix water
Sample Date 1/6/2014

	Result	Unit	LOD	LOQ	Dil	Method	Ext Date	Run Date	Analyst	Code
Organic										
VOC's										
Benzene	< 0.24	ug/l	0.24	0.77	1	8260B		1/15/2014	CJR	1
Bromobenzene	< 0.32	ug/l	0.32	1	1	8260B		1/15/2014	CJR	1
Bromodichloromethane	< 0.37	ug/l	0.37	1.2	1	8260B		1/15/2014	CJR	1
Bromoform	< 0.35	ug/l	0.35	1.1	1	8260B		1/15/2014	CJR	1
tert-Butylbenzene	< 0.36	ug/l	0.36	1.2	1	8260B		1/15/2014	CJR	1
sec-Butylbenzene	< 0.33	ug/l	0.33	1	1	8260B		1/15/2014	CJR	1
n-Butylbenzene	< 0.35	ug/l	0.35	1.1	1	8260B		1/15/2014	CJR	1
Carbon Tetrachloride	< 0.33	ug/l	0.33	1.1	1	8260B		1/15/2014	CJR	1
Chlorobenzene	< 0.24	ug/l	0.24	0.77	1	8260B		1/15/2014	CJR	1
Chloroethane	< 0.63	ug/l	0.63	2	1	8260B		1/15/2014	CJR	1
Chloroform	< 0.28	ug/l	0.28	0.88	1	8260B		1/15/2014	CJR	1
Chloromethane	< 0.81	ug/l	0.81	2.6	1	8260B		1/15/2014	CJR	1
2-Chlorotoluene	< 0.21	ug/l	0.21	0.66	1	8260B		1/15/2014	CJR	1
4-Chlorotoluene	< 0.21	ug/l	0.21	0.68	1	8260B		1/15/2014	CJR	1
1,2-Dibromo-3-chloropropane	< 0.88	ug/l	0.88	2.8	1	8260B		1/15/2014	CJR	1
Dibromochloromethane	< 0.22	ug/l	0.22	0.7	1	8260B		1/15/2014	CJR	1
1,4-Dichlorobenzene	< 0.3	ug/l	0.3	0.96	1	8260B		1/15/2014	CJR	1
1,3-Dichlorobenzene	< 0.28	ug/l	0.28	0.89	1	8260B		1/15/2014	CJR	1
1,2-Dichlorobenzene	< 0.36	ug/l	0.36	1.2	1	8260B		1/15/2014	CJR	1
Dichlorodifluoromethane	< 0.44	ug/l	0.44	1.4	1	8260B		1/15/2014	CJR	1
1,2-Dichloroethane	< 0.41	ug/l	0.41	1.3	1	8260B		1/15/2014	CJR	1
1,1-Dichloroethane	< 0.3	ug/l	0.3	0.97	1	8260B		1/15/2014	CJR	1
1,1-Dichloroethene	< 0.4	ug/l	0.4	1.3	1	8260B		1/15/2014	CJR	1
cis-1,2-Dichloroethene	< 0.38	ug/l	0.38	1.2	1	8260B		1/15/2014	CJR	1
trans-1,2-Dichloroethene	< 0.35	ug/l	0.35	1.1	1	8260B		1/15/2014	CJR	1
1,2-Dichloropropane	< 0.32	ug/l	0.32	1	1	8260B		1/15/2014	CJR	1
2,2-Dichloropropane	< 0.36	ug/l	0.36	1.2	1	8260B		1/15/2014	CJR	1
1,3-Dichloropropane	< 0.33	ug/l	0.33	1	1	8260B		1/15/2014	CJR	1
Di-isopropyl ether	< 0.23	ug/l	0.23	0.73	1	8260B		1/15/2014	CJR	1
EDB (1,2-Dibromoethane)	< 0.44	ug/l	0.44	1.4	1	8260B		1/15/2014	CJR	1
Ethylbenzene	< 0.55	ug/l	0.55	1.7	1	8260B		1/15/2014	CJR	1
Hexachlorobutadiene	< 1.5	ug/l	1.5	4.8	1	8260B		1/15/2014	CJR	-1
Isopropylbenzene	< 0.3	ug/l	0.3	0.96	1	8260B		1/15/2014	CJR	1

Project Name NEWTON GRAVEL PIT
 Project #

Invoice # E26387

Lab Code 5026387A
 Sample ID 3322 CTH CR
 Sample Matrix water
 Sample Date 1/6/2014

	Result	Unit	LOD	LOQ	Dil	Method	Ext Date	Run Date	Analyst	Code
p-Isopropyltoluene	< 0.31	ug/l	0.31	0.98	1	8260B		1/15/2014	CJR	1
Methylene chloride	< 0.5	ug/l	0.5	1.6	1	8260B		1/15/2014	CJR	1
Methyl tert-butyl ether (MTBE)	< 0.23	ug/l	0.23	0.74	1	8260B		1/15/2014	CJR	1
Naphthalene	< 1.7	ug/l	1.7	5.5	1	8260B		1/15/2014	CJR	1
n-Propylbenzene	< 0.25	ug/l	0.25	0.81	1	8260B		1/15/2014	CJR	1
1,1,2,2-Tetrachloroethane	< 0.45	ug/l	0.45	1.4	1	8260B		1/15/2014	CJR	1
1,1,1,2-Tetrachloroethane	< 0.33	ug/l	0.33	1.1	1	8260B		1/15/2014	CJR	1
Tetrachloroethene	< 0.33	ug/l	0.33	1.1	1	8260B		1/15/2014	CJR	1
Toluene	< 0.69	ug/l	0.69	2.2	1	8260B		1/15/2014	CJR	1
1,2,4-Trichlorobenzene	< 0.98	ug/l	0.98	3.1	1	8260B		1/15/2014	CJR	1
1,2,3-Trichlorobenzene	< 1.8	ug/l	1.8	5.8	1	8260B		1/15/2014	CJR	1
1,1,1-Trichloroethane	< 0.33	ug/l	0.33	1	1	8260B		1/15/2014	CJR	1
1,1,2-Trichloroethane	< 0.34	ug/l	0.34	1.1	1	8260B		1/15/2014	CJR	1
Trichloroethene (TCE)	< 0.33	ug/l	0.33	1	1	8260B		1/15/2014	CJR	1
Trichlorofluoromethane	< 0.71	ug/l	0.71	2.3	1	8260B		1/15/2014	CJR	1
1,2,4-Trimethylbenzene	< 2.2	ug/l	2.2	6.9	1	8260B		1/15/2014	CJR	1
1,3,5-Trimethylbenzene	< 1.4	ug/l	1.4	4.5	1	8260B		1/15/2014	CJR	1
Vinyl Chloride	< 0.18	ug/l	0.18	0.57	1	8260B		1/15/2014	CJR	1
m&p-Xylene	< 0.69	ug/l	0.69	2.2	1	8260B		1/15/2014	CJR	1
o-Xylene	< 0.63	ug/l	0.63	2	1	8260B		1/15/2014	CJR	1
SUR - Toluene-d8	97	REC %			1	8260B		1/15/2014	CJR	1
SUR - 1,2-Dichloroethane-d4	116	REC %			1	8260B		1/15/2014	CJR	1
SUR - 4-Bromofluorobenzene	103	REC %			1	8260B		1/15/2014	CJR	1
SUR - Dibromofluoromethane	95	REC %			1	8260B		1/15/2014	CJR	1

"J" Flag: Analyte detected between LOD and LOQ

LOD Limit of Detection


LOQ Limit of Quantitation

Code **Comment**

1 Laboratory QC within limits.

All solid sample results reported on a dry weight basis unless otherwise indicated. All LOD's and LOQ's are adjusted for dilutions but not dry weight. Subcontracted results are denoted by SUB in the analyst field.

Authorized Signature



Chain of Custody Record

Contact Person DAVE Henderson
 Phone No. 414-944-6190 Office Milwaukee, WI
 Project No. _____ PO No. _____
 Project Name Newton Gravel pit

Special Handling Request

Rush
 Verbal
 Other

Record Number 1 Through 1
 Laboratory Synergy Environmental
 Contact Person _____
 Phone No. 414-944-6190 920-830-2455
 Results Due Standard TAT

02637
 1

Sample I.D.	Date	Time	Grab	Composite	No. of Containers	Sample Type (Water, soil, air, sludge, etc.)	Preservation		Field Data				Analysis Request	Comments on Sample (Include Major Contaminants)
							Y	N	PID/FID		PH	Special Cond.		
									Ambient	Sample				
3322 CTR CR	1/6/14	1615	X		3	Water	X						VOCs (8260)	

Collected by: <u>Jordan J</u>	Date <u>1/7/14</u>	Time <u>900</u>	Delivery by:	Date	Time
Received by:	Date	Time	Relinquished by:	Date	Time
Received by:	Date	Time	Relinquished by:	Date	Time
Received by:	Date	Time	Relinquished by:	Date	Time
Received for lab by: <u>[Signature]</u>	Date <u>1/7/14</u>	Time <u>800</u>	Relinquished by:	Date	Time


Laboratory Comments Only: Seals Intact Upon Receipt? Yes No N/A

Final Disposition: <u>Disposed by lab</u>	Comments (Weather Conditions, Precautions, Hazards): <u>Analysis per contract</u>
--	--

CITY OF MANITOWOC

WISCONSIN, USA

www.manitowoc.org



January 22, 2014

Ms. Louise E. Ropp
3412 CTH CR
Manitowoc, WI 54220

COPY

Dear Ms. Ropp:

As you may be aware, the City of Manitowoc has been working with the Wisconsin Department of Natural Resources (WDNR) since the early 1990's to investigate soil and groundwater contamination at the Former Newton Gravel Pit located at 3130 Hecker Road.

As part of this work, the City has been conducting sampling of the private potable wells in the vicinity of the gravel pit. Your private well was included in the sampling that took place on Friday, January 3, 2014.

The City is in receipt of the sample results for your property. The results confirm that water from your well does not indicate the presence of volatile organic compounds (VOCs). According to DNR guidelines the well water remains fit for consumption, and you can continue using it with no limitations. A copy of your laboratory analytical results are attached.

If you have any questions please feel free to call us or the WDNR contacts listed below:

- Well water/sample results: Liz Heinen (920)993-7056
WDNR, Drinking & Groundwater
- Investigation/future activities: Tauren Beggs (920)662-5178 or
Annette Weissbach (920)662-5165
WDNR, Remediation & Redevelopment
- Health Questions: Liz Truslow-Evans (608)266-3393
Wisconsin Department of Health Services

Again, we very much appreciate your concern while we gather data in order to ensure the best possible solution to the water quality issue. If you have any questions in the meantime, please do not hesitate to call Kathleen McDaniel at 686-6990.

Sincerely,

A handwritten signature in black ink, appearing to read "Kathleen McDaniel".

Kathleen McDaniel
Interim City Attorney
City of Manitowoc

A handwritten signature in black ink, appearing to read "Dan Koski".

Dan Koski, P.E.
Director of Public Infrastructure
City of Manitowoc

Attachment: Laboratory Data



Synergy Environmental Lab, INC.

1990 Prospect Ct., Appleton, WI 54914 *P 920-830-2455 * F 920-733-0631

DAVE HENDERSON
AECOM
1555 N RIVER CENTER DRIVE
MILWAUKEE, WI 53212

Report Date 20-Jan-14

Project Name NEWTON GRAVEL PIT
Project #

Invoice # E26381

Lab Code 5026381A
Sample ID 3412 CTH CR
Sample Matrix water
Sample Date 1/3/2014

	Result	Unit	LOD	LOQ	Dil	Method	Ext Date	Run Date	Analyst	Code
Organic										
VOC's										
Benzene	< 0.24	ug/l	0.24	0.77	1	8260B		1/15/2014	CJR	1
Bromobenzene	< 0.32	ug/l	0.32	1	1	8260B		1/15/2014	CJR	1
Bromodichloromethane	< 0.37	ug/l	0.37	1.2	1	8260B		1/15/2014	CJR	1
Bromoform	< 0.35	ug/l	0.35	1.1	1	8260B		1/15/2014	CJR	1
tert-Butylbenzene	< 0.36	ug/l	0.36	1.2	1	8260B		1/15/2014	CJR	1
sec-Butylbenzene	< 0.33	ug/l	0.33	1	1	8260B		1/15/2014	CJR	1
n-Butylbenzene	< 0.35	ug/l	0.35	1.1	1	8260B		1/15/2014	CJR	1
Carbon Tetrachloride	< 0.33	ug/l	0.33	1.1	1	8260B		1/15/2014	CJR	1
Chlorobenzene	< 0.24	ug/l	0.24	0.77	1	8260B		1/15/2014	CJR	1
Chloroethane	< 0.63	ug/l	0.63	2	1	8260B		1/15/2014	CJR	1
Chloroform	< 0.28	ug/l	0.28	0.88	1	8260B		1/15/2014	CJR	1
Chloromethane	< 0.81	ug/l	0.81	2.6	1	8260B		1/15/2014	CJR	1
2-Chlorotoluene	< 0.21	ug/l	0.21	0.66	1	8260B		1/15/2014	CJR	1
4-Chlorotoluene	< 0.21	ug/l	0.21	0.68	1	8260B		1/15/2014	CJR	1
1,2-Dibromo-3-chloropropane	< 0.88	ug/l	0.88	2.8	1	8260B		1/15/2014	CJR	1
Dibromochloromethane	< 0.22	ug/l	0.22	0.7	1	8260B		1/15/2014	CJR	1
1,4-Dichlorobenzene	< 0.3	ug/l	0.3	0.96	1	8260B		1/15/2014	CJR	1
1,3-Dichlorobenzene	< 0.28	ug/l	0.28	0.89	1	8260B		1/15/2014	CJR	1
1,2-Dichlorobenzene	< 0.36	ug/l	0.36	1.2	1	8260B		1/15/2014	CJR	1
Dichlorodifluoromethane	< 0.44	ug/l	0.44	1.4	1	8260B		1/15/2014	CJR	1
1,2-Dichloroethane	< 0.41	ug/l	0.41	1.3	1	8260B		1/15/2014	CJR	1
1,1-Dichloroethane	< 0.3	ug/l	0.3	0.97	1	8260B		1/15/2014	CJR	1
1,1-Dichloroethene	< 0.4	ug/l	0.4	1.3	1	8260B		1/15/2014	CJR	1
cis-1,2-Dichloroethene	< 0.38	ug/l	0.38	1.2	1	8260B		1/15/2014	CJR	1
trans-1,2-Dichloroethene	< 0.35	ug/l	0.35	1.1	1	8260B		1/15/2014	CJR	1
1,2-Dichloropropane	< 0.32	ug/l	0.32	1	1	8260B		1/15/2014	CJR	1
2,2-Dichloropropane	< 0.36	ug/l	0.36	1.2	1	8260B		1/15/2014	CJR	1
1,3-Dichloropropane	< 0.33	ug/l	0.33	1	1	8260B		1/15/2014	CJR	1
Di-isopropyl ether	< 0.23	ug/l	0.23	0.73	1	8260B		1/15/2014	CJR	1
EDB (1,2-Dibromoethane)	< 0.44	ug/l	0.44	1.4	1	8260B		1/15/2014	CJR	1
Ethylbenzene	< 0.55	ug/l	0.55	1.7	1	8260B		1/15/2014	CJR	1
Hexachlorobutadiene	< 1.5	ug/l	1.5	4.8	1	8260B		1/15/2014	CJR	1
Isopropylbenzene	< 0.3	ug/l	0.3	0.96	1	8260B		1/15/2014	CJR	1

Project Name NEWTON GRAVEL PIT

Invoice # E26381

Project #

Lab Code 5026381A
Sample ID 3412 CTH CR
Sample Matrix water
Sample Date 1/3/2014

	Result	Unit	LOD	LOQ	Dil	Method	Ext Date	Run Date	Analyst	Code
p-Isopropyltoluene	< 0.31	ug/l	0.31	0.98	1	8260B		1/15/2014	CJR	1
Methylene chloride	< 0.5	ug/l	0.5	1.6	1	8260B		1/15/2014	CJR	1
Methyl tert-butyl ether (MTBE)	< 0.23	ug/l	0.23	0.74	1	8260B		1/15/2014	CJR	1
Naphthalene	< 1.7	ug/l	1.7	5.5	1	8260B		1/15/2014	CJR	1
n-Propylbenzene	< 0.25	ug/l	0.25	0.81	1	8260B		1/15/2014	CJR	1
1,1,2,2-Tetrachloroethane	< 0.45	ug/l	0.45	1.4	1	8260B		1/15/2014	CJR	1
1,1,1,2-Tetrachloroethane	< 0.33	ug/l	0.33	1.1	1	8260B		1/15/2014	CJR	1
Tetrachloroethene	< 0.33	ug/l	0.33	1.1	1	8260B		1/15/2014	CJR	1
Toluene	< 0.69	ug/l	0.69	2.2	1	8260B		1/15/2014	CJR	1
1,2,4-Trichlorobenzene	< 0.98	ug/l	0.98	3.1	1	8260B		1/15/2014	CJR	1
1,2,3-Trichlorobenzene	< 1.8	ug/l	1.8	5.8	1	8260B		1/15/2014	CJR	1
1,1,1-Trichloroethane	< 0.33	ug/l	0.33	1	1	8260B		1/15/2014	CJR	1
1,1,2-Trichloroethane	< 0.34	ug/l	0.34	1.1	1	8260B		1/15/2014	CJR	1
Trichloroethene (TCE)	< 0.33	ug/l	0.33	1	1	8260B		1/15/2014	CJR	1
Trichlorofluoromethane	< 0.71	ug/l	0.71	2.3	1	8260B		1/15/2014	CJR	1
1,2,4-Trimethylbenzene	< 2.2	ug/l	2.2	6.9	1	8260B		1/15/2014	CJR	1
1,3,5-Trimethylbenzene	< 1.4	ug/l	1.4	4.5	1	8260B		1/15/2014	CJR	1
Vinyl Chloride	< 0.18	ug/l	0.18	0.57	1	8260B		1/15/2014	CJR	1
m&p-Xylene	< 0.69	ug/l	0.69	2.2	1	8260B		1/15/2014	CJR	1
o-Xylene	< 0.63	ug/l	0.63	2	1	8260B		1/15/2014	CJR	1
SUR - Toluene-d8	104	REC %			1	8260B		1/15/2014	CJR	1
SUR - 1,2-Dichloroethane-d4	106	REC %			1	8260B		1/15/2014	CJR	1
SUR - 4-Bromofluorobenzene	101	REC %			1	8260B		1/15/2014	CJR	1
SUR - Dibromofluoromethane	99	REC %			1	8260B		1/15/2014	CJR	1

"J" Flag: Analyte detected between LOD and LOQ

LOD Limit of Detection

LOQ Limit of Quantitation

Code Comment

1 Laboratory QC within limits.

All solid sample results reported on a dry weight basis unless otherwise indicated. All LOD's and LOQ's are adjusted for dilutions but not dry weight. Subcontracted results are denoted by SUB in the analyst field.


Authorized Signature



CITY OF MANITOWOC

WISCONSIN, USA

www.manitowoc.org



January 22, 2014

Mr. Jeffrey P. Nelson
3422 CTH CR
Manitowoc, WI 54220

COPY

Dear Mr. Nelson:

As you may be aware, the City of Manitowoc has been working with the Wisconsin Department of Natural Resources (WDNR) since the early 1990's to investigate soil and groundwater contamination at the Former Newton Gravel Pit located at 3130 Hecker Road.

As part of this work, the City has been conducting sampling of the private potable wells in the vicinity of the gravel pit. Your private well was included in the sampling that took place on Monday, January 6, 2014.


The City is in receipt of the sample results for your property. The results confirm that water from your well does not indicate the presence of volatile organic compounds (VOCs). According to DNR guidelines the well water remains fit for consumption, and you can continue using it with no limitations. A copy of your laboratory analytical results are attached.


If you have any questions please feel free to call us or the WDNR contacts listed below:

- Well water/sample results: Liz Heinen (920)993-7056
WDNR, Drinking & Groundwater
- Investigation/future activities: Tauren Beggs (920)662-5178 or
Annette Weissbach (920)662-5165
WDNR, Remediation & Redevelopment
- Health Questions: Liz Truslow-Evans (608)266-3393
Wisconsin Department of Health Services

Again, we very much appreciate your concern while we gather data in order to ensure the best possible solution to the water quality issue. If you have any questions in the meantime, please do not hesitate to call Kathleen McDaniel at 686-6990.

Sincerely,


Kathleen McDaniel
Interim City Attorney
City of Manitowoc


Dan Koski, P.E.
Director of Public Infrastructure
City of Manitowoc

Attachment: Laboratory Data



Synergy Environmental Lab, INC.

1990 Prospect Ct., Appleton, WI 54914 *P 920-830-2455 * F 920-733-0631

DAVE HENDERSON
AECOM
1555 N RIVER CENTER DRIVE
MILWAUKEE, WI 53212

Report Date 20-Jan-14

Project Name NEWTON GRAVEL PIT
Project #

Invoice # E26386

Lab Code 5026386A
Sample ID 3422 CTH CR
Sample Matrix water
Sample Date 1/6/2014

	Result	Unit	LOD	LOQ	Dil	Method	Ext Date	Run Date	Analyst	Code
Organic										
VOC's										
Benzene	< 0.24	ug/l	0.24	0.77	1	8260B		1/15/2014	CJR	1
Bromobenzene	< 0.32	ug/l	0.32	1	1	8260B		1/15/2014	CJR	1
Bromodichloromethane	< 0.37	ug/l	0.37	1.2	1	8260B		1/15/2014	CJR	1
Bromoform	< 0.35	ug/l	0.35	1.1	1	8260B		1/15/2014	CJR	1
tert-Butylbenzene	< 0.36	ug/l	0.36	1.2	1	8260B		1/15/2014	CJR	1
sec-Butylbenzene	< 0.33	ug/l	0.33	1	1	8260B		1/15/2014	CJR	1
n-Butylbenzene	< 0.35	ug/l	0.35	1.1	1	8260B		1/15/2014	CJR	1
Carbon Tetrachloride	< 0.33	ug/l	0.33	1.1	1	8260B		1/15/2014	CJR	1
Chlorobenzene	< 0.24	ug/l	0.24	0.77	1	8260B		1/15/2014	CJR	1
Chloroethane	< 0.63	ug/l	0.63	2	1	8260B		1/15/2014	CJR	1
Chloroform	< 0.28	ug/l	0.28	0.88	1	8260B		1/15/2014	CJR	1
Chloromethane	< 0.81	ug/l	0.81	2.6	1	8260B		1/15/2014	CJR	1
2-Chlorotoluene	< 0.21	ug/l	0.21	0.66	1	8260B		1/15/2014	CJR	1
4-Chlorotoluene	< 0.21	ug/l	0.21	0.68	1	8260B		1/15/2014	CJR	1
1,2-Dibromo-3-chloropropane	< 0.88	ug/l	0.88	2.8	1	8260B		1/15/2014	CJR	1
Dibromochloromethane	< 0.22	ug/l	0.22	0.7	1	8260B		1/15/2014	CJR	1
1,4-Dichlorobenzene	< 0.3	ug/l	0.3	0.96	1	8260B		1/15/2014	CJR	1
1,3-Dichlorobenzene	< 0.28	ug/l	0.28	0.89	1	8260B		1/15/2014	CJR	1
1,2-Dichlorobenzene	< 0.36	ug/l	0.36	1.2	1	8260B		1/15/2014	CJR	1
Dichlorodifluoromethane	< 0.44	ug/l	0.44	1.4	1	8260B		1/15/2014	CJR	1
1,2-Dichloroethane	< 0.41	ug/l	0.41	1.3	1	8260B		1/15/2014	CJR	1
1,1-Dichloroethane	< 0.3	ug/l	0.3	0.97	1	8260B		1/15/2014	CJR	1
1,1-Dichloroethene	< 0.4	ug/l	0.4	1.3	1	8260B		1/15/2014	CJR	1
cis-1,2-Dichloroethene	< 0.38	ug/l	0.38	1.2	1	8260B		1/15/2014	CJR	1
trans-1,2-Dichloroethene	< 0.35	ug/l	0.35	1.1	1	8260B		1/15/2014	CJR	1
1,2-Dichloropropane	< 0.32	ug/l	0.32	1	1	8260B		1/15/2014	CJR	1
2,2-Dichloropropane	< 0.36	ug/l	0.36	1.2	1	8260B		1/15/2014	CJR	1
1,3-Dichloropropane	< 0.33	ug/l	0.33	1	1	8260B		1/15/2014	CJR	1
Di-isopropyl ether	< 0.23	ug/l	0.23	0.73	1	8260B		1/15/2014	CJR	1
EDB (1,2-Dibromoethane)	< 0.44	ug/l	0.44	1.4	1	8260B		1/15/2014	CJR	1
Ethylbenzene	< 0.55	ug/l	0.55	1.7	1	8260B		1/15/2014	CJR	1
Hexachlorobutadiene	< 1.5	ug/l	1.5	4.8	1	8260B		1/15/2014	CJR	1
Isopropylbenzene	< 0.3	ug/l	0.3	0.96	1	8260B		1/15/2014	CJR	1

Project Name NEWTON GRAVEL PIT
Project #

Invoice # E26386

Lab Code 5026386A
Sample ID 3422 CTH CR
Sample Matrix water
Sample Date 1/6/2014

	Result	Unit	LOD	LOQ	Dil	Method	Ext Date	Run Date	Analyst	Code
p-Isopropyltoluene	<0.31	ug/l	0.31	0.98	1	8260B		1/15/2014	CJR	1
Methylene chloride	<0.5	ug/l	0.5	1.6	1	8260B		1/15/2014	CJR	1
Methyl tert-butyl ether (MTBE)	<0.23	ug/l	0.23	0.74	1	8260B		1/15/2014	CJR	1
Naphthalene	<1.7	ug/l	1.7	5.5	1	8260B		1/15/2014	CJR	1
n-Propylbenzene	<0.25	ug/l	0.25	0.81	1	8260B		1/15/2014	CJR	1
1,1,2,2-Tetrachloroethane	<0.45	ug/l	0.45	1.4	1	8260B		1/15/2014	CJR	1
1,1,1,2-Tetrachloroethane	<0.33	ug/l	0.33	1.1	1	8260B		1/15/2014	CJR	1
Tetrachloroethene	<0.33	ug/l	0.33	1.1	1	8260B		1/15/2014	CJR	1
Toluene	<0.69	ug/l	0.69	2.2	1	8260B		1/15/2014	CJR	1
1,2,4-Trichlorobenzene	<0.98	ug/l	0.98	3.1	1	8260B		1/15/2014	CJR	1
1,2,3-Trichlorobenzene	<1.8	ug/l	1.8	5.8	1	8260B		1/15/2014	CJR	1
1,1,1-Trichloroethane	<0.33	ug/l	0.33	1	1	8260B		1/15/2014	CJR	1
1,1,2-Trichloroethane	<0.34	ug/l	0.34	1.1	1	8260B		1/15/2014	CJR	1
Trichloroethene (TCE)	<0.33	ug/l	0.33	1	1	8260B		1/15/2014	CJR	1
Trichlorofluoromethane	<0.71	ug/l	0.71	2.3	1	8260B		1/15/2014	CJR	1
1,2,4-Trimethylbenzene	<2.2	ug/l	2.2	6.9	1	8260B		1/15/2014	CJR	1
1,3,5-Trimethylbenzene	<1.4	ug/l	1.4	4.5	1	8260B		1/15/2014	CJR	1
Vinyl Chloride	<0.18	ug/l	0.18	0.57	1	8260B		1/15/2014	CJR	1
m&p-Xylene	<0.69	ug/l	0.69	2.2	1	8260B		1/15/2014	CJR	1
o-Xylene	<0.63	ug/l	0.63	2	1	8260B		1/15/2014	CJR	1
SUR - Toluene-d8	98	REC %			1	8260B		1/15/2014	CJR	1
SUR - 1,2-Dichloroethane-d4	97	REC %			1	8260B		1/15/2014	CJR	1
SUR - 4-Bromofluorobenzene	94	REC %			1	8260B		1/15/2014	CJR	1
SUR - Dibromofluoromethane	96	REC %			1	8260B		1/15/2014	CJR	1

"J" Flag: Analyte detected between LOD and LOQ


LOD Limit of Detection

LOQ Limit of Quantitation

Code	Comment
1	Laboratory QC within limits.

All solid sample results reported on a dry weight basis unless otherwise indicated. All LOD's and LOQ's are adjusted for dilutions but not dry weight. Subcontracted results are denoted by SUB in the analyst field.

Authorized Signature



Chain of Custody Record

Contact Person Dave Henderson
 Phone No. 414-944-6190 Office Milwaukee, WI
 Project No. _____ PO No. _____
 Project Name Newton Ground Pit

Special Handling Request

- Rush
- Verbal
- Other

Record Number Through

Laboratory Synergy Environmental
 Contact Person _____
 Phone No. 920-830-2455
 Results Due STANDARD TAT

5026386

Sample I.D.	Date	Time	Grab	Composite	No. of Containers	Sample Type (Water, soil, air, sludge, etc.)	Preservation		Field Data				Analysis Request	Comments on Sample (Include Major Contaminants)
							Y	N	PID/FID		PH	Special Cond.		
									Ambient	Sample				
A 3422 CTH CR	1/14/05		X		3	Water	X							VOCS (BAPD)

Collected by: <u>[Signature]</u>	Date <u>1/7/14</u>	Time <u>900</u>	Delivery by:	Date	Time
Received by:	Date	Time	Relinquished by:	Date	Time
Received by:	Date	Time	Relinquished by:	Date	Time
Received by:	Date	Time	Relinquished by:	Date	Time
Received for lab by: <u>[Signature]</u>	Date <u>1/14/05</u>	Time <u>8:00</u>	Relinquished by:	Date	Time


Laboratory Comments Only: Seals Intact Upon Receipt? Yes No N/A

Final Disposition: <u>Disposed by Lab</u>	Comments (Weather Conditions, Precautions, Hazards): <u>Analysis per Contract</u>
--	--



CITY OF MANITOWOC

WISCONSIN, USA
www.manitowoc.org



COPY

January 31, 2014

Priority IAC
Attn: Cindy Bruenig
3504 CTH CR
Manitowoc, WI 54220

Dear Ms. Bruenig:

As you may be aware, the City of Manitowoc has been working with the Wisconsin Department of Natural Resources (WDNR) to investigate soil and groundwater contamination at the Former Newton Gravel Pit located 3130 Hecker Road. As part of this work, the City has been conducting sampling of the private potable wells in the vicinity of the gravel pit. Your private well was included in the sampling that took place on Friday, January 3, 2014.

The City is in receipt of the sample results for your property. The preliminary results indicate the presence of VOC's above Enforcement Standards. You were notified of the results and we are providing you with bottled water to use for drinking and cooking. Water Care has been contacted and the City will assume your billing until a suitable alternative is determined. A copy of your preliminary laboratory analytical results are attached. We will be scheduling confirmation testing within the next week.

The City wants to make every effort to ensure that no ill effects arise from this water, which is why we are supplying you with water until the contamination is confirmed.

If it is determined that the Enforcement Standards are exceeded for your property, we will likely install a new, deeper well, or install a carbon filter system, at no cost to you.

We will provide you with the results of the confirmation sampling, along with a plan for solving this issue.

If you have any questions please feel free to call us or the WDNR contacts listed below:

- Well water/sample results: Liz Heinen (920)993-7056
WDNR, Drinking & Groundwater
- Investigation/future activities: Tauren Beggs (920)662-5178 or
Annette Weissbach (920)662-5165
WDNR, Remediation & Redevelopment
- Health Questions: Liz Truslow-Evans (608)266-3393
Wisconsin Department of Health Services

ENGINEERING DEPARTMENT ▪ 900 QUAY STREET ▪ MANITOWOC, WI 54220
(920) 686.6910 FAX: (920) 686.6906



We very much appreciate your concern and we wish to inconvenience you as little as possible while we work through this situation. If you have any questions, please do not hesitate to call Kathleen McDaniel at 686-6990.

Sincerely,



Kathleen McDaniel
Interim City Attorney
City of Manitowoc



Dan Koski, P.E.
Director of Public Infrastructure
City of Manitowoc

Attachment: Laboratory Data

Synergy Environmental Lab, INC.

1990 Prospect Ct., Appleton, WI 54914 *P 920-830-2455 * F 920-733-0631

DAVE HENDERSON
AECOM
1555 N RIVER CENTER DRIVE
MILWAUKEE, WI 53212

Report Date 20-Jan-14

Project Name NEWTON GRAVEL PIT
Project #

Invoice # E26385

Lab Code 5026385A
Sample ID 3504 CTH CR
Sample Matrix water
Sample Date 1/6/2014

	Result	Unit	LOD	LOQ	Dil	Method	Ext Date	Run Date	Analyst	Code
Organic										
VOC's										
Benzene	< 0.24	ug/l	0.24	0.77	1	8260B		1/15/2014	CJR	1
Bromobenzene	< 0.32	ug/l	0.32	1	1	8260B		1/15/2014	CJR	1
Bromodichloromethane	< 0.37	ug/l	0.37	1.2	1	8260B		1/15/2014	CJR	1
Bromoform	< 0.35	ug/l	0.35	1.1	1	8260B		1/15/2014	CJR	1
tert-Butylbenzene	< 0.36	ug/l	0.36	1.2	1	8260B		1/15/2014	CJR	1
sec-Butylbenzene	< 0.33	ug/l	0.33	1	1	8260B		1/15/2014	CJR	1
n-Butylbenzene	< 0.35	ug/l	0.35	1.1	1	8260B		1/15/2014	CJR	1
Carbon Tetrachloride	< 0.33	ug/l	0.33	1.1	1	8260B		1/15/2014	CJR	1
Chlorobenzene	< 0.24	ug/l	0.24	0.77	1	8260B		1/15/2014	CJR	1
Chloroethane	< 0.63	ug/l	0.63	2	1	8260B		1/15/2014	CJR	1
Chloroform	< 0.28	ug/l	0.28	0.88	1	8260B		1/15/2014	CJR	1
Chloromethane	< 0.81	ug/l	0.81	2.6	1	8260B		1/15/2014	CJR	1
2-Chlorotoluene	< 0.21	ug/l	0.21	0.66	1	8260B		1/15/2014	CJR	1
4-Chlorotoluene	< 0.21	ug/l	0.21	0.68	1	8260B		1/15/2014	CJR	1
1,2-Dibromo-3-chloropropane	< 0.88	ug/l	0.88	2.8	1	8260B		1/15/2014	CJR	1
Dibromochloromethane	< 0.22	ug/l	0.22	0.7	1	8260B		1/15/2014	CJR	1
1,4-Dichlorobenzene	< 0.3	ug/l	0.3	0.96	1	8260B		1/15/2014	CJR	1
1,3-Dichlorobenzene	< 0.28	ug/l	0.28	0.89	1	8260B		1/15/2014	CJR	1
1,2-Dichlorobenzene	< 0.36	ug/l	0.36	1.2	1	8260B		1/15/2014	CJR	1
Dichlorodifluoromethane	< 0.44	ug/l	0.44	1.4	1	8260B		1/15/2014	CJR	1
1,2-Dichloroethane	< 0.41	ug/l	0.41	1.3	1	8260B		1/15/2014	CJR	1
1,1-Dichloroethane	< 0.3	ug/l	0.3	0.97	1	8260B		1/15/2014	CJR	1
1,1-Dichloroethene	< 0.4	ug/l	0.4	1.3	1	8260B		1/15/2014	CJR	1
cis-1,2-Dichloroethene	1.43	ug/l	0.38	1.2	1	8260B		1/15/2014	CJR	1
trans-1,2-Dichloroethene	< 0.35	ug/l	0.35	1.1	1	8260B		1/15/2014	CJR	1
1,2-Dichloropropane	< 0.32	ug/l	0.32	1	1	8260B		1/15/2014	CJR	1
2,2-Dichloropropane	< 0.36	ug/l	0.36	1.2	1	8260B		1/15/2014	CJR	1
1,3-Dichloropropane	< 0.33	ug/l	0.33	1	1	8260B		1/15/2014	CJR	1
Di-isopropyl ether	< 0.23	ug/l	0.23	0.73	1	8260B		1/15/2014	CJR	1
EDB (1,2-Dibromoethane)	< 0.44	ug/l	0.44	1.4	1	8260B		1/15/2014	CJR	1
Ethylbenzene	< 0.55	ug/l	0.55	1.7	1	8260B		1/15/2014	CJR	1
Hexachlorobutadiene	< 1.5	ug/l	1.5	4.8	1	8260B		1/15/2014	CJR	1
Isopropylbenzene	< 0.3	ug/l	0.3	0.96	1	8260B		1/15/2014	CJR	1

Project Name NEWTON GRAVEL PIT
Project #

Invoice # E26385

Lab Code 5026385A
Sample ID 3504 CTH CR
Sample Matrix water
Sample Date 1/6/2014

	Result	Unit	LOD	LOQ	Dil	Method	Ext Date	Run Date	Analyst	Code
p-Isopropyltoluene	< 0.31	ug/l	0.31	0.98	1	8260B		1/15/2014	CJR	1
Methylene chloride	< 0.5	ug/l	0.5	1.6	1	8260B		1/15/2014	CJR	1
Methyl tert-butyl ether (MTBE)	< 0.23	ug/l	0.23	0.74	1	8260B		1/15/2014	CJR	1
Naphthalene	< 1.7	ug/l	1.7	5.5	1	8260B		1/15/2014	CJR	1
n-Propylbenzene	< 0.25	ug/l	0.25	0.81	1	8260B		1/15/2014	CJR	1
1,1,2,2-Tetrachloroethane	< 0.45	ug/l	0.45	1.4	1	8260B		1/15/2014	CJR	1
1,1,1,2-Tetrachloroethane	< 0.33	ug/l	0.33	1.1	1	8260B		1/15/2014	CJR	1
Tetrachloroethene	< 0.33	ug/l	0.33	1.1	1	8260B		1/15/2014	CJR	1
Toluene	< 0.69	ug/l	0.69	2.2	1	8260B		1/15/2014	CJR	1
1,2,4-Trichlorobenzene	< 0.98	ug/l	0.98	3.1	1	8260B		1/15/2014	CJR	1
1,2,3-Trichlorobenzene	< 1.8	ug/l	1.8	5.8	1	8260B		1/15/2014	CJR	1
1,1,1-Trichloroethane	< 0.33	ug/l	0.33	1	1	8260B		1/15/2014	CJR	1
1,1,2-Trichloroethane	< 0.34	ug/l	0.34	1.1	1	8260B		1/15/2014	CJR	1
Trichloroethene (TCE)	< 0.33	ug/l	0.33	1	1	8260B		1/15/2014	CJR	1
Trichlorofluoromethane	< 0.71	ug/l	0.71	2.3	1	8260B		1/15/2014	CJR	1
1,2,4-Trimethylbenzene	< 2.2	ug/l	2.2	6.9	1	8260B		1/15/2014	CJR	1
1,3,5-Trimethylbenzene	< 1.4	ug/l	1.4	4.5	1	8260B		1/15/2014	CJR	1
Vinyl Chloride	< 0.18	ug/l	0.18	0.57	1	8260B		1/15/2014	CJR	1
m&p-Xylene	< 0.69	ug/l	0.69	2.2	1	8260B		1/15/2014	CJR	1
o-Xylene	< 0.63	ug/l	0.63	2	1	8260B		1/15/2014	CJR	1
SUR - Dibromofluoromethane	100	REC %			1	8260B		1/15/2014	CJR	1
SUR - 1,2-Dichloroethane-d4	103	REC %			1	8260B		1/15/2014	CJR	1
SUR - 4-Bromofluorobenzene	93	REC %			1	8260B		1/15/2014	CJR	1
SUR - Toluene-d8	96	REC %			1	8260B		1/15/2014	CJR	1

Lab Code 5026385B
 Sample ID 3504 CTH CR DUP
 Sample Matrix water
 Sample Date 1/6/2014

	Result	Unit	LOD	LOQ	Dil	Method	Ext Date	Run Date	Analyst	Code
Organic										
VOC's										
Benzene	< 0.24	ug/l	0.24	0.77	1	8260B		1/15/2014	CJR	1
Bromobenzene	< 0.32	ug/l	0.32	1	1	8260B		1/15/2014	CJR	1
Bromodichloromethane	< 0.37	ug/l	0.37	1.2	1	8260B		1/15/2014	CJR	1
Bromoform	< 0.35	ug/l	0.35	1.1	1	8260B		1/15/2014	CJR	1
tert-Butylbenzene	< 0.36	ug/l	0.36	1.2	1	8260B		1/15/2014	CJR	1
sec-Butylbenzene	< 0.33	ug/l	0.33	1	1	8260B		1/15/2014	CJR	1
n-Butylbenzene	< 0.35	ug/l	0.35	1.1	1	8260B		1/15/2014	CJR	1
Carbon Tetrachloride	< 0.33	ug/l	0.33	1.1	1	8260B		1/15/2014	CJR	1
Chlorobenzene	< 0.24	ug/l	0.24	0.77	1	8260B		1/15/2014	CJR	1
Chloroethane	< 0.63	ug/l	0.63	2	1	8260B		1/15/2014	CJR	1
Chloroform	< 0.28	ug/l	0.28	0.88	1	8260B		1/15/2014	CJR	1
Chloromethane	< 0.81	ug/l	0.81	2.6	1	8260B		1/15/2014	CJR	1
2-Chlorotoluene	< 0.21	ug/l	0.21	0.66	1	8260B		1/15/2014	CJR	1
4-Chlorotoluene	< 0.21	ug/l	0.21	0.68	1	8260B		1/15/2014	CJR	1
1,2-Dibromo-3-chloropropane	< 0.88	ug/l	0.88	2.8	1	8260B		1/15/2014	CJR	1
Dibromochloromethane	< 0.22	ug/l	0.22	0.7	1	8260B		1/15/2014	CJR	1
1,4-Dichlorobenzene	< 0.3	ug/l	0.3	0.96	1	8260B		1/15/2014	CJR	1
1,3-Dichlorobenzene	< 0.28	ug/l	0.28	0.89	1	8260B		1/15/2014	CJR	1
1,2-Dichlorobenzene	< 0.36	ug/l	0.36	1.2	1	8260B		1/15/2014	CJR	1
Dichlorodifluoromethane	< 0.44	ug/l	0.44	1.4	1	8260B		1/15/2014	CJR	1
1,2-Dichloroethane	< 0.41	ug/l	0.41	1.3	1	8260B		1/15/2014	CJR	1
1,1-Dichloroethane	< 0.3	ug/l	0.3	0.97	1	8260B		1/15/2014	CJR	1
1,1-Dichloroethene	< 0.4	ug/l	0.4	1.3	1	8260B		1/15/2014	CJR	1
cis-1,2-Dichloroethene	1.34	ug/l	0.38	1.2	1	8260B		1/15/2014	CJR	1
trans-1,2-Dichloroethene	< 0.35	ug/l	0.35	1.1	1	8260B		1/15/2014	CJR	1
1,2-Dichloropropane	< 0.32	ug/l	0.32	1	1	8260B		1/15/2014	CJR	1
2,2-Dichloropropane	< 0.36	ug/l	0.36	1.2	1	8260B		1/15/2014	CJR	1
1,3-Dichloropropane	< 0.33	ug/l	0.33	1	1	8260B		1/15/2014	CJR	1
Di-isopropyl ether	< 0.23	ug/l	0.23	0.73	1	8260B		1/15/2014	CJR	1
EDB (1,2-Dibromoethane)	< 0.44	ug/l	0.44	1.4	1	8260B		1/15/2014	CJR	1
Ethylbenzene	< 0.55	ug/l	0.55	1.7	1	8260B		1/15/2014	CJR	1
Hexachlorobutadiene	< 1.5	ug/l	1.5	4.8	1	8260B		1/15/2014	CJR	1
Isopropylbenzene	< 0.3	ug/l	0.3	0.96	1	8260B		1/15/2014	CJR	1
p-Isopropyltoluene	< 0.31	ug/l	0.31	0.98	1	8260B		1/15/2014	CJR	1
Methylene chloride	< 0.5	ug/l	0.5	1.6	1	8260B		1/15/2014	CJR	1
Methyl tert-butyl ether (MTBE)	< 0.23	ug/l	0.23	0.74	1	8260B		1/15/2014	CJR	1
Naphthalene	< 1.7	ug/l	1.7	5.5	1	8260B		1/15/2014	CJR	1
n-Propylbenzene	< 0.25	ug/l	0.25	0.81	1	8260B		1/15/2014	CJR	1
1,1,2,2-Tetrachloroethane	< 0.45	ug/l	0.45	1.4	1	8260B		1/15/2014	CJR	1
1,1,1,2-Tetrachloroethane	< 0.33	ug/l	0.33	1.1	1	8260B		1/15/2014	CJR	1
Tetrachloroethene	< 0.33	ug/l	0.33	1.1	1	8260B		1/15/2014	CJR	1
Toluene	< 0.69	ug/l	0.69	2.2	1	8260B		1/15/2014	CJR	1
1,2,4-Trichlorobenzene	< 0.98	ug/l	0.98	3.1	1	8260B		1/15/2014	CJR	1
1,2,3-Trichlorobenzene	< 1.8	ug/l	1.8	5.8	1	8260B		1/15/2014	CJR	1
1,1,1-Trichloroethane	< 0.33	ug/l	0.33	1	1	8260B		1/15/2014	CJR	1
1,1,2-Trichloroethane	< 0.34	ug/l	0.34	1.1	1	8260B		1/15/2014	CJR	1
Trichloroethene (TCE)	< 0.33	ug/l	0.33	1	1	8260B		1/15/2014	CJR	1
Trichlorofluoromethane	< 0.71	ug/l	0.71	2.3	1	8260B		1/15/2014	CJR	1
1,2,4-Trimethylbenzene	< 2.2	ug/l	2.2	6.9	1	8260B		1/15/2014	CJR	1
1,3,5-Trimethylbenzene	< 1.4	ug/l	1.4	4.5	1	8260B		1/15/2014	CJR	1
Vinyl Chloride	0.23 "J"	ug/l	0.18	0.57	1	8260B		1/15/2014	CJR	1
m&p-Xylene	< 0.69	ug/l	0.69	2.2	1	8260B		1/15/2014	CJR	1
o-Xylene	< 0.63	ug/l	0.63	2	1	8260B		1/15/2014	CJR	1
SUR - Toluene-d8	100	REC %			1	8260B		1/15/2014	CJR	1
SUR - 1,2-Dichloroethane-d4	109	REC %			1	8260B		1/15/2014	CJR	1
SUR - 4-Bromofluorobenzene	94	REC %			1	8260B		1/15/2014	CJR	1
SUR - Dibromofluoromethane	102	REC %			1	8260B		1/15/2014	CJR	1

"J" Flag: Analyte detected between LOD and LOQ


LOD Limit of Detection

LOQ Limit of Quantitation

<i>Code</i>	<i>Comment</i>
1	Laboratory QC within limits.

All solid sample results reported on a dry weight basis unless otherwise indicated. All LOD's and LOQ's are adjusted for dilutions but not dry weight. Subcontracted results are denoted by SUB in the analyst field.

Authorized Signature



A handwritten signature in black ink, appearing to read "Michael J. Paul", is written over a horizontal line.

No 3649

Chain of Custody Record

Contact Person DAVE Henderson
 Phone No. 414-944-6190 Office M. Waukegan, WI
 Project No. _____ PO No. _____
 Project Name Newton Ground Pit

Special Handling Request

Rush
 Verbal
 Other

Record Number 1 Through 1
 Laboratory Synergy Environmental Lab, Inc
 Contact Person _____
 Phone No. 920-830-2455
 Results Due STANDARD TAT

Sample I.D.	Date	Time	Grab	Composite	No. of Containers	Sample Type (Water, soil, air, sludge, etc.)	Preservation		Field Data				Analysis Request	Comments on Sample (Include Major Contaminants)
							Y	N	PID/FID		PH	Special Cond.		
									Ambient	Sample				
<u>3504 CTH CR</u>	<u>1/6/14</u>	<u>1120</u>	<u>X</u>		<u>3</u>	<u>Water</u>	<u>X</u>						<u>VOCs (8260)</u>	
<u>3504 CTH CR DUP</u>	<u>1/6/14</u>	<u>1120</u>	<u>X</u>		<u>3</u>	<u>Water</u>	<u>X</u>						<u>VOCs (8260)</u>	

Collected by: <u>Jordan J</u>	Date: <u>1/7/14</u>	Time: <u>900</u>	Delivery by:	Date:	Time:
Received by:	Date:	Time:	Relinquished by:	Date:	Time:
Received by:	Date:	Time:	Relinquished by:	Date:	Time:
Received by:	Date:	Time:	Relinquished by:	Date:	Time:
Received for lab by: <u>[Signature]</u>	Date: <u>1/7/14</u>	Time: <u>800</u>	Relinquished by:	Date:	Time:


Laboratory Comments Only: Seals Intact Upon Receipt? Yes No N/A

Final Disposition: Disposal by Lab

Comments (Weather Conditions, Precautions, Hazards):
Analysis per Contract

CITY OF MANITOWOC

WISCONSIN, USA
www.manitowoc.org



January 22, 2014

Mr. Michael Hardow
Mr. & Mrs. John F. Monka
3523 CTH CR
Manitowoc, WI 54220

COPY

Dear Mr. & Mrs. Monka and Mr. Hardow:

As you may be aware, the City of Manitowoc has been working with the Wisconsin Department of Natural Resources (WDNR) since the early 1990's to investigate soil and groundwater contamination at the Former Newton Gravel Pit located at 3130 Hecker Road.

As part of this work, the City has been conducting sampling of the private potable wells in the vicinity of the gravel pit. Your private well was included in the sampling that took place on Friday, January 3, 2014.


The City is in receipt of the sample results for your property. The results confirm that water from your well does not indicate the presence of volatile organic compounds (VOCs). According to DNR guidelines the well water remains fit for consumption, and you can continue using it with no limitations. A copy of your laboratory analytical results are attached.

If you have any questions please feel free to call us or the WDNR contacts listed below:

- Well water/sample results: Liz Heinen (920)993-7056
WDNR, Drinking & Groundwater
- Investigation/future activities: Tauren Beggs (920)662-5178 or
Annette Weissbach (920)662-5165
WDNR, Remediation & Redevelopment
- Health Questions: Liz Truslow-Evans (608)266-3393
Wisconsin Department of Health Services

Again, we very much appreciate your concern while we gather data in order to ensure the best possible solution to the water quality issue. If you have any questions in the meantime, please do not hesitate to call Kathleen McDaniel at 686-6990.

Sincerely,


Kathleen McDaniel
Interim City Attorney
City of Manitowoc



Dan Koski, P.E.
Director of Public Infrastructure
City of Manitowoc

Attachment: Laboratory Data



Synergy Environmental Lab, INC.

1990 Prospect Ct., Appleton, WI 54914 *P 920-830-2455 * F 920-733-0631

DAVE HENDERSON
AECOM
1555 N RIVER CENTER DRIVE
MILWAUKEE, WI 53212

Report Date 20-Jan-14

Project Name NEWTON GRAVEL PIT
Project #

Invoice # E26378

Lab Code 5026378A
Sample ID 3523 CTH CR
Sample Matrix water
Sample Date 1/3/2014

	Result	Unit	LOD	LOQ	Dil	Method	Ext Date	Run Date	Analyst	Code
Organic										
VOC's										
Benzene	< 0.24	ug/l	0.24	0.77	1	8260B		1/15/2014	CJR	1
Bromobenzene	< 0.32	ug/l	0.32	1	1	8260B		1/15/2014	CJR	1
Bromodichloromethane	< 0.37	ug/l	0.37	1.2	1	8260B		1/15/2014	CJR	1
Bromoform	< 0.35	ug/l	0.35	1.1	1	8260B		1/15/2014	CJR	1
tert-Butylbenzene	< 0.36	ug/l	0.36	1.2	1	8260B		1/15/2014	CJR	1
sec-Butylbenzene	< 0.33	ug/l	0.33	1	1	8260B		1/15/2014	CJR	1
n-Butylbenzene	< 0.35	ug/l	0.35	1.1	1	8260B		1/15/2014	CJR	1
Carbon Tetrachloride	< 0.33	ug/l	0.33	1.1	1	8260B		1/15/2014	CJR	1
Chlorobenzene	< 0.24	ug/l	0.24	0.77	1	8260B		1/15/2014	CJR	1
Chloroethane	< 0.63	ug/l	0.63	2	1	8260B		1/15/2014	CJR	1
Chloroform	< 0.28	ug/l	0.28	0.88	1	8260B		1/15/2014	CJR	1
Chloromethane	< 0.81	ug/l	0.81	2.6	1	8260B		1/15/2014	CJR	1
2-Chlorotoluene	< 0.21	ug/l	0.21	0.66	1	8260B		1/15/2014	CJR	1
4-Chlorotoluene	< 0.21	ug/l	0.21	0.68	1	8260B		1/15/2014	CJR	1
1,2-Dibromo-3-chloropropane	< 0.88	ug/l	0.88	2.8	1	8260B		1/15/2014	CJR	1
Dibromochloromethane	< 0.22	ug/l	0.22	0.7	1	8260B		1/15/2014	CJR	1
1,4-Dichlorobenzene	< 0.3	ug/l	0.3	0.96	1	8260B		1/15/2014	CJR	1
1,3-Dichlorobenzene	< 0.28	ug/l	0.28	0.89	1	8260B		1/15/2014	CJR	1
1,2-Dichlorobenzene	< 0.36	ug/l	0.36	1.2	1	8260B		1/15/2014	CJR	1
Dichlorodifluoromethane	< 0.44	ug/l	0.44	1.4	1	8260B		1/15/2014	CJR	1
1,2-Dichloroethane	< 0.41	ug/l	0.41	1.3	1	8260B		1/15/2014	CJR	1
1,1-Dichloroethane	< 0.3	ug/l	0.3	0.97	1	8260B		1/15/2014	CJR	1
1,1-Dichloroethene	< 0.4	ug/l	0.4	1.3	1	8260B		1/15/2014	CJR	1
cis-1,2-Dichloroethene	< 0.38	ug/l	0.38	1.2	1	8260B		1/15/2014	CJR	1
trans-1,2-Dichloroethene	< 0.35	ug/l	0.35	1.1	1	8260B		1/15/2014	CJR	1
1,2-Dichloropropane	< 0.32	ug/l	0.32	1	1	8260B		1/15/2014	CJR	1
2,2-Dichloropropane	< 0.36	ug/l	0.36	1.2	1	8260B		1/15/2014	CJR	1
1,3-Dichloropropane	< 0.33	ug/l	0.33	1	1	8260B		1/15/2014	CJR	1
Di-isopropyl ether	< 0.23	ug/l	0.23	0.73	1	8260B		1/15/2014	CJR	1
EDB (1,2-Dibromoethane)	< 0.44	ug/l	0.44	1.4	1	8260B		1/15/2014	CJR	1
Ethylbenzene	< 0.55	ug/l	0.55	1.7	1	8260B		1/15/2014	CJR	1
Hexachlorobutadiene	< 1.5	ug/l	1.5	4.8	1	8260B		1/15/2014	CJR	1
Isopropylbenzene	< 0.3	ug/l	0.3	0.96	1	8260B		1/15/2014	CJR	1

Project Name NEWTON GRAVEL PIT

Invoice # E26378

Project #

Lab Code 5026378A
 Sample ID 3523 CTH CR
 Sample Matrix water
 Sample Date 1/3/2014

	Result	Unit	LOD	LOQ	Dil	Method	Ext Date	Run Date	Analyst	Code
p-Isopropyltoluene	< 0.31	ug/l	0.31	0.98	1	8260B		1/15/2014	CJR	1
Methylene chloride	< 0.5	ug/l	0.5	1.6	1	8260B		1/15/2014	CJR	1
Methyl tert-butyl ether (MTBE)	< 0.23	ug/l	0.23	0.74	1	8260B		1/15/2014	CJR	1
Naphthalene	< 1.7	ug/l	1.7	5.5	1	8260B		1/15/2014	CJR	1
n-Propylbenzene	< 0.25	ug/l	0.25	0.81	1	8260B		1/15/2014	CJR	1
1,1,2,2-Tetrachloroethane	< 0.45	ug/l	0.45	1.4	1	8260B		1/15/2014	CJR	1
1,1,1,2-Tetrachloroethane	< 0.33	ug/l	0.33	1.1	1	8260B		1/15/2014	CJR	1
Tetrachloroethene	< 0.33	ug/l	0.33	1.1	1	8260B		1/15/2014	CJR	1
Toluene	< 0.69	ug/l	0.69	2.2	1	8260B		1/15/2014	CJR	1
1,2,4-Trichlorobenzene	< 0.98	ug/l	0.98	3.1	1	8260B		1/15/2014	CJR	1
1,2,3-Trichlorobenzene	< 1.8	ug/l	1.8	5.8	1	8260B		1/15/2014	CJR	1
1,1,1-Trichloroethane	< 0.33	ug/l	0.33	1	1	8260B		1/15/2014	CJR	1
1,1,2-Trichloroethane	< 0.34	ug/l	0.34	1.1	1	8260B		1/15/2014	CJR	1
Trichloroethene (TCE)	< 0.33	ug/l	0.33	1	1	8260B		1/15/2014	CJR	1
Trichlorofluoromethane	< 0.71	ug/l	0.71	2.3	1	8260B		1/15/2014	CJR	1
1,2,4-Trimethylbenzene	< 2.2	ug/l	2.2	6.9	1	8260B		1/15/2014	CJR	1
1,3,5-Trimethylbenzene	< 1.4	ug/l	1.4	4.5	1	8260B		1/15/2014	CJR	1
Vinyl Chloride	< 0.18	ug/l	0.18	0.57	1	8260B		1/15/2014	CJR	1
m&p-Xylene	< 0.69	ug/l	0.69	2.2	1	8260B		1/15/2014	CJR	1
o-Xylene	< 0.63	ug/l	0.63	2	1	8260B		1/15/2014	CJR	1
SUR - Dibromofluoromethane	97	REC %			1	8260B		1/15/2014	CJR	1
SUR - 1,2-Dichloroethane-d4	110	REC %			1	8260B		1/15/2014	CJR	1
SUR - 4-Bromofluorobenzene	99	REC %			1	8260B		1/15/2014	CJR	1
SUR - Toluene-d8	95	REC %			1	8260B		1/15/2014	CJR	1

Lab Code 5026378B
 Sample ID TRIP BLANK
 Sample Matrix water
 Sample Date 1/3/2014

	Result	Unit	LOD	LOQ	Dil	Method	Ext Date	Run Date	Analyst	Code
Organic										
VOC's										
Benzene	< 0.24	ug/l	0.24	0.77	1	8260B		1/15/2014	CJR	1
Bromobenzene	< 0.32	ug/l	0.32	1	1	8260B		1/15/2014	CJR	1
Bromodichloromethane	< 0.37	ug/l	0.37	1.2	1	8260B		1/15/2014	CJR	1
Bromoform	< 0.35	ug/l	0.35	1.1	1	8260B		1/15/2014	CJR	1
tert-Butylbenzene	< 0.36	ug/l	0.36	1.2	1	8260B		1/15/2014	CJR	1
sec-Butylbenzene	< 0.33	ug/l	0.33	1	1	8260B		1/15/2014	CJR	1
n-Butylbenzene	< 0.35	ug/l	0.35	1.1	1	8260B		1/15/2014	CJR	1
Carbon Tetrachloride	< 0.33	ug/l	0.33	1.1	1	8260B		1/15/2014	CJR	1
Chlorobenzene	< 0.24	ug/l	0.24	0.77	1	8260B		1/15/2014	CJR	1
Chloroethane	< 0.63	ug/l	0.63	2	1	8260B		1/15/2014	CJR	1
Chloroform	< 0.28	ug/l	0.28	0.88	1	8260B		1/15/2014	CJR	1
Chloromethane	< 0.81	ug/l	0.81	2.6	1	8260B		1/15/2014	CJR	1
2-Chlorotoluene	< 0.21	ug/l	0.21	0.66	1	8260B		1/15/2014	CJR	1
4-Chlorotoluene	< 0.21	ug/l	0.21	0.68	1	8260B		1/15/2014	CJR	1
1,2-Dibromo-3-chloropropane	< 0.88	ug/l	0.88	2.8	1	8260B		1/15/2014	CJR	1
Dibromochloromethane	< 0.22	ug/l	0.22	0.7	1	8260B		1/15/2014	CJR	1
1,4-Dichlorobenzene	< 0.3	ug/l	0.3	0.96	1	8260B		1/15/2014	CJR	1
1,3-Dichlorobenzene	< 0.28	ug/l	0.28	0.89	1	8260B		1/15/2014	CJR	1
1,2-Dichlorobenzene	< 0.36	ug/l	0.36	1.2	1	8260B		1/15/2014	CJR	1
Dichlorodifluoromethane	< 0.44	ug/l	0.44	1.4	1	8260B		1/15/2014	CJR	1
1,2-Dichloroethane	< 0.41	ug/l	0.41	1.3	1	8260B		1/15/2014	CJR	1
1,1-Dichloroethane	< 0.3	ug/l	0.3	0.97	1	8260B		1/15/2014	CJR	1
1,1-Dichloroethene	< 0.4	ug/l	0.4	1.3	1	8260B		1/15/2014	CJR	1
cis-1,2-Dichloroethene	< 0.38	ug/l	0.38	1.2	1	8260B		1/15/2014	CJR	1
trans-1,2-Dichloroethene	< 0.35	ug/l	0.35	1.1	1	8260B		1/15/2014	CJR	1
1,2-Dichloropropane	< 0.32	ug/l	0.32	1	1	8260B		1/15/2014	CJR	1
2,2-Dichloropropane	< 0.36	ug/l	0.36	1.2	1	8260B		1/15/2014	CJR	1
1,3-Dichloropropane	< 0.33	ug/l	0.33	1	1	8260B		1/15/2014	CJR	1
Di-isopropyl ether	< 0.23	ug/l	0.23	0.73	1	8260B		1/15/2014	CJR	1
EDB (1,2-Dibromoethane)	< 0.44	ug/l	0.44	1.4	1	8260B		1/15/2014	CJR	1
Ethylbenzene	< 0.55	ug/l	0.55	1.7	1	8260B		1/15/2014	CJR	1
Hexachlorobutadiene	< 1.5	ug/l	1.5	4.8	1	8260B		1/15/2014	CJR	1
Isopropylbenzene	< 0.3	ug/l	0.3	0.96	1	8260B		1/15/2014	CJR	1
p-Isopropyltoluene	< 0.31	ug/l	0.31	0.98	1	8260B		1/15/2014	CJR	1
Methylene chloride	< 0.5	ug/l	0.5	1.6	1	8260B		1/15/2014	CJR	1
Methyl tert-butyl ether (MTBE)	< 0.23	ug/l	0.23	0.74	1	8260B		1/15/2014	CJR	1
Naphthalene	< 1.7	ug/l	1.7	5.5	1	8260B		1/15/2014	CJR	1
n-Propylbenzene	< 0.25	ug/l	0.25	0.81	1	8260B		1/15/2014	CJR	1
1,1,2,2-Tetrachloroethane	< 0.45	ug/l	0.45	1.4	1	8260B		1/15/2014	CJR	1
1,1,1,2-Tetrachloroethane	< 0.33	ug/l	0.33	1.1	1	8260B		1/15/2014	CJR	1
Tetrachloroethene	< 0.33	ug/l	0.33	1.1	1	8260B		1/15/2014	CJR	1
Toluene	< 0.69	ug/l	0.69	2.2	1	8260B		1/15/2014	CJR	1
1,2,4-Trichlorobenzene	< 0.98	ug/l	0.98	3.1	1	8260B		1/15/2014	CJR	1
1,2,3-Trichlorobenzene	< 1.8	ug/l	1.8	5.8	1	8260B		1/15/2014	CJR	1
1,1,1-Trichloroethane	< 0.33	ug/l	0.33	1	1	8260B		1/15/2014	CJR	1
1,1,2-Trichloroethane	< 0.34	ug/l	0.34	1.1	1	8260B		1/15/2014	CJR	1
Trichloroethene (TCE)	< 0.33	ug/l	0.33	1	1	8260B		1/15/2014	CJR	1
Trichlorofluoromethane	< 0.71	ug/l	0.71	2.3	1	8260B		1/15/2014	CJR	1
1,2,4-Trimethylbenzene	< 2.2	ug/l	2.2	6.9	1	8260B		1/15/2014	CJR	1
1,3,5-Trimethylbenzene	< 1.4	ug/l	1.4	4.5	1	8260B		1/15/2014	CJR	1
Vinyl Chloride	< 0.18	ug/l	0.18	0.57	1	8260B		1/15/2014	CJR	1
m&p-Xylene	< 0.69	ug/l	0.69	2.2	1	8260B		1/15/2014	CJR	1
o-Xylene	< 0.63	ug/l	0.63	2	1	8260B		1/15/2014	CJR	1
SUR - Toluene-d8	97	REC %			1	8260B		1/15/2014	CJR	1
SUR - 1,2-Dichloroethane-d4	103	REC %			1	8260B		1/15/2014	CJR	1
SUR - 4-Bromofluorobenzene	101	REC %			1	8260B		1/15/2014	CJR	1
SUR - Dibromofluoromethane	93	REC %			1	8260B		1/15/2014	CJR	1

Project #

"J" Flag: Analyte detected between LOD and LOQ


LOD Limit of Detection

LOQ Limit of Quantitation

<i>Code</i>	<i>Comment</i>
1	Laboratory QC within limits.

All solid sample results reported on a dry weight basis unless otherwise indicated. All LOD's and LOQ's are adjusted for dilutions but not dry weight. Subcontracted results are denoted by SUB in the analyst field.

Authorized Signature



CHAIN OF CUSTODY RECORD

Synergy

Chain # No 2561

Page | of |

Environmental Lab, Inc.

1990 Prospect Ct. • Appleton, WI 54914
920-830-2455 • FAX 920-733-0631

Sample Handling Request

Rush Analysis Date Required
(Rushes accepted only with prior authorization)

Normal Turn Around

Lab I.D. # _____
Account No.: _____ Quote No.: _____
Project #: _____
Sampler: (signature) *Jordan J.*

Project (Name / Location): Newton Gravel Pit / Manitowoc, WI
Reports To: DAVE Henderson Invoice To: DAVE Henderson
Company: AECOM Company: SAME
Address: 1555 N. RiverCenter Dr. STE 214 Address: _____
City State Zip: Milwaukee, WI 53212 City State Zip: _____
Phone: 414-944-6190 Phone: _____
FAX: 414-944-6081 FAX: _____

Analysis Requested										Other Analysis												
DRO (Mod DRO Sep 95)	GRO (Mod GRO Sep 95)	LEAD	NITRATE/NITRITE	OIL & GREASE	PAH (EPA 8270)	PVOC (EPA 8021)	PVOC + NAPHTHALENE	SULFATE	TOTAL SUSPENDED SOLIDS	VOC DW (EPA 542.2)	VOC (EPA 8260)	8-FCRA METALS										
											<input checked="" type="checkbox"/>											

Lab I.D.	Sample I.D.	Collection Date	Time	Comp	Grab	Filtered Y/N	No. of Containers	Sample Type (Matrix)	Preservation
5026378A	3533 CTH CR	1/3/14	0945		X	N	3	GW	HCl
B	Trip Blank	1/3/14	0800		X	N	2	GW	HCl

Comments/Special Instructions ("Specify groundwater "GW", Drinking Water "DW", Waste Water "WW", Soil "S", Air "A", Oil, Sludge etc.)

Analysis per Contract


Sample Integrity - To be completed by receiving lab.
Method of Shipment: Dry Ice
Temp. of Temp. Blank: _____ °C On Ice
Cooler seal intact upon receipt: Yes No

Relinquished By: (sign) *Jordan J.* DATE 1/17/14 TIME 9:00
Received By: (sign) _____ DATE _____ TIME _____

Received in Laboratory By: *Christy Rose* DATE 1/17/14 TIME 8:00

CITY OF MANITOWOC

WISCONSIN, USA
www.manitowoc.org



COPY

January 31, 2014

Mr. Michael Hardow
3533 CTH CR
Manitowoc, WI 54220

Dear Mr. Hardow:

As you may be aware, the City of Manitowoc has been working with the Wisconsin Department of Natural Resources (WDNR) to investigate soil and groundwater contamination at the Former Newton Gravel Pit located 3130 Hecker Road. As part of this work, the City has been conducting sampling of the private potable wells in the vicinity of the gravel pit. Your private well was included in the sampling that took place on Monday, January 6, 2014.

The City is in receipt of the sample results for your property. The preliminary results indicate the presence of chloroform at a level below enforcement standards. We believe this detection to be the result of lab processing and have spoken with the DNR regarding this. At this time no additional sample is required. According to DNR guidelines the well water remains fit for consumption, and you can continue using it with no limitations. A copy of your laboratory analytical results are attached.

If you have any questions, please feel free to call us or the state contacts listed below:

- Well water/sample results: Liz Heinen (920)993-7056; WDNR, Drinking & Groundwater
- Investigation/future activities: Tauren Beggs (920)662-5178 or Annette Weissbach (920)662-5165; WDNR, Remediation & Redevelopment
- Health Questions: Liz Truslow-Evans (608)266-3393; Wisconsin Department of Health Services

Again, we very much appreciate your concern while we gather data in order to ensure the best possible solution to the water quality issue. If you have any questions in the meantime, please do not hesitate to call Kathleen McDaniel at 686-6990.

Sincerely,

Kathleen McDaniel
Assistant City Attorney
City of Manitowoc

Dan Koski, P.E.
Director of Public Infrastructure
City of Manitowoc

Attachment: Laboratory Data

ENGINEERING DEPARTMENT ▪ 900 QUAY STREET ▪ MANITOWOC, WI 54220
(920) 686.6910 FAX: (920) 686.6906



Synergy Environmental Lab, INC.

1990 Prospect Ct., Appleton, WI 54914 *P 920-830-2455 * F 920-733-0631

DAVE HENDERSON
AECOM
1555 N RIVER CENTER DRIVE
MILWAUKEE, WI 53212

Report Date 20-Jan-14

Project Name NEWTON GRAVEL PIT
Project #

Invoice # E26388

Lab Code 5026388A
Sample ID 3533 CTH CR
Sample Matrix water
Sample Date 1/6/2014

	Result	Unit	LOD	LOQ	Dil	Method	Ext Date	Run Date	Analyst	Code
Organic										
VOC's										
Benzene	< 0.24	ug/l	0.24	0.77	1	8260B		1/15/2014	CJR	1
Bromobenzene	< 0.32	ug/l	0.32	1	1	8260B		1/15/2014	CJR	1
Bromodichloromethane	< 0.37	ug/l	0.37	1.2	1	8260B		1/15/2014	CJR	1
Bromoform	< 0.35	ug/l	0.35	1.1	1	8260B		1/15/2014	CJR	1
tert-Butylbenzene	< 0.36	ug/l	0.36	1.2	1	8260B		1/15/2014	CJR	1
sec-Butylbenzene	< 0.33	ug/l	0.33	1	1	8260B		1/15/2014	CJR	1
n-Butylbenzene	< 0.35	ug/l	0.35	1.1	1	8260B		1/15/2014	CJR	1
Carbon Tetrachloride	< 0.33	ug/l	0.33	1.1	1	8260B		1/15/2014	CJR	1
Chlorobenzene	< 0.24	ug/l	0.24	0.77	1	8260B		1/15/2014	CJR	1
Chloroethane	< 0.63	ug/l	0.63	2	1	8260B		1/15/2014	CJR	1
Chloroform	0.28 "J"	ug/l	0.28	0.88	1	8260B		1/15/2014	CJR	1
Chloromethane	< 0.81	ug/l	0.81	2.6	1	8260B		1/15/2014	CJR	1
2-Chlorotoluene	< 0.21	ug/l	0.21	0.66	1	8260B		1/15/2014	CJR	1
4-Chlorotoluene	< 0.21	ug/l	0.21	0.68	1	8260B		1/15/2014	CJR	1
1,2-Dibromo-3-chloropropane	< 0.88	ug/l	0.88	2.8	1	8260B		1/15/2014	CJR	1
Dibromochloromethane	< 0.22	ug/l	0.22	0.7	1	8260B		1/15/2014	CJR	1
1,4-Dichlorobenzene	< 0.3	ug/l	0.3	0.96	1	8260B		1/15/2014	CJR	1
1,3-Dichlorobenzene	< 0.28	ug/l	0.28	0.89	1	8260B		1/15/2014	CJR	1
1,2-Dichlorobenzene	< 0.36	ug/l	0.36	1.2	1	8260B		1/15/2014	CJR	1
Dichlorodifluoromethane	< 0.44	ug/l	0.44	1.4	1	8260B		1/15/2014	CJR	1
1,2-Dichloroethane	< 0.41	ug/l	0.41	1.3	1	8260B		1/15/2014	CJR	1
1,1-Dichloroethane	< 0.3	ug/l	0.3	0.97	1	8260B		1/15/2014	CJR	1
1,1-Dichloroethene	< 0.4	ug/l	0.4	1.3	1	8260B		1/15/2014	CJR	1
cis-1,2-Dichloroethene	< 0.38	ug/l	0.38	1.2	1	8260B		1/15/2014	CJR	1
trans-1,2-Dichloroethene	< 0.35	ug/l	0.35	1.1	1	8260B		1/15/2014	CJR	1
1,2-Dichloropropane	< 0.32	ug/l	0.32	1	1	8260B		1/15/2014	CJR	1
2,2-Dichloropropane	< 0.36	ug/l	0.36	1.2	1	8260B		1/15/2014	CJR	1
1,3-Dichloropropane	< 0.33	ug/l	0.33	1	1	8260B		1/15/2014	CJR	1
Di-isopropyl ether	< 0.23	ug/l	0.23	0.73	1	8260B		1/15/2014	CJR	1
EDB (1,2-Dibromoethane)	< 0.44	ug/l	0.44	1.4	1	8260B		1/15/2014	CJR	1
Ethylbenzene	< 0.55	ug/l	0.55	1.7	1	8260B		1/15/2014	CJR	1
Hexachlorobutadiene	< 1.5	ug/l	1.5	4.8	1	8260B		1/15/2014	CJR	1
Isopropylbenzene	< 0.3	ug/l	0.3	0.96	1	8260B		1/15/2014	CJR	1

Project Name NEWTON GRAVEL PIT
Project #

Invoice # E26388

Lab Code 5026388A
Sample ID 3533 CTH CR
Sample Matrix water
Sample Date 1/6/2014

	Result	Unit	LOD	LOQ	Dil	Method	Ext Date	Run Date	Analyst	Code
p-Isopropyltoluene	< 0.31	ug/l	0.31	0.98	1	8260B		1/15/2014	CJR	1
Methylene chloride	< 0.5	ug/l	0.5	1.6	1	8260B		1/15/2014	CJR	1
Methyl tert-butyl ether (MTBE)	< 0.23	ug/l	0.23	0.74	1	8260B		1/15/2014	CJR	1
Naphthalene	< 1.7	ug/l	1.7	5.5	1	8260B		1/15/2014	CJR	1
n-Propylbenzene	< 0.25	ug/l	0.25	0.81	1	8260B		1/15/2014	CJR	1
1,1,2,2-Tetrachloroethane	< 0.45	ug/l	0.45	1.4	1	8260B		1/15/2014	CJR	1
1,1,1,2-Tetrachloroethane	< 0.33	ug/l	0.33	1.1	1	8260B		1/15/2014	CJR	1
Tetrachloroethane	< 0.33	ug/l	0.33	1.1	1	8260B		1/15/2014	CJR	1
Toluene	< 0.69	ug/l	0.69	2.2	1	8260B		1/15/2014	CJR	1
1,2,4-Trichlorobenzene	< 0.98	ug/l	0.98	3.1	1	8260B		1/15/2014	CJR	1
1,2,3-Trichlorobenzene	< 1.8	ug/l	1.8	5.8	1	8260B		1/15/2014	CJR	1
1,1,1-Trichloroethane	< 0.33	ug/l	0.33	1	1	8260B		1/15/2014	CJR	1
1,1,2-Trichloroethane	< 0.34	ug/l	0.34	1.1	1	8260B		1/15/2014	CJR	1
Trichloroethene (TCE)	< 0.33	ug/l	0.33	1	1	8260B		1/15/2014	CJR	1
Trichlorofluoromethane	< 0.71	ug/l	0.71	2.3	1	8260B		1/15/2014	CJR	1
1,2,4-Trimethylbenzene	< 2.2	ug/l	2.2	6.9	1	8260B		1/15/2014	CJR	1
1,3,5-Trimethylbenzene	< 1.4	ug/l	1.4	4.5	1	8260B		1/15/2014	CJR	1
Vinyl Chloride	< 0.18	ug/l	0.18	0.57	1	8260B		1/15/2014	CJR	1
m&p-Xylene	< 0.69	ug/l	0.69	2.2	1	8260B		1/15/2014	CJR	1
o-Xylene	< 0.63	ug/l	0.63	2	1	8260B		1/15/2014	CJR	1
SUR - Toluene-d8	99	REC %			1	8260B		1/15/2014	CJR	1
SUR - 1,2-Dichloroethane-d4	108	REC %			1	8260B		1/15/2014	CJR	1
SUR - 4-Bromofluorobenzene	109	REC %			1	8260B		1/15/2014	CJR	1
SUR - Dibromofluoromethane	101	REC %			1	8260B		1/15/2014	CJR	1

"J" Flag: Analyte detected between LOD and LOQ

LOD Limit of Detection


LOQ Limit of Quantitation

Code **Comment**

1 Laboratory QC within limits.

All solid sample results reported on a dry weight basis unless otherwise indicated. All LOD's and LOQ's are adjusted for dilutions but not dry weight. Subcontracted results are denoted by SUB in the analyst field.

Authorized Signature



No 3651

Chain of Custody Record

Contact Person DAVE Henderson
 Phone No. 414-944-6190 Office Milwaukee, WI
 Project No. _____ PO No. _____
 Project Name Newton Gravel Pit

Special Handling Request	
<input type="checkbox"/>	Rush
<input type="checkbox"/>	Verbal
<input type="checkbox"/>	Other

Record Number 1 Through 1
 Laboratory Synergy Environmental
 Contact Person _____
 Phone No. 920-830-2455
 Results Due STANDARD TAT

Sample I.D.	Date	Time	Grab	Composite	No. of Containers	Sample Type (Water, soil, air, sludge, etc.)	Preservation		Field Data				Analysis Request	Comments on Sample (Include Major Contaminants)
							Y	N	PID/FID		PH	Special Cond.		
									Ambient	Sample				
3533 CTH CR	11/14/16		X		3	Water	X						VOCS (8260)	


Collected by: <u>Jordan J</u>	Date <u>1/7/14</u>	Time <u>900</u>	Delivery by:	Date	Time
Received by:	Date	Time	Relinquished by:	Date	Time
Received by:	Date	Time	Relinquished by:	Date	Time
Received by:	Date	Time	Relinquished by:	Date	Time
Received for lab by: <u>[Signature]</u>	Date <u>1/7/14</u>	Time <u>800</u>	Relinquished by:	Date	Time

Laboratory Comments Only: Seals Intact Upon Receipt? Yes No N/A

Final Disposition:	Comments (Weather Conditions, Precautions, Hazards):

CITY OF MANITOWOC

WISCONSIN, USA
www.manitowoc.org



January 31, 2014

Mr. Robert Flaim
3618 CTH CR
Manitowoc, WI 54220

COPY

Dear Mr. Flaim:

As you may be aware, the City of Manitowoc has been working with the Wisconsin Department of Natural Resources (WDNR) to investigate soil and groundwater contamination at the Former Newton Gravel Pit located 3130 Hecker Road. As part of this work, the City has been conducting sampling of the private potable wells in the vicinity of the gravel pit. Your private well was included in the sampling that took place on Friday, January 3, 2014.

The City is in receipt of the sample results for your property. The preliminary results indicate the presence of cis-1,2-dichloroethene, detected by the laboratory at levels below the drinking water standard of 70 micrograms per liter (ug/l). According to DNR guidelines the well water remains fit for consumption, and you can continue using it with no limitations. A copy of your laboratory analytical results are attached.

If you have any questions, please feel free to call us or the state contacts listed below:

- Well water/sample results: Liz Heinen (920)993-7056; WDNR, Drinking & Groundwater
- Investigation/future activities: Tauren Beggs (920)662-5178 or Annette Weissbach (920)662-5165; WDNR, Remediation & Redevelopment
- Health Questions: Liz Truslow-Evans (608)266-3393; Wisconsin Department of Health Services

Again, we very much appreciate your concern while we gather data in order to ensure the best possible solution to the water quality issue. If you have any questions in the meantime, please do not hesitate to call Kathleen McDaniel at 686-6990.

Sincerely,

Kathleen McDaniel
Assistant City Attorney
City of Manitowoc

Dan Koski, P.E.
Director of Public Infrastructure
City of Manitowoc

Attachment: Laboratory Data



Synergy Environmental Lab, INC.

1990 Prospect Ct., Appleton, WI 54914 *P 920-830-2455 * F 920-733-0631

DAVE HENDERSON
AECOM
1555 N RIVER CENTER DRIVE
MILWAUKEE, WI 53212

Report Date 20-Jan-14

Project Name NEWTON GRAVEL PIT
Project #

Invoice # E26382

Lab Code 5026382A
Sample ID 3618 CTH CR
Sample Matrix water
Sample Date 1/3/2014

	Result	Unit	LOD	LOQ	Dil	Method	Ext Date	Run Date	Analyst	Code
Organic										
VOC's										
Benzene	< 0.24	ug/l	0.24	0.77	1	8260B		1/15/2014	CJR	1
Bromobenzene	< 0.32	ug/l	0.32	1	1	8260B		1/15/2014	CJR	1
Bromodichloromethane	< 0.37	ug/l	0.37	1.2	1	8260B		1/15/2014	CJR	1
Bromoform	< 0.35	ug/l	0.35	1.1	1	8260B		1/15/2014	CJR	1
tert-Butylbenzene	< 0.36	ug/l	0.36	1.2	1	8260B		1/15/2014	CJR	1
sec-Butylbenzene	< 0.33	ug/l	0.33	1	1	8260B		1/15/2014	CJR	1
n-Butylbenzene	< 0.35	ug/l	0.35	1.1	1	8260B		1/15/2014	CJR	1
Carbon Tetrachloride	< 0.33	ug/l	0.33	1.1	1	8260B		1/15/2014	CJR	1
Chlorobenzene	< 0.24	ug/l	0.24	0.77	1	8260B		1/15/2014	CJR	1
Chloroethane	< 0.63	ug/l	0.63	2	1	8260B		1/15/2014	CJR	1
Chloroform	< 0.28	ug/l	0.28	0.88	1	8260B		1/15/2014	CJR	1
Chloromethane	< 0.81	ug/l	0.81	2.6	1	8260B		1/15/2014	CJR	1
2-Chlorotoluene	< 0.21	ug/l	0.21	0.66	1	8260B		1/15/2014	CJR	1
4-Chlorotoluene	< 0.21	ug/l	0.21	0.68	1	8260B		1/15/2014	CJR	1
1,2-Dibromo-3-chloropropane	< 0.88	ug/l	0.88	2.8	1	8260B		1/15/2014	CJR	1
Dibromochloromethane	< 0.22	ug/l	0.22	0.7	1	8260B		1/15/2014	CJR	1
1,4-Dichlorobenzene	< 0.3	ug/l	0.3	0.96	1	8260B		1/15/2014	CJR	1
1,3-Dichlorobenzene	< 0.28	ug/l	0.28	0.89	1	8260B		1/15/2014	CJR	1
1,2-Dichlorobenzene	< 0.36	ug/l	0.36	1.2	1	8260B		1/15/2014	CJR	1
Dichlorodifluoromethane	< 0.44	ug/l	0.44	1.4	1	8260B		1/15/2014	CJR	1
1,2-Dichloroethane	< 0.41	ug/l	0.41	1.3	1	8260B		1/15/2014	CJR	1
1,1-Dichloroethane	< 0.3	ug/l	0.3	0.97	1	8260B		1/15/2014	CJR	1
1,1-Dichloroethene	< 0.4	ug/l	0.4	1.3	1	8260B		1/15/2014	CJR	1
cis-1,2-Dichloroethene	1.24	ug/l	0.38	1.2	1	8260B		1/15/2014	CJR	1
trans-1,2-Dichloroethene	< 0.35	ug/l	0.35	1.1	1	8260B		1/15/2014	CJR	1
1,2-Dichloropropane	< 0.32	ug/l	0.32	1	1	8260B		1/15/2014	CJR	1
2,2-Dichloropropane	< 0.36	ug/l	0.36	1.2	1	8260B		1/15/2014	CJR	1
1,3-Dichloropropane	< 0.33	ug/l	0.33	1	1	8260B		1/15/2014	CJR	1
Di-isopropyl ether	< 0.23	ug/l	0.23	0.73	1	8260B		1/15/2014	CJR	1
EDB (1,2-Dibromoethane)	< 0.44	ug/l	0.44	1.4	1	8260B		1/15/2014	CJR	1
Ethylbenzene	< 0.55	ug/l	0.55	1.7	1	8260B		1/15/2014	CJR	1
Hexachlorobutadiene	< 1.5	ug/l	1.5	4.8	1	8260B		1/15/2014	CJR	1
Isopropylbenzene	< 0.3	ug/l	0.3	0.96	1	8260B		1/15/2014	CJR	1

Project Name NEWTON GRAVEL PIT
 Project #

Invoice # E26382

Lab Code 5026382A
 Sample ID 3618 CTH CR
 Sample Matrix water
 Sample Date 1/3/2014

	Result	Unit	LOD	LOQ	Dil	Method	Ext Date	Run Date	Analyst	Code
p-Isopropyltoluene	< 0.31	ug/l	0.31	0.98	1	8260B		1/15/2014	CJR	1
Methylene chloride	< 0.5	ug/l	0.5	1.6	1	8260B		1/15/2014	CJR	1
Methyl tert-butyl ether (MTBE)	< 0.23	ug/l	0.23	0.74	1	8260B		1/15/2014	CJR	1
Naphthalene	< 1.7	ug/l	1.7	5.5	1	8260B		1/15/2014	CJR	1
n-Propylbenzene	< 0.25	ug/l	0.25	0.81	1	8260B		1/15/2014	CJR	1
1,1,2,2-Tetrachloroethane	< 0.45	ug/l	0.45	1.4	1	8260B		1/15/2014	CJR	1
1,1,1,2-Tetrachloroethane	< 0.33	ug/l	0.33	1.1	1	8260B		1/15/2014	CJR	1
Tetrachloroethene	< 0.33	ug/l	0.33	1.1	1	8260B		1/15/2014	CJR	1
Toluene	< 0.69	ug/l	0.69	2.2	1	8260B		1/15/2014	CJR	1
1,2,4-Trichlorobenzene	< 0.98	ug/l	0.98	3.1	1	8260B		1/15/2014	CJR	1
1,2,3-Trichlorobenzene	< 1.8	ug/l	1.8	5.8	1	8260B		1/15/2014	CJR	1
1,1,1-Trichloroethane	< 0.33	ug/l	0.33	1	1	8260B		1/15/2014	CJR	1
1,1,2-Trichloroethane	< 0.34	ug/l	0.34	1.1	1	8260B		1/15/2014	CJR	1
Trichloroethene (TCE)	< 0.33	ug/l	0.33	1	1	8260B		1/15/2014	CJR	1
Trichlorofluoromethane	< 0.71	ug/l	0.71	2.3	1	8260B		1/15/2014	CJR	1
1,2,4-Trimethylbenzene	< 2.2	ug/l	2.2	6.9	1	8260B		1/15/2014	CJR	1
1,3,5-Trimethylbenzene	< 1.4	ug/l	1.4	4.5	1	8260B		1/15/2014	CJR	1
Vinyl Chloride	< 0.18	ug/l	0.18	0.57	1	8260B		1/15/2014	CJR	1
m&p-Xylene	< 0.69	ug/l	0.69	2.2	1	8260B		1/15/2014	CJR	1
o-Xylene	< 0.63	ug/l	0.63	2	1	8260B		1/15/2014	CJR	1
SUR - Toluene-d8	98	REC %			1	8260B		1/15/2014	CJR	1
SUR - 1,2-Dichloroethane-d4	97	REC %			1	8260B		1/15/2014	CJR	1
SUR - 4-Bromofluorobenzene	93	REC %			1	8260B		1/15/2014	CJR	1
SUR - Dibromofluoromethane	103	REC %			1	8260B		1/15/2014	CJR	1

"J" Flag: Analyte detected between LOD and LOQ

LOD Limit of Detection


LOQ Limit of Quantitation

Code **Comment**

1 Laboratory QC within limits.


All solid sample results reported on a dry weight basis unless otherwise indicated. All LOD's and LOQ's are adjusted for dilutions but not dry weight. Subcontracted results are denoted by SUB in the analyst field.

Authorized Signature



CITY OF MANITOWOC

WISCONSIN, USA
www.manitowoc.org



COPY

January 31, 2014

Mr. & Mrs. Darren Harrington
4002 Thunder Ridge Rd.
Manitowoc, WI 54220

Dear Mr. & Mrs. Harrington:

As you may be aware, the City of Manitowoc has been working with the Wisconsin Department of Natural Resources (WDNR) to investigate soil and groundwater contamination at the Former Newton Gravel Pit located 3130 Hecker Road. As part of this work, the City has been conducting sampling of the private potable wells in the vicinity of the gravel pit. Your private well was included in the sampling that took place on Friday, January 3, 2014.

The City is in receipt of the sample results for your property. The preliminary results indicate the presence of cis-1-2-dichloroethane, detected by the laboratory at levels below the drinking water standard of 70 micrograms per liter (ug/l). According to DNR guidelines the well water remains fit for consumption, and you can continue using it with no limitations. A copy of your laboratory analytical results are attached.

If you have any questions, please feel free to call us or the state contacts listed below:

- Well water/sample results: Liz Heinen (920)993-7056; WDNR, Drinking & Groundwater
- Investigation/future activities: Tauren Beggs (920)662-5178 or Annette Weissbach (920)662-5165; WDNR, Remediation & Redevelopment
- Health Questions: Liz Truslow-Evans (608)266-3393; Wisconsin Department of Health Services

Again, we very much appreciate your concern while we gather data in order to ensure the best possible solution to the water quality issue. If you have any questions in the meantime, please do not hesitate to call Kathleen McDaniel at 686-6990.

Sincerely,

Kathleen McDaniel
Assistant City Attorney
City of Manitowoc

Dan Koski, P.E.
Director of Public Infrastructure
City of Manitowoc

Attachment: Laboratory Data



Synergy Environmental Lab, INC.

1990 Prospect Ct., Appleton, WI 54914 *P 920-830-2455 * F 920-733-0631

DAVE HENDERSON
AECOM
1555 N RIVER CENTER DRIVE
MILWAUKEE, WI 53212

Report Date 20-Jan-14

Project Name NEWTON GRAVEL PIT
Project #

Invoice # E26383

Lab Code 5026383A
Sample ID 4002 THUNDER R
Sample Matrix water
Sample Date 1/3/2014

	Result	Unit	LOD	LOQ	Dil	Method	Ext Date	Run Date	Analyst	Code
Organic										
VOC's										
Benzene	< 0.24	ug/l	0.24	0.77	1	8260B		1/15/2014	CJR	1
Bromobenzene	< 0.32	ug/l	0.32	1	1	8260B		1/15/2014	CJR	1
Bromodichloromethane	< 0.37	ug/l	0.37	1.2	1	8260B		1/15/2014	CJR	1
Bromoform	< 0.35	ug/l	0.35	1.1	1	8260B		1/15/2014	CJR	1
tert-Butylbenzene	< 0.36	ug/l	0.36	1.2	1	8260B		1/15/2014	CJR	1
sec-Butylbenzene	< 0.33	ug/l	0.33	1	1	8260B		1/15/2014	CJR	1
n-Butylbenzene	< 0.35	ug/l	0.35	1.1	1	8260B		1/15/2014	CJR	1
Carbon Tetrachloride	< 0.33	ug/l	0.33	1.1	1	8260B		1/15/2014	CJR	1
Chlorobenzene	< 0.24	ug/l	0.24	0.77	1	8260B		1/15/2014	CJR	1
Chloroethane	< 0.63	ug/l	0.63	2	1	8260B		1/15/2014	CJR	1
Chloroform	< 0.28	ug/l	0.28	0.88	1	8260B		1/15/2014	CJR	1
Chloromethane	< 0.81	ug/l	0.81	2.6	1	8260B		1/15/2014	CJR	1
2-Chlorotoluene	< 0.21	ug/l	0.21	0.66	1	8260B		1/15/2014	CJR	1
4-Chlorotoluene	< 0.21	ug/l	0.21	0.68	1	8260B		1/15/2014	CJR	1
1,2-Dibromo-3-chloropropane	< 0.88	ug/l	0.88	2.8	1	8260B		1/15/2014	CJR	1
Dibromochloromethane	< 0.22	ug/l	0.22	0.7	1	8260B		1/15/2014	CJR	1
1,4-Dichlorobenzene	< 0.3	ug/l	0.3	0.96	1	8260B		1/15/2014	CJR	1
1,3-Dichlorobenzene	< 0.28	ug/l	0.28	0.89	1	8260B		1/15/2014	CJR	1
1,2-Dichlorobenzene	< 0.36	ug/l	0.36	1.2	1	8260B		1/15/2014	CJR	1
Dichlorodifluoromethane	< 0.44	ug/l	0.44	1.4	1	8260B		1/15/2014	CJR	1
1,2-Dichloroethane	< 0.41	ug/l	0.41	1.3	1	8260B		1/15/2014	CJR	1
1,1-Dichloroethane	< 0.3	ug/l	0.3	0.97	1	8260B		1/15/2014	CJR	1
1,1-Dichloroethene	< 0.4	ug/l	0.4	1.3	1	8260B		1/15/2014	CJR	1
cis-1,2-Dichloroethene	1.67	ug/l	0.38	1.2	1	8260B		1/15/2014	CJR	1
trans-1,2-Dichloroethene	< 0.35	ug/l	0.35	1.1	1	8260B		1/15/2014	CJR	1
1,2-Dichloropropane	< 0.32	ug/l	0.32	1	1	8260B		1/15/2014	CJR	1
2,2-Dichloropropane	< 0.36	ug/l	0.36	1.2	1	8260B		1/15/2014	CJR	1
1,3-Dichloropropane	< 0.33	ug/l	0.33	1	1	8260B		1/15/2014	CJR	1
Di-isopropyl ether	< 0.23	ug/l	0.23	0.73	1	8260B		1/15/2014	CJR	1
EDB (1,2-Dibromoethane)	< 0.44	ug/l	0.44	1.4	1	8260B		1/15/2014	CJR	1
Ethylbenzene	< 0.55	ug/l	0.55	1.7	1	8260B		1/15/2014	CJR	1
Hexachlorobutadiene	< 1.5	ug/l	1.5	4.8	1	8260B		1/15/2014	CJR	1
Isopropylbenzene	< 0.3	ug/l	0.3	0.96	1	8260B		1/15/2014	CJR	1

Project Name NEWTON GRAVEL PIT
Project #

Invoice # E26383

Lab Code 5026383A
Sample ID 4002 THUNDER R
Sample Matrix water
Sample Date 1/3/2014

	Result	Unit	LOD	LOQ	Dil	Method	Ext Date	Run Date	Analyst	Code
p-Isopropyltoluene	< 0.31	ug/l	0.31	0.98	1	8260B		1/15/2014	CJR	1
Methylene chloride	< 0.5	ug/l	0.5	1.6	1	8260B		1/15/2014	CJR	1
Methyl tert-butyl ether (MTBE)	< 0.23	ug/l	0.23	0.74	1	8260B		1/15/2014	CJR	1
Naphthalene	< 1.7	ug/l	1.7	5.5	1	8260B		1/15/2014	CJR	1
n-Propylbenzene	< 0.25	ug/l	0.25	0.81	1	8260B		1/15/2014	CJR	1
1,1,2,2-Tetrachloroethane	< 0.45	ug/l	0.45	1.4	1	8260B		1/15/2014	CJR	1
1,1,1,2-Tetrachloroethane	< 0.33	ug/l	0.33	1.1	1	8260B		1/15/2014	CJR	1
Tetrachloroethene	< 0.33	ug/l	0.33	1.1	1	8260B		1/15/2014	CJR	1
Toluene	< 0.69	ug/l	0.69	2.2	1	8260B		1/15/2014	CJR	1
1,2,4-Trichlorobenzene	< 0.98	ug/l	0.98	3.1	1	8260B		1/15/2014	CJR	1
1,2,3-Trichlorobenzene	< 1.8	ug/l	1.8	5.8	1	8260B		1/15/2014	CJR	1
1,1,1-Trichloroethane	< 0.33	ug/l	0.33	1	1	8260B		1/15/2014	CJR	1
1,1,2-Trichloroethane	< 0.34	ug/l	0.34	1.1	1	8260B		1/15/2014	CJR	1
Trichloroethene (TCE)	< 0.33	ug/l	0.33	1	1	8260B		1/15/2014	CJR	1
Trichlorofluoromethane	< 0.71	ug/l	0.71	2.3	1	8260B		1/15/2014	CJR	1
1,2,4-Trimethylbenzene	< 2.2	ug/l	2.2	6.9	1	8260B		1/15/2014	CJR	1
1,3,5-Trimethylbenzene	< 1.4	ug/l	1.4	4.5	1	8260B		1/15/2014	CJR	1
Vinyl Chloride	< 0.18	ug/l	0.18	0.57	1	8260B		1/15/2014	CJR	1
m&p-Xylene	< 0.69	ug/l	0.69	2.2	1	8260B		1/15/2014	CJR	1
o-Xylene	< 0.63	ug/l	0.63	2	1	8260B		1/15/2014	CJR	1
SUR - Toluene-d8	96	REC %			1	8260B		1/15/2014	CJR	1
SUR - 1,2-Dichloroethane-d4	105	REC %			1	8260B		1/15/2014	CJR	1
SUR - 4-Bromofluorobenzene	103	REC %			1	8260B		1/15/2014	CJR	1
SUR - Dibromofluoromethane	104	REC %			1	8260B		1/15/2014	CJR	1

"J" Flag: Analyte detected between LOD and LOQ


LOD Limit of Detection

LOQ Limit of Quantitation

Code	Comment
1	Laboratory QC within limits.

All solid sample results reported on a dry weight basis unless otherwise indicated. All LOD's and LOQ's are adjusted for dilutions but not dry weight. Subcontracted results are denoted by SUB in the analyst field.

Authorized Signature



CHAIN OF CUSTODY RECORD

Synergy

Chain # NE 2591

Page 1 of 1

Environmental Lab, Inc.

1990 Prospect Ct. • Appleton, WI 54914
920-830-2455 • FAX 920-733-0631

Sample Handling Request

Rush Analysis Date Required _____

(Rushes accepted only with prior authorization)

Normal Turn Around

Lab I.D. # _____
Account No.: _____ Quote No.: _____
Project #: _____
Sampler: (signature) Jordan J

Project (Name / Location): New Ten Gravel Pit / Manitowoc, WI
Reports To: DAVE Henderson Invoice To: DAVE Henderson
Company: AECOM Company: SAME
Address: 1555 N. Rivercenter Dr. STE 214 Address: _____
City State Zip: Milwaukee, WI 53212 City State Zip: _____
Phone: 414-944-6190 Phone: _____
FAX: 414-944-6081 FAX: _____

Analysis Requested										Other Analysis										
DRO (Mod DRO Sep 95)	GRO (Mod GRO Sep 95)	LEAD	NITRATE/NITRITE	OIL & GREASE	PAH (EPA 8270)	PVOC (EPA 8021)	PVOC - NAPHTHALENE	SULFATE	TOTAL SUSPENDED SOLIDS	VOC DW (EPA 542.2)	VOC (EPA 8260)	B-PCRA METALS								PID/ FID
											<input checked="" type="checkbox"/>									

Lab I.D.	Sample I.D.	Collection Date	Time	Comp	Grab	Filtered Y/N	No. of Containers	Sample Type (Matrix)*	Preservation
<u>2026383A</u>	<u>4002 Thunder R</u>	<u>4/3/14</u>	<u>1215</u>		<input checked="" type="checkbox"/>	<u>N</u>	<u>3</u>	<u>GW</u>	<u>HCl</u>


Comments/Special Instructions (*Specify groundwater "GW", Drinking Water "DW", Waste Water "WW", Soil "S", Air "A", Oil, Sludge etc.)
Analysis per Contract

Sample Integrity - To be completed by receiving lab.
Method of Shipment: Durban
Temp. of Temp. Blank _____ °C On Ice:
Cooler seal intact upon receipt: Yes _____ No

Relinquished By: (sign) Jordan J Time: 900 Date: 4/7/14
Received By: (sign) _____ Time: _____ Date: _____
Received in Laboratory By: Michael P. Ryan Time: 3:00 Date: 4/7/14

CITY OF MANITOWOC

WISCONSIN, USA
www.manitowoc.org



January 31, 2014

Mr. & Mrs. William Gamble
4159 Silver Creek Road
Manitowoc, WI 54220

COPY

Dear Mr. & Mrs. Gamble:

As you may be aware, the City of Manitowoc has been working with the Wisconsin Department of Natural Resources (WDNR) to investigate soil and groundwater contamination at the Former Newton Gravel Pit located 3130 Hecker Road. As part of this work, the City has been conducting sampling of the private potable wells in the vicinity of the gravel pit. Your private well confirmation sample was included in the sampling that took place on Monday, January 6, 2014.

The City is in receipt of the sample results for your property. The confirmation results confirm the presence of cis-1-2-dichloroethane, detected by the laboratory at levels below the drinking water standard of 70 micrograms per liter (ug/l). According to DNR guidelines the well water remains fit for consumption, and you can continue using it with no limitations. A copy of your laboratory analytical results are attached.

If you have any questions, please feel free to call us or the state contacts listed below:

- Well water/sample results: Liz Heinen (920)993-7056; WDNR, Drinking & Groundwater
- Investigation/future activities: Tauren Beggs (920)662-5178 or Annette Weissbach (920)662-5165; WDNR, Remediation & Redevelopment
- Health Questions: Liz Truslow-Evans (608)266-3393; Wisconsin Department of Health Services

Again, we very much appreciate your concern while we gather data in order to ensure the best possible solution to the water quality issue. If you have any questions in the meantime, please do not hesitate to call Kathleen McDaniel at 686-6990.

Sincerely,

Kathleen McDaniel
Assistant City Attorney
City of Manitowoc

Dan Koski, P.E.
Director of Public Infrastructure
City of Manitowoc

Attachment: Laboratory Data



Synergy Environmental Lab, INC.

1990 Prospect Ct., Appleton, WI 54914 *P 920-830-2455 * F 920-733-0631

DAVE HENDERSON
AECOM
1555 N RIVER CENTER DRIVE
MILWAUKEE, WI 53212

Report Date 20-Jan-14

Project Name NEWTON GRAVEL PIT
Project #

Invoice # E26384

Lab Code 5026384A
Sample ID 4159 SILVER CREE
Sample Matrix water
Sample Date 1/6/2014

	Result	Unit	LOD	LOQ	Dil	Method	Ext Date	Run Date	Analyst	Code
Organic										
VOC's										
Benzene	< 0.24	ug/l	0.24	0.77	1	8260B		1/15/2014	CJR	1
Bromobenzene	< 0.32	ug/l	0.32	1	1	8260B		1/15/2014	CJR	1
Bromodichloromethane	< 0.37	ug/l	0.37	1.2	1	8260B		1/15/2014	CJR	1
Bromoform	< 0.35	ug/l	0.35	1.1	1	8260B		1/15/2014	CJR	1
tert-Butylbenzene	< 0.36	ug/l	0.36	1.2	1	8260B		1/15/2014	CJR	1
sec-Butylbenzene	< 0.33	ug/l	0.33	1	1	8260B		1/15/2014	CJR	1
n-Butylbenzene	< 0.35	ug/l	0.35	1.1	1	8260B		1/15/2014	CJR	1
Carbon Tetrachloride	< 0.33	ug/l	0.33	1.1	1	8260B		1/15/2014	CJR	1
Chlorobenzene	< 0.24	ug/l	0.24	0.77	1	8260B		1/15/2014	CJR	1
Chloroethane	< 0.63	ug/l	0.63	2	1	8260B		1/15/2014	CJR	1
Chloroform	< 0.28	ug/l	0.28	0.88	1	8260B		1/15/2014	CJR	1
Chloromethane	< 0.81	ug/l	0.81	2.6	1	8260B		1/15/2014	CJR	1
2-Chlorotoluene	< 0.21	ug/l	0.21	0.66	1	8260B		1/15/2014	CJR	1
4-Chlorotoluene	< 0.21	ug/l	0.21	0.68	1	8260B		1/15/2014	CJR	1
1,2-Dibromo-3-chloropropane	< 0.88	ug/l	0.88	2.8	1	8260B		1/15/2014	CJR	1
Dibromochloromethane	< 0.22	ug/l	0.22	0.7	1	8260B		1/15/2014	CJR	1
1,4-Dichlorobenzene	< 0.3	ug/l	0.3	0.96	1	8260B		1/15/2014	CJR	1
1,3-Dichlorobenzene	< 0.28	ug/l	0.28	0.89	1	8260B		1/15/2014	CJR	1
1,2-Dichlorobenzene	< 0.36	ug/l	0.36	1.2	1	8260B		1/15/2014	CJR	1
Dichlorodifluoromethane	< 0.44	ug/l	0.44	1.4	1	8260B		1/15/2014	CJR	1
1,2-Dichloroethane	< 0.41	ug/l	0.41	1.3	1	8260B		1/15/2014	CJR	1
1,1-Dichloroethane	< 0.3	ug/l	0.3	0.97	1	8260B		1/15/2014	CJR	1
1,1-Dichloroethene	< 0.4	ug/l	0.4	1.3	1	8260B		1/15/2014	CJR	1
cis-1,2-Dichloroethene	0.73 "J"	ug/l	0.38	1.2	1	8260B		1/15/2014	CJR	1
trans-1,2-Dichloroethene	< 0.35	ug/l	0.35	1.1	1	8260B		1/15/2014	CJR	1
1,2-Dichloropropane	< 0.32	ug/l	0.32	1	1	8260B		1/15/2014	CJR	1
2,2-Dichloropropane	< 0.36	ug/l	0.36	1.2	1	8260B		1/15/2014	CJR	1
1,3-Dichloropropane	< 0.33	ug/l	0.33	1	1	8260B		1/15/2014	CJR	1
Di-isopropyl ether	< 0.23	ug/l	0.23	0.73	1	8260B		1/15/2014	CJR	1
EDB (1,2-Dibromoethane)	< 0.44	ug/l	0.44	1.4	1	8260B		1/15/2014	CJR	1
Ethylbenzene	< 0.55	ug/l	0.55	1.7	1	8260B		1/15/2014	CJR	1
Hexachlorobutadiene	< 1.5	ug/l	1.5	4.8	1	8260B		1/15/2014	CJR	1
Isopropylbenzene	< 0.3	ug/l	0.3	0.96	1	8260B		1/15/2014	CJR	1

Project Name NEWTON GRAVEL PIT
Project #

Invoice # E26384

Lab Code 5026384A
Sample ID 4159 SILVER CREE
Sample Matrix water
Sample Date 1/6/2014

	Result	Unit	LOD	LOQ	Dil	Method	Ext Date	Run Date	Analyst	Code
p-Isopropyltoluene	< 0.31	ug/l	0.31	0.98	1	8260B		1/15/2014	CJR	1
Methylene chloride	< 0.5	ug/l	0.5	1.6	1	8260B		1/15/2014	CJR	1
Methyl tert-butyl ether (MTBE)	< 0.23	ug/l	0.23	0.74	1	8260B		1/15/2014	CJR	1
Naphthalene	< 1.7	ug/l	1.7	5.5	1	8260B		1/15/2014	CJR	1
n-Propylbenzene	< 0.25	ug/l	0.25	0.81	1	8260B		1/15/2014	CJR	1
1,1,2,2-Tetrachloroethane	< 0.45	ug/l	0.45	1.4	1	8260B		1/15/2014	CJR	1
1,1,1,2-Tetrachloroethane	< 0.33	ug/l	0.33	1.1	1	8260B		1/15/2014	CJR	1
Tetrachloroethene	< 0.33	ug/l	0.33	1.1	1	8260B		1/15/2014	CJR	1
Toluene	< 0.69	ug/l	0.69	2.2	1	8260B		1/15/2014	CJR	1
1,2,4-Trichlorobenzene	< 0.98	ug/l	0.98	3.1	1	8260B		1/15/2014	CJR	1
1,2,3-Trichlorobenzene	< 1.8	ug/l	1.8	5.8	1	8260B		1/15/2014	CJR	1
1,1,1-Trichloroethane	< 0.33	ug/l	0.33	1	1	8260B		1/15/2014	CJR	1
1,1,2-Trichloroethane	< 0.34	ug/l	0.34	1.1	1	8260B		1/15/2014	CJR	1
Trichloroethene (TCE)	< 0.33	ug/l	0.33	1	1	8260B		1/15/2014	CJR	1
Trichlorofluoromethane	< 0.71	ug/l	0.71	2.3	1	8260B		1/15/2014	CJR	1
1,2,4-Trimethylbenzene	< 2.2	ug/l	2.2	6.9	1	8260B		1/15/2014	CJR	1
1,3,5-Trimethylbenzene	< 1.4	ug/l	1.4	4.5	1	8260B		1/15/2014	CJR	1
Vinyl Chloride	< 0.18	ug/l	0.18	0.57	1	8260B		1/15/2014	CJR	1
m&p-Xylene	< 0.69	ug/l	0.69	2.2	1	8260B		1/15/2014	CJR	1
o-Xylene	< 0.63	ug/l	0.63	2	1	8260B		1/15/2014	CJR	1
SUR - Toluene-d8	95	REC %			1	8260B		1/15/2014	CJR	1
SUR - 1,2-Dichloroethane-d4	109	REC %			1	8260B		1/15/2014	CJR	1
SUR - 4-Bromofluorobenzene	94	REC %			1	8260B		1/15/2014	CJR	1
SUR - Dibromofluoromethane	100	REC %			1	8260B		1/15/2014	CJR	1

"J" Flag: Analyte detected between LOD and LOQ

LOD Limit of Detection


LOQ Limit of Quantitation

Code **Comment**

1 Laboratory QC within limits.

All solid sample results reported on a dry weight basis unless otherwise indicated. All LOD's and LOQ's are adjusted for dilutions but not dry weight. Subcontracted results are denoted by SUB in the analyst field.

Authorized Signature



Chain of Custody Record

Contact Person Dave Henderson
 Phone No. 414-944-6190 Office Milwaukee, WI
 Project No. 1 PO No. _____
 Project Name Newton Gravel Pit

Special Handling Request

Rush
 Verbal
 Other

Record Number 1 Through 1

Laboratory Synergy Environmental
 Contact Person _____
 Phone No. 920-830-2455
 Results Due STANDARD TAT

3026384
A

Sample I.D.	Date	Time	Grab	Composite	No. of Containers	Sample Type (Water, soil, air, sludge, etc.)	Preservation		Field Data				Analysis Request	Comments on Sample (Include Major Contaminants)
							Y	N	PID/FID		PH	Special Cond.		
									Ambient	Sample				
4159 Silver Creek	11/17/14	1045	X		3	Water	X						VOCs (8260)	

Collected by: <u>Jordan J</u>	Date <u>11/7/14</u>	Time <u>900</u>	Delivery by:	Date	Time
Received by:	Date	Time	Relinquished by:	Date	Time
Received by:	Date	Time	Relinquished by:	Date	Time
Received by:	Date	Time	Relinquished by:	Date	Time
Received for lab by: <u>[Signature]</u>	Date <u>11/7/14</u>	Time <u>2:00</u>	Relinquished by:	Date	Time

Laboratory Comments Only: Seals Intact Upon Receipt? Yes No N/A

Final Disposition: <u>Disposal by lab</u>	Comments (Weather Conditions, Precautions, Hazards): <u>Analysis per contract</u>
--	--