

2020 ANNUAL GROUNDWATER MONITORING SUMMARY REPORT

*Town of Onalaska Landfill Superfund Site
Sportsman Club Road
Town of Onalaska, Wisconsin*

*Prepared for
Wisconsin Department of Natural Resources
1300 W. Clairemont Avenue
Eau Claire, WI 54701*

*Project No. 1701119
July 2021*



JULY 27, 2021

2020 ANNUAL GROUNDWATER MONITORING SUMMARY REPORT

PROJECT No. 1701119

PREPARED BY:

COULEE ENVIRONMENTAL SOLUTIONS™

A DIVISION OF THE OS GROUP, LLC

444 21ST STREET SOUTH

LA CROSSE, WISCONSIN 54601



PREPARED FOR:

WISCONSIN DEPARTMENT OF NATURAL RESOURCES

1300 W. CLAIREMONT AVENUE

EAU CLAIRE, WI 54701

TABLE OF CONTENTS

1.0 INTRODUCTION..... 1

1.1 SITE LOCATION AND DESCRIPTION 1

2.0 FIELD ACTIVITIES..... 2

2.1 GROUNDWATER MONITORING 2

2.2 POTABLE WELL SAMPLING..... 2

3.0 RESULTS..... 3

3.1 WATER LEVELS AND FLOW DIRECTION 3

3.2 GROUNDWATER RESULTS 3

3.3 APRIL 2020 POTABLE WELL RESULTS..... 3

4.0 SUMMARY AND CONCLUSIONS..... 4

5.0 SIGNATURE OF ENVIRONMENTAL PROFESSIONALS 5

TABLES

- 1 SUMMARY OF DETECTED COMPOUNDS
- 2 WATER TABLE ELEVATIONS

FIGURES

- 1 SITE LOCATION MAP
- 2 SITE PLAN VIEW
- 3 GROUNDWATER CONTOUR MAP – SHALLOW – JULY 24, 2020
- 4 GROUNDWATER CONTOUR MAP – MID DEPTH – JULY 24, 2020
- 5 GROUNDWATER CONTOUR MAP – SHALLOW – NOVEMBER 4, 2020
- 6 GROUNDWATER CONTOUR MAP – MID DEPTH – NOVEMBER 4, 2020
- 7 GROUNDWATER MANGANESE ISOCONCENTRATION – SHALLOW – JULY 27-31, 2020
- 8 GROUNDWATER MANGANESE ISOCONCENTRATION – MID DEPTH – JULY 27-31, 2020
- 9 GROUNDWATER MANGANESE ISOCONCENTRATION – SHALLOW – NOVEMBER 4, 2020
- 10 GROUNDWATER ARSENIC ISOCONCENTRATION – SHALLOW – JULY 27-31, 2020
- 11 GROUNDWATER ARSENIC ISOCONCENTRATION – MID DEPTH – JULY 27-31, 2020
- 12 GROUNDWATER ARSENIC ISOCONCENTRATION – SHALLOW – NOVEMBER 4, 2020

APPENDICES

- A** GROUNDWATER SAMPLING SCHEDULE
- B** LABORATORY ANALYTICAL RESULTS

1.0 INTRODUCTION

Coulee Environmental Solutions™, a division of The OS Group, LLC (CES) has completed annual groundwater monitoring activities for the Onalaska Municipal Landfill Superfund site located on Sportsman Club Road in the Town of Onalaska, La Crosse County, Wisconsin. The purpose of the activities was to conduct routine semi-annual groundwater sampling events at the site. While the sampling events typically have occurred in April and October of each year, the 2020 events were conducted in July and November due to delays caused by the coronavirus pandemic. This report covers two events: July and November 2020.

1.1 SITE LOCATION AND DESCRIPTION

The Town of Onalaska Landfill is located approximately 10 miles north of the City of La Crosse near the confluence of the Mississippi and Black Rivers. The site is located on the far northwestern corner of Brice Prairie and is accessible via Sportsman Club Road. The 11-acre site was a sand and gravel quarry in the early 1960s. After the quarry operations ceased in the mid-1960s, the Town of Onalaska began using it as a municipal landfill accepting both municipal trash and industrial wastes between 1969 and 1980. The landfill was closed in 1980.

The site is located in the SE ¼ of Section 9, Township 17N, R8W. A site location map is provided as Figure 1. A site plan view is provided as Figure 2.

2.0 FIELD ACTIVITIES

2.1 GROUNDWATER MONITORING

Groundwater samples were collected from select groundwater monitoring wells on July 24 – 31, and November 4, 2020, per the scope of work developed by the WDNR. Prior to collection of the samples, CES field personnel opened all shallow and mid-depth groundwater monitoring wells. After water levels stabilized for more than one hour, CES field personnel measured depth to water level in each monitoring well. Monitoring wells to be sampled were then purged using dedicated submersible pumps and tubing. During purging, CES field personnel measured field parameters (dissolved oxygen, ORP, specific conductance, temperature and pH) using a YSI 556 multi-meter with a flow-through cell. Purging was considered complete when the field parameters stabilized per WDNR's groundwater sampling desk reference guidance, typically requiring 30 to 60 minutes per well. Monitoring well purge water was discharged to the ground per the WDNR's scope of work. Once purging was complete, CES field personnel collected groundwater samples for the parameters listed in Appendix A. Samples for metals analysis were field filtered with 0.45-micron filters. Groundwater samples were preserved and stored on ice and shipped under chain of custody to Pace Analytical in Green Bay, WI for analyses. Copies of the laboratory analytical reports are provided in Attachment B.

2.2 POTABLE WELL SAMPLING

CES field personnel collected water samples from private potable wells PW-1, PW-2, PW-4, PW-5 and PW-6 during the July 2020 sampling event. On July 31, 2020 in a telephone call with CES personnel, the owner of potable well PW-3 declined to have the well sampled. CES field personnel purged all potable wells for a minimum of ten minutes prior to sampling, until temperature stabilized. Samples were preserved and shipped on ice to Pace Analytical in Green Bay, WI for volatile organic compounds (VOCs) and metals analyses. Samples for metals analysis from the potable wells were not field filtered. Copies of the laboratory analytical reports are provided in Appendix B.

3.0 RESULTS

3.1 WATER LEVELS AND FLOW DIRECTION

During the July and November 2020 groundwater sampling events, groundwater was encountered at depths ranging from approximately 4 to 30 feet below ground surface. Potentiometric surface maps were developed for both the shallow and mid-depth wells. On the maps, shallow wells were denoted with a “S” and “PZ” suffix, and mid-depth wells were denoted with a “M” suffix. During each sampling event, the groundwater flow direction appeared to be to the south-southwest direction. Potentiometric Surface Maps for each sampling event are provided in Figure 3 through 6.

3.2 GROUNDWATER RESULTS

During the July 2020 sampling event, all twenty-six (26) monitoring wells were sampled for metals, TOC, and alkalinity. Thirteen (13) of the twenty-six (26) monitoring wells were also analyzed for VOCs. During the November 2020 sampling event, five “shallow” monitoring wells (MW-4S, MW-5S, MW-17S, PZ-5 and PZ-6) were analyzed for VOCs, metals, and TOC

For each sampling event, laboratory analytical results were similar to their prior year’s results with arsenic, iron, and manganese commonly detected at concentrations above the NR 140 enforcement standards. During the July sampling event, barium was detected above the NR140 preventive action limit in wells MW-2M, MW-8M, MW-15M, MW-16M, and MW-17M and above the enforcement standard in MW-6M. The most commonly detected VOCs included trimethylbenzenes (MW-4S, MW-5S, MW-17S, and PZ-5) and naphthalene (MW-5S, MW-14S, and MW-16S). Other VOC compounds detected above applicable standards include benzene, which was detected above the enforcement standard in MW-16M and MW-17S during the July 2020 sampling event.

3.3 APRIL 2020 POTABLE WELL RESULTS

Laboratory analysis of the potable well samples detected iron and/or manganese in potable wells PW-1, PW-4, PW-5 and PW-6. Iron was detected above the NR 140 enforcement standard in PW-1, PW-4 and PW-5. Manganese was detected above the NR 140 preventive action limit in PW-1, PW-4, and PW-6 and above the enforcement standard in PW-5. No VOC constituents were detected in any of the potable well samples.

4.0 SUMMARY AND CONCLUSIONS

A summary of the 2020 Groundwater Monitoring at the Town of Onalaska Superfund Site follows:

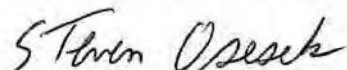
- Groundwater samples were collected from twenty-six (26) shallow and mid-depth monitoring wells during the July 2020 sampling event and analyzed for metals, TOC and alkalinity. In addition, 13 of the samples were analyzed for VOCs.
- Groundwater samples were collected from five shallow monitoring wells (MW-4S, MW-5S, MW-17S, PZ-5 and PZ-6) in November 2020 and analyzed for VOCs, metals, and TOC analysis.
- Potable water samples were collected from five (5) potable wells (PW-1, PW-2, PW-4, PW-5 and PW-6) during the July 2020 sampling event and analyzed for VOCs and metals.
- A request was made to sample PW-3 during the July 2020 sampling event; however, the homeowner declined to have his well sampled.
- The depth to water was measured in all shallow and mid-depth monitoring wells prior to sampling during each sampling event. Groundwater elevations were calculated, and flow maps were developed. The groundwater flow direction was primarily to the south-southwest in both the shallow and mid-depth wells during both sampling events.
- Arsenic, iron and manganese were detected in monitoring wells at concentrations above the NR 140 enforcement standards during all three sampling events. Barium was detected in five (5) mid-depth wells at concentrations above the PAL and in one (1) mid-depth well at a concentration above the ES during the July sampling event.
- 1,2,4-trimethylbenzene was detected at concentrations above either the NR 140 ES or PAL in monitoring wells MW-4S, MW-5S, MW-17S, and PZ-5. Naphthalene was detected above the NR 140 PAL in wells MW-5S, MW-14S, and MW-16S.
- No VOCs were detected in any of the five (5) potable well samples.
- Iron and manganese were detected in four (4) potable well samples at concentrations above either the PAL or ES. Iron was detected above the ES in PW-1, PW-4 and PW-5. Manganese exceeded the PAL in PW-1, PW-4 and PW-6 and exceeded the ES in PW-5.

5.0 SIGNATURE OF ENVIRONMENTAL PROFESSIONALS

This document has been prepared by and under the supervision of the environmental professionals certifying below:

Prepared By:

I, Steven Oseseck, hereby certify that I am a scientist as that term is defined in s. NR 712.03 (3), Wis. Adm. Code, and that, to the best of my knowledge, all of the information contained in this document is correct and the document was prepared in compliance with all applicable requirements in chs. NR 700 to 726, Wis. Adm. Code.



Name: Steven Oseseck
 Title: Project Manager
 Phone: (608) 433-9388
 Steve.Oseseck@theOSgrp.com

Date: 7/27/21

Supervised By:

I, John Storlie, hereby certify that I am a hydrogeologist as that term is defined in s. NR 712.03 (1), Wis. Adm. Code, am registered in accordance with the requirements of ch. GHSS 2, Wis. Adm. Code, or licensed in accordance with the requirements of ch. GHSS 3, Wis. Adm. Code, and that, to the best of my knowledge, all of the information contained in this document is correct and the document was prepared in compliance with all applicable requirements in Chs. NR 700 to 726, Wis. Adm. Code.



Name: John Storlie, PG
 Title: Principal Consultant / Hydrogeologist
 Phone: (608) 433-9389
 John.Storlie@theOSgrp.com

Date: 07/27/2021

Supervised By:

I, Jeff Anderson, hereby certify that I am a registered professional engineer in the State of Wisconsin, registered in accordance with the requirements of ch. A-E 4, Wis. Adm. Code; that this document has been prepared in accordance with the Rules of Professional Conduct in ch. A-E 8, Wis. Adm. Code; and that, to the best of my knowledge, all information contained in this document is correct and the document was prepared in compliance with all applicable requirements in chs. NR 700 to 726, Wis. Adm. Code.



Name: Jeff Anderson, PE
Title: Environmental Engineer
Phone: (218) 499-3175
jkanderson@msa-ps.com

Date: 7-27-2021



TABLES

TABLE 1 – SUMMARY OF DETECTED COMPOUNDS

TABLE 2 – WATER TABLE ELEVATIONS

Table 1
1SR
Summary of Detected Compounds
Onalaska Superfund Landfill

Volatile Organic Compounds (VOC), ug/L	4/15/2009	4/28/2010	4/18/2012	5/17/2013	4/29/2014	10/15/2015	4/22/2016	4/18/2017	4/26/2018	4/22/2019	7/31/2020	7/31/20 Duplicate	PAL	ES
Metals, mg/L														
Arsenic	0.00027	<0.00061	0.00025	<0.0044	<0.0072	<0.0072	<0.0072	<0.0054	<0.0054	<0.0054	<0.0083	<0.0083	0.001	0.01
Barium	0.033	0.033	0.037	0.0263	0.0316	0.0664	0.0273	0.0215	0.0251	0.0211	0.033	0.0326	0.4	2
Cadmium	<0.00012	<0.00061	<0.00010	<0.00038	<0.00060	<0.00060	<0.00060	<0.0013	<0.0013	<0.0013	<0.0013	<0.0013	0.0005	0.005
Calcium	----	----	----	34.3	26.1	----	----	----	----	----	----	----	----	----
Cobalt	0.00024	<0.00061	0.021	<0.00085	<0.00094	<0.00094	<0.00094	<0.0014	<0.0014	<0.0014	<0.0014	<0.0014	0.008	0.04
Iron	<0.15	0.28	0.250	0.0149	0.0279	0.141	<0.0129	<0.0155	0.42	0.307	0.0472J	0.0516J	0.15	0.3
Lead	0.00029	<0.00061	0.029	<0.0012	<0.0030	<0.0030	<0.0030	<0.0043	<0.0043	<0.0064	<0.0059	<0.0059	0.0015	0.015
Magnesium	----	----	----	12.8	9.43	----	----	----	----	----	----	----	----	----
Manganese	0.19	0.049	0.600	0.187	0.269	0.320	0.042	0.0553	0.325	0.264	0.0652	0.0642	0.060	0.300
Mercury	<0.000065	<0.000065	<0.000070	<0.0001	<0.00010	<0.00010	<0.00018	<0.00013	<0.00013	0.00017	<0.000066	<0.000066	0.0002	0.002
Potassium	----	----	----	2.04	1.59	----	----	----	----	----	----	----	----	----
Sodium	----	----	----	3.75	3.92	----	----	----	----	----	----	----	----	----
Vanadium	0.00054	<0.00061	0.00060	<0.0012	<0.0020	<0.0020	<0.0020	<0.0022	<0.0022	<0.0022	<0.0026	<0.0026	0.006	0.03
Dissolved Gases, ug/L														
Ethane	----	----	<0.49	----	----	----	----	----	----	----	----	----	----	----
Ethene	----	----	0.64	----	----	----	----	----	----	----	----	----	----	----
Methane	----	----	2.8	----	----	----	----	----	----	----	----	----	----	----
Natural Attenuation Parameters, mg/L														
Chloride	5.8	3.6	8.9	7.2	6.9	----	----	----	----	----	----	----	125	250
Nitrate as N	----	----	<0.043	----	----	----	----	----	----	----	----	----	2	10
Sulfate	----	----	6.3	6.2	14.2	----	----	----	----	----	----	----	125	250
Total Alkalinity	140	170	110	113	101	160	114	101	93.1	90.1	140	----	----	----
Total Organic Carbon	----	----	4.8	----	----	----	----	----	3.6	4.4	2.5	----	----	----
pH	6.99	7.1	7.86	6.73	7.84	6.92	7.53	7.02	6.36	7.22	6.77	6.77	----	----
Conductivity (mS/cm)	219	340	320	0.174	0.163	0.299	0.196	0.181	0.187	0.145	0.222	0.222	----	----
Temperature (C)	6.9	8.2	12.3	9.85	7.22	11.37	9.06	9.41	8.45	7.8	11.46	11.46	----	----
ORP (mV)	+17	+15	39.7	65.6	48.4	16.4	70.2	80.9	20.4	-41.2	29.6	29.6	----	----
Dissolved Oxygen (mg/L)	2.0	3.0	4.5	4.62	12.45	1.16	3.28	3.64	1.07	1.75	0.58	0.58	----	----

Note: Please see notes provided at the end of this table.

**Table 1
2S
Summary of Detected Compounds
Onalaska Superfund Landfill**

Volatile Organic Compounds (VOC), ug/L	4/19/2012	5/16/2013	4/29/2014	10/15/2015	4/27/2016	4/21/2017	4/26/2018	4/25/2019	4/25/19 Duplicate	7/31/2020	7/31/20 Duplicate	PAL	ES
1,2,4-Trimethylbenzene	<0.22	<0.57	<0.50	1.6	1.4	0.5	----	----	----	----	----	96	480
1,3-Dichlorobenzene	0.53	<0.45	<0.50	1.8	1.4	<0.50	----	----	----	----	----	120	600
1,4-Dichlorobenzene	2.2	2.5	1.4	2.9	2.4	1.3	----	----	----	----	----	15	75
Acetone	----	4.6	<3.0	<3.0	<3.0	<3	----	----	----	----	----	1800	9000
Benzene	0.94	0.67	<0.50	1.8	1.5	<0.50	----	----	----	----	----	0.5	5
Chlorobenzene	18	8.7	3.2	68.9	59.6	3.4	----	----	----	----	----	----	----
Isopropylbenzene	----	----	<0.12	0.40	0.43	<0.14	----	----	----	----	----	----	----
Methylene chloride	<0.63	<0.36	<0.23	<0.23	<0.23	0.33J	----	----	----	----	----	0.5	5
n-Propylbenzene	----	----	<0.50	0.55	<0.50	<0.50	----	----	----	----	----	----	----
Xylenes (total)	0.39	<1.3	<1.5	<1.5	1.7	<1.5	----	----	----	----	----	400	2,000
Metals, mg/L													
Arsenic	0.0097	0.0095	0.013	0.0080	0.0083	0.0141J	0.0119J	<0.0054	0.0276	<0.0083	<0.0083	0.001	0.01
Barium	0.140	0.152	0.109	0.135	0.161	0.0842	0.0865	0.0699	0.0726	0.016	0.0171	0.4	2
Cadmium	<0.00010	<0.00038	<0.00060	<0.00060	<0.00060	<0.0013	<0.0013	<0.0013	<0.0013	<0.0013	<0.0013	0.0005	0.005
Calcium	----	32.1	32.5	----	----	----	----	----	----	----	----	----	----
Cobalt	0.00086	<0.00085	<0.00094	<0.00094	0.00097	<0.0014	<0.0014	<0.0014	<0.0014	<0.0014	<0.0014	0.008	0.04
Iron	35	37.1	33.2	27.1	32.8	29.3	22.6	19.3	19.6	39.3	41.7	0.15	0.3
Lead	0.00055	<0.0012	<0.0030	<0.0030	0.0036	<0.0043	<0.0043	<0.0064	<0.0064	<0.0059	<0.0059	0.0015	0.015
Magnesium	----	7.71	8.35	----	----	----	----	----	----	----	----	----	----
Manganese	0.990	0.999	1.02	0.799	0.787	0.904	0.617	0.568	0.593	1.100	1.17	0.060	0.300
Mercury	<0.000070	<0.00010	<0.00010	<0.00010	<0.00018	<0.00013	<0.00013	0.00017	<0.000084	<0.000066	<0.000066	0.0002	0.002
Potassium	----	9.89	5.44	----	----	----	----	----	----	----	----	----	----
Sodium	----	25	16.1	----	----	----	----	----	----	----	----	----	----
Vanadium	0.00087	0.002	<0.0020	0.0029	<0.0020	<0.0022	<0.0022	<0.0022	<0.0022	<0.0026	<0.0026	0.006	0.03
Dissolved Gases, ug/L													
Ethane	----	----	----	----	----	----	----	----	----	----	----	----	----
Ethene	----	----	----	----	----	----	----	----	----	----	----	----	----
Methane	----	----	----	----	----	----	----	----	----	----	----	----	----
Natural Attenuation Parameters, mg/L													
Chloride	32	15.2	19.9	----	----	----	----	----	----	----	----	125	250
Nitrate as N	----	----	----	----	----	----	----	----	----	----	----	2	10
Sulfate	----	2.4	<2.0	----	----	----	----	----	----	----	----	125	250
Total Alkalinity	180	169	159	233	218	151	102	120	----	251	251	----	----
Total Organic Carbon	----	----	----	----	----	----	3.8	4.4	----	5.9	5.7	----	----
pH	7.34	6.52	9.32	6.46	6.90	6.62	6.29	6.67	6.67	6.29	6.29	----	----
Conductivity (mS/cm)	440	0.372	0.376	0.481	0.457	0.342	0.307	0.272	0.272	0.440	0.440	----	----
Temperature (C)	10.1	11.43	10.86	10.14	10.90	10.62	11.12	10.64	10.64	10.50	10.50	----	----
ORP (mV)	-57.6	-49.8	-554.3	-47.3	-68.7	-74.0	-52.5	-110.1	-110.1	29.9	29.9	----	----
Dissolved Oxygen (mg/L)	2.0	1.1	0.60	0.34	0.47	0.79	0.15	0.37	0.37	0.43	0.43	----	----

Note: Please see notes provided at the end of this table.

Table 1
2M
Summary of Detected Compounds
Onalaska Superfund Landfill

Volatile Organic Compounds (VOC), ug/L	4/19/2012	5/16/2013	4/29/2014	10/15/2015	4/27/2016	4/21/2017	4/26/2018	4/25/2019	7/31/2020	PAL	ES
Metals, mg/L											
Arsenic	0.0068	0.0235	0.0285	0.017	0.0204	0.0233J	0.0245	0.0232	0.017J	0.001	0.01
Barium	0.240	0.795	0.646	0.519	0.453	0.501	0.472	0.688	0.541	0.4	2
Cadmium	<0.00010	<0.00038	<0.00060	<0.00060	<0.00060	<0.0013	<0.0013	<0.0013	<0.0013	0.0005	0.005
Calcium	----	61.4	48.2	----	----	----	----	----	----	----	----
Cobalt	0.00038	0.0015	0.0014	0.001	0.001	<0.0014	<0.0014	0.0018	0.0015J	0.008	0.04
Iron	0.100	18.2	13.4	10.3	9.94	9.56	9.15	13.7	10.2	0.15	0.3
Lead	0.00036	<0.0012	<0.0030	0.0034	<0.0030	<0.0043	<0.0043	<0.0064	M0.0059	0.0015	0.015
Magnesium	----	13.6	10.7	----	----	----	----	----	----	----	----
Manganese	0.210	1.25	1.02	0.864	0.787	0.836	0.822	1.21	0.893	0.060	0.300
Mercury	<0.000070	<0.0001	<0.00010	<0.00010	<0.00018	<0.00013	<0.00013	0.00017	<0.000066	0.0002	0.002
Potassium	----	1.05	0.869	----	----	----	----	----	----	----	----
Sodium	----	8.4	11.3	----	----	----	----	----	----	----	----
Vanadium	<0.00034	0.0024	<0.0020	0.0028	<0.0020	<0.0022	<0.0022	<0.0022	<0.0026	0.006	0.03
Dissolved Gases, ug/L											
Ethane	----	----	----	----	----	----	----	----	----	----	----
Ethene	----	----	----	----	----	----	----	----	----	----	----
Methane	----	----	----	----	----	----	----	----	----	----	----
Natural Attenuation Parameters, mg/L											
Chloride	6.5	30.1	32.3	----	----	----	----	----	----	125	250
Nitrate as N	----	----	----	----	----	----	----	----	----	2	10
Sulfate	----	<2.0	<2.0	----	----	----	----	----	----	125	250
Total Alkalinity	130	155	151	133	125	129	116	172	126	----	----
Total Organic Carbon	----	----	----	----	----	----	4.7	3.6	4.7	----	----
pH	7.66	7.32	8.45	7.27	7.72	7.47	7.12	7.36	7.05	----	----
Conductivity (mS/cm)	220	0.335	0.340	0.253	0.212	0.247	0.248	0.311	0.221	----	----
Temperature (C)	9.6	10.77	10.57	10.22	10.59	10.19	10.66	10.38	10.75	----	----
ORP (mV)	-3.8	-142.2	-384.2	-122.0	-16.2	-166.6	-147.2	-196.4	31.1	----	----
Dissolved Oxygen (mg/L)	4.4	0.86	0.53	0.54	0.32	0.83	0.11	0.09	0.24	----	----

Note: Please see notes provided at the end of this table.

**Table 1
4S
Summary of Detected Compounds
Onalaska Superfund Landfill**

Volatile Organic Compounds (VOC), ug/L	4/14/2009	10/28/2009	4/28/2010	10/28/2010	10/27/2011	4/18/2012	5/17/2013	10/29/2013	4/28/2014	Duplicate 4/28/2014
1,2,4-Trimethylbenzene	470	780	480	800	280	89	511	707	295	296
1,3,5-Trimethylbenzene	65	28	18	49	<1.0	<0.23	18.5	6.9	4.6	4.1
Acetone	----	----	----	----	----	----	<2.6	<10.4	<7.4	<14.8
n-Butylbenzene	10	<0.20	7.7	32	5.6	<0.21	----	6.3	4.7	5.2
sec-Butylbenzene	20	32	20	18	14	5.7	----	21.7	14.5	16.0
Chloroethane	<10	<1.0	<8.0	<10	<5.0	<0.33	<0.44			
tert-Butylbenzene	----	----	2.7	<2.0	1.7	<0.24	---	2.2	1.6 J	1.8 J
Ethylbenzene	<5.0	6.5	<4.0	5.8	<2.5	<0.14	1.1	7.2	<1.2	<2.5
Isopropylbenzene	11	21	9.3	9.8	7.1	1.5	----	19.4	7.2	7.7
p-Isopropyltoluene	24	31	19	57	8.9	3.0	----	10.7	8.6	9.9
Naphthalene	8.2	11	4.1	49	3.3	<0.24	4.5	18.2	<6.2	<12.5
n-Propylbenzene	24	45	20	30	14	3.6	----	31.1	14.5	15.8
Xylenes (total)	12	24	8.0	13	5.6	0.91	5.2	14.0	<3.8	<7.5
Metals, mg/L										
Arsenic	0.005	0.0068	0.0058	0.0039	0.0037	0.0032	<0.0044	0.0071	<0.0072	----
Barium	0.270	0.240	0.27	0.24	0.21	0.170	0.261	0.274	0.214	----
Cadmium	<0.00012	<0.00061	<0.00061	<0.00012	<0.00012	<0.00010	0.00059	<0.00038	<0.00060	----
Cobalt	0.0005	<0.00061	<0.00061	<0.00061	<0.00016	0.00019	<0.00085	<0.00085	<0.00094	----
Iron	11	12	9.2	8.0	7.0	5.3	7.98	10	6.82	----
Lead	0.00035	<0.00061	<0.00061	<0.00061	0.00013	0.00025	<0.0012	<0.0012	<0.0030	----
Manganese	0.011	1	1.3	1.3	1.2	1.1	1.2	0.949	0.778	----
Mercury	<0.000065	<0.000065	<0.000065	<0.000065	<0.000070	<0.00070	<0.00010	<0.00010	<0.00010	----
Vanadium	0.00055	0.0007	<0.00061	<0.00061	<0.00066	0.00044	0.0022	<0.0012	<0.0020	----
Dissolved Gases, ug/L										
Ethane	----	----	----	----	----	----	----	----	----	----
Ethene	----	----	----	----	----	----	----	----	----	----
Methane	----	----	----	----	----	----	----	----	----	----
Natural Attenuation Parameters, mg/L										
Chloride	16	----	9.5	----	----	7.4	6.1	----	15.6	----
Nitrate as N	----	----	----	----	----	----	----	----	----	----
Sulfate	----	----	----	----	----	----	4.4	----	3.6	----
Total Alkalinity	270	----	290	----	----	390	290	----	271	----
Total Organic Carbon	----	----	----	----	----	----	----	----	----	----
pH	6.81	6.98	6.6	7.37	7.8	7.30	6.69	6.96	7.15	----
Conductivity (mS/cm)	880	505	730	562	670	630	0.431	0.446	0.431	----
Temperature (C)	7.8	11.7	9.5	-10.0	9.6	12.6	9.58	11.61	9.64	----
ORP (mV)	-13	-55	-15	-292.6	-113	-22.4	-66.4	-48.7	-127	----
Dissolved Oxygen (mg/L)	1.0	2.0	2.5	0.0	0.0	5.0	1.3	0.71	1.00	----

Note: Please see notes provided at the end of this table.

Table 1
4S
Summary of Detected Compounds
Onalaska Superfund Landfill

Volatile Organic Compounds (VOC), ug/L	10/28/2014	10/13/2015	Duplicate 10/13/2015	4/27/2016	Duplicate 4/27/2016	10/3/2016	4/19/2017	1/9/2018	4/26/2018	4/26/18 DUP
1,2,4-Trimethylbenzene	261	401	341	976	871	1,650	913	271	584	504
1,3,5-Trimethylbenzene	2.5	<1.2	<1.2	<5.0	<5.0	195	<5	<0.50	<0.50	<5.0
Acetone	<7.4	<7.4	<7.4	<29.5	<29.5	<29.5	<29.5	<3.0	<3.0	<29.5
n-Butylbenzene	6.3	6.1	5.5	<5.0	<5.0	16.7	9.4J	5.7	6.4	5.2J
sec-Butylbenzene	23.4	21.1	19.3	30.8	30.2	40.9	22.8J	17.7	20.0	<21.9
Chloroethane								0.69J	0.84J	<3.7
tert-Butylbenzene	3.0	2.4	2.2	4.2	3.2	4.7	2.2J	2.0	2.6	2.1J
Ethylbenzene	<1.2	<1.2	<1.2	<5.0	<5.0	<5.0	<5.0	<0.5	0.95J	<5.0
Isopropylbenzene	12.7	10.7	9.8	17.5	16.5	23.6	13.5	7.6	18.4	14.8
p-Isopropyltoluene	11.2	12.0	11.5	25.5	25.2	32.5	17.9	9.9	11.9	8.9J
Naphthalene	<6.2	<6.2	<6.2	<25.0	<25.0	<25.0	<25	<2.5	7.0	<25.0
n-Propylbenzene	15.4	18.4	17.4	43.2	39.4	<5.0	38	13.8	31.6	26.1
Xylenes (total)	<3.8	<3.8	<3.8	<15.0	<15.0	19.9	<15	2.1J	7.5	<15.0
Metals, mg/L										
Arsenic	<0.0072	<0.0072	----	<0.0072	----	0.0118	<0.0054	0.0094	0.0109J	0.0069J
Barium	0.223	0.223	----	0.251	----	0.314	0.333	0.266	0.293	0.297
Cadmium	<0.00060	<0.00060	----	<0.00060	----	<0.00060	<0.0013	<0.0013	<0.0013	<0.0013
Cobalt	<0.00094	<0.00094	----	<0.00094	----	<0.00094	<0.0014	<0.0014	<0.0014	<0.0014
Iron	7.86	7.05	----	9.83	----	13.4	14.5	9.64	11.9	11.9
Lead	<0.0030	<0.0030	----	<0.0030	----	<0.0030	<0.0043	0.0046	<0.0043	<0.0043
Manganese	0.876	0.730	----	0.96	----	0.934	1.12	0.801	0.868	0.892
Mercury	<0.00010	<0.00010	----	<0.00018	----	<0.00013	<0.00013	<0.00013	<0.00013	<0.00013
Vanadium	<0.0020	0.0026	----	<0.0020	----	<0.0020	<0.0022	<0.0022	<0.0022	<0.0022
Dissolved Gases, ug/L										
Ethane	----	----	----	----	----	----	----	----	----	----
Ethene	----	----	----	----	----	----	----	----	----	----
Methane	----	----	----	----	----	----	----	----	----	----
Natural Attenuation Parameters, mg/L										
Chloride	----	----	----	----	----	----	----	----	----	----
Nitrate as N	----	----	----	----	----	----	----	----	----	----
Sulfate	----	----	----	----	----	----	----	----	----	----
Total Alkalinity	----	165	----	271	----	243	263	149	250	249
Total Organic Carbon	----	----	----	----	----	----	----	1.8	2.5	2.7
pH	6.90	7.01	----	7.31	----	6.49	6.89	4.79	6.75	6.75
Conductivity (mS/cm)	0.406	0.374	----	0.398	----	0.395	0.41	0.308	0.46	0.46
Temperature (C)	11.13	10.64	----	9.79	----	11.97	9.86	11.62	10.03	10.03
ORP (mV)	-55.3	-74.7	----	-86.9	----	-73.4	-87.5	-65	-83.9	-83.9
Dissolved Oxygen (mg/L)	0.17	0.54	----	0.37	----	0.09	0.88	0.16	0.24	0.24

Note: Please see notes provided at the end of this table.

Table 1
4S
Summary of Detected Compounds
Onalaska Superfund Landfill

Volatile Organic Compounds (VOC), ug/L	10/24/2018	4/24/2019	4/24/19 Duplicate	10/16/2019	7/27/2020	7/27/20 Duplicate	11/4/2020	PAL	ES
1,2,4-Trimethylbenzene	446	174	-----	878	194	312	130	96	480
1,3,5-Trimethylbenzene	<8.7	<0.87	-----	<8.7	<1.7	<0.87	<1.7	96	480
Acetone	<27.4	<2.7	-----		<5.5	3.3J	<0.49	1800	9000
n-Butylbenzene	<7.1	4.1	-----	<7.1	4.0J	6.2	3.2 J	-----	-----
sec-Butylbenzene	19.6J	12.3	-----	29.9J	10.2	14.9	9.0 J	-----	-----
Chloroethane	<13.4	<1.3	-----	<13.4	<2.7	<1.3	<2.7	3	30
tert-Butylbenzene	<3.0	1.4	-----	<3.0	1.3J	1.5	0.86 J	-----	-----
Ethylbenzene	<2.2	<0.22	-----	<2.2	<0.64	<0.32	<0.64	140	700
Isopropylbenzene	11.6J	4.7J	-----	22.0J	4.6J	6.3	<3.4	-----	-----
p-Isopropyltoluene	10.4J	5.8	-----	17.3J	6.0	9.9	3.9 J	-----	-----
Naphthalene	<11.8	<1.2	-----	<11.8	<2.4	2.6J	<2.4	10	100
n-Propylbenzene	20.2J	8.6	-----	39.8J	9.9J	15.3	6.0 J	-----	-----
Xylenes (total)	<15.0	<1.5	-----	<15.0	<3.0	2.3J	<3.0	400	2,000

Metals, mg/L

Arsenic	0.0114J	0.0097	0.0121J	.0097J	<0.0083	<0.0083	0.0096J	0.001	0.01
Barium	0.296	0.225	0.23	0.313	0.235	0.243	0.196	0.4	2
Cadmium	<0.0013	<0.0013	<0.0013	<0.0013	<0.0013	<0.0013	<0.0013	0.0005	0.005
Cobalt	<0.0014	<0.0014	<0.0014	<0.0014	<0.0014	<0.0014	<0.0014	0.008	0.04
Iron	10.0	9.75	9.55	15.0	9.69	9.79	7.52	0.15	0.3
Lead	<0.0064	<0.0064	0.0075J	<0.0059	<0.0059	<0.0059	<0.0059	0.0015	0.015
Manganese	0.754	0.641	0.642	0.897	0.701	0.686	0.638	0.060	0.300
Mercury	<0.000084	0.00017J	<0.000084	<0.000084	<0.000066	<0.000066	<0.000066	0.0002	0.002
Vanadium	<0.0022	<0.0022	<0.0022	<0.0026	<0.0026	<0.0026	<0.0026	0.006	0.03

Dissolved Gases, ug/L

Ethane	-----	-----	-----	-----	-----	-----	-----	-----	-----
Ethene	-----	-----	-----	-----	-----	-----	-----	-----	-----
Methane	-----	-----	-----	-----	-----	-----	-----	-----	-----

Natural Attenuation Parameters, mg/L

Chloride	-----	-----	-----	-----	-----	-----	-----	125	250
Nitrate as N	-----	-----	-----	-----	-----	-----	-----	2	10
Sulfate	-----	-----	-----	-----	-----	-----	-----	125	250
Total Alkalinity	-----	206	208	-----	220	219	-----	-----	-----
Total Organic Carbon	2.0	2.2	2.2	2.2	2.3	2.2	2.6	-----	-----

pH	6.94	7.00	7.00	6.93	-----	-----	7.09	-----	-----
Conductivity (mS/cm)	0.499	0.335	0.335	0.59	0.319	0.319	0.344	-----	-----
Temperature (C)	10.28	9.58	9.58	9.28	9.94	9.94	11.16	-----	-----
ORP (mV)	-150	-131	-131	-120.8	40.2	40.2	-305.7	-----	-----
Dissolved Oxygen (mg/L)	0.19	0.21	0.21	1.6	0.57	0.57	0.19	-----	-----

Note: Please see notes provided at the end of this table.

Table 1
5S
Summary of Detected Compounds
Onalaska Superfund Landfill

Volatile Organic Compounds (VOC), ug/L	4/14/2009	10/28/2009	4/28/2010	10/28/2010	10/27/2011	Duplicate 10/27/2011	4/18/2012	Duplicate 4/18/2012	5/15/2013	Duplicate 5/15/13
1,2,4-Trimethylbenzene	460	1100	430	1400	340	710	570	330	1,120	1,060
1,3,5-Trimethylbenzene	16	19	1.6	21	11	39	<0.46	<0.23	<2.5	<2.5
n-Butylbenzene	<3.2	9.7	1.7	6.6	3.6	5.5	<0.42	<0.21	-----	-----
sec-Butylbenzene	10	19	7.9	16	9.3	12	7.1	6.7	-----	-----
tert-Butylbenzene	9.1	<0.20	7.3	19	9.9	12	<0.48	<0.24	-----	-----
Acetone	----	----	----	----	----	----	----	----	3.7	4.0
Ethylbenzene	<8.0	10	<2.5	22	<2.0	<5.0	<0.28	<0.14	<0.50	<0.50
Isopropylbenzene	25	70	30	57	30	34	18	16	---	---
p-Isopropyltoluene	<3.2	12	2.8	8.6	3.5	6.2	2.9	2.1	---	---
Naphthalene	24	38	23	46	19	33	21	21	38.1	35.2
n-Propylbenzene	38	110	43	79	32	48	25	22	-----	-----
Toluene	<8.0	<0.50	<2.5	<4.0	<2.0	<5.0	<0.30	0.24	<0.44	<0.44
Xylenes (total)	<8.0	33	8.5	40	30	56	5.9	4.9	7.1	6.8
Metals, mg/L										
Arsenic	0.011	0.008	0.015	0.015	0.014	----	0.0098	----	0.016	----
Barium	0.29	0.20	0.28	0.45	0.25	----	0.180	----	0.296	----
Cadmium	<0.00012	<0.00061	<0.00061	0.00012	<0.00012	----	<0.00010	----	0.00055	----
Cobalt	0.0048	0.0048	0.0051	0.0062	0.0041	----	0.0034	----	0.0049	----
Iron	17	15	23	32	17	----	14	----	26.1	----
Lead	<0.00012	<0.00061	<0.00061	<0.00061	0.00025	----	<0.00016	----	<0.0012	----
Manganese	1.9	1.7	2.0	2.2	1.9	----	1.4	----	1.84	----
Mercury	<0.000065	<0.000065	<0.000065	<0.000065	<0.000070	----	<0.000070	----	<0.00010	----
Vanadium	0.00028	<0.00061	<0.00061	<0.00061	<0.00066	----	<0.00034	----	0.0021	----
Dissolved Gases, ug/L										
Ethane	----	----	----	----	----	----	----	----	----	----
Ethene	----	----	----	----	----	----	----	----	----	----
Methane	----	----	----	----	----	----	----	----	----	----
Natural Attenuation Parameters, mg/L										
Chloride	6.6	----	13	----	----	----	5.4	----	8.0	----
Nitrate as N	----	----	----	----	----	----	----	----	----	----
Sulfate	----	----	----	----	----	----	----	----	2.8	----
Total Alkalinity	270	----	260	----	----	----	140	----	225	----
Total Organic Carbon	----	----	----	----	----	----	----	----	----	----
pH	5.93	6.89	6.8	7.29	7.59	----	7.38	----	6.63	----
Conductivity (mS/cm)	610	407	380	1016	470	----	320	----	0.369	----
Temperature (C)	6.3	11.5	10.1	-12.7	10.4	----	14.9	----	9.4	----
ORP (mV)	+29	-42	+40	109.2	132	----	57.7	----	-65.6	----
Dissolved Oxygen (mg/L)	1.5	2.0	2.0	1.95	2.5	----	3.0	----	1.88	----

Note: Please see notes provided at the end of this table.

Table 1
5S
Summary of Detected Compounds
Onalaska Superfund Landfill

Volatile Organic Compounds (VOC), ug/L	Duplicate		Duplicate		Duplicate		Duplicate		Duplicate		
	10/29/2013	10/29/13	4/28/2014	4/28/2014	10/28/2014	10/13/2015	10/13/2015	4/25/2016	4/25/2016	10/3/2016	10/3/2016
1,2,4-Trimethylbenzene	1,510	1,380	922	1,340	1,560	1,510	1,860	1,120	1,060	1,220	1,210
1,3,5-Trimethylbenzene	9	7	<10.0	<5.0	<10.0	<10.0	<5.0	<5.0	<2.5	<5.0	<2.5
n-Butylbenzene	5.2	5.3	8.0	13.0	13.2	10.4	11.5	<5.0	<2.5	10.1	10.5
sec-Butylbenzene	9.1	9.9	<43.7	<21.9	<43.7	<43.7	<21.9	<21.9	13.7	<21.9	14.6
tert-Butylbenzene	11.4	12.1	13.4	14.9	22.6	17.1	18.6	17.2	16.9	16.9	18.3
Acetone	<25.9	<25.9	<59.1	<29.5	<59.1	<59.1	<29.5	<29.5	<14.8	<29.5	<14.8
Ethylbenzene	<5.0	<5.0	<10.0	<5.0	<10.0	<10.0	<5.0	<5.0	<2.5	<5.0	<2.5
Isopropylbenzene	34.5	33.5	39.0	42.1	69.6	54.9	60.8	42.8	42.7	35.8	40.6
p-Isopropyltoluene	10.4	9.7	5.8	7.7	14.7	12.0	16.3	8.8	8.1	7.8	8.3
Naphthalene	25.4	<25.0	<50.0	38.8	52.0	<50.0	58.5	<25.0	21.6	29.1	34
n-Propylbenzene	78.0	73.6	64.5	73.9	101	114	118	73.1	70.9	74	80
Toluene	<4.4	<4.4	<10.0	<5.0	<10.0	<10.0	<5.0	<5.0	<2.5	<5.0	<2.5
Xylenes (total)	15.1	13.7	<30.0	<15.0	56.9	51.1	58.5	20.1	20.1	20.8	21.2

Metals, mg/L

Arsenic	0.0111	----	0.0154	----	0.0104	0.0109	----	0.0117	----	0.0201	----
Barium	0.271	----	0.254	----	0.269	0.240	----	0.191	----	0.207	----
Cadmium	<0.00038	----	<0.00060	----	<0.00060	<0.00060	----	<0.00060	----	<0.00060	----
Cobalt	0.0065	----	0.0049	----	0.0047	0.0033	----	0.0030	----	0.0031	----
Iron	12.2	----	19.6	----	21.7	17.3	----	16.0	----	15.8	----
Lead	0.0015	----	<0.0030	----	<0.0030	<0.0030	----	<0.0030	----	<0.0030	----
Manganese	1.09	----	1.46	----	1.48	1.42	----	1.24	----	1.07	----
Mercury	<0.00010	----	<0.00010	----	<0.00010	<0.00010	----	<0.00018	----	<0.00013	----
Vanadium	<0.0012	----	<0.0020	----	<0.0020	0.0044	----	<0.0020	----	<0.0020	----

Dissolved Gases, ug/L

Ethane	----	----	----	----	----	----	----	----	----	----	----
Ethene	----	----	----	----	----	----	----	----	----	----	----
Methane	----	----	----	----	----	----	----	----	----	----	----

Natural Attenuation Parameters, mg/L

Chloride	----	----	11.1	----	----	----	----	----	----	----	----
Nitrate as N	----	----	----	----	----	----	----	----	----	----	----
Sulfate	----	----	2.6	----	----	----	----	----	----	----	----
Total Alkalinity	----	----	246	----	----	238	----	180	----	184	----
Total Organic Carbon	----	----	----	----	----	----	----	----	----	----	----
pH	6.72	----	6.78	----	6.14	6.72	----	7.11	----	6.66	----
Conductivity (mS/cm)	0.469	----	0.407	----	0.420	0.412	----	0.305	----	0.336	----
Temperature (C)	12.52	----	9.21	----	11.42	11.11	----	9.53	----	12.61	----
ORP (mV)	-25.5	----	-84.1	----	-54.0	-75.0	----	-93.1	----	-80.1	----
Dissolved Oxygen (mg/L)	0.82	----	1.65	----	0.30	0.83	----	0.68	----	0.11	----

Note: Please see notes provided at the end of this table.

Table 1
5S
Summary of Detected Compounds
Onalaska Superfund Landfill

Volatile Organic Compounds (VOC), ug/L	Duplicate		10/24/18								
	4/18/2017	4/18/2017	1/9/2018	4/25/2018	10/24/2018	DUP	4/24/2019	10/16/2019	7/27/2020	11/4/2020	11/4/20 DUP
1,2,4-Trimethylbenzene	441	----	1330	1020	760	1460	538	988	1090	1110	729
1,3,5-Trimethylbenzene	<5.0	----	<5.0	<5.0	<8.7	<8.7	<8.7	<8.7	<8.7	<8.7	<2.2
n-Butylbenzene	<5.0	----	13.6	10.9	<7.1	<7.1	<7.1	<7.1	9.6J	9.1 J	6.4
sec-Butylbenzene	<21.9	----	<21.9	<21.9	8.9J	17.0J	10.0J	16.1J	12.3J	11.7 J	11.9 J
tert-Butylbenzene	5.9 J	----	19.3	22.6	12.7	10.1J	15.6	18.4	13.5	14.7	15.3
Acetone	<29	<14.8	<29.5	<29.5	<27.4	<27.4	<27.4	<27.4	<27.4	<27.4	<6.9
Ethylbenzene	<5	<2.5	<5.0	<5.0	<2.2	<2.2	<2.2	<2.2	<3.2	<3.2	<0.80
Isopropylbenzene	16.2	16.3	63.9	34.4	46.2J	10.5J	20.7J	37.1J	46.6J	41.4 J	45.8
p-Isopropyltoluene	<5	3.3J	11.2	9.0J	<8.0	19.8J	9.1J	8.1J	<8.0	9.1 J	8.4
Naphthalene	<25	<12.5	58	28.8J	25.2J	<11.8	13.3J	27.5J	29.8J	29.0 J	35
n-Propylbenzene	22.6	23.3	104.0	55.2	60.4	22.9J	46.1J	63.9	90.4	71.6	72.8
Toluene	<5	<2.5	<5.0	<5.0	<1.7	<1.7	2.2J	<1.7	<2.7	<2.7	<0.67
Xylenes (total)	<15	<7.5	47.1	<15.0	<15.0	<15.0	<15.0	<15.0	23.1J	<15.0	5.9 J

Metals, mg/L

Arsenic	0.015J	----	0.0176	0.0139J	0.0075J	0.0055J	0.0115J	0.02J	.0108J	0.0096 J	<0.0083
Barium	0.198	----	0.242	0.264	0.183	0.187	0.242	0.232	0.155	0.194	0.198
Cadmium	<0.0013	----	<0.0013	<0.0013	<0.0013	<0.0013	<0.0013	<0.0013	<0.0013	<0.0013	<0.0013
Cobalt	0.0025J	----	0.003J	0.0033J	<0.0014	<0.0014	0.0029J	<0.0014	<0.0014	0.0015 J	0.0017 J
Iron	15.3	----	18.6	21.7	14.8	11.1	19.6	19.6	12.6	16.0	16.0
Lead	<0.0043	----	<0.0043	<0.0043	<0.0064	<0.0064	<0.0064	<0.0059	<0.0059	<0.0059	<0.0059
Manganese	1.04	----	1.28	1.39	1.08	1.32	1.18	1.14	0.801	1.05	1.01
Mercury	<0.00013	----	<0.00013	<0.00013	<0.000084	<0.000084	0.00016J	<0.000084	<0.000066	<0.000066	<0.000066
Vanadium	<0.0022	----	<0.0022	<0.0022	<0.0022	<0.0022	<0.0022	<0.0026	<0.0026	<0.0026	<0.0026

Dissolved Gases, ug/L

Ethane	----	----	----	----	----	----	----	----	----	----	----
Ethene	----	----	----	----	----	----	----	----	----	----	----
Methane	----	----	----	----	----	----	----	----	----	----	----

**Natural Attenuation
Parameters, mg/L**

Chloride	----	----	----	----	----	----	----	----	----	----	----
Nitrate as N	----	----	----	----	----	----	----	----	----	----	----
Sulfate	----	----	----	----	----	----	----	----	----	----	----
Total Alkalinity	195	----	207	241	----	----	250	----	169	----	----
Total Organic Carbon	----	----	5.3	6.3	5.2	1.6	5.7	4.4	2.5	4.5	4.5
pH	6.94	----	6.18	6.59	6.82	6.82	6.82	6.88	----	6.89	6.89
Conductivity (mS/cm)	323	----	0.285	0.433	0.400	0.400	0.352	0.533	0.262	0.333	0.333
Temperature (C)	9.59	----	12.12	9.76	11.4	11.4	8.95	10.00	10.22	12.09	12.09
ORP (mV)	-101.6	----	-59.1	-84.7	-124.7	-124.7	-107	-125.7	42.9	-290.3	-290.3
Dissolved Oxygen (mg/L)	0.89	----	0.13	0.47	0.18	0.18	0.53	1.40	0.80	0.30	0.30

Note: Please see notes provided at the end of this table.

Table 1
5S
Summary of Detected Compounds
Onalaska Superfund Landfill

Volatile Organic Compounds (VOC), ug/L	PAL	ES
1,2,4-Trimethylbenzene	96	480
1,3,5-Trimethylbenzene	96	480
n-Butylbenzene	-----	-----
sec-Butylbenzene	-----	-----
tert-Butylbenzene	-----	-----
Acetone	1800	9000
Ethylbenzene	140	700
Isopropylbenzene	-----	-----
p-Isopropyltoluene	-----	-----
Naphthalene	10	100
n-Propylbenzene	-----	-----
Toluene	160	800
Xylenes (total)	400	2,000

Metals, mg/L		
Arsenic	0.001	0.01
Barium	0.4	2
Cadmium	0.0005	0.005
Cobalt	0.008	0.04
Iron	0.15	0.3
Lead	0.0015	0.015
Manganese	0.060	0.300
Mercury	0.0002	0.002
Vanadium	0.006	0.03

Dissolved Gases, ug/L		
Ethane	----	----
Ethene	----	----
Methane	----	----

Natural Attenuation Parameters, mg/L		
Chloride	125	250
Nitrate as N	2	10
Sulfate	125	250
Total Alkalinity	----	----
Total Organic Carbon	----	----
pH	----	----
Conductivity (mS/cm)	----	----
Temperature (C)	----	----
ORP (mV)	----	----
Dissolved Oxygen (mg/L)	----	----

Note: Please see notes provided at the end of this table.

**Table 1
6S
Summary of Detected Compounds
Onalaska Superfund Landfill**

Volatile Organic

Compounds (VOC), ug/L	4/14/2009	4/28/2010	4/18/2012	5/16/2013	4/29/2014	10/14/2015	4/26/2016	4/20/2017	4/24/2018	4/22/2019	7/29/2020	PAL	ES
1,2,4-Trimethylbenzene	6.4	<0.20	<0.22	----	<0.50	<0.50	<0.50	<0.50	<0.50	<0.84	<0.84	96	480
Acetone	----	----	----	3.0	<3.0	6.3	<3.0	<3.0	<3.0	4.3J	<2.7	1800	9000
sec-Butylbenzene	8.3	4.9	<0.19	----	<2.2	<2.2	3.7	4.5J	<2.2	4.2J	<0.85	----	----
tert-Butylbenzene	15	14	1.9	----	5.3	1.0	7.3	9.0J	7.9	5.1	3.8	----	----
Chloroethane	<1.0	<1.0	<0.33	<0.44	<0.37	1.2	<0.37	<0.37	<0.37	<1.3	<1.3	80	400
cis-1,2-Dichloroethene	0.55	<0.50	<0.22	<0.42	0.27	0.41	0.4	<0.26	0.34J	<0.27	<0.27	7	70
Isopropylbenzene	3.7	<0.20	<0.21	----	0.14	<0.14	1.5	0.23J	0.33J	3.0J	<1.7	----	----

Metals, mg/L

Arsenic	0.00091	0.001	0.00093	<0.0044	<0.0072	<0.0072	<0.0072	0.0056J	<0.0054	<0.0054	<0.0083	0.001	0.01
Barium	0.19	0.24	0.210	0.198	0.211	0.231	0.253	0.347	0.341	0.284	0.358	0.4	2
Cadmium	<0.00012	<0.00061	<0.00010	<0.00038	<0.00060	<0.00060	<0.00060	<0.0013	<0.0013	<0.0013	<0.0013	0.0005	0.005
Calcium	----	----	----	50.6	57.2	----	----	----	----	----	----	----	----
Cobalt	0.0011	0.0021	0.0017	0.0019	0.0022	0.0018	0.0027	0.0035J	0.0037J	0.0019J	0.003J	0.008	0.04
Iron	0.21	0.54	0.150	0.188	0.200	0.166	0.213	0.366	0.294	0.162	0.415	0.15	0.3
Lead	<0.00012	0.0014	<0.00016	<0.0012	<0.0030	<0.0030	<0.0030	<0.0043	<0.0043	<0.0064	<0.0059	0.0015	0.015
Magnesium	----	----	----	19.7	21.4	----	----	----	----	----	----	----	----
Manganese	2.8	3.8	4.5	3.5	3.99	3.72	4.02	5.4	5.01	4.28	5.34	0.060	0.300
Mercury	<0.000065	<0.000065	<0.000070	<0.00010	<0.00010	<0.00010	<0.00018	<0.00013	<0.00013	0.00017J	<0.000066	0.0002	0.002
Potassium	----	----	----	2.09	2.08	----	----	----	----	----	----	----	----
Sodium	----	----	----	11.9	6.82	----	----	----	----	----	----	----	----
Vanadium	0.00031	<0.00061	0.00044	0.0047	<0.0040	0.0114	<0.0020	<0.0022	<0.0022	<0.0022	<0.0026	0.006	0.03

Dissolved Gases, ug/L

Ethane	----	----	----	----	----	----	----	----	----	----	----	----	----
Ethene	----	----	----	----	----	----	----	----	----	----	----	----	----
Methane	----	----	----	----	----	----	----	----	----	----	----	----	----

**Natural Attenuation
Parameters, mg/L**

Chloride	14	7.5	23	11.6	14.0	----	----	----	----	----	----	125	250
Nitrate as N	----	----	----	----	----	----	----	----	----	----	----	2	10
Sulfate	----	----	----	5.4	2.5	----	----	----	----	----	----	125	250
Total Alkalinity	290	300	260	186	244	223	248	327	283	270	273	----	----
Total Organic Carbon	----	----	----	----	----	----	----	----	3.1	4.0	3.8	----	----
pH	7.13	6.9	7.67	6.99	7.05	7.13	7.34	6.91	6.61	7.08	6.52	----	----
Conductivity (mS/cm)	579	490	420	0.275	0.364	0.391	0.385	0.452	0.557	0.342	0.365	----	----
Temperature (C)	7.4	8.4	11.7	7.42	8.41	9.81	8.70	8.50	9.30	7.44	9.09	----	----
ORP (mV)	+110	+110	97.1	2.7	-23.7	-10.2	-8.5	12.7	-1.8	-56.6	17.1	----	----
Dissolved Oxygen (mg/L)	2.0	2.5	4.0	0.3	0.65	0.22	0.22	0.70	0.37	0.70	----	----	----

Note: Please see notes provided at the end of this table.

Table 1
6M
Summary of Detected Compounds
Onalaska Superfund Landfill

Volatile Organic Compounds (VOC), ug/L	4/14/2009	10/28/2009	4/28/2010	10/28/2010	4/18/2012	5/16/2013	4/29/2014	10/14/2015	4/26/2016	10/4/2016	4/20/2017	4/24/2018	4/23/2019	7/29/2020	PAL	ES
Acetone	----	----	----	----	----	<2.6	<3.0	15.7	<3.0	<3.0	<3	<3.0	3.3J	3.3J	1800	9000
sec-Butylbenzene	<0.25	<0.25	5.0	1.3	<0.19	----	<2.2	<2.2	<2.2	<2.2	<2.2	<2.2	1.3J	<0.85	----	----
tert-Butylbenzene	<0.20	<0.20	5.8	2.3	<0.24	----	<0.18	<0.18	<0.18	<0.18	<0.18	<0.18	1.9	4.5	----	----
Chloroethane	----	----	1.2	1.1	<0.33	<0.44	----	----	----	----	----	<0.37	<1.3	<1.3	80	400
Chloromethane	----	----	<0.30	<0.30	<0.24	<0.39	<0.50	0.65	<0.50	<0.50	<0.50	<0.5	3.2J	<2.2	3	30
Isopropylbenzene	<0.20	<0.20	4.4	<0.20	<0.21	---	<0.12	<0.14	<0.14	<0.14	<0.14	<0.14	0.42J	<1.7	----	----
Naphthalene	<0.25	0.34	<0.25	<0.25	<0.24	<2.5	<2.5	<2.5	<2.5	<2.5	<2.5	<2.5	<1.2	<1.2	10	100
Vinyl chloride	----	----	<0.20	<0.20	0.28	<0.18	----	----	----	----	----	<0.18	<0.17	<0.17	0.02	0.2
Metals, mg/L																
Arsenic	0.00086	0.0011	0.0017	0.0013	0.00080	<0.0044	<0.0072	<0.0072	<0.0072	0.0078	<0.0054	<0.0054	<0.0054	<0.0083	0.001	0.01
Barium	0.38	0.93	2.3	2.2	1.1	2.28	1.19	1.46	1.1	1.2	1.17	1.06	1.79	2.41	0.4	2
Cadmium	<0.00012	<0.00061	<0.00061	<0.00012	<0.00010	<0.00038	<0.00060	<0.00060	<0.00060	<0.00060	<0.0013	<0.0013	<0.0013	<0.0013	0.0005	0.005
Calcium	----	----	----	----	----	80.8	48.7	----	----	----	----	----	----	----	----	----
Cobalt	0.00023	0.00085	0.003	0.0022	0.00020	0.0029	0.0018	0.0017	0.0014	0.0016	0.0019J	0.002J	0.0015J	0.0027J	0.008	0.04
Iron	<0.15	0.25	0.58	0.23	<0.037	0.0236	0.0131	<0.0129	<0.0129	<0.0129	<0.0155	0.0158J	0.0368J	0.0543J	0.15	0.3
Lead	0.00024	0.001	<0.00061	0.00072	0.00030	<0.0012	<0.0030	<0.0030	<0.0030	<0.0030	<0.0043	<0.0043	<0.0064	<0.0059	0.0015	0.015
Magnesium	----	----	----	----	----	18.7	11.0	----	----	----	----	----	----	----	----	----
Manganese	0.008	0.99	4	3.8	0.160	4.07	2.40	2.52	2.05	2.0	2.28	2.15	3.19	3.96	0.060	0.300
Mercury	<0.000065	<0.000065	<0.000065	<0.000065	<0.000070	<0.00010	<0.00010	<0.00010	<0.00018	<0.00013	<0.00013	<0.00013	0.00016J	<0.000066	0.0002	0.002
Potassium	----	----	----	----	----	1.27	0.811	----	----	----	----	----	----	----	----	----
Sodium	----	----	----	----	----	9.48	5.96	----	----	----	----	----	----	----	----	----
Vanadium	0.00017	<0.00061	<0.00061	<0.00061	<0.00034	0.0051	<0.0020	0.0075	<0.0020	<0.0020	<0.0022	<0.0022	<0.0022	<0.0026	0.006	0.03
Dissolved Gases, ug/L																
Ethane	----	----	----	----	----	----	----	----	----	----	----	----	----	----	----	----
Ethene	----	----	----	----	----	----	----	----	----	----	----	----	----	----	----	----
Methane	----	----	----	----	----	----	----	----	----	----	----	----	----	----	----	----
Natural Attenuation Parameters, mg/L																
Chloride	8.2	----	27	----	15	29.5	19.3	----	----	----	----	----	----	----	125	250
Nitrate as N	----	----	----	----	----	----	----	----	----	----	----	----	----	----	2	10
Sulfate	----	----	----	----	----	2.3	2.7	----	----	----	----	----	----	----	125	250
Total Alkalinity	170	----	350	----	150	226	169	174	142	145	145	135	208	272	----	----
Total Organic Carbon	----	----	----	----	----	----	----	----	----	----	----	2.8	2.7	3.1	----	----
pH	7.31	6.93	6.8	7.77	8.26	7.44	7.53	7.53	7.81	6.86	7.61	7.23	7.54	6.79	----	----
Conductivity (mS/cm)	551	460	570	476	290	0.39	0.291	0.314	0.234	0.244	0.239	0.271	0.316	0.365	----	----
Temperature (C)	8.8	11.1	8.1	-11.1	11.3	10.7	10.07	10.00	10.24	10.76	9.69	10.32	10.03	10.64	----	----
ORP (mV)	+175	-50	+81	-161.8	71.3	-12.4	-27.0	-23.9	-15.8	90.6	3.4	-18.6	-144.4	17.9	----	----
Dissolved Oxygen (mg/L)	4.0	4.0	2.0	0.5	3.0	0.3	0.57	0.33	0.11	0.06	0.72	0.14	0.40	----	----	

Note: Please see notes provided at the end of this table.

Table 1
7M
Summary of Detected Compounds
Onalaska Superfund Landfill

Volatile Organic Compounds (VOC), ug/L	4/18/2012	6/14/2012	5/16/2013	4/29/2014	10/13/2015	4/25/2016	4/19/2017	4/23/2018	4/22/2019	7/27/2020	PAL	ES
Vinyl chloride	34	<0.10	----	----	----	----	----	----	----	----	0.02	0.2
Metals, mg/L												
Arsenic	0.00260	----	0.0054	<0.0072	<0.0072	<0.0072	<0.0054	0.0087J	<0.0054	<0.0083	0.001	0.01
Barium	0.190	----	0.366	0.284	0.376	0.341	0.272	0.34	0.314	0.281	0.4	2
Cadmium	<0.00010	----	<0.00038	<0.00060	<0.00060	<0.00060	<0.0013	<0.0013	<0.0013	<0.0013	0.0005	0.005
Calcium	----	----	68.6	56.9	----	----	----	----	----	----	----	----
Cobalt	<0.00013	----	<0.00085	<0.00094	<0.00094	<0.00094	<0.0014	<0.0014	<0.0014	<0.0014	0.008	0.04
Iron	0.450	----	2.36	1.86	2.18	2.16	1.7	2.39	2.2	1.87	0.15	0.3
Lead	<0.00016	----	<0.0012	<0.0030	<0.0030	<0.0030	<0.0043	<0.0043	<0.0064	<0.0059	0.0015	0.015
Magnesium	----	----	17.2	14.4	----	----	----	----	----	----	----	----
Manganese	0.260	----	0.777	0.631	0.810	0.766	0.634	0.778	0.753	0.67	0.060	0.300
Mercury	<0.000070	----	<0.0001	<0.00010	<0.00010	<0.00018	<0.00013	<0.00013	0.00014J	<0.000066	0.0002	0.002
Potassium	----	----	1.38	1.08	----	----	----	----	----	----	----	----
Sodium	----	----	5.82	4.05	----	----	----	----	----	----	----	----
Vanadium	<0.00034	----	<0.0012	<0.0020	0.0025	<0.0020	<0.0022	<0.0022	<0.0022	<0.0026	0.006	0.03
Dissolved Gases, ug/L												
Ethane	<0.49	----	----	----	----	----	----	----	----	----	----	----
Ethene	0.66	----	----	----	----	----	----	----	----	----	----	----
Methane	3.6	----	----	----	----	----	----	----	----	----	----	----
Natural Attenuation Parameters, mg/L												
Chloride	2.0	----	5.0	7.8	----	----	----	----	----	----	125	250
Nitrate as N	2.7	----	----	----	----	----	----	----	----	----	2	10
Sulfate	2.0	----	7.4	8.0	----	----	----	----	----	----	125	250
Total Alkalinity	30	----	209	205	223	220	211	195	205	207	---	---
Total Organic Carbon	2.8	----	----	----	----	----	----	1.4	1.4	1.5	---	---
pH	8.33	----	7.16	7.82	7.64	7.85	7.69	7.38	7.69	5.84	---	---
Conductivity (mS/cm)	290	----	0.316	0.321	0.399	0.347	0.315	0.468	0.359	0.295	---	---
Temperature (C)	13.7	----	10.49	10.09	10.05	10.85	9.89	10.61	10.34	10.81	---	---
ORP (mV)	37.3	----	-122.4	-182.5	-129.3	-152.7	-135.1	-146.2	-182.2	-76.4	---	---
Dissolved Oxygen (mg/L)	5.5	----	0.28	0.75	0.54	0.11	0.91	0.44	2.13	0.87	---	---

Note: Please see notes provided at the end of this table.

Table 1
8S
Summary of Detected Compounds
Onalaska Superfund Landfill

Volatile Organic Compounds (VOC), ug/L	4/14/2009	Duplicate 4/14/09	4/28/2010	Duplicate 4/28/10	4/18/2012	5/17/2013	4/28/2014	10/13/2015	4/25/2016	4/19/2017	4/23/2018	4/23/18 DUP	4/22/2019	7/29/2020	PAL	ES
Acetone	----	----	----	----	----	<2.6	<3.0	<3.0	<3.0	<3.0	<3.0	<3.0	4.5J	<2.7	1800	9000
sec-Butylbenzene	----	----	<0.25	0.66	<0.19	----	----	----	----	----	<2.2	<2.2	<0.85	<0.85	----	----
tert-Butylbenzene	----	----	<0.20	0.24	<0.24	----	<0.18	<0.18	<0.18	<0.18	<0.18	<0.18	<0.30	<0.30	----	----
Metals, mg/L																
Arsenic	0.00036	----	<0.00061	----	0.00043	<0.0044	<0.0072	<0.0072	<0.0072	<0.0054	<0.0054	<0.0054	<0.0054	<0.0083	0.001	0.01
Barium	0.06	----	0.060	----	0.052	0.0271	0.0248	0.0374	0.0308	0.0259	0.0253	0.026	0.027	0.0313	0.4	2
Cadmium	<0.00012	----	<0.00061	----	<0.00010	<0.00038	<0.00060	<0.00060	<0.00060	<0.0013	<0.0013	<0.0013	<0.0013	<0.0013	0.0005	0.005
Calcium	----	----	----	----	----	40.9	47.6	----	----	----	----	----	----	----	----	----
Cobalt	0.00028	----	<0.00061	----	0.00033	<0.00085	<0.00094	<0.00094	<0.00094	<0.0014	<0.0014	<0.0014	<0.0014	<0.0014	0.008	0.04
Iron	<0.15	----	0.330	----	<0.037	<0.0140	<0.0129	0.0216	<0.0129	<0.0155	<0.0155	<0.0155	<0.0354	0.0435J	0.15	0.3
Lead	<0.00012	----	<0.00061	----	<0.00016	<0.0012	<0.0030	0.0031	0.0032	<0.0043	<0.0043	<0.0043	<0.0064	<0.0059	0.0015	0.015
Magnesium	----	----	----	----	----	16.5	19.1	----	----	----	----	----	----	----	----	----
Manganese	0.61	----	0.570	----	0.900	0.330	0.335	0.530	0.358	0.245	0.279	0.294	0.204	0.153	0.060	0.300
Mercury	<0.000065	----	<0.000065	----	<0.000070	<0.00010	<0.00010	<0.00010	<0.00018	<0.00013	<0.00013	<0.00013	0.00015J	<0.000066	0.0002	0.002
Potassium	----	----	----	----	----	0.757	0.718	----	----	----	----	----	----	----	----	----
Sodium	----	----	----	----	----	9.66	8.49	----	----	----	----	----	----	----	----	----
Vanadium	0.00055	----	0.00064	----	0.00061	<0.0012	<0.0020	0.0032	<0.0020	<0.0022	<0.0022	<0.0022	<0.0022	<0.0026	0.006	0.03
Dissolved Gases, ug/L																
Ethane	----	----	----	----	----	----	----	----	----	----	----	----	----	----	----	----
Ethene	----	----	----	----	----	----	----	----	----	----	----	----	----	----	----	----
Methane	----	----	----	----	----	----	----	----	----	----	----	----	----	----	----	----
Natural Attenuation Parameters, mg/L																
Chloride	22	----	16	----	11	9.1	9.1	----	----	----	----	----	----	----	125	250
Nitrate as N	----	----	----	----	----	----	----	----	----	----	----	----	----	----	2	10
Sulfate	----	----	----	----	----	4.2	3.8	----	----	----	----	----	----	----	125	250
Total Alkalinity	240	----	220	----	200	156	215	236	219	213	176	177	223	215	----	----
Total Organic Carbon	----	----	----	----	----	----	----	----	----	----	1.3	1.4	1.5	1.3	----	----
pH	7.29	----	7.1	----	8.15	7.24	7.25	7.27	7.43	7.26	6.83	6.83	7.27	5.77	----	----
Conductivity (mS/cm)	493	----	410	----	350	0.223	0.309	0.385	0.321	0.322	0.360	0.360	0.325	0.304	----	----
Temperature (C)	7.5	----	8.6	----	13.6	8.85	8.23	12.18	9.07	8.78	9.02	9.02	8.2	11.06	----	----
ORP (mV)	+15	----	-3	----	-13.8	36	124.6	-23.0	39.9	41.0	78.3	78.3	-18.9	12.6	----	----
Dissolved Oxygen (mg/L)	5	----	4.0	----	5.5	7.1	8.26	2.50	3.88	6.04	4.28	4.28	5.82	4.57	----	----

Note: Please see notes provided at the end of this table.

Table 1
8M
Summary of Detected Compounds
Onalaska Superfund Landfill

Volatile Organic Compounds (VOC), ug/L	4/14/2009	10/28/2009	4/28/2010	10/28/2010	4/18/2012	5/17/2013	4/28/2014	10/13/2015	4/26/2016	4/19/2017	4/23/2018	4/22/2019	7/29/2020	PAL	ES
1,2,4-Trimethylbenzene	<0.20	<0.20	<0.20	<0.20	<0.22	1.7	<0.50	234	<0.50	<0.50	<0.50	<0.84	<0.84	96	480
1,3,5-Trimethylbenzene	<0.20	<0.20	<0.20	<0.20	<0.23	<2.5	<0.50	<0.50	<0.50	<0.50	<0.50	<0.87	<0.87	96	480
sec-Butylbenzene	<0.25	<0.25	0.43	1.3	<0.19	----	<2.2	20.7	<2.2	<2.2	<2.2	<0.85	<0.85	----	----
tert-Butylbenzene	<0.20	<0.20	<0.20	0.34	<0.24	----	<0.18	2.6	0.57	<0.18	<0.18	<0.30	<0.30	----	----
Chloroethane	<1.0	<1.0	<1.0	<1.0	<0.33	<0.44	<0.37	<0.37	<0.37	0.38J	<0.37	<1.3	<1.3	80	400
cis-1,2-Dichloroethene	<0.50	<0.50	<0.50	<0.50	<0.22	<0.42	<0.26	0.33	<0.26	0.31J	<0.26	<0.27	<0.27	7	70
Isopropylbenzene	<0.20	<0.20	<0.20	<0.20	<0.21	----	<0.12	12.4	<0.14	<0.14	<0.14	<0.39	<1.7	----	----
Trichloroethene	0.26	<0.20	<0.20	<0.20	<0.18	<0.43	<0.33	<0.33	<0.33	<0.33	<0.33	<0.26	<0.26	0.5	5
n-Propylbenzene	----	----	----	----	----	----	----	4.2	<0.50	<0.50	<0.5	<0.81	<0.81	----	----
Metals, mg/L															
Arsenic	0.0018	0.0023	0.0023	0.0021	0.0014	<0.0044	<0.0072	<0.0072	<0.0072	<0.0054	<0.0054	0.0115J	<0.0083	0.001	0.01
Barium	0.51	0.56	0.720	0.730	0.320	0.933	0.512	1.00	0.736	0.711	0.586	0.497	0.596	0.4	2
Cadmium	<0.00012	<0.00061	<0.00061	<0.00012	<0.00010	<0.00038	<0.00060	<0.00060	<0.00060	<0.0013	<0.0013	<0.0013	<0.0013	0.0005	0.005
Calcium	----	----	----	----	----	91.4	49.5	----	----	----	----	----	----	----	----
Cobalt	0.00032	<0.00061	0.00067	<0.00061	0.00013	0.0011	<0.00094	0.0010	0.0012	0.0016J	<0.0014	<0.0014	<0.0014	0.008	0.04
Iron	<0.15	0.29	0.430	0.230	<0.037	0.488	0.246	0.454	0.367	0.334	0.247	0.172	0.188	0.15	0.3
Lead	<0.00012	<0.00061	<0.00061	<0.00061	<0.00016	0.0014	<0.0030	<0.0030	<0.0030	<0.0043	0.0065J	<0.0064	<0.0059	0.0015	0.015
Magnesium	----	----	----	----	----	25.5	14.0	----	----	----	----	----	----	----	----
Manganese	0.48	1.6	2.8	3	0.0089	4.59	2.48	4.96	3.86	3.67	2.8	2.27	2.58	0.060	0.300
Mercury	<0.000065	<0.000065	<0.000065	<0.000065	<0.000070	<0.00010	<0.00010	<0.00010	<0.00018	<0.00013	<0.00013	<0.000084	<0.000066	0.0002	0.002
Potassium	----	----	----	----	----	1.88	1.23	----	----	----	----	----	----	----	----
Sodium	----	----	----	----	----	9.18	6.94	----	----	----	----	----	----	----	----
Vanadium	0.00016	<0.00061	<0.00061	<0.00061	<0.00034	0.0055	<0.0020	0.0139	<0.0020	<0.0022	<0.0022	<0.0022	<0.0026	0.006	0.03
Dissolved Gases, ug/L															
Ethane	----	----	----	----	----	----	----	----	----	----	----	----	----	----	----
Ethene	----	----	----	----	----	----	----	----	----	----	----	----	----	----	----
Methane	----	----	----	----	----	----	----	----	----	----	----	----	----	----	----
Natural Attenuation Parameters, mg/L															
Chloride	15	----	8.4	----	18	7.5	12.4	----	----	----	----	----	----	125	250
Nitrate as N	----	----	----	----	----	----	----	----	----	----	----	----	----	2	10
Sulfate	----	----	----	----	----	2.7	4.3	----	----	----	----	----	----	125	250
Total Alkalinity	280	----	270	----	250	309	192	339	263	236	152	153	178	----	----
Total Organic Carbon	----	----	----	----	----	----	----	----	----	----	2	2.3	2.3	----	----
pH	7.25	6.83	7.0	7.87	8.02	7.32	7.48	7.33	7.55	7.37	7.17	7.58	5.92	----	----
Conductivity (mS/cm)	557	390	110	443	410	0.44	0.313	0.540	0.389	0.363	0.360	0.268	0.260	----	----
Temperature (C)	8.2	11.2	10.0	-10.9	12.7	10.8	10.67	10.09	10.43	10.04	10.67	10.27	10.59	----	----
ORP (mV)	-30	-37	-40	-134.4	-57.8	-62.5	-107.4	-51.9	-60.2	-50.1	-48.4	-98.2	12.1	----	----
Dissolved Oxygen (mg/L)	2.0	3.0	2.5	0.75	3.2	0.38	0.74	0.36	0.20	0.72	0.30	0.37	0.14	----	----

Note: Please see notes provided at the end of this table.

**Table 1
9M
Summary of Detected Compounds
Onalaska Superfund Landfill**

Volatile Organic Compounds (VOC), ug/L	4/18/2012	6/14/2012	5/16/2013	4/29/2014	10/14/2015	4/26/2016	4/20/2017	4/24/2018	4/23/2019	7/30/2020	PAL	ES
Vinyl chloride	0.66	<0.10	----	----	----	----	----	----	----	----	0.02	0.2
Metals, mg/L												
Arsenic	0.0065	----	0.0061	<0.0072	<0.0072	<0.0072	0.0061J	0.0078J	<0.0054	<0.0083	0.001	0.01
Barium	0.050	----	0.193	0.174	0.162	0.157	0.161	0.172	0.161	0.161	0.4	2
Cadmium	<0.00010	----	0.00043	<0.00060	<0.00060	<0.00060	<0.0013	<0.0013	<0.0013	<0.0013	0.0005	0.005
Calcium	----	----	69.2	63.6	----	----	----	----	----	----	----	----
Cobalt	<0.00013	----	<0.00085	<0.00094	<0.00094	<0.00094	<0.0014	<0.0014	<0.0014	<0.0014	0.008	0.04
Iron	<0.037	----	2.84	2.56	2.12	2.35	2.3	2.53	2.33	2.33	0.15	0.3
Lead	<0.00016	----	<0.0012	<0.0030	<0.0030	<0.0030	<0.0043	<0.0043	<0.0064	<0.0059	0.0015	0.015
Magnesium	----	----	16.7	15.4	----	----	----	----	----	----	----	----
Manganese	0.0066	----	1.02	0.911	0.879	0.866	0.881	0.914	0.866	0.868	0.060	0.300
Mercury	<0.000070	----	<0.00010	<0.00010	<0.00010	<0.00018	<0.00013	<0.00013	<0.000084	<0.000066	0.0002	0.002
Potassium	----	----	1.56	1.28	----	----	----	----	----	----	----	----
Sodium	----	----	9.76	6.87	----	----	----	----	----	----	----	----
Vanadium	<0.00034	----	<0.0012	<0.0020	0.0030	<0.0020	<0.0022	<0.0022	<0.0022	<0.0026	0.006	0.03
Dissolved Gases, ug/L												
Ethane	----	----	----	----	----	----	----	----	----	----	---	---
Ethene	----	----	----	----	----	----	----	----	----	----	---	---
Methane	----	----	----	----	----	----	----	----	----	----	---	---
Natural Attenuation Parameters, mg/L												
Chloride	7.8	----	13.8	32.5	----	----	----	----	----	----	125	250
Nitrate as N	----	----	----	----	----	----	----	----	----	----	2	10
Sulfate	----	----	3.4	4.5	----	----	----	----	----	----	125	250
Total Alkalinity	150	----	213	202	206	199	194	184	184	192	---	---
Total Organic Carbon	----	----	----	----	----	----	----	2	2.3	2.5	---	---
pH	7.61	----	7.56	10.18	7.68	7.88	7.70	7.44	7.75	6.30	---	---
Conductivity (mS/cm)	290	----	0.34	0.382	0.342	0.322	0.337	0.411	0.321	0.305	---	---
Temperature (C)	14.3	----	10.75	10.42	10.19	10.51	10.1	10.69	10.40	10.69	---	---
ORP (mV)	51.6	----	-146.9	-596.0	-136.1	-152.5	-155.3	-152.3	-194.2	20.4	---	---
Dissolved Oxygen (mg/L)	7.0	----	0.35	0.63	0.44	0.37	0.73	0.18	0.27	0.13	---	---

Note: Please see notes provided at the end of this table.

Table 1
10M
Summary of Detected Compounds
Onalaska Superfund Landfill

Volatile Organic Compounds (VOC), ug/L	4/18/2012	5/16/2013	4/29/2014	10/14/2015	4/26/2016	4/20/2017	4/24/2018	4/23/2019	7/30/2020	PAL	ES
Metals, mg/L											
Arsenic	0.00055	<0.0044	<0.0072	<0.0072	<0.0072	<0.0054	<0.0054	<0.0054	<0.0083	0.001	0.01
Barium	0.015	0.0624	0.0343	0.0442	0.0554	0.0588	0.0807	0.068	0.0552	0.4	2
Cadmium	<0.00010	<0.00038	<0.00060	<0.00060	<0.00060	<0.0013	<0.0013	<0.0013	<0.0013	0.0005	0.005
Calcium	----	59.8	37.8	----	----	----	----	----	----	----	----
Cobalt	<0.00013	<0.00085	<0.00094	<0.00094	<0.00094	<0.0014	0.0015J	<0.0014	<0.0014	0.008	0.04
Iron	<0.037	<0.0140	<0.0129	<0.0129	<0.0129	<0.0155	<0.0155	<0.0354	<0.0352	0.15	0.3
Lead	<0.00016	<0.0012	<0.0030	<0.0030	<0.0030	<0.0043	0.0044J	<0.0064	<0.0059	0.0015	0.015
Magnesium	----	24.6	15.4	----	----	----	----	----	----	----	----
Manganese	0.0016	1.94	1.19	1.36	1.68	1.44	1.79	1.74	1.37	0.060	0.300
Mercury	<0.000070	<0.00010	<0.00010	<0.00010	<0.00018	<0.00013	<0.00013	<0.000084	<0.000066	0.0002	0.002
Potassium	----	1.39	0.981	----	----	----	----	----	----	----	----
Sodium	----	4.03	2.76	----	----	----	----	----	----	----	----
Vanadium	0.00047	0.0027	<0.0020	0.0048	<0.0020	<0.0022	<0.0022	<0.0022	<0.0026	0.006	0.03
Natural Attenuation Parameters, mg/L											
Chloride	7.4	19.1	9.7	----	----	----	----	----	----	125	250
Nitrate as N	----	----	----	----	----	----	----	----	----	2	10
Sulfate	----	3.4	5.2	----	----	----	----	----	----	125	250
Total Alkalinity	130	200	160	241	209	183	228	209	167	----	----
Total Organic Carbon	----	----	----	----	----	----	2.2	2.2	2.4	----	----
pH	7.66	7.42	8.86	7.63	7.74	7.53	7.30	7.52	6.80	----	----
Conductivity (mS/cm)	270	0.333	0.258	0.285	0.334	0.319	0.431	0.335	0.252	----	----
Temperature (C)	13.2	10.89	10.72	10.4	10.74	10.26	10.86	10.56	10.94	----	----
ORP (mV)	24.7	10.5	-444.4	-46.3	10.2	33.5	23.4	-95.8	20.8	----	----
Dissolved Oxygen (mg/L)	5.0	0.4	0.56	0.51	0.24	0.83	0.19	0.32	0.22	----	----

Note: Please see notes provided at the end of this table.

Table 1
11M
Summary of Detected Compounds
Onalaska Superfund Landfill

Volatile Organic Compounds (VOC), ug/L	4/18/2012	6/14/2012	5/16/2013	4/29/2014	10/14/2015	4/26/2016	4/20/2017	4/24/2018	4/24/2019	7/30/2020	PAL	ES
Vinyl chloride	0.31	<0.10	----	----	----	----	----	----	----	----	0.02	0.2
Metals, mg/L												
Arsenic	0.00087	----	<0.0044	0.0078	<0.0072	<0.0072	0.0068J	0.0056J	<0.0054	<0.0083	0.001	0.01
Barium	0.078	----	0.223	0.170	0.181	0.182	0.204	0.226	0.226	0.188	0.4	2
Cadmium	<0.00010	----	<0.00038	<0.00060	<0.00060	<0.00060	<0.0013	<0.0013	<0.0013	<0.0013	0.0005	0.005
Calcium	----	----	78.4	61.1	----	----	----	----	----	----	---	---
Cobalt	<0.00013	----	<0.00085	<0.00094	<0.00094	<0.00094	<0.0014	<0.0014	<0.0014	<0.0014	0.008	0.04
Iron	<0.037	----	4.14	3.03	2.89	3.3	3.25	3.61	3.47	2.54	0.15	0.3
Lead	<0.00016	----	<0.0012	<0.0030	<0.0030	<0.0030	<0.0043	0.0045J	<0.0064	<0.0059	0.0015	0.015
Magnesium	----	----	16.8	13.0	----	----	----	----	----	----	---	---
Manganese	0.0023	----	1.48	1.11	1.16	1.18	1.22	1.26	1.2	1.08	0.060	0.300
Mercury	<0.000070	----	<0.00010	<0.00010	<0.00010	<0.00018	<0.00013	<0.00013	<0.000084	<0.000066	0.0002	0.002
Potassium	----	----	1.38	1.05	----	----	----	----	----	----	---	---
Sodium	----	----	3.79	2.84	----	----	----	----	----	----	---	---
Vanadium	<0.00034	----	<0.0012	<0.0020	0.0028	<0.0020	<0.0022	<0.0022	<0.0022	<0.0026	0.006	0.03
Dissolved Gases, ug/L												
Ethane	----	----	----	----	----	----	----	----	----	----	---	---
Ethene	----	----	----	----	----	----	----	----	----	----	---	---
Methane	----	----	----	----	----	----	----	----	----	----	---	---
Natural Attenuation Parameters, mg/L												
Chloride	9.2	----	20.0	6.9	----	----	----	----	----	----	125	250
Nitrate as N	----	----	----	----	----	----	----	----	----	----	2	10
Sulfate	----	----	9.0	11.4	----	----	----	----	----	----	125	250
Total Alkalinity	75	----	205	209	205	203	198	195	202	186	---	---
Total Organic Carbon	----	---	----	----	----	----	----	0.87	1.1	1.1	---	---
pH	7.39	----	7.53	9.77	7.61	7.83	7.60	7.42	7.55	6.35	---	---
Conductivity (mS/cm)	330	----	0.356	0.342	0.333	0.317	0.358	0.446	0.373	0.291	---	---
Temperature (C)	12.6	----	10.6	10.25	10.23	10.35	9.87	10.64	10.28	10.71	---	---
ORP (mV)	17.7	----	-141.8	-545.2	-129.4	-149.2	-148.9	-153.9	-194.5	21.0	---	---
Dissolved Oxygen (mg/L)	4.5	----	0.42	0.78	0.73	0.30	0.76	0.23	0.29	0.12	---	---

Note: Please see notes provided at the end of this table.

Table 1
12S
Summary of Detected Compounds
Onalaska Superfund Landfill

Volatile Organic Compounds (VOC), ug/L	10/13/2015	4/25/2016	4/19/2017	4/23/2018	4/24/2019	7/27/2020	PAL	ES
Metals, mg/L								
Arsenic	<0.0072	<0.0072	<0.0054	<0.0054	<0.0054	<0.0083	0.001	0.01
Barium	0.0206	0.0199	0.0169	0.0186	0.0194	0.0188	0.4	2
Cadmium	<0.00060	<0.00060	<0.0013	<0.0013	<0.0013	<0.0013	0.0005	0.005
Cobalt	<0.00094	<0.00094	<0.0014	<0.0014	<0.0014	<0.0014	0.008	0.04
Iron	<0.0129	<0.0129	<0.0155	<0.0155	<0.0354	<0.0352	0.15	0.3
Lead	<0.0030	<0.0030	<0.0043	<0.0043	<0.0064	<0.0059	0.0015	0.015
Manganese	<0.0014	<0.0014	<0.0011	<0.0011	<0.0011	<0.0015	0.060	0.300
Mercury	<0.00010	<0.00018	<0.00013	<0.00013	<0.000084	<0.000066	0.0002	0.002
Vanadium	<0.0020	<0.0020	<0.0022	<0.0022	<0.0022	<0.0026	0.006	0.03
Dissolved Gases, ug/L								
Ethane	---	---	---	---	---	---	---	---
Ethene	---	---	---	---	---	---	---	---
Methane	---	---	---	---	---	---	---	---
Natural Attenuation Parameters, mg/L								
Chloride	---	---	---	---	---	---	125	250
Nitrate as N	---	---	---	---	---	---	2	10
Sulfate	---	---	---	---	---	---	125	250
Total Alkalinity	210	192	199	206	189	198	---	---
Total Organic Carbon	---	---	---	0.64J	0.96	0.76	---	---
pH	7.32	7.54	7.24	7.10	7.25	---	---	---
Conductivity (mS/cm)	0.351	0.358	0.303	0.381	0.294	0.286	---	---
Temperature (C)	11.81	9.21	8.89	9.24	8.28	10.77	---	---
ORP (mV)	-8.9	30.4	48.4	70.5	-25.0	272.1	---	---
Dissolved Oxygen (mg/L)	5.64	4.32	6.29	6.01	4.2	3.93	---	---

Note: Please see notes provided at the end of this table.

**Table 1
14S
Summary of Detected Compounds
Onalaska Superfund Landfill**

Volatile Organic Compounds (VOC), ug/L	4/25/18												PAL	ES
	4/15/2009	4/28/2010	4/19/2012	5/17/2013	4/28/2014	10/15/2015	4/27/2016	4/21/2017	4/25/2018	DUP	4/24/2019	7/30/2020		
1,2,4-Trimethylbenzene	0.81	1.9	1.3	3.3	1.8	5.3	6.5	7.1	4.1	3.7	4.2	6	96	480
1,3,5-Trimethylbenzene	0.21	0.49	<0.23	---	0.52	1.3	1.3	1.2	0.95J	0.82J	<0.87	1.0J	96	480
Acetone	---	---	---	3.2	<3.0	<3.0	<3.0	<3.0	<3.0	<3.0	3.1J	<2.7	1800	9000
n-Butylbenzene	1.0	1.8	<0.21	---	1.5	3.5	<0.50	<0.50	2.6	<0.50	2.3J	2.6	---	---
sec-Butylbenzene	0.46	1.1	0.60	---	<2.2	<2.2	<2.2	<2.2	<2.2	<2.2	1.3J	1.4J	---	---
tert-Butylbenzene	---	---	---	---	<0.18	0.21	0.21	0.19J	<0.18	<0.18	<0.30	<0.30	---	---
Ethylbenzene	<0.50	0.52	0.25	0.65	<0.50	1.1	1.2	0.76J	0.67J	0.56J	0.60J	0.58J	140	700
Isopropylbenzene	0.46	1.1	0.58	---	0.72	1.9	2.2	1.9	1.3	1.3	2.6J	<1.7	---	---
p-Isopropyltoluene	---	0.57	<0.24	---	<0.13	0.58	<0.50	3.1	<0.5	<0.5	<0.80	<0.80	---	---
Naphthalene	3.1	11	8.9	16.3	10.7	31.2	31.1	31.2	21.6	19.7	22.6	25.3	10	100
n-Propylbenzene	---	1.3	0.69	---	1.2	2.9	3.0	2.6	1.9	1.8	1.7J	1.9J	---	---
Xylenes (total)	<0.50	1.6	0.85	1.7	<1.5	3.1	3.5	3.1	2.1J	1.9J	1.7J	1.9J	400	2,000
Metals, mg/L														
Arsenic	0.00046	0.001	0.00041	<0.0044	<0.0072	<0.0072	<0.0072	<0.0083	<0.0054	<0.0054	<0.0054	<0.0083	0.001	0.01
Barium	0.097	0.13	0.080	0.117	0.110	0.161	0.0989	0.100	0.088	0.0881	0.0764	0.1080	0.4	2
Cadmium	<0.00012	<0.00061	<0.00010	0.00044	<0.00060	<0.00060	<0.00060	<0.0013	<0.0013	<0.0013	<0.0013	<0.0013	0.0005	0.005
Calcium	---	---	---	45.6	32.3	---	---	---	---	---	---	---	---	---
Cobalt	0.00067	0.00086	0.00067	<0.00085	<0.00094	<0.00094	<0.00094	<0.0014	<0.0014	0.0014J	<0.0014	<0.0014	0.008	0.04
Iron	4.1	17	2.3	7.27	9.85	12.1	7.4	6.73	5.13	5.20	4.34	5.12	0.15	0.3
Lead	<0.00012	<0.00061	<0.00016	<0.0012	<0.0030	<0.0030	<0.0030	<0.0043	<0.0043	<0.0043	<0.0064	<0.0059	0.0015	0.015
Magnesium	---	---	---	15.2	12.6	---	---	---	---	---	---	---	---	---
Manganese	0.95	1.8	0.800	1.26	1.77	2.09	1.16	1.000	0.852	0.886	0.612	0.833	0.060	0.300
Mercury	<0.000065	<0.000065	<0.000070	<0.00010	<0.00010	<0.00010	<0.00018	<0.00013	<0.00013	<0.00013	<0.000084	<0.000066	0.0002	0.002
Potassium	---	---	---	4.9	4.48	---	---	---	---	---	---	---	---	---
Sodium	---	---	---	6.34	5.87	---	---	---	---	---	---	---	---	---
Vanadium	0.00037	<0.00061	<0.00034	0.0022	<0.0020	0.0066	<0.0020	<0.0022	<0.0022	<0.0022	<0.0022	<0.0026	0.006	0.03
Dissolved Gases, ug/L														
Ethane	---	---	---	---	---	---	---	---	---	---	---	---	---	---
Ethene	---	---	---	---	---	---	---	---	---	---	---	---	---	---
Methane	---	---	---	---	---	---	---	---	---	---	---	---	---	---
Natural Attenuation Parameters, mg/L														
Chloride	5.1	5.3	7.6	5.2	4.8	---	---	---	---	---	---	---	125	250
Nitrate as N	---	---	---	---	---	---	---	---	---	---	---	---	2	10
Sulfate	---	---	---	6.8	5.0	---	---	---	---	---	---	---	125	250
Total Alkalinity	150	220	160	149	145	233	176	169	156	162	147	199	---	---
Total Organic Carbon	---	---	---	---	---	---	---	---	3	3	3.4	3.9	---	---
pH	7.19	7.2	8.09	6.36	7.05	6.68	7.22	6.85	6.48	6.48	6.80	6.28	---	---
Conductivity (mS/cm)	239	380	280	0.237	0.234	0.386	0.254	0.266	0.288	0.288	0.199	0.274	---	---
Temperature (C)	5.7	9.8	9.1	7.61	7.45	10.85	8.02	7.78	7.71	7.71	6.95	10.64	---	---
ORP (mV)	-19	-73	-93.6	-12.3	-60.4	-46.9	-61.7	-55.4	-48.0	-48.0	-84.2	7.4	---	---
Dissolved Oxygen (mg/L)	3.0	2.0	2.0	3.4	11.09	0.55	0.43	0.87	1.30	1.30	1.36	0.21	---	---

Note: Please see notes provided at the end of this table.

Table 1
15M
Summary of Detected Compounds
Onalaska Superfund Landfill

Volatile Organic Compounds (VOC), ug/L	Duplicate								
	4/14/2009	4/28/2010	4/18/2012	4/18/2012	5/15/2013	4/29/2014	10/13/2015	4/26/2016	4/20/2017
1,2,4-Trimethylbenzene	<0.20	<0.20	<0.22	<0.22	2.6	<0.50	<0.50	<0.50	<0.50
sec-Butylbenzene	<0.25	0.51	<0.19	<0.19	----	<2.2	<2.2	<2.2	<2.2
tert-Butylbenzene	<0.20	0.40	<0.24	<0.24	----	<0.18	<0.18	<0.18	<0.18
Vinyl chloride		<0.20	0.32	<0.13	<0.18	<0.18	<0.18	<0.18	<0.18

Metals, mg/L									
Arsenic	0.00028	0.0019	0.00026	----	<0.0044	<0.0072	<0.0072	<0.0072	<0.0054
Barium	0.35	0.410	0.320	----	0.720	0.301	0.388	0.376	0.526
Cadmium	<0.00012	<0.00061	<0.00010	----	<0.00038	<0.00060	<0.00060	<0.00060	<0.0013
Calcium	----	----	----	----	78	30.3	----	----	----
Cobalt	0.00056	0.00077	0.00055	----	0.0012	<0.00094	<0.00094	<0.00094	<0.0014
Iron	<0.15	1	0.210	----	0.494	0.355	0.424	0.336	0.38
Lead	0.00081	0.0016	0.0023	----	<0.0012	<0.0030	<0.0030	<0.0030	<0.0043
Magnesium	----	----	----	----	20.1	7.89	----	----	----
Manganese	2.1	2.4	1.7	----	4.04	1.60	1.81	1.67	2.04
Mercury	<0.000065	<0.000065	<0.000070	----	<0.0001	<0.00010	<0.00010	<0.00018	<0.00013
Potassium	----	----	----	----	1.54	0.712	----	----	----
Sodium	----	----	----	----	6.21	2.69	----	----	----
Vanadium	<0.00012	<0.00061	<0.00034	----	0.0051	<0.0020	0.0057	<0.0020	<0.0022

Dissolved Gases, ug/L									
Ethane	----	----	----	----	----	----	----	----	----
Ethene	----	----	----	----	----	----	----	----	----
Methane	----	----	----	----	----	----	----	----	----

Natural Attenuation Parameters, mg/L									
Chloride	4.4	4.9	7.4	----	12.6	9.7	----	----	----
Nitrate as N	---	---	---	----	----	----	----	----	----
Sulfate	---	---	---	----	3.9	5.6	----	----	----
Total Alkalinity	140	160	100	----	243	108	124	110	146
Total Organic Carbon	---	---	---	----	----	----	----	----	----

pH	7.59	7.4	7.46	----	7.35	7.67	7.57	7.85	7.64
Conductivity (mS/cm)	410	300	180	----	0.374	0.189	0.220	0.209	0.264
Temperature (C)	8.2	9.5	12.0	----	10.85	10.22	10.01	10.37	9.83
ORP (mV)	+259	+179	125.1	----	-69.1	-134.8	-90.3	-103.7	-98.2
Dissolved Oxygen (mg/L)	2	3.0	4.2	----	0.55	0.76	0.41	0.13	0.64

Note: Please see notes provided at the end of this table.

Table 1
15M
Summary of Detected Compounds
Onalaska Superfund Landfill

Volatile Organic

Compounds (VOC), ug/L	4/23/2018	4/22/2019	7/29/2020	PAL	ES
1,2,4-Trimethylbenzene	----	----	----	96	480
sec-Butylbenzene	----	----	----	----	----
tert-Butylbenzene	----	----	----	----	----
Vinyl chloride	----	----	----	0.02	0.2

Metals, mg/L

Arsenic	<0.0054	0.0077J	<0.0083	0.001	0.01
Barium	0.595	0.533	0.900	0.4	2
Cadmium	<0.0013	<0.0013	<0.0013	0.0005	0.005
Calcium	----	----	----	----	----
Cobalt	<0.0014	<0.0014	<0.0014	0.008	0.04
Iron	0.299	0.216	0.46	0.15	0.3
Lead	<0.0043	<0.0064	<0.0059	0.0015	0.015
Magnesium	----	----	----	----	----
Manganese	2.27	2.00	3.33	0.060	0.300
Mercury	<0.00013	<0.000084	<0.000066	0.0002	0.002
Potassium	----	----	----	----	----
Sodium	----	----	----	----	----
Vanadium	<0.0022	<0.0022	<0.0026	0.006	0.03

Dissolved Gases, ug/L

Ethane	----	----	----	----	----
Ethene	----	----	----	----	----
Methane	----	----	----	----	----

Natural Attenuation

Parameters, mg/L

Chloride	----	----	----	125	250
Nitrate as N	----	----	----	2	10
Sulfate	----	----	----	125	250
Total Alkalinity	148	148	248	----	----
Total Organic Carbon	2.5	2.8	3.8	----	----

pH	7.30	7.67	7.43	----	----
Conductivity (mS/cm)	0.345	0.244	0.356	----	----
Temperature (C)	10.85	10.38	11.24	----	----
ORP (mV)	-77.5	-177.5	20.0	----	----
Dissolved Oxygen (mg/L)	0.27	0.29	0.08	----	----

Note: Please see notes provided at the end of this table.

Table 1
16S
Summary of Detected Compounds
Onalaska Superfund Landfill

Volatile Organic Compounds (VOC), ug/L								Duplicate			
	4/14/2009	10/28/2009	4/28/2010	10/28/2010	10/27/2011	4/19/2012	4/19/2012	5/17/2013	4/28/2014	10/13/2015	
1,2,4-Trimethylbenzene	100	190	140	71	64	4.5	2.9	<1.1	<0.50	<0.50	
1,3,5-Trimethylbenzene	20	110	<0.40	33	<0.20	<0.23	<0.23	<5.0	<0.50	<0.50	
n-Butylbenzene	5.7	17	5.3	12	9.2	2.2	<0.21	----	2.0	16.1	
sec-Butylbenzene	8.7	37	15	26	19	5.5	4.2	----	5.1	38.6	
tert-Butylbenzene	5.9	30	13	23	16	3.7	2.8	----	3.4	25.9	
Acetone	----	----	----	----	----	----	----	<5.2	<3.0	<3.0	
Benzene	<0.40	<0.20	<0.40	<0.40	<0.20	<0.12	<0.12	<1.0	<0.50	<0.50	
Ethylbenzene	4.1	4.4	17	8.9	1.4	0.51	0.25	1.6	<0.50	0.63	
Isopropylbenzene	18	64	43	60	41	8.4	6.3	----	12.1	42.6	
p-Isopropyltoluene	2.1	34	8.8	12	12	0.69	<0.24	----	1.3	5.6	
Naphthalene	15	33	38	60	16	8.6	6.3	11.2	8.7	29.2	
n-Propylbenzene	32	140	74	110	87	17	13	----	22.8	94.7	
Xylenes (total)	7.8	7.9	22	14	<0.50	0.43	<0.30	<2.6	<1.5	<1.5	

Metals, mg/L

Arsenic	0.0029	0.015	0.0073	0.011	0.011	0.0028	----	0.0068	<0.0072	0.0080
Barium	0.22	0.22	0.270	0.190	0.200	0.2200	----	0.168	0.104	0.231
Cadmium	<0.00012	<0.00061	<0.00061	0.00013	<0.0012	<0.00010	----	<0.00038	<0.00060	<0.00060
Calcium	----	----	----	----	----	----	----	92.2	56.4	----
Cobalt	0.0017	0.0015	0.0014	0.0021	0.00095	0.0018	----	0.0018	0.0024	<0.00094
Iron	6.8	21	25	19	14	5.7	----	7.14	2.47	25.6
Lead	<0.00012	<0.00061	<0.00061	<0.00061	<0.00013	<0.00016	----	<0.0012	<0.0030	<0.0030
Magnesium	----	----	----	----	----	----	----	33.5	21.1	----
Manganese	2.9	2.8	3.4	4.2	2.7	1.8	----	1.32	0.684	3.36
Mercury	<0.000065	<0.000065	<0.000065	<0.000065	<0.000070	<0.000070	----	<0.00010	<0.00010	<0.00010
Potassium	----	----	----	----	----	----	----	3.17	2.02	----
Sodium	----	----	----	----	----	----	----	16.7	12.8	----
Vanadium	0.00028	0.00073	0.00066	0.00072	<0.00066	<0.00034	----	0.0019	<0.0020	0.0116

**Natural Attenuation
Parameters, mg/L**

Chloride	13	----	9.6	----	----	9.4	----	6.9	5.9	----
Nitrate as N	----	----	----	----	----	----	----	----	----	----
Sulfate	----	----	----	----	----	----	----	8.6	5.1	----
Total Alkalinity	360	----	380	----	----	390	----	336	259	379
Total Organic Carbon	----	----	----	----	----	----	----	----	----	----

pH	6.71	6.68	6.8	6.88	7.58	7.43	----	6.32	6.86	6.61
Conductivity (mS/cm)	603	660	730	324	400	570	----	0.462	0.364	0.654
Temperature (C)	7.3	12.2	8.8	-9.17	11.8	8.8	----	7.59	7.62	12.64
ORP (mV)	+300	-41	+133	-213.6	-197	151.7	----	3.7	-19.9	-67.2
Dissolved Oxygen (mg/L)	4.0	4.0	4.0	0.5	1.0	5.0	----	1.4	6.32	0.42

Note: Please see notes provided at the end of this table.

Table 1
16S
Summary of Detected Compounds
Onalaska Superfund Landfill

Volatile Organic Compounds (VOC), ug/L	4/25/2016	4/19/2017	Duplicate		Duplicate			PAL	ES
			4/19/2017	4/25/2018	4/24/2019	4/24/19	7/29/2020		
1,2,4-Trimethylbenzene	1.0	<0.50	<0.50	<0.50	<0.84	<0.84	<0.84	96	480
1,3,5-Trimethylbenzene	<0.50	<0.50	<0.50	<0.50	<0.87	<0.87	<0.87	96	480
n-Butylbenzene	1.6	0.65J	0.63J	<0.5	9.2	10.4	9	----	----
sec-Butylbenzene	11	<2.2	<2.2	<2.2	18.5	20.3	18.6	----	----
tert-Butylbenzene	7.7	1.1	1.1	<0.18	15.0	14.1	11.3	----	----
Acetone	<3.0	<3.0	<0.30	<3.0	<2.7	6.4J	<2.7	1800	9000
Benzene	<0.50	<0.50	<0.50	<0.5	<0.25	<0.25	<0.25	0.5	5
Ethylbenzene	<0.50	<0.50	<0.50	<0.50	0.23J	<0.22	<0.32	140	700
Isopropylbenzene	18.9	3.6	3.5	<0.14	35.8	37.6	27.1	----	----
p-Isopropyltoluene	1.8	<0.50	<0.50	<0.5	0.98J	<0.80	0.96J	----	----
Naphthalene	9.4	<2.5	<2.5	<2.5	28.7	24.9	19.2	10	100
n-Propylbenzene	35.8	7.1	7.1	<0.5	78.0	83.3	57.0	----	----
Xylenes (total)	<1.5	<1.5	<1.5	<1.5	<1.5	<1.5	<1.5	400	2,000

Metals, mg/L

Arsenic	<0.0072	<0.0054		0.0107J	0.0058J	0.0187J	<0.0083	0.001	0.01
Barium	0.179	0.131		0.184	0.129	0.127	0.161	0.4	2
Cadmium	<0.00060	<0.0013		<0.0013	<0.0013	<0.0013	<0.0013	0.0005	0.005
Calcium	----	----		----	----	----	----	----	----
Cobalt	0.0025	<0.0014		0.0016J	<0.0014	<0.0014	<0.0014	0.008	0.04
Iron	5.57	0.305		19.3	13.7	12.4	11.4	0.15	0.3
Lead	<0.0030	<0.0043		<0.0043	<0.0064	<0.0064	<0.0059	0.0015	0.015
Magnesium	----	----		----	----	----	----	----	----
Manganese	1.33	0.224		1.69	1.11	1.05	1.39	0.060	0.300
Mercury	<0.00018	<0.00013		<0.00013	<0.000084	<0.000084	<0.0066	0.0002	0.002
Potassium	----	----		----	----	----	----	----	----
Sodium	----	----		----	----	----	----	----	----
Vanadium	<0.0020	<0.0022		<0.0022	<0.0022	<0.0022	<0.0026	0.006	0.03

Natural Attenuation Parameters, mg/L

Chloride	----	----		----	----	----	----	125	250
Nitrate as N	----	----		----	----	----	----	2	10
Sulfate	----	----		----	----	----	----	125	250
Total Alkalinity	431	396		300	296	290	372	----	----
Total Organic Carbon	----	----		3.6	3.3	3.6	3.3	----	----
pH	6.90	6.71		6.29	6.74	6.74	6.18	----	----
Conductivity (mS/cm)	0.562	0.507		0.519	0.385	0.385	0.525	----	----
Temperature (C)	8.65	8.07		7.66	7.63	7.63	12.73	----	----
ORP (mV)	-41.9	6.0		-39.0	-80.6	-80.6	8.0	----	----
Dissolved Oxygen (mg/L)	0.71	1.11		0.79	1.22	1.22	0.11	----	----

Note: Please see notes provided at the end of this table.

Table 1
16M
Summary of Detected Compounds
Onalaska Superfund Landfill

Volatile Organic Compounds (VOC), ug/L	Duplicate					Duplicate						
	10/8/2008	4/14/2009	10/28/2009	10/28/09	4/28/2010	10/28/2010	10/28/2010	4/19/2012	5/17/2013	4/28/2014	10/13/2015	4/25/2016
1,4-Dichlorobenzene	0.52	<0.50	<0.50	<0.50	<0.50	0.53	0.50	<0.24	<0.43	<0.50	0.58	<0.50
1,2,4-Trimethylbenzene	180	3.4	190	160	8.9	25	25	<0.22	2.9	2.3	<0.50	1.5
1,3,5-Trimethylbenzene	4.9	0.78	36	35	<0.20	4.1	4.3	<0.23	<2.5	<0.50	<0.50	<0.50
Acetone	----	----	----	----	----	----	----	----	<2.6	<0.30	<3.0	<3.0
Benzene	1.4	0.34	0.86	0.86	1.1	1.6	1.6	<0.12	0.85	0.65	1.2	0.80
n-Butylbenzene	3.0	<0.20	3.6	<0.20	<0.20	3.2	3.4	<0.21	----	<0.22	1.1	<0.50
sec-Butylbenzene	8.2	0.41	15	15	1.3	7.5	7.7	<0.19	----	<2.2	5	<2.2
tert-Butylbenzene	<0.20	0.24	12	11	2.1	4.9	5.0	<0.24	----	0.99	4.5	1.7
Chlorobenzene	3.0	1.9	1.6	1.6	1.8	2.4	2.4	<0.24	2.4	2.9	3.8	2.7
Chloroethane	1.3	<1.0	<1.0	<1.0	1.8	2.4	2.2	<0.33	<0.44	1.1	0.77	<0.37
cis-1,2-Dichloroethene					<0.50	<0.50	<0.50	<0.22	<0.42	<0.26	0.29	<0.26
Ethylbenzene	<0.50	<0.50	1.2	1.1	<0.50	<0.50	<0.50	<0.14	<0.50	<0.50	<0.50	<0.50
Isopropylbenzene	21	<0.20	24	24	7.7	19	19	<0.21	----	1.6	16.2	7.5
Naphthalene	12	<0.25	3.3	6.9	0.30	9.8	9.5	<0.24	<2.5	<2.5	<2.5	<2.5
n-Propylbenzene	----	----	58	57	5.0	20	21	<0.19	----	<0.50	7.0	4.5
p-Isopropyltoluene	----	----	12	12	<0.20	0.76	0.78	<0.24	----	<0.13	<0.50	<0.50
Toluene	<0.50	<0.50	<0.50	<0.50	<0.50	<0.50	<0.50	<0.15	<0.44	<0.50	<0.50	<0.50
Vinyl chloride					<0.20	<0.20	<0.20	<0.13	<0.18	----	----	----
Xylenes (total)	3.4	<0.50	5.1	5.0	<0.50	2.5	2.6	<0.30	<1.3	<1.5	<1.5	<1.5
Metals, mg/L												
Arsenic	0.024	0.027	0.027	----	0.029	0.026	----	0.0042	0.0288	0.0261	0.0247	0.0253
Barium	1.2	0.79	1.5	----	1.4	1.3	----	0.470	1.35	1.24	1.44	1.37
Cadmium	<0.00012	<0.00012	<0.00061	----	<0.00061	<0.00012	----	<0.00010	0.00044	<0.00060	<0.00060	<0.00060
Calcium	----	----	----	----	----	----	----	61	55.0	----	----	----
Cobalt	0.0026	0.0014	0.0023	----	0.0023	0.0027	----	0.0032	0.0015	0.0021	0.0023	0.0022
Iron	21	17	29	----	25	20	----	1.8	23.4	20.3	21.1	21.5
Lead	<0.00012	<0.00012	0.0012	----	<0.00061	<0.00061	----	<0.00016	<0.0012	<0.0030	<0.0030	<0.0030
Magnesium	----	----	----	----	----	----	----	----	17.4	14.1	----	----
Manganese	1.2	0.70	1.20	----	1.4	1.4	----	0.220	1.38	1.22	1.35	1.4
Mercury	<0.000065	<0.000065	<0.000065	----	<0.000065	<0.000065	----	<0.000070	<0.00010	<0.00010	<0.00010	<0.00018
Potassium	----	----	----	----	----	----	----	----	4.64	4.07	----	----
Sodium	----	----	----	----	----	----	----	----	19.7	17.3	----	----
Vanadium	0.00058	0.00078	<0.00061	----	<0.00061	0.00064	----	<0.00034	0.0021	<0.0020	0.0049	<0.0020
Natural Attenuation Parameters, mg/L												
Chloride	---	20	----	----	27	----	----	22	28.1	35.7	----	----
Nitrate as N	---	---	----	----	----	----	----	----	----	----	----	----
Sulfate	---	---	----	----	----	----	----	----	2.2	2.2	----	----
Total Alkalinity	---	150	----	----	250	----	----	140	192	206	268	237
Total Organic Carbon	---	---	----	----	----	----	----	----	----	----	----	----
pH	7.10	7.21	----	----	6.7	7.5	----	8.04	7.18	7.37	7.13	7.38
Conductivity (mS/cm)	275	341	330	----	540	562	----	270	0.404	0.439	0.523	0.491
Temperature (C)	9.2	6.7	11.1	----	9.3	-10.94	----	9.2	11.2	10.79	10.19	11.4
ORP (mV)	+39	+17	----	----	+75	-256.2	----	54.8	-160	-184.8	-122.8	-156.4
Dissolved Oxygen (mg/L)	1.0	3.0	3.0	----	2.0	0.0	----	310	1	0.85	0.56	0.16

Note: Please see notes provided at the end of this table.

Table 1
16M
Summary of Detected Compounds
Onalaska Superfund Landfill

Volatile Organic Compounds (VOC), ug/L	10/3/2016	4/19/2017	4/25/2018	4/24/2019	7/29/2020	7/29/20 Duplicate	PAL	ES
1,4-Dichlorobenzene	----	<0.50	<0.5	<0.94	<0.94	<0.94	15	75
1,2,4-Trimethylbenzene	----	<0.50	<0.50	<0.84	<0.84	<0.84	96	480
1,3,5-Trimethylbenzene	----	<0.50	<0.50	<0.87	<0.87	<0.87	96	480
Acetone	----	<3.0	<3.0	3.6J	3.5J	5.7J	1800	9000
Benzene	----	<0.50	<0.5	0.71J	5.8	10.0	0.5	5
n-Butylbenzene	----	<0.50	11.9	<0.71	<0.71	<0.71	----	----
sec-Butylbenzene	----	<2.2	22.7	<0.85	<0.85	<0.85	----	----
tert-Butylbenzene	----	<0.18	16.7	0.69J	<0.30	<0.30	----	----
Chlorobenzene	----	1.1	<0.5	0.73J	<0.71	<0.71	----	----
Chloroethane	----	<0.37	<0.37	<1.3	<1.3	<1.3	80	400
cis-1,2-Dichloroethene	----	<0.	<0.26	0.30J	<0.27	<0.27	7	70
Ethylbenzene	----	<0.17	<0.50	<0.22	<0.32	<0.32	140	700
Isopropylbenzene	----	<0.14	52.8	1.6J	<1.7	<1.7	----	----
Naphthalene	----	<2.5	43	<1.2	<1.2	<1.2	10	100
n-Propylbenzene	----	<0.50	110	<0.81	<0.81	<0.81	----	----
p-Isopropyltoluene	----	<0.50	1.1	<0.80	<0.80	<0.80	----	----
Toluene	----	<0.50	<0.50	<0.17	0.69J	0.90	160	800
Vinyl chloride	----	-----	<0.18	<0.17	0.31J	0.60J	0.02	0.2
Xylenes (total)	----	<1.5	<1.5	<1.5	<1.5	<1.5	400	2,000
Metals, mg/L								
Arsenic	0.0284	0.0308	0.0342	0.0254	0.0244J	0.0228J	0.001	0.01
Barium	1.17	1.03	1.95	1.43	0.972	0.973	0.4	2
Cadmium	<0.00060	<0.0013	<0.0013	<0.0013	<0.0013	<0.0013	0.0005	0.005
Calcium	----	----	----	----	----	----	----	----
Cobalt	0.0014	<0.0014	0.0037J	<0.0014	<0.0014	0.0015J	0.008	0.04
Iron	18.2	15.1	32.8	22.8	14.6	14.3	0.15	0.3
Lead	<0.0030	<0.0043	<0.0043	<0.0064	<0.0059	<0.0059	0.0015	0.015
Magnesium	----	----	----	----	----	----	----	----
Manganese	1.06	0.963	1.92	1.40	0.949	0.882	0.060	0.300
Mercury	<0.00013	<0.00013	<0.00013	<0.000084	<0.000066	<0.000066	0.0002	0.002
Potassium	----	----	----	----	----	----	----	----
Sodium	----	----	----	----	----	----	----	----
Vanadium	<0.0020	<0.0022	<0.0022	<0.0022	<0.0026	<0.0026	0.006	0.03
Natural Attenuation Parameters, mg/L								
Chloride	----	----	----	----	----	----	125	250
Nitrate as N	----	----	----	----	----	----	2	10
Sulfate	----	----	----	----	----	----	125	250
Total Alkalinity	188	179	302	216	183	183	----	----
Total Organic Carbon	----	----	6	5.2	4.6	4.6	----	----
pH	7.12	7.35	6.95	7.23	6.64	6.64	----	----
Conductivity (mS/cm)	0.399	0.357	0.620	0.419	0.292	0.292	----	----
Temperature (C)	11.26	11.04	11.48	11.08	11.33	11.33	----	----
ORP (mV)	-148.5	-168.2	-143.1	-196.7	4.4	4.4	----	----
Dissolved Oxygen (mg/L)	0.04	0.77	0.14	0.13	0.10	0.10	----	----

Note: Please see notes provided at the end of this table.

Table 1
17S
Summary of Detected Compounds
Onalaska Superfund Landfill

Volatile Organic Compounds (VOC), ug/L	Duplicate												
	4/14/2009	10/28/2009	4/28/2010	10/28/2010	10/27/2011	4/19/2012	5/15/2013	10/29/2013	4/28/2014	10/28/2014	10/28/2014	10/13/2015	4/25/2016
1,2,4-Trimethylbenzene	190	570	400	1,600	640	390	261	1780	215	378	318	448	943
1,3,5-Trimethylbenzene	14	23	<2.0	44	<0.20	<0.23	<2.5	<5.0	<0.50	<1.2	<2.0	<1.2	<5.0
n-Butylbenzene	4.9	<0.80	3.7	10	5.3	<0.21	----	8.5	2.5	5.8	4.8	6.4	<5.0
sec-Butylbenzene	17	10	23	28	21	13	----	24.2	15.5	21.2	18.6	22.7	22.5
tert-Butylbenzene	4.7	<0.80	5.4	11	8.9	<0.24	----	12.3	5.0	7.8	6.9	11.3	7.8
Benzene	----	----	<2.0	<1.6	<0.20	<0.12	<0.50	----	----	----	----	----	----
Isopropylbenzene	6.8	9.4	11	16	12	5.8	----	25.2	6.1	10.2	9.0	8.7	11.5
p-Isopropyltoluene	6.8	7.3	7.1	23	17	3.0	----	24.4	3.8	10.6	9.2	11.4	15.6
Naphthalene	2.2	6.4	2.9	11	4.1	2.6	<2.5	<25.0	<2.5	<6.2	<10.0	<6.2	<25
n-Propylbenzene	13	18	23	36	25	9.2	----	48.4	9.2	17.8	15.9	18.6	29.5
Toluene	<1.0	<2.0	<5.0	<4.0	<0.50	<0.15	<0.44	<4.4	<0.50	<1.2	<2.0	<1.2	<5.0
Xylenes (total)	<1.0	2.2	<5.0	<4.0	1.1	<0.30	<1.3	<13.2	<1.5	<3.8	<6.0	<3.8	<15

Metals, mg/L

Arsenic	0.0032	0.012	0.010	0.014	0.017	0.0082	0.0105	0.0203	0.0087	0.0111	----	0.0111	0.0108
Barium	0.15	0.21	0.27	0.34	0.24	0.170	0.178	0.318	0.149	0.166	----	0.204	0.173
Cadmium	<0.00012	<0.00061	<0.00061	<0.00012	<0.00012	<0.00010	<0.00038	<0.00038	<0.00060	<0.00060	----	<0.00060	<0.00060
Calcium	----	----	----	----	----	----	69.2	----	58.2	----	----	----	----
Cobalt	0.0079	<0.00061	0.001	<0.00061	0.00039	0.00049	<0.00085	<0.00085	<0.00094	<0.00094	----	<0.00094	<0.00094
Iron	4.9	19	34	33	22	14	14.4	31.6	12.0	12.9	----	15.3	13.6
Lead	<0.00012	<0.00061	<0.00061	<0.00061	<0.00013	<0.00016	0.0015	0.0025	<0.0030	<0.0030	----	<0.0030	0.0033
Magnesium	----	----	----	----	----	----	29.5	----	25.0	----	----	----	----
Manganese	1.4	1.5	2.9	3.6	2.5	2.1	1.42	2.91	1.25	1.78	----	2.28	2.06
Mercury	<0.000065	<0.000065	<0.000065	<0.000065	<0.000070	<0.000070	<0.00010	<0.00010	<0.00010	<0.00010	----	<0.00010	<0.00018
Potassium	----	----	----	----	----	----	1.92	----	1.35	----	----	----	----
Sodium	----	----	----	----	----	----	2.65	----	2.71	----	----	----	----
Vanadium	0.00025	<0.00061	<0.00061	<0.00061	<0.00066	<0.00034	0.0015	0.0014	<0.0020	<0.0020	----	0.0076	<0.0020

Natural Attenuation

Parameters, mg/L

Chloride	3.5	----	2.7	----	----	3.5	4.6	----	2.6	----	----	----	----
Nitrate as N	----	----	----	----	----	----	----	----	----	----	----	----	----
Sulfate	----	----	----	----	----	----	4.5	----	3.9	----	----	----	----
Total Alkalinity	260	----	260	----	----	220	248	----	251	----	----	196	220
Total Organic Carbon	----	----	----	----	----	----	----	----	----	----	----	----	----
pH	6.59	6.72	7.0	7.33	7.59	7.93	6.67	6.86	7.00	6.65	----	7.01	7.27
Conductivity (mS/cm)	524	440	460	590	625	410	0.366	0.458	0.376	0.357	----	0.355	0.33
Temperature (C)	6.3	11.0	8.8	-9.39	10.2	8.5	7.68	12.6	7.09	12.25	----	12.19	8.65
ORP (mV)	-29	-55	-10	-220.2	-188	-18.6	-50.9	-102.4	-85.7	-50.4	----	-116.8	-107.7
Dissolved Oxygen (mg/L)	4.0	3.0	4.0	0.0	0.5	4.5	4.1	0.67	4.99	1.22	----	0.39	0.81

Note: Please see notes provided at the end of this table.

Table 1
17S
Summary of Detected Compounds
Onalaska Superfund Landfill

Volatile Organic Compounds (VOC), ug/L	10/3/2016	4/18/2017	1/9/2018	4/25/2018	10/24/2018	4/24/2019	10/16/2019	7/27/2020	11/4/2020	PAL	ES
1,2,4-Trimethylbenzene	897	433	1090	436	1350	304	431	1190	1340	96	480
1,3,5-Trimethylbenzene	<5.0	<5.0	<5.0	<5.0	<8.7	<3.5	<4.4	<4.4	<4.4	96	480
n-Butylbenzene	7.7	<5.0	9.7J	6.7J	7.3J	3.8J	<3.5	6.7J	9.6J	----	----
sec-Butylbenzene	<21.9	<21.9	30.2J	<21.9	13.1J	13.1J	19.5J	20.0J	27.8	----	----
tert-Butylbenzene	5.2	3.2J	11.2	9.3J	10.3	3.7J	6.0	8.7	9.8	----	----
Benzene	----	----	<5.0	<5.0	<2.5	<0.99	<1.2	10.5J	<1.2	0.5	5
Isopropylbenzene	8.5	5.2J	13.4	9.8J	11.4J	6.2J	9.1J	10.5J	10.8J	----	----
p-Isopropyltoluene	10.2	7.4J	23.4	8.3J	21.1J	5.7J	11.8J	16.6	30.7	----	----
Naphthalene	<25	<25	<25.0	<25.0	<11.8	7.3J	<5.9	7.7J	<5.9	10	100
n-Propylbenzene	23.3	11.3	31.1	19.7J	25.5J	15.1J	16.4J	24.8J	25.9	----	----
Toluene	<5.0	<5.0	<5.0	<5.0	<1.7	<0.69	<0.86	3.5J	<1.3	160	800
Xylenes (total)	<15	<15	<15.0	<15.0	<15.0	<6.0	<7.5	<7.5	<7.5	400	2,000

Metals, mg/L

Arsenic	0.0173	0.0109J	0.0183	.0104J	<0.0054	<0.0054	0.0147J	<0.0083	0.0182J	0.001	0.01
Barium	0.177	0.172	0.22	0.187	0.188	0.143	0.14	0.172	0.180	0.4	2
Cadmium	<0.00060	<0.0013	<0.0013	<0.0013	<0.0013	<0.0013	<0.0013	<0.0013	<0.0013	0.0005	0.005
Calcium	----	----	----	----	----	----	----	----	----	----	----
Cobalt	<0.00094	<0.0014	<0.0014	<0.0014	<0.0014	<0.0014	<0.0014	<0.0014	<0.0014	0.008	0.04
Iron	11.3	12.4	16.3	13.4	11.1	8.65	7.67	9.68	9.86	0.15	0.3
Lead	<0.0030	<0.0043	<0.0043	<0.0043	<0.0064	<0.0064	<0.0059	<0.0059	<0.0059	0.0015	0.015
Magnesium	----	----	----	----	----	----	----	----	----	----	----
Manganese	1.88	1.96	1.96	1.54	1.30	1.20	1.14	1.16	1.14	0.060	0.300
Mercury	<0.00013	<0.00013	<0.00013	<0.00013	<0.000084	<0.000084	<0.000084	<0.000066	<0.000066	0.0002	0.002
Potassium	----	----	----	----	----	----	----	----	----	----	----
Sodium	----	----	----	----	----	----	----	----	----	----	----
Vanadium	<0.0020	<0.0022	<0.0022	<0.0022	<0.0022	<0.0022	<0.0026	<0.0026	<0.0026	0.006	0.03

Natural Attenuation Parameters, mg/L

Chloride	----	----	----	----	----	----	----	----	----	125	250
Nitrate as N	----	----	----	----	----	----	----	----	----	2	10
Sulfate	----	----	----	----	----	----	----	----	----	125	250
Total Alkalinity	238	235	237	237	----	214	----	230	----	----	----
Total Organic Carbon	----	----	1.8	1.6	1.6	1.8	1.5	1.9	1.6	----	----
pH	6.83	7	6.48	6.61	6.97	7.13	7.09	----	7.11	----	----
Conductivity (mS/cm)	0.383	0.347	0.291	0.399	0.499	0.289	0.442	0.330	0.357	----	----
Temperature (C)	15.01	8.54	10.98	7.68	12.47	7.57	11.42	11.18	12.89	----	----
ORP (mV)	-83.5	-102.8	-72	-81.8	-126.1	-122.3	-130.1	-78.1	-236.9	----	----
Dissolved Oxygen (mg/L)	1.70	1.55	0.38	1.42	1.42	1.67	1.83	0.66	0.65	----	----

Note: Please see notes provided at the end of this table.

Table 1
17M
Summary of Detected Compounds
Onalaska Superfund Landfill

Volatile Organic Compounds (VOC), ug/L	Duplicate												PAL	ES
	4/14/2009	4/28/2010	4/28/2010	4/19/2012	5/15/2013	4/28/2014	10/13/2015	4/25/2016	4/18/2017	4/25/2018	4/24/2019	7/27/2020		
1,2,4-Trimethylbenzene	<0.20	22	23	<0.22	<0.57	<0.50	----	----	<0.50	----	----	----	96	480
sec-Butylbenzene	<0.25	4.3	4.1	<0.19	----	<2.2	----	----	<2.2	----	----	----	----	----
tert-Butylbenzene	<0.20	5.5	5.3	<0.24	----	4.3	----	----	<0.18	----	----	----	----	----
Isopropylbenzene	<0.20	9.7	10	<0.21	----	5.5	----	----	<0.14	----	----	----	----	----
n-Propylbenzene	----	0.71	0.74	<0.19	----	<0.50	----	----	<0.50	----	----	----	----	----

Metals, mg/L														
Arsenic	0.0014	0.0013	----	0.0033	0.0143	0.0147	0.0104	0.0117	0.0131J	.0143J	0.0159J	0.0158J	0.001	0.01
Barium	0.35	1.1	----	0.35	0.694	0.905	0.608	0.637	0.634	0.779	0.607	0.506	0.4	2
Cadmium	<0.00012	<0.00061	----	<0.00010	<0.00038	<0.00060	<0.00060	<0.00060	<0.0013	<0.0013	<0.0013	<0.0013	0.0005	0.005
Calcium	----	----	----	----	49.1	55.8	----	----	----	----	----	----	----	----
Cobalt	0.00019	0.00072	----	<0.00013	<0.00085	<0.00094	<0.00094	<0.00094	<0.0014	<0.0014	<0.0014	<0.0014	0.008	0.04
Iron	<0.15	5.3	----	0.11	5.58	6.68	5.48	4.46	4.92	6.46	5.29	4.72	0.15	0.3
Lead	<0.00012	<0.00061	----	0.00022	<0.0012	<0.0030	<0.0030	<0.0030	<0.0043	<0.0043	<0.0064	<0.0059	0.0015	0.015
Magnesium	----	----	----	----	21.8	24.6	----	----	----	----	----	----	----	----
Manganese	0.016	2.9	----	0.22	1.39	1.97	1.06	1.14	0.993	1.110	0.875	0.765	0.060	0.300
Mercury	<0.00065	<0.00065	----	<0.000070	<0.0001	<0.00010	<0.00010	<0.00018	<0.00013	<0.00013	<0.000084	<0.000066	0.0002	0.002
Potassium	----	----	----	----	2.1	2.25	----	----	----	----	----	----	----	----
Sodium	----	----	----	----	4.44	4.63	----	----	----	----	----	----	----	----
Vanadium	0.00017	0.00089	----	0.00055	0.0013	<0.0020	0.0023	<0.0020	<0.0022	<0.0022	<0.0022	<0.0026	0.006	0.03

Natural Attenuation Parameters, mg/L														
Chloride	7.1	5.3	----	12	9.2	6.5	----	----	----	----	----	----	125	250
Nitrate as N	----	----	----	----	----	----	----	----	----	----	----	----	2	10
Sulfate	----	----	----	----	2.2	2.2	----	----	----	----	----	----	----	250
Total Alkalinity	200	320	----	150	187	261	200	184	184	211	179	161	----	----
Total Organic Carbon	----	----	----	----	----	----	----	----	----	2.2	3.6	4.5	----	----
pH	7.03	6.9	----	8.10	7.31	7.71	7.63	7.88	7.73	7.41	7.69	----	----	----
Conductivity (mS/cm)	350	620	----	250	0.296	0.390	0.326	0.290	0.304	0.407	0.287	0.239	----	----
Temperature (C)	7.4	10.7	----	9.1	10.76	10.35	9.61	10.66	10.16	10.48	10.17	10.23	----	----
ORP (mV)	-30	-41	----	25.6	-182.2	-193.7	-166.8	-183.5	-194.7	-172.8	-217.5	-31.9	----	----
Dissolved Oxygen (mg/L)	3.0	3.0	----	3.0	0.48	1.78	0.63	0.20	0.93	0.10	0.16	0.61	----	----

Note: Please see notes provided at the end of this table.

**Table 1
PZ-1
Summary of Detected Compounds
Onalaska Superfund Landfill**

Volatile Organic Compounds (VOC), ug/L	4/15/2009	4/28/2010	4/19/2012	5/17/2013	4/28/2014	10/14/2015	4/27/2016	4/21/2017	4/25/2018	4/24/2019	7/30/2020	PAL	ES
tert-Butylbenzene	----	----	0.52	----	----	----	----	<0.18	----	----	----	---	---
Metals, mg/L													
Arsenic	0.0011	0.0011	0.0010	<0.0044	<0.0072	<0.0072	<0.0072	<0.0083	0.0084J	<0.0054	<0.0083	0.001	0.01
Barium	0.025	0.044	0.013	0.0714	0.0891	0.106	0.101	0.0898	0.128	0.0948	0.083	0.4	2
Cadmium	<0.00012	<0.00061	0.00043	<0.00038	<0.00060	<0.00060	<0.00060	<0.0013	<0.0013	<0.0013	<0.0013	0.0005	0.005
Calcium	----	----	----	48.6	45.3	----	----	----	----	----	----	---	---
Cobalt	0.0003	<0.00061	0.00021	0.002	0.0018	0.0012	0.0015	<0.0014	<0.0014	<0.0014	<0.0014	0.008	0.04
Iron	<0.15	0.38	0.067	<0.0140	<0.0129	<0.0129	<0.0129	<0.034	<0.0155	<0.0354	<0.0352	0.15	0.3
Lead	<0.00012	<0.00061	<0.00016	<0.0012	<0.0030	0.0031	<0.0030	<0.0043	<0.0043	<0.0064	<0.0059	0.0015	0.015
Magnesium	----	----	----	19.6	18.2	----	----	----	----	----	----	---	---
Manganese	0.31	0.039	0.110	3.72	3.19	2.61	1.77	1.5	2.17	1.56	1.36	0.060	0.300
Mercury	<0.000065	<0.000065	<0.000070	<0.00010	<0.00010	<0.00010	<0.00018	<0.00013	<0.00013	<0.000084	<0.000066	0.0002	0.002
Potassium	----	----	----	7.97	5.80	----	----	----	----	----	----	---	---
Sodium	----	----	----	14.1	6.45	----	----	----	----	----	----	---	---
Vanadium	0.00086	<0.00061	0.00062	0.0053	<0.0040	0.0083	<0.0020	<0.0022	<0.0022	<0.0022	<0.0026	0.006	0.03
Dissolved Gases, ug/L													
Ethane	----	----	----	----	----	----	----	----	----	----	----	---	---
Ethene	----	----	----	----	----	----	----	----	----	----	----	---	---
Methane	----	----	----	----	----	----	----	----	----	----	----	---	---
Natural Attenuation Parameters, mg/L													
Chloride	8.7	5.5	5.7	7.9	8.9	----	----	----	----	----	----	125	250
Nitrate as N	----	----	----	----	----	----	----	----	----	----	----	2	10
Sulfate	----	----	----	6.8	7.0	----	----	----	----	----	----	125	250
Total Alkalinity	33	250	200	200	211	221	173	165	237	172	150	---	---
Total Organic Carbon	----	---	----	----	----	----	----	----	1.8	2.0	2.2	---	---
pH	7.15	7.3	8.16	7.98	7.71	7.89	8.20	8.02	7.65	7.92	7.11	---	---
Conductivity (mS/cm)	200	240	330	0.295	0.305	0.336	0.292	0.286	0.431	0.263	0.222	---	---
Temperature (C)	6.5	12.2	8.8	9.36	8.57	9.47	9.60	9.68	9.75	9.00	9.17	---	---
ORP (mV)	5	+13	-15.5	48.6	33.7	-33.2	-48.2	228.2	-32.6	-98.3	7.0	---	---
Dissolved Oxygen (mg/L)	3.0	3.0	2.5	4.9	7.04	0.74	0.19	0.66	0.17	0.32	0.10	---	---

Note: Please see notes provided at the end of this table.

**Table 1
PZ-2
Summary of Detected Compounds
Onalaska Superfund Landfill**

Volatile Organic	4/15/2009	4/28/2010	4/19/2012	5/28/2013	4/28/2014	10/14/2015	4/27/2016	4/21/2017	4/25/2018	4/23/2019	7/30/2020	PAL	ES
Metals, mg/L													
Arsenic	0.00099	0.0025	0.0021	<0.0044	<0.0072	<0.0072	0.0086	<0.0083	0.0089J	0.0201J	<0.0083	0.001	0.01
Barium	0.056	0.060	0.047	0.0432	0.0359	0.117	0.089	0.0691	0.0778	0.11	0.100	0.4	2
Cadmium	<0.00012	<0.00061	<0.00010	<0.00038	<0.00060	<0.00060	<0.00060	<0.0013	<0.0013	<0.0013	<0.0013	0.0005	0.005
Calcium	----	----	----	34.1	32.1	----	----	----	----	----	----	----	----
Cobalt	0.002	0.0038	0.011	0.0036	0.0036	<0.00094	0.00097	0.0021J	0.0022J	<0.0014	0.0016J	0.008	0.04
Iron	1.0	11	6.6	1.97	1.47	25.6	23.4	21.2	27.8	22.4	24.4	0.15	0.3
Lead	<0.00012	<0.00061	<0.00016	<0.0012	<0.0030	<0.0030	<0.0030	<0.0043	<0.0043	<0.0064	<0.0059	0.0015	0.015
Magnesium	----	----	----	18.2	17.8	----	----	----	----	----	----	----	----
Manganese	0.59	1.8	1.8	1.08	0.388	2.86	2.16	3.08	3.19	2.56	3.10	0.060	0.300
Mercury	<0.000065	<0.000065	<0.000070	<0.00010	<0.00010	<0.00010	<0.00018	<0.00013	<0.00013	<0.00084	<0.000066	0.0002	0.002
Potassium	----	----	----	0.175	0.24	----	----	----	----	----	----	----	----
Sodium	----	----	----	3.98	4.12	----	----	----	----	----	----	----	----
Vanadium	0.00053	0.0008	0.0049	<0.0012	<0.0020	0.0098	<0.0020	<0.0022	<0.0022	0.0029J	<0.0026	0.006	0.03
Dissolved Gases, ug/L													
Ethane	---	---	---	----	----	----	----	----	----	----	----	----	----
Ethene	---	---	---	----	----	----	----	----	----	----	----	----	----
Methane	---	---	---	----	----	----	----	----	----	----	----	----	----
Natural Attenuation													
Chloride	11	7.0	8.9	5.6	8.9	----	----	----	----	----	----	125	250
Nitrate as N	---	---	---	----	----	----	----	----	----	----	----	2	10
Sulfate	---	---	---	8.1	8.3	----	----	----	----	----	----	125	250
Total Alkalinity	35	180	170	159	148	193	183	194	197	166	161	----	----
Total Organic Carbon	---	---	---	----	----	----	----	----	7.1	6.1	7.7	----	----
pH	7.25	7.1	8.26	----	6.94	6.77	7.21	6.81	6.39	6.81	6.51	----	----
Conductivity (mS/cm)	275	370	300	----	0.229	0.372	0.317	0.319	0.403	0.264	0.276	----	----
Temperature (C)	6.1	10.2	8.3	----	7.26	9.83	8.52	7.95	7.58	7.67	9.69	----	----
ORP (mV)	+17	+29	-10.9	----	26.6	-92.1	-101.4	-76.9	-77.4	-132.2	5.9	----	----
Dissolved Oxygen (mg/L)	5.0	4.0	2.5	----	8.41	0.70	0.66	1.72	1.17	1.05	0.36	----	----

Note: Please see notes provided at the end of this table.

**Table 1
PZ-3
Summary of Detected Compounds
Onalaska Superfund Landfill**

Volatile Organic Compounds (VOC), ug/L	Duplicate															PAL	ES
	4/14/2009	4/14/09	4/28/2010	4/18/2012	5/16/2013	10/29/2013	4/29/2014	10/28/2014	10/14/2015	4/26/2016	10/3/2016	4/20/2017	4/23/2018	4/23/2019	7/29/2020		
1,2,4-Trimethylbenzene	<0.20	<0.20	<0.20	240	<0.57	<0.50	<0.50	<0.50	<0.50	<0.50	<0.50	<0.50	<0.50	<0.50	<0.50	96	480
Acetone	----	----	----	----	<2.6	<2.6	<3.0	<3.0	4.8	<3.0	<3.0	----	----	----	----	1800	9000
sec-Butylbenzene	----	----	2.7	9.8	----	<0.60	<2.2	6.5	2.4	<2.2	<2.2	----	----	----	----	----	----
tert-Butylbenzene	2.3	2.4	5.2	<0.24	----	1.1	7.7	13.0	3.4	2.3	3.5	----	----	----	----	----	----
cis-1,2-Dichloroethene	<0.50	<0.50	<0.50	<0.22	<0.42	<0.42	<0.26	0.35	<0.26	<0.26	<0.26	----	----	----	----	7	70
Isopropylbenzene	<0.20	<0.20	<0.20	4.5	----	<0.34	<0.12	0.66	<0.14	<0.14	<0.14	----	----	----	----	----	----
n-Propylbenzene	<0.50	<0.50	<0.50	1.2	----	<0.50	<0.50	<0.50	<0.50	<0.50	<0.50	----	----	----	----	----	----
Metals, mg/L																	
Arsenic	0.00094	----	0.00083	0.0022	<0.0044	<0.0044	<0.0072	<0.0072	<0.0072	<0.0072	0.0094	<0.0054	0.0057J	0.014J	<0.0083	0.001	0.01
Barium	0.14	----	0.140	0.130	0.176	0.179	0.144	0.148	0.126	0.109	0.122	0.113	0.12	0.124	0.135	0.4	2
Cadmium	0.00014	----	<0.00061	<0.00010	<0.00038	<0.00038	<0.00060	<0.00060	<0.00060	<0.00060	<0.00060	<0.0013	<0.0013	<0.0013	<0.0013	0.0005	0.005
Calcium	----	----	----	----	84.3	----	63.9	----	----	----	----	----	----	----	----	----	----
Cobalt	0.0016	----	0.0022	0.0023	0.0025	0.0026	0.0023	0.0027	0.0029	0.0026	0.0013	0.0018J	0.0018J	0.0018J	0.0016J	0.008	0.04
Iron	0.55	----	0.93	2.3	0.315	1.32	0.298	0.676	0.724	0.47	0.564	0.435	0.485	0.22	0.358	0.15	0.3
Lead	<0.00012	----	<0.00061	<0.00016	<0.0012	<0.0012	<0.0030	<0.0030	0.0051	<0.0030	<0.0030	<0.0043	<0.0043	<0.0064	<0.0059	0.0015	0.015
Magnesium	----	----	----	----	33.2	----	24.4	----	----	----	----	----	----	----	----	----	----
Manganese	4.9	----	4.5	6.4	5.54	6.98	4.34	5.6	5.16	4.6	4.39	4.6	4.8	3.88	4.55	0.060	0.300
Mercury	<0.000065	----	<0.000065	<0.000070	<0.0001	<0.00010	<0.00010	<0.00010	<0.00010	<0.00010	<0.00013	<0.00013	<0.00013	<0.000084	<0.000066	0.0002	0.002
Potassium	----	----	----	----	2.91	----	2.10	----	----	----	----	----	----	----	----	----	----
Sodium	----	----	----	----	11.6	----	9.54	----	----	----	----	----	----	----	----	----	----
Vanadium	0.00051	----	<0.00061	0.00083	0.006	0.003	<0.0040	<0.0020	0.0141	<0.0020	<0.0020	<0.0022	<0.0022	0.0027J	<0.0026	0.006	0.03
Dissolved Gases, ug/L																	
Ethane	----	----	----	----	----	----	----	----	----	----	----	----	----	----	----	----	----
Ethene	----	----	----	----	----	----	----	----	----	----	----	----	----	----	----	----	----
Methane	----	----	----	----	----	----	----	----	----	----	----	----	----	----	----	----	----
Natural Attenuation Parameters, mg/L																	
Chloride	12	----	15	9.6	15.8	----	20.9	----	----	----	----	----	----	----	----	125	250
Nitrate as N	----	----	----	----	----	----	----	----	----	----	----	----	----	----	----	2	10
Sulfate	----	----	----	----	2.4	----	<2.0	----	----	----	----	----	----	----	----	125	250
Total Alkalinity	250	----	340	240	299	----	274	----	219	203	202	200	189	234	222	----	----
Total Organic Carbon	----	----	----	----	----	----	----	----	----	----	----	----	2.2	1.9	2.5	----	----
pH	7.07	----	7.2	8.20	7.12	6.89	7.07	6.74	6.95	7.30	6.61	7.09	6.81	7.20	6.80	----	----
Conductivity (mS/cm)	550	----	450	370	0.451	0.470	0.438	0.417	0.332	0.285	0.292	0.297	0.352	0.288	0.299	----	----
Temperature (C)	9.3	----	9.5	11.8	10.45	11.49	10.23	10.72	9.85	9.67	10.52	9.57	9.87	9.63	9.45	----	----
ORP (mV)	+395	----	+275	181.6	-14.9	55.8	-39.4	25.0	-12.7	-27.3	8.2	-17.9	-21.3	-146.7	19.8	----	----
Dissolved Oxygen (mg/L)	4.5	----	4.0	5.0	0.4	2.19	0.70	0.20	0.40	0.20	0.05	0.61	0.41	0.41	0.04	----	----

Note: Please see notes provided at the end of this table.

Table 1
PZ-4
Summary of Detected Compounds
Onalaska Superfund Landfill

volatile Organic

Compounds (VOC), ug/L	4/18/2012	5/16/2013	4/29/2014	10/14/2015	4/26/2016	4/20/2017	4/24/2018	4/23/2019	7/30/2020	PAL	ES
tert-Butylbenzene	4.1	---	---	---	---	5.9	---	---	---	----	----
cis-1,2-Dichloroethene	<0.22	---	---	---	---	0.39J	---	---	---	7	70
Isopropylbenzene						0.34J	---	---	---	---	---
sec-Butylbenzene						6.0	---	---	---	---	---

Metals, mg/L

Arsenic	0.00055	<0.0044	<0.0072	<0.0072	<0.0072	0.0060J	<0.0054	0.0113J	<0.0083	0.001	0.01
Barium	0.160	0.209	0.165	0.167	0.208	0.264	0.28	0.278	0.231	0.4	2
Cadmium	<0.00010	<0.00038	<0.00060	<0.00060	<0.00060	<0.0013	<0.0013	<0.0013	<0.0013	0.0005	0.005
Calcium	---	62.7	52.2	----	----	----	----	----	----	---	---
Cobalt	0.0014	0.0021	0.0015	0.0021	0.0029	0.0032J	0.0027J	0.0034J	0.0023J	0.008	0.04
Iron	0.040	0.0261	0.0219	0.0151	0.0273	0.0314J	.0356J	<0.0354	<0.0352	0.15	0.3
Lead	<0.00016	<0.0012	<0.0030	0.0031	<0.0030	<0.0043	<0.0043	<0.0064	<0.0059	0.0015	0.015
Magnesium	---	27.8	22.0	----	----	----	----	----	----	---	---
Manganese	2.2	2.69	2.17	2.64	3.04	3.08	3.22	3.68	3.24	0.060	0.300
Mercury	<0.00070	<0.00010	<0.00010	<0.00010	<0.00018	<0.0013	<0.00013	<0.000084	<0.000066	0.0002	0.002
Potassium	---	1.6	1.28	----	----	----	----	----	----	---	---
Sodium	---	10.4	9.05	----	----	----	----	----	----	---	---
Vanadium	<0.00034	0.0027	<0.0020	0.0084	<0.0020	<0.0022	<0.0022	<0.0022	<0.0026	0.006	0.03

Dissolved Gases, ug/L

Ethane	---	---	----	----	----	----	----	----	----	---	---
Ethene	---	---	----	----	----	----	----	----	----	---	---
Methane	---	---	----	----	----	----	----	----	----	---	---

**Natural Attenuation
Parameters, mg/L**

Chloride	13	16.2	14.5	----	----	----	----	----	----	125	250
Nitrate as N	---	---	----	----	----	----	----	----	----	2	10
Sulfate	---	2.2	2.5	----	----	----	----	----	----	125	250
Total Alkalinity	240	238	238	229	260	287	278	309	255	---	---
Total Organic Carbon	---	----	----	----	----	---	2.8	2.9	3.4	---	---

pH	7.38	7.43	9.16	7.24	7.37	7.15	6.96	7.18	6.34	---	---
Conductivity (mS/cm)	380	0.36	0.374	0.364	0.402	0.441	0.514	0.409	0.333	---	---
Temperature (C)	11.8	9.73	9.39	10.48	9.55	9.48	9.8	9.04	9.19	---	---
ORP (mV)	-13.8	-3.4	-558.7	-6.5	15.7	25.7	27.9	-61.5	15.4	---	---
Dissolved Oxygen (mg/L)	2.9	0.45	0.70	0.38	0.24	0.86	0.29	0.31	0.13	---	---

Note: Please see notes provided at the end of this table.

**Table 1
PZ-5
Summary of Detected Compounds
Onalaska Superfund Landfill**

Volatile Organic Compounds (VOC), ug/L	1/9/2018														PAL	ES
	4/19/2012	5/17/2013	4/29/2014	10/14/2015	4/27/2016	4/20/2017	1/9/2018	Duplicate	4/23/2018	10/24/2018	4/25/2019	10/16/2019	7/27/2020	11/4/2020		
1,2,4-Trimethylbenzene	8.2	---	---	---	---	673	240	339	334	154	148	214	236	535	96	480
1,3,5-Trimethylbenzene	4.7	---	---	---	---	<5	16.4	36.9	<1.0	<0.87	<0.87	<0.87	<1.7	<1.7	96	480
n-Butylbenzene	---	---	---	---	---	---	7.2	8.7	5.7	1.5J	2.3J	4.0	3.7J	5.5	---	---
Acetone	---	---	---	---	---	<29.5	<5.9	<14.8	<5.9	<2.7	7.3J	6.4J	<5.5	<5.5	1800	9000
sec-Butylbenzene	2.2	---	---	---	---	<21.9	16.9	19.2J	16.7	6.5	8.2	13.6	10.9	16.5	---	---
Isopropylbenzene	---	---	---	---	---	5.1J	2.1	2.9J	2.9	1.3J	1.8J	2.7J	<3.4	3.8J	---	---
Methylene chloride	<0.63	---	---	---	---	<2.3	<0.47	<1.2	<0.47	1.4J	<0.58	<0.58	<1.2	<1.2	0.5	5
n-Propylbenzene	---	---	---	---	---	11.6	4.3	6.5	5.5	2.4J	2.7J	4.1J	4.5J	6.3J	---	---
p-Isopropyltoluene	---	---	---	---	---	13.5	12.1	14.3	14.3	5.1	6.5	14.1	9.9	18.3	---	---
tert-Butylbenzene	---	---	---	---	---	2.1J	3.2	5.0	3.9	1.6	1.3	2.7	2.5	4.3	---	---
Metals, mg/L																
Arsenic	0.0057	0.0056	<0.0072	<0.0072	<0.0072	0.0073J	0.0109J	<0.0054	0.0063J	<0.0054	0.0152J	<0.0083	<0.0083	<0.0083	0.001	0.01
Barium	0.110	0.134	0.0944	0.168	0.132	0.155	0.155	0.157	0.143	0.139	0.121	0.124	0.142	0.167	0.4	2
Cadmium	<0.00010	<0.00038	<0.00060	<0.00060	<0.00060	<0.0013	<0.0013	<0.0013	<0.0013	<0.0013	<0.0013	<0.0013	<0.0013	<0.0013	0.0005	0.005
Calcium	---	51.4	37.9	---	---	---	---	---	---	---	---	---	---	---	---	---
Cobalt	0.0017	0.0013	0.001	0.0016	0.0014	0.0018J	0.0016	0.0026J	<0.0014	<0.0014	<0.0014	<0.0014	<0.0014	<0.0014	0.008	0.04
Iron	4.1	4.7	3.09	6.55	6.26	7.7	6.71	6.71	6.54	5.98	5.22	5.06	6.03	6.68	0.15	0.3
Lead	<0.00016	<0.0012	0.0034	<0.0030	<0.0030	<0.0043	<0.0043	<0.0043	<0.0043	<0.0064	<0.0064	<0.0059	<0.0059	<0.0059	0.0015	0.015
Magnesium	---	20.3	14.8	---	---	---	---	---	---	---	---	---	---	---	---	---
Manganese	2.5	2.3	1.42	1.91	1.19	1.13	1.26	1.28	1.23	0.921	0.709	0.626	0.812	1.05	0.060	0.300
Mercury	<0.000070	<0.00010	<0.00010	<0.00010	<0.00018	<0.00013	<0.00013	<0.00013	<0.00013	<0.000084	<0.000084	<0.000084	<0.000066	<0.000066	0.0002	0.002
Potassium	---	0.725	0.502	---	---	---	---	---	---	---	---	---	---	---	---	---
Sodium	---	1.9	1.38	---	---	---	---	---	---	---	---	---	---	---	---	---
Vanadium	0.00061	0.0032	<0.0020	0.0059	<0.0020	<0.0022	<0.0022	<0.0022	<0.0022	<0.0022	0.0025J	<0.0026	<0.0026	<0.0026	0.006	0.03
Dissolved Gases, ug/L																
Ethane	---	---	---	---	---	---	---	---	---	---	---	---	---	---	---	---
Ethene	---	---	---	---	---	---	---	---	---	---	---	---	---	---	---	---
Methane	---	---	---	---	---	---	---	---	---	---	---	---	---	---	---	---
Natural Attenuation Parameters, mg/L																
Chloride	1.0	3.2	2.9	---	---	---	---	---	---	---	---	---	---	---	125	250
Nitrate as N	---	---	---	---	---	---	---	---	---	---	---	---	---	---	2	10
Sulfate	---	4.7	3.7	---	---	---	---	---	---	---	---	---	---	---	125	250
Total Alkalinity	180	182	165	223	186	206	189	201	188	---	170	---	195	---	---	---
Total Organic Carbon	---	---	---	---	---	---	1.1	1.2	1.3	1.2	1.2	1.1	1.1	1.8	---	---
pH	8.43	6.69	7.23	7.16	7.52	7.12	6.95	6.95	6.88	6.97	7.20	7.15	---	7.21	---	---
Conductivity (mS/cm)	310	0.265	0.234	0.340	0.257	0.278	0.233	0.233	0.351	0.383	0.240	0.457	0.259	0.326	---	---
Temperature (C)	9.1	9.59	8.49	10.16	9.13	8.91	11.03	11.03	9.08	10.3	8.05	9.19	9.61	10.92	---	---
ORP (mV)	22.7	-40.6	-93.8	-94.9	-95.4	-73.8	-71.0	-71.0	-80.3	-92.8	-107.0	-98.7	8.4	-256.0	---	---
Dissolved Oxygen (mg/L)	4.8	5.22	4.49	1.43	2.24	4.24	0.46	0.46	2.18	3.31	3.99	3.76	2.13	0.42	---	---

Note: Please see notes provided at the end of this table.

Table 1
PZ-6
Summary of Detected Compounds
Onalaska Superfund Landfill

Volatile Organic Compounds (VOC), ug/L	4/25/2019								PAL	ES
	1/8/2018	4/23/2018	10/24/2018	4/25/2019	Duplicate	10/16/2019	7/27/2020	11/4/2020		
Acetone	<3.0	<3.0	2.8J	3.8J	<2.7	9.9J	<2.7	<2.7	1800	9000
Benzene	<0.50	1.5	<0.25	<0.25	<0.25	<0.25	<.25	<.25	0.5	5
sec-Butylbenzene	<2.2	27.9	<0.85	<0.85	<0.85	<0.85	<0.85	<0.85	----	----
tert-Butylbenzene	<0.18	25.5	<0.30	<0.30	<0.30	<0.30	<0.30	<0.30	----	----
Chlorobenzene	<0.50	0.96J	<0.71	<0.71	<0.71	<0.71	<0.71	<0.71	----	----
Methylene chloride	<0.23	<0.23	0.96J	<0.58	<0.58	<0.58	<0.58	<0.58	0.5	5
Naphthalene	<2.5	57.3	<1.2	<1.2	<1.2	<1.2	<1.2	<1.2	10	100
Isopropylbenzene	<0.14	101	<0.39	<0.39	<0.39	<0.39	<1.7	<1.7	----	----
n-Butylbenzene	<0.50	11.5	<0.71	<0.71	<0.71	<0.71	<0.71	<0.71	----	----
n-Propylbenzene	<0.50	150	<0.81	<0.81	<0.81	<0.81	<0.81	<0.81	----	----
p-Isopropyltoluene	<0.50	0.58J	<0.80	<0.80	<0.80	<0.80	<0.80	<0.80	----	----

Metals, mg/L

Arsenic	<0.0054	<0.0054	<0.0054	0.0139J	<0.0054	<0.0083	<0.0083	<0.0083	0.001	0.01
Barium	0.0262	0.0237	0.0215	0.021	0.0216	0.0218	0.0238	0.0229	0.4	2
Cadmium	<0.0013	<0.0013	<0.0013	<0.0013	<0.0013	<0.0013	<0.0013	<0.0013	0.0005	0.005
Calcium	----	----	----	----	----	----	----	----	----	----
Cobalt	<0.0014	<0.0014	<0.0014	<0.0014	<0.0014	<0.0014	<0.0014	<0.0014	0.008	0.04
Iron	<0.0155	<0.0155	<0.0354	<0.0354	<0.0354	<0.0352	<0.0352	<0.0567	0.15	0.3
Lead	0.0074	<0.0043	<0.0064	<0.0064	<0.0064	<0.0059	<0.0059	<0.0059	0.0015	0.015
Magnesium	----	----	----	----	----	----	----	----	----	----
Manganese	<0.0011	<0.0011	<0.0011	<0.0011	<0.0011	<0.0015	<0.0015	<0.0015	0.060	0.300
Mercury	<0.00013	<0.00013	<0.000084	<0.000084	<0.000084	<0.000084	<0.000066	<0.000066	0.0002	0.002
Potassium	----	----	----	----	----	----	----	----	----	----
Sodium	----	----	----	----	----	----	----	----	----	----
Vanadium	<0.0022	<0.0022	<0.0022	0.0023J	0.003J	<0.0026	<0.0026	0.0026J	0.006	0.03

Dissolved Gases, ug/L

Ethane	----	----	----	----	----	----	----	----	----	----
Ethene	----	----	----	----	----	----	----	----	----	----
Methane	----	----	----	----	----	----	----	----	----	----

**Natural Attenuation
Parameters, mg/L**

Chloride	----	----	----	----	----	----	----	----	125	250
Nitrate as N	----	----	----	----	----	----	----	----	2	10
Sulfate	----	----	----	----	----	----	----	----	125	250
Total Alkalinity	221	205	----	198	193	----	218	----	----	----
Total Organic Carbon	0.7	0.88	0.83J	0.90	1.1	----	0.93	0.88	----	----

Table 1
PW1
Summary of Detected Compounds
Onalaska Superfund Landfill

Volatile Organic Compounds (VOC), ug/L	7/10/2008	4/29/2010	4/18/2012	5/15/2013	4/29/2014	10/16/2015	5/16/2016	10/5/2016	4/21/2017	4/24/2018	4/23/2019	7/30/2020	PAL	ES
Metals, mg/L														
Arsenic	----	<0.00061	<0.00015	<0.0044	<0.0072	<0.0072	<0.0072	<0.0083	<0.0083	<0.0083	<0.0083	<0.0083	0.001	0.01
Barium	----	0.022	0.020	0.0228	0.0173	0.021	0.0207	0.0125	0.0218	0.0248	0.0203	0.0212	0.4	2
Cadmium	----	<0.00061	<0.00010	<0.00038	<0.00060	<0.00060	<0.00060	<0.0013	<0.0013	<0.0013	<0.0013	<0.0013	0.0005	0.005
Calcium	----	----	----	69.9	60.7	----	----	----	----	----	----	----	----	----
Cobalt	----	<0.00061	<0.00013	<0.00085	<0.00094	<0.00094	<0.00094	<0.0014	<0.0014	<0.0014	<0.0014	<0.0014	0.008	0.04
Iron	----	4.4	3.5	4.38	3.42	4.53	4.15	<0.034	5.87	10.4	5.44	3.56	0.15	0.3
Lead	0.00014	<0.00061	0.0027	<0.0012	<0.0030	<0.0030	<0.0030	<0.0043	<0.0043	<0.0043	<0.0059	<0.0059	0.0015	0.015
Magnesium	----	----	----	18.4	16.5	----	----	----	----	----	----	----	----	----
Manganese	----	0.11	0.120	0.129	0.143	0.127	0.118	0.0054	0.158	0.133	0.145	0.112	0.060	0.300
Mercury	----	<0.000065	<0.000070	<0.00010	<0.00010	<0.00010	<0.00013	<0.00013	<0.00013	<0.00013	<0.000084	<0.000066	0.0002	0.002
Potassium	----	----	----	2.77	2.4	----	----	----	----	----	----	----	----	----
Sodium	----	----	----	7.78	6.5	----	----	----	----	----	----	----	----	----
Vanadium	----	<0.00061	<0.00034	<0.0012	<0.0020	<0.0020	<0.0020	<0.0022	<0.0022	<0.0022	0.0027J	<0.0026	0.006	0.03

Note: Please see notes provided at the end of this table.

**Table 1
PW2
Summary of Detected Compounds
Onalaska Superfund Landfill**

Volatile Organic

Compounds (VOC), ug/L	4/15/2009	4/29/2010	4/19/2012	5/15/2013	4/29/2014	10/16/2015	12/2/2015	4/27/2016	10/4/2016	4/21/2017	4/25/2018	4/23/2019	7/31/2020	PAL	ES
Acetone	----	----	----	<2.6	<3.0	<3.0	----	<3.0	<3.0	<3.0	<3.0	2.9J	<2.7	1800	9000
Chloromethane	<0.30	<0.30	<0.24	<0.39	<0.50	<0.50	----	<0.50	<0.50	<0.50	<0.50	4.3J	<2.2	3	30

Metals, mg/L

Arsenic	0.00058	<0.00061	0.00066	<0.0044	<0.0072	<0.0072	<0.0072	<0.0072	<0.0083	<0.0083	<0.0083	<0.0083	<0.0083	0.001	0.01
Barium	0.11	0.073	0.091	0.153	0.118	0.124	0.133	0.140	0.131	0.126	0.117	0.094	0.087	0.4	2
Cadmium	<0.00012	<0.00061	<0.00010	<0.00038	<0.00060	<0.00060	<0.00060	<0.00060	<0.0013	<0.0013	<0.0013	<0.0013	<0.0013	0.0005	0.005
Calcium	----	----	----	60	50.1	----	----	----	----	----	----	----	----	----	----
Cobalt	<0.00012	<0.00061	<0.00013	<0.00085	<0.00094	<0.00094	<0.00094	<0.00094	<0.0014	<0.0014	<0.0014	<0.0014	<0.0014	0.008	0.04
Iron	0.16	0.280	0.089	<0.0140	<0.0129	<0.0129	<0.0129	<0.0129	<0.034	0.0611J	0.177	0.117J	0.0755J	0.15	0.3
Lead	<0.00012	<0.00061	0.0037	<0.0012	<0.0030	<0.0030	<0.0030	<0.0030	<0.0043	<0.0043	<0.0043	<0.0059	<0.0059	0.0015	0.015
Magnesium	----	----	----	16.8	14.5	----	----	----	----	----	----	----	----	----	----
Manganese	0.054	0.050	0.190	0.209	0.158	0.394	0.131	0.109	0.369	0.132	0.172	0.0504	0.0508	0.060	0.300
Mercury	<0.000065	<0.000065	<0.00070	<0.00010	<0.00010	<0.00010	<0.00010	<0.00018	<0.00013	<0.00013	<0.00013	<0.000084	<0.000066	0.0002	0.002
Potassium	----	----	----	4.11	3.21	----	----	----	----	----	----	----	----	----	----
Sodium	----	----	----	7.59	5.61	----	----	----	----	----	----	----	----	----	----
Vanadium	<0.00012	<0.00061	<0.00034	<0.0012	<0.0020	<0.0020	<0.0020	<0.0020	<0.0022	<0.0022	<0.0022	<0.0026	<0.0026	0.006	0.03

Natural Attenuation

Parameters, mg/L

pH	----	U	----	7.73	----	----	----	----	----	----	----	----	----	----	----
Conductivity (mS/cm)	----	U	----	0.295	----	----	----	----	----	----	----	----	----	----	----
Temperature (C)	----	U	----	7.02	----	----	----	----	----	----	----	----	----	----	----
ORP (mV)	----	U	----	72.7	----	----	----	----	----	----	----	----	----	----	----
Dissolved Oxygen (mg/L)	----	U	----	2.84	----	----	----	----	----	----	----	----	----	----	----

Chloride	----	----	----	11.1	11.4	----	----	----	----	----	----	----	----	125	250
Nitrate as N	----	----	----	----	----	----	----	----	----	----	----	----	----	2	10
Sulfate	----	----	----	11.9	8.6	----	----	----	----	----	----	----	----	125	250
Total Alkalinity	----	----	----	----	----	----	----	----	----	----	----	----	----	----	----
Total Organic Carbon	----	----	----	----	----	----	----	----	----	----	----	----	----	----	----

Note: Please see notes provided at the end of this table.

Table 1
PW3
Summary of Detected Compounds
Onalaska Superfund Landfill

Volatile Organic Compounds (VOC), ug/L	7/16/2013	4/29/2014	10/16/2015	4/27/2016	10/3/2016	4/21/2017	4/24/2019	PAL	ES
Acetone	<2.6	<3.0	<3.0	<3.0	<3.0	<3.0	2.9J	1800	9000
Toluene	0.73	<0.50	<0.50	<0.50	<0.50	<0.50	<0.17	160	800

Metals, mg/L	7/16/2013	4/29/2014	10/16/2015	4/27/2016	10/3/2016	4/21/2017	4/24/2019	PAL	ES
Arsenic	<0.0044	<0.0072	<0.0072	<0.0072	<0.0083	<0.0083	<0.0083	0.001	0.01
Barium	0.0331	0.0259	0.0284	0.0189	0.028	0.0348	0.0252	0.4	2
Cadmium	<0.00038	<0.00060	<0.00060	<0.00060	<0.0013	<0.0013	<0.0013	0.0005	0.005
Calcium	----	65.4	----	----	----	----	----	----	----
Cobalt	<0.00085	<0.00094	<0.00094	<0.00094	<0.0014	<0.0014	<0.0014	0.008	0.04
Iron	6.72	4.25	4	1.46	10.8	5.4	11.3	0.15	0.3
Lead	0.0026	<0.0030	<0.0030	<0.0030	<0.0043	<0.0043	<0.0059	0.0015	0.015
Magnesium	----	16.2	----	----	----	----	----	----	----
Manganese	0.143	0.109	0.112	0.152	0.150	0.119	0.169	0.060	0.300
Mercury	<0.00010	<0.00010	<0.00010	<0.00018	<0.00013	<0.00013	<0.000084	0.0002	0.002
Potassium	----	2.49	----	----	----	----	----	----	----
Sodium	----	3.79	----	----	----	----	----	----	----
Vanadium	<0.0012	<0.0020	<0.0020	<0.0020	<0.0022	<0.0022	<0.0026	0.006	0.03

Note: Please see notes provided at the end of this table.

Table 1
PW4
Summary of Detected Compounds
Onalaska Superfund Landfill

Volatile Organic Compounds (VOC), ug/L	7/16/2013	4/29/2014	10/16/2015	4/27/2016	10/3/2016	4/21/2017	4/25/2018	4/23/2019	7/31/2020	PAL	ES
Acetone	<2.6	<0.30	<3.0	<3.0	<3.0	4.1J	<3.0	3.4J	<2.7	1800	9000
Toluene	0.88	<0.50	<0.50	<0.50	<0.50	<0.50	<0.50	<0.17	<0.27	160	800
Metals, mg/L											
Arsenic	<0.0044	<0.0072	<0.0072	<0.0072	<0.0083	<0.0083	<0.0083	<0.0083	<0.0083	0.001	0.01
Barium	0.0250	0.0189	0.0209	0.0166	0.0226	0.0206	0.02	0.0199	0.0199	0.4	2
Cadmium	<0.00038	<0.00060	<0.00060	<0.00060	<0.0013	<0.0013	<0.0013	<0.0013	<0.0013	0.0005	0.005
Calcium	----	62.5	----	----	----	----	----	----	----	----	----
Cobalt	<0.00085	<0.00094	<0.00094	<0.00094	<0.0014	<0.0014	<0.0014	<0.0014	<0.0014	0.008	0.04
Iron	6.6	5.49	4.82	1.43	4.57	4.12	7.58	6.83	2.92	0.15	0.3
Lead	<0.0012	<0.0030	0.0033	0.0042	<0.0043	<0.0043	<0.0043	<0.0059	<0.0059	0.0015	0.015
Magnesium	----	16.3	----	----	----	----	----	----	----	----	----
Manganese	0.120	0.100	0.101	0.106	0.094	0.096	0.119	0.114	0.088	0.060	0.300
Mercury	<0.00010	<0.00010	<0.00010	<0.00018	<0.00013	<0.00013	<0.00013	<0.000084	<0.000066	0.0002	0.002
Potassium	----	2.28	----	----	----	----	----	----	----	----	----
Sodium	----	5.86	----	----	----	----	----	----	----	----	----
Vanadium	<0.0012	<0.0020	<0.0020	<0.0020	<0.0022	<0.0022	<0.0022	0.0027J	<0.0026	0.006	0.03

Note: Please see notes provided at the end of this table.

Table 1
PW5
Summary of Detected Compounds
Onalaska Superfund Landfill

Volatile Organic Compounds (VOC), ug/L	4/23/2019	5/14/2019	7/30/2020	PAL	ES
Acetone	<2.7		3.2J	1800	9000
Carbon disulfide	2.9J	----	<0.45	200	1000

Metals, mg/L

Arsenic	<0.0083	<0.0083	<0.0083	0.001	0.01
Barium	0.0282	----	0.0279	0.4	2
Cadmium	<0.0013	----	<0.0013	0.0005	0.005
Calcium	----	----	----	----	----
Cobalt	<0.0014	----	<0.0014	0.008	0.04
Iron	0.799	----	0.954	0.15	0.3
Lead	<0.0059	----	<0.0059	0.0015	0.015
Magnesium	----	----	----	----	----
Manganese	0.368	0.398	0.310	0.060	0.300
Mercury	<0.000084	----	<0.000066	0.0002	0.002
Potassium	----	----	----	----	----
Sodium	----	----	----	----	----
Vanadium	<0.0026	----	<0.0026	0.006	0.03

**Natural Attenuation
Parameters, mg/L**

pH	----	----		----	----
Conductivity (mS/cm)	----	----		----	----
Temperature (C)	----	----		----	----
ORP (mV)	----	----		----	----
Dissolved Oxygen (mg/L)	----	----		----	----

Note: Please see notes provided at the end of this table.

Table 1
PW6
Summary of Detected Compounds
Onalaska Superfund Landfill

Volatile Organic Compounds (VOC), ug/L	4/23/2019	5/14/2019	7/30/2020	PAL	ES
Acetone	3.9J	----	<2.7	1800	9000

Metals, mg/L

Arsenic	.0147J	<0.0083	<0.0083	0.001	0.01
Barium	0.0423	----	0.0512	0.4	2
Cadmium	<0.0013	----	<0.0013	0.0005	0.005
Calcium	----	----	----	----	----
Cobalt	<0.0014	----	<0.0014	0.008	0.04
Iron	<0.0739	----	<0.0352	0.15	0.3
Lead	<0.0059	----	<0.0059	0.0015	0.015
Magnesium	----	----	----	----	----
Manganese	0.224	0.407	0.186	0.060	0.300
Mercury	<0.000084	----	<0.000066	0.0002	0.002
Potassium	----	----	----	----	----
Sodium	----	----	----	----	----
Vanadium	0.0028J	----	<0.0026	0.006	0.03

**Natural Attenuation
Parameters, mg/L**

pH	----	----	----	----	----
Conductivity (mS/cm)	----	----	----	----	----
Temperature (C)	----	----	----	----	----
ORP (mV)	----	----	----	----	----
Dissolved Oxygen (mg/L)	----	----	----	----	----

Note: Please see notes provided at the end of this table.

Table 1
Notes
Summary of Detected Compounds
Onalaska Superfund Landfill
Braun Intertec Project #LC-13-01254.00

For the volatile organic compound (VOC) only; the compounds reported are the only VOC that have been detected during the sampling event dates shown.

Yellow highlighted cells indicate the compound exceeds the WDNR preventive action limit (PAL).

Yellow highlighted cell and bold number indicates the compound exceeds the WDNR PAL and enforcement standard (ES).

The ES and PAL criteria for trimethylbenzene (TMB) is the sum of 1,2,4-TMB and 1,3,5-TMB.

< indicates the compound was not detected at or above the method detection limit.

--- indicates that there is no available criteria associated with the specified compound or the compound was not analyzed.

Residential wells are sampled for VOC and metals only.

Created by		
(beginning with 4/9/08 results):	<u>TLR</u>	Date: <u>5/6/2008</u>
Last revision by:	<u>SJO</u>	Date: <u>1/15/2020</u>
Checked by:	<u>SJO</u>	Date: <u>1/15/2020</u>

[https://netorg76955-my.sharepoint.com/personal/john_storlie_theosgrp_com/Documents/CES-Projects/OnalaskaLandfill/\[Table_1_Analytical_101619.xlsx\]Notes](https://netorg76955-my.sharepoint.com/personal/john_storlie_theosgrp_com/Documents/CES-Projects/OnalaskaLandfill/[Table_1_Analytical_101619.xlsx]Notes)

**Table 2. Water Table Elevations - July 24, 2020
Onalaska Superfund Landfill**

Well Number	Date	Elevation Top of Casing ¹	Depth to Groundwater	Elevation of Groundwater
Anderson Well	NM	NM	NM	NM
AW-1	NM	NM	NM	NM
AW-9	NM	NM	NM	NM
AW-13	7/24/2020	658.85	NM	NM
AW-20	NM	NM	NM	NM
AW-25	NM	NM	NM	NM
AW-28	7/24/2020	660.91	NM	NM
EW-1	NM	NM	NM	NM
EW-2	NM	NM	NM	NM
EW-3	NM	NM	NM	NM
EW-4	NM	NM	NM	NM
EW-5	NM	NM	NM	NM
Taylor Well	NM	NM	NM	NM
Marshall Well	NM	NM	NM	NM
MW-1SR	7/24/2020	660.54	15.23	645.31
MW-2D	7/24/2020	673.90	28.51	NM
MW-2M	7/24/2020	673.64	28.34	645.30
MW-2S	7/24/2020	672.85	27.52	645.33
MW-4S	7/24/2020	665.84	20.80	645.04
MW-5S	7/24/2020	661.11 ²	16.02	645.09
MW-6M	7/24/2020	649.71	4.96	644.75
MW-6S	7/24/2020	647.86	3.12	644.74
MW-7M	7/24/2020	663.74	18.78	644.96
MW-8D	7/24/2020	660.60	15.75	644.85
MW-8M	7/24/2020	660.71	15.88	644.83
MW-8S	7/24/2020	660.74	15.91	644.83
MW-9M	7/24/2020	657.32	12.74	644.58
MW-10M	7/24/2020	657.74	13.17	644.57
MW-11M	7/24/2020	658.35	13.66	644.69
MW-12S	7/24/2020	664.22	19.32	644.90
MW-14S	7/24/2020	656.05	11.01	645.04
MW-15M	7/24/2020	656.98	12.20	644.78
MW-16S	7/24/2020	658.94	13.98	644.96
MW-16M	7/24/2020	659.22	14.25	644.97
MW-17S	7/24/2020	658.51	13.49	645.02
MW-17M	7/24/2020	658.76	13.67	645.09
Elvin Well	NM	NM	NM	NM
PZ-1	7/24/2020	656.40	11.41	644.99
PZ-2	7/24/2020	651.36	6.65	644.71
PZ-3	7/24/2020	648.96	3.97	644.99
PZ-4	7/24/2020	649.13	4.35	644.78
PZ-5	7/24/2020	661.98	16.94	645.04
PZ-6	7/24/2020	660.78	15.84	644.94
Lytle Rd. Hand Pump	NM	NM	NM	NM

Notes:

NM = Not Measured

1. Top of Casing elevation surveyed by Coulee Region Land Surveyors, Inc. on April 22, 2003.

MW-1SR and Pretasky well were surveyed on April 13, 2004. MW-16S, MW-16M, MW-17S and MW-17M, and MW-5S were surveyed on March 23, 2006.

2. Top of Casing elevation re-surveyed by Braun Intertec on December 22, 2015.

By: S. Osesek

Date: 12/28/2020

**Table 2. Water Table Elevations - November 4, 2020
Onalaska Superfund Landfill**

Well Number	Date	Elevation Top of Casing ¹	Depth to Groundwater	Elevation of Groundwater
Anderson Well	NM	NM	NM	NM
AW-1	NM	NM	NM	NM
AW-9	NM	NM	NM	NM
AW-13	11/4/2020	658.85	NM	NM
AW-20	NM	NM	NM	NM
AW-25	NM	NM	NM	NM
AW-28	11/4/2020	660.91	NM	NM
EW-1	NM	NM	NM	NM
EW-2	NM	NM	NM	NM
EW-3	NM	NM	NM	NM
EW-4	NM	NM	NM	NM
EW-5	NM	NM	NM	NM
Taylor Well	NM	NM	NM	NM
Marshall Well	NM	NM	NM	NM
MW-1SR	11/4/2020	660.54	16.13	644.41
MW-2D	11/4/2020	673.90	29.46	NM
MW-2M	11/4/2020	673.64	29.25	644.39
MW-2S	11/4/2020	672.85	28.44	644.41
MW-4S	11/4/2020	665.84	21.73	644.11
MW-5S	11/4/2020	661.11 ²	16.93	644.18
MW-6M	11/4/2020	649.71	5.80	643.91
MW-6S	11/4/2020	647.86	3.94	643.92
MW-7M	11/4/2020	663.74	19.75	643.99
MW-8D	11/4/2020	660.60	16.63	643.97
MW-8M	11/4/2020	660.71	16.79	643.92
MW-8S	11/4/2020	660.74	16.82	643.92
MW-9M	11/4/2020	657.32	13.63	643.69
MW-10M	11/4/2020	657.74	14.00	643.74
MW-11M	11/4/2020	658.35	14.53	643.82
MW-12S	11/4/2020	664.22	20.28	643.94
MW-14S	11/4/2020	656.05	11.84	644.21
MW-15M	11/4/2020	656.98	13.09	643.89
MW-16S	11/4/2020	658.94	14.88	644.06
MW-16M	11/4/2020	659.22	15.15	644.07
MW-17S	11/4/2020	658.51	14.38	644.13
MW-17M	11/4/2020	658.76	14.55	644.21
Elvin Well	NM	NM	NM	NM
PZ-1	11/4/2020	656.40	12.28	644.12
PZ-2	11/4/2020	651.36	7.46	643.90
PZ-3	11/4/2020	648.96	4.79	644.17
PZ-4	11/4/2020	649.13	5.19	643.94
PZ-5	11/4/2020	661.98	17.92	644.06
PZ-6	11/4/2020	660.78	16.81	643.97
Lytle Rd. Hand Pump	NM	NM	NM	NM

Notes:

NM = Not Measured

1. Top of Casing elevation surveyed by Coulee Region Land Surveyors, Inc. on April 22, 2003.

MW-1SR and Pretasky well were surveyed on April 13, 2004. MW-16S, MW-16M, MW-17S and MW-17M, and MW-5S were surveyed on March 23, 2006.

2. Top of Casing elevation re-surveyed by Braun Intertec on December 22, 2015.

By: S. Osesek

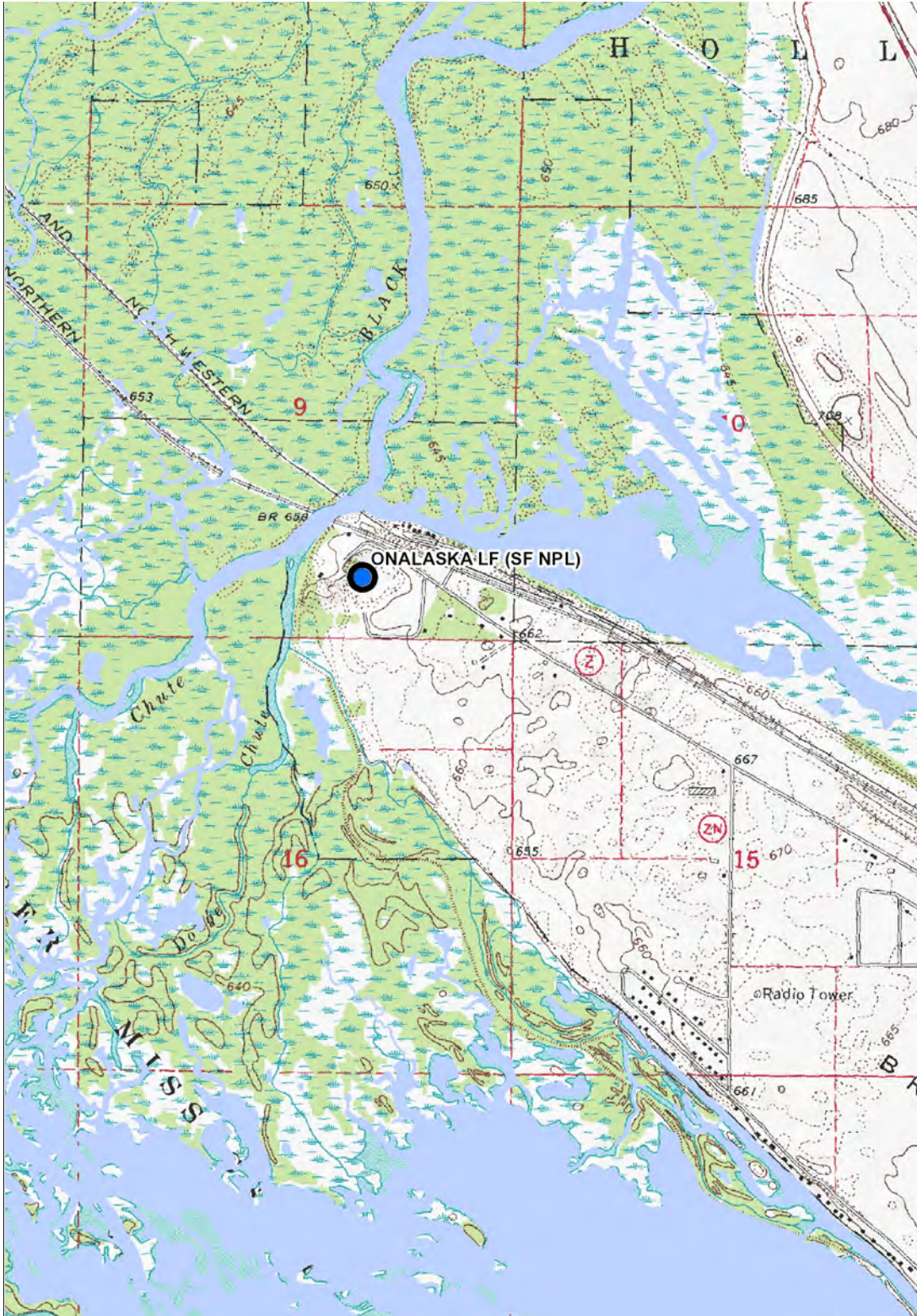
Date: 12/28/2020

FIGURES

- 1 SITE LOCATION MAP
- 2 SITE PLAN VIEW
- 3 GROUNDWATER CONTOUR MAP – SHALLOW – JULY 24, 2020
- 4 GROUNDWATER CONTOUR MAP – MID DEPTH – JULY 24, 2020
- 5 GROUNDWATER CONTOUR MAP – SHALLOW – NOVEMBER 4, 2020
- 6 GROUNDWATER CONTOUR MAP – MID DEPTH – NOVEMBER 4, 2020
- 7 GROUNDWATER MANGANESE ISOCONCENTRATION – SHALLOW – JULY 27-31, 2020
- 8 GROUNDWATER MANGANESE ISOCONCENTRATION – MID DEPTH – JULY 27-31, 2020
- 9 GROUNDWATER MANGANESE ISOCONCENTRATION – SHALLOW – NOVEMBER 4, 2020
- 10 GROUNDWATER ARSENIC ISOCONCENTRATION – SHALLOW – JULY 27-31, 2020
- 11 GROUNDWATER ARSENIC ISOCONCENTRATION – MID DEPTH – JULY 27-31, 2020
- 12 GROUNDWATER ARSENIC ISOCONCENTRATION – SHALLOW – NOVEMBER 4, 2020



Figure 1 Site Location Map



Legend

- Open Site
- Closed Site
- Continuing Obligations Apply
- Facility-wide Site
- Municipality
- State Boundaries
- County Boundaries
- Major Roads**
- Interstate Highway
- State Highway
- US Highway
- County and Local Roads**
- County HWY
- Local Road
- + Railroads
- Tribal Lands

0.8 0 Distance / 2 0.8 Miles

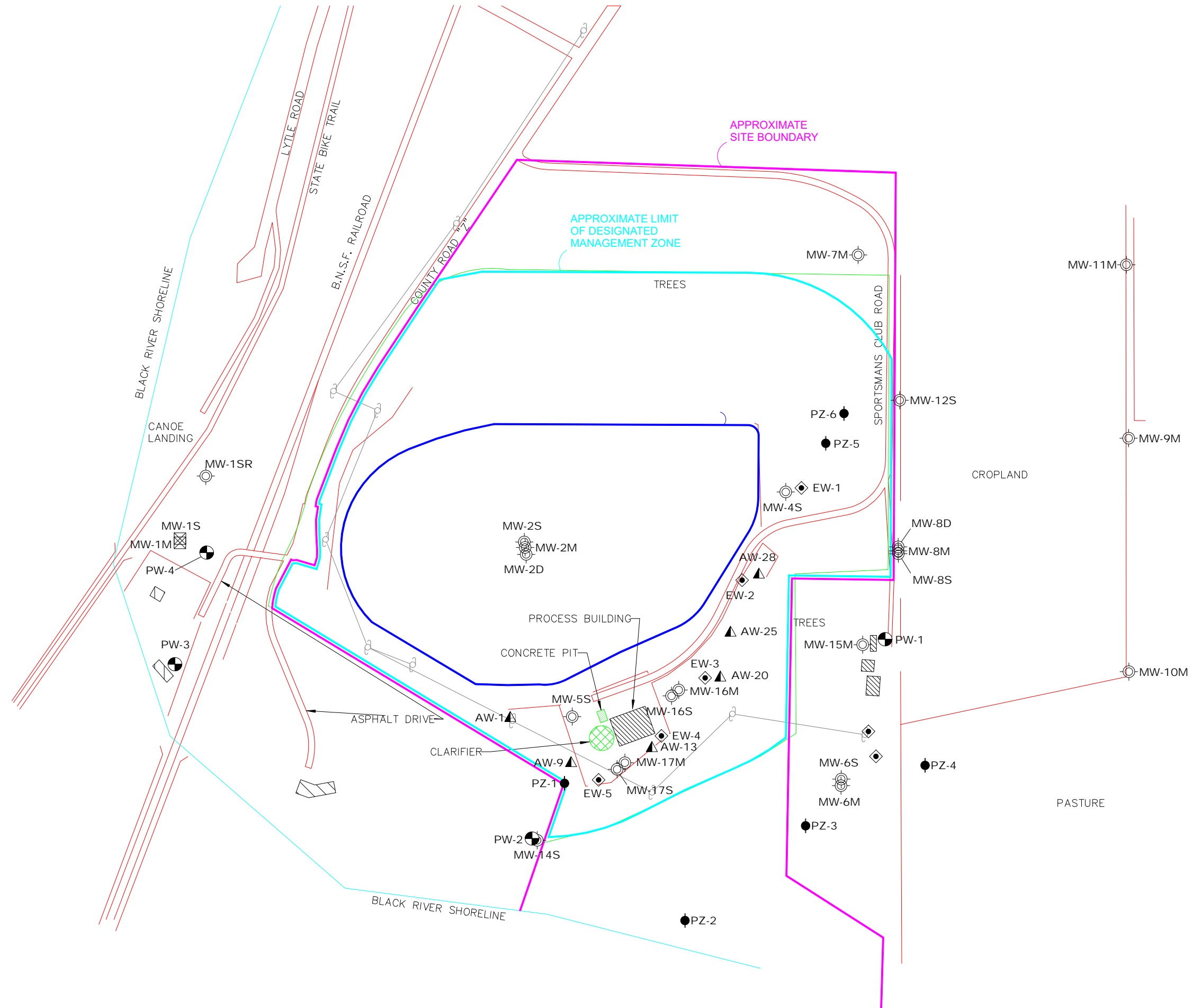
1: 23,760

NAD_1983_HARN_Wisconsin_TM

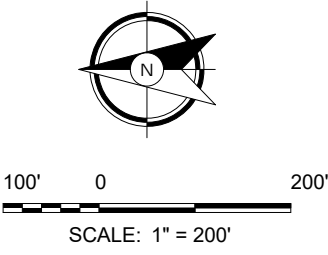
DISCLAIMER: The information shown on these maps has been obtained from various sources, and are of varying age, reliability and resolution. These maps are not intended to be used for navigation, nor are these maps an authoritative source of information about legal land ownership or public access. No warranty, expressed or implied, is made regarding accuracy, applicability for a particular use, completeness, or legality of the information depicted on this map. For more information, see the DNR Legal Notices web page: <http://dnr.wi.gov/org/legal/>

Note: Not all sites are mapped.

Notes



- ☒ ABANDONED MONITORING WELL
- ⊙ MONITORING WELL
- PIEZOMETER
- ◆ EXTRACTION WELL
- ▲ AIR WELL
- ◐ POTABLE WELL



Site Plan View
Onalaska Municipal Landfill
Sportsman Club Road
Onalaska, WI

Base Dwg Provided By:
 WISCONSIN DEPARTMENT
 OF NATURAL RESOURCES

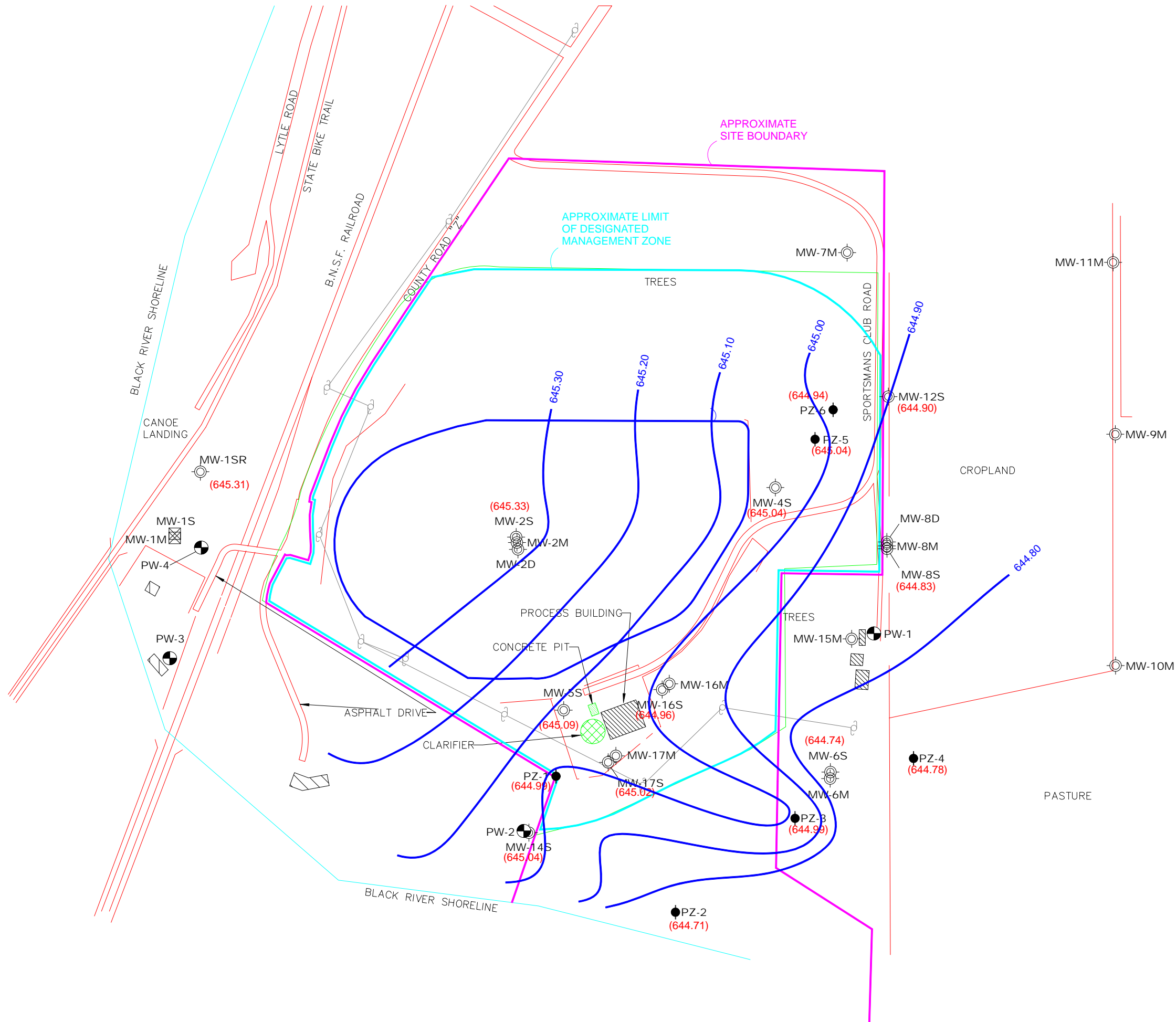
Project No: 1701119

Drawing No:

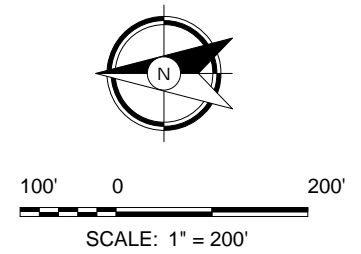
Scale: 1" = 200'
 Drawn By: SJO
 Date Drawn: 12/12/18
 Checked By: JCS
 Last Modified: 12/13/18

Sheet: 1 of 1 Fig: **2**

OnalaskaLandfillW/DNR_CADD\Onalaska_Landfill\2\GW_As_Oct18



- ☒ ABANDONED MONITORING WELL
- ⊙ MONITORING WELL
- PIEZOMETER
- ◐ POTABLE WELL
- (645) GROUNDWATER ELEVATION



Groundwater Contour Map - Shallow - July 24, 2020
Onalaska Municipal Landfill
Sportsman Club Road
Onalaska, WI

Base Dwg Provided By:
 WISCONSIN DEPARTMENT
 OF NATURAL RESOURCES

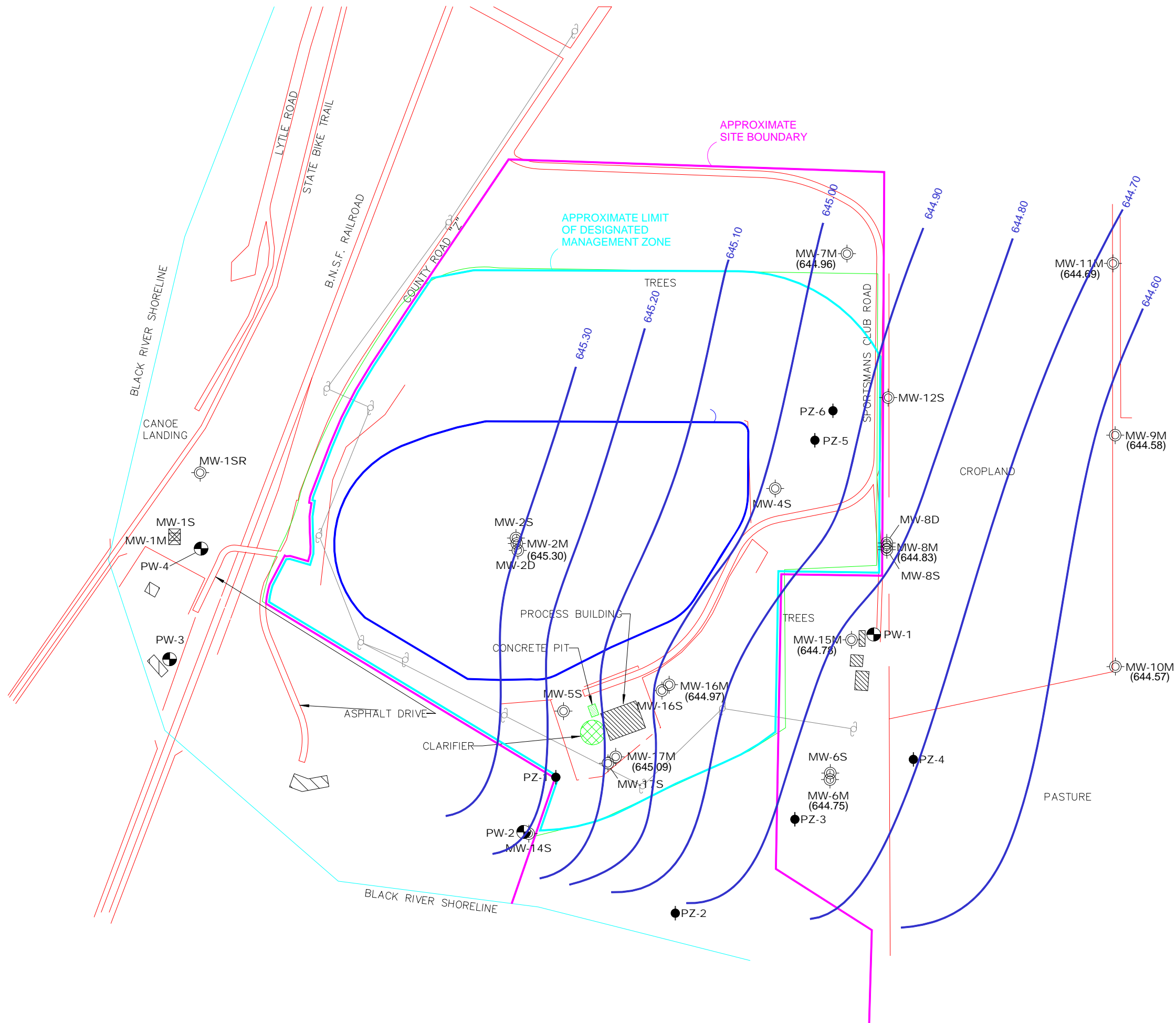
Project No: 1701119

Drawing No:

Scale: 1" = 200'
 Drawn By: SJO
 Date Drawn: 8/18/20
 Checked By: JCS
 Last Modified: 8/18/20

Sheet: 1 of 1 Fig: **3**

OnalaskaLandfillWDPNR_CADD\Onalaska_Landfill\2\GW_As_Oct18



- ☒ ABANDONED MONITORING WELL
- ⊙ MONITORING WELL
- PIEZOMETER
- ◐ POTABLE WELL
- (645) GROUNDWATER ELEVATION

Groundwater Contour Map - Mid Depth - July 24, 2020
Onalaska Municipal Landfill
Sportsman Club Road
Onalaska, WI

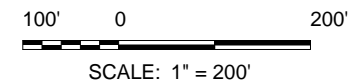
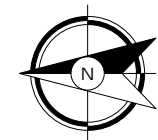
Base Dwg Provided By:
 WISCONSIN DEPARTMENT
 OF NATURAL RESOURCES

Project No: 1701119

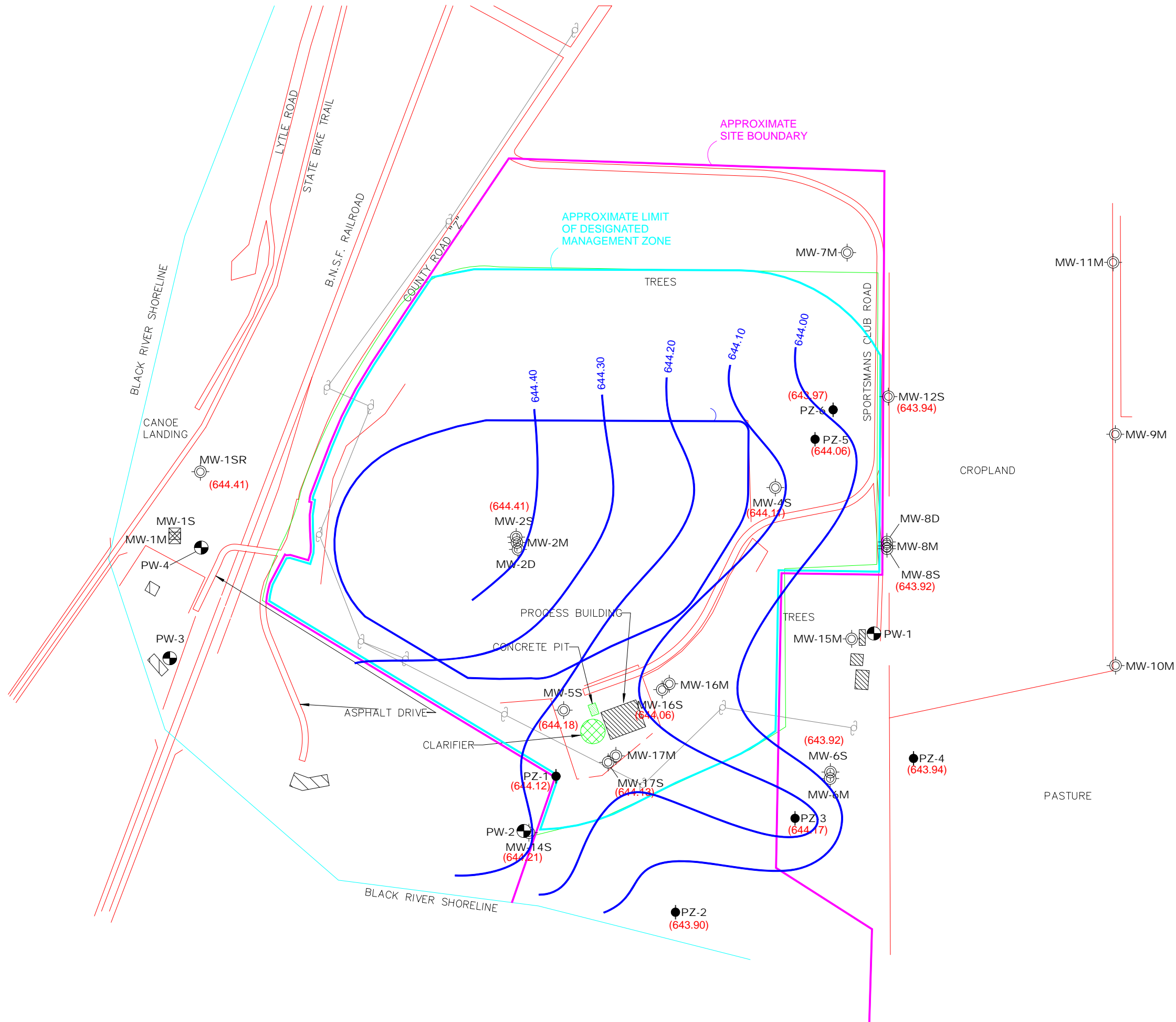
Drawing No:

Scale: 1" = 200'
 Drawn By: SJO
 Date Drawn: 8/18/20
 Checked By: JCS
 Last Modified: 8/18/20

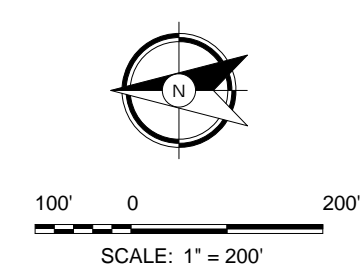
Sheet: 1 of 1 Fig: 4



OnalaskaLandfill\W\DNR_CADD\Onalaska_Landfill\2\GW_As_Oct18



- ☒ ABANDONED MONITORING WELL
- ⊙ MONITORING WELL
- PIEZOMETER
- ◐ POTABLE WELL
- (645) GROUNDWATER ELEVATION



Groundwater Contour Map - Shallow - November 4, 2020
Onalaska Municipal Landfill
Sportsman Club Road
Onalaska, WI

Base Dwg Provided By:
 WISCONSIN DEPARTMENT
 OF NATURAL RESOURCES

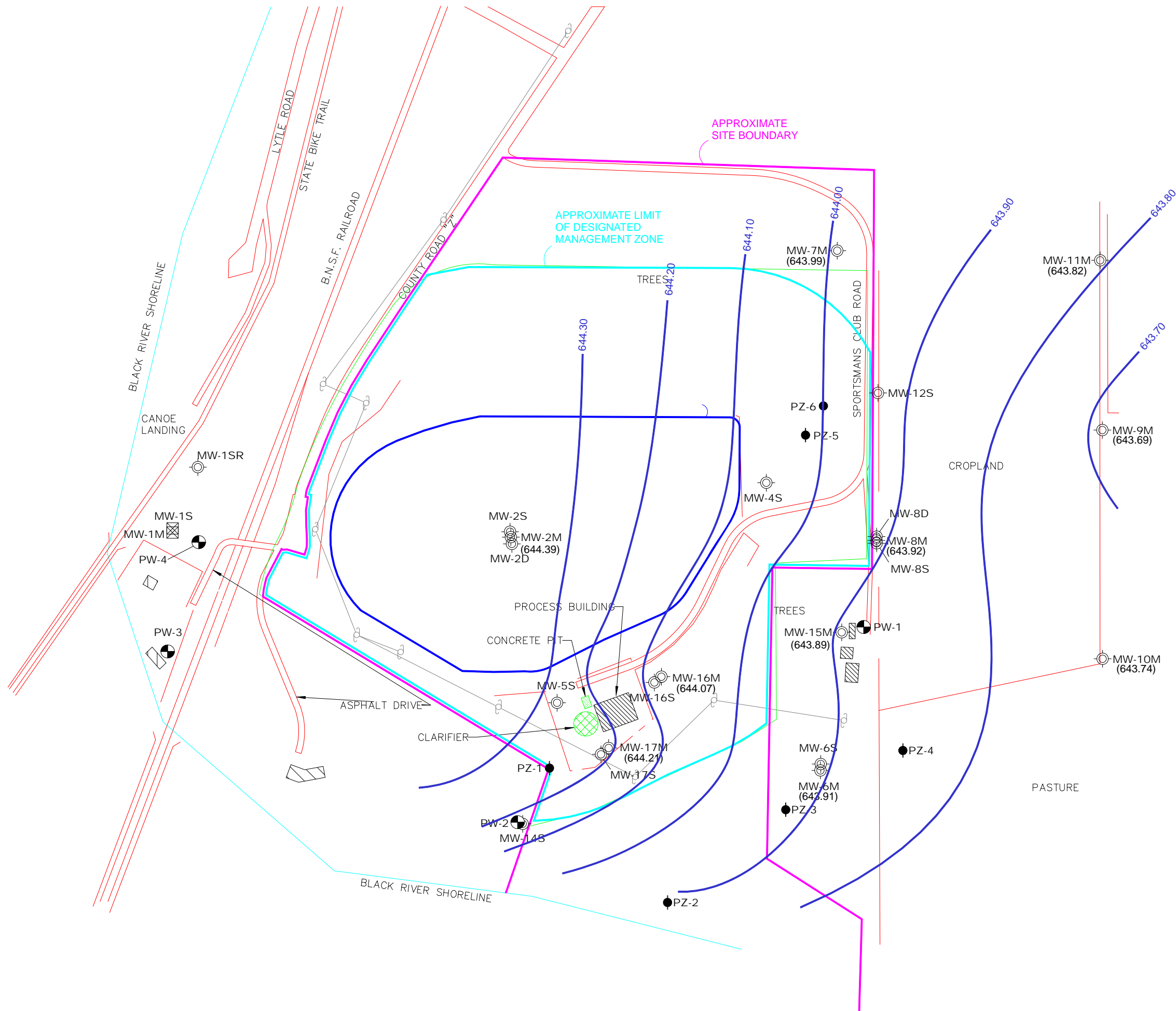
Project No: 1701119

Drawing No:

Scale: 1" = 200'
 Drawn By: SJO
 Date Drawn: 12/4/20
 Checked By: JCS
 Last Modified: 12/4/20

Sheet: 1 of 1 Fig: **5**

OnalaskaLandfillWDPNR_CADD\Onalaska_Landfill\2\GW_As_Oct18



- ☒ ABANDONED MONITORING WELL
- ⊙ MONITORING WELL
- PIEZOMETER
- ◐ POTABLE WELL
- (643) Groundwater Elevation

Groundwater Contour Map - Mid Depth - November 4, 2020
Onalaska Municipal Landfill
Sportsman Club Road
Onalaska, WI

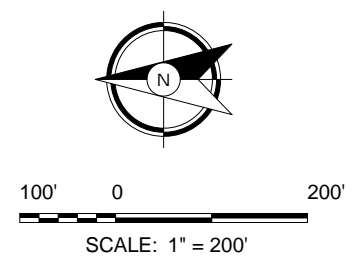
Base Dwg Provided By:
 WISCONSIN DEPARTMENT
 OF NATURAL RESOURCES

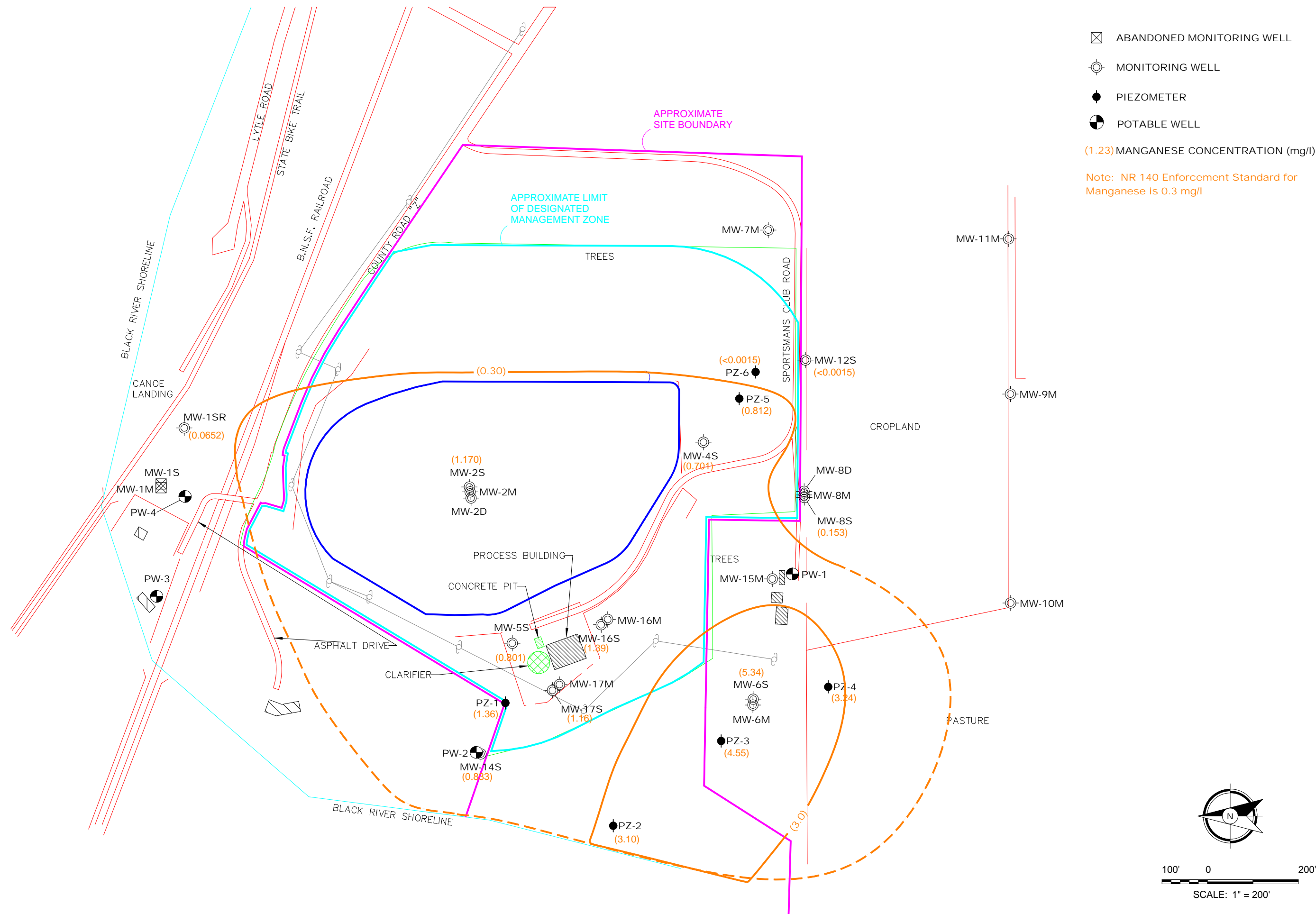
Project No: 1701119

Drawing No:

Scale: 1" = 200'
 Drawn By: SJO
 Date Drawn: 12/2/20
 Checked By: JCS
 Last Modified: 12/2/20

Sheet: 1 of 1 Fig: **6**





- ☒ ABANDONED MONITORING WELL
 - ⊙ MONITORING WELL
 - PIEZOMETER
 - ◐ POTABLE WELL
- (1.23) MANGANESE CONCENTRATION (mg/l)
- Note: NR 140 Enforcement Standard for Manganese is 0.3 mg/l

Groundwater Manganese Isoconcentration - Shallow - July 27 - 31, 2020
 Onalaska Municipal Landfill
 Sportsman Club Road
 Onalaska, WI

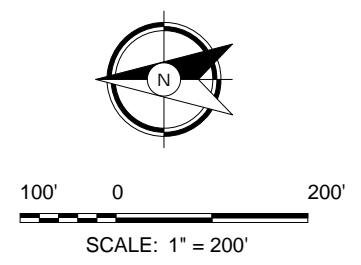
Base Dwg Provided By:
 WISCONSIN DEPARTMENT
 OF NATURAL RESOURCES

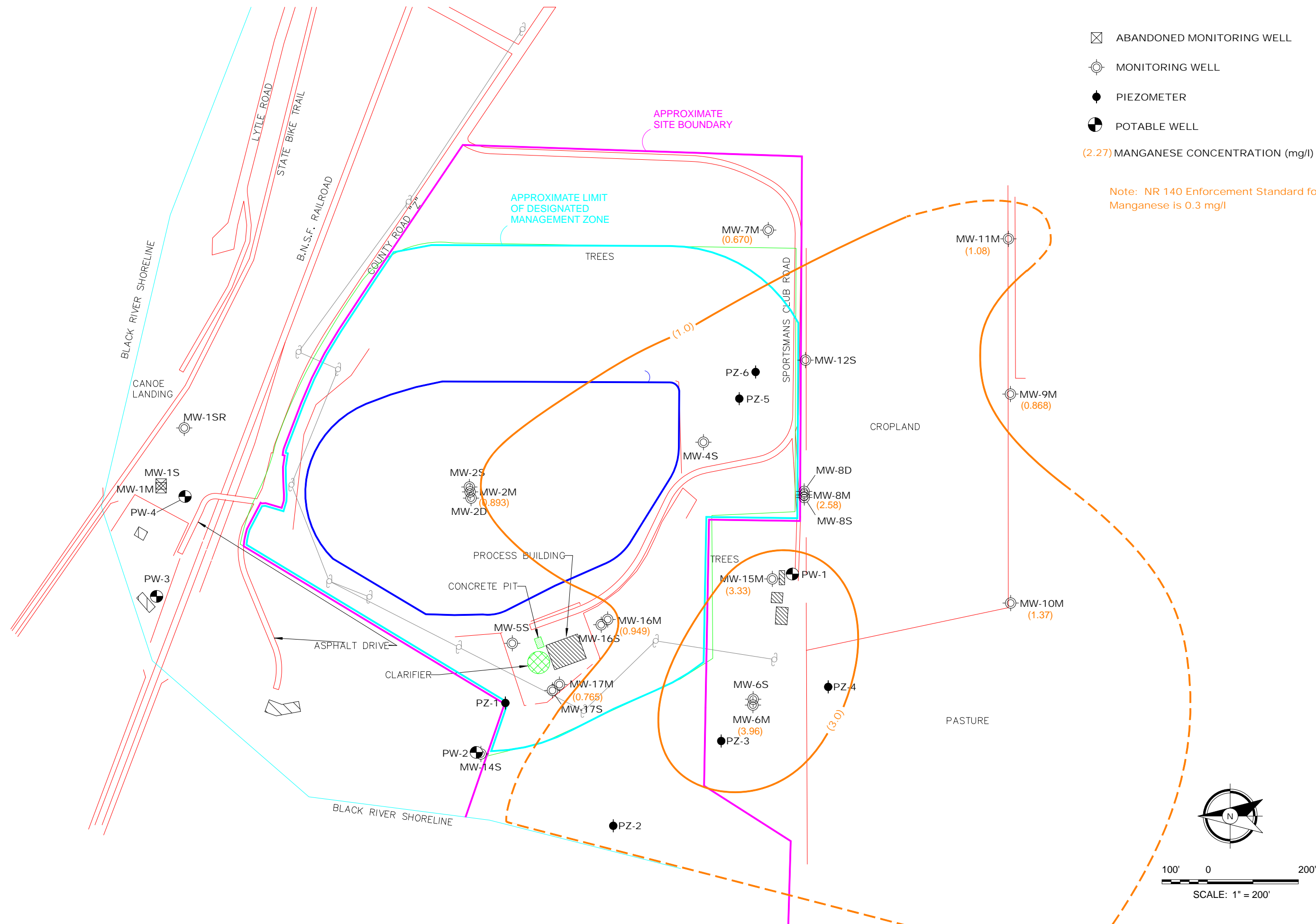
Project No: 1701119

Drawing No:

Scale: 1" = 200'
 Drawn By: SJO
 Date Drawn: 05/10/19
 Checked By: JCS
 Last Modified: 05/10/19

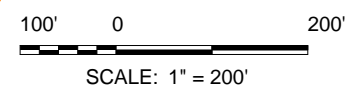
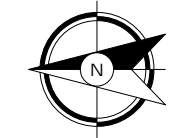
Sheet: 1 of 1 Fig: 7





- ☒ ABANDONED MONITORING WELL
- ⊙ MONITORING WELL
- PIEZOMETER
- ◐ POTABLE WELL
- (2.27) MANGANESE CONCENTRATION (mg/l)

Note: NR 140 Enforcement Standard for Manganese is 0.3 mg/l



Groundwater Manganese Isoconcentration - Mid Depth - July 27-31, 2020
 Onalaska Municipal Landfill
 Sportsman Club Road
 Onalaska, WI

Base Dwg Provided By:
 WISCONSIN DEPARTMENT
 OF NATURAL RESOURCES

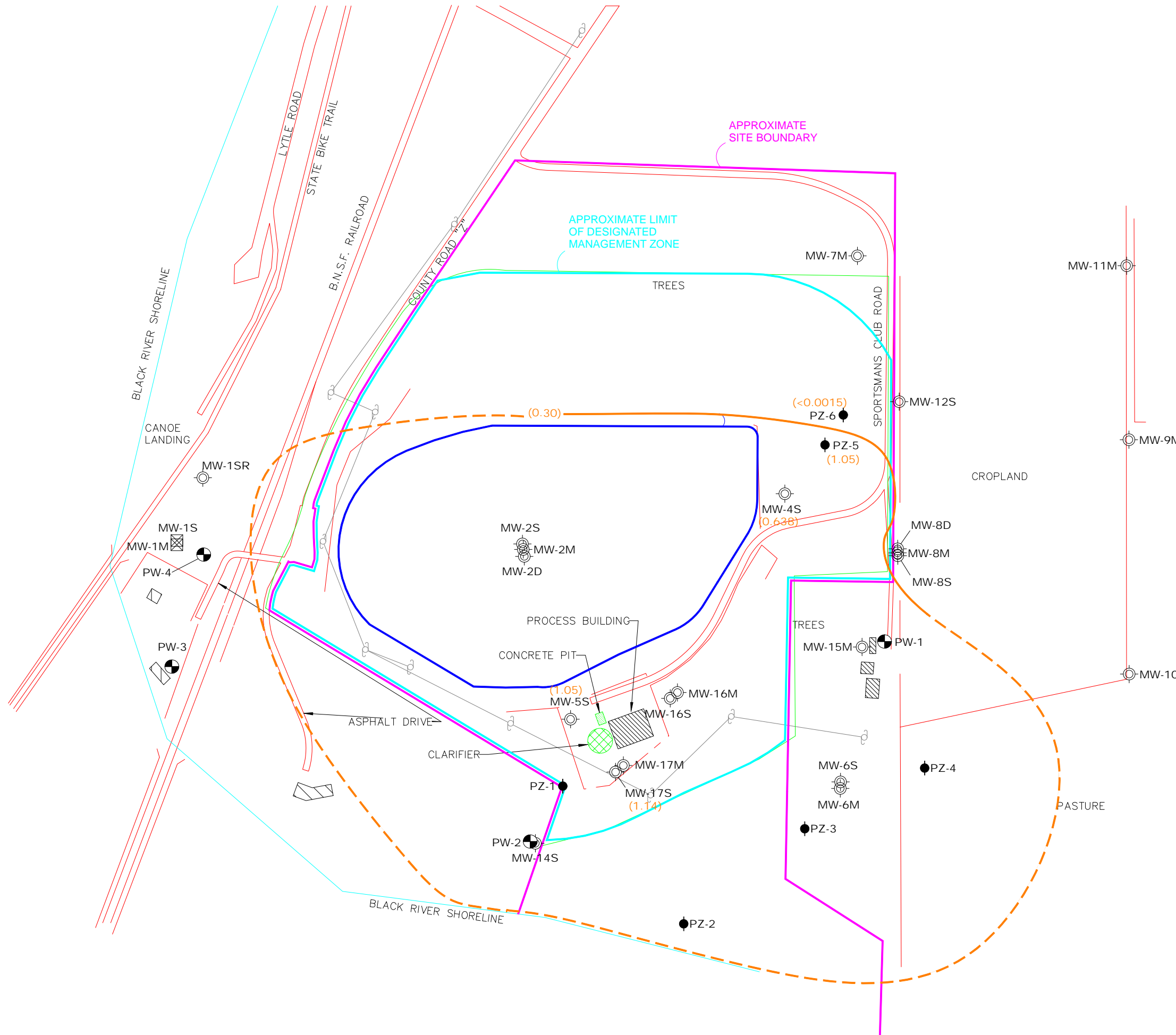
Project No: 1701119

Drawing No:

Scale: 1" = 200'
 Drawn By: SJO
 Date Drawn: 05/10/19
 Checked By: JCS
 Last Modified: 05/10/19

Sheet: 1 of 1 Fig: 8

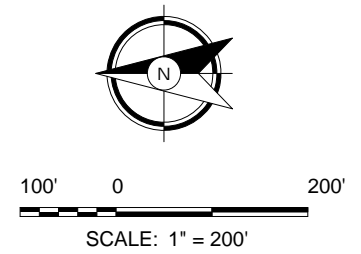
OnalaskaLandfillWDPNR_CADD\Onalaska_Landfill2\GW_S_Mn_Apr18



- ☒ ABANDONED MONITORING WELL
- ⊙ MONITORING WELL
- PIEZOMETER
- ◐ POTABLE WELL

(1.23) MANGANESE CONCENTRATION (mg/l)

Note: NR 140 Enforcement Standard for Manganese is 0.3 mg/l



Groundwater Manganese Isoconcentration - Shallow - November 4, 2020
Onalaska Municipal Landfill
Sportsman Club Road
Onalaska, WI

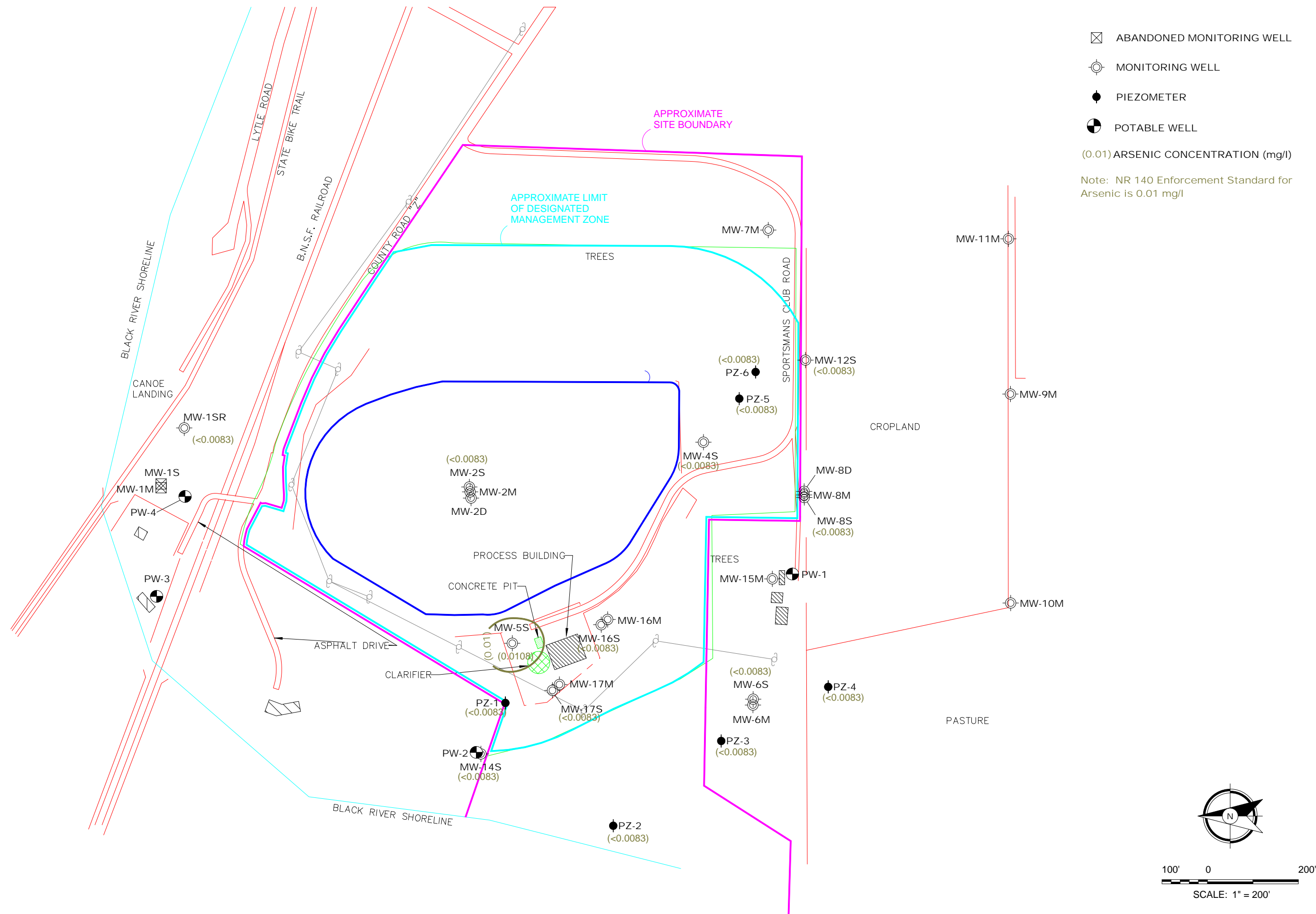
Base Dwg Provided By:
WISCONSIN DEPARTMENT
OF NATURAL RESOURCES

Project No: 1701119

Drawing No:

Scale:	1" = 200'
Drawn By:	SJO
Date Drawn:	12/4/20
Checked By:	JCS
Last Modified:	12/4/20

Sheet:	Fig:
1 of 1	9



- ☒ ABANDONED MONITORING WELL
 - ⊙ MONITORING WELL
 - PIEZOMETER
 - ⊕ POTABLE WELL
- (0.01) ARSENIC CONCENTRATION (mg/l)

Note: NR 140 Enforcement Standard for Arsenic is 0.01 mg/l

Groundwater Arsenic Isoconcentration - Shallow - July 27-31, 2020
Onalaska Municipal Landfill
Sportsman Club Road
Onalaska, WI

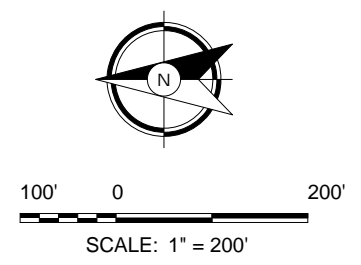
Base Dwg Provided By:
 WISCONSIN DEPARTMENT
 OF NATURAL RESOURCES

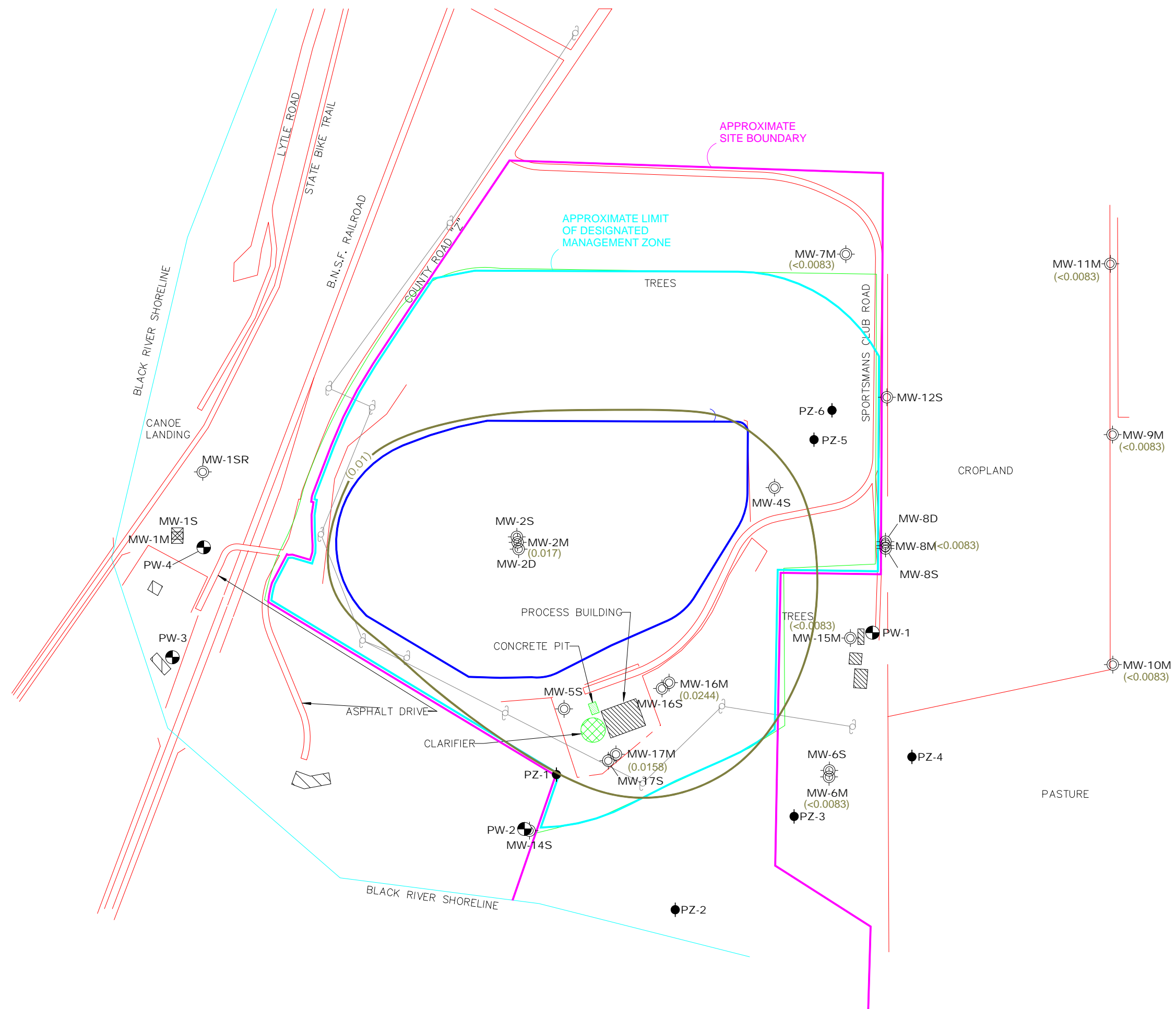
Project No: 1701119

Drawing No:

Scale: 1" = 200'
 Drawn By: SJO
 Date Drawn: 12/4/20
 Checked By: JCS
 Last Modified: 12/4/20

Sheet: 1 of 1 Fig: 10

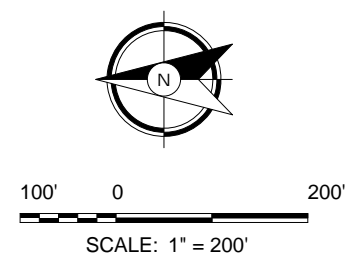




- ☒ ABANDONED MONITORING WELL
- ⊙ MONITORING WELL
- PIEZOMETER
- ⊙ POTABLE WELL

(0.01) ARSENIC CONCENTRATION (mg/l)

Note: NR 140 Enforcement Standard for Arsenic is 0.01 mg/l



Groundwater Arsenic Isoconcentration - Mid Depth - July 27-31, 2020
Onalaska Municipal Landfill
Sportsman Club Road
Onalaska, WI

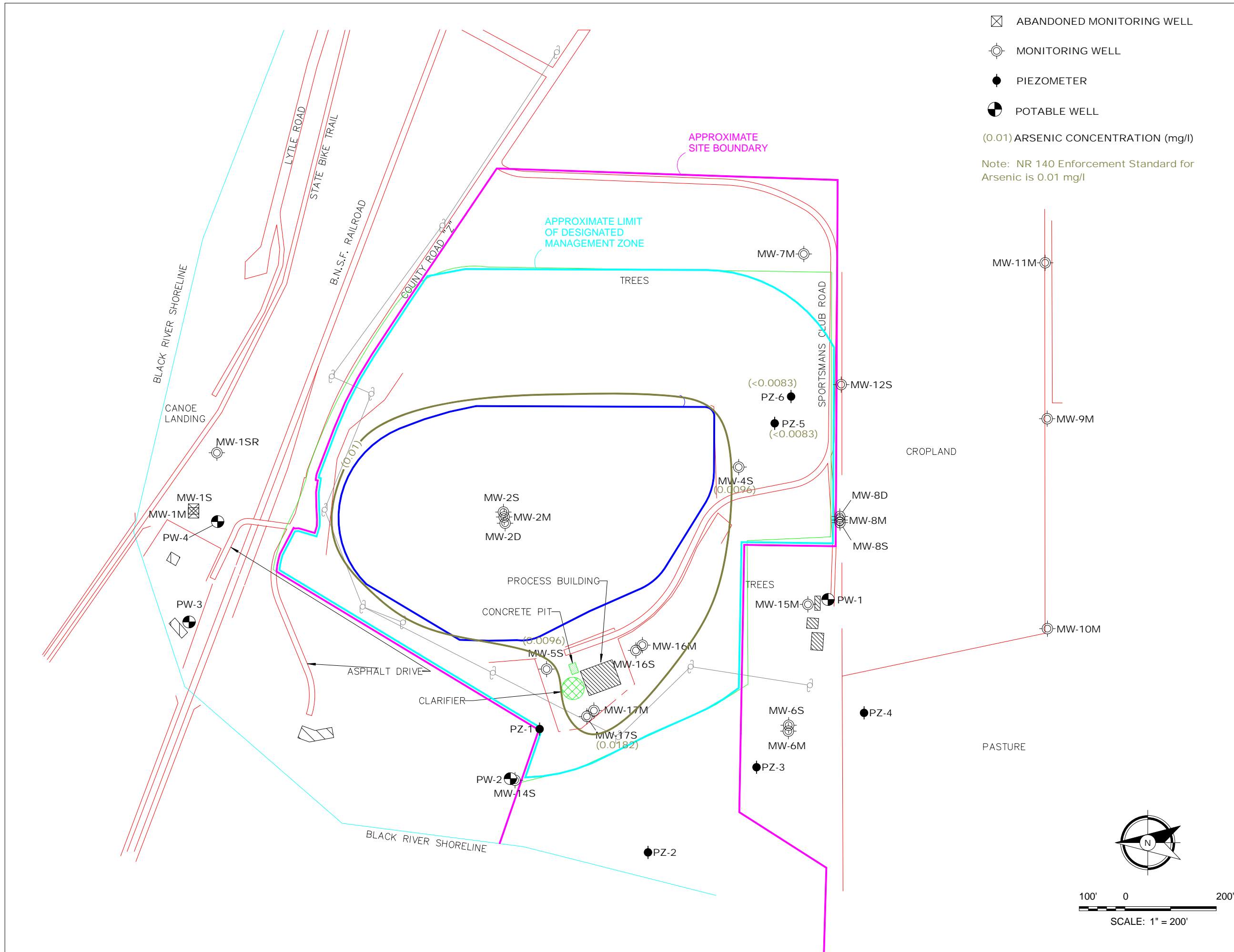
Base Dwg Provided By:
 WISCONSIN DEPARTMENT
 OF NATURAL RESOURCES

Project No: 1701119

Drawing No:

Scale: 1" = 200'
 Drawn By: SJO
 Date Drawn: 12/4/20
 Checked By: JCS
 Last Modified: 12/4/20

Sheet: 1 of 1 Fig: **11**



Groundwater Arsenic Isoconcentration - Shallow - November 4, 2020
Onalaska Municipal Landfill
Sportsman Club Road
Onalaska, WI

Base Dwg Provided By:
WISCONSIN DEPARTMENT
OF NATURAL RESOURCES

Project No: 1701119

Drawing No:

Scale: 1" = 200'
Drawn By: SJO
Date Drawn: 12/4/20
Checked By: JCS
Last Modified: 12/4/20

Sheet: 1 of 1 Fig: **12**

APPENDIX A

GROUNDWATER SAMPLING SCHEDULE

Groundwater Sampling Schedule – Onalaska Landfill

Sampling shall be conducted in July, November and April (2021) of this contract year according to the following schedule. The first round of sampling shall be conducted no later than July 31, 2020. Wells to be sampled for VOCs, metals, alkalinity (July & April rounds only), total organic carbon, and field parameters are:

July & November 2020 & April 2021:	MW-4S, MW-5S, MW-17S, PZ-5, PZ-6
July 2020 & April 2021:	MW-6S, MW-6M, MW-8S, MW-8M, MW-12S, MW-14S, MW-16S, MW-16M

Wells to be sampled for metals, alkalinity, total organic carbon, and field parameters only (no VOCs, except as noted below for 2022) are:

July 2020 & April 2021:	MW-1SR, MW-2S, MW-2M, MW-7M, MW-9M, MW-10M, MW-11M, MW-15M, MW-17M, PZ-1, PZ-2, PZ-3, PZ-4
-------------------------	--

Wells to be sampled for VOCs, alkalinity, total organic carbon, and field parameters at 5-year intervals:

April 2022:	MW-2S, MW-2M, MW-7M, MW-9M, MW-11M, MW-15M, MW-17M, PZ-1, PZ-2, PZ-3, PZ-4
-------------	---

Samples for metals analysis shall be field filtered. Field natural attenuation parameters (ORP, dissolved oxygen, pH, specific conductance, and temperature) shall be measured using a down-hole instrument or a flow-through cell, in all monitoring wells from which VOC or metals samples are scheduled to be collected. Groundwater elevations are to be collected in all sampling rounds at the above listed wells.

Up to six private water supply wells shall be sampled during the October rounds of sampling for VOCs and metals only. The purpose of private water supply sampling is to assure protectiveness. Well construction and property owner information will be provided. The contractor will be responsible for access arrangements.

APPENDIX B

Laboratory Analytical Results

August 31, 2020

Steve Osesek
The OS Group, LLC
N6746 McCurdy Road
Holmen, WI 54636

RE: Project: TOWN OF ONALASKA LANDFILL
Pace Project No.: 40212257

Dear Steve Osesek:

Enclosed are the analytical results for sample(s) received by the laboratory on August 04, 2020. The results relate only to the samples included in this report. Results reported herein conform to the applicable TNI/NELAC Standards and the laboratory's Quality Manual, where applicable, unless otherwise noted in the body of the report.

The test results provided in this final report were generated by each of the following laboratories within the Pace Network:

- Pace Analytical Services - Green Bay

If you have any questions concerning this report, please feel free to contact me.

Sincerely,



Christopher Hyska
christopher.hyska@pacelabs.com
(920)469-2436
Project Manager

Enclosures

cc: John Storlie, The OS Group, LLC



REPORT OF LABORATORY ANALYSIS

This report shall not be reproduced, except in full,
without the written consent of Pace Analytical Services, LLC.

CERTIFICATIONS

Project: TOWN OF ONALASKA LANDFILL

Pace Project No.: 40212257

Pace Analytical Services Green Bay

1241 Bellevue Street, Green Bay, WI 54302

Florida/NELAP Certification #: E87948

Illinois Certification #: 200050

Kentucky UST Certification #: 82

Louisiana Certification #: 04168

Minnesota Certification #: 055-999-334

New York Certification #: 12064

North Dakota Certification #: R-150

Virginia VELAP ID: 460263

South Carolina Certification #: 83006001

Texas Certification #: T104704529-14-1

Wisconsin Certification #: 405132750

Wisconsin DATCP Certification #: 105-444

USDA Soil Permit #: P330-16-00157

Federal Fish & Wildlife Permit #: LE51774A-0

REPORT OF LABORATORY ANALYSIS

This report shall not be reproduced, except in full,
without the written consent of Pace Analytical Services, LLC.

SAMPLE SUMMARY

Project: TOWN OF ONALASKA LANDFILL

Pace Project No.: 40212257

Lab ID	Sample ID	Matrix	Date Collected	Date Received
40212257001	MW-4S	Water	07/27/20 17:15	08/04/20 10:00
40212257002	MW-5S	Water	07/27/20 13:45	08/04/20 10:00
40212257003	MW-6S	Water	07/29/20 14:35	08/04/20 10:00
40212257004	MW-6M	Water	07/29/20 14:20	08/04/20 10:00
40212257005	MW-7M	Water	07/27/20 10:55	08/04/20 10:00
40212257006	MW-8S	Water	07/29/20 15:45	08/04/20 10:00
40212257007	MW-8M	Water	07/29/20 15:55	08/04/20 10:00
40212257008	MW-9M	Water	07/30/20 14:50	08/04/20 10:00
40212257009	MW-10M	Water	07/30/20 13:35	08/04/20 10:00
40212257010	MW-11M	Water	07/30/20 15:10	08/04/20 10:00
40212257011	MW-12S	Water	07/27/20 11:10	08/04/20 10:00
40212257012	MW-14S	Water	07/30/20 11:45	08/04/20 10:00
40212257013	MW-15M	Water	07/29/20 13:20	08/04/20 10:00
40212257014	MW-16S	Water	07/29/20 17:00	08/04/20 10:00
40212257015	MW-16M	Water	07/29/20 17:25	08/04/20 10:00
40212257016	MW-17M	Water	07/27/20 14:30	08/04/20 10:00
40212257017	PZ-1	Water	07/30/20 12:05	08/04/20 10:00
40212257018	PZ-2	Water	07/30/20 11:20	08/04/20 10:00
40212257019	PZ-3	Water	07/29/20 13:45	08/04/20 10:00
40212257020	PZ-4	Water	07/30/20 13:05	08/04/20 10:00
40212257021	PZ-5	Water	07/27/20 12:15	08/04/20 10:00
40212257022	PZ-6	Water	07/27/20 11:55	08/04/20 10:00
40212257023	PW-1	Water	07/30/20 13:55	08/04/20 10:00
40212257024	PW-5	Water	07/30/20 15:50	08/04/20 10:00
40212257025	PW-6	Water	07/30/20 15:55	08/04/20 10:00
40212257026	MW-4S DUP	Water	07/27/20 17:20	08/04/20 10:00
40212257027	MW-16M DUP	Water	07/29/20 17:30	08/04/20 10:00
40212257028	TRIP BLANK	Water	07/27/20 10:00	08/04/20 10:00
40212257029	MW-17S	Water	07/27/20 14:50	08/04/20 10:00
40212257030	MW-1SR	Water	07/31/20 09:20	08/04/20 10:00
40212257031	MW-2S	Water	07/31/20 08:20	08/04/20 10:00
40212257032	MW-2M	Water	07/31/20 08:35	08/04/20 10:00
40212257033	PW-2	Water	07/31/20 09:10	08/04/20 10:00
40212257034	PW-4	Water	07/31/20 09:00	08/04/20 10:00
40212257035	MW-2S DUP	Water	07/31/20 08:25	08/04/20 10:00
40212257036	MW-1SR DUP	Water	07/31/20 09:25	08/04/20 10:00

REPORT OF LABORATORY ANALYSIS

This report shall not be reproduced, except in full,
without the written consent of Pace Analytical Services, LLC.

SAMPLE ANALYTE COUNT

Project: TOWN OF ONALASKA LANDFILL
Pace Project No.: 40212257

Lab ID	Sample ID	Method	Analysts	Analytes Reported	Laboratory
40212257001	MW-4S	EPA 6010	TXW	8	PASI-G
		EPA 7470	AJT	1	PASI-G
		EPA 8260	HNW	57	PASI-G
			AXL	5	PASI-G
		EPA 310.2	DAW	1	PASI-G
		EPA 9060	TJJ	5	PASI-G
40212257002	MW-5S	EPA 6010	TXW	8	PASI-G
		EPA 7470	AJT	1	PASI-G
		EPA 8260	HNW	57	PASI-G
			AXL	5	PASI-G
		EPA 310.2	DAW	1	PASI-G
		EPA 9060	TJJ	5	PASI-G
40212257003	MW-6S	EPA 6010	TXW	8	PASI-G
		EPA 7470	AJT	1	PASI-G
		EPA 8260	HNW	57	PASI-G
			AXL	5	PASI-G
		EPA 310.2	DAW	1	PASI-G
		EPA 9060	TJJ	5	PASI-G
40212257004	MW-6M	EPA 6010	TXW	8	PASI-G
		EPA 7470	AJT	1	PASI-G
		EPA 8260	HNW	57	PASI-G
			AXL	5	PASI-G
		EPA 310.2	DAW	1	PASI-G
		EPA 9060	TJJ	5	PASI-G
40212257005	MW-7M	EPA 6010	TXW	8	PASI-G
		EPA 7470	AJT	1	PASI-G
			AXL	5	PASI-G
		EPA 310.2	DAW	1	PASI-G
		EPA 9060	TJJ	5	PASI-G
		EPA 6010	TXW	8	PASI-G
40212257006	MW-8S	EPA 7470	AJT	1	PASI-G
		EPA 8260	HNW	57	PASI-G
			AXL	6	PASI-G
		EPA 310.2	DAW	1	PASI-G
		EPA 9060	TJJ	5	PASI-G
		EPA 6010	TXW	8	PASI-G
40212257007	MW-8M	EPA 7470	AJT	1	PASI-G

REPORT OF LABORATORY ANALYSIS

This report shall not be reproduced, except in full,
without the written consent of Pace Analytical Services, LLC.

SAMPLE ANALYTE COUNT

Project: TOWN OF ONALASKA LANDFILL
Pace Project No.: 40212257

Lab ID	Sample ID	Method	Analysts	Analytes Reported	Laboratory
40212257008	MW-9M	EPA 8260	HNW	57	PASI-G
			AXL	6	PASI-G
		EPA 310.2	DAW	1	PASI-G
		EPA 9060	TJJ	5	PASI-G
		EPA 6010	TXW	8	PASI-G
		EPA 7470	AJT	1	PASI-G
40212257009	MW-10M		AXL	6	PASI-G
		EPA 310.2	DAW	1	PASI-G
		EPA 9060	TJJ	5	PASI-G
		EPA 6010	TXW	8	PASI-G
		EPA 7470	AJT	1	PASI-G
			AXL	6	PASI-G
40212257010	MW-11M	EPA 310.2	DAW	1	PASI-G
		EPA 9060	TJJ	5	PASI-G
		EPA 6010	TXW	8	PASI-G
		EPA 7470	AJT	1	PASI-G
			AXL	6	PASI-G
			DAW	1	PASI-G
40212257011	MW-12S	EPA 9060	TJJ	5	PASI-G
		EPA 6010	TXW	8	PASI-G
		EPA 7470	AJT	1	PASI-G
		EPA 8260	HNW	57	PASI-G
			AXL	5	PASI-G
			DAW	1	PASI-G
40212257012	MW-14S	EPA 9060	TJJ	5	PASI-G
		EPA 6010	TXW	8	PASI-G
		EPA 7470	AJT	1	PASI-G
		EPA 8260	HNW	57	PASI-G
			AXL	6	PASI-G
			DAW	1	PASI-G
40212257013	MW-15M	EPA 9060	TJJ	5	PASI-G
		EPA 6010	TXW	8	PASI-G
		EPA 7470	AJT	1	PASI-G
			AXL	6	PASI-G
		EPA 310.2	DAW	1	PASI-G
		EPA 9060	TJJ	5	PASI-G
40212257014	MW-16S	EPA 6010	TXW	8	PASI-G

REPORT OF LABORATORY ANALYSIS

This report shall not be reproduced, except in full,
without the written consent of Pace Analytical Services, LLC.

SAMPLE ANALYTE COUNT

Project: TOWN OF ONALASKA LANDFILL

Pace Project No.: 40212257

Lab ID	Sample ID	Method	Analysts	Analytes Reported	Laboratory
40212257015	MW-16M	EPA 7470	AJT	1	PASI-G
		EPA 8260	HNW	57	PASI-G
			AXL	6	PASI-G
		EPA 310.2	DAW	1	PASI-G
		EPA 9060	TJJ	5	PASI-G
		EPA 6010	TXW	8	PASI-G
		EPA 7470	AJT	1	PASI-G
		EPA 8260	HNW	57	PASI-G
			AXL	6	PASI-G
			EPA 310.2	DAW	1
40212257016	MW-17M	EPA 9060	TJJ	5	PASI-G
		EPA 6010	TXW	8	PASI-G
		EPA 7470	AJT	1	PASI-G
			AXL	5	PASI-G
			EPA 310.2	DAW	1
40212257017	PZ-1	EPA 9060	TJJ	5	PASI-G
		EPA 6010	TXW	8	PASI-G
		EPA 7470	AJT	1	PASI-G
			AXL	6	PASI-G
			EPA 310.2	DAW	1
40212257018	PZ-2	EPA 9060	TJJ	5	PASI-G
		EPA 6010	TXW	8	PASI-G
		EPA 7470	AJT	1	PASI-G
			AXL	6	PASI-G
			EPA 310.2	DAW	1
40212257019	PZ-3	EPA 9060	TJJ	5	PASI-G
		EPA 6010	TXW	8	PASI-G
		EPA 7470	AJT	1	PASI-G
			AXL	6	PASI-G
			EPA 310.2	DAW	1
40212257020	PZ-4	EPA 9060	TJJ	5	PASI-G
		EPA 6010	TXW	8	PASI-G
		EPA 7470	AJT	1	PASI-G
			AXL	6	PASI-G
			EPA 310.2	DAW	1
40212257021	PZ-5	EPA 9060	TJJ	5	PASI-G
		EPA 6010	TXW	8	PASI-G

REPORT OF LABORATORY ANALYSIS

This report shall not be reproduced, except in full,
without the written consent of Pace Analytical Services, LLC.

SAMPLE ANALYTE COUNT

Project: TOWN OF ONALASKA LANDFILL
Pace Project No.: 40212257

Lab ID	Sample ID	Method	Analysts	Analytes Reported	Laboratory
		EPA 7470	AJT	1	PASI-G
		EPA 8260	HNW	57	PASI-G
			AXL	5	PASI-G
		EPA 310.2	DAW	1	PASI-G
		EPA 9060	TJJ	5	PASI-G
40212257022	PZ-6	EPA 6010	TXW	8	PASI-G
		EPA 7470	AJT	1	PASI-G
		EPA 8260	HNW	57	PASI-G
			AXL	5	PASI-G
		EPA 310.2	DAW	1	PASI-G
		EPA 9060	TJJ	5	PASI-G
40212257023	PW-1	EPA 6010	TXW	8	PASI-G
		EPA 7470	AJT	1	PASI-G
		EPA 8260	HNW	57	PASI-G
40212257024	PW-5	EPA 6010	TXW	8	PASI-G
		EPA 7470	AJT	1	PASI-G
		EPA 8260	HNW	57	PASI-G
40212257025	PW-6	EPA 6010	TXW	8	PASI-G
		EPA 7470	AJT	1	PASI-G
		EPA 8260	HNW	57	PASI-G
40212257026	MW-4S DUP	EPA 6010	TXW	8	PASI-G
		EPA 7470	AJT	1	PASI-G
		EPA 8260	HNW	57	PASI-G
		EPA 310.2	DAW	1	PASI-G
		EPA 9060	TJJ	5	PASI-G
40212257027	MW-16M DUP	EPA 6010	TXW	8	PASI-G
		EPA 7470	AJT	1	PASI-G
		EPA 8260	HNW	57	PASI-G
		EPA 310.2	DAW	1	PASI-G
		EPA 9060	TJJ	5	PASI-G
40212257028	TRIP BLANK	EPA 8260	HNW	57	PASI-G
40212257029	MW-17S	EPA 6010	TXW	8	PASI-G
		EPA 7470	AJT	1	PASI-G
		EPA 8260	HNW	57	PASI-G
			AXL	5	PASI-G
		EPA 310.2	DAW	1	PASI-G
		EPA 9060	TJJ	5	PASI-G

REPORT OF LABORATORY ANALYSIS

This report shall not be reproduced, except in full,
without the written consent of Pace Analytical Services, LLC.

SAMPLE ANALYTE COUNT

Project: TOWN OF ONALASKA LANDFILL
Pace Project No.: 40212257

Lab ID	Sample ID	Method	Analysts	Analytes Reported	Laboratory
40212257030	MW-1SR	EPA 6010	TXW	8	PASI-G
		EPA 7470	AJT	1	PASI-G
			AXL	6	PASI-G
		EPA 310.2	DAW	1	PASI-G
		EPA 9060	TJJ	5	PASI-G
40212257031	MW-2S	EPA 6010	TXW	8	PASI-G
		EPA 7470	AJT	1	PASI-G
			AXL	6	PASI-G
		EPA 310.2	DAW	1	PASI-G
		EPA 9060	TJJ	5	PASI-G
40212257032	MW-2M	EPA 6010	TXW	8	PASI-G
		EPA 7470	AJT	1	PASI-G
			AXL	6	PASI-G
		EPA 310.2	DAW	1	PASI-G
		EPA 9060	TJJ	5	PASI-G
40212257033	PW-2	EPA 6010	TXW	8	PASI-G
		EPA 7470	AJT	1	PASI-G
		EPA 8260	HNW	57	PASI-G
40212257034	PW-4	EPA 6010	TXW	8	PASI-G
		EPA 7470	AJT	1	PASI-G
		EPA 8260	HNW	57	PASI-G
40212257035	MW-2S DUP	EPA 6010	TXW	8	PASI-G
		EPA 7470	AJT	1	PASI-G
		EPA 310.2	DAW	1	PASI-G
		EPA 9060	TJJ	5	PASI-G
40212257036	MW-1SR DUP	EPA 6010	TXW	8	PASI-G
		EPA 7470	AJT	1	PASI-G

PASI-G = Pace Analytical Services - Green Bay

REPORT OF LABORATORY ANALYSIS

This report shall not be reproduced, except in full,
without the written consent of Pace Analytical Services, LLC.

ANALYTICAL RESULTS

Project: TOWN OF ONALASKA LANDFILL
Pace Project No.: 40212257

Sample: MW-4S **Lab ID: 40212257001** Collected: 07/27/20 17:15 Received: 08/04/20 10:00 Matrix: Water

Parameters	Results	Units	LOQ	LOD	DF	Prepared	Analyzed	CAS No.	Qual
6010 MET ICP, Dissolved									
Analytical Method: EPA 6010 Preparation Method: EPA 3010 Pace Analytical Services - Green Bay									
Arsenic, Dissolved	<8.3	ug/L	25.0	8.3	1	08/06/20 12:00	08/07/20 15:02	7440-38-2	
Barium, Dissolved	235	ug/L	5.0	1.5	1	08/06/20 12:00	08/07/20 15:02	7440-39-3	
Cadmium, Dissolved	<1.3	ug/L	5.0	1.3	1	08/06/20 12:00	08/07/20 15:02	7440-43-9	
Cobalt, Dissolved	<1.4	ug/L	5.0	1.4	1	08/06/20 12:00	08/07/20 15:02	7440-48-4	
Iron, Dissolved	9690	ug/L	117	35.2	1	08/06/20 12:00	08/07/20 15:02	7439-89-6	
Lead, Dissolved	<5.9	ug/L	19.7	5.9	1	08/06/20 12:00	08/07/20 15:02	7439-92-1	
Manganese, Dissolved	701	ug/L	5.1	1.5	1	08/06/20 12:00	08/07/20 15:02	7439-96-5	
Vanadium, Dissolved	<2.6	ug/L	10.0	2.6	1	08/06/20 12:00	08/07/20 15:02	7440-62-2	
7470 Mercury, Dissolved									
Analytical Method: EPA 7470 Preparation Method: EPA 7470 Pace Analytical Services - Green Bay									
Mercury, Dissolved	<0.066	ug/L	0.20	0.066	1	08/07/20 09:50	08/10/20 09:00	7439-97-6	
8260 MSV									
Analytical Method: EPA 8260 Pace Analytical Services - Green Bay									
1,1,1-Trichloroethane	<0.49	ug/L	2.0	0.49	2		08/05/20 14:28	71-55-6	
1,1,2,2-Tetrachloroethane	<0.55	ug/L	2.0	0.55	2		08/05/20 14:28	79-34-5	
1,1,2-Trichloroethane	<1.1	ug/L	10.0	1.1	2		08/05/20 14:28	79-00-5	
1,1-Dichloroethane	<0.55	ug/L	2.0	0.55	2		08/05/20 14:28	75-34-3	
1,1-Dichloroethene	<0.49	ug/L	2.0	0.49	2		08/05/20 14:28	75-35-4	
1,2,4-Trimethylbenzene	194	ug/L	5.6	1.7	2		08/05/20 14:28	95-63-6	
1,2-Dibromo-3-chloropropane	<3.5	ug/L	11.8	3.5	2		08/05/20 14:28	96-12-8	
1,2-Dibromoethane (EDB)	<1.7	ug/L	5.5	1.7	2		08/05/20 14:28	106-93-4	
1,2-Dichlorobenzene	<1.4	ug/L	4.7	1.4	2		08/05/20 14:28	95-50-1	
1,2-Dichloroethane	<0.56	ug/L	2.0	0.56	2		08/05/20 14:28	107-06-2	
1,2-Dichloropropane	<0.57	ug/L	2.0	0.57	2		08/05/20 14:28	78-87-5	
1,3,5-Trimethylbenzene	<1.7	ug/L	5.8	1.7	2		08/05/20 14:28	108-67-8	
1,3-Dichlorobenzene	<1.3	ug/L	4.2	1.3	2		08/05/20 14:28	541-73-1	
1,4-Dichlorobenzene	<1.9	ug/L	6.3	1.9	2		08/05/20 14:28	106-46-7	
2-Butanone (MEK)	<5.9	ug/L	40.0	5.9	2		08/05/20 14:28	78-93-3	
2-Hexanone	<10.4	ug/L	34.7	10.4	2		08/05/20 14:28	591-78-6	
4-Methyl-2-pentanone (MIBK)	<9.3	ug/L	30.9	9.3	2		08/05/20 14:28	108-10-1	
Acetone	<5.5	ug/L	40.0	5.5	2		08/05/20 14:28	67-64-1	
Benzene	<0.49	ug/L	2.0	0.49	2		08/05/20 14:28	71-43-2	
Bromodichloromethane	<0.73	ug/L	2.4	0.73	2		08/05/20 14:28	75-27-4	
Bromoform	<7.9	ug/L	26.5	7.9	2		08/05/20 14:28	75-25-2	
Bromomethane	<1.9	ug/L	10.0	1.9	2		08/05/20 14:28	74-83-9	
Carbon disulfide	<0.90	ug/L	3.0	0.90	2		08/05/20 14:28	75-15-0	
Carbon tetrachloride	<2.2	ug/L	7.2	2.2	2		08/05/20 14:28	56-23-5	
Chlorobenzene	<1.4	ug/L	4.7	1.4	2		08/05/20 14:28	108-90-7	
Chloroethane	<2.7	ug/L	10.0	2.7	2		08/05/20 14:28	75-00-3	
Chloroform	<2.5	ug/L	10.0	2.5	2		08/05/20 14:28	67-66-3	
Chloromethane	<4.4	ug/L	14.6	4.4	2		08/05/20 14:28	74-87-3	
Dibromochloromethane	<5.2	ug/L	17.3	5.2	2		08/05/20 14:28	124-48-1	
Dibromomethane	<1.9	ug/L	6.2	1.9	2		08/05/20 14:28	74-95-3	

REPORT OF LABORATORY ANALYSIS

This report shall not be reproduced, except in full,
without the written consent of Pace Analytical Services, LLC.

ANALYTICAL RESULTS

Project: TOWN OF ONALASKA LANDFILL

Pace Project No.: 40212257

Sample: MW-4S **Lab ID: 40212257001** Collected: 07/27/20 17:15 Received: 08/04/20 10:00 Matrix: Water

Parameters	Results	Units	LOQ	LOD	DF	Prepared	Analyzed	CAS No.	Qual
8260 MSV									
Analytical Method: EPA 8260									
Pace Analytical Services - Green Bay									
Dichlorodifluoromethane	<1.0	ug/L	10.0	1.0	2		08/05/20 14:28	75-71-8	
Ethylbenzene	<0.64	ug/L	2.1	0.64	2		08/05/20 14:28	100-41-4	
Hexachloro-1,3-butadiene	<2.9	ug/L	9.8	2.9	2		08/05/20 14:28	87-68-3	
Isopropylbenzene (Cumene)	4.6J	ug/L	11.2	3.4	2		08/05/20 14:28	98-82-8	
Methyl-tert-butyl ether	<2.5	ug/L	8.3	2.5	2		08/05/20 14:28	1634-04-4	
Methylene Chloride	<1.2	ug/L	10.0	1.2	2		08/05/20 14:28	75-09-2	
Naphthalene	<2.4	ug/L	10.0	2.4	2		08/05/20 14:28	91-20-3	
Styrene	<6.0	ug/L	20.1	6.0	2		08/05/20 14:28	100-42-5	
Tetrachloroethene	<0.65	ug/L	2.2	0.65	2		08/05/20 14:28	127-18-4	
Tetrahydrofuran	<4.6	ug/L	40.0	4.6	2		08/05/20 14:28	109-99-9	
Toluene	<0.54	ug/L	1.8	0.54	2		08/05/20 14:28	108-88-3	
Trichloroethene	<0.51	ug/L	2.0	0.51	2		08/05/20 14:28	79-01-6	
Trichlorofluoromethane	<0.43	ug/L	2.0	0.43	2		08/05/20 14:28	75-69-4	
Vinyl chloride	<0.35	ug/L	2.0	0.35	2		08/05/20 14:28	75-01-4	
Xylene (Total)	<3.0	ug/L	6.0	3.0	2		08/05/20 14:28	1330-20-7	
cis-1,2-Dichloroethene	<0.54	ug/L	2.0	0.54	2		08/05/20 14:28	156-59-2	
cis-1,3-Dichloropropene	<7.3	ug/L	24.2	7.3	2		08/05/20 14:28	10061-01-5	
n-Butylbenzene	4.0J	ug/L	4.7	1.4	2		08/05/20 14:28	104-51-8	
n-Propylbenzene	9.9J	ug/L	10.0	1.6	2		08/05/20 14:28	103-65-1	
p-Isopropyltoluene	6.0	ug/L	5.3	1.6	2		08/05/20 14:28	99-87-6	
sec-Butylbenzene	10.2	ug/L	10.0	1.7	2		08/05/20 14:28	135-98-8	
tert-Butylbenzene	1.3J	ug/L	2.0	0.61	2		08/05/20 14:28	98-06-6	
trans-1,2-Dichloroethene	<0.93	ug/L	3.1	0.93	2		08/05/20 14:28	156-60-5	
trans-1,3-Dichloropropene	<8.7	ug/L	29.1	8.7	2		08/05/20 14:28	10061-02-6	
Surrogates									
4-Bromofluorobenzene (S)	100	%	70-130		2		08/05/20 14:28	460-00-4	
Dibromofluoromethane (S)	112	%	70-130		2		08/05/20 14:28	1868-53-7	
Toluene-d8 (S)	101	%	70-130		2		08/05/20 14:28	2037-26-5	
Field Data									
Analytical Method:									
Pace Analytical Services - Green Bay									
Field Specific Conductance	319	umhos/cm			1		07/27/20 17:15		
Oxygen, Dissolved	0.57	mg/L			1		07/27/20 17:15	7782-44-7	
REDOX	40.2	mV			1		07/27/20 17:15		
Static Water Level	645.04	feet			1		07/27/20 17:15		
Temperature, Water (C)	9.94	deg C			1		07/27/20 17:15		
310.2 Alkalinity									
Analytical Method: EPA 310.2									
Pace Analytical Services - Green Bay									
Alkalinity, Total as CaCO3	220	mg/L	24.8	7.4	1		08/10/20 10:58		
Total Organic Carbon									
Analytical Method: EPA 9060									
Pace Analytical Services - Green Bay									
Total Organic Carbon	2.2	mg/L	0.50	0.085	1		08/10/20 00:23	7440-44-0	
Total Organic Carbon	2.3	mg/L	0.50	0.085	1		08/10/20 00:23	7440-44-0	

REPORT OF LABORATORY ANALYSIS

This report shall not be reproduced, except in full,
without the written consent of Pace Analytical Services, LLC.

ANALYTICAL RESULTS

Project: TOWN OF ONALASKA LANDFILL

Pace Project No.: 40212257

Sample: MW-4S **Lab ID: 40212257001** Collected: 07/27/20 17:15 Received: 08/04/20 10:00 Matrix: Water

Parameters	Results	Units	LOQ	LOD	DF	Prepared	Analyzed	CAS No.	Qual
Total Organic Carbon		Analytical Method: EPA 9060 Pace Analytical Services - Green Bay							
Total Organic Carbon	2.3	mg/L	0.50	0.085	1		08/10/20 00:23	7440-44-0	
Total Organic Carbon	2.3	mg/L	0.50	0.085	1		08/10/20 00:23	7440-44-0	
Mean Total Organic Carbon	2.3	mg/L	0.50	0.085	1		08/10/20 00:23	7440-44-0	

REPORT OF LABORATORY ANALYSIS

This report shall not be reproduced, except in full,
without the written consent of Pace Analytical Services, LLC.

ANALYTICAL RESULTS

Project: TOWN OF ONALASKA LANDFILL
Pace Project No.: 40212257

Sample: MW-5S **Lab ID: 40212257002** Collected: 07/27/20 13:45 Received: 08/04/20 10:00 Matrix: Water

Parameters	Results	Units	LOQ	LOD	DF	Prepared	Analyzed	CAS No.	Qual
6010 MET ICP, Dissolved									
Analytical Method: EPA 6010 Preparation Method: EPA 3010									
Pace Analytical Services - Green Bay									
Arsenic, Dissolved	10.8J	ug/L	25.0	8.3	1	08/06/20 12:00	08/07/20 15:16	7440-38-2	
Barium, Dissolved	155	ug/L	5.0	1.5	1	08/06/20 12:00	08/07/20 15:16	7440-39-3	
Cadmium, Dissolved	<1.3	ug/L	5.0	1.3	1	08/06/20 12:00	08/07/20 15:16	7440-43-9	
Cobalt, Dissolved	<1.4	ug/L	5.0	1.4	1	08/06/20 12:00	08/07/20 15:16	7440-48-4	
Iron, Dissolved	12600	ug/L	117	35.2	1	08/06/20 12:00	08/07/20 15:16	7439-89-6	
Lead, Dissolved	<5.9	ug/L	19.7	5.9	1	08/06/20 12:00	08/07/20 15:16	7439-92-1	
Manganese, Dissolved	801	ug/L	5.1	1.5	1	08/06/20 12:00	08/07/20 15:16	7439-96-5	
Vanadium, Dissolved	<2.6	ug/L	10.0	2.6	1	08/06/20 12:00	08/07/20 15:16	7440-62-2	
7470 Mercury, Dissolved									
Analytical Method: EPA 7470 Preparation Method: EPA 7470									
Pace Analytical Services - Green Bay									
Mercury, Dissolved	<0.066	ug/L	0.20	0.066	1	08/07/20 09:50	08/10/20 09:07	7439-97-6	
8260 MSV									
Analytical Method: EPA 8260									
Pace Analytical Services - Green Bay									
1,1,1-Trichloroethane	<2.4	ug/L	10.0	2.4	10		08/05/20 13:25	71-55-6	
1,1,2,2-Tetrachloroethane	<2.8	ug/L	10.0	2.8	10		08/05/20 13:25	79-34-5	
1,1,2-Trichloroethane	<5.5	ug/L	50.0	5.5	10		08/05/20 13:25	79-00-5	
1,1-Dichloroethane	<2.7	ug/L	10.0	2.7	10		08/05/20 13:25	75-34-3	
1,1-Dichloroethene	<2.4	ug/L	10.0	2.4	10		08/05/20 13:25	75-35-4	
1,2,4-Trimethylbenzene	1090	ug/L	28.0	8.4	10		08/05/20 13:25	95-63-6	
1,2-Dibromo-3-chloropropane	<17.6	ug/L	58.8	17.6	10		08/05/20 13:25	96-12-8	
1,2-Dibromoethane (EDB)	<8.3	ug/L	27.6	8.3	10		08/05/20 13:25	106-93-4	
1,2-Dichlorobenzene	<7.1	ug/L	23.5	7.1	10		08/05/20 13:25	95-50-1	
1,2-Dichloroethane	<2.8	ug/L	10.0	2.8	10		08/05/20 13:25	107-06-2	
1,2-Dichloropropane	<2.8	ug/L	10.0	2.8	10		08/05/20 13:25	78-87-5	
1,3,5-Trimethylbenzene	<8.7	ug/L	29.1	8.7	10		08/05/20 13:25	108-67-8	
1,3-Dichlorobenzene	<6.3	ug/L	20.9	6.3	10		08/05/20 13:25	541-73-1	
1,4-Dichlorobenzene	<9.4	ug/L	31.5	9.4	10		08/05/20 13:25	106-46-7	
2-Butanone (MEK)	<29.4	ug/L	200	29.4	10		08/05/20 13:25	78-93-3	
2-Hexanone	<52.1	ug/L	174	52.1	10		08/05/20 13:25	591-78-6	
4-Methyl-2-pentanone (MIBK)	<46.4	ug/L	155	46.4	10		08/05/20 13:25	108-10-1	
Acetone	<27.4	ug/L	200	27.4	10		08/05/20 13:25	67-64-1	
Benzene	<2.5	ug/L	10.0	2.5	10		08/05/20 13:25	71-43-2	
Bromodichloromethane	<3.6	ug/L	12.1	3.6	10		08/05/20 13:25	75-27-4	
Bromoform	<39.7	ug/L	132	39.7	10		08/05/20 13:25	75-25-2	
Bromomethane	<9.7	ug/L	50.0	9.7	10		08/05/20 13:25	74-83-9	
Carbon disulfide	<4.5	ug/L	15.0	4.5	10		08/05/20 13:25	75-15-0	
Carbon tetrachloride	<10.8	ug/L	35.9	10.8	10		08/05/20 13:25	56-23-5	
Chlorobenzene	<7.1	ug/L	23.7	7.1	10		08/05/20 13:25	108-90-7	
Chloroethane	<13.4	ug/L	50.0	13.4	10		08/05/20 13:25	75-00-3	
Chloroform	<12.7	ug/L	50.0	12.7	10		08/05/20 13:25	67-66-3	
Chloromethane	<21.9	ug/L	73.0	21.9	10		08/05/20 13:25	74-87-3	
Dibromochloromethane	<26.0	ug/L	86.7	26.0	10		08/05/20 13:25	124-48-1	
Dibromomethane	<9.4	ug/L	31.2	9.4	10		08/05/20 13:25	74-95-3	

REPORT OF LABORATORY ANALYSIS

This report shall not be reproduced, except in full,
without the written consent of Pace Analytical Services, LLC.

ANALYTICAL RESULTS

Project: TOWN OF ONALASKA LANDFILL

Pace Project No.: 40212257

Sample: MW-5S **Lab ID: 40212257002** Collected: 07/27/20 13:45 Received: 08/04/20 10:00 Matrix: Water

Parameters	Results	Units	LOQ	LOD	DF	Prepared	Analyzed	CAS No.	Qual
8260 MSV									
Analytical Method: EPA 8260									
Pace Analytical Services - Green Bay									
Dichlorodifluoromethane	<5.0	ug/L	50.0	5.0	10		08/05/20 13:25	75-71-8	
Ethylbenzene	<3.2	ug/L	10.6	3.2	10		08/05/20 13:25	100-41-4	
Hexachloro-1,3-butadiene	<14.6	ug/L	48.8	14.6	10		08/05/20 13:25	87-68-3	
Isopropylbenzene (Cumene)	46.6J	ug/L	56.2	16.9	10		08/05/20 13:25	98-82-8	
Methyl-tert-butyl ether	<12.5	ug/L	41.5	12.5	10		08/05/20 13:25	1634-04-4	
Methylene Chloride	<5.8	ug/L	50.0	5.8	10		08/05/20 13:25	75-09-2	
Naphthalene	29.8J	ug/L	50.0	11.8	10		08/05/20 13:25	91-20-3	
Styrene	<30.1	ug/L	100	30.1	10		08/05/20 13:25	100-42-5	
Tetrachloroethene	<3.3	ug/L	10.9	3.3	10		08/05/20 13:25	127-18-4	
Tetrahydrofuran	<23.2	ug/L	200	23.2	10		08/05/20 13:25	109-99-9	
Toluene	<2.7	ug/L	9.0	2.7	10		08/05/20 13:25	108-88-3	
Trichloroethene	<2.6	ug/L	10.0	2.6	10		08/05/20 13:25	79-01-6	
Trichlorofluoromethane	<2.1	ug/L	10.0	2.1	10		08/05/20 13:25	75-69-4	
Vinyl chloride	<1.7	ug/L	10.0	1.7	10		08/05/20 13:25	75-01-4	
Xylene (Total)	23.1J	ug/L	30.0	15.0	10		08/05/20 13:25	1330-20-7	
cis-1,2-Dichloroethene	<2.7	ug/L	10.0	2.7	10		08/05/20 13:25	156-59-2	
cis-1,3-Dichloropropene	<36.3	ug/L	121	36.3	10		08/05/20 13:25	10061-01-5	
n-Butylbenzene	9.6J	ug/L	23.6	7.1	10		08/05/20 13:25	104-51-8	
n-Propylbenzene	90.4	ug/L	50.0	8.1	10		08/05/20 13:25	103-65-1	
p-Isopropyltoluene	<8.0	ug/L	26.7	8.0	10		08/05/20 13:25	99-87-6	
sec-Butylbenzene	12.3J	ug/L	50.0	8.5	10		08/05/20 13:25	135-98-8	
tert-Butylbenzene	13.5	ug/L	10.1	3.0	10		08/05/20 13:25	98-06-6	
trans-1,2-Dichloroethene	<4.6	ug/L	15.5	4.6	10		08/05/20 13:25	156-60-5	
trans-1,3-Dichloropropene	<43.7	ug/L	146	43.7	10		08/05/20 13:25	10061-02-6	
Surrogates									
4-Bromofluorobenzene (S)	100	%	70-130		10		08/05/20 13:25	460-00-4	
Dibromofluoromethane (S)	98	%	70-130		10		08/05/20 13:25	1868-53-7	
Toluene-d8 (S)	99	%	70-130		10		08/05/20 13:25	2037-26-5	
Field Data									
Analytical Method:									
Pace Analytical Services - Green Bay									
Field Specific Conductance	262	umhos/cm			1		07/27/20 13:45		
Oxygen, Dissolved	0.8	mg/L			1		07/27/20 13:45	7782-44-7	
REDOX	42.9	mV			1		07/27/20 13:45		
Static Water Level	645.09	feet			1		07/27/20 13:45		
Temperature, Water (C)	10.22	deg C			1		07/27/20 13:45		
310.2 Alkalinity									
Analytical Method: EPA 310.2									
Pace Analytical Services - Green Bay									
Alkalinity, Total as CaCO3	169	mg/L	24.8	7.4	1		08/10/20 10:59		
Total Organic Carbon									
Analytical Method: EPA 9060									
Pace Analytical Services - Green Bay									
Total Organic Carbon	2.4	mg/L	1.5	0.25	3		08/10/20 01:35	7440-44-0	
Total Organic Carbon	2.5	mg/L	1.5	0.25	3		08/10/20 01:35	7440-44-0	

REPORT OF LABORATORY ANALYSIS

This report shall not be reproduced, except in full,
without the written consent of Pace Analytical Services, LLC.

ANALYTICAL RESULTS

Project: TOWN OF ONALASKA LANDFILL

Pace Project No.: 40212257

Sample: MW-5S **Lab ID: 40212257002** Collected: 07/27/20 13:45 Received: 08/04/20 10:00 Matrix: Water

Parameters	Results	Units	LOQ	LOD	DF	Prepared	Analyzed	CAS No.	Qual
Total Organic Carbon		Analytical Method: EPA 9060 Pace Analytical Services - Green Bay							
Total Organic Carbon	2.6	mg/L	1.5	0.25	3		08/10/20 01:35	7440-44-0	
Total Organic Carbon	2.6	mg/L	1.5	0.25	3		08/10/20 01:35	7440-44-0	
Mean Total Organic Carbon	2.5	mg/L	1.5	0.25	3		08/10/20 01:35	7440-44-0	

REPORT OF LABORATORY ANALYSIS

This report shall not be reproduced, except in full,
without the written consent of Pace Analytical Services, LLC.

ANALYTICAL RESULTS

Project: TOWN OF ONALASKA LANDFILL
Pace Project No.: 40212257

Sample: MW-6S **Lab ID: 40212257003** Collected: 07/29/20 14:35 Received: 08/04/20 10:00 Matrix: Water

Parameters	Results	Units	LOQ	LOD	DF	Prepared	Analyzed	CAS No.	Qual
6010 MET ICP, Dissolved									
Analytical Method: EPA 6010 Preparation Method: EPA 3010									
Pace Analytical Services - Green Bay									
Arsenic, Dissolved	<8.3	ug/L	25.0	8.3	1	08/06/20 12:00	08/07/20 15:21	7440-38-2	
Barium, Dissolved	358	ug/L	5.0	1.5	1	08/06/20 12:00	08/07/20 15:21	7440-39-3	
Cadmium, Dissolved	<1.3	ug/L	5.0	1.3	1	08/06/20 12:00	08/07/20 15:21	7440-43-9	
Cobalt, Dissolved	3.0J	ug/L	5.0	1.4	1	08/06/20 12:00	08/07/20 15:21	7440-48-4	
Iron, Dissolved	415	ug/L	117	35.2	1	08/06/20 12:00	08/07/20 15:21	7439-89-6	
Lead, Dissolved	<5.9	ug/L	19.7	5.9	1	08/06/20 12:00	08/07/20 15:21	7439-92-1	
Manganese, Dissolved	5340	ug/L	5.1	1.5	1	08/06/20 12:00	08/07/20 15:21	7439-96-5	
Vanadium, Dissolved	<2.6	ug/L	10.0	2.6	1	08/06/20 12:00	08/07/20 15:21	7440-62-2	
7470 Mercury, Dissolved									
Analytical Method: EPA 7470 Preparation Method: EPA 7470									
Pace Analytical Services - Green Bay									
Mercury, Dissolved	<0.066	ug/L	0.20	0.066	1	08/07/20 09:50	08/10/20 09:09	7439-97-6	
8260 MSV									
Analytical Method: EPA 8260									
Pace Analytical Services - Green Bay									
1,1,1-Trichloroethane	<0.24	ug/L	1.0	0.24	1		08/05/20 13:48	71-55-6	
1,1,2,2-Tetrachloroethane	<0.28	ug/L	1.0	0.28	1		08/05/20 13:48	79-34-5	
1,1,2-Trichloroethane	<0.55	ug/L	5.0	0.55	1		08/05/20 13:48	79-00-5	
1,1-Dichloroethane	<0.27	ug/L	1.0	0.27	1		08/05/20 13:48	75-34-3	
1,1-Dichloroethene	<0.24	ug/L	1.0	0.24	1		08/05/20 13:48	75-35-4	
1,2,4-Trimethylbenzene	<0.84	ug/L	2.8	0.84	1		08/05/20 13:48	95-63-6	
1,2-Dibromo-3-chloropropane	<1.8	ug/L	5.9	1.8	1		08/05/20 13:48	96-12-8	
1,2-Dibromoethane (EDB)	<0.83	ug/L	2.8	0.83	1		08/05/20 13:48	106-93-4	
1,2-Dichlorobenzene	<0.71	ug/L	2.4	0.71	1		08/05/20 13:48	95-50-1	
1,2-Dichloroethane	<0.28	ug/L	1.0	0.28	1		08/05/20 13:48	107-06-2	
1,2-Dichloropropane	<0.28	ug/L	1.0	0.28	1		08/05/20 13:48	78-87-5	
1,3,5-Trimethylbenzene	<0.87	ug/L	2.9	0.87	1		08/05/20 13:48	108-67-8	
1,3-Dichlorobenzene	<0.63	ug/L	2.1	0.63	1		08/05/20 13:48	541-73-1	
1,4-Dichlorobenzene	<0.94	ug/L	3.1	0.94	1		08/05/20 13:48	106-46-7	
2-Butanone (MEK)	<2.9	ug/L	20.0	2.9	1		08/05/20 13:48	78-93-3	
2-Hexanone	<5.2	ug/L	17.4	5.2	1		08/05/20 13:48	591-78-6	
4-Methyl-2-pentanone (MIBK)	<4.6	ug/L	15.5	4.6	1		08/05/20 13:48	108-10-1	
Acetone	<2.7	ug/L	20.0	2.7	1		08/05/20 13:48	67-64-1	
Benzene	<0.25	ug/L	1.0	0.25	1		08/05/20 13:48	71-43-2	
Bromodichloromethane	<0.36	ug/L	1.2	0.36	1		08/05/20 13:48	75-27-4	
Bromoform	<4.0	ug/L	13.2	4.0	1		08/05/20 13:48	75-25-2	
Bromomethane	<0.97	ug/L	5.0	0.97	1		08/05/20 13:48	74-83-9	
Carbon disulfide	<0.45	ug/L	1.5	0.45	1		08/05/20 13:48	75-15-0	
Carbon tetrachloride	<1.1	ug/L	3.6	1.1	1		08/05/20 13:48	56-23-5	
Chlorobenzene	<0.71	ug/L	2.4	0.71	1		08/05/20 13:48	108-90-7	
Chloroethane	<1.3	ug/L	5.0	1.3	1		08/05/20 13:48	75-00-3	
Chloroform	<1.3	ug/L	5.0	1.3	1		08/05/20 13:48	67-66-3	
Chloromethane	<2.2	ug/L	7.3	2.2	1		08/05/20 13:48	74-87-3	
Dibromochloromethane	<2.6	ug/L	8.7	2.6	1		08/05/20 13:48	124-48-1	
Dibromomethane	<0.94	ug/L	3.1	0.94	1		08/05/20 13:48	74-95-3	

REPORT OF LABORATORY ANALYSIS

This report shall not be reproduced, except in full,
without the written consent of Pace Analytical Services, LLC.

ANALYTICAL RESULTS

Project: TOWN OF ONALASKA LANDFILL

Pace Project No.: 40212257

Sample: MW-6S **Lab ID: 40212257003** Collected: 07/29/20 14:35 Received: 08/04/20 10:00 Matrix: Water

Parameters	Results	Units	LOQ	LOD	DF	Prepared	Analyzed	CAS No.	Qual
8260 MSV									
Analytical Method: EPA 8260									
Pace Analytical Services - Green Bay									
Dichlorodifluoromethane	<0.50	ug/L	5.0	0.50	1		08/05/20 13:48	75-71-8	
Ethylbenzene	<0.32	ug/L	1.1	0.32	1		08/05/20 13:48	100-41-4	
Hexachloro-1,3-butadiene	<1.5	ug/L	4.9	1.5	1		08/05/20 13:48	87-68-3	
Isopropylbenzene (Cumene)	<1.7	ug/L	5.6	1.7	1		08/05/20 13:48	98-82-8	
Methyl-tert-butyl ether	<1.2	ug/L	4.2	1.2	1		08/05/20 13:48	1634-04-4	
Methylene Chloride	<0.58	ug/L	5.0	0.58	1		08/05/20 13:48	75-09-2	
Naphthalene	<1.2	ug/L	5.0	1.2	1		08/05/20 13:48	91-20-3	
Styrene	<3.0	ug/L	10.0	3.0	1		08/05/20 13:48	100-42-5	
Tetrachloroethene	<0.33	ug/L	1.1	0.33	1		08/05/20 13:48	127-18-4	
Tetrahydrofuran	<2.3	ug/L	20.0	2.3	1		08/05/20 13:48	109-99-9	
Toluene	<0.27	ug/L	0.90	0.27	1		08/05/20 13:48	108-88-3	
Trichloroethene	<0.26	ug/L	1.0	0.26	1		08/05/20 13:48	79-01-6	
Trichlorofluoromethane	<0.21	ug/L	1.0	0.21	1		08/05/20 13:48	75-69-4	
Vinyl chloride	<0.17	ug/L	1.0	0.17	1		08/05/20 13:48	75-01-4	
Xylene (Total)	<1.5	ug/L	3.0	1.5	1		08/05/20 13:48	1330-20-7	
cis-1,2-Dichloroethene	<0.27	ug/L	1.0	0.27	1		08/05/20 13:48	156-59-2	
cis-1,3-Dichloropropene	<3.6	ug/L	12.1	3.6	1		08/05/20 13:48	10061-01-5	
n-Butylbenzene	<0.71	ug/L	2.4	0.71	1		08/05/20 13:48	104-51-8	
n-Propylbenzene	<0.81	ug/L	5.0	0.81	1		08/05/20 13:48	103-65-1	
p-Isopropyltoluene	<0.80	ug/L	2.7	0.80	1		08/05/20 13:48	99-87-6	
sec-Butylbenzene	<0.85	ug/L	5.0	0.85	1		08/05/20 13:48	135-98-8	
tert-Butylbenzene	3.8	ug/L	1.0	0.30	1		08/05/20 13:48	98-06-6	
trans-1,2-Dichloroethene	<0.46	ug/L	1.5	0.46	1		08/05/20 13:48	156-60-5	
trans-1,3-Dichloropropene	<4.4	ug/L	14.6	4.4	1		08/05/20 13:48	10061-02-6	
Surrogates									
4-Bromofluorobenzene (S)	99	%	70-130		1		08/05/20 13:48	460-00-4	
Dibromofluoromethane (S)	98	%	70-130		1		08/05/20 13:48	1868-53-7	
Toluene-d8 (S)	99	%	70-130		1		08/05/20 13:48	2037-26-5	
Field Data									
Analytical Method:									
Pace Analytical Services - Green Bay									
Field pH	6.52	Std. Units			1		07/29/20 14:35		
Field Specific Conductance	365	umhos/cm			1		07/29/20 14:35		
REDOX	17.1	mV			1		07/29/20 14:35		
Static Water Level	644.74	feet			1		07/29/20 14:35		
Temperature, Water (C)	9.09	deg C			1		07/29/20 14:35		
310.2 Alkalinity									
Analytical Method: EPA 310.2									
Pace Analytical Services - Green Bay									
Alkalinity, Total as CaCO3	273	mg/L	24.8	7.4	1		08/10/20 11:15		
Total Organic Carbon									
Analytical Method: EPA 9060									
Pace Analytical Services - Green Bay									
Total Organic Carbon	3.8	mg/L	0.50	0.085	1		08/10/20 19:00	7440-44-0	
Total Organic Carbon	3.8	mg/L	0.50	0.085	1		08/10/20 19:00	7440-44-0	

REPORT OF LABORATORY ANALYSIS

This report shall not be reproduced, except in full,
without the written consent of Pace Analytical Services, LLC.

ANALYTICAL RESULTS

Project: TOWN OF ONALASKA LANDFILL

Pace Project No.: 40212257

Sample: MW-6S **Lab ID: 40212257003** Collected: 07/29/20 14:35 Received: 08/04/20 10:00 Matrix: Water

Parameters	Results	Units	LOQ	LOD	DF	Prepared	Analyzed	CAS No.	Qual
Total Organic Carbon									
Analytical Method: EPA 9060									
Pace Analytical Services - Green Bay									
Total Organic Carbon	3.8	mg/L	0.50	0.085	1		08/10/20 19:00	7440-44-0	
Total Organic Carbon	3.9	mg/L	0.50	0.085	1		08/10/20 19:00	7440-44-0	
Mean Total Organic Carbon	3.8	mg/L	0.50	0.085	1		08/10/20 19:00	7440-44-0	

REPORT OF LABORATORY ANALYSIS

This report shall not be reproduced, except in full,
without the written consent of Pace Analytical Services, LLC.

ANALYTICAL RESULTS

Project: TOWN OF ONALASKA LANDFILL

Pace Project No.: 40212257

Sample: MW-6M **Lab ID: 40212257004** Collected: 07/29/20 14:20 Received: 08/04/20 10:00 Matrix: Water

Parameters	Results	Units	LOQ	LOD	DF	Prepared	Analyzed	CAS No.	Qual
6010 MET ICP, Dissolved									
Analytical Method: EPA 6010 Preparation Method: EPA 3010									
Pace Analytical Services - Green Bay									
Arsenic, Dissolved	<8.3	ug/L	25.0	8.3	1	08/06/20 12:00	08/07/20 15:23	7440-38-2	
Barium, Dissolved	2410	ug/L	5.0	1.5	1	08/06/20 12:00	08/07/20 15:23	7440-39-3	
Cadmium, Dissolved	<1.3	ug/L	5.0	1.3	1	08/06/20 12:00	08/07/20 15:23	7440-43-9	
Cobalt, Dissolved	2.7J	ug/L	5.0	1.4	1	08/06/20 12:00	08/07/20 15:23	7440-48-4	
Iron, Dissolved	54.3J	ug/L	117	35.2	1	08/06/20 12:00	08/07/20 15:23	7439-89-6	
Lead, Dissolved	<5.9	ug/L	19.7	5.9	1	08/06/20 12:00	08/07/20 15:23	7439-92-1	
Manganese, Dissolved	3960	ug/L	5.1	1.5	1	08/06/20 12:00	08/07/20 15:23	7439-96-5	
Vanadium, Dissolved	<2.6	ug/L	10.0	2.6	1	08/06/20 12:00	08/07/20 15:23	7440-62-2	
7470 Mercury, Dissolved									
Analytical Method: EPA 7470 Preparation Method: EPA 7470									
Pace Analytical Services - Green Bay									
Mercury, Dissolved	<0.066	ug/L	0.20	0.066	1	08/07/20 09:50	08/10/20 09:16	7439-97-6	
8260 MSV									
Analytical Method: EPA 8260									
Pace Analytical Services - Green Bay									
1,1,1-Trichloroethane	<0.24	ug/L	1.0	0.24	1		08/05/20 14:11	71-55-6	
1,1,2,2-Tetrachloroethane	<0.28	ug/L	1.0	0.28	1		08/05/20 14:11	79-34-5	
1,1,2-Trichloroethane	<0.55	ug/L	5.0	0.55	1		08/05/20 14:11	79-00-5	
1,1-Dichloroethane	<0.27	ug/L	1.0	0.27	1		08/05/20 14:11	75-34-3	
1,1-Dichloroethene	<0.24	ug/L	1.0	0.24	1		08/05/20 14:11	75-35-4	
1,2,4-Trimethylbenzene	<0.84	ug/L	2.8	0.84	1		08/05/20 14:11	95-63-6	
1,2-Dibromo-3-chloropropane	<1.8	ug/L	5.9	1.8	1		08/05/20 14:11	96-12-8	
1,2-Dibromoethane (EDB)	<0.83	ug/L	2.8	0.83	1		08/05/20 14:11	106-93-4	
1,2-Dichlorobenzene	<0.71	ug/L	2.4	0.71	1		08/05/20 14:11	95-50-1	
1,2-Dichloroethane	<0.28	ug/L	1.0	0.28	1		08/05/20 14:11	107-06-2	
1,2-Dichloropropane	<0.28	ug/L	1.0	0.28	1		08/05/20 14:11	78-87-5	
1,3,5-Trimethylbenzene	<0.87	ug/L	2.9	0.87	1		08/05/20 14:11	108-67-8	
1,3-Dichlorobenzene	<0.63	ug/L	2.1	0.63	1		08/05/20 14:11	541-73-1	
1,4-Dichlorobenzene	<0.94	ug/L	3.1	0.94	1		08/05/20 14:11	106-46-7	
2-Butanone (MEK)	<2.9	ug/L	20.0	2.9	1		08/05/20 14:11	78-93-3	
2-Hexanone	<5.2	ug/L	17.4	5.2	1		08/05/20 14:11	591-78-6	
4-Methyl-2-pentanone (MIBK)	<4.6	ug/L	15.5	4.6	1		08/05/20 14:11	108-10-1	
Acetone	3.3J	ug/L	20.0	2.7	1		08/05/20 14:11	67-64-1	
Benzene	<0.25	ug/L	1.0	0.25	1		08/05/20 14:11	71-43-2	
Bromodichloromethane	<0.36	ug/L	1.2	0.36	1		08/05/20 14:11	75-27-4	
Bromoform	<4.0	ug/L	13.2	4.0	1		08/05/20 14:11	75-25-2	
Bromomethane	<0.97	ug/L	5.0	0.97	1		08/05/20 14:11	74-83-9	
Carbon disulfide	<0.45	ug/L	1.5	0.45	1		08/05/20 14:11	75-15-0	
Carbon tetrachloride	<1.1	ug/L	3.6	1.1	1		08/05/20 14:11	56-23-5	
Chlorobenzene	<0.71	ug/L	2.4	0.71	1		08/05/20 14:11	108-90-7	
Chloroethane	<1.3	ug/L	5.0	1.3	1		08/05/20 14:11	75-00-3	
Chloroform	<1.3	ug/L	5.0	1.3	1		08/05/20 14:11	67-66-3	
Chloromethane	<2.2	ug/L	7.3	2.2	1		08/05/20 14:11	74-87-3	
Dibromochloromethane	<2.6	ug/L	8.7	2.6	1		08/05/20 14:11	124-48-1	
Dibromomethane	<0.94	ug/L	3.1	0.94	1		08/05/20 14:11	74-95-3	

REPORT OF LABORATORY ANALYSIS

This report shall not be reproduced, except in full,
without the written consent of Pace Analytical Services, LLC.

ANALYTICAL RESULTS

Project: TOWN OF ONALASKA LANDFILL

Pace Project No.: 40212257

Sample: MW-6M **Lab ID: 40212257004** Collected: 07/29/20 14:20 Received: 08/04/20 10:00 Matrix: Water

Parameters	Results	Units	LOQ	LOD	DF	Prepared	Analyzed	CAS No.	Qual
8260 MSV									
Analytical Method: EPA 8260									
Pace Analytical Services - Green Bay									
Dichlorodifluoromethane	<0.50	ug/L	5.0	0.50	1		08/05/20 14:11	75-71-8	
Ethylbenzene	<0.32	ug/L	1.1	0.32	1		08/05/20 14:11	100-41-4	
Hexachloro-1,3-butadiene	<1.5	ug/L	4.9	1.5	1		08/05/20 14:11	87-68-3	
Isopropylbenzene (Cumene)	<1.7	ug/L	5.6	1.7	1		08/05/20 14:11	98-82-8	
Methyl-tert-butyl ether	<1.2	ug/L	4.2	1.2	1		08/05/20 14:11	1634-04-4	
Methylene Chloride	<0.58	ug/L	5.0	0.58	1		08/05/20 14:11	75-09-2	
Naphthalene	<1.2	ug/L	5.0	1.2	1		08/05/20 14:11	91-20-3	
Styrene	<3.0	ug/L	10.0	3.0	1		08/05/20 14:11	100-42-5	
Tetrachloroethene	<0.33	ug/L	1.1	0.33	1		08/05/20 14:11	127-18-4	
Tetrahydrofuran	<2.3	ug/L	20.0	2.3	1		08/05/20 14:11	109-99-9	
Toluene	<0.27	ug/L	0.90	0.27	1		08/05/20 14:11	108-88-3	
Trichloroethene	<0.26	ug/L	1.0	0.26	1		08/05/20 14:11	79-01-6	
Trichlorofluoromethane	<0.21	ug/L	1.0	0.21	1		08/05/20 14:11	75-69-4	
Vinyl chloride	<0.17	ug/L	1.0	0.17	1		08/05/20 14:11	75-01-4	
Xylene (Total)	<1.5	ug/L	3.0	1.5	1		08/05/20 14:11	1330-20-7	
cis-1,2-Dichloroethene	<0.27	ug/L	1.0	0.27	1		08/05/20 14:11	156-59-2	
cis-1,3-Dichloropropene	<3.6	ug/L	12.1	3.6	1		08/05/20 14:11	10061-01-5	
n-Butylbenzene	<0.71	ug/L	2.4	0.71	1		08/05/20 14:11	104-51-8	
n-Propylbenzene	<0.81	ug/L	5.0	0.81	1		08/05/20 14:11	103-65-1	
p-Isopropyltoluene	<0.80	ug/L	2.7	0.80	1		08/05/20 14:11	99-87-6	
sec-Butylbenzene	<0.85	ug/L	5.0	0.85	1		08/05/20 14:11	135-98-8	
tert-Butylbenzene	4.5	ug/L	1.0	0.30	1		08/05/20 14:11	98-06-6	
trans-1,2-Dichloroethene	<0.46	ug/L	1.5	0.46	1		08/05/20 14:11	156-60-5	
trans-1,3-Dichloropropene	<4.4	ug/L	14.6	4.4	1		08/05/20 14:11	10061-02-6	
Surrogates									
4-Bromofluorobenzene (S)	100	%	70-130		1		08/05/20 14:11	460-00-4	
Dibromofluoromethane (S)	97	%	70-130		1		08/05/20 14:11	1868-53-7	
Toluene-d8 (S)	99	%	70-130		1		08/05/20 14:11	2037-26-5	
Field Data									
Analytical Method:									
Pace Analytical Services - Green Bay									
Field pH	6.79	Std. Units			1		07/29/20 14:20		
Field Specific Conductance	365	umhos/cm			1		07/29/20 14:20		
REDOX	17.9	mV			1		07/29/20 14:20		
Static Water Level	644.75	feet			1		07/29/20 14:20		
Temperature, Water (C)	10.64	deg C			1		07/29/20 14:20		
310.2 Alkalinity									
Analytical Method: EPA 310.2									
Pace Analytical Services - Green Bay									
Alkalinity, Total as CaCO3	272	mg/L	24.8	7.4	1		08/10/20 11:17		
Total Organic Carbon									
Analytical Method: EPA 9060									
Pace Analytical Services - Green Bay									
Total Organic Carbon	3.1	mg/L	0.50	0.085	1		08/10/20 19:23	7440-44-0	
Total Organic Carbon	3.1	mg/L	0.50	0.085	1		08/10/20 19:23	7440-44-0	

REPORT OF LABORATORY ANALYSIS

This report shall not be reproduced, except in full,
without the written consent of Pace Analytical Services, LLC.

ANALYTICAL RESULTS

Project: TOWN OF ONALASKA LANDFILL

Pace Project No.: 40212257

Sample: MW-6M **Lab ID: 40212257004** Collected: 07/29/20 14:20 Received: 08/04/20 10:00 Matrix: Water

Parameters	Results	Units	LOQ	LOD	DF	Prepared	Analyzed	CAS No.	Qual
Total Organic Carbon		Analytical Method: EPA 9060 Pace Analytical Services - Green Bay							
Total Organic Carbon	3.2	mg/L	0.50	0.085	1		08/10/20 19:23	7440-44-0	
Total Organic Carbon	3.1	mg/L	0.50	0.085	1		08/10/20 19:23	7440-44-0	
Mean Total Organic Carbon	3.1	mg/L	0.50	0.085	1		08/10/20 19:23	7440-44-0	

REPORT OF LABORATORY ANALYSIS

This report shall not be reproduced, except in full,
without the written consent of Pace Analytical Services, LLC.

ANALYTICAL RESULTS

Project: TOWN OF ONALASKA LANDFILL
Pace Project No.: 40212257

Sample: MW-7M **Lab ID: 40212257005** Collected: 07/27/20 10:55 Received: 08/04/20 10:00 Matrix: Water

Parameters	Results	Units	LOQ	LOD	DF	Prepared	Analyzed	CAS No.	Qual
6010 MET ICP, Dissolved									
Analytical Method: EPA 6010 Preparation Method: EPA 3010 Pace Analytical Services - Green Bay									
Arsenic, Dissolved	<8.3	ug/L	25.0	8.3	1	08/06/20 12:00	08/07/20 15:25	7440-38-2	
Barium, Dissolved	281	ug/L	5.0	1.5	1	08/06/20 12:00	08/07/20 15:25	7440-39-3	
Cadmium, Dissolved	<1.3	ug/L	5.0	1.3	1	08/06/20 12:00	08/07/20 15:25	7440-43-9	
Cobalt, Dissolved	<1.4	ug/L	5.0	1.4	1	08/06/20 12:00	08/07/20 15:25	7440-48-4	
Iron, Dissolved	1870	ug/L	117	35.2	1	08/06/20 12:00	08/07/20 15:25	7439-89-6	
Lead, Dissolved	<5.9	ug/L	19.7	5.9	1	08/06/20 12:00	08/07/20 15:25	7439-92-1	
Manganese, Dissolved	670	ug/L	5.1	1.5	1	08/06/20 12:00	08/07/20 15:25	7439-96-5	
Vanadium, Dissolved	<2.6	ug/L	10.0	2.6	1	08/06/20 12:00	08/07/20 15:25	7440-62-2	
7470 Mercury, Dissolved									
Analytical Method: EPA 7470 Preparation Method: EPA 7470 Pace Analytical Services - Green Bay									
Mercury, Dissolved	<0.066	ug/L	0.20	0.066	1	08/07/20 09:50	08/10/20 09:18	7439-97-6	
Field Data									
Analytical Method: Pace Analytical Services - Green Bay									
Field Specific Conductance	295	umhos/cm			1		07/27/20 10:55		
Oxygen, Dissolved	0.87	mg/L			1		07/27/20 10:55	7782-44-7	
REDOX	-76.4	mV			1		07/27/20 10:55		
Static Water Level	644.96	feet			1		07/27/20 10:55		
Temperature, Water (C)	10.81	deg C			1		07/27/20 10:55		
310.2 Alkalinity									
Analytical Method: EPA 310.2 Pace Analytical Services - Green Bay									
Alkalinity, Total as CaCO3	207	mg/L	24.8	7.4	1		08/10/20 11:00		
Total Organic Carbon									
Analytical Method: EPA 9060 Pace Analytical Services - Green Bay									
Total Organic Carbon	1.5	mg/L	0.50	0.085	1		08/10/20 19:46	7440-44-0	
Total Organic Carbon	1.5	mg/L	0.50	0.085	1		08/10/20 19:46	7440-44-0	
Total Organic Carbon	1.5	mg/L	0.50	0.085	1		08/10/20 19:46	7440-44-0	
Total Organic Carbon	1.5	mg/L	0.50	0.085	1		08/10/20 19:46	7440-44-0	
Mean Total Organic Carbon	1.5	mg/L	0.50	0.085	1		08/10/20 19:46	7440-44-0	

REPORT OF LABORATORY ANALYSIS

This report shall not be reproduced, except in full,
without the written consent of Pace Analytical Services, LLC.

ANALYTICAL RESULTS

Project: TOWN OF ONALASKA LANDFILL
Pace Project No.: 40212257

Sample: MW-8S **Lab ID: 40212257006** Collected: 07/29/20 15:45 Received: 08/04/20 10:00 Matrix: Water

Parameters	Results	Units	LOQ	LOD	DF	Prepared	Analyzed	CAS No.	Qual
6010 MET ICP, Dissolved									
Analytical Method: EPA 6010 Preparation Method: EPA 3010 Pace Analytical Services - Green Bay									
Arsenic, Dissolved	<8.3	ug/L	25.0	8.3	1	08/06/20 12:00	08/07/20 15:28	7440-38-2	
Barium, Dissolved	31.3	ug/L	5.0	1.5	1	08/06/20 12:00	08/07/20 15:28	7440-39-3	
Cadmium, Dissolved	<1.3	ug/L	5.0	1.3	1	08/06/20 12:00	08/07/20 15:28	7440-43-9	
Cobalt, Dissolved	<1.4	ug/L	5.0	1.4	1	08/06/20 12:00	08/07/20 15:28	7440-48-4	
Iron, Dissolved	43.5J	ug/L	117	35.2	1	08/06/20 12:00	08/07/20 15:28	7439-89-6	
Lead, Dissolved	<5.9	ug/L	19.7	5.9	1	08/06/20 12:00	08/07/20 15:28	7439-92-1	
Manganese, Dissolved	153	ug/L	5.1	1.5	1	08/06/20 12:00	08/07/20 15:28	7439-96-5	
Vanadium, Dissolved	<2.6	ug/L	10.0	2.6	1	08/06/20 12:00	08/07/20 15:28	7440-62-2	
7470 Mercury, Dissolved									
Analytical Method: EPA 7470 Preparation Method: EPA 7470 Pace Analytical Services - Green Bay									
Mercury, Dissolved	<0.066	ug/L	0.20	0.066	1	08/07/20 09:50	08/10/20 09:21	7439-97-6	
8260 MSV									
Analytical Method: EPA 8260 Pace Analytical Services - Green Bay									
1,1,1-Trichloroethane	<0.24	ug/L	1.0	0.24	1		08/05/20 14:33	71-55-6	
1,1,2,2-Tetrachloroethane	<0.28	ug/L	1.0	0.28	1		08/05/20 14:33	79-34-5	
1,1,2-Trichloroethane	<0.55	ug/L	5.0	0.55	1		08/05/20 14:33	79-00-5	
1,1-Dichloroethane	<0.27	ug/L	1.0	0.27	1		08/05/20 14:33	75-34-3	
1,1-Dichloroethene	<0.24	ug/L	1.0	0.24	1		08/05/20 14:33	75-35-4	
1,2,4-Trimethylbenzene	<0.84	ug/L	2.8	0.84	1		08/05/20 14:33	95-63-6	
1,2-Dibromo-3-chloropropane	<1.8	ug/L	5.9	1.8	1		08/05/20 14:33	96-12-8	
1,2-Dibromoethane (EDB)	<0.83	ug/L	2.8	0.83	1		08/05/20 14:33	106-93-4	
1,2-Dichlorobenzene	<0.71	ug/L	2.4	0.71	1		08/05/20 14:33	95-50-1	
1,2-Dichloroethane	<0.28	ug/L	1.0	0.28	1		08/05/20 14:33	107-06-2	
1,2-Dichloropropane	<0.28	ug/L	1.0	0.28	1		08/05/20 14:33	78-87-5	
1,3,5-Trimethylbenzene	<0.87	ug/L	2.9	0.87	1		08/05/20 14:33	108-67-8	
1,3-Dichlorobenzene	<0.63	ug/L	2.1	0.63	1		08/05/20 14:33	541-73-1	
1,4-Dichlorobenzene	<0.94	ug/L	3.1	0.94	1		08/05/20 14:33	106-46-7	
2-Butanone (MEK)	<2.9	ug/L	20.0	2.9	1		08/05/20 14:33	78-93-3	
2-Hexanone	<5.2	ug/L	17.4	5.2	1		08/05/20 14:33	591-78-6	
4-Methyl-2-pentanone (MIBK)	<4.6	ug/L	15.5	4.6	1		08/05/20 14:33	108-10-1	
Acetone	<2.7	ug/L	20.0	2.7	1		08/05/20 14:33	67-64-1	
Benzene	<0.25	ug/L	1.0	0.25	1		08/05/20 14:33	71-43-2	
Bromodichloromethane	<0.36	ug/L	1.2	0.36	1		08/05/20 14:33	75-27-4	
Bromoform	<4.0	ug/L	13.2	4.0	1		08/05/20 14:33	75-25-2	
Bromomethane	<0.97	ug/L	5.0	0.97	1		08/05/20 14:33	74-83-9	
Carbon disulfide	<0.45	ug/L	1.5	0.45	1		08/05/20 14:33	75-15-0	
Carbon tetrachloride	<1.1	ug/L	3.6	1.1	1		08/05/20 14:33	56-23-5	
Chlorobenzene	<0.71	ug/L	2.4	0.71	1		08/05/20 14:33	108-90-7	
Chloroethane	<1.3	ug/L	5.0	1.3	1		08/05/20 14:33	75-00-3	
Chloroform	<1.3	ug/L	5.0	1.3	1		08/05/20 14:33	67-66-3	
Chloromethane	<2.2	ug/L	7.3	2.2	1		08/05/20 14:33	74-87-3	
Dibromochloromethane	<2.6	ug/L	8.7	2.6	1		08/05/20 14:33	124-48-1	
Dibromomethane	<0.94	ug/L	3.1	0.94	1		08/05/20 14:33	74-95-3	

REPORT OF LABORATORY ANALYSIS

This report shall not be reproduced, except in full,
without the written consent of Pace Analytical Services, LLC.

ANALYTICAL RESULTS

Project: TOWN OF ONALASKA LANDFILL
Pace Project No.: 40212257

Sample: MW-8S **Lab ID: 40212257006** Collected: 07/29/20 15:45 Received: 08/04/20 10:00 Matrix: Water

Parameters	Results	Units	LOQ	LOD	DF	Prepared	Analyzed	CAS No.	Qual
8260 MSV									
Analytical Method: EPA 8260									
Pace Analytical Services - Green Bay									
Dichlorodifluoromethane	<0.50	ug/L	5.0	0.50	1		08/05/20 14:33	75-71-8	
Ethylbenzene	<0.32	ug/L	1.1	0.32	1		08/05/20 14:33	100-41-4	
Hexachloro-1,3-butadiene	<1.5	ug/L	4.9	1.5	1		08/05/20 14:33	87-68-3	
Isopropylbenzene (Cumene)	<1.7	ug/L	5.6	1.7	1		08/05/20 14:33	98-82-8	
Methyl-tert-butyl ether	<1.2	ug/L	4.2	1.2	1		08/05/20 14:33	1634-04-4	
Methylene Chloride	<0.58	ug/L	5.0	0.58	1		08/05/20 14:33	75-09-2	
Naphthalene	<1.2	ug/L	5.0	1.2	1		08/05/20 14:33	91-20-3	
Styrene	<3.0	ug/L	10.0	3.0	1		08/05/20 14:33	100-42-5	
Tetrachloroethene	<0.33	ug/L	1.1	0.33	1		08/05/20 14:33	127-18-4	
Tetrahydrofuran	<2.3	ug/L	20.0	2.3	1		08/05/20 14:33	109-99-9	
Toluene	<0.27	ug/L	0.90	0.27	1		08/05/20 14:33	108-88-3	
Trichloroethene	<0.26	ug/L	1.0	0.26	1		08/05/20 14:33	79-01-6	
Trichlorofluoromethane	<0.21	ug/L	1.0	0.21	1		08/05/20 14:33	75-69-4	
Vinyl chloride	<0.17	ug/L	1.0	0.17	1		08/05/20 14:33	75-01-4	
Xylene (Total)	<1.5	ug/L	3.0	1.5	1		08/05/20 14:33	1330-20-7	
cis-1,2-Dichloroethene	<0.27	ug/L	1.0	0.27	1		08/05/20 14:33	156-59-2	
cis-1,3-Dichloropropene	<3.6	ug/L	12.1	3.6	1		08/05/20 14:33	10061-01-5	
n-Butylbenzene	<0.71	ug/L	2.4	0.71	1		08/05/20 14:33	104-51-8	
n-Propylbenzene	<0.81	ug/L	5.0	0.81	1		08/05/20 14:33	103-65-1	
p-Isopropyltoluene	<0.80	ug/L	2.7	0.80	1		08/05/20 14:33	99-87-6	
sec-Butylbenzene	<0.85	ug/L	5.0	0.85	1		08/05/20 14:33	135-98-8	
tert-Butylbenzene	<0.30	ug/L	1.0	0.30	1		08/05/20 14:33	98-06-6	
trans-1,2-Dichloroethene	<0.46	ug/L	1.5	0.46	1		08/05/20 14:33	156-60-5	
trans-1,3-Dichloropropene	<4.4	ug/L	14.6	4.4	1		08/05/20 14:33	10061-02-6	
Surrogates									
4-Bromofluorobenzene (S)	99	%	70-130		1		08/05/20 14:33	460-00-4	
Dibromofluoromethane (S)	98	%	70-130		1		08/05/20 14:33	1868-53-7	
Toluene-d8 (S)	99	%	70-130		1		08/05/20 14:33	2037-26-5	
Field Data									
Analytical Method:									
Pace Analytical Services - Green Bay									
Field pH	5.77	Std. Units			1		07/29/20 15:45		
Field Specific Conductance	304	umhos/cm			1		07/29/20 15:45		
Oxygen, Dissolved	4.57	mg/L			1		07/29/20 15:45	7782-44-7	
REDOX	12.6	mV			1		07/29/20 15:45		
Static Water Level	644.83	feet			1		07/29/20 15:45		
Temperature, Water (C)	11.06	deg C			1		07/29/20 15:45		
310.2 Alkalinity									
Analytical Method: EPA 310.2									
Pace Analytical Services - Green Bay									
Alkalinity, Total as CaCO3	215	mg/L	24.8	7.4	1		08/10/20 11:18		
Total Organic Carbon									
Analytical Method: EPA 9060									
Pace Analytical Services - Green Bay									
Total Organic Carbon	1.3	mg/L	0.50	0.085	1		08/10/20 20:10	7440-44-0	

REPORT OF LABORATORY ANALYSIS

This report shall not be reproduced, except in full,
without the written consent of Pace Analytical Services, LLC.

ANALYTICAL RESULTS

Project: TOWN OF ONALASKA LANDFILL

Pace Project No.: 40212257

Sample: MW-8S **Lab ID: 40212257006** Collected: 07/29/20 15:45 Received: 08/04/20 10:00 Matrix: Water

Parameters	Results	Units	LOQ	LOD	DF	Prepared	Analyzed	CAS No.	Qual
Total Organic Carbon		Analytical Method: EPA 9060 Pace Analytical Services - Green Bay							
Total Organic Carbon	1.3	mg/L	0.50	0.085	1		08/10/20 20:10	7440-44-0	
Total Organic Carbon	1.3	mg/L	0.50	0.085	1		08/10/20 20:10	7440-44-0	
Total Organic Carbon	1.3	mg/L	0.50	0.085	1		08/10/20 20:10	7440-44-0	
Mean Total Organic Carbon	1.3	mg/L	0.50	0.085	1		08/10/20 20:10	7440-44-0	

REPORT OF LABORATORY ANALYSIS

This report shall not be reproduced, except in full,
without the written consent of Pace Analytical Services, LLC.

ANALYTICAL RESULTS

Project: TOWN OF ONALASKA LANDFILL
Pace Project No.: 40212257

Sample: MW-8M **Lab ID: 40212257007** Collected: 07/29/20 15:55 Received: 08/04/20 10:00 Matrix: Water

Parameters	Results	Units	LOQ	LOD	DF	Prepared	Analyzed	CAS No.	Qual
6010 MET ICP, Dissolved									
Analytical Method: EPA 6010 Preparation Method: EPA 3010 Pace Analytical Services - Green Bay									
Arsenic, Dissolved	<8.3	ug/L	25.0	8.3	1	08/06/20 12:00	08/07/20 15:30	7440-38-2	
Barium, Dissolved	596	ug/L	5.0	1.5	1	08/06/20 12:00	08/07/20 15:30	7440-39-3	
Cadmium, Dissolved	<1.3	ug/L	5.0	1.3	1	08/06/20 12:00	08/07/20 15:30	7440-43-9	
Cobalt, Dissolved	<1.4	ug/L	5.0	1.4	1	08/06/20 12:00	08/07/20 15:30	7440-48-4	
Iron, Dissolved	188	ug/L	117	35.2	1	08/06/20 12:00	08/07/20 15:30	7439-89-6	
Lead, Dissolved	<5.9	ug/L	19.7	5.9	1	08/06/20 12:00	08/07/20 15:30	7439-92-1	
Manganese, Dissolved	2580	ug/L	5.1	1.5	1	08/06/20 12:00	08/07/20 15:30	7439-96-5	
Vanadium, Dissolved	<2.6	ug/L	10.0	2.6	1	08/06/20 12:00	08/07/20 15:30	7440-62-2	
7470 Mercury, Dissolved									
Analytical Method: EPA 7470 Preparation Method: EPA 7470 Pace Analytical Services - Green Bay									
Mercury, Dissolved	<0.066	ug/L	0.20	0.066	1	08/07/20 09:50	08/10/20 09:23	7439-97-6	
8260 MSV									
Analytical Method: EPA 8260 Pace Analytical Services - Green Bay									
1,1,1-Trichloroethane	<0.24	ug/L	1.0	0.24	1		08/05/20 14:55	71-55-6	
1,1,2,2-Tetrachloroethane	<0.28	ug/L	1.0	0.28	1		08/05/20 14:55	79-34-5	
1,1,2-Trichloroethane	<0.55	ug/L	5.0	0.55	1		08/05/20 14:55	79-00-5	
1,1-Dichloroethane	<0.27	ug/L	1.0	0.27	1		08/05/20 14:55	75-34-3	
1,1-Dichloroethene	<0.24	ug/L	1.0	0.24	1		08/05/20 14:55	75-35-4	
1,2,4-Trimethylbenzene	<0.84	ug/L	2.8	0.84	1		08/05/20 14:55	95-63-6	
1,2-Dibromo-3-chloropropane	<1.8	ug/L	5.9	1.8	1		08/05/20 14:55	96-12-8	
1,2-Dibromoethane (EDB)	<0.83	ug/L	2.8	0.83	1		08/05/20 14:55	106-93-4	
1,2-Dichlorobenzene	<0.71	ug/L	2.4	0.71	1		08/05/20 14:55	95-50-1	
1,2-Dichloroethane	<0.28	ug/L	1.0	0.28	1		08/05/20 14:55	107-06-2	
1,2-Dichloropropane	<0.28	ug/L	1.0	0.28	1		08/05/20 14:55	78-87-5	
1,3,5-Trimethylbenzene	<0.87	ug/L	2.9	0.87	1		08/05/20 14:55	108-67-8	
1,3-Dichlorobenzene	<0.63	ug/L	2.1	0.63	1		08/05/20 14:55	541-73-1	
1,4-Dichlorobenzene	<0.94	ug/L	3.1	0.94	1		08/05/20 14:55	106-46-7	
2-Butanone (MEK)	<2.9	ug/L	20.0	2.9	1		08/05/20 14:55	78-93-3	
2-Hexanone	<5.2	ug/L	17.4	5.2	1		08/05/20 14:55	591-78-6	
4-Methyl-2-pentanone (MIBK)	<4.6	ug/L	15.5	4.6	1		08/05/20 14:55	108-10-1	
Acetone	<2.7	ug/L	20.0	2.7	1		08/05/20 14:55	67-64-1	
Benzene	<0.25	ug/L	1.0	0.25	1		08/05/20 14:55	71-43-2	
Bromodichloromethane	<0.36	ug/L	1.2	0.36	1		08/05/20 14:55	75-27-4	
Bromoform	<4.0	ug/L	13.2	4.0	1		08/05/20 14:55	75-25-2	
Bromomethane	<0.97	ug/L	5.0	0.97	1		08/05/20 14:55	74-83-9	
Carbon disulfide	<0.45	ug/L	1.5	0.45	1		08/05/20 14:55	75-15-0	
Carbon tetrachloride	<1.1	ug/L	3.6	1.1	1		08/05/20 14:55	56-23-5	
Chlorobenzene	<0.71	ug/L	2.4	0.71	1		08/05/20 14:55	108-90-7	
Chloroethane	<1.3	ug/L	5.0	1.3	1		08/05/20 14:55	75-00-3	
Chloroform	<1.3	ug/L	5.0	1.3	1		08/05/20 14:55	67-66-3	
Chloromethane	<2.2	ug/L	7.3	2.2	1		08/05/20 14:55	74-87-3	
Dibromochloromethane	<2.6	ug/L	8.7	2.6	1		08/05/20 14:55	124-48-1	
Dibromomethane	<0.94	ug/L	3.1	0.94	1		08/05/20 14:55	74-95-3	

REPORT OF LABORATORY ANALYSIS

This report shall not be reproduced, except in full,
without the written consent of Pace Analytical Services, LLC.

ANALYTICAL RESULTS

Project: TOWN OF ONALASKA LANDFILL
Pace Project No.: 40212257

Sample: MW-8M **Lab ID: 40212257007** Collected: 07/29/20 15:55 Received: 08/04/20 10:00 Matrix: Water

Parameters	Results	Units	LOQ	LOD	DF	Prepared	Analyzed	CAS No.	Qual
8260 MSV									
Analytical Method: EPA 8260									
Pace Analytical Services - Green Bay									
Dichlorodifluoromethane	<0.50	ug/L	5.0	0.50	1		08/05/20 14:55	75-71-8	
Ethylbenzene	<0.32	ug/L	1.1	0.32	1		08/05/20 14:55	100-41-4	
Hexachloro-1,3-butadiene	<1.5	ug/L	4.9	1.5	1		08/05/20 14:55	87-68-3	
Isopropylbenzene (Cumene)	<1.7	ug/L	5.6	1.7	1		08/05/20 14:55	98-82-8	
Methyl-tert-butyl ether	<1.2	ug/L	4.2	1.2	1		08/05/20 14:55	1634-04-4	
Methylene Chloride	<0.58	ug/L	5.0	0.58	1		08/05/20 14:55	75-09-2	
Naphthalene	<1.2	ug/L	5.0	1.2	1		08/05/20 14:55	91-20-3	
Styrene	<3.0	ug/L	10.0	3.0	1		08/05/20 14:55	100-42-5	
Tetrachloroethene	<0.33	ug/L	1.1	0.33	1		08/05/20 14:55	127-18-4	
Tetrahydrofuran	<2.3	ug/L	20.0	2.3	1		08/05/20 14:55	109-99-9	
Toluene	<0.27	ug/L	0.90	0.27	1		08/05/20 14:55	108-88-3	
Trichloroethene	<0.26	ug/L	1.0	0.26	1		08/05/20 14:55	79-01-6	
Trichlorofluoromethane	<0.21	ug/L	1.0	0.21	1		08/05/20 14:55	75-69-4	
Vinyl chloride	<0.17	ug/L	1.0	0.17	1		08/05/20 14:55	75-01-4	
Xylene (Total)	<1.5	ug/L	3.0	1.5	1		08/05/20 14:55	1330-20-7	
cis-1,2-Dichloroethene	<0.27	ug/L	1.0	0.27	1		08/05/20 14:55	156-59-2	
cis-1,3-Dichloropropene	<3.6	ug/L	12.1	3.6	1		08/05/20 14:55	10061-01-5	
n-Butylbenzene	<0.71	ug/L	2.4	0.71	1		08/05/20 14:55	104-51-8	
n-Propylbenzene	<0.81	ug/L	5.0	0.81	1		08/05/20 14:55	103-65-1	
p-Isopropyltoluene	<0.80	ug/L	2.7	0.80	1		08/05/20 14:55	99-87-6	
sec-Butylbenzene	<0.85	ug/L	5.0	0.85	1		08/05/20 14:55	135-98-8	
tert-Butylbenzene	<0.30	ug/L	1.0	0.30	1		08/05/20 14:55	98-06-6	
trans-1,2-Dichloroethene	<0.46	ug/L	1.5	0.46	1		08/05/20 14:55	156-60-5	
trans-1,3-Dichloropropene	<4.4	ug/L	14.6	4.4	1		08/05/20 14:55	10061-02-6	
Surrogates									
4-Bromofluorobenzene (S)	99	%	70-130		1		08/05/20 14:55	460-00-4	
Dibromofluoromethane (S)	98	%	70-130		1		08/05/20 14:55	1868-53-7	
Toluene-d8 (S)	98	%	70-130		1		08/05/20 14:55	2037-26-5	
Field Data									
Analytical Method:									
Pace Analytical Services - Green Bay									
Field pH	5.92	Std. Units			1		07/29/20 15:55		
Field Specific Conductance	260	umhos/cm			1		07/29/20 15:55		
Oxygen, Dissolved	0.14	mg/L			1		07/29/20 15:55	7782-44-7	
REDOX	12.1	mV			1		07/29/20 15:55		
Static Water Level	644.83	feet			1		07/29/20 15:55		
Temperature, Water (C)	10.59	deg C			1		07/29/20 15:55		
310.2 Alkalinity									
Analytical Method: EPA 310.2									
Pace Analytical Services - Green Bay									
Alkalinity, Total as CaCO3	178	mg/L	24.8	7.4	1		08/10/20 11:19		
Total Organic Carbon									
Analytical Method: EPA 9060									
Pace Analytical Services - Green Bay									
Total Organic Carbon	2.3	mg/L	0.50	0.085	1		08/10/20 20:30	7440-44-0	

REPORT OF LABORATORY ANALYSIS

This report shall not be reproduced, except in full,
without the written consent of Pace Analytical Services, LLC.

ANALYTICAL RESULTS

Project: TOWN OF ONALASKA LANDFILL

Pace Project No.: 40212257

Sample: MW-8M **Lab ID: 40212257007** Collected: 07/29/20 15:55 Received: 08/04/20 10:00 Matrix: Water

Parameters	Results	Units	LOQ	LOD	DF	Prepared	Analyzed	CAS No.	Qual
Total Organic Carbon		Analytical Method: EPA 9060 Pace Analytical Services - Green Bay							
Total Organic Carbon	2.3	mg/L	0.50	0.085	1		08/10/20 20:30	7440-44-0	
Total Organic Carbon	2.3	mg/L	0.50	0.085	1		08/10/20 20:30	7440-44-0	
Total Organic Carbon	2.3	mg/L	0.50	0.085	1		08/10/20 20:30	7440-44-0	
Mean Total Organic Carbon	2.3	mg/L	0.50	0.085	1		08/10/20 20:30	7440-44-0	

REPORT OF LABORATORY ANALYSIS

This report shall not be reproduced, except in full,
without the written consent of Pace Analytical Services, LLC.

ANALYTICAL RESULTS

Project: TOWN OF ONALASKA LANDFILL
Pace Project No.: 40212257

Sample: MW-9M **Lab ID: 40212257008** Collected: 07/30/20 14:50 Received: 08/04/20 10:00 Matrix: Water

Parameters	Results	Units	LOQ	LOD	DF	Prepared	Analyzed	CAS No.	Qual
6010 MET ICP, Dissolved									
Analytical Method: EPA 6010 Preparation Method: EPA 3010 Pace Analytical Services - Green Bay									
Arsenic, Dissolved	<8.3	ug/L	25.0	8.3	1	08/06/20 12:00	08/07/20 15:33	7440-38-2	
Barium, Dissolved	161	ug/L	5.0	1.5	1	08/06/20 12:00	08/07/20 15:33	7440-39-3	
Cadmium, Dissolved	<1.3	ug/L	5.0	1.3	1	08/06/20 12:00	08/07/20 15:33	7440-43-9	
Cobalt, Dissolved	<1.4	ug/L	5.0	1.4	1	08/06/20 12:00	08/07/20 15:33	7440-48-4	
Iron, Dissolved	2330	ug/L	117	35.2	1	08/06/20 12:00	08/07/20 15:33	7439-89-6	
Lead, Dissolved	<5.9	ug/L	19.7	5.9	1	08/06/20 12:00	08/07/20 15:33	7439-92-1	
Manganese, Dissolved	868	ug/L	5.1	1.5	1	08/06/20 12:00	08/07/20 15:33	7439-96-5	
Vanadium, Dissolved	<2.6	ug/L	10.0	2.6	1	08/06/20 12:00	08/07/20 15:33	7440-62-2	
7470 Mercury, Dissolved									
Analytical Method: EPA 7470 Preparation Method: EPA 7470 Pace Analytical Services - Green Bay									
Mercury, Dissolved	<0.066	ug/L	0.20	0.066	1	08/07/20 09:50	08/10/20 09:25	7439-97-6	
Field Data									
Analytical Method: Pace Analytical Services - Green Bay									
Field pH	6.30	Std. Units			1		07/30/20 14:50		
Field Specific Conductance	305	umhos/cm			1		07/30/20 14:50		
Oxygen, Dissolved	0.13	mg/L			1		07/30/20 14:50	7782-44-7	
REDOX	20.4	mV			1		07/30/20 14:50		
Static Water Level	644.58	feet			1		07/30/20 14:50		
Temperature, Water (C)	10.69	deg C			1		07/30/20 14:50		
310.2 Alkalinity									
Analytical Method: EPA 310.2 Pace Analytical Services - Green Bay									
Alkalinity, Total as CaCO3	192	mg/L	24.8	7.4	1		08/10/20 11:20		
Total Organic Carbon									
Analytical Method: EPA 9060 Pace Analytical Services - Green Bay									
Total Organic Carbon	2.5	mg/L	0.50	0.085	1		08/10/20 20:52	7440-44-0	
Total Organic Carbon	2.5	mg/L	0.50	0.085	1		08/10/20 20:52	7440-44-0	
Total Organic Carbon	2.6	mg/L	0.50	0.085	1		08/10/20 20:52	7440-44-0	
Total Organic Carbon	2.5	mg/L	0.50	0.085	1		08/10/20 20:52	7440-44-0	
Mean Total Organic Carbon	2.5	mg/L	0.50	0.085	1		08/10/20 20:52	7440-44-0	

REPORT OF LABORATORY ANALYSIS

This report shall not be reproduced, except in full,
without the written consent of Pace Analytical Services, LLC.

ANALYTICAL RESULTS

Project: TOWN OF ONALASKA LANDFILL
Pace Project No.: 40212257

Sample: MW-10M **Lab ID: 40212257009** Collected: 07/30/20 13:35 Received: 08/04/20 10:00 Matrix: Water

Parameters	Results	Units	LOQ	LOD	DF	Prepared	Analyzed	CAS No.	Qual
6010 MET ICP, Dissolved									
Analytical Method: EPA 6010 Preparation Method: EPA 3010									
Pace Analytical Services - Green Bay									
Arsenic, Dissolved	<8.3	ug/L	25.0	8.3	1	08/06/20 12:00	08/07/20 15:40	7440-38-2	
Barium, Dissolved	55.2	ug/L	5.0	1.5	1	08/06/20 12:00	08/07/20 15:40	7440-39-3	
Cadmium, Dissolved	<1.3	ug/L	5.0	1.3	1	08/06/20 12:00	08/07/20 15:40	7440-43-9	
Cobalt, Dissolved	<1.4	ug/L	5.0	1.4	1	08/06/20 12:00	08/07/20 15:40	7440-48-4	
Iron, Dissolved	<35.2	ug/L	117	35.2	1	08/06/20 12:00	08/07/20 15:40	7439-89-6	
Lead, Dissolved	<5.9	ug/L	19.7	5.9	1	08/06/20 12:00	08/07/20 15:40	7439-92-1	
Manganese, Dissolved	1370	ug/L	5.1	1.5	1	08/06/20 12:00	08/07/20 15:40	7439-96-5	
Vanadium, Dissolved	<2.6	ug/L	10.0	2.6	1	08/06/20 12:00	08/07/20 15:40	7440-62-2	
7470 Mercury, Dissolved									
Analytical Method: EPA 7470 Preparation Method: EPA 7470									
Pace Analytical Services - Green Bay									
Mercury, Dissolved	<0.066	ug/L	0.20	0.066	1	08/07/20 09:50	08/10/20 09:27	7439-97-6	
Field Data									
Analytical Method:									
Pace Analytical Services - Green Bay									
Field pH	6.80	Std. Units			1		07/30/20 13:35		
Field Specific Conductance	252	umhos/cm			1		07/30/20 13:35		
Oxygen, Dissolved	0.22	mg/L			1		07/30/20 13:35	7782-44-7	
REDOX	20.8	mV			1		07/30/20 13:35		
Static Water Level	644.57	feet			1		07/30/20 13:35		
Temperature, Water (C)	10.94	deg C			1		07/30/20 13:35		
310.2 Alkalinity									
Analytical Method: EPA 310.2									
Pace Analytical Services - Green Bay									
Alkalinity, Total as CaCO3	167	mg/L	24.8	7.4	1		08/10/20 11:24		
Total Organic Carbon									
Analytical Method: EPA 9060									
Pace Analytical Services - Green Bay									
Total Organic Carbon	2.4	mg/L	0.50	0.085	1		08/10/20 21:15	7440-44-0	
Total Organic Carbon	2.4	mg/L	0.50	0.085	1		08/10/20 21:15	7440-44-0	
Total Organic Carbon	2.4	mg/L	0.50	0.085	1		08/10/20 21:15	7440-44-0	
Total Organic Carbon	2.5	mg/L	0.50	0.085	1		08/10/20 21:15	7440-44-0	
Mean Total Organic Carbon	2.4	mg/L	0.50	0.085	1		08/10/20 21:15	7440-44-0	

REPORT OF LABORATORY ANALYSIS

This report shall not be reproduced, except in full,
without the written consent of Pace Analytical Services, LLC.

ANALYTICAL RESULTS

Project: TOWN OF ONALASKA LANDFILL
Pace Project No.: 40212257

Sample: MW-11M **Lab ID: 40212257010** Collected: 07/30/20 15:10 Received: 08/04/20 10:00 Matrix: Water

Parameters	Results	Units	LOQ	LOD	DF	Prepared	Analyzed	CAS No.	Qual
6010 MET ICP, Dissolved									
Analytical Method: EPA 6010 Preparation Method: EPA 3010 Pace Analytical Services - Green Bay									
Arsenic, Dissolved	<8.3	ug/L	25.0	8.3	1	08/06/20 12:00	08/07/20 15:42	7440-38-2	
Barium, Dissolved	188	ug/L	5.0	1.5	1	08/06/20 12:00	08/07/20 15:42	7440-39-3	
Cadmium, Dissolved	<1.3	ug/L	5.0	1.3	1	08/06/20 12:00	08/07/20 15:42	7440-43-9	
Cobalt, Dissolved	<1.4	ug/L	5.0	1.4	1	08/06/20 12:00	08/07/20 15:42	7440-48-4	
Iron, Dissolved	2540	ug/L	117	35.2	1	08/06/20 12:00	08/07/20 15:42	7439-89-6	
Lead, Dissolved	<5.9	ug/L	19.7	5.9	1	08/06/20 12:00	08/07/20 15:42	7439-92-1	
Manganese, Dissolved	1080	ug/L	5.1	1.5	1	08/06/20 12:00	08/07/20 15:42	7439-96-5	
Vanadium, Dissolved	<2.6	ug/L	10.0	2.6	1	08/06/20 12:00	08/07/20 15:42	7440-62-2	
7470 Mercury, Dissolved									
Analytical Method: EPA 7470 Preparation Method: EPA 7470 Pace Analytical Services - Green Bay									
Mercury, Dissolved	<0.066	ug/L	0.20	0.066	1	08/07/20 09:50	08/10/20 09:30	7439-97-6	
Field Data									
Analytical Method: Pace Analytical Services - Green Bay									
Field pH	6.35	Std. Units			1		07/30/20 15:10		
Field Specific Conductance	291	umhos/cm			1		07/30/20 15:10		
Oxygen, Dissolved	0.12	mg/L			1		07/30/20 15:10	7782-44-7	
REDOX	21.0	mV			1		07/30/20 15:10		
Static Water Level	644.69	feet			1		07/30/20 15:10		
Temperature, Water (C)	10.71	deg C			1		07/30/20 15:10		
310.2 Alkalinity									
Analytical Method: EPA 310.2 Pace Analytical Services - Green Bay									
Alkalinity, Total as CaCO3	186	mg/L	24.8	7.4	1		08/10/20 11:25		
Total Organic Carbon									
Analytical Method: EPA 9060 Pace Analytical Services - Green Bay									
Total Organic Carbon	1.1	mg/L	0.50	0.085	1		08/10/20 21:37	7440-44-0	
Total Organic Carbon	1.1	mg/L	0.50	0.085	1		08/10/20 21:37	7440-44-0	
Total Organic Carbon	1.1	mg/L	0.50	0.085	1		08/10/20 21:37	7440-44-0	
Total Organic Carbon	1.1	mg/L	0.50	0.085	1		08/10/20 21:37	7440-44-0	
Mean Total Organic Carbon	1.1	mg/L	0.50	0.085	1		08/10/20 21:37	7440-44-0	

REPORT OF LABORATORY ANALYSIS

This report shall not be reproduced, except in full,
without the written consent of Pace Analytical Services, LLC.

ANALYTICAL RESULTS

Project: TOWN OF ONALASKA LANDFILL
Pace Project No.: 40212257

Sample: MW-12S **Lab ID: 40212257011** Collected: 07/27/20 11:10 Received: 08/04/20 10:00 Matrix: Water

Parameters	Results	Units	LOQ	LOD	DF	Prepared	Analyzed	CAS No.	Qual
6010 MET ICP, Dissolved									
Analytical Method: EPA 6010 Preparation Method: EPA 3010 Pace Analytical Services - Green Bay									
Arsenic, Dissolved	<8.3	ug/L	25.0	8.3	1	08/06/20 12:00	08/07/20 15:45	7440-38-2	
Barium, Dissolved	18.8	ug/L	5.0	1.5	1	08/06/20 12:00	08/07/20 15:45	7440-39-3	
Cadmium, Dissolved	<1.3	ug/L	5.0	1.3	1	08/06/20 12:00	08/07/20 15:45	7440-43-9	
Cobalt, Dissolved	<1.4	ug/L	5.0	1.4	1	08/06/20 12:00	08/07/20 15:45	7440-48-4	
Iron, Dissolved	<35.2	ug/L	117	35.2	1	08/06/20 12:00	08/07/20 15:45	7439-89-6	
Lead, Dissolved	<5.9	ug/L	19.7	5.9	1	08/06/20 12:00	08/07/20 15:45	7439-92-1	
Manganese, Dissolved	<1.5	ug/L	5.1	1.5	1	08/06/20 12:00	08/07/20 15:45	7439-96-5	
Vanadium, Dissolved	<2.6	ug/L	10.0	2.6	1	08/06/20 12:00	08/07/20 15:45	7440-62-2	
7470 Mercury, Dissolved									
Analytical Method: EPA 7470 Preparation Method: EPA 7470 Pace Analytical Services - Green Bay									
Mercury, Dissolved	<0.066	ug/L	0.20	0.066	1	08/07/20 09:50	08/10/20 09:32	7439-97-6	
8260 MSV									
Analytical Method: EPA 8260 Pace Analytical Services - Green Bay									
1,1,1-Trichloroethane	<0.24	ug/L	1.0	0.24	1		08/05/20 15:18	71-55-6	
1,1,2,2-Tetrachloroethane	<0.28	ug/L	1.0	0.28	1		08/05/20 15:18	79-34-5	
1,1,2-Trichloroethane	<0.55	ug/L	5.0	0.55	1		08/05/20 15:18	79-00-5	
1,1-Dichloroethane	<0.27	ug/L	1.0	0.27	1		08/05/20 15:18	75-34-3	
1,1-Dichloroethene	<0.24	ug/L	1.0	0.24	1		08/05/20 15:18	75-35-4	
1,2,4-Trimethylbenzene	<0.84	ug/L	2.8	0.84	1		08/05/20 15:18	95-63-6	
1,2-Dibromo-3-chloropropane	<1.8	ug/L	5.9	1.8	1		08/05/20 15:18	96-12-8	
1,2-Dibromoethane (EDB)	<0.83	ug/L	2.8	0.83	1		08/05/20 15:18	106-93-4	
1,2-Dichlorobenzene	<0.71	ug/L	2.4	0.71	1		08/05/20 15:18	95-50-1	
1,2-Dichloroethane	<0.28	ug/L	1.0	0.28	1		08/05/20 15:18	107-06-2	
1,2-Dichloropropane	<0.28	ug/L	1.0	0.28	1		08/05/20 15:18	78-87-5	
1,3,5-Trimethylbenzene	<0.87	ug/L	2.9	0.87	1		08/05/20 15:18	108-67-8	
1,3-Dichlorobenzene	<0.63	ug/L	2.1	0.63	1		08/05/20 15:18	541-73-1	
1,4-Dichlorobenzene	<0.94	ug/L	3.1	0.94	1		08/05/20 15:18	106-46-7	
2-Butanone (MEK)	<2.9	ug/L	20.0	2.9	1		08/05/20 15:18	78-93-3	
2-Hexanone	<5.2	ug/L	17.4	5.2	1		08/05/20 15:18	591-78-6	
4-Methyl-2-pentanone (MIBK)	<4.6	ug/L	15.5	4.6	1		08/05/20 15:18	108-10-1	
Acetone	<2.7	ug/L	20.0	2.7	1		08/05/20 15:18	67-64-1	
Benzene	<0.25	ug/L	1.0	0.25	1		08/05/20 15:18	71-43-2	
Bromodichloromethane	<0.36	ug/L	1.2	0.36	1		08/05/20 15:18	75-27-4	
Bromoform	<4.0	ug/L	13.2	4.0	1		08/05/20 15:18	75-25-2	
Bromomethane	<0.97	ug/L	5.0	0.97	1		08/05/20 15:18	74-83-9	
Carbon disulfide	<0.45	ug/L	1.5	0.45	1		08/05/20 15:18	75-15-0	
Carbon tetrachloride	<1.1	ug/L	3.6	1.1	1		08/05/20 15:18	56-23-5	
Chlorobenzene	<0.71	ug/L	2.4	0.71	1		08/05/20 15:18	108-90-7	
Chloroethane	<1.3	ug/L	5.0	1.3	1		08/05/20 15:18	75-00-3	
Chloroform	<1.3	ug/L	5.0	1.3	1		08/05/20 15:18	67-66-3	
Chloromethane	<2.2	ug/L	7.3	2.2	1		08/05/20 15:18	74-87-3	
Dibromochloromethane	<2.6	ug/L	8.7	2.6	1		08/05/20 15:18	124-48-1	
Dibromomethane	<0.94	ug/L	3.1	0.94	1		08/05/20 15:18	74-95-3	

REPORT OF LABORATORY ANALYSIS

This report shall not be reproduced, except in full,
without the written consent of Pace Analytical Services, LLC.

ANALYTICAL RESULTS

Project: TOWN OF ONALASKA LANDFILL
Pace Project No.: 40212257

Sample: MW-12S **Lab ID: 40212257011** Collected: 07/27/20 11:10 Received: 08/04/20 10:00 Matrix: Water

Parameters	Results	Units	LOQ	LOD	DF	Prepared	Analyzed	CAS No.	Qual
8260 MSV									
Analytical Method: EPA 8260									
Pace Analytical Services - Green Bay									
Dichlorodifluoromethane	<0.50	ug/L	5.0	0.50	1		08/05/20 15:18	75-71-8	
Ethylbenzene	<0.32	ug/L	1.1	0.32	1		08/05/20 15:18	100-41-4	
Hexachloro-1,3-butadiene	<1.5	ug/L	4.9	1.5	1		08/05/20 15:18	87-68-3	
Isopropylbenzene (Cumene)	<1.7	ug/L	5.6	1.7	1		08/05/20 15:18	98-82-8	
Methyl-tert-butyl ether	<1.2	ug/L	4.2	1.2	1		08/05/20 15:18	1634-04-4	
Methylene Chloride	<0.58	ug/L	5.0	0.58	1		08/05/20 15:18	75-09-2	
Naphthalene	<1.2	ug/L	5.0	1.2	1		08/05/20 15:18	91-20-3	
Styrene	<3.0	ug/L	10.0	3.0	1		08/05/20 15:18	100-42-5	
Tetrachloroethene	<0.33	ug/L	1.1	0.33	1		08/05/20 15:18	127-18-4	
Tetrahydrofuran	<2.3	ug/L	20.0	2.3	1		08/05/20 15:18	109-99-9	
Toluene	<0.27	ug/L	0.90	0.27	1		08/05/20 15:18	108-88-3	
Trichloroethene	<0.26	ug/L	1.0	0.26	1		08/05/20 15:18	79-01-6	
Trichlorofluoromethane	<0.21	ug/L	1.0	0.21	1		08/05/20 15:18	75-69-4	
Vinyl chloride	<0.17	ug/L	1.0	0.17	1		08/05/20 15:18	75-01-4	
Xylene (Total)	<1.5	ug/L	3.0	1.5	1		08/05/20 15:18	1330-20-7	
cis-1,2-Dichloroethene	<0.27	ug/L	1.0	0.27	1		08/05/20 15:18	156-59-2	
cis-1,3-Dichloropropene	<3.6	ug/L	12.1	3.6	1		08/05/20 15:18	10061-01-5	
n-Butylbenzene	<0.71	ug/L	2.4	0.71	1		08/05/20 15:18	104-51-8	
n-Propylbenzene	<0.81	ug/L	5.0	0.81	1		08/05/20 15:18	103-65-1	
p-Isopropyltoluene	<0.80	ug/L	2.7	0.80	1		08/05/20 15:18	99-87-6	
sec-Butylbenzene	<0.85	ug/L	5.0	0.85	1		08/05/20 15:18	135-98-8	
tert-Butylbenzene	<0.30	ug/L	1.0	0.30	1		08/05/20 15:18	98-06-6	
trans-1,2-Dichloroethene	<0.46	ug/L	1.5	0.46	1		08/05/20 15:18	156-60-5	
trans-1,3-Dichloropropene	<4.4	ug/L	14.6	4.4	1		08/05/20 15:18	10061-02-6	
Surrogates									
4-Bromofluorobenzene (S)	100	%	70-130		1		08/05/20 15:18	460-00-4	
Dibromofluoromethane (S)	97	%	70-130		1		08/05/20 15:18	1868-53-7	
Toluene-d8 (S)	98	%	70-130		1		08/05/20 15:18	2037-26-5	
Field Data									
Analytical Method:									
Pace Analytical Services - Green Bay									
Field Specific Conductance	286	umhos/cm			1		07/27/20 11:10		
Oxygen, Dissolved	3.93	mg/L			1		07/27/20 11:10	7782-44-7	
REDOX	272.1	mV			1		07/27/20 11:10		
Static Water Level	644.90	feet			1		07/27/20 11:10		
Temperature, Water (C)	10.77	deg C			1		07/27/20 11:10		
310.2 Alkalinity									
Analytical Method: EPA 310.2									
Pace Analytical Services - Green Bay									
Alkalinity, Total as CaCO3	198	mg/L	24.8	7.4	1		08/10/20 11:01		
Total Organic Carbon									
Analytical Method: EPA 9060									
Pace Analytical Services - Green Bay									
Total Organic Carbon	0.79	mg/L	0.50	0.085	1		08/10/20 21:57	7440-44-0	
Total Organic Carbon	0.75	mg/L	0.50	0.085	1		08/10/20 21:57	7440-44-0	

REPORT OF LABORATORY ANALYSIS

This report shall not be reproduced, except in full,
without the written consent of Pace Analytical Services, LLC.

ANALYTICAL RESULTS

Project: TOWN OF ONALASKA LANDFILL

Pace Project No.: 40212257

Sample: MW-12S **Lab ID: 40212257011** Collected: 07/27/20 11:10 Received: 08/04/20 10:00 Matrix: Water

Parameters	Results	Units	LOQ	LOD	DF	Prepared	Analyzed	CAS No.	Qual
Total Organic Carbon									
Analytical Method: EPA 9060									
Pace Analytical Services - Green Bay									
Total Organic Carbon	0.76	mg/L	0.50	0.085	1		08/10/20 21:57	7440-44-0	
Total Organic Carbon	0.76	mg/L	0.50	0.085	1		08/10/20 21:57	7440-44-0	
Mean Total Organic Carbon	0.76	mg/L	0.50	0.085	1		08/10/20 21:57	7440-44-0	

REPORT OF LABORATORY ANALYSIS

This report shall not be reproduced, except in full,
without the written consent of Pace Analytical Services, LLC.

ANALYTICAL RESULTS

Project: TOWN OF ONALASKA LANDFILL

Pace Project No.: 40212257

Sample: **MW-14S** Lab ID: **40212257012** Collected: 07/30/20 11:45 Received: 08/04/20 10:00 Matrix: Water

Parameters	Results	Units	LOQ	LOD	DF	Prepared	Analyzed	CAS No.	Qual
6010 MET ICP, Dissolved									
Analytical Method: EPA 6010 Preparation Method: EPA 3010									
Pace Analytical Services - Green Bay									
Arsenic, Dissolved	<8.3	ug/L	25.0	8.3	1	08/06/20 12:00	08/07/20 15:47	7440-38-2	
Barium, Dissolved	108	ug/L	5.0	1.5	1	08/06/20 12:00	08/07/20 15:47	7440-39-3	
Cadmium, Dissolved	<1.3	ug/L	5.0	1.3	1	08/06/20 12:00	08/07/20 15:47	7440-43-9	
Cobalt, Dissolved	<1.4	ug/L	5.0	1.4	1	08/06/20 12:00	08/07/20 15:47	7440-48-4	
Iron, Dissolved	5120	ug/L	117	35.2	1	08/06/20 12:00	08/07/20 15:47	7439-89-6	
Lead, Dissolved	<5.9	ug/L	19.7	5.9	1	08/06/20 12:00	08/07/20 15:47	7439-92-1	
Manganese, Dissolved	833	ug/L	5.1	1.5	1	08/06/20 12:00	08/07/20 15:47	7439-96-5	
Vanadium, Dissolved	<2.6	ug/L	10.0	2.6	1	08/06/20 12:00	08/07/20 15:47	7440-62-2	
7470 Mercury, Dissolved									
Analytical Method: EPA 7470 Preparation Method: EPA 7470									
Pace Analytical Services - Green Bay									
Mercury, Dissolved	<0.066	ug/L	0.20	0.066	1	08/07/20 09:50	08/10/20 09:34	7439-97-6	
8260 MSV									
Analytical Method: EPA 8260									
Pace Analytical Services - Green Bay									
1,1,1-Trichloroethane	<0.24	ug/L	1.0	0.24	1		08/05/20 15:40	71-55-6	
1,1,2,2-Tetrachloroethane	<0.28	ug/L	1.0	0.28	1		08/05/20 15:40	79-34-5	
1,1,2-Trichloroethane	<0.55	ug/L	5.0	0.55	1		08/05/20 15:40	79-00-5	
1,1-Dichloroethane	<0.27	ug/L	1.0	0.27	1		08/05/20 15:40	75-34-3	
1,1-Dichloroethene	<0.24	ug/L	1.0	0.24	1		08/05/20 15:40	75-35-4	
1,2,4-Trimethylbenzene	6.0	ug/L	2.8	0.84	1		08/05/20 15:40	95-63-6	
1,2-Dibromo-3-chloropropane	<1.8	ug/L	5.9	1.8	1		08/05/20 15:40	96-12-8	
1,2-Dibromoethane (EDB)	<0.83	ug/L	2.8	0.83	1		08/05/20 15:40	106-93-4	
1,2-Dichlorobenzene	<0.71	ug/L	2.4	0.71	1		08/05/20 15:40	95-50-1	
1,2-Dichloroethane	<0.28	ug/L	1.0	0.28	1		08/05/20 15:40	107-06-2	
1,2-Dichloropropane	<0.28	ug/L	1.0	0.28	1		08/05/20 15:40	78-87-5	
1,3,5-Trimethylbenzene	1.0J	ug/L	2.9	0.87	1		08/05/20 15:40	108-67-8	
1,3-Dichlorobenzene	<0.63	ug/L	2.1	0.63	1		08/05/20 15:40	541-73-1	
1,4-Dichlorobenzene	<0.94	ug/L	3.1	0.94	1		08/05/20 15:40	106-46-7	
2-Butanone (MEK)	<2.9	ug/L	20.0	2.9	1		08/05/20 15:40	78-93-3	
2-Hexanone	<5.2	ug/L	17.4	5.2	1		08/05/20 15:40	591-78-6	
4-Methyl-2-pentanone (MIBK)	<4.6	ug/L	15.5	4.6	1		08/05/20 15:40	108-10-1	
Acetone	<2.7	ug/L	20.0	2.7	1		08/05/20 15:40	67-64-1	
Benzene	<0.25	ug/L	1.0	0.25	1		08/05/20 15:40	71-43-2	
Bromodichloromethane	<0.36	ug/L	1.2	0.36	1		08/05/20 15:40	75-27-4	
Bromoform	<4.0	ug/L	13.2	4.0	1		08/05/20 15:40	75-25-2	
Bromomethane	<0.97	ug/L	5.0	0.97	1		08/05/20 15:40	74-83-9	
Carbon disulfide	<0.45	ug/L	1.5	0.45	1		08/05/20 15:40	75-15-0	
Carbon tetrachloride	<1.1	ug/L	3.6	1.1	1		08/05/20 15:40	56-23-5	
Chlorobenzene	<0.71	ug/L	2.4	0.71	1		08/05/20 15:40	108-90-7	
Chloroethane	<1.3	ug/L	5.0	1.3	1		08/05/20 15:40	75-00-3	
Chloroform	<1.3	ug/L	5.0	1.3	1		08/05/20 15:40	67-66-3	
Chloromethane	<2.2	ug/L	7.3	2.2	1		08/05/20 15:40	74-87-3	
Dibromochloromethane	<2.6	ug/L	8.7	2.6	1		08/05/20 15:40	124-48-1	
Dibromomethane	<0.94	ug/L	3.1	0.94	1		08/05/20 15:40	74-95-3	

REPORT OF LABORATORY ANALYSIS

This report shall not be reproduced, except in full,
without the written consent of Pace Analytical Services, LLC.

ANALYTICAL RESULTS

Project: TOWN OF ONALASKA LANDFILL
Pace Project No.: 40212257

Sample: MW-14S **Lab ID: 40212257012** Collected: 07/30/20 11:45 Received: 08/04/20 10:00 Matrix: Water

Parameters	Results	Units	LOQ	LOD	DF	Prepared	Analyzed	CAS No.	Qual
8260 MSV									
Analytical Method: EPA 8260									
Pace Analytical Services - Green Bay									
Dichlorodifluoromethane	<0.50	ug/L	5.0	0.50	1		08/05/20 15:40	75-71-8	
Ethylbenzene	0.58J	ug/L	1.1	0.32	1		08/05/20 15:40	100-41-4	
Hexachloro-1,3-butadiene	<1.5	ug/L	4.9	1.5	1		08/05/20 15:40	87-68-3	
Isopropylbenzene (Cumene)	<1.7	ug/L	5.6	1.7	1		08/05/20 15:40	98-82-8	
Methyl-tert-butyl ether	<1.2	ug/L	4.2	1.2	1		08/05/20 15:40	1634-04-4	
Methylene Chloride	<0.58	ug/L	5.0	0.58	1		08/05/20 15:40	75-09-2	
Naphthalene	25.3	ug/L	5.0	1.2	1		08/05/20 15:40	91-20-3	
Styrene	<3.0	ug/L	10.0	3.0	1		08/05/20 15:40	100-42-5	
Tetrachloroethene	<0.33	ug/L	1.1	0.33	1		08/05/20 15:40	127-18-4	
Tetrahydrofuran	<2.3	ug/L	20.0	2.3	1		08/05/20 15:40	109-99-9	
Toluene	<0.27	ug/L	0.90	0.27	1		08/05/20 15:40	108-88-3	
Trichloroethene	<0.26	ug/L	1.0	0.26	1		08/05/20 15:40	79-01-6	
Trichlorofluoromethane	<0.21	ug/L	1.0	0.21	1		08/05/20 15:40	75-69-4	
Vinyl chloride	<0.17	ug/L	1.0	0.17	1		08/05/20 15:40	75-01-4	
Xylene (Total)	1.9J	ug/L	3.0	1.5	1		08/05/20 15:40	1330-20-7	
cis-1,2-Dichloroethene	<0.27	ug/L	1.0	0.27	1		08/05/20 15:40	156-59-2	
cis-1,3-Dichloropropene	<3.6	ug/L	12.1	3.6	1		08/05/20 15:40	10061-01-5	
n-Butylbenzene	2.6	ug/L	2.4	0.71	1		08/05/20 15:40	104-51-8	
n-Propylbenzene	1.9J	ug/L	5.0	0.81	1		08/05/20 15:40	103-65-1	
p-Isopropyltoluene	<0.80	ug/L	2.7	0.80	1		08/05/20 15:40	99-87-6	
sec-Butylbenzene	1.4J	ug/L	5.0	0.85	1		08/05/20 15:40	135-98-8	
tert-Butylbenzene	<0.30	ug/L	1.0	0.30	1		08/05/20 15:40	98-06-6	
trans-1,2-Dichloroethene	<0.46	ug/L	1.5	0.46	1		08/05/20 15:40	156-60-5	
trans-1,3-Dichloropropene	<4.4	ug/L	14.6	4.4	1		08/05/20 15:40	10061-02-6	
Surrogates									
4-Bromofluorobenzene (S)	99	%	70-130		1		08/05/20 15:40	460-00-4	
Dibromofluoromethane (S)	98	%	70-130		1		08/05/20 15:40	1868-53-7	
Toluene-d8 (S)	99	%	70-130		1		08/05/20 15:40	2037-26-5	
Field Data									
Analytical Method:									
Pace Analytical Services - Green Bay									
Field pH	6.28	Std. Units			1		07/30/20 11:45		
Field Specific Conductance	274	umhos/cm			1		07/30/20 11:45		
Oxygen, Dissolved	0.21	mg/L			1		07/30/20 11:45	7782-44-7	
REDOX	7.4	mV			1		07/30/20 11:45		
Static Water Level	645.04	feet			1		07/30/20 11:45		
Temperature, Water (C)	10.64	deg C			1		07/30/20 11:45		
310.2 Alkalinity									
Analytical Method: EPA 310.2									
Pace Analytical Services - Green Bay									
Alkalinity, Total as CaCO3	199	mg/L	24.8	7.4	1		08/10/20 11:26		
Total Organic Carbon									
Analytical Method: EPA 9060									
Pace Analytical Services - Green Bay									
Total Organic Carbon	3.6	mg/L	0.50	0.085	1		08/10/20 22:18	7440-44-0	

REPORT OF LABORATORY ANALYSIS

This report shall not be reproduced, except in full,
without the written consent of Pace Analytical Services, LLC.

ANALYTICAL RESULTS

Project: TOWN OF ONALASKA LANDFILL

Pace Project No.: 40212257

Sample: MW-14S **Lab ID: 40212257012** Collected: 07/30/20 11:45 Received: 08/04/20 10:00 Matrix: Water

Parameters	Results	Units	LOQ	LOD	DF	Prepared	Analyzed	CAS No.	Qual
Total Organic Carbon									
Analytical Method: EPA 9060									
Pace Analytical Services - Green Bay									
Total Organic Carbon	3.8	mg/L	0.50	0.085	1		08/10/20 22:18	7440-44-0	
Total Organic Carbon	4.0	mg/L	0.50	0.085	1		08/10/20 22:18	7440-44-0	
Total Organic Carbon	4.1	mg/L	0.50	0.085	1		08/10/20 22:18	7440-44-0	
Mean Total Organic Carbon	3.9	mg/L	0.50	0.085	1		08/10/20 22:18	7440-44-0	

REPORT OF LABORATORY ANALYSIS

This report shall not be reproduced, except in full,
without the written consent of Pace Analytical Services, LLC.

ANALYTICAL RESULTS

Project: TOWN OF ONALASKA LANDFILL
Pace Project No.: 40212257

Sample: MW-15M **Lab ID: 40212257013** Collected: 07/29/20 13:20 Received: 08/04/20 10:00 Matrix: Water

Parameters	Results	Units	LOQ	LOD	DF	Prepared	Analyzed	CAS No.	Qual
6010 MET ICP, Dissolved									
Analytical Method: EPA 6010 Preparation Method: EPA 3010 Pace Analytical Services - Green Bay									
Arsenic, Dissolved	<8.3	ug/L	25.0	8.3	1	08/06/20 12:00	08/07/20 15:49	7440-38-2	
Barium, Dissolved	900	ug/L	5.0	1.5	1	08/06/20 12:00	08/07/20 15:49	7440-39-3	
Cadmium, Dissolved	<1.3	ug/L	5.0	1.3	1	08/06/20 12:00	08/07/20 15:49	7440-43-9	
Cobalt, Dissolved	<1.4	ug/L	5.0	1.4	1	08/06/20 12:00	08/07/20 15:49	7440-48-4	
Iron, Dissolved	460	ug/L	117	35.2	1	08/06/20 12:00	08/07/20 15:49	7439-89-6	
Lead, Dissolved	<5.9	ug/L	19.7	5.9	1	08/06/20 12:00	08/07/20 15:49	7439-92-1	
Manganese, Dissolved	3330	ug/L	5.1	1.5	1	08/06/20 12:00	08/07/20 15:49	7439-96-5	
Vanadium, Dissolved	<2.6	ug/L	10.0	2.6	1	08/06/20 12:00	08/07/20 15:49	7440-62-2	
7470 Mercury, Dissolved									
Analytical Method: EPA 7470 Preparation Method: EPA 7470 Pace Analytical Services - Green Bay									
Mercury, Dissolved	<0.066	ug/L	0.20	0.066	1	08/07/20 09:50	08/10/20 09:37	7439-97-6	
Field Data									
Analytical Method: Pace Analytical Services - Green Bay									
Field pH	7.43	Std. Units			1		07/29/20 13:20		
Field Specific Conductance	356	umhos/cm			1		07/29/20 13:20		
Oxygen, Dissolved	0.08	mg/L			1		07/29/20 13:20	7782-44-7	
REDOX	20.0	mV			1		07/29/20 13:20		
Static Water Level	644.78	feet			1		07/29/20 13:20		
Temperature, Water (C)	11.24	deg C			1		07/29/20 13:20		
310.2 Alkalinity									
Analytical Method: EPA 310.2 Pace Analytical Services - Green Bay									
Alkalinity, Total as CaCO3	248	mg/L	24.8	7.4	1		08/10/20 11:28		
Total Organic Carbon									
Analytical Method: EPA 9060 Pace Analytical Services - Green Bay									
Total Organic Carbon	3.8	mg/L	0.50	0.085	1		08/10/20 23:02	7440-44-0	
Total Organic Carbon	3.8	mg/L	0.50	0.085	1		08/10/20 23:02	7440-44-0	
Total Organic Carbon	3.8	mg/L	0.50	0.085	1		08/10/20 23:02	7440-44-0	
Total Organic Carbon	3.9	mg/L	0.50	0.085	1		08/10/20 23:02	7440-44-0	
Mean Total Organic Carbon	3.8	mg/L	0.50	0.085	1		08/10/20 23:02	7440-44-0	

REPORT OF LABORATORY ANALYSIS

This report shall not be reproduced, except in full,
without the written consent of Pace Analytical Services, LLC.

ANALYTICAL RESULTS

Project: TOWN OF ONALASKA LANDFILL

Pace Project No.: 40212257

Sample: MW-16S **Lab ID: 40212257014** Collected: 07/29/20 17:00 Received: 08/04/20 10:00 Matrix: Water

Parameters	Results	Units	LOQ	LOD	DF	Prepared	Analyzed	CAS No.	Qual
6010 MET ICP, Dissolved									
Analytical Method: EPA 6010 Preparation Method: EPA 3010									
Pace Analytical Services - Green Bay									
Arsenic, Dissolved	<8.3	ug/L	25.0	8.3	1	08/06/20 12:00	08/07/20 15:52	7440-38-2	
Barium, Dissolved	161	ug/L	5.0	1.5	1	08/06/20 12:00	08/07/20 15:52	7440-39-3	
Cadmium, Dissolved	<1.3	ug/L	5.0	1.3	1	08/06/20 12:00	08/07/20 15:52	7440-43-9	
Cobalt, Dissolved	<1.4	ug/L	5.0	1.4	1	08/06/20 12:00	08/07/20 15:52	7440-48-4	
Iron, Dissolved	11400	ug/L	117	35.2	1	08/06/20 12:00	08/07/20 15:52	7439-89-6	
Lead, Dissolved	<5.9	ug/L	19.7	5.9	1	08/06/20 12:00	08/07/20 15:52	7439-92-1	
Manganese, Dissolved	1390	ug/L	5.1	1.5	1	08/06/20 12:00	08/07/20 15:52	7439-96-5	
Vanadium, Dissolved	<2.6	ug/L	10.0	2.6	1	08/06/20 12:00	08/07/20 15:52	7440-62-2	
7470 Mercury, Dissolved									
Analytical Method: EPA 7470 Preparation Method: EPA 7470									
Pace Analytical Services - Green Bay									
Mercury, Dissolved	<0.066	ug/L	0.20	0.066	1	08/07/20 09:50	08/10/20 09:44	7439-97-6	
8260 MSV									
Analytical Method: EPA 8260									
Pace Analytical Services - Green Bay									
1,1,1-Trichloroethane	<0.24	ug/L	1.0	0.24	1		08/05/20 16:03	71-55-6	
1,1,2,2-Tetrachloroethane	<0.28	ug/L	1.0	0.28	1		08/05/20 16:03	79-34-5	
1,1,2-Trichloroethane	<0.55	ug/L	5.0	0.55	1		08/05/20 16:03	79-00-5	
1,1-Dichloroethane	<0.27	ug/L	1.0	0.27	1		08/05/20 16:03	75-34-3	
1,1-Dichloroethene	<0.24	ug/L	1.0	0.24	1		08/05/20 16:03	75-35-4	
1,2,4-Trimethylbenzene	<0.84	ug/L	2.8	0.84	1		08/05/20 16:03	95-63-6	
1,2-Dibromo-3-chloropropane	<1.8	ug/L	5.9	1.8	1		08/05/20 16:03	96-12-8	
1,2-Dibromoethane (EDB)	<0.83	ug/L	2.8	0.83	1		08/05/20 16:03	106-93-4	
1,2-Dichlorobenzene	<0.71	ug/L	2.4	0.71	1		08/05/20 16:03	95-50-1	
1,2-Dichloroethane	<0.28	ug/L	1.0	0.28	1		08/05/20 16:03	107-06-2	
1,2-Dichloropropane	<0.28	ug/L	1.0	0.28	1		08/05/20 16:03	78-87-5	
1,3,5-Trimethylbenzene	<0.87	ug/L	2.9	0.87	1		08/05/20 16:03	108-67-8	
1,3-Dichlorobenzene	<0.63	ug/L	2.1	0.63	1		08/05/20 16:03	541-73-1	
1,4-Dichlorobenzene	<0.94	ug/L	3.1	0.94	1		08/05/20 16:03	106-46-7	
2-Butanone (MEK)	<2.9	ug/L	20.0	2.9	1		08/05/20 16:03	78-93-3	
2-Hexanone	<5.2	ug/L	17.4	5.2	1		08/05/20 16:03	591-78-6	
4-Methyl-2-pentanone (MIBK)	<4.6	ug/L	15.5	4.6	1		08/05/20 16:03	108-10-1	
Acetone	<2.7	ug/L	20.0	2.7	1		08/05/20 16:03	67-64-1	
Benzene	<0.25	ug/L	1.0	0.25	1		08/05/20 16:03	71-43-2	
Bromodichloromethane	<0.36	ug/L	1.2	0.36	1		08/05/20 16:03	75-27-4	
Bromoform	<4.0	ug/L	13.2	4.0	1		08/05/20 16:03	75-25-2	
Bromomethane	<0.97	ug/L	5.0	0.97	1		08/05/20 16:03	74-83-9	
Carbon disulfide	<0.45	ug/L	1.5	0.45	1		08/05/20 16:03	75-15-0	
Carbon tetrachloride	<1.1	ug/L	3.6	1.1	1		08/05/20 16:03	56-23-5	
Chlorobenzene	<0.71	ug/L	2.4	0.71	1		08/05/20 16:03	108-90-7	
Chloroethane	<1.3	ug/L	5.0	1.3	1		08/05/20 16:03	75-00-3	
Chloroform	<1.3	ug/L	5.0	1.3	1		08/05/20 16:03	67-66-3	
Chloromethane	<2.2	ug/L	7.3	2.2	1		08/05/20 16:03	74-87-3	
Dibromochloromethane	<2.6	ug/L	8.7	2.6	1		08/05/20 16:03	124-48-1	
Dibromomethane	<0.94	ug/L	3.1	0.94	1		08/05/20 16:03	74-95-3	

REPORT OF LABORATORY ANALYSIS

This report shall not be reproduced, except in full,
without the written consent of Pace Analytical Services, LLC.

ANALYTICAL RESULTS

Project: TOWN OF ONALASKA LANDFILL

Pace Project No.: 40212257

Sample: MW-16S **Lab ID: 40212257014** Collected: 07/29/20 17:00 Received: 08/04/20 10:00 Matrix: Water

Parameters	Results	Units	LOQ	LOD	DF	Prepared	Analyzed	CAS No.	Qual
8260 MSV									
Analytical Method: EPA 8260									
Pace Analytical Services - Green Bay									
Dichlorodifluoromethane	<0.50	ug/L	5.0	0.50	1		08/05/20 16:03	75-71-8	
Ethylbenzene	<0.32	ug/L	1.1	0.32	1		08/05/20 16:03	100-41-4	
Hexachloro-1,3-butadiene	<1.5	ug/L	4.9	1.5	1		08/05/20 16:03	87-68-3	
Isopropylbenzene (Cumene)	27.1	ug/L	5.6	1.7	1		08/05/20 16:03	98-82-8	
Methyl-tert-butyl ether	<1.2	ug/L	4.2	1.2	1		08/05/20 16:03	1634-04-4	
Methylene Chloride	<0.58	ug/L	5.0	0.58	1		08/05/20 16:03	75-09-2	
Naphthalene	19.2	ug/L	5.0	1.2	1		08/05/20 16:03	91-20-3	
Styrene	<3.0	ug/L	10.0	3.0	1		08/05/20 16:03	100-42-5	
Tetrachloroethene	<0.33	ug/L	1.1	0.33	1		08/05/20 16:03	127-18-4	
Tetrahydrofuran	<2.3	ug/L	20.0	2.3	1		08/05/20 16:03	109-99-9	
Toluene	<0.27	ug/L	0.90	0.27	1		08/05/20 16:03	108-88-3	
Trichloroethene	<0.26	ug/L	1.0	0.26	1		08/05/20 16:03	79-01-6	
Trichlorofluoromethane	<0.21	ug/L	1.0	0.21	1		08/05/20 16:03	75-69-4	
Vinyl chloride	<0.17	ug/L	1.0	0.17	1		08/05/20 16:03	75-01-4	
Xylene (Total)	<1.5	ug/L	3.0	1.5	1		08/05/20 16:03	1330-20-7	
cis-1,2-Dichloroethene	<0.27	ug/L	1.0	0.27	1		08/05/20 16:03	156-59-2	
cis-1,3-Dichloropropene	<3.6	ug/L	12.1	3.6	1		08/05/20 16:03	10061-01-5	
n-Butylbenzene	9.0	ug/L	2.4	0.71	1		08/05/20 16:03	104-51-8	
n-Propylbenzene	57.0	ug/L	5.0	0.81	1		08/05/20 16:03	103-65-1	
p-Isopropyltoluene	0.96J	ug/L	2.7	0.80	1		08/05/20 16:03	99-87-6	
sec-Butylbenzene	18.6	ug/L	5.0	0.85	1		08/05/20 16:03	135-98-8	
tert-Butylbenzene	11.3	ug/L	1.0	0.30	1		08/05/20 16:03	98-06-6	
trans-1,2-Dichloroethene	<0.46	ug/L	1.5	0.46	1		08/05/20 16:03	156-60-5	
trans-1,3-Dichloropropene	<4.4	ug/L	14.6	4.4	1		08/05/20 16:03	10061-02-6	
Surrogates									
4-Bromofluorobenzene (S)	105	%	70-130		1		08/05/20 16:03	460-00-4	
Dibromofluoromethane (S)	96	%	70-130		1		08/05/20 16:03	1868-53-7	
Toluene-d8 (S)	99	%	70-130		1		08/05/20 16:03	2037-26-5	
Field Data									
Analytical Method:									
Pace Analytical Services - Green Bay									
Field pH	6.18	Std. Units			1		07/29/20 17:00		
Field Specific Conductance	525	umhos/cm			1		07/29/20 17:00		
Oxygen, Dissolved	0.11	mg/L			1		07/29/20 17:00	7782-44-7	
REDOX	8.0	mV			1		07/29/20 17:00		
Static Water Level	644.96	feet			1		07/29/20 17:00		
Temperature, Water (C)	12.73	deg C			1		07/29/20 17:00		
310.2 Alkalinity									
Analytical Method: EPA 310.2									
Pace Analytical Services - Green Bay									
Alkalinity, Total as CaCO3	372	mg/L	24.8	7.4	1		08/10/20 11:33		
Total Organic Carbon									
Analytical Method: EPA 9060									
Pace Analytical Services - Green Bay									
Total Organic Carbon	3.3	mg/L	0.50	0.085	1		08/10/20 23:25	7440-44-0	

REPORT OF LABORATORY ANALYSIS

This report shall not be reproduced, except in full,
without the written consent of Pace Analytical Services, LLC.

ANALYTICAL RESULTS

Project: TOWN OF ONALASKA LANDFILL

Pace Project No.: 40212257

Sample: MW-16S **Lab ID: 40212257014** Collected: 07/29/20 17:00 Received: 08/04/20 10:00 Matrix: Water

Parameters	Results	Units	LOQ	LOD	DF	Prepared	Analyzed	CAS No.	Qual
Total Organic Carbon		Analytical Method: EPA 9060 Pace Analytical Services - Green Bay							
Total Organic Carbon	3.3	mg/L	0.50	0.085	1		08/10/20 23:25	7440-44-0	
Total Organic Carbon	3.3	mg/L	0.50	0.085	1		08/10/20 23:25	7440-44-0	
Total Organic Carbon	3.3	mg/L	0.50	0.085	1		08/10/20 23:25	7440-44-0	
Mean Total Organic Carbon	3.3	mg/L	0.50	0.085	1		08/10/20 23:25	7440-44-0	

REPORT OF LABORATORY ANALYSIS

This report shall not be reproduced, except in full,
without the written consent of Pace Analytical Services, LLC.

ANALYTICAL RESULTS

Project: TOWN OF ONALASKA LANDFILL
Pace Project No.: 40212257

Sample: MW-16M **Lab ID: 40212257015** Collected: 07/29/20 17:25 Received: 08/04/20 10:00 Matrix: Water

Parameters	Results	Units	LOQ	LOD	DF	Prepared	Analyzed	CAS No.	Qual
6010 MET ICP, Dissolved									
Analytical Method: EPA 6010 Preparation Method: EPA 3010									
Pace Analytical Services - Green Bay									
Arsenic, Dissolved	24.4J	ug/L	25.0	8.3	1	08/06/20 12:00	08/07/20 15:54	7440-38-2	
Barium, Dissolved	972	ug/L	5.0	1.5	1	08/06/20 12:00	08/07/20 15:54	7440-39-3	
Cadmium, Dissolved	<1.3	ug/L	5.0	1.3	1	08/06/20 12:00	08/07/20 15:54	7440-43-9	
Cobalt, Dissolved	<1.4	ug/L	5.0	1.4	1	08/06/20 12:00	08/07/20 15:54	7440-48-4	
Iron, Dissolved	14600	ug/L	117	35.2	1	08/06/20 12:00	08/07/20 15:54	7439-89-6	
Lead, Dissolved	<5.9	ug/L	19.7	5.9	1	08/06/20 12:00	08/07/20 15:54	7439-92-1	
Manganese, Dissolved	949	ug/L	5.1	1.5	1	08/06/20 12:00	08/07/20 15:54	7439-96-5	
Vanadium, Dissolved	<2.6	ug/L	10.0	2.6	1	08/06/20 12:00	08/07/20 15:54	7440-62-2	
7470 Mercury, Dissolved									
Analytical Method: EPA 7470 Preparation Method: EPA 7470									
Pace Analytical Services - Green Bay									
Mercury, Dissolved	<0.066	ug/L	0.20	0.066	1	08/07/20 09:50	08/10/20 09:46	7439-97-6	
8260 MSV									
Analytical Method: EPA 8260									
Pace Analytical Services - Green Bay									
1,1,1-Trichloroethane	<0.24	ug/L	1.0	0.24	1		08/05/20 16:26	71-55-6	
1,1,2,2-Tetrachloroethane	<0.28	ug/L	1.0	0.28	1		08/05/20 16:26	79-34-5	
1,1,2-Trichloroethane	<0.55	ug/L	5.0	0.55	1		08/05/20 16:26	79-00-5	
1,1-Dichloroethane	<0.27	ug/L	1.0	0.27	1		08/05/20 16:26	75-34-3	
1,1-Dichloroethene	<0.24	ug/L	1.0	0.24	1		08/05/20 16:26	75-35-4	
1,2,4-Trimethylbenzene	<0.84	ug/L	2.8	0.84	1		08/05/20 16:26	95-63-6	
1,2-Dibromo-3-chloropropane	<1.8	ug/L	5.9	1.8	1		08/05/20 16:26	96-12-8	
1,2-Dibromoethane (EDB)	<0.83	ug/L	2.8	0.83	1		08/05/20 16:26	106-93-4	
1,2-Dichlorobenzene	<0.71	ug/L	2.4	0.71	1		08/05/20 16:26	95-50-1	
1,2-Dichloroethane	<0.28	ug/L	1.0	0.28	1		08/05/20 16:26	107-06-2	
1,2-Dichloropropane	<0.28	ug/L	1.0	0.28	1		08/05/20 16:26	78-87-5	
1,3,5-Trimethylbenzene	<0.87	ug/L	2.9	0.87	1		08/05/20 16:26	108-67-8	
1,3-Dichlorobenzene	<0.63	ug/L	2.1	0.63	1		08/05/20 16:26	541-73-1	
1,4-Dichlorobenzene	<0.94	ug/L	3.1	0.94	1		08/05/20 16:26	106-46-7	
2-Butanone (MEK)	<2.9	ug/L	20.0	2.9	1		08/05/20 16:26	78-93-3	
2-Hexanone	<5.2	ug/L	17.4	5.2	1		08/05/20 16:26	591-78-6	
4-Methyl-2-pentanone (MIBK)	<4.6	ug/L	15.5	4.6	1		08/05/20 16:26	108-10-1	
Acetone	3.5J	ug/L	20.0	2.7	1		08/05/20 16:26	67-64-1	
Benzene	5.8	ug/L	1.0	0.25	1		08/05/20 16:26	71-43-2	
Bromodichloromethane	<0.36	ug/L	1.2	0.36	1		08/05/20 16:26	75-27-4	
Bromoform	<4.0	ug/L	13.2	4.0	1		08/05/20 16:26	75-25-2	
Bromomethane	<0.97	ug/L	5.0	0.97	1		08/05/20 16:26	74-83-9	
Carbon disulfide	<0.45	ug/L	1.5	0.45	1		08/05/20 16:26	75-15-0	
Carbon tetrachloride	<1.1	ug/L	3.6	1.1	1		08/05/20 16:26	56-23-5	
Chlorobenzene	<0.71	ug/L	2.4	0.71	1		08/05/20 16:26	108-90-7	
Chloroethane	<1.3	ug/L	5.0	1.3	1		08/05/20 16:26	75-00-3	
Chloroform	<1.3	ug/L	5.0	1.3	1		08/05/20 16:26	67-66-3	
Chloromethane	<2.2	ug/L	7.3	2.2	1		08/05/20 16:26	74-87-3	
Dibromochloromethane	<2.6	ug/L	8.7	2.6	1		08/05/20 16:26	124-48-1	
Dibromomethane	<0.94	ug/L	3.1	0.94	1		08/05/20 16:26	74-95-3	

REPORT OF LABORATORY ANALYSIS

This report shall not be reproduced, except in full,
without the written consent of Pace Analytical Services, LLC.

ANALYTICAL RESULTS

Project: TOWN OF ONALASKA LANDFILL
Pace Project No.: 40212257

Sample: MW-16M **Lab ID: 40212257015** Collected: 07/29/20 17:25 Received: 08/04/20 10:00 Matrix: Water

Parameters	Results	Units	LOQ	LOD	DF	Prepared	Analyzed	CAS No.	Qual
8260 MSV									
Analytical Method: EPA 8260									
Pace Analytical Services - Green Bay									
Dichlorodifluoromethane	<0.50	ug/L	5.0	0.50	1		08/05/20 16:26	75-71-8	
Ethylbenzene	<0.32	ug/L	1.1	0.32	1		08/05/20 16:26	100-41-4	
Hexachloro-1,3-butadiene	<1.5	ug/L	4.9	1.5	1		08/05/20 16:26	87-68-3	
Isopropylbenzene (Cumene)	<1.7	ug/L	5.6	1.7	1		08/05/20 16:26	98-82-8	
Methyl-tert-butyl ether	<1.2	ug/L	4.2	1.2	1		08/05/20 16:26	1634-04-4	
Methylene Chloride	<0.58	ug/L	5.0	0.58	1		08/05/20 16:26	75-09-2	
Naphthalene	<1.2	ug/L	5.0	1.2	1		08/05/20 16:26	91-20-3	
Styrene	<3.0	ug/L	10.0	3.0	1		08/05/20 16:26	100-42-5	
Tetrachloroethene	<0.33	ug/L	1.1	0.33	1		08/05/20 16:26	127-18-4	
Tetrahydrofuran	<2.3	ug/L	20.0	2.3	1		08/05/20 16:26	109-99-9	
Toluene	0.69J	ug/L	0.90	0.27	1		08/05/20 16:26	108-88-3	
Trichloroethene	<0.26	ug/L	1.0	0.26	1		08/05/20 16:26	79-01-6	
Trichlorofluoromethane	<0.21	ug/L	1.0	0.21	1		08/05/20 16:26	75-69-4	
Vinyl chloride	0.31J	ug/L	1.0	0.17	1		08/05/20 16:26	75-01-4	
Xylene (Total)	<1.5	ug/L	3.0	1.5	1		08/05/20 16:26	1330-20-7	
cis-1,2-Dichloroethene	<0.27	ug/L	1.0	0.27	1		08/05/20 16:26	156-59-2	
cis-1,3-Dichloropropene	<3.6	ug/L	12.1	3.6	1		08/05/20 16:26	10061-01-5	
n-Butylbenzene	<0.71	ug/L	2.4	0.71	1		08/05/20 16:26	104-51-8	
n-Propylbenzene	<0.81	ug/L	5.0	0.81	1		08/05/20 16:26	103-65-1	
p-Isopropyltoluene	<0.80	ug/L	2.7	0.80	1		08/05/20 16:26	99-87-6	
sec-Butylbenzene	<0.85	ug/L	5.0	0.85	1		08/05/20 16:26	135-98-8	
tert-Butylbenzene	<0.30	ug/L	1.0	0.30	1		08/05/20 16:26	98-06-6	
trans-1,2-Dichloroethene	<0.46	ug/L	1.5	0.46	1		08/05/20 16:26	156-60-5	
trans-1,3-Dichloropropene	<4.4	ug/L	14.6	4.4	1		08/05/20 16:26	10061-02-6	
Surrogates									
4-Bromofluorobenzene (S)	101	%	70-130		1		08/05/20 16:26	460-00-4	
Dibromofluoromethane (S)	97	%	70-130		1		08/05/20 16:26	1868-53-7	
Toluene-d8 (S)	99	%	70-130		1		08/05/20 16:26	2037-26-5	
Field Data									
Analytical Method:									
Pace Analytical Services - Green Bay									
Field pH	6.64	Std. Units			1		07/29/20 17:25		
Field Specific Conductance	292	umhos/cm			1		07/29/20 17:25		
Oxygen, Dissolved	0.10	mg/L			1		07/29/20 17:25	7782-44-7	
REDOX	4.4	mV			1		07/29/20 17:25		
Static Water Level	644.97	feet			1		07/29/20 17:25		
Temperature, Water (C)	11.33	deg C			1		07/29/20 17:25		
310.2 Alkalinity									
Analytical Method: EPA 310.2									
Pace Analytical Services - Green Bay									
Alkalinity, Total as CaCO3	183	mg/L	24.8	7.4	1		08/10/20 11:34		
Total Organic Carbon									
Analytical Method: EPA 9060									
Pace Analytical Services - Green Bay									
Total Organic Carbon	4.5	mg/L	0.50	0.085	1		08/10/20 23:48	7440-44-0	

REPORT OF LABORATORY ANALYSIS

This report shall not be reproduced, except in full,
without the written consent of Pace Analytical Services, LLC.

ANALYTICAL RESULTS

Project: TOWN OF ONALASKA LANDFILL

Pace Project No.: 40212257

Sample: MW-16M **Lab ID: 40212257015** Collected: 07/29/20 17:25 Received: 08/04/20 10:00 Matrix: Water

Parameters	Results	Units	LOQ	LOD	DF	Prepared	Analyzed	CAS No.	Qual
Total Organic Carbon									
Analytical Method: EPA 9060									
Pace Analytical Services - Green Bay									
Total Organic Carbon	4.5	mg/L	0.50	0.085	1		08/10/20 23:48	7440-44-0	
Total Organic Carbon	4.6	mg/L	0.50	0.085	1		08/10/20 23:48	7440-44-0	
Total Organic Carbon	4.6	mg/L	0.50	0.085	1		08/10/20 23:48	7440-44-0	
Mean Total Organic Carbon	4.6	mg/L	0.50	0.085	1		08/10/20 23:48	7440-44-0	

REPORT OF LABORATORY ANALYSIS

This report shall not be reproduced, except in full,
without the written consent of Pace Analytical Services, LLC.

ANALYTICAL RESULTS

Project: TOWN OF ONALASKA LANDFILL

Pace Project No.: 40212257

Sample: MW-17M **Lab ID: 40212257016** Collected: 07/27/20 14:30 Received: 08/04/20 10:00 Matrix: Water

Parameters	Results	Units	LOQ	LOD	DF	Prepared	Analyzed	CAS No.	Qual
6010 MET ICP, Dissolved									
Analytical Method: EPA 6010 Preparation Method: EPA 3010									
Pace Analytical Services - Green Bay									
Arsenic, Dissolved	15.8J	ug/L	25.0	8.3	1	08/06/20 12:00	08/07/20 15:57	7440-38-2	
Barium, Dissolved	506	ug/L	5.0	1.5	1	08/06/20 12:00	08/07/20 15:57	7440-39-3	
Cadmium, Dissolved	<1.3	ug/L	5.0	1.3	1	08/06/20 12:00	08/07/20 15:57	7440-43-9	
Cobalt, Dissolved	<1.4	ug/L	5.0	1.4	1	08/06/20 12:00	08/07/20 15:57	7440-48-4	
Iron, Dissolved	4720	ug/L	117	35.2	1	08/06/20 12:00	08/07/20 15:57	7439-89-6	
Lead, Dissolved	<5.9	ug/L	19.7	5.9	1	08/06/20 12:00	08/07/20 15:57	7439-92-1	
Manganese, Dissolved	765	ug/L	5.1	1.5	1	08/06/20 12:00	08/07/20 15:57	7439-96-5	
Vanadium, Dissolved	<2.6	ug/L	10.0	2.6	1	08/06/20 12:00	08/07/20 15:57	7440-62-2	
7470 Mercury, Dissolved									
Analytical Method: EPA 7470 Preparation Method: EPA 7470									
Pace Analytical Services - Green Bay									
Mercury, Dissolved	<0.066	ug/L	0.20	0.066	1	08/07/20 09:50	08/10/20 09:48	7439-97-6	
Field Data									
Analytical Method:									
Pace Analytical Services - Green Bay									
Field Specific Conductance	239	umhos/cm			1		07/27/20 14:30		
Oxygen, Dissolved	0.61	mg/L			1		07/27/20 14:30	7782-44-7	
REDOX	-31.9	mV			1		07/27/20 14:30		
Static Water Level	645.09	feet			1		07/27/20 14:30		
Temperature, Water (C)	10.23	deg C			1		07/27/20 14:30		
310.2 Alkalinity									
Analytical Method: EPA 310.2									
Pace Analytical Services - Green Bay									
Alkalinity, Total as CaCO3	161	mg/L	24.8	7.4	1		08/10/20 11:02		
Total Organic Carbon									
Analytical Method: EPA 9060									
Pace Analytical Services - Green Bay									
Total Organic Carbon	4.5	mg/L	0.50	0.085	1		08/11/20 00:11	7440-44-0	
Total Organic Carbon	4.4	mg/L	0.50	0.085	1		08/11/20 00:11	7440-44-0	
Total Organic Carbon	4.5	mg/L	0.50	0.085	1		08/11/20 00:11	7440-44-0	
Total Organic Carbon	4.5	mg/L	0.50	0.085	1		08/11/20 00:11	7440-44-0	
Mean Total Organic Carbon	4.5	mg/L	0.50	0.085	1		08/11/20 00:11	7440-44-0	

REPORT OF LABORATORY ANALYSIS

This report shall not be reproduced, except in full,
without the written consent of Pace Analytical Services, LLC.

ANALYTICAL RESULTS

Project: TOWN OF ONALASKA LANDFILL
Pace Project No.: 40212257

Sample: PZ-1 **Lab ID: 40212257017** Collected: 07/30/20 12:05 Received: 08/04/20 10:00 Matrix: Water

Parameters	Results	Units	LOQ	LOD	DF	Prepared	Analyzed	CAS No.	Qual
6010 MET ICP, Dissolved									
Analytical Method: EPA 6010 Preparation Method: EPA 3010 Pace Analytical Services - Green Bay									
Arsenic, Dissolved	<8.3	ug/L	25.0	8.3	1	08/06/20 12:00	08/07/20 15:59	7440-38-2	
Barium, Dissolved	83.0	ug/L	5.0	1.5	1	08/06/20 12:00	08/07/20 15:59	7440-39-3	
Cadmium, Dissolved	<1.3	ug/L	5.0	1.3	1	08/06/20 12:00	08/07/20 15:59	7440-43-9	
Cobalt, Dissolved	<1.4	ug/L	5.0	1.4	1	08/06/20 12:00	08/07/20 15:59	7440-48-4	
Iron, Dissolved	<35.2	ug/L	117	35.2	1	08/06/20 12:00	08/07/20 15:59	7439-89-6	
Lead, Dissolved	<5.9	ug/L	19.7	5.9	1	08/06/20 12:00	08/07/20 15:59	7439-92-1	
Manganese, Dissolved	1360	ug/L	5.1	1.5	1	08/06/20 12:00	08/07/20 15:59	7439-96-5	
Vanadium, Dissolved	<2.6	ug/L	10.0	2.6	1	08/06/20 12:00	08/07/20 15:59	7440-62-2	
7470 Mercury, Dissolved									
Analytical Method: EPA 7470 Preparation Method: EPA 7470 Pace Analytical Services - Green Bay									
Mercury, Dissolved	<0.066	ug/L	0.20	0.066	1	08/07/20 09:50	08/10/20 09:51	7439-97-6	
Field Data									
Analytical Method: Pace Analytical Services - Green Bay									
Field pH	7.11	Std. Units			1		07/30/20 12:05		
Field Specific Conductance	222	umhos/cm			1		07/30/20 12:05		
Oxygen, Dissolved	0.10	mg/L			1		07/30/20 12:05	7782-44-7	
REDOX	7.0	mV			1		07/30/20 12:05		
Static Water Level	644.99	feet			1		07/30/20 12:05		
Temperature, Water (C)	9.17	deg C			1		07/30/20 12:05		
310.2 Alkalinity									
Analytical Method: EPA 310.2 Pace Analytical Services - Green Bay									
Alkalinity, Total as CaCO3	150	mg/L	24.8	7.4	1		08/10/20 11:39		
Total Organic Carbon									
Analytical Method: EPA 9060 Pace Analytical Services - Green Bay									
Total Organic Carbon	2.2	mg/L	0.50	0.085	1		08/11/20 00:33	7440-44-0	
Total Organic Carbon	2.2	mg/L	0.50	0.085	1		08/11/20 00:33	7440-44-0	
Total Organic Carbon	2.1	mg/L	0.50	0.085	1		08/11/20 00:33	7440-44-0	
Total Organic Carbon	2.2	mg/L	0.50	0.085	1		08/11/20 00:33	7440-44-0	
Mean Total Organic Carbon	2.2	mg/L	0.50	0.085	1		08/11/20 00:33	7440-44-0	

REPORT OF LABORATORY ANALYSIS

This report shall not be reproduced, except in full,
without the written consent of Pace Analytical Services, LLC.

ANALYTICAL RESULTS

Project: TOWN OF ONALASKA LANDFILL

Pace Project No.: 40212257

Sample: PZ-2 **Lab ID: 40212257018** Collected: 07/30/20 11:20 Received: 08/04/20 10:00 Matrix: Water

Parameters	Results	Units	LOQ	LOD	DF	Prepared	Analyzed	CAS No.	Qual
6010 MET ICP, Dissolved									
Analytical Method: EPA 6010 Preparation Method: EPA 3010									
Pace Analytical Services - Green Bay									
Arsenic, Dissolved	<8.3	ug/L	25.0	8.3	1	08/06/20 12:00	08/07/20 16:01	7440-38-2	
Barium, Dissolved	100	ug/L	5.0	1.5	1	08/06/20 12:00	08/07/20 16:01	7440-39-3	
Cadmium, Dissolved	<1.3	ug/L	5.0	1.3	1	08/06/20 12:00	08/07/20 16:01	7440-43-9	
Cobalt, Dissolved	1.6J	ug/L	5.0	1.4	1	08/06/20 12:00	08/07/20 16:01	7440-48-4	
Iron, Dissolved	24400	ug/L	117	35.2	1	08/06/20 12:00	08/07/20 16:01	7439-89-6	
Lead, Dissolved	<5.9	ug/L	19.7	5.9	1	08/06/20 12:00	08/07/20 16:01	7439-92-1	
Manganese, Dissolved	3100	ug/L	5.1	1.5	1	08/06/20 12:00	08/07/20 16:01	7439-96-5	
Vanadium, Dissolved	<2.6	ug/L	10.0	2.6	1	08/06/20 12:00	08/07/20 16:01	7440-62-2	
7470 Mercury, Dissolved									
Analytical Method: EPA 7470 Preparation Method: EPA 7470									
Pace Analytical Services - Green Bay									
Mercury, Dissolved	<0.066	ug/L	0.20	0.066	1	08/07/20 09:50	08/10/20 09:53	7439-97-6	
Field Data									
Analytical Method:									
Pace Analytical Services - Green Bay									
Field pH	6.51	Std. Units			1		07/30/20 11:20		
Field Specific Conductance	276	umhos/cm			1		07/30/20 11:20		
Oxygen, Dissolved	0.36	mg/L			1		07/30/20 11:20	7782-44-7	
REDOX	5.9	mV			1		07/30/20 11:20		
Static Water Level	644.71	feet			1		07/30/20 11:20		
Temperature, Water (C)	9.69	deg C			1		07/30/20 11:20		
310.2 Alkalinity									
Analytical Method: EPA 310.2									
Pace Analytical Services - Green Bay									
Alkalinity, Total as CaCO3	161	mg/L	24.8	7.4	1		08/10/20 11:40		
Total Organic Carbon									
Analytical Method: EPA 9060									
Pace Analytical Services - Green Bay									
Total Organic Carbon	7.8	mg/L	1.0	0.17	2		08/11/20 00:55	7440-44-0	
Total Organic Carbon	7.7	mg/L	1.0	0.17	2		08/11/20 00:55	7440-44-0	
Total Organic Carbon	7.8	mg/L	1.0	0.17	2		08/11/20 00:55	7440-44-0	
Total Organic Carbon	7.7	mg/L	1.0	0.17	2		08/11/20 00:55	7440-44-0	
Mean Total Organic Carbon	7.7	mg/L	1.0	0.17	2		08/11/20 00:55	7440-44-0	

REPORT OF LABORATORY ANALYSIS

This report shall not be reproduced, except in full,
without the written consent of Pace Analytical Services, LLC.

ANALYTICAL RESULTS

Project: TOWN OF ONALASKA LANDFILL
Pace Project No.: 40212257

Sample: PZ-3 **Lab ID: 40212257019** Collected: 07/29/20 13:45 Received: 08/04/20 10:00 Matrix: Water

Parameters	Results	Units	LOQ	LOD	DF	Prepared	Analyzed	CAS No.	Qual
6010 MET ICP, Dissolved									
Analytical Method: EPA 6010 Preparation Method: EPA 3010 Pace Analytical Services - Green Bay									
Arsenic, Dissolved	<8.3	ug/L	25.0	8.3	1	08/06/20 12:00	08/07/20 16:09	7440-38-2	
Barium, Dissolved	135	ug/L	5.0	1.5	1	08/06/20 12:00	08/07/20 16:09	7440-39-3	
Cadmium, Dissolved	<1.3	ug/L	5.0	1.3	1	08/06/20 12:00	08/07/20 16:09	7440-43-9	
Cobalt, Dissolved	1.6J	ug/L	5.0	1.4	1	08/06/20 12:00	08/07/20 16:09	7440-48-4	
Iron, Dissolved	358	ug/L	117	35.2	1	08/06/20 12:00	08/07/20 16:09	7439-89-6	
Lead, Dissolved	<5.9	ug/L	19.7	5.9	1	08/06/20 12:00	08/07/20 16:09	7439-92-1	
Manganese, Dissolved	4550	ug/L	5.1	1.5	1	08/06/20 12:00	08/07/20 16:09	7439-96-5	
Vanadium, Dissolved	<2.6	ug/L	10.0	2.6	1	08/06/20 12:00	08/07/20 16:09	7440-62-2	
7470 Mercury, Dissolved									
Analytical Method: EPA 7470 Preparation Method: EPA 7470 Pace Analytical Services - Green Bay									
Mercury, Dissolved	<0.066	ug/L	0.20	0.066	1	08/07/20 09:50	08/10/20 09:55	7439-97-6	
Field Data									
Analytical Method: Pace Analytical Services - Green Bay									
Field pH	6.80	Std. Units			1		07/29/20 13:45		
Field Specific Conductance	299	umhos/cm			1		07/29/20 13:45		
Oxygen, Dissolved	0.04	mg/L			1		07/29/20 13:45	7782-44-7	
REDOX	19.8	mV			1		07/29/20 13:45		
Static Water Level	644.99	feet			1		07/29/20 13:45		
Temperature, Water (C)	9.45	deg C			1		07/29/20 13:45		
310.2 Alkalinity									
Analytical Method: EPA 310.2 Pace Analytical Services - Green Bay									
Alkalinity, Total as CaCO3	222	mg/L	24.8	7.4	1		08/10/20 11:41		
Total Organic Carbon									
Analytical Method: EPA 9060 Pace Analytical Services - Green Bay									
Total Organic Carbon	2.5	mg/L	0.50	0.085	1		08/11/20 01:17	7440-44-0	
Total Organic Carbon	2.4	mg/L	0.50	0.085	1		08/11/20 01:17	7440-44-0	
Total Organic Carbon	2.5	mg/L	0.50	0.085	1		08/11/20 01:17	7440-44-0	
Total Organic Carbon	2.5	mg/L	0.50	0.085	1		08/11/20 01:17	7440-44-0	
Mean Total Organic Carbon	2.5	mg/L	0.50	0.085	1		08/11/20 01:17	7440-44-0	

REPORT OF LABORATORY ANALYSIS

This report shall not be reproduced, except in full,
without the written consent of Pace Analytical Services, LLC.

ANALYTICAL RESULTS

Project: TOWN OF ONALASKA LANDFILL
Pace Project No.: 40212257

Sample: PZ-4 **Lab ID: 40212257020** Collected: 07/30/20 13:05 Received: 08/04/20 10:00 Matrix: Water

Parameters	Results	Units	LOQ	LOD	DF	Prepared	Analyzed	CAS No.	Qual
6010 MET ICP, Dissolved									
Analytical Method: EPA 6010 Preparation Method: EPA 3010 Pace Analytical Services - Green Bay									
Arsenic, Dissolved	<8.3	ug/L	25.0	8.3	1	08/06/20 12:00	08/07/20 16:11	7440-38-2	
Barium, Dissolved	231	ug/L	5.0	1.5	1	08/06/20 12:00	08/07/20 16:11	7440-39-3	
Cadmium, Dissolved	<1.3	ug/L	5.0	1.3	1	08/06/20 12:00	08/07/20 16:11	7440-43-9	
Cobalt, Dissolved	2.3J	ug/L	5.0	1.4	1	08/06/20 12:00	08/07/20 16:11	7440-48-4	
Iron, Dissolved	<35.2	ug/L	117	35.2	1	08/06/20 12:00	08/07/20 16:11	7439-89-6	
Lead, Dissolved	<5.9	ug/L	19.7	5.9	1	08/06/20 12:00	08/07/20 16:11	7439-92-1	
Manganese, Dissolved	3240	ug/L	5.1	1.5	1	08/06/20 12:00	08/07/20 16:11	7439-96-5	
Vanadium, Dissolved	<2.6	ug/L	10.0	2.6	1	08/06/20 12:00	08/07/20 16:11	7440-62-2	
7470 Mercury, Dissolved									
Analytical Method: EPA 7470 Preparation Method: EPA 7470 Pace Analytical Services - Green Bay									
Mercury, Dissolved	<0.066	ug/L	0.20	0.066	1	08/07/20 09:50	08/10/20 09:58	7439-97-6	
Field Data									
Analytical Method: Pace Analytical Services - Green Bay									
Field pH	6.34	Std. Units			1		07/30/20 13:05		
Field Specific Conductance	333	umhos/cm			1		07/30/20 13:05		
Oxygen, Dissolved	0.13	mg/L			1		07/30/20 13:05	7782-44-7	
REDOX	15.4	mV			1		07/30/20 13:05		
Static Water Level	644.78	feet			1		07/30/20 13:05		
Temperature, Water (C)	9.19	deg C			1		07/30/20 13:05		
310.2 Alkalinity									
Analytical Method: EPA 310.2 Pace Analytical Services - Green Bay									
Alkalinity, Total as CaCO3	255	mg/L	24.8	7.4	1		08/10/20 11:42		
Total Organic Carbon									
Analytical Method: EPA 9060 Pace Analytical Services - Green Bay									
Total Organic Carbon	3.4	mg/L	0.50	0.085	1		08/11/20 01:41	7440-44-0	
Total Organic Carbon	3.4	mg/L	0.50	0.085	1		08/11/20 01:41	7440-44-0	
Total Organic Carbon	3.4	mg/L	0.50	0.085	1		08/11/20 01:41	7440-44-0	
Total Organic Carbon	3.4	mg/L	0.50	0.085	1		08/11/20 01:41	7440-44-0	
Mean Total Organic Carbon	3.4	mg/L	0.50	0.085	1		08/11/20 01:41	7440-44-0	

REPORT OF LABORATORY ANALYSIS

This report shall not be reproduced, except in full,
without the written consent of Pace Analytical Services, LLC.

ANALYTICAL RESULTS

Project: TOWN OF ONALASKA LANDFILL

Sample Project No.: 40212257

Sample: PZ-5 **Lab ID: 40212257021** Collected: 07/27/20 12:15 Received: 08/04/20 10:00 Matrix: Water

Parameters	Results	Units	LOQ	LOD	DF	Prepared	Analyzed	CAS No.	Qual
6010 MET ICP, Dissolved									
Analytical Method: EPA 6010 Preparation Method: EPA 3010									
Pace Analytical Services - Green Bay									
Arsenic, Dissolved	<8.3	ug/L	25.0	8.3	1	08/06/20 12:45	08/07/20 09:40	7440-38-2	
Barium, Dissolved	142	ug/L	5.0	1.5	1	08/06/20 12:45	08/07/20 09:40	7440-39-3	
Cadmium, Dissolved	<1.3	ug/L	5.0	1.3	1	08/06/20 12:45	08/07/20 09:40	7440-43-9	
Cobalt, Dissolved	<1.4	ug/L	5.0	1.4	1	08/06/20 12:45	08/07/20 09:40	7440-48-4	
Iron, Dissolved	6030	ug/L	117	35.2	1	08/06/20 12:45	08/07/20 09:40	7439-89-6	
Lead, Dissolved	<5.9	ug/L	19.7	5.9	1	08/06/20 12:45	08/07/20 09:40	7439-92-1	
Manganese, Dissolved	812	ug/L	5.1	1.5	1	08/06/20 12:45	08/07/20 09:40	7439-96-5	
Vanadium, Dissolved	<2.6	ug/L	10.0	2.6	1	08/06/20 12:45	08/07/20 09:40	7440-62-2	
7470 Mercury, Dissolved									
Analytical Method: EPA 7470 Preparation Method: EPA 7470									
Pace Analytical Services - Green Bay									
Mercury, Dissolved	<0.066	ug/L	0.20	0.066	1	08/10/20 10:35	08/11/20 09:29	7439-97-6	
8260 MSV									
Analytical Method: EPA 8260									
Pace Analytical Services - Green Bay									
1,1,1-Trichloroethane	<0.49	ug/L	2.0	0.49	2		08/05/20 14:06	71-55-6	
1,1,2,2-Tetrachloroethane	<0.55	ug/L	2.0	0.55	2		08/05/20 14:06	79-34-5	
1,1,2-Trichloroethane	<1.1	ug/L	10.0	1.1	2		08/05/20 14:06	79-00-5	
1,1-Dichloroethane	<0.55	ug/L	2.0	0.55	2		08/05/20 14:06	75-34-3	
1,1-Dichloroethene	<0.49	ug/L	2.0	0.49	2		08/05/20 14:06	75-35-4	
1,2,4-Trimethylbenzene	236	ug/L	5.6	1.7	2		08/05/20 14:06	95-63-6	
1,2-Dibromo-3-chloropropane	<3.5	ug/L	11.8	3.5	2		08/05/20 14:06	96-12-8	
1,2-Dibromoethane (EDB)	<1.7	ug/L	5.5	1.7	2		08/05/20 14:06	106-93-4	
1,2-Dichlorobenzene	<1.4	ug/L	4.7	1.4	2		08/05/20 14:06	95-50-1	
1,2-Dichloroethane	<0.56	ug/L	2.0	0.56	2		08/05/20 14:06	107-06-2	
1,2-Dichloropropane	<0.57	ug/L	2.0	0.57	2		08/05/20 14:06	78-87-5	
1,3,5-Trimethylbenzene	<1.7	ug/L	5.8	1.7	2		08/05/20 14:06	108-67-8	
1,3-Dichlorobenzene	<1.3	ug/L	4.2	1.3	2		08/05/20 14:06	541-73-1	
1,4-Dichlorobenzene	<1.9	ug/L	6.3	1.9	2		08/05/20 14:06	106-46-7	
2-Butanone (MEK)	<5.9	ug/L	40.0	5.9	2		08/05/20 14:06	78-93-3	
2-Hexanone	<10.4	ug/L	34.7	10.4	2		08/05/20 14:06	591-78-6	
4-Methyl-2-pentanone (MIBK)	<9.3	ug/L	30.9	9.3	2		08/05/20 14:06	108-10-1	
Acetone	<5.5	ug/L	40.0	5.5	2		08/05/20 14:06	67-64-1	
Benzene	<0.49	ug/L	2.0	0.49	2		08/05/20 14:06	71-43-2	
Bromodichloromethane	<0.73	ug/L	2.4	0.73	2		08/05/20 14:06	75-27-4	
Bromoform	<7.9	ug/L	26.5	7.9	2		08/05/20 14:06	75-25-2	
Bromomethane	<1.9	ug/L	10.0	1.9	2		08/05/20 14:06	74-83-9	
Carbon disulfide	<0.90	ug/L	3.0	0.90	2		08/05/20 14:06	75-15-0	
Carbon tetrachloride	<2.2	ug/L	7.2	2.2	2		08/05/20 14:06	56-23-5	
Chlorobenzene	<1.4	ug/L	4.7	1.4	2		08/05/20 14:06	108-90-7	
Chloroethane	<2.7	ug/L	10.0	2.7	2		08/05/20 14:06	75-00-3	
Chloroform	<2.5	ug/L	10.0	2.5	2		08/05/20 14:06	67-66-3	
Chloromethane	<4.4	ug/L	14.6	4.4	2		08/05/20 14:06	74-87-3	
Dibromochloromethane	<5.2	ug/L	17.3	5.2	2		08/05/20 14:06	124-48-1	
Dibromomethane	<1.9	ug/L	6.2	1.9	2		08/05/20 14:06	74-95-3	

REPORT OF LABORATORY ANALYSIS

This report shall not be reproduced, except in full,
without the written consent of Pace Analytical Services, LLC.

ANALYTICAL RESULTS

Project: TOWN OF ONALASKA LANDFILL

Pace Project No.: 40212257

Sample: PZ-5 **Lab ID: 40212257021** Collected: 07/27/20 12:15 Received: 08/04/20 10:00 Matrix: Water

Parameters	Results	Units	LOQ	LOD	DF	Prepared	Analyzed	CAS No.	Qual
8260 MSV									
Analytical Method: EPA 8260									
Pace Analytical Services - Green Bay									
Dichlorodifluoromethane	<1.0	ug/L	10.0	1.0	2		08/05/20 14:06	75-71-8	
Ethylbenzene	<0.64	ug/L	2.1	0.64	2		08/05/20 14:06	100-41-4	
Hexachloro-1,3-butadiene	<2.9	ug/L	9.8	2.9	2		08/05/20 14:06	87-68-3	
Isopropylbenzene (Cumene)	<3.4	ug/L	11.2	3.4	2		08/05/20 14:06	98-82-8	
Methyl-tert-butyl ether	<2.5	ug/L	8.3	2.5	2		08/05/20 14:06	1634-04-4	
Methylene Chloride	<1.2	ug/L	10.0	1.2	2		08/05/20 14:06	75-09-2	
Naphthalene	<2.4	ug/L	10.0	2.4	2		08/05/20 14:06	91-20-3	
Styrene	<6.0	ug/L	20.1	6.0	2		08/05/20 14:06	100-42-5	
Tetrachloroethene	<0.65	ug/L	2.2	0.65	2		08/05/20 14:06	127-18-4	
Tetrahydrofuran	<4.6	ug/L	40.0	4.6	2		08/05/20 14:06	109-99-9	
Toluene	<0.54	ug/L	1.8	0.54	2		08/05/20 14:06	108-88-3	
Trichloroethene	<0.51	ug/L	2.0	0.51	2		08/05/20 14:06	79-01-6	
Trichlorofluoromethane	<0.43	ug/L	2.0	0.43	2		08/05/20 14:06	75-69-4	
Vinyl chloride	<0.35	ug/L	2.0	0.35	2		08/05/20 14:06	75-01-4	
Xylene (Total)	<3.0	ug/L	6.0	3.0	2		08/05/20 14:06	1330-20-7	
cis-1,2-Dichloroethene	<0.54	ug/L	2.0	0.54	2		08/05/20 14:06	156-59-2	
cis-1,3-Dichloropropene	<7.3	ug/L	24.2	7.3	2		08/05/20 14:06	10061-01-5	
n-Butylbenzene	3.7J	ug/L	4.7	1.4	2		08/05/20 14:06	104-51-8	
n-Propylbenzene	4.5J	ug/L	10.0	1.6	2		08/05/20 14:06	103-65-1	
p-Isopropyltoluene	9.9	ug/L	5.3	1.6	2		08/05/20 14:06	99-87-6	
sec-Butylbenzene	10.9	ug/L	10.0	1.7	2		08/05/20 14:06	135-98-8	
tert-Butylbenzene	2.5	ug/L	2.0	0.61	2		08/05/20 14:06	98-06-6	
trans-1,2-Dichloroethene	<0.93	ug/L	3.1	0.93	2		08/05/20 14:06	156-60-5	
trans-1,3-Dichloropropene	<8.7	ug/L	29.1	8.7	2		08/05/20 14:06	10061-02-6	
Surrogates									
4-Bromofluorobenzene (S)	100	%	70-130		2		08/05/20 14:06	460-00-4	
Dibromofluoromethane (S)	112	%	70-130		2		08/05/20 14:06	1868-53-7	
Toluene-d8 (S)	102	%	70-130		2		08/05/20 14:06	2037-26-5	
Field Data									
Analytical Method:									
Pace Analytical Services - Green Bay									
Field Specific Conductance	259	umhos/cm			1		07/27/20 12:15		
Oxygen, Dissolved	2.13	mg/L			1		07/27/20 12:15	7782-44-7	
REDOX	8.4	mV			1		07/27/20 12:15		
Static Water Level	645.04	feet			1		07/27/20 12:15		
Temperature, Water (C)	9.61	deg C			1		07/27/20 12:15		
310.2 Alkalinity									
Analytical Method: EPA 310.2									
Pace Analytical Services - Green Bay									
Alkalinity, Total as CaCO3	195	mg/L	24.8	7.4	1		08/10/20 11:03		
Total Organic Carbon									
Analytical Method: EPA 9060									
Pace Analytical Services - Green Bay									
Total Organic Carbon	1.1	mg/L	0.50	0.085	1		08/10/20 11:06	7440-44-0	
Total Organic Carbon	1.1	mg/L	0.50	0.085	1		08/10/20 11:06	7440-44-0	

REPORT OF LABORATORY ANALYSIS

This report shall not be reproduced, except in full,
without the written consent of Pace Analytical Services, LLC.

ANALYTICAL RESULTS

Project: TOWN OF ONALASKA LANDFILL

Pace Project No.: 40212257

Sample: PZ-5 **Lab ID: 40212257021** Collected: 07/27/20 12:15 Received: 08/04/20 10:00 Matrix: Water

Parameters	Results	Units	LOQ	LOD	DF	Prepared	Analyzed	CAS No.	Qual
Total Organic Carbon		Analytical Method: EPA 9060 Pace Analytical Services - Green Bay							
Total Organic Carbon	1.1	mg/L	0.50	0.085	1		08/10/20 11:06	7440-44-0	
Total Organic Carbon	1.2	mg/L	0.50	0.085	1		08/10/20 11:06	7440-44-0	
Mean Total Organic Carbon	1.1	mg/L	0.50	0.085	1		08/10/20 11:06	7440-44-0	

REPORT OF LABORATORY ANALYSIS

This report shall not be reproduced, except in full,
without the written consent of Pace Analytical Services, LLC.

ANALYTICAL RESULTS

Project: TOWN OF ONALASKA LANDFILL

Pace Project No.: 40212257

Sample: PZ-6 **Lab ID: 40212257022** Collected: 07/27/20 11:55 Received: 08/04/20 10:00 Matrix: Water

Parameters	Results	Units	LOQ	LOD	DF	Prepared	Analyzed	CAS No.	Qual
6010 MET ICP, Dissolved									
Analytical Method: EPA 6010 Preparation Method: EPA 3010									
Pace Analytical Services - Green Bay									
Arsenic, Dissolved	<8.3	ug/L	25.0	8.3	1	08/06/20 12:45	08/07/20 09:49	7440-38-2	
Barium, Dissolved	23.8	ug/L	5.0	1.5	1	08/06/20 12:45	08/07/20 09:49	7440-39-3	
Cadmium, Dissolved	<1.3	ug/L	5.0	1.3	1	08/06/20 12:45	08/07/20 09:49	7440-43-9	
Cobalt, Dissolved	<1.4	ug/L	5.0	1.4	1	08/06/20 12:45	08/07/20 09:49	7440-48-4	
Iron, Dissolved	<35.2	ug/L	117	35.2	1	08/06/20 12:45	08/07/20 09:49	7439-89-6	
Lead, Dissolved	<5.9	ug/L	19.7	5.9	1	08/06/20 12:45	08/07/20 09:49	7439-92-1	
Manganese, Dissolved	<1.5	ug/L	5.1	1.5	1	08/06/20 12:45	08/07/20 09:49	7439-96-5	
Vanadium, Dissolved	<2.6	ug/L	10.0	2.6	1	08/06/20 12:45	08/07/20 09:49	7440-62-2	
7470 Mercury, Dissolved									
Analytical Method: EPA 7470 Preparation Method: EPA 7470									
Pace Analytical Services - Green Bay									
Mercury, Dissolved	<0.066	ug/L	0.20	0.066	1	08/10/20 10:35	08/11/20 09:31	7439-97-6	
8260 MSV									
Analytical Method: EPA 8260									
Pace Analytical Services - Green Bay									
1,1,1-Trichloroethane	<0.24	ug/L	1.0	0.24	1		08/05/20 16:48	71-55-6	
1,1,2,2-Tetrachloroethane	<0.28	ug/L	1.0	0.28	1		08/05/20 16:48	79-34-5	
1,1,2-Trichloroethane	<0.55	ug/L	5.0	0.55	1		08/05/20 16:48	79-00-5	
1,1-Dichloroethane	<0.27	ug/L	1.0	0.27	1		08/05/20 16:48	75-34-3	
1,1-Dichloroethene	<0.24	ug/L	1.0	0.24	1		08/05/20 16:48	75-35-4	
1,2,4-Trimethylbenzene	<0.84	ug/L	2.8	0.84	1		08/05/20 16:48	95-63-6	
1,2-Dibromo-3-chloropropane	<1.8	ug/L	5.9	1.8	1		08/05/20 16:48	96-12-8	
1,2-Dibromoethane (EDB)	<0.83	ug/L	2.8	0.83	1		08/05/20 16:48	106-93-4	
1,2-Dichlorobenzene	<0.71	ug/L	2.4	0.71	1		08/05/20 16:48	95-50-1	
1,2-Dichloroethane	<0.28	ug/L	1.0	0.28	1		08/05/20 16:48	107-06-2	
1,2-Dichloropropane	<0.28	ug/L	1.0	0.28	1		08/05/20 16:48	78-87-5	
1,3,5-Trimethylbenzene	<0.87	ug/L	2.9	0.87	1		08/05/20 16:48	108-67-8	
1,3-Dichlorobenzene	<0.63	ug/L	2.1	0.63	1		08/05/20 16:48	541-73-1	
1,4-Dichlorobenzene	<0.94	ug/L	3.1	0.94	1		08/05/20 16:48	106-46-7	
2-Butanone (MEK)	<2.9	ug/L	20.0	2.9	1		08/05/20 16:48	78-93-3	
2-Hexanone	<5.2	ug/L	17.4	5.2	1		08/05/20 16:48	591-78-6	
4-Methyl-2-pentanone (MIBK)	<4.6	ug/L	15.5	4.6	1		08/05/20 16:48	108-10-1	
Acetone	<2.7	ug/L	20.0	2.7	1		08/05/20 16:48	67-64-1	
Benzene	<0.25	ug/L	1.0	0.25	1		08/05/20 16:48	71-43-2	
Bromodichloromethane	<0.36	ug/L	1.2	0.36	1		08/05/20 16:48	75-27-4	
Bromoform	<4.0	ug/L	13.2	4.0	1		08/05/20 16:48	75-25-2	
Bromomethane	<0.97	ug/L	5.0	0.97	1		08/05/20 16:48	74-83-9	
Carbon disulfide	<0.45	ug/L	1.5	0.45	1		08/05/20 16:48	75-15-0	
Carbon tetrachloride	<1.1	ug/L	3.6	1.1	1		08/05/20 16:48	56-23-5	
Chlorobenzene	<0.71	ug/L	2.4	0.71	1		08/05/20 16:48	108-90-7	
Chloroethane	<1.3	ug/L	5.0	1.3	1		08/05/20 16:48	75-00-3	
Chloroform	<1.3	ug/L	5.0	1.3	1		08/05/20 16:48	67-66-3	
Chloromethane	<2.2	ug/L	7.3	2.2	1		08/05/20 16:48	74-87-3	
Dibromochloromethane	<2.6	ug/L	8.7	2.6	1		08/05/20 16:48	124-48-1	
Dibromomethane	<0.94	ug/L	3.1	0.94	1		08/05/20 16:48	74-95-3	

REPORT OF LABORATORY ANALYSIS

This report shall not be reproduced, except in full,
without the written consent of Pace Analytical Services, LLC.

ANALYTICAL RESULTS

Project: TOWN OF ONALASKA LANDFILL

Pace Project No.: 40212257

Sample: PZ-6 **Lab ID: 40212257022** Collected: 07/27/20 11:55 Received: 08/04/20 10:00 Matrix: Water

Parameters	Results	Units	LOQ	LOD	DF	Prepared	Analyzed	CAS No.	Qual
8260 MSV									
Analytical Method: EPA 8260									
Pace Analytical Services - Green Bay									
Dichlorodifluoromethane	<0.50	ug/L	5.0	0.50	1		08/05/20 16:48	75-71-8	
Ethylbenzene	<0.32	ug/L	1.1	0.32	1		08/05/20 16:48	100-41-4	
Hexachloro-1,3-butadiene	<1.5	ug/L	4.9	1.5	1		08/05/20 16:48	87-68-3	
Isopropylbenzene (Cumene)	<1.7	ug/L	5.6	1.7	1		08/05/20 16:48	98-82-8	
Methyl-tert-butyl ether	<1.2	ug/L	4.2	1.2	1		08/05/20 16:48	1634-04-4	
Methylene Chloride	<0.58	ug/L	5.0	0.58	1		08/05/20 16:48	75-09-2	
Naphthalene	<1.2	ug/L	5.0	1.2	1		08/05/20 16:48	91-20-3	
Styrene	<3.0	ug/L	10.0	3.0	1		08/05/20 16:48	100-42-5	
Tetrachloroethene	<0.33	ug/L	1.1	0.33	1		08/05/20 16:48	127-18-4	
Tetrahydrofuran	<2.3	ug/L	20.0	2.3	1		08/05/20 16:48	109-99-9	
Toluene	<0.27	ug/L	0.90	0.27	1		08/05/20 16:48	108-88-3	
Trichloroethene	<0.26	ug/L	1.0	0.26	1		08/05/20 16:48	79-01-6	
Trichlorofluoromethane	<0.21	ug/L	1.0	0.21	1		08/05/20 16:48	75-69-4	
Vinyl chloride	<0.17	ug/L	1.0	0.17	1		08/05/20 16:48	75-01-4	
Xylene (Total)	<1.5	ug/L	3.0	1.5	1		08/05/20 16:48	1330-20-7	
cis-1,2-Dichloroethene	<0.27	ug/L	1.0	0.27	1		08/05/20 16:48	156-59-2	
cis-1,3-Dichloropropene	<3.6	ug/L	12.1	3.6	1		08/05/20 16:48	10061-01-5	
n-Butylbenzene	<0.71	ug/L	2.4	0.71	1		08/05/20 16:48	104-51-8	
n-Propylbenzene	<0.81	ug/L	5.0	0.81	1		08/05/20 16:48	103-65-1	
p-Isopropyltoluene	<0.80	ug/L	2.7	0.80	1		08/05/20 16:48	99-87-6	
sec-Butylbenzene	<0.85	ug/L	5.0	0.85	1		08/05/20 16:48	135-98-8	
tert-Butylbenzene	<0.30	ug/L	1.0	0.30	1		08/05/20 16:48	98-06-6	
trans-1,2-Dichloroethene	<0.46	ug/L	1.5	0.46	1		08/05/20 16:48	156-60-5	
trans-1,3-Dichloropropene	<4.4	ug/L	14.6	4.4	1		08/05/20 16:48	10061-02-6	
Surrogates									
4-Bromofluorobenzene (S)	99	%	70-130		1		08/05/20 16:48	460-00-4	
Dibromofluoromethane (S)	98	%	70-130		1		08/05/20 16:48	1868-53-7	
Toluene-d8 (S)	100	%	70-130		1		08/05/20 16:48	2037-26-5	
Field Data									
Analytical Method:									
Pace Analytical Services - Green Bay									
Field Specific Conductance	290	umhos/cm			1		07/27/20 11:55		
Oxygen, Dissolved	7.57	mg/L			1		07/27/20 11:55	7782-44-7	
REDOX	348.9	mV			1		07/27/20 11:55		
Static Water Level	644.94	feet			1		07/27/20 11:55		
Temperature, Water (C)	10.02	deg C			1		07/27/20 11:55		
310.2 Alkalinity									
Analytical Method: EPA 310.2									
Pace Analytical Services - Green Bay									
Alkalinity, Total as CaCO3	218	mg/L	24.8	7.4	1		08/10/20 11:04		
Total Organic Carbon									
Analytical Method: EPA 9060									
Pace Analytical Services - Green Bay									
Total Organic Carbon	0.94	mg/L	0.50	0.085	1		08/10/20 12:13	7440-44-0	
Total Organic Carbon	0.92	mg/L	0.50	0.085	1		08/10/20 12:13	7440-44-0	

REPORT OF LABORATORY ANALYSIS

This report shall not be reproduced, except in full,
without the written consent of Pace Analytical Services, LLC.

ANALYTICAL RESULTS

Project: TOWN OF ONALASKA LANDFILL

Pace Project No.: 40212257

Sample: PZ-6 **Lab ID: 40212257022** Collected: 07/27/20 11:55 Received: 08/04/20 10:00 Matrix: Water

Parameters	Results	Units	LOQ	LOD	DF	Prepared	Analyzed	CAS No.	Qual
Total Organic Carbon									
Analytical Method: EPA 9060									
Pace Analytical Services - Green Bay									
Total Organic Carbon	0.92	mg/L	0.50	0.085	1		08/10/20 12:13	7440-44-0	
Total Organic Carbon	0.92	mg/L	0.50	0.085	1		08/10/20 12:13	7440-44-0	
Mean Total Organic Carbon	0.93	mg/L	0.50	0.085	1		08/10/20 12:13	7440-44-0	B

REPORT OF LABORATORY ANALYSIS

This report shall not be reproduced, except in full,
without the written consent of Pace Analytical Services, LLC.

ANALYTICAL RESULTS

Project: TOWN OF ONALASKA LANDFILL

Pace Project No.: 40212257

Sample: PW-1 **Lab ID: 40212257023** Collected: 07/30/20 13:55 Received: 08/04/20 10:00 Matrix: Water

Parameters	Results	Units	LOQ	LOD	DF	Prepared	Analyzed	CAS No.	Qual
6010 MET ICP									
Analytical Method: EPA 6010 Preparation Method: EPA 3010									
Pace Analytical Services - Green Bay									
Arsenic	<8.3	ug/L	25.0	8.3	1	08/12/20 05:38	08/13/20 15:07	7440-38-2	
Barium	21.2	ug/L	5.0	1.5	1	08/12/20 05:38	08/13/20 15:07	7440-39-3	
Cadmium	<1.3	ug/L	5.0	1.3	1	08/12/20 05:38	08/13/20 15:07	7440-43-9	
Cobalt	<1.4	ug/L	5.0	1.4	1	08/12/20 05:38	08/13/20 15:07	7440-48-4	
Iron	3560	ug/L	117	35.2	1	08/12/20 05:38	08/13/20 15:07	7439-89-6	
Lead	<5.9	ug/L	19.7	5.9	1	08/12/20 05:38	08/13/20 15:07	7439-92-1	
Manganese	112	ug/L	5.1	1.5	1	08/12/20 05:38	08/13/20 15:07	7439-96-5	
Vanadium	<2.6	ug/L	10.0	2.6	1	08/12/20 05:38	08/13/20 15:07	7440-62-2	
7470 Mercury									
Analytical Method: EPA 7470 Preparation Method: EPA 7470									
Pace Analytical Services - Green Bay									
Mercury	<0.066	ug/L	0.20	0.066	1	08/07/20 09:50	08/10/20 08:23	7439-97-6	
8260 MSV									
Analytical Method: EPA 8260									
Pace Analytical Services - Green Bay									
1,1,1-Trichloroethane	<0.24	ug/L	1.0	0.24	1		08/05/20 17:11	71-55-6	
1,1,2,2-Tetrachloroethane	<0.28	ug/L	1.0	0.28	1		08/05/20 17:11	79-34-5	
1,1,2-Trichloroethane	<0.55	ug/L	5.0	0.55	1		08/05/20 17:11	79-00-5	
1,1-Dichloroethane	<0.27	ug/L	1.0	0.27	1		08/05/20 17:11	75-34-3	
1,1-Dichloroethene	<0.24	ug/L	1.0	0.24	1		08/05/20 17:11	75-35-4	
1,2,4-Trimethylbenzene	<0.84	ug/L	2.8	0.84	1		08/05/20 17:11	95-63-6	
1,2-Dibromo-3-chloropropane	<1.8	ug/L	5.9	1.8	1		08/05/20 17:11	96-12-8	
1,2-Dibromoethane (EDB)	<0.83	ug/L	2.8	0.83	1		08/05/20 17:11	106-93-4	
1,2-Dichlorobenzene	<0.71	ug/L	2.4	0.71	1		08/05/20 17:11	95-50-1	
1,2-Dichloroethane	<0.28	ug/L	1.0	0.28	1		08/05/20 17:11	107-06-2	
1,2-Dichloropropane	<0.28	ug/L	1.0	0.28	1		08/05/20 17:11	78-87-5	
1,3,5-Trimethylbenzene	<0.87	ug/L	2.9	0.87	1		08/05/20 17:11	108-67-8	
1,3-Dichlorobenzene	<0.63	ug/L	2.1	0.63	1		08/05/20 17:11	541-73-1	
1,4-Dichlorobenzene	<0.94	ug/L	3.1	0.94	1		08/05/20 17:11	106-46-7	
2-Butanone (MEK)	<2.9	ug/L	20.0	2.9	1		08/05/20 17:11	78-93-3	
2-Hexanone	<5.2	ug/L	17.4	5.2	1		08/05/20 17:11	591-78-6	
4-Methyl-2-pentanone (MIBK)	<4.6	ug/L	15.5	4.6	1		08/05/20 17:11	108-10-1	
Acetone	<2.7	ug/L	20.0	2.7	1		08/05/20 17:11	67-64-1	
Benzene	<0.25	ug/L	1.0	0.25	1		08/05/20 17:11	71-43-2	
Bromodichloromethane	<0.36	ug/L	1.2	0.36	1		08/05/20 17:11	75-27-4	
Bromoform	<4.0	ug/L	13.2	4.0	1		08/05/20 17:11	75-25-2	
Bromomethane	<0.97	ug/L	5.0	0.97	1		08/05/20 17:11	74-83-9	
Carbon disulfide	<0.45	ug/L	1.5	0.45	1		08/05/20 17:11	75-15-0	
Carbon tetrachloride	<1.1	ug/L	3.6	1.1	1		08/05/20 17:11	56-23-5	
Chlorobenzene	<0.71	ug/L	2.4	0.71	1		08/05/20 17:11	108-90-7	
Chloroethane	<1.3	ug/L	5.0	1.3	1		08/05/20 17:11	75-00-3	
Chloroform	<1.3	ug/L	5.0	1.3	1		08/05/20 17:11	67-66-3	
Chloromethane	<2.2	ug/L	7.3	2.2	1		08/05/20 17:11	74-87-3	
Dibromochloromethane	<2.6	ug/L	8.7	2.6	1		08/05/20 17:11	124-48-1	
Dibromomethane	<0.94	ug/L	3.1	0.94	1		08/05/20 17:11	74-95-3	

REPORT OF LABORATORY ANALYSIS

This report shall not be reproduced, except in full,
without the written consent of Pace Analytical Services, LLC.

ANALYTICAL RESULTS

Project: TOWN OF ONALASKA LANDFILL

Project No.: 40212257

Sample: PW-1 **Lab ID: 40212257023** Collected: 07/30/20 13:55 Received: 08/04/20 10:00 Matrix: Water

Parameters	Results	Units	LOQ	LOD	DF	Prepared	Analyzed	CAS No.	Qual
8260 MSV									
Analytical Method: EPA 8260									
Pace Analytical Services - Green Bay									
Dichlorodifluoromethane	<0.50	ug/L	5.0	0.50	1		08/05/20 17:11	75-71-8	
Ethylbenzene	<0.32	ug/L	1.1	0.32	1		08/05/20 17:11	100-41-4	
Hexachloro-1,3-butadiene	<1.5	ug/L	4.9	1.5	1		08/05/20 17:11	87-68-3	
Isopropylbenzene (Cumene)	<1.7	ug/L	5.6	1.7	1		08/05/20 17:11	98-82-8	
Methyl-tert-butyl ether	<1.2	ug/L	4.2	1.2	1		08/05/20 17:11	1634-04-4	
Methylene Chloride	<0.58	ug/L	5.0	0.58	1		08/05/20 17:11	75-09-2	
Naphthalene	<1.2	ug/L	5.0	1.2	1		08/05/20 17:11	91-20-3	
Styrene	<3.0	ug/L	10.0	3.0	1		08/05/20 17:11	100-42-5	
Tetrachloroethene	<0.33	ug/L	1.1	0.33	1		08/05/20 17:11	127-18-4	
Tetrahydrofuran	<2.3	ug/L	20.0	2.3	1		08/05/20 17:11	109-99-9	
Toluene	<0.27	ug/L	0.90	0.27	1		08/05/20 17:11	108-88-3	
Trichloroethene	<0.26	ug/L	1.0	0.26	1		08/05/20 17:11	79-01-6	
Trichlorofluoromethane	<0.21	ug/L	1.0	0.21	1		08/05/20 17:11	75-69-4	
Vinyl chloride	<0.17	ug/L	1.0	0.17	1		08/05/20 17:11	75-01-4	
Xylene (Total)	<1.5	ug/L	3.0	1.5	1		08/05/20 17:11	1330-20-7	
cis-1,2-Dichloroethene	<0.27	ug/L	1.0	0.27	1		08/05/20 17:11	156-59-2	
cis-1,3-Dichloropropene	<3.6	ug/L	12.1	3.6	1		08/05/20 17:11	10061-01-5	
n-Butylbenzene	<0.71	ug/L	2.4	0.71	1		08/05/20 17:11	104-51-8	
n-Propylbenzene	<0.81	ug/L	5.0	0.81	1		08/05/20 17:11	103-65-1	
p-Isopropyltoluene	<0.80	ug/L	2.7	0.80	1		08/05/20 17:11	99-87-6	
sec-Butylbenzene	<0.85	ug/L	5.0	0.85	1		08/05/20 17:11	135-98-8	
tert-Butylbenzene	<0.30	ug/L	1.0	0.30	1		08/05/20 17:11	98-06-6	
trans-1,2-Dichloroethene	<0.46	ug/L	1.5	0.46	1		08/05/20 17:11	156-60-5	
trans-1,3-Dichloropropene	<4.4	ug/L	14.6	4.4	1		08/05/20 17:11	10061-02-6	
Surrogates									
4-Bromofluorobenzene (S)	100	%	70-130		1		08/05/20 17:11	460-00-4	
Dibromofluoromethane (S)	96	%	70-130		1		08/05/20 17:11	1868-53-7	
Toluene-d8 (S)	99	%	70-130		1		08/05/20 17:11	2037-26-5	

REPORT OF LABORATORY ANALYSIS

This report shall not be reproduced, except in full,
without the written consent of Pace Analytical Services, LLC.

ANALYTICAL RESULTS

Project: TOWN OF ONALASKA LANDFILL

Pace Project No.: 40212257

Sample: PW-5 **Lab ID: 40212257024** Collected: 07/30/20 15:50 Received: 08/04/20 10:00 Matrix: Water

Parameters	Results	Units	LOQ	LOD	DF	Prepared	Analyzed	CAS No.	Qual
6010 MET ICP									
Analytical Method: EPA 6010 Preparation Method: EPA 3010									
Pace Analytical Services - Green Bay									
Arsenic	<8.3	ug/L	25.0	8.3	1	08/12/20 05:38	08/13/20 15:21	7440-38-2	
Barium	27.9	ug/L	5.0	1.5	1	08/12/20 05:38	08/13/20 15:21	7440-39-3	
Cadmium	<1.3	ug/L	5.0	1.3	1	08/12/20 05:38	08/13/20 15:21	7440-43-9	
Cobalt	<1.4	ug/L	5.0	1.4	1	08/12/20 05:38	08/13/20 15:21	7440-48-4	
Iron	954	ug/L	117	35.2	1	08/12/20 05:38	08/13/20 15:21	7439-89-6	
Lead	<5.9	ug/L	19.7	5.9	1	08/12/20 05:38	08/13/20 15:21	7439-92-1	
Manganese	310	ug/L	5.1	1.5	1	08/12/20 05:38	08/13/20 15:21	7439-96-5	
Vanadium	<2.6	ug/L	10.0	2.6	1	08/12/20 05:38	08/13/20 15:21	7440-62-2	
7470 Mercury									
Analytical Method: EPA 7470 Preparation Method: EPA 7470									
Pace Analytical Services - Green Bay									
Mercury	<0.066	ug/L	0.20	0.066	1	08/07/20 09:50	08/10/20 08:25	7439-97-6	
8260 MSV									
Analytical Method: EPA 8260									
Pace Analytical Services - Green Bay									
1,1,1-Trichloroethane	<0.24	ug/L	1.0	0.24	1		08/05/20 14:49	71-55-6	
1,1,2,2-Tetrachloroethane	<0.28	ug/L	1.0	0.28	1		08/05/20 14:49	79-34-5	
1,1,2-Trichloroethane	<0.55	ug/L	5.0	0.55	1		08/05/20 14:49	79-00-5	
1,1-Dichloroethane	<0.27	ug/L	1.0	0.27	1		08/05/20 14:49	75-34-3	
1,1-Dichloroethene	<0.24	ug/L	1.0	0.24	1		08/05/20 14:49	75-35-4	
1,2,4-Trimethylbenzene	<0.84	ug/L	2.8	0.84	1		08/05/20 14:49	95-63-6	
1,2-Dibromo-3-chloropropane	<1.8	ug/L	5.9	1.8	1		08/05/20 14:49	96-12-8	
1,2-Dibromoethane (EDB)	<0.83	ug/L	2.8	0.83	1		08/05/20 14:49	106-93-4	
1,2-Dichlorobenzene	<0.71	ug/L	2.4	0.71	1		08/05/20 14:49	95-50-1	
1,2-Dichloroethane	<0.28	ug/L	1.0	0.28	1		08/05/20 14:49	107-06-2	
1,2-Dichloropropane	<0.28	ug/L	1.0	0.28	1		08/05/20 14:49	78-87-5	
1,3,5-Trimethylbenzene	<0.87	ug/L	2.9	0.87	1		08/05/20 14:49	108-67-8	
1,3-Dichlorobenzene	<0.63	ug/L	2.1	0.63	1		08/05/20 14:49	541-73-1	
1,4-Dichlorobenzene	<0.94	ug/L	3.1	0.94	1		08/05/20 14:49	106-46-7	
2-Butanone (MEK)	<2.9	ug/L	20.0	2.9	1		08/05/20 14:49	78-93-3	
2-Hexanone	<5.2	ug/L	17.4	5.2	1		08/05/20 14:49	591-78-6	
4-Methyl-2-pentanone (MIBK)	<4.6	ug/L	15.5	4.6	1		08/05/20 14:49	108-10-1	
Acetone	3.2J	ug/L	20.0	2.7	1		08/05/20 14:49	67-64-1	
Benzene	<0.25	ug/L	1.0	0.25	1		08/05/20 14:49	71-43-2	
Bromodichloromethane	<0.36	ug/L	1.2	0.36	1		08/05/20 14:49	75-27-4	
Bromoform	<4.0	ug/L	13.2	4.0	1		08/05/20 14:49	75-25-2	
Bromomethane	<0.97	ug/L	5.0	0.97	1		08/05/20 14:49	74-83-9	
Carbon disulfide	<0.45	ug/L	1.5	0.45	1		08/05/20 14:49	75-15-0	
Carbon tetrachloride	<1.1	ug/L	3.6	1.1	1		08/05/20 14:49	56-23-5	
Chlorobenzene	<0.71	ug/L	2.4	0.71	1		08/05/20 14:49	108-90-7	
Chloroethane	<1.3	ug/L	5.0	1.3	1		08/05/20 14:49	75-00-3	
Chloroform	<1.3	ug/L	5.0	1.3	1		08/05/20 14:49	67-66-3	
Chloromethane	<2.2	ug/L	7.3	2.2	1		08/05/20 14:49	74-87-3	
Dibromochloromethane	<2.6	ug/L	8.7	2.6	1		08/05/20 14:49	124-48-1	
Dibromomethane	<0.94	ug/L	3.1	0.94	1		08/05/20 14:49	74-95-3	

REPORT OF LABORATORY ANALYSIS

This report shall not be reproduced, except in full,
without the written consent of Pace Analytical Services, LLC.

ANALYTICAL RESULTS

Project: TOWN OF ONALASKA LANDFILL
Pace Project No.: 40212257

Sample: PW-5 **Lab ID: 40212257024** Collected: 07/30/20 15:50 Received: 08/04/20 10:00 Matrix: Water

Parameters	Results	Units	LOQ	LOD	DF	Prepared	Analyzed	CAS No.	Qual
8260 MSV									
Analytical Method: EPA 8260									
Pace Analytical Services - Green Bay									
Dichlorodifluoromethane	<0.50	ug/L	5.0	0.50	1		08/05/20 14:49	75-71-8	
Ethylbenzene	<0.32	ug/L	1.1	0.32	1		08/05/20 14:49	100-41-4	
Hexachloro-1,3-butadiene	<1.5	ug/L	4.9	1.5	1		08/05/20 14:49	87-68-3	
Isopropylbenzene (Cumene)	<1.7	ug/L	5.6	1.7	1		08/05/20 14:49	98-82-8	
Methyl-tert-butyl ether	<1.2	ug/L	4.2	1.2	1		08/05/20 14:49	1634-04-4	
Methylene Chloride	<0.58	ug/L	5.0	0.58	1		08/05/20 14:49	75-09-2	
Naphthalene	<1.2	ug/L	5.0	1.2	1		08/05/20 14:49	91-20-3	
Styrene	<3.0	ug/L	10.0	3.0	1		08/05/20 14:49	100-42-5	
Tetrachloroethene	<0.33	ug/L	1.1	0.33	1		08/05/20 14:49	127-18-4	
Tetrahydrofuran	<2.3	ug/L	20.0	2.3	1		08/05/20 14:49	109-99-9	
Toluene	<0.27	ug/L	0.90	0.27	1		08/05/20 14:49	108-88-3	
Trichloroethene	<0.26	ug/L	1.0	0.26	1		08/05/20 14:49	79-01-6	
Trichlorofluoromethane	<0.21	ug/L	1.0	0.21	1		08/05/20 14:49	75-69-4	
Vinyl chloride	<0.17	ug/L	1.0	0.17	1		08/05/20 14:49	75-01-4	
Xylene (Total)	<1.5	ug/L	3.0	1.5	1		08/05/20 14:49	1330-20-7	
cis-1,2-Dichloroethene	<0.27	ug/L	1.0	0.27	1		08/05/20 14:49	156-59-2	
cis-1,3-Dichloropropene	<3.6	ug/L	12.1	3.6	1		08/05/20 14:49	10061-01-5	
n-Butylbenzene	<0.71	ug/L	2.4	0.71	1		08/05/20 14:49	104-51-8	
n-Propylbenzene	<0.81	ug/L	5.0	0.81	1		08/05/20 14:49	103-65-1	
p-Isopropyltoluene	<0.80	ug/L	2.7	0.80	1		08/05/20 14:49	99-87-6	
sec-Butylbenzene	<0.85	ug/L	5.0	0.85	1		08/05/20 14:49	135-98-8	
tert-Butylbenzene	<0.30	ug/L	1.0	0.30	1		08/05/20 14:49	98-06-6	
trans-1,2-Dichloroethene	<0.46	ug/L	1.5	0.46	1		08/05/20 14:49	156-60-5	
trans-1,3-Dichloropropene	<4.4	ug/L	14.6	4.4	1		08/05/20 14:49	10061-02-6	
Surrogates									
4-Bromofluorobenzene (S)	98	%	70-130		1		08/05/20 14:49	460-00-4	
Dibromofluoromethane (S)	110	%	70-130		1		08/05/20 14:49	1868-53-7	
Toluene-d8 (S)	102	%	70-130		1		08/05/20 14:49	2037-26-5	

REPORT OF LABORATORY ANALYSIS

This report shall not be reproduced, except in full,
without the written consent of Pace Analytical Services, LLC.

ANALYTICAL RESULTS

Project: TOWN OF ONALASKA LANDFILL

Pace Project No.: 40212257

Sample: PW-6 **Lab ID: 40212257025** Collected: 07/30/20 15:55 Received: 08/04/20 10:00 Matrix: Water

Parameters	Results	Units	LOQ	LOD	DF	Prepared	Analyzed	CAS No.	Qual
6010 MET ICP									
Analytical Method: EPA 6010 Preparation Method: EPA 3010									
Pace Analytical Services - Green Bay									
Arsenic	<8.3	ug/L	25.0	8.3	1	08/12/20 05:38	08/13/20 15:26	7440-38-2	
Barium	51.2	ug/L	5.0	1.5	1	08/12/20 05:38	08/13/20 15:26	7440-39-3	
Cadmium	<1.3	ug/L	5.0	1.3	1	08/12/20 05:38	08/13/20 15:26	7440-43-9	
Cobalt	<1.4	ug/L	5.0	1.4	1	08/12/20 05:38	08/13/20 15:26	7440-48-4	
Iron	<35.2	ug/L	117	35.2	1	08/12/20 05:38	08/13/20 15:26	7439-89-6	
Lead	<5.9	ug/L	19.7	5.9	1	08/12/20 05:38	08/13/20 15:26	7439-92-1	
Manganese	186	ug/L	5.1	1.5	1	08/12/20 05:38	08/13/20 15:26	7439-96-5	
Vanadium	<2.6	ug/L	10.0	2.6	1	08/12/20 05:38	08/13/20 15:26	7440-62-2	
7470 Mercury									
Analytical Method: EPA 7470 Preparation Method: EPA 7470									
Pace Analytical Services - Green Bay									
Mercury	<0.066	ug/L	0.20	0.066	1	08/07/20 09:50	08/10/20 08:27	7439-97-6	
8260 MSV									
Analytical Method: EPA 8260									
Pace Analytical Services - Green Bay									
1,1,1-Trichloroethane	<0.24	ug/L	1.0	0.24	1		08/05/20 15:11	71-55-6	
1,1,2,2-Tetrachloroethane	<0.28	ug/L	1.0	0.28	1		08/05/20 15:11	79-34-5	
1,1,2-Trichloroethane	<0.55	ug/L	5.0	0.55	1		08/05/20 15:11	79-00-5	
1,1-Dichloroethane	<0.27	ug/L	1.0	0.27	1		08/05/20 15:11	75-34-3	
1,1-Dichloroethene	<0.24	ug/L	1.0	0.24	1		08/05/20 15:11	75-35-4	
1,2,4-Trimethylbenzene	<0.84	ug/L	2.8	0.84	1		08/05/20 15:11	95-63-6	
1,2-Dibromo-3-chloropropane	<1.8	ug/L	5.9	1.8	1		08/05/20 15:11	96-12-8	
1,2-Dibromoethane (EDB)	<0.83	ug/L	2.8	0.83	1		08/05/20 15:11	106-93-4	
1,2-Dichlorobenzene	<0.71	ug/L	2.4	0.71	1		08/05/20 15:11	95-50-1	
1,2-Dichloroethane	<0.28	ug/L	1.0	0.28	1		08/05/20 15:11	107-06-2	
1,2-Dichloropropane	<0.28	ug/L	1.0	0.28	1		08/05/20 15:11	78-87-5	
1,3,5-Trimethylbenzene	<0.87	ug/L	2.9	0.87	1		08/05/20 15:11	108-67-8	
1,3-Dichlorobenzene	<0.63	ug/L	2.1	0.63	1		08/05/20 15:11	541-73-1	
1,4-Dichlorobenzene	<0.94	ug/L	3.1	0.94	1		08/05/20 15:11	106-46-7	
2-Butanone (MEK)	<2.9	ug/L	20.0	2.9	1		08/05/20 15:11	78-93-3	
2-Hexanone	<5.2	ug/L	17.4	5.2	1		08/05/20 15:11	591-78-6	
4-Methyl-2-pentanone (MIBK)	<4.6	ug/L	15.5	4.6	1		08/05/20 15:11	108-10-1	
Acetone	<2.7	ug/L	20.0	2.7	1		08/05/20 15:11	67-64-1	
Benzene	<0.25	ug/L	1.0	0.25	1		08/05/20 15:11	71-43-2	
Bromodichloromethane	<0.36	ug/L	1.2	0.36	1		08/05/20 15:11	75-27-4	
Bromoform	<4.0	ug/L	13.2	4.0	1		08/05/20 15:11	75-25-2	
Bromomethane	<0.97	ug/L	5.0	0.97	1		08/05/20 15:11	74-83-9	
Carbon disulfide	<0.45	ug/L	1.5	0.45	1		08/05/20 15:11	75-15-0	
Carbon tetrachloride	<1.1	ug/L	3.6	1.1	1		08/05/20 15:11	56-23-5	
Chlorobenzene	<0.71	ug/L	2.4	0.71	1		08/05/20 15:11	108-90-7	
Chloroethane	<1.3	ug/L	5.0	1.3	1		08/05/20 15:11	75-00-3	
Chloroform	<1.3	ug/L	5.0	1.3	1		08/05/20 15:11	67-66-3	
Chloromethane	<2.2	ug/L	7.3	2.2	1		08/05/20 15:11	74-87-3	
Dibromochloromethane	<2.6	ug/L	8.7	2.6	1		08/05/20 15:11	124-48-1	
Dibromomethane	<0.94	ug/L	3.1	0.94	1		08/05/20 15:11	74-95-3	

REPORT OF LABORATORY ANALYSIS

This report shall not be reproduced, except in full,
without the written consent of Pace Analytical Services, LLC.

ANALYTICAL RESULTS

Project: TOWN OF ONALASKA LANDFILL

Pace Project No.: 40212257

Sample: PW-6 **Lab ID: 40212257025** Collected: 07/30/20 15:55 Received: 08/04/20 10:00 Matrix: Water

Parameters	Results	Units	LOQ	LOD	DF	Prepared	Analyzed	CAS No.	Qual
8260 MSV									
Analytical Method: EPA 8260									
Pace Analytical Services - Green Bay									
Dichlorodifluoromethane	<0.50	ug/L	5.0	0.50	1		08/05/20 15:11	75-71-8	
Ethylbenzene	<0.32	ug/L	1.1	0.32	1		08/05/20 15:11	100-41-4	
Hexachloro-1,3-butadiene	<1.5	ug/L	4.9	1.5	1		08/05/20 15:11	87-68-3	
Isopropylbenzene (Cumene)	<1.7	ug/L	5.6	1.7	1		08/05/20 15:11	98-82-8	
Methyl-tert-butyl ether	<1.2	ug/L	4.2	1.2	1		08/05/20 15:11	1634-04-4	
Methylene Chloride	<0.58	ug/L	5.0	0.58	1		08/05/20 15:11	75-09-2	
Naphthalene	<1.2	ug/L	5.0	1.2	1		08/05/20 15:11	91-20-3	
Styrene	<3.0	ug/L	10.0	3.0	1		08/05/20 15:11	100-42-5	
Tetrachloroethene	<0.33	ug/L	1.1	0.33	1		08/05/20 15:11	127-18-4	
Tetrahydrofuran	<2.3	ug/L	20.0	2.3	1		08/05/20 15:11	109-99-9	
Toluene	<0.27	ug/L	0.90	0.27	1		08/05/20 15:11	108-88-3	
Trichloroethene	<0.26	ug/L	1.0	0.26	1		08/05/20 15:11	79-01-6	
Trichlorofluoromethane	<0.21	ug/L	1.0	0.21	1		08/05/20 15:11	75-69-4	
Vinyl chloride	<0.17	ug/L	1.0	0.17	1		08/05/20 15:11	75-01-4	
Xylene (Total)	<1.5	ug/L	3.0	1.5	1		08/05/20 15:11	1330-20-7	
cis-1,2-Dichloroethene	<0.27	ug/L	1.0	0.27	1		08/05/20 15:11	156-59-2	
cis-1,3-Dichloropropene	<3.6	ug/L	12.1	3.6	1		08/05/20 15:11	10061-01-5	
n-Butylbenzene	<0.71	ug/L	2.4	0.71	1		08/05/20 15:11	104-51-8	
n-Propylbenzene	<0.81	ug/L	5.0	0.81	1		08/05/20 15:11	103-65-1	
p-Isopropyltoluene	<0.80	ug/L	2.7	0.80	1		08/05/20 15:11	99-87-6	
sec-Butylbenzene	<0.85	ug/L	5.0	0.85	1		08/05/20 15:11	135-98-8	
tert-Butylbenzene	<0.30	ug/L	1.0	0.30	1		08/05/20 15:11	98-06-6	
trans-1,2-Dichloroethene	<0.46	ug/L	1.5	0.46	1		08/05/20 15:11	156-60-5	
trans-1,3-Dichloropropene	<4.4	ug/L	14.6	4.4	1		08/05/20 15:11	10061-02-6	
Surrogates									
4-Bromofluorobenzene (S)	101	%	70-130		1		08/05/20 15:11	460-00-4	
Dibromofluoromethane (S)	105	%	70-130		1		08/05/20 15:11	1868-53-7	
Toluene-d8 (S)	104	%	70-130		1		08/05/20 15:11	2037-26-5	

REPORT OF LABORATORY ANALYSIS

This report shall not be reproduced, except in full,
without the written consent of Pace Analytical Services, LLC.

ANALYTICAL RESULTS

Project: TOWN OF ONALASKA LANDFILL
Pace Project No.: 40212257

Sample: MW-4S DUP **Lab ID: 40212257026** Collected: 07/27/20 17:20 Received: 08/04/20 10:00 Matrix: Water

Parameters	Results	Units	LOQ	LOD	DF	Prepared	Analyzed	CAS No.	Qual
6010 MET ICP, Dissolved									
Analytical Method: EPA 6010 Preparation Method: EPA 3010									
Pace Analytical Services - Green Bay									
Arsenic, Dissolved	<8.3	ug/L	25.0	8.3	1	08/06/20 12:45	08/07/20 09:54	7440-38-2	
Barium, Dissolved	243	ug/L	5.0	1.5	1	08/06/20 12:45	08/07/20 09:54	7440-39-3	
Cadmium, Dissolved	<1.3	ug/L	5.0	1.3	1	08/06/20 12:45	08/07/20 09:54	7440-43-9	
Cobalt, Dissolved	<1.4	ug/L	5.0	1.4	1	08/06/20 12:45	08/07/20 09:54	7440-48-4	
Iron, Dissolved	9790	ug/L	117	35.2	1	08/06/20 12:45	08/07/20 09:54	7439-89-6	
Lead, Dissolved	<5.9	ug/L	19.7	5.9	1	08/06/20 12:45	08/07/20 09:54	7439-92-1	
Manganese, Dissolved	686	ug/L	5.1	1.5	1	08/06/20 12:45	08/07/20 09:54	7439-96-5	
Vanadium, Dissolved	<2.6	ug/L	10.0	2.6	1	08/06/20 12:45	08/07/20 09:54	7440-62-2	
7470 Mercury, Dissolved									
Analytical Method: EPA 7470 Preparation Method: EPA 7470									
Pace Analytical Services - Green Bay									
Mercury, Dissolved	<0.066	ug/L	0.20	0.066	1	08/10/20 10:35	08/11/20 09:38	7439-97-6	
8260 MSV									
Analytical Method: EPA 8260									
Pace Analytical Services - Green Bay									
1,1,1-Trichloroethane	<0.24	ug/L	1.0	0.24	1		08/05/20 15:32	71-55-6	
1,1,2,2-Tetrachloroethane	<0.28	ug/L	1.0	0.28	1		08/05/20 15:32	79-34-5	
1,1,2-Trichloroethane	<0.55	ug/L	5.0	0.55	1		08/05/20 15:32	79-00-5	
1,1-Dichloroethane	<0.27	ug/L	1.0	0.27	1		08/05/20 15:32	75-34-3	
1,1-Dichloroethene	<0.24	ug/L	1.0	0.24	1		08/05/20 15:32	75-35-4	
1,2,4-Trimethylbenzene	312	ug/L	14.0	4.2	5		08/06/20 10:02	95-63-6	
1,2-Dibromo-3-chloropropane	<1.8	ug/L	5.9	1.8	1		08/05/20 15:32	96-12-8	
1,2-Dibromoethane (EDB)	<0.83	ug/L	2.8	0.83	1		08/05/20 15:32	106-93-4	
1,2-Dichlorobenzene	<0.71	ug/L	2.4	0.71	1		08/05/20 15:32	95-50-1	
1,2-Dichloroethane	<0.28	ug/L	1.0	0.28	1		08/05/20 15:32	107-06-2	
1,2-Dichloropropane	<0.28	ug/L	1.0	0.28	1		08/05/20 15:32	78-87-5	
1,3,5-Trimethylbenzene	<0.87	ug/L	2.9	0.87	1		08/05/20 15:32	108-67-8	
1,3-Dichlorobenzene	<0.63	ug/L	2.1	0.63	1		08/05/20 15:32	541-73-1	
1,4-Dichlorobenzene	<0.94	ug/L	3.1	0.94	1		08/05/20 15:32	106-46-7	
2-Butanone (MEK)	<2.9	ug/L	20.0	2.9	1		08/05/20 15:32	78-93-3	
2-Hexanone	<5.2	ug/L	17.4	5.2	1		08/05/20 15:32	591-78-6	
4-Methyl-2-pentanone (MIBK)	<4.6	ug/L	15.5	4.6	1		08/05/20 15:32	108-10-1	
Acetone	3.3J	ug/L	20.0	2.7	1		08/05/20 15:32	67-64-1	
Benzene	<0.25	ug/L	1.0	0.25	1		08/05/20 15:32	71-43-2	
Bromodichloromethane	<0.36	ug/L	1.2	0.36	1		08/05/20 15:32	75-27-4	
Bromoform	<4.0	ug/L	13.2	4.0	1		08/05/20 15:32	75-25-2	
Bromomethane	<0.97	ug/L	5.0	0.97	1		08/05/20 15:32	74-83-9	
Carbon disulfide	<0.45	ug/L	1.5	0.45	1		08/05/20 15:32	75-15-0	
Carbon tetrachloride	<1.1	ug/L	3.6	1.1	1		08/05/20 15:32	56-23-5	
Chlorobenzene	<0.71	ug/L	2.4	0.71	1		08/05/20 15:32	108-90-7	
Chloroethane	<1.3	ug/L	5.0	1.3	1		08/05/20 15:32	75-00-3	
Chloroform	<1.3	ug/L	5.0	1.3	1		08/05/20 15:32	67-66-3	
Chloromethane	<2.2	ug/L	7.3	2.2	1		08/05/20 15:32	74-87-3	
Dibromochloromethane	<2.6	ug/L	8.7	2.6	1		08/05/20 15:32	124-48-1	
Dibromomethane	<0.94	ug/L	3.1	0.94	1		08/05/20 15:32	74-95-3	

REPORT OF LABORATORY ANALYSIS

This report shall not be reproduced, except in full,
without the written consent of Pace Analytical Services, LLC.

ANALYTICAL RESULTS

Project: TOWN OF ONALASKA LANDFILL
Pace Project No.: 40212257

Sample: MW-4S DUP **Lab ID: 40212257026** Collected: 07/27/20 17:20 Received: 08/04/20 10:00 Matrix: Water

Parameters	Results	Units	LOQ	LOD	DF	Prepared	Analyzed	CAS No.	Qual
8260 MSV									
Analytical Method: EPA 8260									
Pace Analytical Services - Green Bay									
Dichlorodifluoromethane	<0.50	ug/L	5.0	0.50	1		08/05/20 15:32	75-71-8	
Ethylbenzene	<0.32	ug/L	1.1	0.32	1		08/05/20 15:32	100-41-4	
Hexachloro-1,3-butadiene	<1.5	ug/L	4.9	1.5	1		08/05/20 15:32	87-68-3	
Isopropylbenzene (Cumene)	6.3	ug/L	5.6	1.7	1		08/05/20 15:32	98-82-8	
Methyl-tert-butyl ether	<1.2	ug/L	4.2	1.2	1		08/05/20 15:32	1634-04-4	
Methylene Chloride	<0.58	ug/L	5.0	0.58	1		08/05/20 15:32	75-09-2	
Naphthalene	2.6J	ug/L	5.0	1.2	1		08/05/20 15:32	91-20-3	
Styrene	<3.0	ug/L	10.0	3.0	1		08/05/20 15:32	100-42-5	
Tetrachloroethene	<0.33	ug/L	1.1	0.33	1		08/05/20 15:32	127-18-4	
Tetrahydrofuran	<2.3	ug/L	20.0	2.3	1		08/05/20 15:32	109-99-9	
Toluene	<0.27	ug/L	0.90	0.27	1		08/05/20 15:32	108-88-3	
Trichloroethene	<0.26	ug/L	1.0	0.26	1		08/05/20 15:32	79-01-6	
Trichlorofluoromethane	<0.21	ug/L	1.0	0.21	1		08/05/20 15:32	75-69-4	
Vinyl chloride	<0.17	ug/L	1.0	0.17	1		08/05/20 15:32	75-01-4	
Xylene (Total)	2.3J	ug/L	3.0	1.5	1		08/05/20 15:32	1330-20-7	
cis-1,2-Dichloroethene	<0.27	ug/L	1.0	0.27	1		08/05/20 15:32	156-59-2	
cis-1,3-Dichloropropene	<3.6	ug/L	12.1	3.6	1		08/05/20 15:32	10061-01-5	
n-Butylbenzene	6.2	ug/L	2.4	0.71	1		08/05/20 15:32	104-51-8	
n-Propylbenzene	15.3	ug/L	5.0	0.81	1		08/05/20 15:32	103-65-1	
p-Isopropyltoluene	9.9	ug/L	2.7	0.80	1		08/05/20 15:32	99-87-6	
sec-Butylbenzene	14.9	ug/L	5.0	0.85	1		08/05/20 15:32	135-98-8	
tert-Butylbenzene	1.5	ug/L	1.0	0.30	1		08/05/20 15:32	98-06-6	
trans-1,2-Dichloroethene	<0.46	ug/L	1.5	0.46	1		08/05/20 15:32	156-60-5	
trans-1,3-Dichloropropene	<4.4	ug/L	14.6	4.4	1		08/05/20 15:32	10061-02-6	
Surrogates									
4-Bromofluorobenzene (S)	104	%	70-130		1		08/05/20 15:32	460-00-4	
Dibromofluoromethane (S)	112	%	70-130		1		08/05/20 15:32	1868-53-7	
Toluene-d8 (S)	100	%	70-130		1		08/05/20 15:32	2037-26-5	
310.2 Alkalinity									
Analytical Method: EPA 310.2									
Pace Analytical Services - Green Bay									
Alkalinity, Total as CaCO3	219	mg/L	24.8	7.4	1		08/10/20 11:06		
Total Organic Carbon									
Analytical Method: EPA 9060									
Pace Analytical Services - Green Bay									
Total Organic Carbon	2.2	mg/L	0.50	0.085	1		08/10/20 12:35	7440-44-0	
Total Organic Carbon	2.2	mg/L	0.50	0.085	1		08/10/20 12:35	7440-44-0	
Total Organic Carbon	2.2	mg/L	0.50	0.085	1		08/10/20 12:35	7440-44-0	
Total Organic Carbon	2.3	mg/L	0.50	0.085	1		08/10/20 12:35	7440-44-0	
Mean Total Organic Carbon	2.2	mg/L	0.50	0.085	1		08/10/20 12:35	7440-44-0	

REPORT OF LABORATORY ANALYSIS

This report shall not be reproduced, except in full,
without the written consent of Pace Analytical Services, LLC.

ANALYTICAL RESULTS

Project: TOWN OF ONALASKA LANDFILL

Pace Project No.: 40212257

Sample: MW-16M DUP **Lab ID: 40212257027** Collected: 07/29/20 17:30 Received: 08/04/20 10:00 Matrix: Water

Parameters	Results	Units	LOQ	LOD	DF	Prepared	Analyzed	CAS No.	Qual
6010 MET ICP, Dissolved									
Analytical Method: EPA 6010 Preparation Method: EPA 3010									
Pace Analytical Services - Green Bay									
Arsenic, Dissolved	22.8J	ug/L	25.0	8.3	1	08/06/20 12:45	08/07/20 09:57	7440-38-2	
Barium, Dissolved	973	ug/L	5.0	1.5	1	08/06/20 12:45	08/07/20 09:57	7440-39-3	
Cadmium, Dissolved	<1.3	ug/L	5.0	1.3	1	08/06/20 12:45	08/07/20 09:57	7440-43-9	
Cobalt, Dissolved	1.5J	ug/L	5.0	1.4	1	08/06/20 12:45	08/07/20 09:57	7440-48-4	
Iron, Dissolved	14300	ug/L	117	35.2	1	08/06/20 12:45	08/07/20 09:57	7439-89-6	
Lead, Dissolved	<5.9	ug/L	19.7	5.9	1	08/06/20 12:45	08/07/20 09:57	7439-92-1	
Manganese, Dissolved	882	ug/L	5.1	1.5	1	08/06/20 12:45	08/07/20 09:57	7439-96-5	
Vanadium, Dissolved	<2.6	ug/L	10.0	2.6	1	08/06/20 12:45	08/07/20 09:57	7440-62-2	
7470 Mercury, Dissolved									
Analytical Method: EPA 7470 Preparation Method: EPA 7470									
Pace Analytical Services - Green Bay									
Mercury, Dissolved	<0.066	ug/L	0.20	0.066	1	08/10/20 10:35	08/11/20 09:40	7439-97-6	
8260 MSV									
Analytical Method: EPA 8260									
Pace Analytical Services - Green Bay									
1,1,1-Trichloroethane	<0.24	ug/L	1.0	0.24	1		08/05/20 15:54	71-55-6	
1,1,2,2-Tetrachloroethane	<0.28	ug/L	1.0	0.28	1		08/05/20 15:54	79-34-5	
1,1,2-Trichloroethane	<0.55	ug/L	5.0	0.55	1		08/05/20 15:54	79-00-5	
1,1-Dichloroethane	<0.27	ug/L	1.0	0.27	1		08/05/20 15:54	75-34-3	
1,1-Dichloroethene	<0.24	ug/L	1.0	0.24	1		08/05/20 15:54	75-35-4	
1,2,4-Trimethylbenzene	<0.84	ug/L	2.8	0.84	1		08/05/20 15:54	95-63-6	
1,2-Dibromo-3-chloropropane	<1.8	ug/L	5.9	1.8	1		08/05/20 15:54	96-12-8	
1,2-Dibromoethane (EDB)	<0.83	ug/L	2.8	0.83	1		08/05/20 15:54	106-93-4	
1,2-Dichlorobenzene	<0.71	ug/L	2.4	0.71	1		08/05/20 15:54	95-50-1	
1,2-Dichloroethane	<0.28	ug/L	1.0	0.28	1		08/05/20 15:54	107-06-2	
1,2-Dichloropropane	<0.28	ug/L	1.0	0.28	1		08/05/20 15:54	78-87-5	
1,3,5-Trimethylbenzene	<0.87	ug/L	2.9	0.87	1		08/05/20 15:54	108-67-8	
1,3-Dichlorobenzene	<0.63	ug/L	2.1	0.63	1		08/05/20 15:54	541-73-1	
1,4-Dichlorobenzene	<0.94	ug/L	3.1	0.94	1		08/05/20 15:54	106-46-7	
2-Butanone (MEK)	<2.9	ug/L	20.0	2.9	1		08/05/20 15:54	78-93-3	
2-Hexanone	<5.2	ug/L	17.4	5.2	1		08/05/20 15:54	591-78-6	
4-Methyl-2-pentanone (MIBK)	<4.6	ug/L	15.5	4.6	1		08/05/20 15:54	108-10-1	
Acetone	5.7J	ug/L	20.0	2.7	1		08/05/20 15:54	67-64-1	
Benzene	10.0	ug/L	1.0	0.25	1		08/05/20 15:54	71-43-2	
Bromodichloromethane	<0.36	ug/L	1.2	0.36	1		08/05/20 15:54	75-27-4	
Bromoform	<4.0	ug/L	13.2	4.0	1		08/05/20 15:54	75-25-2	
Bromomethane	<0.97	ug/L	5.0	0.97	1		08/05/20 15:54	74-83-9	
Carbon disulfide	<0.45	ug/L	1.5	0.45	1		08/05/20 15:54	75-15-0	
Carbon tetrachloride	<1.1	ug/L	3.6	1.1	1		08/05/20 15:54	56-23-5	
Chlorobenzene	<0.71	ug/L	2.4	0.71	1		08/05/20 15:54	108-90-7	
Chloroethane	<1.3	ug/L	5.0	1.3	1		08/05/20 15:54	75-00-3	
Chloroform	<1.3	ug/L	5.0	1.3	1		08/05/20 15:54	67-66-3	
Chloromethane	<2.2	ug/L	7.3	2.2	1		08/05/20 15:54	74-87-3	
Dibromochloromethane	<2.6	ug/L	8.7	2.6	1		08/05/20 15:54	124-48-1	
Dibromomethane	<0.94	ug/L	3.1	0.94	1		08/05/20 15:54	74-95-3	

REPORT OF LABORATORY ANALYSIS

This report shall not be reproduced, except in full,
without the written consent of Pace Analytical Services, LLC.

ANALYTICAL RESULTS

Project: TOWN OF ONALASKA LANDFILL
Pace Project No.: 40212257

Sample: MW-16M DUP **Lab ID: 40212257027** Collected: 07/29/20 17:30 Received: 08/04/20 10:00 Matrix: Water

Parameters	Results	Units	LOQ	LOD	DF	Prepared	Analyzed	CAS No.	Qual
8260 MSV									
Analytical Method: EPA 8260									
Pace Analytical Services - Green Bay									
Dichlorodifluoromethane	<0.50	ug/L	5.0	0.50	1		08/05/20 15:54	75-71-8	
Ethylbenzene	<0.32	ug/L	1.1	0.32	1		08/05/20 15:54	100-41-4	
Hexachloro-1,3-butadiene	<1.5	ug/L	4.9	1.5	1		08/05/20 15:54	87-68-3	
Isopropylbenzene (Cumene)	<1.7	ug/L	5.6	1.7	1		08/05/20 15:54	98-82-8	
Methyl-tert-butyl ether	<1.2	ug/L	4.2	1.2	1		08/05/20 15:54	1634-04-4	
Methylene Chloride	<0.58	ug/L	5.0	0.58	1		08/05/20 15:54	75-09-2	
Naphthalene	<1.2	ug/L	5.0	1.2	1		08/05/20 15:54	91-20-3	
Styrene	<3.0	ug/L	10.0	3.0	1		08/05/20 15:54	100-42-5	
Tetrachloroethene	<0.33	ug/L	1.1	0.33	1		08/05/20 15:54	127-18-4	
Tetrahydrofuran	<2.3	ug/L	20.0	2.3	1		08/05/20 15:54	109-99-9	
Toluene	0.90	ug/L	0.90	0.27	1		08/05/20 15:54	108-88-3	
Trichloroethene	<0.26	ug/L	1.0	0.26	1		08/05/20 15:54	79-01-6	
Trichlorofluoromethane	<0.21	ug/L	1.0	0.21	1		08/05/20 15:54	75-69-4	
Vinyl chloride	0.60J	ug/L	1.0	0.17	1		08/05/20 15:54	75-01-4	
Xylene (Total)	<1.5	ug/L	3.0	1.5	1		08/05/20 15:54	1330-20-7	
cis-1,2-Dichloroethene	<0.27	ug/L	1.0	0.27	1		08/05/20 15:54	156-59-2	
cis-1,3-Dichloropropene	<3.6	ug/L	12.1	3.6	1		08/05/20 15:54	10061-01-5	
n-Butylbenzene	<0.71	ug/L	2.4	0.71	1		08/05/20 15:54	104-51-8	
n-Propylbenzene	<0.81	ug/L	5.0	0.81	1		08/05/20 15:54	103-65-1	
p-Isopropyltoluene	<0.80	ug/L	2.7	0.80	1		08/05/20 15:54	99-87-6	
sec-Butylbenzene	<0.85	ug/L	5.0	0.85	1		08/05/20 15:54	135-98-8	
tert-Butylbenzene	<0.30	ug/L	1.0	0.30	1		08/05/20 15:54	98-06-6	
trans-1,2-Dichloroethene	<0.46	ug/L	1.5	0.46	1		08/05/20 15:54	156-60-5	
trans-1,3-Dichloropropene	<4.4	ug/L	14.6	4.4	1		08/05/20 15:54	10061-02-6	
Surrogates									
4-Bromofluorobenzene (S)	100	%	70-130		1		08/05/20 15:54	460-00-4	
Dibromofluoromethane (S)	111	%	70-130		1		08/05/20 15:54	1868-53-7	
Toluene-d8 (S)	104	%	70-130		1		08/05/20 15:54	2037-26-5	
310.2 Alkalinity									
Analytical Method: EPA 310.2									
Pace Analytical Services - Green Bay									
Alkalinity, Total as CaCO3	183	mg/L	24.8	7.4	1		08/10/20 11:43		
Total Organic Carbon									
Analytical Method: EPA 9060									
Pace Analytical Services - Green Bay									
Total Organic Carbon	4.5	mg/L	0.50	0.085	1		08/10/20 12:59	7440-44-0	
Total Organic Carbon	4.6	mg/L	0.50	0.085	1		08/10/20 12:59	7440-44-0	
Total Organic Carbon	4.6	mg/L	0.50	0.085	1		08/10/20 12:59	7440-44-0	
Total Organic Carbon	4.5	mg/L	0.50	0.085	1		08/10/20 12:59	7440-44-0	
Mean Total Organic Carbon	4.6	mg/L	0.50	0.085	1		08/10/20 12:59	7440-44-0	

REPORT OF LABORATORY ANALYSIS

This report shall not be reproduced, except in full,
without the written consent of Pace Analytical Services, LLC.

ANALYTICAL RESULTS

Project: TOWN OF ONALASKA LANDFILL
Pace Project No.: 40212257

Sample: TRIP BLANK **Lab ID: 40212257028** Collected: 07/27/20 10:00 Received: 08/04/20 10:00 Matrix: Water

Parameters	Results	Units	LOQ	LOD	DF	Prepared	Analyzed	CAS No.	Qual
8260 MSV									
Analytical Method: EPA 8260									
Pace Analytical Services - Green Bay									
1,1,1-Trichloroethane	<0.24	ug/L	1.0	0.24	1		08/05/20 16:58	71-55-6	
1,1,2,2-Tetrachloroethane	<0.28	ug/L	1.0	0.28	1		08/05/20 16:58	79-34-5	
1,1,2-Trichloroethane	<0.55	ug/L	5.0	0.55	1		08/05/20 16:58	79-00-5	
1,1-Dichloroethane	<0.27	ug/L	1.0	0.27	1		08/05/20 16:58	75-34-3	
1,1-Dichloroethene	<0.24	ug/L	1.0	0.24	1		08/05/20 16:58	75-35-4	
1,2,4-Trimethylbenzene	<0.84	ug/L	2.8	0.84	1		08/05/20 16:58	95-63-6	
1,2-Dibromo-3-chloropropane	<1.8	ug/L	5.9	1.8	1		08/05/20 16:58	96-12-8	
1,2-Dibromoethane (EDB)	<0.83	ug/L	2.8	0.83	1		08/05/20 16:58	106-93-4	
1,2-Dichlorobenzene	<0.71	ug/L	2.4	0.71	1		08/05/20 16:58	95-50-1	
1,2-Dichloroethane	<0.28	ug/L	1.0	0.28	1		08/05/20 16:58	107-06-2	
1,2-Dichloropropane	<0.28	ug/L	1.0	0.28	1		08/05/20 16:58	78-87-5	
1,3,5-Trimethylbenzene	<0.87	ug/L	2.9	0.87	1		08/05/20 16:58	108-67-8	
1,3-Dichlorobenzene	<0.63	ug/L	2.1	0.63	1		08/05/20 16:58	541-73-1	
1,4-Dichlorobenzene	<0.94	ug/L	3.1	0.94	1		08/05/20 16:58	106-46-7	
2-Butanone (MEK)	<2.9	ug/L	20.0	2.9	1		08/05/20 16:58	78-93-3	
2-Hexanone	<5.2	ug/L	17.4	5.2	1		08/05/20 16:58	591-78-6	
4-Methyl-2-pentanone (MIBK)	<4.6	ug/L	15.5	4.6	1		08/05/20 16:58	108-10-1	
Acetone	<2.7	ug/L	20.0	2.7	1		08/05/20 16:58	67-64-1	
Benzene	<0.25	ug/L	1.0	0.25	1		08/05/20 16:58	71-43-2	
Bromodichloromethane	<0.36	ug/L	1.2	0.36	1		08/05/20 16:58	75-27-4	
Bromoform	<4.0	ug/L	13.2	4.0	1		08/05/20 16:58	75-25-2	
Bromomethane	<0.97	ug/L	5.0	0.97	1		08/05/20 16:58	74-83-9	
Carbon disulfide	<0.45	ug/L	1.5	0.45	1		08/05/20 16:58	75-15-0	
Carbon tetrachloride	<1.1	ug/L	3.6	1.1	1		08/05/20 16:58	56-23-5	
Chlorobenzene	<0.71	ug/L	2.4	0.71	1		08/05/20 16:58	108-90-7	
Chloroethane	<1.3	ug/L	5.0	1.3	1		08/05/20 16:58	75-00-3	
Chloroform	<1.3	ug/L	5.0	1.3	1		08/05/20 16:58	67-66-3	
Chloromethane	<2.2	ug/L	7.3	2.2	1		08/05/20 16:58	74-87-3	
Dibromochloromethane	<2.6	ug/L	8.7	2.6	1		08/05/20 16:58	124-48-1	
Dibromomethane	<0.94	ug/L	3.1	0.94	1		08/05/20 16:58	74-95-3	
Dichlorodifluoromethane	<0.50	ug/L	5.0	0.50	1		08/05/20 16:58	75-71-8	
Ethylbenzene	<0.32	ug/L	1.1	0.32	1		08/05/20 16:58	100-41-4	
Hexachloro-1,3-butadiene	<1.5	ug/L	4.9	1.5	1		08/05/20 16:58	87-68-3	
Isopropylbenzene (Cumene)	<1.7	ug/L	5.6	1.7	1		08/05/20 16:58	98-82-8	
Methyl-tert-butyl ether	<1.2	ug/L	4.2	1.2	1		08/05/20 16:58	1634-04-4	
Methylene Chloride	<0.58	ug/L	5.0	0.58	1		08/05/20 16:58	75-09-2	
Naphthalene	<1.2	ug/L	5.0	1.2	1		08/05/20 16:58	91-20-3	
Styrene	<3.0	ug/L	10.0	3.0	1		08/05/20 16:58	100-42-5	
Tetrachloroethene	<0.33	ug/L	1.1	0.33	1		08/05/20 16:58	127-18-4	
Tetrahydrofuran	<2.3	ug/L	20.0	2.3	1		08/05/20 16:58	109-99-9	
Toluene	<0.27	ug/L	0.90	0.27	1		08/05/20 16:58	108-88-3	
Trichloroethene	<0.26	ug/L	1.0	0.26	1		08/05/20 16:58	79-01-6	
Trichlorofluoromethane	<0.21	ug/L	1.0	0.21	1		08/05/20 16:58	75-69-4	
Vinyl chloride	<0.17	ug/L	1.0	0.17	1		08/05/20 16:58	75-01-4	
Xylene (Total)	<1.5	ug/L	3.0	1.5	1		08/05/20 16:58	1330-20-7	

REPORT OF LABORATORY ANALYSIS

This report shall not be reproduced, except in full,
without the written consent of Pace Analytical Services, LLC.

ANALYTICAL RESULTS

Project: TOWN OF ONALASKA LANDFILL

Pace Project No.: 40212257

Sample: TRIP BLANK **Lab ID: 40212257028** Collected: 07/27/20 10:00 Received: 08/04/20 10:00 Matrix: Water

Parameters	Results	Units	LOQ	LOD	DF	Prepared	Analyzed	CAS No.	Qual
8260 MSV									
Analytical Method: EPA 8260									
Pace Analytical Services - Green Bay									
cis-1,2-Dichloroethene	<0.27	ug/L	1.0	0.27	1		08/05/20 16:58	156-59-2	
cis-1,3-Dichloropropene	<3.6	ug/L	12.1	3.6	1		08/05/20 16:58	10061-01-5	
n-Butylbenzene	<0.71	ug/L	2.4	0.71	1		08/05/20 16:58	104-51-8	
n-Propylbenzene	<0.81	ug/L	5.0	0.81	1		08/05/20 16:58	103-65-1	
p-Isopropyltoluene	<0.80	ug/L	2.7	0.80	1		08/05/20 16:58	99-87-6	
sec-Butylbenzene	<0.85	ug/L	5.0	0.85	1		08/05/20 16:58	135-98-8	
tert-Butylbenzene	<0.30	ug/L	1.0	0.30	1		08/05/20 16:58	98-06-6	
trans-1,2-Dichloroethene	<0.46	ug/L	1.5	0.46	1		08/05/20 16:58	156-60-5	
trans-1,3-Dichloropropene	<4.4	ug/L	14.6	4.4	1		08/05/20 16:58	10061-02-6	
Surrogates									
4-Bromofluorobenzene (S)	97	%	70-130		1		08/05/20 16:58	460-00-4	HS
Dibromofluoromethane (S)	113	%	70-130		1		08/05/20 16:58	1868-53-7	
Toluene-d8 (S)	101	%	70-130		1		08/05/20 16:58	2037-26-5	

REPORT OF LABORATORY ANALYSIS

This report shall not be reproduced, except in full,
without the written consent of Pace Analytical Services, LLC.

ANALYTICAL RESULTS

Project: TOWN OF ONALASKA LANDFILL

Pace Project No.: 40212257

Sample: MW-17S **Lab ID: 40212257029** Collected: 07/27/20 14:50 Received: 08/04/20 10:00 Matrix: Water

Parameters	Results	Units	LOQ	LOD	DF	Prepared	Analyzed	CAS No.	Qual
6010 MET ICP, Dissolved									
Analytical Method: EPA 6010 Preparation Method: EPA 3010									
Pace Analytical Services - Green Bay									
Arsenic, Dissolved	<8.3	ug/L	25.0	8.3	1	08/06/20 12:45	08/07/20 10:04	7440-38-2	
Barium, Dissolved	172	ug/L	5.0	1.5	1	08/06/20 12:45	08/07/20 10:04	7440-39-3	
Cadmium, Dissolved	<1.3	ug/L	5.0	1.3	1	08/06/20 12:45	08/07/20 10:04	7440-43-9	
Cobalt, Dissolved	<1.4	ug/L	5.0	1.4	1	08/06/20 12:45	08/07/20 10:04	7440-48-4	
Iron, Dissolved	9680	ug/L	117	35.2	1	08/06/20 12:45	08/07/20 10:04	7439-89-6	
Lead, Dissolved	<5.9	ug/L	19.7	5.9	1	08/06/20 12:45	08/07/20 10:04	7439-92-1	
Manganese, Dissolved	1160	ug/L	5.1	1.5	1	08/06/20 12:45	08/07/20 10:04	7439-96-5	
Vanadium, Dissolved	<2.6	ug/L	10.0	2.6	1	08/06/20 12:45	08/07/20 10:04	7440-62-2	
7470 Mercury, Dissolved									
Analytical Method: EPA 7470 Preparation Method: EPA 7470									
Pace Analytical Services - Green Bay									
Mercury, Dissolved	<0.066	ug/L	0.20	0.066	1	08/10/20 10:35	08/11/20 09:43	7439-97-6	
8260 MSV									
Analytical Method: EPA 8260									
Pace Analytical Services - Green Bay									
1,1,1-Trichloroethane	<1.2	ug/L	5.0	1.2	5		08/05/20 13:23	71-55-6	
1,1,2,2-Tetrachloroethane	<1.4	ug/L	5.0	1.4	5		08/05/20 13:23	79-34-5	
1,1,2-Trichloroethane	<2.8	ug/L	25.0	2.8	5		08/05/20 13:23	79-00-5	
1,1-Dichloroethane	<1.4	ug/L	5.0	1.4	5		08/05/20 13:23	75-34-3	
1,1-Dichloroethene	<1.2	ug/L	5.0	1.2	5		08/05/20 13:23	75-35-4	
1,2,4-Trimethylbenzene	1190	ug/L	14.0	4.2	5		08/05/20 13:23	95-63-6	
1,2-Dibromo-3-chloropropane	<8.8	ug/L	29.4	8.8	5		08/05/20 13:23	96-12-8	
1,2-Dibromoethane (EDB)	<4.1	ug/L	13.8	4.1	5		08/05/20 13:23	106-93-4	
1,2-Dichlorobenzene	<3.5	ug/L	11.8	3.5	5		08/05/20 13:23	95-50-1	
1,2-Dichloroethane	<1.4	ug/L	5.0	1.4	5		08/05/20 13:23	107-06-2	
1,2-Dichloropropane	<1.4	ug/L	5.0	1.4	5		08/05/20 13:23	78-87-5	
1,3,5-Trimethylbenzene	<4.4	ug/L	14.6	4.4	5		08/05/20 13:23	108-67-8	
1,3-Dichlorobenzene	<3.1	ug/L	10.5	3.1	5		08/05/20 13:23	541-73-1	
1,4-Dichlorobenzene	<4.7	ug/L	15.7	4.7	5		08/05/20 13:23	106-46-7	
2-Butanone (MEK)	<14.7	ug/L	100	14.7	5		08/05/20 13:23	78-93-3	
2-Hexanone	<26.0	ug/L	86.8	26.0	5		08/05/20 13:23	591-78-6	
4-Methyl-2-pentanone (MIBK)	<23.2	ug/L	77.3	23.2	5		08/05/20 13:23	108-10-1	
Acetone	<13.7	ug/L	100	13.7	5		08/05/20 13:23	67-64-1	
Benzene	20.3	ug/L	5.0	1.2	5		08/05/20 13:23	71-43-2	
Bromodichloromethane	<1.8	ug/L	6.1	1.8	5		08/05/20 13:23	75-27-4	
Bromoform	<19.9	ug/L	66.2	19.9	5		08/05/20 13:23	75-25-2	
Bromomethane	<4.9	ug/L	25.0	4.9	5		08/05/20 13:23	74-83-9	
Carbon disulfide	<2.2	ug/L	7.5	2.2	5		08/05/20 13:23	75-15-0	
Carbon tetrachloride	<5.4	ug/L	17.9	5.4	5		08/05/20 13:23	56-23-5	
Chlorobenzene	<3.6	ug/L	11.8	3.6	5		08/05/20 13:23	108-90-7	
Chloroethane	<6.7	ug/L	25.0	6.7	5		08/05/20 13:23	75-00-3	
Chloroform	<6.4	ug/L	25.0	6.4	5		08/05/20 13:23	67-66-3	
Chloromethane	<10.9	ug/L	36.5	10.9	5		08/05/20 13:23	74-87-3	
Dibromochloromethane	<13.0	ug/L	43.4	13.0	5		08/05/20 13:23	124-48-1	
Dibromomethane	<4.7	ug/L	15.6	4.7	5		08/05/20 13:23	74-95-3	

REPORT OF LABORATORY ANALYSIS

This report shall not be reproduced, except in full,
without the written consent of Pace Analytical Services, LLC.

ANALYTICAL RESULTS

Project: TOWN OF ONALASKA LANDFILL
Pace Project No.: 40212257

Sample: MW-17S **Lab ID: 40212257029** Collected: 07/27/20 14:50 Received: 08/04/20 10:00 Matrix: Water

Parameters	Results	Units	LOQ	LOD	DF	Prepared	Analyzed	CAS No.	Qual
8260 MSV									
Analytical Method: EPA 8260									
Pace Analytical Services - Green Bay									
Dichlorodifluoromethane	<2.5	ug/L	25.0	2.5	5		08/05/20 13:23	75-71-8	
Ethylbenzene	<1.6	ug/L	5.3	1.6	5		08/05/20 13:23	100-41-4	
Hexachloro-1,3-butadiene	<7.3	ug/L	24.4	7.3	5		08/05/20 13:23	87-68-3	
Isopropylbenzene (Cumene)	10.5J	ug/L	28.1	8.4	5		08/05/20 13:23	98-82-8	
Methyl-tert-butyl ether	<6.2	ug/L	20.8	6.2	5		08/05/20 13:23	1634-04-4	
Methylene Chloride	<2.9	ug/L	25.0	2.9	5		08/05/20 13:23	75-09-2	
Naphthalene	7.7J	ug/L	25.0	5.9	5		08/05/20 13:23	91-20-3	
Styrene	<15.0	ug/L	50.2	15.0	5		08/05/20 13:23	100-42-5	
Tetrachloroethene	<1.6	ug/L	5.4	1.6	5		08/05/20 13:23	127-18-4	
Tetrahydrofuran	<11.6	ug/L	100	11.6	5		08/05/20 13:23	109-99-9	
Toluene	3.5J	ug/L	4.5	1.3	5		08/05/20 13:23	108-88-3	
Trichloroethene	<1.3	ug/L	5.0	1.3	5		08/05/20 13:23	79-01-6	
Trichlorofluoromethane	<1.1	ug/L	5.0	1.1	5		08/05/20 13:23	75-69-4	
Vinyl chloride	<0.87	ug/L	5.0	0.87	5		08/05/20 13:23	75-01-4	
Xylene (Total)	<7.5	ug/L	15.0	7.5	5		08/05/20 13:23	1330-20-7	
cis-1,2-Dichloroethene	<1.4	ug/L	5.0	1.4	5		08/05/20 13:23	156-59-2	
cis-1,3-Dichloropropene	<18.1	ug/L	60.5	18.1	5		08/05/20 13:23	10061-01-5	
n-Butylbenzene	6.7J	ug/L	11.8	3.5	5		08/05/20 13:23	104-51-8	
n-Propylbenzene	24.8J	ug/L	25.0	4.1	5		08/05/20 13:23	103-65-1	
p-Isopropyltoluene	16.6	ug/L	13.3	4.0	5		08/05/20 13:23	99-87-6	
sec-Butylbenzene	20.0J	ug/L	25.0	4.2	5		08/05/20 13:23	135-98-8	
tert-Butylbenzene	8.7	ug/L	5.1	1.5	5		08/05/20 13:23	98-06-6	
trans-1,2-Dichloroethene	<2.3	ug/L	7.7	2.3	5		08/05/20 13:23	156-60-5	
trans-1,3-Dichloropropene	<21.9	ug/L	72.8	21.9	5		08/05/20 13:23	10061-02-6	
Surrogates									
4-Bromofluorobenzene (S)	102	%	70-130		5		08/05/20 13:23	460-00-4	
Dibromofluoromethane (S)	112	%	70-130		5		08/05/20 13:23	1868-53-7	
Toluene-d8 (S)	100	%	70-130		5		08/05/20 13:23	2037-26-5	
Field Data									
Analytical Method:									
Pace Analytical Services - Green Bay									
Field Specific Conductance	330	umhos/cm			1		07/27/20 14:50		
Oxygen, Dissolved	0.66	mg/L			1		07/27/20 14:50	7782-44-7	
REDOX	-78.1	mV			1		07/27/20 14:50		
Static Water Level	645.02	feet			1		07/27/20 14:50		
Temperature, Water (C)	11.18	deg C			1		07/27/20 14:50		
310.2 Alkalinity									
Analytical Method: EPA 310.2									
Pace Analytical Services - Green Bay									
Alkalinity, Total as CaCO3	230	mg/L	24.8	7.4	1		08/10/20 11:10		
Total Organic Carbon									
Analytical Method: EPA 9060									
Pace Analytical Services - Green Bay									
Total Organic Carbon	1.8	mg/L	0.50	0.085	1		08/10/20 13:21	7440-44-0	
Total Organic Carbon	1.9	mg/L	0.50	0.085	1		08/10/20 13:21	7440-44-0	

REPORT OF LABORATORY ANALYSIS

This report shall not be reproduced, except in full,
without the written consent of Pace Analytical Services, LLC.

ANALYTICAL RESULTS

Project: TOWN OF ONALASKA LANDFILL

Pace Project No.: 40212257

Sample: MW-17S **Lab ID: 40212257029** Collected: 07/27/20 14:50 Received: 08/04/20 10:00 Matrix: Water

Parameters	Results	Units	LOQ	LOD	DF	Prepared	Analyzed	CAS No.	Qual
Total Organic Carbon		Analytical Method: EPA 9060 Pace Analytical Services - Green Bay							
Total Organic Carbon	1.9	mg/L	0.50	0.085	1		08/10/20 13:21	7440-44-0	
Total Organic Carbon	1.9	mg/L	0.50	0.085	1		08/10/20 13:21	7440-44-0	
Mean Total Organic Carbon	1.9	mg/L	0.50	0.085	1		08/10/20 13:21	7440-44-0	

REPORT OF LABORATORY ANALYSIS

This report shall not be reproduced, except in full,
without the written consent of Pace Analytical Services, LLC.

ANALYTICAL RESULTS

Project: TOWN OF ONALASKA LANDFILL
Sample Project No.: 40212257

Sample: MW-1SR **Lab ID: 40212257030** Collected: 07/31/20 09:20 Received: 08/04/20 10:00 Matrix: Water

Parameters	Results	Units	LOQ	LOD	DF	Prepared	Analyzed	CAS No.	Qual
6010 MET ICP, Dissolved									
Analytical Method: EPA 6010 Preparation Method: EPA 3010 Pace Analytical Services - Green Bay									
Arsenic, Dissolved	<8.3	ug/L	25.0	8.3	1	08/06/20 12:45	08/07/20 10:06	7440-38-2	
Barium, Dissolved	33.0	ug/L	5.0	1.5	1	08/06/20 12:45	08/07/20 10:06	7440-39-3	
Cadmium, Dissolved	<1.3	ug/L	5.0	1.3	1	08/06/20 12:45	08/07/20 10:06	7440-43-9	
Cobalt, Dissolved	<1.4	ug/L	5.0	1.4	1	08/06/20 12:45	08/07/20 10:06	7440-48-4	
Iron, Dissolved	47.2J	ug/L	117	35.2	1	08/06/20 12:45	08/07/20 10:06	7439-89-6	
Lead, Dissolved	<5.9	ug/L	19.7	5.9	1	08/06/20 12:45	08/07/20 10:06	7439-92-1	
Manganese, Dissolved	65.2	ug/L	5.1	1.5	1	08/06/20 12:45	08/07/20 10:06	7439-96-5	
Vanadium, Dissolved	<2.6	ug/L	10.0	2.6	1	08/06/20 12:45	08/07/20 10:06	7440-62-2	
7470 Mercury, Dissolved									
Analytical Method: EPA 7470 Preparation Method: EPA 7470 Pace Analytical Services - Green Bay									
Mercury, Dissolved	<0.066	ug/L	0.20	0.066	1	08/10/20 10:35	08/11/20 09:45	7439-97-6	
Field Data									
Analytical Method: Pace Analytical Services - Green Bay									
Field pH	6.77	Std. Units			1		07/31/20 09:20		
Field Specific Conductance	222	umhos/cm			1		07/31/20 09:20		
Oxygen, Dissolved	0.58	mg/L			1		07/31/20 09:20	7782-44-7	
REDOX	29.6	mV			1		07/31/20 09:20		
Static Water Level	645.31	feet			1		07/31/20 09:20		
Temperature, Water (C)	11.46	deg C			1		07/31/20 09:20		
310.2 Alkalinity									
Analytical Method: EPA 310.2 Pace Analytical Services - Green Bay									
Alkalinity, Total as CaCO3	140	mg/L	24.8	7.4	1		08/10/20 11:44		
Total Organic Carbon									
Analytical Method: EPA 9060 Pace Analytical Services - Green Bay									
Total Organic Carbon	2.5	mg/L	0.50	0.085	1		08/10/20 13:45	7440-44-0	
Total Organic Carbon	2.5	mg/L	0.50	0.085	1		08/10/20 13:45	7440-44-0	
Total Organic Carbon	2.5	mg/L	0.50	0.085	1		08/10/20 13:45	7440-44-0	
Total Organic Carbon	2.5	mg/L	0.50	0.085	1		08/10/20 13:45	7440-44-0	
Mean Total Organic Carbon	2.5	mg/L	0.50	0.085	1		08/10/20 13:45	7440-44-0	

REPORT OF LABORATORY ANALYSIS

This report shall not be reproduced, except in full,
without the written consent of Pace Analytical Services, LLC.

ANALYTICAL RESULTS

Project: TOWN OF ONALASKA LANDFILL
 Pace Project No.: 40212257

Sample: MW-2S **Lab ID: 40212257031** Collected: 07/31/20 08:20 Received: 08/04/20 10:00 Matrix: Water

Parameters	Results	Units	LOQ	LOD	DF	Prepared	Analyzed	CAS No.	Qual
6010 MET ICP, Dissolved									
Analytical Method: EPA 6010 Preparation Method: EPA 3010 Pace Analytical Services - Green Bay									
Arsenic, Dissolved	<8.3	ug/L	25.0	8.3	1	08/06/20 12:45	08/07/20 10:09	7440-38-2	
Barium, Dissolved	160	ug/L	5.0	1.5	1	08/06/20 12:45	08/07/20 10:09	7440-39-3	
Cadmium, Dissolved	<1.3	ug/L	5.0	1.3	1	08/06/20 12:45	08/07/20 10:09	7440-43-9	
Cobalt, Dissolved	<1.4	ug/L	5.0	1.4	1	08/06/20 12:45	08/07/20 10:09	7440-48-4	
Iron, Dissolved	39300	ug/L	117	35.2	1	08/06/20 12:45	08/07/20 10:09	7439-89-6	
Lead, Dissolved	<5.9	ug/L	19.7	5.9	1	08/06/20 12:45	08/07/20 10:09	7439-92-1	
Manganese, Dissolved	1100	ug/L	5.1	1.5	1	08/06/20 12:45	08/07/20 10:09	7439-96-5	
Vanadium, Dissolved	<2.6	ug/L	10.0	2.6	1	08/06/20 12:45	08/07/20 10:09	7440-62-2	
7470 Mercury, Dissolved									
Analytical Method: EPA 7470 Preparation Method: EPA 7470 Pace Analytical Services - Green Bay									
Mercury, Dissolved	<0.066	ug/L	0.20	0.066	1	08/10/20 10:35	08/11/20 09:47	7439-97-6	
Field Data									
Analytical Method: Pace Analytical Services - Green Bay									
Field pH	6.29	Std. Units			1		07/31/20 08:20		
Field Specific Conductance	440	umhos/cm			1		07/31/20 08:20		
Oxygen, Dissolved	0.43	mg/L			1		07/31/20 08:20	7782-44-7	
REDOX	29.9	mV			1		07/31/20 08:20		
Static Water Level	645.33	feet			1		07/31/20 08:20		
Temperature, Water (C)	10.50	deg C			1		07/31/20 08:20		
310.2 Alkalinity									
Analytical Method: EPA 310.2 Pace Analytical Services - Green Bay									
Alkalinity, Total as CaCO3	251	mg/L	24.8	7.4	1		08/10/20 11:45		
Total Organic Carbon									
Analytical Method: EPA 9060 Pace Analytical Services - Green Bay									
Total Organic Carbon	5.8	mg/L	0.50	0.085	1		08/10/20 14:07	7440-44-0	
Total Organic Carbon	5.8	mg/L	0.50	0.085	1		08/10/20 14:07	7440-44-0	
Total Organic Carbon	5.9	mg/L	0.50	0.085	1		08/10/20 14:07	7440-44-0	
Total Organic Carbon	6.0	mg/L	0.50	0.085	1		08/10/20 14:07	7440-44-0	
Mean Total Organic Carbon	5.9	mg/L	0.50	0.085	1		08/10/20 14:07	7440-44-0	

REPORT OF LABORATORY ANALYSIS

This report shall not be reproduced, except in full,
without the written consent of Pace Analytical Services, LLC.

ANALYTICAL RESULTS

Project: TOWN OF ONALASKA LANDFILL
 Pace Project No.: 40212257

Sample: MW-2M **Lab ID: 40212257032** Collected: 07/31/20 08:35 Received: 08/04/20 10:00 Matrix: Water

Parameters	Results	Units	LOQ	LOD	DF	Prepared	Analyzed	CAS No.	Qual
6010 MET ICP, Dissolved									
Analytical Method: EPA 6010 Preparation Method: EPA 3010 Pace Analytical Services - Green Bay									
Arsenic, Dissolved	17.0J	ug/L	25.0	8.3	1	08/06/20 12:45	08/07/20 10:11	7440-38-2	
Barium, Dissolved	541	ug/L	5.0	1.5	1	08/06/20 12:45	08/07/20 10:11	7440-39-3	
Cadmium, Dissolved	<1.3	ug/L	5.0	1.3	1	08/06/20 12:45	08/07/20 10:11	7440-43-9	
Cobalt, Dissolved	1.5J	ug/L	5.0	1.4	1	08/06/20 12:45	08/07/20 10:11	7440-48-4	
Iron, Dissolved	10200	ug/L	117	35.2	1	08/06/20 12:45	08/07/20 10:11	7439-89-6	
Lead, Dissolved	<5.9	ug/L	19.7	5.9	1	08/06/20 12:45	08/07/20 10:11	7439-92-1	
Manganese, Dissolved	893	ug/L	5.1	1.5	1	08/06/20 12:45	08/07/20 10:11	7439-96-5	
Vanadium, Dissolved	<2.6	ug/L	10.0	2.6	1	08/06/20 12:45	08/07/20 10:11	7440-62-2	
7470 Mercury, Dissolved									
Analytical Method: EPA 7470 Preparation Method: EPA 7470 Pace Analytical Services - Green Bay									
Mercury, Dissolved	<0.066	ug/L	0.20	0.066	1	08/18/20 07:30	08/18/20 10:51	7439-97-6	
Field Data									
Analytical Method: Pace Analytical Services - Green Bay									
Field pH	7.05	Std. Units			1		07/31/20 08:35		
Field Specific Conductance	221	umhos/cm			1		07/31/20 08:35		
Oxygen, Dissolved	0.24	mg/L			1		07/31/20 08:35	7782-44-7	
REDOX	31.1	mV			1		07/31/20 08:35		
Static Water Level	645.30	feet			1		07/31/20 08:35		
Temperature, Water (C)	10.75	deg C			1		07/31/20 08:35		
310.2 Alkalinity									
Analytical Method: EPA 310.2 Pace Analytical Services - Green Bay									
Alkalinity, Total as CaCO3	126	mg/L	24.8	7.4	1		08/10/20 11:46		
Total Organic Carbon									
Analytical Method: EPA 9060 Pace Analytical Services - Green Bay									
Total Organic Carbon	4.7	mg/L	0.50	0.085	1		08/10/20 14:31	7440-44-0	
Total Organic Carbon	4.7	mg/L	0.50	0.085	1		08/10/20 14:31	7440-44-0	
Total Organic Carbon	4.6	mg/L	0.50	0.085	1		08/10/20 14:31	7440-44-0	
Total Organic Carbon	4.7	mg/L	0.50	0.085	1		08/10/20 14:31	7440-44-0	
Mean Total Organic Carbon	4.7	mg/L	0.50	0.085	1		08/10/20 14:31	7440-44-0	

REPORT OF LABORATORY ANALYSIS

This report shall not be reproduced, except in full,
without the written consent of Pace Analytical Services, LLC.

ANALYTICAL RESULTS

Project: TOWN OF ONALASKA LANDFILL

Pace Project No.: 40212257

Sample: PW-2 **Lab ID: 40212257033** Collected: 07/31/20 09:10 Received: 08/04/20 10:00 Matrix: Water

Parameters	Results	Units	LOQ	LOD	DF	Prepared	Analyzed	CAS No.	Qual
6010 MET ICP									
Analytical Method: EPA 6010 Preparation Method: EPA 3010									
Pace Analytical Services - Green Bay									
Arsenic	<8.3	ug/L	25.0	8.3	1	08/12/20 05:38	08/13/20 15:29	7440-38-2	
Barium	86.8	ug/L	5.0	1.5	1	08/12/20 05:38	08/13/20 15:29	7440-39-3	
Cadmium	<1.3	ug/L	5.0	1.3	1	08/12/20 05:38	08/13/20 15:29	7440-43-9	
Cobalt	<1.4	ug/L	5.0	1.4	1	08/12/20 05:38	08/13/20 15:29	7440-48-4	
Iron	75.5J	ug/L	117	35.2	1	08/12/20 05:38	08/13/20 15:29	7439-89-6	
Lead	<5.9	ug/L	19.7	5.9	1	08/12/20 05:38	08/13/20 15:29	7439-92-1	
Manganese	50.8	ug/L	5.1	1.5	1	08/12/20 05:38	08/13/20 15:29	7439-96-5	
Vanadium	<2.6	ug/L	10.0	2.6	1	08/12/20 05:38	08/13/20 15:29	7440-62-2	
7470 Mercury									
Analytical Method: EPA 7470 Preparation Method: EPA 7470									
Pace Analytical Services - Green Bay									
Mercury	<0.066	ug/L	0.20	0.066	1	08/07/20 09:50	08/10/20 08:30	7439-97-6	
8260 MSV									
Analytical Method: EPA 8260									
Pace Analytical Services - Green Bay									
1,1,1-Trichloroethane	<0.24	ug/L	1.0	0.24	1		08/05/20 16:15	71-55-6	
1,1,2,2-Tetrachloroethane	<0.28	ug/L	1.0	0.28	1		08/05/20 16:15	79-34-5	
1,1,2-Trichloroethane	<0.55	ug/L	5.0	0.55	1		08/05/20 16:15	79-00-5	
1,1-Dichloroethane	<0.27	ug/L	1.0	0.27	1		08/05/20 16:15	75-34-3	
1,1-Dichloroethene	<0.24	ug/L	1.0	0.24	1		08/05/20 16:15	75-35-4	
1,2,4-Trimethylbenzene	<0.84	ug/L	2.8	0.84	1		08/05/20 16:15	95-63-6	
1,2-Dibromo-3-chloropropane	<1.8	ug/L	5.9	1.8	1		08/05/20 16:15	96-12-8	
1,2-Dibromoethane (EDB)	<0.83	ug/L	2.8	0.83	1		08/05/20 16:15	106-93-4	
1,2-Dichlorobenzene	<0.71	ug/L	2.4	0.71	1		08/05/20 16:15	95-50-1	
1,2-Dichloroethane	<0.28	ug/L	1.0	0.28	1		08/05/20 16:15	107-06-2	
1,2-Dichloropropane	<0.28	ug/L	1.0	0.28	1		08/05/20 16:15	78-87-5	
1,3,5-Trimethylbenzene	<0.87	ug/L	2.9	0.87	1		08/05/20 16:15	108-67-8	
1,3-Dichlorobenzene	<0.63	ug/L	2.1	0.63	1		08/05/20 16:15	541-73-1	
1,4-Dichlorobenzene	<0.94	ug/L	3.1	0.94	1		08/05/20 16:15	106-46-7	
2-Butanone (MEK)	<2.9	ug/L	20.0	2.9	1		08/05/20 16:15	78-93-3	
2-Hexanone	<5.2	ug/L	17.4	5.2	1		08/05/20 16:15	591-78-6	
4-Methyl-2-pentanone (MIBK)	<4.6	ug/L	15.5	4.6	1		08/05/20 16:15	108-10-1	
Acetone	<2.7	ug/L	20.0	2.7	1		08/05/20 16:15	67-64-1	
Benzene	<0.25	ug/L	1.0	0.25	1		08/05/20 16:15	71-43-2	
Bromodichloromethane	<0.36	ug/L	1.2	0.36	1		08/05/20 16:15	75-27-4	
Bromoform	<4.0	ug/L	13.2	4.0	1		08/05/20 16:15	75-25-2	
Bromomethane	<0.97	ug/L	5.0	0.97	1		08/05/20 16:15	74-83-9	
Carbon disulfide	<0.45	ug/L	1.5	0.45	1		08/05/20 16:15	75-15-0	
Carbon tetrachloride	<1.1	ug/L	3.6	1.1	1		08/05/20 16:15	56-23-5	
Chlorobenzene	<0.71	ug/L	2.4	0.71	1		08/05/20 16:15	108-90-7	
Chloroethane	<1.3	ug/L	5.0	1.3	1		08/05/20 16:15	75-00-3	
Chloroform	<1.3	ug/L	5.0	1.3	1		08/05/20 16:15	67-66-3	
Chloromethane	<2.2	ug/L	7.3	2.2	1		08/05/20 16:15	74-87-3	
Dibromochloromethane	<2.6	ug/L	8.7	2.6	1		08/05/20 16:15	124-48-1	
Dibromomethane	<0.94	ug/L	3.1	0.94	1		08/05/20 16:15	74-95-3	

REPORT OF LABORATORY ANALYSIS

This report shall not be reproduced, except in full,
without the written consent of Pace Analytical Services, LLC.

ANALYTICAL RESULTS

Project: TOWN OF ONALASKA LANDFILL

Project No.: 40212257

Sample: PW-2 **Lab ID: 40212257033** Collected: 07/31/20 09:10 Received: 08/04/20 10:00 Matrix: Water

Parameters	Results	Units	LOQ	LOD	DF	Prepared	Analyzed	CAS No.	Qual
8260 MSV									
Analytical Method: EPA 8260									
Pace Analytical Services - Green Bay									
Dichlorodifluoromethane	<0.50	ug/L	5.0	0.50	1		08/05/20 16:15	75-71-8	
Ethylbenzene	<0.32	ug/L	1.1	0.32	1		08/05/20 16:15	100-41-4	
Hexachloro-1,3-butadiene	<1.5	ug/L	4.9	1.5	1		08/05/20 16:15	87-68-3	
Isopropylbenzene (Cumene)	<1.7	ug/L	5.6	1.7	1		08/05/20 16:15	98-82-8	
Methyl-tert-butyl ether	<1.2	ug/L	4.2	1.2	1		08/05/20 16:15	1634-04-4	
Methylene Chloride	<0.58	ug/L	5.0	0.58	1		08/05/20 16:15	75-09-2	
Naphthalene	<1.2	ug/L	5.0	1.2	1		08/05/20 16:15	91-20-3	
Styrene	<3.0	ug/L	10.0	3.0	1		08/05/20 16:15	100-42-5	
Tetrachloroethene	<0.33	ug/L	1.1	0.33	1		08/05/20 16:15	127-18-4	
Tetrahydrofuran	<2.3	ug/L	20.0	2.3	1		08/05/20 16:15	109-99-9	
Toluene	<0.27	ug/L	0.90	0.27	1		08/05/20 16:15	108-88-3	
Trichloroethene	<0.26	ug/L	1.0	0.26	1		08/05/20 16:15	79-01-6	
Trichlorofluoromethane	<0.21	ug/L	1.0	0.21	1		08/05/20 16:15	75-69-4	
Vinyl chloride	<0.17	ug/L	1.0	0.17	1		08/05/20 16:15	75-01-4	
Xylene (Total)	<1.5	ug/L	3.0	1.5	1		08/05/20 16:15	1330-20-7	
cis-1,2-Dichloroethene	<0.27	ug/L	1.0	0.27	1		08/05/20 16:15	156-59-2	
cis-1,3-Dichloropropene	<3.6	ug/L	12.1	3.6	1		08/05/20 16:15	10061-01-5	
n-Butylbenzene	<0.71	ug/L	2.4	0.71	1		08/05/20 16:15	104-51-8	
n-Propylbenzene	<0.81	ug/L	5.0	0.81	1		08/05/20 16:15	103-65-1	
p-Isopropyltoluene	<0.80	ug/L	2.7	0.80	1		08/05/20 16:15	99-87-6	
sec-Butylbenzene	<0.85	ug/L	5.0	0.85	1		08/05/20 16:15	135-98-8	
tert-Butylbenzene	<0.30	ug/L	1.0	0.30	1		08/05/20 16:15	98-06-6	
trans-1,2-Dichloroethene	<0.46	ug/L	1.5	0.46	1		08/05/20 16:15	156-60-5	
trans-1,3-Dichloropropene	<4.4	ug/L	14.6	4.4	1		08/05/20 16:15	10061-02-6	
Surrogates									
4-Bromofluorobenzene (S)	96	%	70-130		1		08/05/20 16:15	460-00-4	
Dibromofluoromethane (S)	112	%	70-130		1		08/05/20 16:15	1868-53-7	
Toluene-d8 (S)	98	%	70-130		1		08/05/20 16:15	2037-26-5	

REPORT OF LABORATORY ANALYSIS

This report shall not be reproduced, except in full,
without the written consent of Pace Analytical Services, LLC.

ANALYTICAL RESULTS

Project: TOWN OF ONALASKA LANDFILL

Pace Project No.: 40212257

Sample: PW-4 **Lab ID: 40212257034** Collected: 07/31/20 09:00 Received: 08/04/20 10:00 Matrix: Water

Parameters	Results	Units	LOQ	LOD	DF	Prepared	Analyzed	CAS No.	Qual
6010 MET ICP									
Analytical Method: EPA 6010 Preparation Method: EPA 3010									
Pace Analytical Services - Green Bay									
Arsenic	<8.3	ug/L	25.0	8.3	1	08/12/20 05:38	08/13/20 15:31	7440-38-2	
Barium	19.9	ug/L	5.0	1.5	1	08/12/20 05:38	08/13/20 15:31	7440-39-3	
Cadmium	<1.3	ug/L	5.0	1.3	1	08/12/20 05:38	08/13/20 15:31	7440-43-9	
Cobalt	<1.4	ug/L	5.0	1.4	1	08/12/20 05:38	08/13/20 15:31	7440-48-4	
Iron	2920	ug/L	117	35.2	1	08/12/20 05:38	08/13/20 15:31	7439-89-6	
Lead	<5.9	ug/L	19.7	5.9	1	08/12/20 05:38	08/13/20 15:31	7439-92-1	
Manganese	87.7	ug/L	5.1	1.5	1	08/12/20 05:38	08/13/20 15:31	7439-96-5	
Vanadium	<2.6	ug/L	10.0	2.6	1	08/12/20 05:38	08/13/20 15:31	7440-62-2	
7470 Mercury									
Analytical Method: EPA 7470 Preparation Method: EPA 7470									
Pace Analytical Services - Green Bay									
Mercury	<0.066	ug/L	0.20	0.066	1	08/07/20 09:50	08/10/20 08:32	7439-97-6	
8260 MSV									
Analytical Method: EPA 8260									
Pace Analytical Services - Green Bay									
1,1,1-Trichloroethane	<0.24	ug/L	1.0	0.24	1		08/05/20 16:37	71-55-6	
1,1,2,2-Tetrachloroethane	<0.28	ug/L	1.0	0.28	1		08/05/20 16:37	79-34-5	
1,1,2-Trichloroethane	<0.55	ug/L	5.0	0.55	1		08/05/20 16:37	79-00-5	
1,1-Dichloroethane	<0.27	ug/L	1.0	0.27	1		08/05/20 16:37	75-34-3	
1,1-Dichloroethene	<0.24	ug/L	1.0	0.24	1		08/05/20 16:37	75-35-4	
1,2,4-Trimethylbenzene	<0.84	ug/L	2.8	0.84	1		08/05/20 16:37	95-63-6	
1,2-Dibromo-3-chloropropane	<1.8	ug/L	5.9	1.8	1		08/05/20 16:37	96-12-8	
1,2-Dibromoethane (EDB)	<0.83	ug/L	2.8	0.83	1		08/05/20 16:37	106-93-4	
1,2-Dichlorobenzene	<0.71	ug/L	2.4	0.71	1		08/05/20 16:37	95-50-1	
1,2-Dichloroethane	<0.28	ug/L	1.0	0.28	1		08/05/20 16:37	107-06-2	
1,2-Dichloropropane	<0.28	ug/L	1.0	0.28	1		08/05/20 16:37	78-87-5	
1,3,5-Trimethylbenzene	<0.87	ug/L	2.9	0.87	1		08/05/20 16:37	108-67-8	
1,3-Dichlorobenzene	<0.63	ug/L	2.1	0.63	1		08/05/20 16:37	541-73-1	
1,4-Dichlorobenzene	<0.94	ug/L	3.1	0.94	1		08/05/20 16:37	106-46-7	
2-Butanone (MEK)	<2.9	ug/L	20.0	2.9	1		08/05/20 16:37	78-93-3	
2-Hexanone	<5.2	ug/L	17.4	5.2	1		08/05/20 16:37	591-78-6	
4-Methyl-2-pentanone (MIBK)	<4.6	ug/L	15.5	4.6	1		08/05/20 16:37	108-10-1	
Acetone	<2.7	ug/L	20.0	2.7	1		08/05/20 16:37	67-64-1	
Benzene	<0.25	ug/L	1.0	0.25	1		08/05/20 16:37	71-43-2	
Bromodichloromethane	<0.36	ug/L	1.2	0.36	1		08/05/20 16:37	75-27-4	
Bromoform	<4.0	ug/L	13.2	4.0	1		08/05/20 16:37	75-25-2	
Bromomethane	<0.97	ug/L	5.0	0.97	1		08/05/20 16:37	74-83-9	
Carbon disulfide	<0.45	ug/L	1.5	0.45	1		08/05/20 16:37	75-15-0	
Carbon tetrachloride	<1.1	ug/L	3.6	1.1	1		08/05/20 16:37	56-23-5	
Chlorobenzene	<0.71	ug/L	2.4	0.71	1		08/05/20 16:37	108-90-7	
Chloroethane	<1.3	ug/L	5.0	1.3	1		08/05/20 16:37	75-00-3	
Chloroform	<1.3	ug/L	5.0	1.3	1		08/05/20 16:37	67-66-3	
Chloromethane	<2.2	ug/L	7.3	2.2	1		08/05/20 16:37	74-87-3	
Dibromochloromethane	<2.6	ug/L	8.7	2.6	1		08/05/20 16:37	124-48-1	
Dibromomethane	<0.94	ug/L	3.1	0.94	1		08/05/20 16:37	74-95-3	

REPORT OF LABORATORY ANALYSIS

This report shall not be reproduced, except in full,
without the written consent of Pace Analytical Services, LLC.

ANALYTICAL RESULTS

Project: TOWN OF ONALASKA LANDFILL

Pace Project No.: 40212257

Sample: PW-4 **Lab ID: 40212257034** Collected: 07/31/20 09:00 Received: 08/04/20 10:00 Matrix: Water

Parameters	Results	Units	LOQ	LOD	DF	Prepared	Analyzed	CAS No.	Qual
8260 MSV									
Analytical Method: EPA 8260									
Pace Analytical Services - Green Bay									
Dichlorodifluoromethane	<0.50	ug/L	5.0	0.50	1		08/05/20 16:37	75-71-8	
Ethylbenzene	<0.32	ug/L	1.1	0.32	1		08/05/20 16:37	100-41-4	
Hexachloro-1,3-butadiene	<1.5	ug/L	4.9	1.5	1		08/05/20 16:37	87-68-3	
Isopropylbenzene (Cumene)	<1.7	ug/L	5.6	1.7	1		08/05/20 16:37	98-82-8	
Methyl-tert-butyl ether	<1.2	ug/L	4.2	1.2	1		08/05/20 16:37	1634-04-4	
Methylene Chloride	<0.58	ug/L	5.0	0.58	1		08/05/20 16:37	75-09-2	
Naphthalene	<1.2	ug/L	5.0	1.2	1		08/05/20 16:37	91-20-3	
Styrene	<3.0	ug/L	10.0	3.0	1		08/05/20 16:37	100-42-5	
Tetrachloroethene	<0.33	ug/L	1.1	0.33	1		08/05/20 16:37	127-18-4	
Tetrahydrofuran	<2.3	ug/L	20.0	2.3	1		08/05/20 16:37	109-99-9	
Toluene	<0.27	ug/L	0.90	0.27	1		08/05/20 16:37	108-88-3	
Trichloroethene	<0.26	ug/L	1.0	0.26	1		08/05/20 16:37	79-01-6	
Trichlorofluoromethane	<0.21	ug/L	1.0	0.21	1		08/05/20 16:37	75-69-4	
Vinyl chloride	<0.17	ug/L	1.0	0.17	1		08/05/20 16:37	75-01-4	
Xylene (Total)	<1.5	ug/L	3.0	1.5	1		08/05/20 16:37	1330-20-7	
cis-1,2-Dichloroethene	<0.27	ug/L	1.0	0.27	1		08/05/20 16:37	156-59-2	
cis-1,3-Dichloropropene	<3.6	ug/L	12.1	3.6	1		08/05/20 16:37	10061-01-5	
n-Butylbenzene	<0.71	ug/L	2.4	0.71	1		08/05/20 16:37	104-51-8	
n-Propylbenzene	<0.81	ug/L	5.0	0.81	1		08/05/20 16:37	103-65-1	
p-Isopropyltoluene	<0.80	ug/L	2.7	0.80	1		08/05/20 16:37	99-87-6	
sec-Butylbenzene	<0.85	ug/L	5.0	0.85	1		08/05/20 16:37	135-98-8	
tert-Butylbenzene	<0.30	ug/L	1.0	0.30	1		08/05/20 16:37	98-06-6	
trans-1,2-Dichloroethene	<0.46	ug/L	1.5	0.46	1		08/05/20 16:37	156-60-5	
trans-1,3-Dichloropropene	<4.4	ug/L	14.6	4.4	1		08/05/20 16:37	10061-02-6	
Surrogates									
4-Bromofluorobenzene (S)	98	%	70-130		1		08/05/20 16:37	460-00-4	
Dibromofluoromethane (S)	109	%	70-130		1		08/05/20 16:37	1868-53-7	
Toluene-d8 (S)	101	%	70-130		1		08/05/20 16:37	2037-26-5	

REPORT OF LABORATORY ANALYSIS

This report shall not be reproduced, except in full,
without the written consent of Pace Analytical Services, LLC.

ANALYTICAL RESULTS

Project: TOWN OF ONALASKA LANDFILL
Pace Project No.: 40212257

Sample: MW-2S DUP **Lab ID: 40212257035** Collected: 07/31/20 08:25 Received: 08/04/20 10:00 Matrix: Water

Parameters	Results	Units	LOQ	LOD	DF	Prepared	Analyzed	CAS No.	Qual
6010 MET ICP, Dissolved									
Analytical Method: EPA 6010 Preparation Method: EPA 3010 Pace Analytical Services - Green Bay									
Arsenic, Dissolved	<8.3	ug/L	25.0	8.3	1	08/06/20 12:45	08/07/20 10:13	7440-38-2	
Barium, Dissolved	171	ug/L	5.0	1.5	1	08/06/20 12:45	08/07/20 10:13	7440-39-3	
Cadmium, Dissolved	<1.3	ug/L	5.0	1.3	1	08/06/20 12:45	08/07/20 10:13	7440-43-9	
Cobalt, Dissolved	<1.4	ug/L	5.0	1.4	1	08/06/20 12:45	08/07/20 10:13	7440-48-4	
Iron, Dissolved	41700	ug/L	117	35.2	1	08/06/20 12:45	08/07/20 10:13	7439-89-6	
Lead, Dissolved	<5.9	ug/L	19.7	5.9	1	08/06/20 12:45	08/07/20 10:13	7439-92-1	
Manganese, Dissolved	1170	ug/L	5.1	1.5	1	08/06/20 12:45	08/07/20 10:13	7439-96-5	
Vanadium, Dissolved	<2.6	ug/L	10.0	2.6	1	08/06/20 12:45	08/07/20 10:13	7440-62-2	
7470 Mercury, Dissolved									
Analytical Method: EPA 7470 Preparation Method: EPA 7470 Pace Analytical Services - Green Bay									
Mercury, Dissolved	<0.066	ug/L	0.20	0.066	1	08/18/20 07:30	08/18/20 10:58	7439-97-6	
310.2 Alkalinity									
Analytical Method: EPA 310.2 Pace Analytical Services - Green Bay									
Alkalinity, Total as CaCO3	251	mg/L	24.8	7.4	1		08/10/20 11:55		
Total Organic Carbon									
Analytical Method: EPA 9060 Pace Analytical Services - Green Bay									
Total Organic Carbon	5.6	mg/L	0.50	0.085	1		08/10/20 15:14	7440-44-0	
Total Organic Carbon	5.7	mg/L	0.50	0.085	1		08/10/20 15:14	7440-44-0	
Total Organic Carbon	5.8	mg/L	0.50	0.085	1		08/10/20 15:14	7440-44-0	
Total Organic Carbon	5.9	mg/L	0.50	0.085	1		08/10/20 15:14	7440-44-0	
Mean Total Organic Carbon	5.7	mg/L	0.50	0.085	1		08/10/20 15:14	7440-44-0	

REPORT OF LABORATORY ANALYSIS

This report shall not be reproduced, except in full,
without the written consent of Pace Analytical Services, LLC.



ANALYTICAL RESULTS

Project: TOWN OF ONALASKA LANDFILL
 Pace Project No.: 40212257

Sample: MW-1SR DUP Lab ID: 40212257036 Collected: 07/31/20 09:25 Received: 08/04/20 10:00 Matrix: Water

Parameters	Results	Units	LOQ	LOD	DF	Prepared	Analyzed	CAS No.	Qual
6010 MET ICP, Dissolved									
Analytical Method: EPA 6010 Preparation Method: EPA 3010									
Pace Analytical Services - Green Bay									
Arsenic, Dissolved	<8.3	ug/L	25.0	8.3	1	08/06/20 12:45	08/07/20 10:16	7440-38-2	
Barium, Dissolved	32.6	ug/L	5.0	1.5	1	08/06/20 12:45	08/07/20 10:16	7440-39-3	
Cadmium, Dissolved	<1.3	ug/L	5.0	1.3	1	08/06/20 12:45	08/07/20 10:16	7440-43-9	
Cobalt, Dissolved	<1.4	ug/L	5.0	1.4	1	08/06/20 12:45	08/07/20 10:16	7440-48-4	
Iron, Dissolved	51.6J	ug/L	117	35.2	1	08/06/20 12:45	08/07/20 10:16	7439-89-6	
Lead, Dissolved	<5.9	ug/L	19.7	5.9	1	08/06/20 12:45	08/07/20 10:16	7439-92-1	
Manganese, Dissolved	64.2	ug/L	5.1	1.5	1	08/06/20 12:45	08/07/20 10:16	7439-96-5	
Vanadium, Dissolved	<2.6	ug/L	10.0	2.6	1	08/06/20 12:45	08/07/20 10:16	7440-62-2	
7470 Mercury, Dissolved									
Analytical Method: EPA 7470 Preparation Method: EPA 7470									
Pace Analytical Services - Green Bay									
Mercury, Dissolved	<0.066	ug/L	0.20	0.066	1	08/18/20 07:30	08/18/20 11:00	7439-97-6	

REPORT OF LABORATORY ANALYSIS

This report shall not be reproduced, except in full,
 without the written consent of Pace Analytical Services, LLC.

QUALITY CONTROL DATA

Project: TOWN OF ONALASKA LANDFILL
Pace Project No.: 40212257

QC Batch: 362352 Analysis Method: EPA 7470
QC Batch Method: EPA 7470 Analysis Description: 7470 Mercury
Laboratory: Pace Analytical Services - Green Bay
Associated Lab Samples: 40212257023, 40212257024, 40212257025, 40212257033, 40212257034

METHOD BLANK: 2094543 Matrix: Water
Associated Lab Samples: 40212257023, 40212257024, 40212257025, 40212257033, 40212257034

Parameter	Units	Blank Result	Reporting Limit	Analyzed	Qualifiers
Mercury	ug/L	<0.066	0.20	08/10/20 07:53	

LABORATORY CONTROL SAMPLE: 2094544

Parameter	Units	Spike Conc.	LCS Result	LCS % Rec	% Rec Limits	Qualifiers
Mercury	ug/L	5	4.9	98	85-115	

MATRIX SPIKE & MATRIX SPIKE DUPLICATE: 2094545 2094546

Parameter	Units	2094545		2094546		MS % Rec	MSD % Rec	% Rec Limits	RPD	Max RPD	Qual
		40212289006 Result	MS Spike Conc.	MSD Spike Conc.	MS Result						
Mercury	ug/L	<0.20	5	5	4.9	4.6	97	92	85-115	5	20

Results presented on this page are in the units indicated by the "Units" column except where an alternate unit is presented to the right of the result.

REPORT OF LABORATORY ANALYSIS

This report shall not be reproduced, except in full,
without the written consent of Pace Analytical Services, LLC.

QUALITY CONTROL DATA

Project: TOWN OF ONALASKA LANDFILL
Pace Project No.: 40212257

QC Batch:	362353	Analysis Method:	EPA 7470
QC Batch Method:	EPA 7470	Analysis Description:	7470 Mercury Dissolved
		Laboratory:	Pace Analytical Services - Green Bay

Associated Lab Samples: 40212257001, 40212257002, 40212257003, 40212257004, 40212257005, 40212257006, 40212257007, 40212257008, 40212257009, 40212257010, 40212257011, 40212257012, 40212257013, 40212257014, 40212257015, 40212257016, 40212257017, 40212257018, 40212257019, 40212257020

METHOD BLANK: 2094547 Matrix: Water

Associated Lab Samples: 40212257001, 40212257002, 40212257003, 40212257004, 40212257005, 40212257006, 40212257007, 40212257008, 40212257009, 40212257010, 40212257011, 40212257012, 40212257013, 40212257014, 40212257015, 40212257016, 40212257017, 40212257018, 40212257019, 40212257020

Parameter	Units	Blank Result	Reporting Limit	Analyzed	Qualifiers
Mercury, Dissolved	ug/L	<0.066	0.20	08/10/20 08:55	

LABORATORY CONTROL SAMPLE: 2094548

Parameter	Units	Spike Conc.	LCS Result	LCS % Rec	% Rec Limits	Qualifiers
Mercury, Dissolved	ug/L	5	4.6	93	85-115	

MATRIX SPIKE & MATRIX SPIKE DUPLICATE: 2094549 2094550

Parameter	Units	40212257001 Result	MS Spike Conc.	MSD Spike Conc.	MS Result	MSD Result	MS % Rec	MSD % Rec	% Rec Limits	RPD	Max RPD	Qual
Mercury, Dissolved	ug/L	<0.066	5	5	4.9	4.9	99	97	85-115	1	20	

Results presented on this page are in the units indicated by the "Units" column except where an alternate unit is presented to the right of the result.

REPORT OF LABORATORY ANALYSIS

This report shall not be reproduced, except in full,
without the written consent of Pace Analytical Services, LLC.

QUALITY CONTROL DATA

Project: TOWN OF ONALASKA LANDFILL
Pace Project No.: 40212257

QC Batch: 362503 Analysis Method: EPA 7470
QC Batch Method: EPA 7470 Analysis Description: 7470 Mercury Dissolved
Laboratory: Pace Analytical Services - Green Bay
Associated Lab Samples: 40212257021, 40212257022, 40212257026, 40212257027, 40212257029, 40212257030, 40212257031

METHOD BLANK: 2095488 Matrix: Water
Associated Lab Samples: 40212257021, 40212257022, 40212257026, 40212257027, 40212257029, 40212257030, 40212257031

Parameter	Units	Blank Result	Reporting Limit	Analyzed	Qualifiers
Mercury, Dissolved	ug/L	<0.066	0.20	08/11/20 08:45	

LABORATORY CONTROL SAMPLE: 2095489

Parameter	Units	Spike Conc.	LCS Result	LCS % Rec	% Rec Limits	Qualifiers
Mercury, Dissolved	ug/L	5	5.1	102	85-115	

MATRIX SPIKE & MATRIX SPIKE DUPLICATE: 2095490 2095491

Parameter	Units	40212464002 Result	MS Spike Conc.	MSD Spike Conc.	MS Result	MSD Result	MS % Rec	MSD % Rec	% Rec Limits	RPD	Max RPD	Qual
Mercury, Dissolved	ug/L	<0.066	5	5	5.1	5.2	102	103	85-115	2	20	

Results presented on this page are in the units indicated by the "Units" column except where an alternate unit is presented to the right of the result.

REPORT OF LABORATORY ANALYSIS

This report shall not be reproduced, except in full,
without the written consent of Pace Analytical Services, LLC.

QUALITY CONTROL DATA

Project: TOWN OF ONALASKA LANDFILL
Pace Project No.: 40212257

QC Batch: 363186 Analysis Method: EPA 7470
QC Batch Method: EPA 7470 Analysis Description: 7470 Mercury Dissolved
Laboratory: Pace Analytical Services - Green Bay
Associated Lab Samples: 40212257032, 40212257035, 40212257036

METHOD BLANK: 2099527 Matrix: Water
Associated Lab Samples: 40212257032, 40212257035, 40212257036

Parameter	Units	Blank Result	Reporting Limit	Analyzed	Qualifiers
Mercury, Dissolved	ug/L	<0.066	0.20	08/18/20 10:46	

LABORATORY CONTROL SAMPLE: 2099528

Parameter	Units	Spike Conc.	LCS Result	LCS % Rec	% Rec Limits	Qualifiers
Mercury, Dissolved	ug/L	5	4.9	98	85-115	

MATRIX SPIKE & MATRIX SPIKE DUPLICATE: 2099529 2099530

Parameter	Units	2099529		2099530		MS % Rec	MSD % Rec	% Rec Limits	RPD	Max RPD	Qual	
		40212257032 Result	MS Spike Conc.	MSD Spike Conc.	MS Result							MSD Result
Mercury, Dissolved	ug/L	<0.066	5	5	5.0	4.8	100	95	85-115	5	20	

Results presented on this page are in the units indicated by the "Units" column except where an alternate unit is presented to the right of the result.

REPORT OF LABORATORY ANALYSIS

This report shall not be reproduced, except in full,
without the written consent of Pace Analytical Services, LLC.

QUALITY CONTROL DATA

Project: TOWN OF ONALASKA LANDFILL
Pace Project No.: 40212257

QC Batch: 362698 Analysis Method: EPA 6010
QC Batch Method: EPA 3010 Analysis Description: 6010 MET
Laboratory: Pace Analytical Services - Green Bay

Associated Lab Samples: 40212257023, 40212257024, 40212257025, 40212257033, 40212257034

METHOD BLANK: 2096103 Matrix: Water
Associated Lab Samples: 40212257023, 40212257024, 40212257025, 40212257033, 40212257034

Parameter	Units	Blank Result	Reporting Limit	Analyzed	Qualifiers
Arsenic	ug/L	<8.3	25.0	08/13/20 15:02	
Barium	ug/L	<1.5	5.0	08/13/20 15:02	
Cadmium	ug/L	<1.3	5.0	08/13/20 15:02	
Cobalt	ug/L	<1.4	5.0	08/13/20 15:02	
Iron	ug/L	<35.2	117	08/13/20 15:02	
Lead	ug/L	<5.9	19.7	08/13/20 15:02	
Manganese	ug/L	<1.5	5.1	08/13/20 15:02	
Vanadium	ug/L	<2.6	10.0	08/13/20 15:02	

LABORATORY CONTROL SAMPLE: 2096104

Parameter	Units	Spike Conc.	LCS Result	LCS % Rec	% Rec Limits	Qualifiers
Arsenic	ug/L	500	490	98	80-120	
Barium	ug/L	500	494	99	80-120	
Cadmium	ug/L	500	490	98	80-120	
Cobalt	ug/L	500	497	99	80-120	
Iron	ug/L	5000	5200	104	80-120	
Lead	ug/L	500	490	98	80-120	
Manganese	ug/L	500	520	104	80-120	
Vanadium	ug/L	500	513	103	80-120	

MATRIX SPIKE & MATRIX SPIKE DUPLICATE: 2096105 2096106

Parameter	Units	MS		MSD		MS Result	MSD Result	MS % Rec	MSD % Rec	% Rec Limits	RPD	Max RPD	Qual
		40212257023 Result	Spike Conc.	Spike Conc.	Conc.								
Arsenic	ug/L	<8.3	500	500	501	508	100	102	75-125	1	20		
Barium	ug/L	21.2	500	500	506	509	97	98	75-125	0	20		
Cadmium	ug/L	<1.3	500	500	497	500	99	100	75-125	1	20		
Cobalt	ug/L	<1.4	500	500	498	497	100	99	75-125	0	20		
Iron	ug/L	3560	5000	5000	8540	8560	99	100	75-125	0	20		
Lead	ug/L	<5.9	500	500	504	502	100	100	75-125	0	20		
Manganese	ug/L	112	500	500	595	596	97	97	75-125	0	20		
Vanadium	ug/L	<2.6	500	500	497	499	99	100	75-125	0	20		

Results presented on this page are in the units indicated by the "Units" column except where an alternate unit is presented to the right of the result.

REPORT OF LABORATORY ANALYSIS

This report shall not be reproduced, except in full,
without the written consent of Pace Analytical Services, LLC.

QUALITY CONTROL DATA

Project: TOWN OF ONALASKA LANDFILL
Pace Project No.: 40212257

QC Batch: 362262 Analysis Method: EPA 6010
QC Batch Method: EPA 3010 Analysis Description: 6010 MET Dissolved
Laboratory: Pace Analytical Services - Green Bay
Associated Lab Samples: 40212257001, 40212257002, 40212257003, 40212257004, 40212257005, 40212257006, 40212257007, 40212257008, 40212257009, 40212257010, 40212257011, 40212257012, 40212257013, 40212257014, 40212257015, 40212257016, 40212257017, 40212257018, 40212257019, 40212257020

METHOD BLANK: 2093834 Matrix: Water
Associated Lab Samples: 40212257001, 40212257002, 40212257003, 40212257004, 40212257005, 40212257006, 40212257007, 40212257008, 40212257009, 40212257010, 40212257011, 40212257012, 40212257013, 40212257014, 40212257015, 40212257016, 40212257017, 40212257018, 40212257019, 40212257020

Parameter	Units	Blank Result	Reporting Limit	Analyzed	Qualifiers
Arsenic, Dissolved	ug/L	<8.3	25.0	08/07/20 14:57	
Barium, Dissolved	ug/L	<1.5	5.0	08/07/20 14:57	
Cadmium, Dissolved	ug/L	<1.3	5.0	08/07/20 14:57	
Cobalt, Dissolved	ug/L	<1.4	5.0	08/07/20 14:57	
Iron, Dissolved	ug/L	<35.2	117	08/07/20 14:57	
Lead, Dissolved	ug/L	<5.9	19.7	08/07/20 14:57	
Manganese, Dissolved	ug/L	<1.5	5.1	08/07/20 14:57	
Vanadium, Dissolved	ug/L	<2.6	10.0	08/07/20 14:57	

LABORATORY CONTROL SAMPLE: 2093835

Parameter	Units	Spike Conc.	LCS Result	LCS % Rec	% Rec Limits	Qualifiers
Arsenic, Dissolved	ug/L	500	475	95	80-120	
Barium, Dissolved	ug/L	500	483	97	80-120	
Cadmium, Dissolved	ug/L	500	473	95	80-120	
Cobalt, Dissolved	ug/L	500	491	98	80-120	
Iron, Dissolved	ug/L	5000	5000	100	80-120	
Lead, Dissolved	ug/L	500	488	98	80-120	
Manganese, Dissolved	ug/L	500	501	100	80-120	
Vanadium, Dissolved	ug/L	500	499	100	80-120	

MATRIX SPIKE & MATRIX SPIKE DUPLICATE: 2093836 2093837

Parameter	Units	MS		MSD		MS % Rec	MSD % Rec	% Rec Limits	RPD	Max RPD	Qual
		40212257001 Result	Spike Conc.	Spike Conc.	Result						
Arsenic, Dissolved	ug/L	<8.3	500	500	512	490	102	97	75-125	4	20
Barium, Dissolved	ug/L	235	500	500	757	742	104	102	75-125	2	20
Cadmium, Dissolved	ug/L	<1.3	500	500	500	481	100	96	75-125	4	20
Cobalt, Dissolved	ug/L	<1.4	500	500	514	494	103	99	75-125	4	20
Iron, Dissolved	ug/L	9690	5000	5000	15400	15100	115	109	75-125	2	20
Lead, Dissolved	ug/L	<5.9	500	500	507	486	101	97	75-125	4	20
Manganese, Dissolved	ug/L	701	500	500	1280	1250	115	109	75-125	2	20
Vanadium, Dissolved	ug/L	<2.6	500	500	534	519	106	103	75-125	3	20

Results presented on this page are in the units indicated by the "Units" column except where an alternate unit is presented to the right of the result.

REPORT OF LABORATORY ANALYSIS

This report shall not be reproduced, except in full,
without the written consent of Pace Analytical Services, LLC.

QUALITY CONTROL DATA

Project: TOWN OF ONALASKA LANDFILL
Pace Project No.: 40212257

QC Batch: 362271 Analysis Method: EPA 6010
QC Batch Method: EPA 3010 Analysis Description: 6010 MET Dissolved
Laboratory: Pace Analytical Services - Green Bay
Associated Lab Samples: 40212257021, 40212257022, 40212257026, 40212257027, 40212257029, 40212257030, 40212257031, 40212257032, 40212257035, 40212257036

METHOD BLANK: 2093919 Matrix: Water
Associated Lab Samples: 40212257021, 40212257022, 40212257026, 40212257027, 40212257029, 40212257030, 40212257031, 40212257032, 40212257035, 40212257036

Parameter	Units	Blank Result	Reporting Limit	Analyzed	Qualifiers
Arsenic, Dissolved	ug/L	<8.3	25.0	08/07/20 09:35	
Barium, Dissolved	ug/L	<1.5	5.0	08/07/20 09:35	
Cadmium, Dissolved	ug/L	<1.3	5.0	08/07/20 09:35	
Cobalt, Dissolved	ug/L	<1.4	5.0	08/07/20 09:35	
Iron, Dissolved	ug/L	<35.2	117	08/07/20 09:35	
Lead, Dissolved	ug/L	<5.9	19.7	08/07/20 09:35	
Manganese, Dissolved	ug/L	<1.5	5.1	08/07/20 09:35	
Vanadium, Dissolved	ug/L	<2.6	10.0	08/07/20 09:35	

LABORATORY CONTROL SAMPLE: 2093920

Parameter	Units	Spike Conc.	LCS Result	LCS % Rec	% Rec Limits	Qualifiers
Arsenic, Dissolved	ug/L	500	502	100	80-120	
Barium, Dissolved	ug/L	500	504	101	80-120	
Cadmium, Dissolved	ug/L	500	496	99	80-120	
Cobalt, Dissolved	ug/L	500	507	101	80-120	
Iron, Dissolved	ug/L	5000	5070	101	80-120	
Lead, Dissolved	ug/L	500	508	102	80-120	
Manganese, Dissolved	ug/L	500	488	98	80-120	
Vanadium, Dissolved	ug/L	500	496	99	80-120	

MATRIX SPIKE & MATRIX SPIKE DUPLICATE: 2093921 2093922

Parameter	Units	2093921		2093922		MS % Rec	MSD % Rec	% Rec Limits	RPD	Max RPD	Qual	
		MS Result	MSD Spike Conc.	MS Result	MSD Spike Conc.							
Arsenic, Dissolved	ug/L	<8.3	500	500	526	531	105	106	75-125	1	20	
Barium, Dissolved	ug/L	142	500	500	664	664	104	104	75-125	0	20	
Cadmium, Dissolved	ug/L	<1.3	500	500	518	522	103	104	75-125	1	20	
Cobalt, Dissolved	ug/L	<1.4	500	500	525	529	105	106	75-125	1	20	
Iron, Dissolved	ug/L	6030	5000	5000	11300	11300	105	106	75-125	1	20	
Lead, Dissolved	ug/L	<5.9	500	500	531	530	106	106	75-125	0	20	
Manganese, Dissolved	ug/L	812	500	500	1320	1330	100	103	75-125	1	20	
Vanadium, Dissolved	ug/L	<2.6	500	500	517	519	103	104	75-125	0	20	

Results presented on this page are in the units indicated by the "Units" column except where an alternate unit is presented to the right of the result.

REPORT OF LABORATORY ANALYSIS

This report shall not be reproduced, except in full,
without the written consent of Pace Analytical Services, LLC.

QUALITY CONTROL DATA

Project: TOWN OF ONALASKA LANDFILL
Pace Project No.: 40212257

QC Batch: 362103 Analysis Method: EPA 8260
QC Batch Method: EPA 8260 Analysis Description: 8260 MSV
Laboratory: Pace Analytical Services - Green Bay
Associated Lab Samples: 40212257002, 40212257003, 40212257004, 40212257006, 40212257007, 40212257011, 40212257012, 40212257014, 40212257015, 40212257022, 40212257023

METHOD BLANK: 2093001 Matrix: Water
Associated Lab Samples: 40212257002, 40212257003, 40212257004, 40212257006, 40212257007, 40212257011, 40212257012, 40212257014, 40212257015, 40212257022, 40212257023

Parameter	Units	Blank Result	Reporting Limit	Analyzed	Qualifiers
1,1,1-Trichloroethane	ug/L	<0.24	1.0	08/05/20 08:11	
1,1,2,2-Tetrachloroethane	ug/L	<0.28	1.0	08/05/20 08:11	
1,1,2-Trichloroethane	ug/L	<0.55	5.0	08/05/20 08:11	
1,1-Dichloroethane	ug/L	<0.27	1.0	08/05/20 08:11	
1,1-Dichloroethene	ug/L	<0.24	1.0	08/05/20 08:11	
1,2,4-Trimethylbenzene	ug/L	<0.84	2.8	08/05/20 08:11	
1,2-Dibromo-3-chloropropane	ug/L	<1.8	5.9	08/05/20 08:11	
1,2-Dibromoethane (EDB)	ug/L	<0.83	2.8	08/05/20 08:11	
1,2-Dichlorobenzene	ug/L	<0.71	2.4	08/05/20 08:11	
1,2-Dichloroethane	ug/L	<0.28	1.0	08/05/20 08:11	
1,2-Dichloropropane	ug/L	<0.28	1.0	08/05/20 08:11	
1,3,5-Trimethylbenzene	ug/L	<0.87	2.9	08/05/20 08:11	
1,3-Dichlorobenzene	ug/L	<0.63	2.1	08/05/20 08:11	
1,4-Dichlorobenzene	ug/L	<0.94	3.1	08/05/20 08:11	
2-Butanone (MEK)	ug/L	<2.9	20.0	08/05/20 08:11	
2-Hexanone	ug/L	<5.2	17.4	08/05/20 08:11	
4-Methyl-2-pentanone (MIBK)	ug/L	<4.6	15.5	08/05/20 08:11	
Acetone	ug/L	<2.7	20.0	08/05/20 08:11	
Benzene	ug/L	<0.25	1.0	08/05/20 08:11	
Bromodichloromethane	ug/L	<0.36	1.2	08/05/20 08:11	
Bromoform	ug/L	<4.0	13.2	08/05/20 08:11	
Bromomethane	ug/L	<0.97	5.0	08/05/20 08:11	
Carbon disulfide	ug/L	<0.45	1.5	08/05/20 08:11	
Carbon tetrachloride	ug/L	<1.1	3.6	08/05/20 08:11	
Chlorobenzene	ug/L	<0.71	2.4	08/05/20 08:11	
Chloroethane	ug/L	<1.3	5.0	08/05/20 08:11	
Chloroform	ug/L	<1.3	5.0	08/05/20 08:11	
Chloromethane	ug/L	<2.2	7.3	08/05/20 08:11	
cis-1,2-Dichloroethene	ug/L	<0.27	1.0	08/05/20 08:11	
cis-1,3-Dichloropropene	ug/L	<3.6	12.1	08/05/20 08:11	
Dibromochloromethane	ug/L	<2.6	8.7	08/05/20 08:11	
Dibromomethane	ug/L	<0.94	3.1	08/05/20 08:11	
Dichlorodifluoromethane	ug/L	<0.50	5.0	08/05/20 08:11	
Ethylbenzene	ug/L	<0.32	1.1	08/05/20 08:11	
Hexachloro-1,3-butadiene	ug/L	2.4J	4.9	08/05/20 08:11	
Isopropylbenzene (Cumene)	ug/L	<1.7	5.6	08/05/20 08:11	
Methyl-tert-butyl ether	ug/L	<1.2	4.2	08/05/20 08:11	
Methylene Chloride	ug/L	<0.58	5.0	08/05/20 08:11	
n-Butylbenzene	ug/L	<0.71	2.4	08/05/20 08:11	

Results presented on this page are in the units indicated by the "Units" column except where an alternate unit is presented to the right of the result.

REPORT OF LABORATORY ANALYSIS

This report shall not be reproduced, except in full,
without the written consent of Pace Analytical Services, LLC.

QUALITY CONTROL DATA

Project: TOWN OF ONALASKA LANDFILL

Pace Project No.: 40212257

METHOD BLANK: 2093001

Matrix: Water

Associated Lab Samples: 40212257002, 40212257003, 40212257004, 40212257006, 40212257007, 40212257011, 40212257012, 40212257014, 40212257015, 40212257022, 40212257023

Parameter	Units	Blank Result	Reporting Limit	Analyzed	Qualifiers
n-Propylbenzene	ug/L	<0.81	5.0	08/05/20 08:11	
Naphthalene	ug/L	<1.2	5.0	08/05/20 08:11	
p-Isopropyltoluene	ug/L	<0.80	2.7	08/05/20 08:11	
sec-Butylbenzene	ug/L	<0.85	5.0	08/05/20 08:11	
Styrene	ug/L	<3.0	10.0	08/05/20 08:11	
tert-Butylbenzene	ug/L	<0.30	1.0	08/05/20 08:11	
Tetrachloroethene	ug/L	<0.33	1.1	08/05/20 08:11	
Tetrahydrofuran	ug/L	<2.3	20.0	08/05/20 08:11	
Toluene	ug/L	<0.27	0.90	08/05/20 08:11	
trans-1,2-Dichloroethene	ug/L	<0.46	1.5	08/05/20 08:11	
trans-1,3-Dichloropropene	ug/L	<4.4	14.6	08/05/20 08:11	
Trichloroethene	ug/L	<0.26	1.0	08/05/20 08:11	
Trichlorofluoromethane	ug/L	<0.21	1.0	08/05/20 08:11	
Vinyl chloride	ug/L	<0.17	1.0	08/05/20 08:11	
Xylene (Total)	ug/L	<1.5	3.0	08/05/20 08:11	
4-Bromofluorobenzene (S)	%	99	70-130	08/05/20 08:11	
Dibromofluoromethane (S)	%	97	70-130	08/05/20 08:11	
Toluene-d8 (S)	%	99	70-130	08/05/20 08:11	

LABORATORY CONTROL SAMPLE: 2093002

Parameter	Units	Spike Conc.	LCS Result	LCS % Rec	% Rec Limits	Qualifiers
1,1,1-Trichloroethane	ug/L	50	58.9	118	70-130	
1,1,2,2-Tetrachloroethane	ug/L	50	46.8	94	64-131	
1,1,2-Trichloroethane	ug/L	50	52.6	105	70-130	
1,1-Dichloroethane	ug/L	50	46.4	93	69-163	
1,1-Dichloroethene	ug/L	50	51.5	103	77-123	
1,2-Dibromo-3-chloropropane	ug/L	50	45.7	91	63-130	
1,2-Dibromoethane (EDB)	ug/L	50	52.9	106	70-130	
1,2-Dichlorobenzene	ug/L	50	49.4	99	70-130	
1,2-Dichloroethane	ug/L	50	53.6	107	78-142	
1,2-Dichloropropane	ug/L	50	51.0	102	86-134	
1,3-Dichlorobenzene	ug/L	50	48.8	98	70-130	
1,4-Dichlorobenzene	ug/L	50	48.9	98	70-130	
Benzene	ug/L	50	54.9	110	70-130	
Bromodichloromethane	ug/L	50	59.1	118	70-130	
Bromoform	ug/L	50	52.3	105	70-130	
Bromomethane	ug/L	50	34.5	69	39-129	
Carbon disulfide	ug/L	50	49.3	99	67-138	
Carbon tetrachloride	ug/L	50	56.3	113	70-132	
Chlorobenzene	ug/L	50	50.0	100	70-130	
Chloroethane	ug/L	50	48.8	98	66-140	
Chloroform	ug/L	50	55.4	111	75-132	

Results presented on this page are in the units indicated by the "Units" column except where an alternate unit is presented to the right of the result.

REPORT OF LABORATORY ANALYSIS

This report shall not be reproduced, except in full,
without the written consent of Pace Analytical Services, LLC.

QUALITY CONTROL DATA

Project: TOWN OF ONALASKA LANDFILL

Pace Project No.: 40212257

LABORATORY CONTROL SAMPLE: 2093002

Parameter	Units	Spike Conc.	LCS Result	LCS % Rec	% Rec Limits	Qualifiers
Chloromethane	ug/L	50	43.1	86	32-143	
cis-1,2-Dichloroethene	ug/L	50	53.2	106	70-130	
cis-1,3-Dichloropropene	ug/L	50	45.0	90	70-130	
Dibromochloromethane	ug/L	50	49.3	99	70-130	
Dichlorodifluoromethane	ug/L	50	48.4	97	10-141	
Ethylbenzene	ug/L	50	54.4	109	80-120	
Isopropylbenzene (Cumene)	ug/L	50	53.7	107	70-130	
Methyl-tert-butyl ether	ug/L	50	43.5	87	61-129	
Methylene Chloride	ug/L	50	49.1	98	70-130	
Styrene	ug/L	50	51.8	104	70-130	
Tetrachloroethene	ug/L	50	52.7	105	70-130	
Toluene	ug/L	50	51.8	104	80-120	
trans-1,2-Dichloroethene	ug/L	50	51.5	103	70-130	
trans-1,3-Dichloropropene	ug/L	50	41.1	82	69-130	
Trichloroethene	ug/L	50	54.9	110	70-130	
Trichlorofluoromethane	ug/L	50	53.8	108	75-145	
Vinyl chloride	ug/L	50	49.5	99	51-140	
Xylene (Total)	ug/L	150	158	106	70-130	
4-Bromofluorobenzene (S)	%			99	70-130	
Dibromofluoromethane (S)	%			99	70-130	
Toluene-d8 (S)	%			97	70-130	

MATRIX SPIKE & MATRIX SPIKE DUPLICATE: 2093150 2093151

Parameter	Units	MS		MSD		MS Result	MSD Result	MS % Rec	MSD % Rec	% Rec Limits	RPD	Max RPD	Qual
		40212203012 Result	Spike Conc.	Spike Conc.	MS Result								
1,1,1-Trichloroethane	ug/L	<0.24	50	50	58.1	59.3	116	119	70-130	2	20		
1,1,2,2-Tetrachloroethane	ug/L	<0.28	50	50	50.1	49.3	100	99	64-137	2	20		
1,1,2-Trichloroethane	ug/L	<0.55	50	50	55.6	56.0	111	112	70-137	1	20		
1,1-Dichloroethane	ug/L	<0.27	50	50	46.4	46.6	93	93	69-163	0	20		
1,1-Dichloroethene	ug/L	<0.24	50	50	51.2	52.4	102	105	77-129	2	20		
1,2-Dibromo-3-chloropropane	ug/L	<1.8	50	50	48.5	48.5	97	97	60-130	0	20		
1,2-Dibromoethane (EDB)	ug/L	<0.83	50	50	54.8	56.0	110	112	70-130	2	20		
1,2-Dichlorobenzene	ug/L	<0.71	50	50	50.5	49.7	101	99	70-130	2	20		
1,2-Dichloroethane	ug/L	<0.28	50	50	53.7	54.3	107	109	78-145	1	20		
1,2-Dichloropropane	ug/L	<0.28	50	50	50.9	51.5	102	103	86-135	1	20		
1,3-Dichlorobenzene	ug/L	<0.63	50	50	49.6	49.4	99	99	70-130	1	20		
1,4-Dichlorobenzene	ug/L	<0.94	50	50	49.9	49.3	100	99	70-130	1	20		
Benzene	ug/L	0.63J	50	50	55.3	55.1	109	109	70-136	0	20		
Bromodichloromethane	ug/L	<0.36	50	50	60.1	60.7	120	121	70-130	1	20		
Bromoform	ug/L	<4.0	50	50	54.1	55.9	108	112	69-130	3	20		
Bromomethane	ug/L	<0.97	50	50	26.6	30.7	52	61	39-138	14	20		
Carbon disulfide	ug/L	<0.45	50	50	49.0	49.6	98	99	63-141	1	20		
Carbon tetrachloride	ug/L	<1.1	50	50	56.4	57.1	113	114	70-142	1	20		

Results presented on this page are in the units indicated by the "Units" column except where an alternate unit is presented to the right of the result.

REPORT OF LABORATORY ANALYSIS

This report shall not be reproduced, except in full,
without the written consent of Pace Analytical Services, LLC.

QUALITY CONTROL DATA

Project: TOWN OF ONALASKA LANDFILL

Pace Project No.: 40212257

Parameter	Units	2093150		2093151		MS Result	MSD Result	MS % Rec	MSD % Rec	% Rec Limits	RPD	Max RPD	Qual
		40212203012 Result	MS Spike Conc.	MSD Spike Conc.	MS Result								
Chlorobenzene	ug/L	<0.71	50	50	50.8	51.2	102	102	70-130	1	20		
Chloroethane	ug/L	<1.3	50	50	46.7	47.1	93	94	61-149	1	20		
Chloroform	ug/L	<1.3	50	50	55.1	56.0	110	112	75-133	2	20		
Chloromethane	ug/L	<2.2	50	50	43.4	42.4	84	82	32-143	2	20		
cis-1,2-Dichloroethene	ug/L	1.8	50	50	53.7	53.3	104	103	70-130	1	20		
cis-1,3-Dichloropropene	ug/L	<3.6	50	50	48.6	49.4	97	99	70-130	2	20		
Dibromochloromethane	ug/L	<2.6	50	50	50.9	51.8	102	104	70-130	2	20		
Dichlorodifluoromethane	ug/L	<0.50	50	50	44.4	44.3	89	89	10-141	0	20		
Ethylbenzene	ug/L	<0.32	50	50	55.2	55.7	110	111	80-120	1	20		
Isopropylbenzene (Cumene)	ug/L	<1.7	50	50	54.6	55.2	109	110	70-130	1	20		
Methyl-tert-butyl ether	ug/L	<1.2	50	50	45.2	45.9	90	91	61-136	2	20		
Methylene Chloride	ug/L	<0.58	50	50	48.1	49.0	96	98	68-137	2	20		
Styrene	ug/L	<3.0	50	50	52.9	53.9	106	108	70-130	2	20		
Tetrachloroethene	ug/L	0.50J	50	50	55.9	56.5	111	112	70-130	1	20		
Toluene	ug/L	<0.27	50	50	52.8	53.0	106	106	80-120	0	20		
trans-1,2-Dichloroethene	ug/L	<0.46	50	50	52.0	52.5	104	105	70-130	1	20		
trans-1,3-Dichloropropene	ug/L	<4.4	50	50	45.0	46.5	90	93	69-130	3	20		
Trichloroethene	ug/L	2.6	50	50	59.0	58.7	113	112	70-130	1	20		
Trichlorofluoromethane	ug/L	<0.21	50	50	53.7	54.3	107	109	74-157	1	20		
Vinyl chloride	ug/L	<0.17	50	50	46.8	46.8	94	94	51-140	0	20		
Xylene (Total)	ug/L	<1.5	150	150	162	163	108	108	70-130	0	20		
4-Bromofluorobenzene (S)	%						101	100	70-130				
Dibromofluoromethane (S)	%						98	99	70-130				
Toluene-d8 (S)	%						97	97	70-130				

Results presented on this page are in the units indicated by the "Units" column except where an alternate unit is presented to the right of the result.

REPORT OF LABORATORY ANALYSIS

This report shall not be reproduced, except in full,
without the written consent of Pace Analytical Services, LLC.

QUALITY CONTROL DATA

Project: TOWN OF ONALASKA LANDFILL

Pace Project No.: 40212257

QC Batch: 362166

Analysis Method: EPA 8260

QC Batch Method: EPA 8260

Analysis Description: 8260 MSV

Laboratory: Pace Analytical Services - Green Bay

Associated Lab Samples: 40212257001, 40212257021, 40212257024, 40212257025, 40212257026, 40212257027, 40212257028, 40212257029, 40212257033, 40212257034

METHOD BLANK: 2093300

Matrix: Water

Associated Lab Samples: 40212257001, 40212257021, 40212257024, 40212257025, 40212257026, 40212257027, 40212257028, 40212257029, 40212257033, 40212257034

Parameter	Units	Blank Result	Reporting Limit	Analyzed	Qualifiers
1,1,1-Trichloroethane	ug/L	<0.24	1.0	08/05/20 08:02	
1,1,2,2-Tetrachloroethane	ug/L	<0.28	1.0	08/05/20 08:02	
1,1,2-Trichloroethane	ug/L	<0.55	5.0	08/05/20 08:02	
1,1-Dichloroethane	ug/L	<0.27	1.0	08/05/20 08:02	
1,1-Dichloroethene	ug/L	<0.24	1.0	08/05/20 08:02	
1,2,4-Trimethylbenzene	ug/L	<0.84	2.8	08/05/20 08:02	
1,2-Dibromo-3-chloropropane	ug/L	<1.8	5.9	08/05/20 08:02	
1,2-Dibromoethane (EDB)	ug/L	<0.83	2.8	08/05/20 08:02	
1,2-Dichlorobenzene	ug/L	<0.71	2.4	08/05/20 08:02	
1,2-Dichloroethane	ug/L	<0.28	1.0	08/05/20 08:02	
1,2-Dichloropropane	ug/L	<0.28	1.0	08/05/20 08:02	
1,3,5-Trimethylbenzene	ug/L	<0.87	2.9	08/05/20 08:02	
1,3-Dichlorobenzene	ug/L	<0.63	2.1	08/05/20 08:02	
1,4-Dichlorobenzene	ug/L	<0.94	3.1	08/05/20 08:02	
2-Butanone (MEK)	ug/L	<2.9	20.0	08/05/20 08:02	
2-Hexanone	ug/L	<5.2	17.4	08/05/20 08:02	
4-Methyl-2-pentanone (MIBK)	ug/L	<4.6	15.5	08/05/20 08:02	
Acetone	ug/L	<2.7	20.0	08/05/20 08:02	
Benzene	ug/L	<0.25	1.0	08/05/20 08:02	
Bromodichloromethane	ug/L	<0.36	1.2	08/05/20 08:02	
Bromoform	ug/L	<4.0	13.2	08/05/20 08:02	
Bromomethane	ug/L	<0.97	5.0	08/05/20 08:02	
Carbon disulfide	ug/L	<0.45	1.5	08/05/20 08:02	
Carbon tetrachloride	ug/L	<1.1	3.6	08/05/20 08:02	
Chlorobenzene	ug/L	<0.71	2.4	08/05/20 08:02	
Chloroethane	ug/L	<1.3	5.0	08/05/20 08:02	
Chloroform	ug/L	<1.3	5.0	08/05/20 08:02	
Chloromethane	ug/L	<2.2	7.3	08/05/20 08:02	
cis-1,2-Dichloroethene	ug/L	<0.27	1.0	08/05/20 08:02	
cis-1,3-Dichloropropene	ug/L	<3.6	12.1	08/05/20 08:02	
Dibromochloromethane	ug/L	<2.6	8.7	08/05/20 08:02	
Dibromomethane	ug/L	<0.94	3.1	08/05/20 08:02	
Dichlorodifluoromethane	ug/L	<0.50	5.0	08/05/20 08:02	
Ethylbenzene	ug/L	<0.32	1.1	08/05/20 08:02	
Hexachloro-1,3-butadiene	ug/L	<1.5	4.9	08/05/20 08:02	
Isopropylbenzene (Cumene)	ug/L	<1.7	5.6	08/05/20 08:02	
Methyl-tert-butyl ether	ug/L	<1.2	4.2	08/05/20 08:02	
Methylene Chloride	ug/L	<0.58	5.0	08/05/20 08:02	
n-Butylbenzene	ug/L	<0.71	2.4	08/05/20 08:02	

Results presented on this page are in the units indicated by the "Units" column except where an alternate unit is presented to the right of the result.

REPORT OF LABORATORY ANALYSIS

This report shall not be reproduced, except in full,
without the written consent of Pace Analytical Services, LLC.

QUALITY CONTROL DATA

Project: TOWN OF ONALASKA LANDFILL
Pace Project No.: 40212257

METHOD BLANK: 2093300 Matrix: Water
Associated Lab Samples: 40212257001, 40212257021, 40212257024, 40212257025, 40212257026, 40212257027, 40212257028, 40212257029, 40212257033, 40212257034

Parameter	Units	Blank Result	Reporting Limit	Analyzed	Qualifiers
n-Propylbenzene	ug/L	<0.81	5.0	08/05/20 08:02	
Naphthalene	ug/L	<1.2	5.0	08/05/20 08:02	
p-Isopropyltoluene	ug/L	<0.80	2.7	08/05/20 08:02	
sec-Butylbenzene	ug/L	<0.85	5.0	08/05/20 08:02	
Styrene	ug/L	<3.0	10.0	08/05/20 08:02	
tert-Butylbenzene	ug/L	<0.30	1.0	08/05/20 08:02	
Tetrachloroethene	ug/L	<0.33	1.1	08/05/20 08:02	
Tetrahydrofuran	ug/L	<2.3	20.0	08/05/20 08:02	
Toluene	ug/L	<0.27	0.90	08/05/20 08:02	
trans-1,2-Dichloroethene	ug/L	<0.46	1.5	08/05/20 08:02	
trans-1,3-Dichloropropene	ug/L	<4.4	14.6	08/05/20 08:02	
Trichloroethene	ug/L	<0.26	1.0	08/05/20 08:02	
Trichlorofluoromethane	ug/L	<0.21	1.0	08/05/20 08:02	
Vinyl chloride	ug/L	<0.17	1.0	08/05/20 08:02	
Xylene (Total)	ug/L	<1.5	3.0	08/05/20 08:02	
4-Bromofluorobenzene (S)	%	97	70-130	08/05/20 08:02	
Dibromofluoromethane (S)	%	106	70-130	08/05/20 08:02	
Toluene-d8 (S)	%	100	70-130	08/05/20 08:02	

LABORATORY CONTROL SAMPLE: 2093301

Parameter	Units	Spike Conc.	LCS Result	LCS % Rec	% Rec Limits	Qualifiers
1,1,1-Trichloroethane	ug/L	50	52.9	106	70-130	
1,1,2,2-Tetrachloroethane	ug/L	50	50.6	101	64-131	
1,1,2-Trichloroethane	ug/L	50	48.6	97	70-130	
1,1-Dichloroethane	ug/L	50	50.7	101	69-163	
1,1-Dichloroethene	ug/L	50	55.9	112	77-123	
1,2-Dibromo-3-chloropropane	ug/L	50	47.8	96	63-130	
1,2-Dibromoethane (EDB)	ug/L	50	49.8	100	70-130	
1,2-Dichlorobenzene	ug/L	50	50.2	100	70-130	
1,2-Dichloroethane	ug/L	50	48.0	96	78-142	
1,2-Dichloropropane	ug/L	50	45.3	91	86-134	
1,3-Dichlorobenzene	ug/L	50	51.4	103	70-130	
1,4-Dichlorobenzene	ug/L	50	49.5	99	70-130	
Benzene	ug/L	50	51.1	102	70-130	
Bromodichloromethane	ug/L	50	46.8	94	70-130	
Bromoform	ug/L	50	42.9	86	70-130	
Bromomethane	ug/L	50	33.9	68	39-129	
Carbon disulfide	ug/L	50	55.7	111	67-138	
Carbon tetrachloride	ug/L	50	54.0	108	70-132	
Chlorobenzene	ug/L	50	51.9	104	70-130	
Chloroethane	ug/L	50	51.9	104	66-140	
Chloroform	ug/L	50	50.1	100	75-132	

Results presented on this page are in the units indicated by the "Units" column except where an alternate unit is presented to the right of the result.

REPORT OF LABORATORY ANALYSIS

This report shall not be reproduced, except in full,
without the written consent of Pace Analytical Services, LLC.

QUALITY CONTROL DATA

Project: TOWN OF ONALASKA LANDFILL
Pace Project No.: 40212257

LABORATORY CONTROL SAMPLE: 2093301

Parameter	Units	Spike Conc.	LCS Result	LCS % Rec	% Rec Limits	Qualifiers
Chloromethane	ug/L	50	50.6	101	32-143	
cis-1,2-Dichloroethene	ug/L	50	49.2	98	70-130	
cis-1,3-Dichloropropene	ug/L	50	49.5	99	70-130	
Dibromochloromethane	ug/L	50	48.5	97	70-130	
Dichlorodifluoromethane	ug/L	50	49.2	98	10-141	
Ethylbenzene	ug/L	50	50.1	100	80-120	
Isopropylbenzene (Cumene)	ug/L	50	50.5	101	70-130	
Methyl-tert-butyl ether	ug/L	50	50.1	100	61-129	
Methylene Chloride	ug/L	50	54.4	109	70-130	
Styrene	ug/L	50	48.1	96	70-130	
Tetrachloroethene	ug/L	50	50.0	100	70-130	
Toluene	ug/L	50	48.3	97	80-120	
trans-1,2-Dichloroethene	ug/L	50	57.5	115	70-130	
trans-1,3-Dichloropropene	ug/L	50	49.9	100	69-130	
Trichloroethene	ug/L	50	48.6	97	70-130	
Trichlorofluoromethane	ug/L	50	63.7	127	75-145	
Vinyl chloride	ug/L	50	53.4	107	51-140	
Xylene (Total)	ug/L	150	150	100	70-130	
4-Bromofluorobenzene (S)	%			98	70-130	
Dibromofluoromethane (S)	%			107	70-130	
Toluene-d8 (S)	%			97	70-130	

Results presented on this page are in the units indicated by the "Units" column except where an alternate unit is presented to the right of the result.

REPORT OF LABORATORY ANALYSIS

This report shall not be reproduced, except in full,
without the written consent of Pace Analytical Services, LLC.

QUALITY CONTROL DATA

Project: TOWN OF ONALASKA LANDFILL
Pace Project No.: 40212257

QC Batch:	362474	Analysis Method:	EPA 310.2
QC Batch Method:	EPA 310.2	Analysis Description:	310.2 Alkalinity
		Laboratory:	Pace Analytical Services - Green Bay

Associated Lab Samples: 40212257001, 40212257002, 40212257003, 40212257004, 40212257005, 40212257006, 40212257007, 40212257008, 40212257009, 40212257010, 40212257011, 40212257012, 40212257013, 40212257016, 40212257021, 40212257022, 40212257026, 40212257029

METHOD BLANK: 2095417 Matrix: Water
Associated Lab Samples: 40212257001, 40212257002, 40212257003, 40212257004, 40212257005, 40212257006, 40212257007, 40212257008, 40212257009, 40212257010, 40212257011, 40212257012, 40212257013, 40212257016, 40212257021, 40212257022, 40212257026, 40212257029

Parameter	Units	Blank Result	Reporting Limit	Analyzed	Qualifiers
Alkalinity, Total as CaCO ₃	mg/L	<7.4	24.8	08/10/20 10:56	

LABORATORY CONTROL SAMPLE: 2095418

Parameter	Units	Spike Conc.	LCS Result	LCS % Rec	% Rec Limits	Qualifiers
Alkalinity, Total as CaCO ₃	mg/L	100	101	101	90-110	

MATRIX SPIKE & MATRIX SPIKE DUPLICATE: 2095419 2095420

Parameter	Units	40212201001 Result	MS Spike Conc.	MSD Spike Conc.	MS Result	MSD Result	MS % Rec	MSD % Rec	% Rec Limits	RPD	Max RPD	Qual
Alkalinity, Total as CaCO ₃	mg/L	269	200	200	458	460	94	95	90-110	0	20	

MATRIX SPIKE & MATRIX SPIKE DUPLICATE: 2095421 2095422

Parameter	Units	40212257013 Result	MS Spike Conc.	MSD Spike Conc.	MS Result	MSD Result	MS % Rec	MSD % Rec	% Rec Limits	RPD	Max RPD	Qual
Alkalinity, Total as CaCO ₃	mg/L	248	100	100	343	345	95	97	90-110	1	20	

Results presented on this page are in the units indicated by the "Units" column except where an alternate unit is presented to the right of the result.

REPORT OF LABORATORY ANALYSIS

This report shall not be reproduced, except in full,
without the written consent of Pace Analytical Services, LLC.

QUALITY CONTROL DATA

Project: TOWN OF ONALASKA LANDFILL
Pace Project No.: 40212257

QC Batch:	362475	Analysis Method:	EPA 310.2
QC Batch Method:	EPA 310.2	Analysis Description:	310.2 Alkalinity
		Laboratory:	Pace Analytical Services - Green Bay

Associated Lab Samples: 40212257014, 40212257015, 40212257017, 40212257018, 40212257019, 40212257020, 40212257027, 40212257030, 40212257031, 40212257032, 40212257035

METHOD BLANK: 2095423 Matrix: Water
Associated Lab Samples: 40212257014, 40212257015, 40212257017, 40212257018, 40212257019, 40212257020, 40212257027, 40212257030, 40212257031, 40212257032, 40212257035

Parameter	Units	Blank Result	Reporting Limit	Analyzed	Qualifiers
Alkalinity, Total as CaCO3	mg/L	<7.4	24.8	08/10/20 11:31	

LABORATORY CONTROL SAMPLE: 2095424

Parameter	Units	Spike Conc.	LCS Result	LCS % Rec	% Rec Limits	Qualifiers
Alkalinity, Total as CaCO3	mg/L	100	99.8	100	90-110	

MATRIX SPIKE & MATRIX SPIKE DUPLICATE: 2095425 2095426

Parameter	Units	40212257032 Result	MS Spike Conc.	MSD Spike Conc.	MS Result	MSD Result	MS % Rec	MSD % Rec	% Rec Limits	RPD	Max RPD	Qual
Alkalinity, Total as CaCO3	mg/L	126	100	100	220	221	94	95	90-110	0	20	

MATRIX SPIKE & MATRIX SPIKE DUPLICATE: 2095427 2095428

Parameter	Units	40212445001 Result	MS Spike Conc.	MSD Spike Conc.	MS Result	MSD Result	MS % Rec	MSD % Rec	% Rec Limits	RPD	Max RPD	Qual
Alkalinity, Total as CaCO3	mg/L	24.9	100	100	126	125	101	100	90-110	1	20	

Results presented on this page are in the units indicated by the "Units" column except where an alternate unit is presented to the right of the result.

REPORT OF LABORATORY ANALYSIS

This report shall not be reproduced, except in full,
without the written consent of Pace Analytical Services, LLC.

QUALITY CONTROL DATA

Project: TOWN OF ONALASKA LANDFILL
Pace Project No.: 40212257

QC Batch: 362436 Analysis Method: EPA 9060
QC Batch Method: EPA 9060 Analysis Description: 9060 TOC
Laboratory: Pace Analytical Services - Green Bay
Associated Lab Samples: 40212257001, 40212257002, 40212257003, 40212257004, 40212257005, 40212257006, 40212257007, 40212257008, 40212257009, 40212257010, 40212257011, 40212257012, 40212257013, 40212257014, 40212257015, 40212257016, 40212257017, 40212257018, 40212257019, 40212257020

METHOD BLANK: 2095308 Matrix: Water
Associated Lab Samples: 40212257001, 40212257002, 40212257003, 40212257004, 40212257005, 40212257006, 40212257007, 40212257008, 40212257009, 40212257010, 40212257011, 40212257012, 40212257013, 40212257014, 40212257015, 40212257016, 40212257017, 40212257018, 40212257019, 40212257020

Parameter	Units	Blank Result	Reporting Limit	Analyzed	Qualifiers
Mean Total Organic Carbon	mg/L	<0.085	0.50	08/09/20 23:38	
Total Organic Carbon	mg/L	<0.085	0.50	08/09/20 23:38	
Total Organic Carbon	mg/L	<0.085	0.50	08/09/20 23:38	
Total Organic Carbon	mg/L	<0.085	0.50	08/09/20 23:38	
Total Organic Carbon	mg/L	<0.085	0.50	08/09/20 23:38	

LABORATORY CONTROL SAMPLE: 2095309

Parameter	Units	Spike Conc.	LCS Result	LCS % Rec	% Rec Limits	Qualifiers
Mean Total Organic Carbon	mg/L	12.5	12.0	96	80-120	
Total Organic Carbon	mg/L	12.5	12.0	96		
Total Organic Carbon	mg/L	12.5	11.9	95		
Total Organic Carbon	mg/L	12.5	12.1	97		
Total Organic Carbon	mg/L	12.5	12.0	96		

MATRIX SPIKE & MATRIX SPIKE DUPLICATE: 2095310 2095311

Parameter	Units	2095310		2095311		MS % Rec	MSD % Rec	% Rec Limits	RPD	Max RPD	Qual	
		MS Result	MSD Spike Conc.	MS Result	MSD Spike Conc.							
Mean Total Organic Carbon	mg/L	2.3	6	6	6	8.6	8.7	104	107	80-120	1	20
Total Organic Carbon	mg/L	2.3	6	6	6	8.5	8.7	105	107		2	
Total Organic Carbon	mg/L	2.3	6	6	6	8.6	8.7	105	107		1	
Total Organic Carbon	mg/L	2.2	6	6	6	8.5	8.6	104	105		1	
Total Organic Carbon	mg/L	2.3	6	6	6	8.5	8.7	104	107		2	

MATRIX SPIKE & MATRIX SPIKE DUPLICATE: 2095312 2095313

Parameter	Units	2095312		2095313		MS % Rec	MSD % Rec	% Rec Limits	RPD	Max RPD	Qual	
		MS Result	MSD Spike Conc.	MS Result	MSD Spike Conc.							
Mean Total Organic Carbon	mg/L	2.5	18	18	18	21.2	21.2	104	104	80-120	0	20
Total Organic Carbon	mg/L	2.5	18	18	18	21.2	21.1	104	103		0	
Total Organic Carbon	mg/L	2.6	18	18	18	21.5	21.5	105	105		0	

Results presented on this page are in the units indicated by the "Units" column except where an alternate unit is presented to the right of the result.

REPORT OF LABORATORY ANALYSIS

This report shall not be reproduced, except in full,
without the written consent of Pace Analytical Services, LLC.

QUALITY CONTROL DATA

Project: TOWN OF ONALASKA LANDFILL

Pace Project No.: 40212257

Parameter	Units	2095312		2095313		MS Result	MSD Result	MS % Rec	MSD % Rec	% Rec Limits	Max RPD	Qual
		40212257002 Result	MS Spike Conc.	MSD Spike Conc.	MS Result							
Total Organic Carbon	mg/L	2.4	18	18	21.0	21.0	103	103			0	
Total Organic Carbon	mg/L	2.6	18	18	21.2	21.3	104	104			1	

Results presented on this page are in the units indicated by the "Units" column except where an alternate unit is presented to the right of the result.

REPORT OF LABORATORY ANALYSIS

This report shall not be reproduced, except in full,
without the written consent of Pace Analytical Services, LLC.

QUALITY CONTROL DATA

Project: TOWN OF ONALASKA LANDFILL

Pace Project No.: 40212257

QC Batch: 362437

Analysis Method: EPA 9060

QC Batch Method: EPA 9060

Analysis Description: 9060 TOC

Laboratory: Pace Analytical Services - Green Bay

Associated Lab Samples: 40212257021, 40212257022, 40212257026, 40212257027, 40212257029, 40212257030, 40212257031, 40212257032, 40212257035

METHOD BLANK: 2095314

Matrix: Water

Associated Lab Samples: 40212257021, 40212257022, 40212257026, 40212257027, 40212257029, 40212257030, 40212257031, 40212257032, 40212257035

Parameter	Units	Blank Result	Reporting Limit	Analyzed	Qualifiers
Mean Total Organic Carbon	mg/L	0.11J	0.50	08/11/20 02:03	
Total Organic Carbon	mg/L	0.10J	0.50	08/11/20 02:03	
Total Organic Carbon	mg/L	0.11J	0.50	08/11/20 02:03	
Total Organic Carbon	mg/L	0.11J	0.50	08/11/20 02:03	
Total Organic Carbon	mg/L	0.10J	0.50	08/11/20 02:03	

LABORATORY CONTROL SAMPLE: 2095315

Parameter	Units	Spike Conc.	LCS Result	LCS % Rec	% Rec Limits	Qualifiers
Mean Total Organic Carbon	mg/L	12.5	12.6	101	80-120	
Total Organic Carbon	mg/L	12.5	12.6	101		
Total Organic Carbon	mg/L	12.5	12.6	101		
Total Organic Carbon	mg/L	12.5	12.7	102		
Total Organic Carbon	mg/L	12.5	12.6	101		

MATRIX SPIKE & MATRIX SPIKE DUPLICATE: 2095316 2095317

Parameter	Units	2095316		2095317		MS % Rec	MSD % Rec	% Rec Limits	RPD	Max RPD	Qual
		40212257021 Result	MS Spike Conc.	MSD Spike Conc.	MS Result						
Mean Total Organic Carbon	mg/L	1.1	6	6	7.4	7.4	105	105	80-120	0	20
Total Organic Carbon	mg/L	1.1	6	6	7.4	7.5	105	106		1	
Total Organic Carbon	mg/L	1.2	6	6	7.4	7.4	105	105		0	
Total Organic Carbon	mg/L	1.1	6	6	7.4	7.4	105	105		0	
Total Organic Carbon	mg/L	1.1	6	6	7.5	7.4	106	105		0	

Results presented on this page are in the units indicated by the "Units" column except where an alternate unit is presented to the right of the result.

REPORT OF LABORATORY ANALYSIS

This report shall not be reproduced, except in full,
without the written consent of Pace Analytical Services, LLC.

QUALIFIERS

Project: TOWN OF ONALASKA LANDFILL

Pace Project No.: 40212257

DEFINITIONS

DF - Dilution Factor, if reported, represents the factor applied to the reported data due to dilution of the sample aliquot.

ND - Not Detected at or above LOD.

J - Estimated concentration at or above the LOD and below the LOQ.

LOD - Limit of Detection adjusted for dilution factor, percent moisture, initial weight and final volume.

LOQ - Limit of Quantitation adjusted for dilution factor, percent moisture, initial weight and final volume.

S - Surrogate

1,2-Diphenylhydrazine decomposes to and cannot be separated from Azobenzene using Method 8270. The result for each analyte is a combined concentration.

Consistent with EPA guidelines, unrounded data are displayed and have been used to calculate % recovery and RPD values.

LCS(D) - Laboratory Control Sample (Duplicate)

MS(D) - Matrix Spike (Duplicate)

DUP - Sample Duplicate

RPD - Relative Percent Difference

NC - Not Calculable.

SG - Silica Gel - Clean-Up

U - Indicates the compound was analyzed for, but not detected at or above the adjusted LOD.

N-Nitrosodiphenylamine decomposes and cannot be separated from Diphenylamine using Method 8270. The result reported for each analyte is a combined concentration.

Pace Analytical is TNI accredited. Contact your Pace PM for the current list of accredited analytes.

TNI - The NELAC Institute.

ANALYTE QUALIFIERS

B Analyte was detected in the associated method blank.

HS Results are from sample aliquot taken from VOA vial with headspace (air bubble greater than 6 mm diameter).

REPORT OF LABORATORY ANALYSIS

This report shall not be reproduced, except in full,
without the written consent of Pace Analytical Services, LLC.

QUALITY CONTROL DATA CROSS REFERENCE TABLE

Project: TOWN OF ONALASKA LANDFILL
Pace Project No.: 40212257

Lab ID	Sample ID	QC Batch Method	QC Batch	Analytical Method	Analytical Batch
40212257023	PW-1	EPA 3010	362698	EPA 6010	362788
40212257024	PW-5	EPA 3010	362698	EPA 6010	362788
40212257025	PW-6	EPA 3010	362698	EPA 6010	362788
40212257033	PW-2	EPA 3010	362698	EPA 6010	362788
40212257034	PW-4	EPA 3010	362698	EPA 6010	362788
40212257001	MW-4S	EPA 3010	362262	EPA 6010	362366
40212257002	MW-5S	EPA 3010	362262	EPA 6010	362366
40212257003	MW-6S	EPA 3010	362262	EPA 6010	362366
40212257004	MW-6M	EPA 3010	362262	EPA 6010	362366
40212257005	MW-7M	EPA 3010	362262	EPA 6010	362366
40212257006	MW-8S	EPA 3010	362262	EPA 6010	362366
40212257007	MW-8M	EPA 3010	362262	EPA 6010	362366
40212257008	MW-9M	EPA 3010	362262	EPA 6010	362366
40212257009	MW-10M	EPA 3010	362262	EPA 6010	362366
40212257010	MW-11M	EPA 3010	362262	EPA 6010	362366
40212257011	MW-12S	EPA 3010	362262	EPA 6010	362366
40212257012	MW-14S	EPA 3010	362262	EPA 6010	362366
40212257013	MW-15M	EPA 3010	362262	EPA 6010	362366
40212257014	MW-16S	EPA 3010	362262	EPA 6010	362366
40212257015	MW-16M	EPA 3010	362262	EPA 6010	362366
40212257016	MW-17M	EPA 3010	362262	EPA 6010	362366
40212257017	PZ-1	EPA 3010	362262	EPA 6010	362366
40212257018	PZ-2	EPA 3010	362262	EPA 6010	362366
40212257019	PZ-3	EPA 3010	362262	EPA 6010	362366
40212257020	PZ-4	EPA 3010	362262	EPA 6010	362366
40212257021	PZ-5	EPA 3010	362271	EPA 6010	362356
40212257022	PZ-6	EPA 3010	362271	EPA 6010	362356
40212257026	MW-4S DUP	EPA 3010	362271	EPA 6010	362356
40212257027	MW-16M DUP	EPA 3010	362271	EPA 6010	362356
40212257029	MW-17S	EPA 3010	362271	EPA 6010	362356
40212257030	MW-1SR	EPA 3010	362271	EPA 6010	362356
40212257031	MW-2S	EPA 3010	362271	EPA 6010	362356
40212257032	MW-2M	EPA 3010	362271	EPA 6010	362356
40212257035	MW-2S DUP	EPA 3010	362271	EPA 6010	362356
40212257036	MW-1SR DUP	EPA 3010	362271	EPA 6010	362356
40212257023	PW-1	EPA 7470	362352	EPA 7470	362392
40212257024	PW-5	EPA 7470	362352	EPA 7470	362392
40212257025	PW-6	EPA 7470	362352	EPA 7470	362392
40212257033	PW-2	EPA 7470	362352	EPA 7470	362392
40212257034	PW-4	EPA 7470	362352	EPA 7470	362392
40212257001	MW-4S	EPA 7470	362353	EPA 7470	362395
40212257002	MW-5S	EPA 7470	362353	EPA 7470	362395
40212257003	MW-6S	EPA 7470	362353	EPA 7470	362395
40212257004	MW-6M	EPA 7470	362353	EPA 7470	362395
40212257005	MW-7M	EPA 7470	362353	EPA 7470	362395
40212257006	MW-8S	EPA 7470	362353	EPA 7470	362395
40212257007	MW-8M	EPA 7470	362353	EPA 7470	362395

REPORT OF LABORATORY ANALYSIS

This report shall not be reproduced, except in full,
without the written consent of Pace Analytical Services, LLC.

QUALITY CONTROL DATA CROSS REFERENCE TABLE

Project: TOWN OF ONALASKA LANDFILL

Pace Project No.: 40212257

Lab ID	Sample ID	QC Batch Method	QC Batch	Analytical Method	Analytical Batch
40212257008	MW-9M	EPA 7470	362353	EPA 7470	362395
40212257009	MW-10M	EPA 7470	362353	EPA 7470	362395
40212257010	MW-11M	EPA 7470	362353	EPA 7470	362395
40212257011	MW-12S	EPA 7470	362353	EPA 7470	362395
40212257012	MW-14S	EPA 7470	362353	EPA 7470	362395
40212257013	MW-15M	EPA 7470	362353	EPA 7470	362395
40212257014	MW-16S	EPA 7470	362353	EPA 7470	362395
40212257015	MW-16M	EPA 7470	362353	EPA 7470	362395
40212257016	MW-17M	EPA 7470	362353	EPA 7470	362395
40212257017	PZ-1	EPA 7470	362353	EPA 7470	362395
40212257018	PZ-2	EPA 7470	362353	EPA 7470	362395
40212257019	PZ-3	EPA 7470	362353	EPA 7470	362395
40212257020	PZ-4	EPA 7470	362353	EPA 7470	362395
40212257021	PZ-5	EPA 7470	362503	EPA 7470	362539
40212257022	PZ-6	EPA 7470	362503	EPA 7470	362539
40212257026	MW-4S DUP	EPA 7470	362503	EPA 7470	362539
40212257027	MW-16M DUP	EPA 7470	362503	EPA 7470	362539
40212257029	MW-17S	EPA 7470	362503	EPA 7470	362539
40212257030	MW-1SR	EPA 7470	362503	EPA 7470	362539
40212257031	MW-2S	EPA 7470	362503	EPA 7470	362539
40212257032	MW-2M	EPA 7470	363186	EPA 7470	363209
40212257035	MW-2S DUP	EPA 7470	363186	EPA 7470	363209
40212257036	MW-1SR DUP	EPA 7470	363186	EPA 7470	363209
40212257001	MW-4S	EPA 8260	362166		
40212257002	MW-5S	EPA 8260	362103		
40212257003	MW-6S	EPA 8260	362103		
40212257004	MW-6M	EPA 8260	362103		
40212257006	MW-8S	EPA 8260	362103		
40212257007	MW-8M	EPA 8260	362103		
40212257011	MW-12S	EPA 8260	362103		
40212257012	MW-14S	EPA 8260	362103		
40212257014	MW-16S	EPA 8260	362103		
40212257015	MW-16M	EPA 8260	362103		
40212257021	PZ-5	EPA 8260	362166		
40212257022	PZ-6	EPA 8260	362103		
40212257023	PW-1	EPA 8260	362103		
40212257024	PW-5	EPA 8260	362166		
40212257025	PW-6	EPA 8260	362166		
40212257026	MW-4S DUP	EPA 8260	362166		
40212257027	MW-16M DUP	EPA 8260	362166		
40212257028	TRIP BLANK	EPA 8260	362166		
40212257029	MW-17S	EPA 8260	362166		
40212257033	PW-2	EPA 8260	362166		
40212257034	PW-4	EPA 8260	362166		
40212257001	MW-4S				

REPORT OF LABORATORY ANALYSIS

This report shall not be reproduced, except in full,
without the written consent of Pace Analytical Services, LLC.

QUALITY CONTROL DATA CROSS REFERENCE TABLE

Project: TOWN OF ONALASKA LANDFILL
Pace Project No.: 40212257

Lab ID	Sample ID	QC Batch Method	QC Batch	Analytical Method	Analytical Batch
40212257002	MW-5S				
40212257003	MW-6S				
40212257004	MW-6M				
40212257005	MW-7M				
40212257006	MW-8S				
40212257007	MW-8M				
40212257008	MW-9M				
40212257009	MW-10M				
40212257010	MW-11M				
40212257011	MW-12S				
40212257012	MW-14S				
40212257013	MW-15M				
40212257014	MW-16S				
40212257015	MW-16M				
40212257016	MW-17M				
40212257017	PZ-1				
40212257018	PZ-2				
40212257019	PZ-3				
40212257020	PZ-4				
40212257021	PZ-5				
40212257022	PZ-6				
40212257029	MW-17S				
40212257030	MW-1SR				
40212257031	MW-2S				
40212257032	MW-2M				
40212257001	MW-4S	EPA 310.2	362474		
40212257002	MW-5S	EPA 310.2	362474		
40212257003	MW-6S	EPA 310.2	362474		
40212257004	MW-6M	EPA 310.2	362474		
40212257005	MW-7M	EPA 310.2	362474		
40212257006	MW-8S	EPA 310.2	362474		
40212257007	MW-8M	EPA 310.2	362474		
40212257008	MW-9M	EPA 310.2	362474		
40212257009	MW-10M	EPA 310.2	362474		
40212257010	MW-11M	EPA 310.2	362474		
40212257011	MW-12S	EPA 310.2	362474		
40212257012	MW-14S	EPA 310.2	362474		
40212257013	MW-15M	EPA 310.2	362474		
40212257014	MW-16S	EPA 310.2	362475		
40212257015	MW-16M	EPA 310.2	362475		
40212257016	MW-17M	EPA 310.2	362474		
40212257017	PZ-1	EPA 310.2	362475		
40212257018	PZ-2	EPA 310.2	362475		
40212257019	PZ-3	EPA 310.2	362475		
40212257020	PZ-4	EPA 310.2	362475		
40212257021	PZ-5	EPA 310.2	362474		

REPORT OF LABORATORY ANALYSIS

This report shall not be reproduced, except in full,
without the written consent of Pace Analytical Services, LLC.

QUALITY CONTROL DATA CROSS REFERENCE TABLE

Project: TOWN OF ONALASKA LANDFILL
Pace Project No.: 40212257

Lab ID	Sample ID	QC Batch Method	QC Batch	Analytical Method	Analytical Batch
40212257022	PZ-6	EPA 310.2	362474		
40212257026	MW-4S DUP	EPA 310.2	362474		
40212257027	MW-16M DUP	EPA 310.2	362475		
40212257029	MW-17S	EPA 310.2	362474		
40212257030	MW-1SR	EPA 310.2	362475		
40212257031	MW-2S	EPA 310.2	362475		
40212257032	MW-2M	EPA 310.2	362475		
40212257035	MW-2S DUP	EPA 310.2	362475		
40212257001	MW-4S	EPA 9060	362436		
40212257002	MW-5S	EPA 9060	362436		
40212257003	MW-6S	EPA 9060	362436		
40212257004	MW-6M	EPA 9060	362436		
40212257005	MW-7M	EPA 9060	362436		
40212257006	MW-8S	EPA 9060	362436		
40212257007	MW-8M	EPA 9060	362436		
40212257008	MW-9M	EPA 9060	362436		
40212257009	MW-10M	EPA 9060	362436		
40212257010	MW-11M	EPA 9060	362436		
40212257011	MW-12S	EPA 9060	362436		
40212257012	MW-14S	EPA 9060	362436		
40212257013	MW-15M	EPA 9060	362436		
40212257014	MW-16S	EPA 9060	362436		
40212257015	MW-16M	EPA 9060	362436		
40212257016	MW-17M	EPA 9060	362436		
40212257017	PZ-1	EPA 9060	362436		
40212257018	PZ-2	EPA 9060	362436		
40212257019	PZ-3	EPA 9060	362436		
40212257020	PZ-4	EPA 9060	362436		
40212257021	PZ-5	EPA 9060	362437		
40212257022	PZ-6	EPA 9060	362437		
40212257026	MW-4S DUP	EPA 9060	362437		
40212257027	MW-16M DUP	EPA 9060	362437		
40212257029	MW-17S	EPA 9060	362437		
40212257030	MW-1SR	EPA 9060	362437		
40212257031	MW-2S	EPA 9060	362437		
40212257032	MW-2M	EPA 9060	362437		
40212257035	MW-2S DUP	EPA 9060	362437		

REPORT OF LABORATORY ANALYSIS

This report shall not be reproduced, except in full,
without the written consent of Pace Analytical Services, LLC.

(Please Print Clearly)

Company Name: The OS Group LLC
 Branch/Location: LaCrosse WI
 Project Contact: Steven Oseseck
 Phone: 608-433-9388
 Project Number:
 Project Name: Town of Onalaska Landfill
 Project State: WI
 Sampled By (Print): Steven Oseseck
 Sampled By (Sign): *Steven Oseseck*
 PO #:
 Regulatory Program:



UPPER MIDWEST REGION
 MN: 612-607-1700 WI: 920-469-2436

Page of

COC No. *40212257*

CHAIN OF CUSTODY

***Preservation Codes**
 A=None B=HCL C=H2SO4 D=HNO3 E=DI Water F=Methanol G=NaOH
 H=Sodium Bisulfate Solution I=Sodium Thiosulfate J=Other

FILTERED?
(YES/NO)
 PRESERVATION
(CODE)*

Y/N	N	Y	N	N	N				
Pick Letter	B	D	A	C	D				
Analyses Requested	VOCs 8280	Metals, Diss* 6010/7470	Alkalinity 310.2	TOC 9060	Metals, Total* 6010/7470				

Quote #:
Mail To Contact: Steven Oseseck
Mail To Company: The OS Group LLC
Mail To Address: 444 21st St S
 LaCrosse, WI 54601
Invoice To Contact: Steven Oseseck
Invoice To Company: The OS Group LLC
Invoice To Address: 444 21st St S
 LaCrosse, WI 54601
Invoice To Phone: 608-433-9388
CLIENT COMMENTS
LAB COMMENTS (Lab Use Only)
Profile #

Data Package Options (billable)
 EPA Level III
 EPA Level IV

MS/MSD
 On your sample (billable)
 NOT needed on your sample

Matrix Codes
 A = Air W = Water
 B = Biota DW = Drinking Water
 C = Charcoal GW = Ground Water
 O = Oil SW = Surface Water
 S = Soil WW = Waste Water
 Sl = Sludge WP = Wipe

PACE LAB #	CLIENT FIELD ID	COLLECTION		MATRIX
		DATE	TIME	
001	MW-4S	7/27	5:15	GW
002	MW-5S	7/27	11:45	
003	MW-6S ✓	7/29	2:35	
004	MW-6M ✓	7/29	2:20	
005	MW-7M	7/27	10:55	
006	MW-8S ✓	7/29	3:45	
007	MW-8M ✓	7/29	3:55	
008	MW-9M	7/30	2:50	
009	MW-10M ✓	7/30	1:35	
010	MW-11M	7/30	3:10	
011	MW-12S	7/27	11:10	
012	MW-14S	7/30	11:45	
013	MW-15M	7/29	1:20	

Metals: As, Ba, Cd, Co, Fe, Pb, Mn, V, Hg

Rush Turnaround Time Requested - Prelims (Rush TAT subject to approval/surcharge)
 Date Needed:
 Transmit Prelim Rush Results by (complete what you want):
 Email #1:
 Email #2:
 Telephone:
 Fax:
 Samples on HOLD are subject to special pricing and release of liability

Relinquished By: *Steve Oseseck* Date/Time: *7/27/07 5:15*
 Relinquished By: *FedEx Ground* Date/Time: *8/13/08 8-11-70 1000*
 Relinquished By: Date/Time:
 Relinquished By: Date/Time:

Received By: Date/Time:
 Received By: *Melvin J. K... 8-11-70 1000* Date/Time:
 Received By: Date/Time:
 Received By: Date/Time:

PACE Project No. *40212257*
 Receipt Temp = *ROZ* °C
 Sample Receipt pH *OR / Adjusted*
 Cooler Custody Seal Present / Not Present
 Intact / Not Intact

(Please Print Clearly)

Company Name: The OS Group LLC
Branch/Location: LaCrosse WI
Project Contact: Steven Osesek
Phone: 608-433-9388
Project Number:
Project Name: Town of Onalaska Landfill
Project State: WI
Sampled By (Print): Steven Osesek
Sampled By (Sign): *Steven Osesek*
PO #: **Regulatory Program:**



UPPER MIDWEST REGION
 MN: 612-607-1700 WI: 920-469-2436

Page of

COC No. *40212257*

CHAIN OF CUSTODY

***Preservation Codes**
 A=None B=HCL C=H2SO4 D=HNO3 E=DI Water F=Methanol G=NaOH
 H=Sodium Bisulfate Solution I=Sodium Thiosulfate J=Other

FILTERED?
(YES/NO)
 PRESERVATION
(CODE)*

Y/N	N	Y	N	N	N			
Pick Letter	B	D	A	C	D			
Analyses Requested	VOCs 8260	Metals, Diss* 6010/7470	Alkalinity 310.2	TOC 9060	Metals, Total* 6010/7470			

Quote #:
Mail To Contact: Steven Osesek
Mail To Company: The OS Group LLC
Mail To Address: 444 21st St S
 LaCrosse, WI 54601
Invoice To Contact: Steven Osesek
Invoice To Company: The OS Group LLC
Invoice To Address: 444 21st St S
 LaCrosse, WI 54601
Invoice To Phone: 608-433-9388
CLIENT COMMENTS **LAB COMMENTS (Lab Use Only)** **Profile #**

Data Package Options (billable)
 EPA Level III
 EPA Level IV
MS/MSD
 On your sample (billable)
 NOT needed on your sample
Matrix Codes
 A = Air W = Water
 B = Biota DW = Drinking Water
 C = Charcoal GW = Ground Water
 O = Oil SW = Surface Water
 S = Soil WW = Waste Water
 SI = Sludge WP = Wipe

PACE LAB #	CLIENT FIELD ID	COLLECTION		MATRIX	Y	N	Y	N	N	N	N	N	N	N	N
		DATE	TIME												
014	MW-16S ✓	7/29	5:00	GW	X	X	X	X	X	X	X	X	X	X	X
015	MW-16M ✓	7/29	5:25		X	X	X	X	X	X	X	X	X	X	X
016	MW-17M	7/27	2:30				X	X	X	X	X	X	X	X	X
017	PZ-1 ✓	7/30	12:05				X	X	X	X	X	X	X	X	X
018	PZ-2 ✓	7/30	11:20				X	X	X	X	X	X	X	X	X
019	PZ-3 ✓	7/29	1:45				X	X	X	X	X	X	X	X	X
020	PZ-4 ✓	7/30	1:05				X	X	X	X	X	X	X	X	X
021	PZ-5	7/27	12:15		X	X	X	X	X	X	X	X	X	X	X
022	PZ-6	7/27	11:55		X	X	X	X	X	X	X	X	X	X	X
023	PW-1 ✓	7/30	1:55	DW	X								X		
024	PW-5 ✓	7/30	3:50	DW	X								X		
025	PW-6 ✓	7/30	3:55	DW	X								X		
026	Dup #1	7/27	5:20	GW	X	X	X	X	X	X	X	X	X	X	X

Metals: As, Ba, Cd, Co, Fe, Pb, Mn, V, Hg

Rush Turnaround Time Requested - Prelims (Rush TAT subject to approval/surcharge)
Date Needed:
 Relinquished By: *Steven Osesek* Date/Time: *7/29/20 5:45*
 Received By: _____ Date/Time: _____
Transmit Prelim Rush Results by (complete what you want):
 Relinquished By: *Fred Ex Ground* Date/Time: *8/3/20 8:40 AM*
 Received By: *Madelina Z...* Date/Time: *8-4-20 000*
Receipt Temp = *ROZ* °C
Sample Receipt pH
 Adjusted
Cooler Custody Seal
 Present / Not Present
 Intact / Not Intact

(Please Print Clearly)

Company Name: The OS Group LLC
Branch/Location: LaCrosse WI
Project Contact: Steven Oseseck
Phone: 608-433-9388
Project Number:
Project Name: Town of Onalaska Landfill
Project State: WI
Sampled By (Print): Steven Oseseck
Sampled By (Sign):
PO #: **Regulatory Program:**



UPPER MIDWEST REGION
 MN: 612-607-1700 WI: 920-469-2436

Page of

COC No. 4021225

Page 106 of 109

CHAIN OF CUSTODY

***Preservation Codes**
 A=None B=HCL C=H2SO4 D=HNO3 E=DI Water F=Methanol G=NaOH
 H=Sodium Bisulfate Solution I=Sodium Thiosulfate J=Other

FILTERED?
(YES/NO)
 PRESERVATION
(CODE)*

Y/N	N	Y	N	N	N					
Pick Letter	B	D	A	C	D					
Analyses Requested	VOCs 8280	Metals, Diss* 6010/7470	Alkalinity 310.2	TOC 9060	Metals, Total* 6010/7470					

Quote #:
Mail To Contact: Steven Oseseck
Mail To Company: The OS Group LLC
Mail To Address: 444 21st St S
 LaCrosse, WI 54601
Invoice To Contact: Steven Oseseck
Invoice To Company: The OS Group LLC
Invoice To Address: 444 21st St S
 LaCrosse, WI 54601
Invoice To Phone: 608-433-9388
CLIENT COMMENTS **LAB COMMENTS (Lab Use Only)** **Profile #**

Data Package Options (billable)
 EPA Level III
 EPA Level IV
MS/MSD
 On your sample (billable)
 NOT needed on your sample
Matrix Codes
 A = Air W = Water
 B = Biota DW = Drinking Water
 C = Charcoal GW = Ground Water
 O = Oil SW = Surface Water
 S = Soil WW = Waste Water
 Sl = Sludge WP = Wipe

PACE LAB #	CLIENT FIELD ID	COLLECTION		MATRIX
		DATE	TIME	
027	Dup #2	7/29	5:30	GW
028	Trip Blank	7/27	10:00	
029	MW-175	7/27	2:50	GW

Metals: As, Ba, Cd, Co, Fe, Pb, Mn, V, Hg

Rush Turnaround Time Requested - Prelims (Rush TAT subject to approval/surcharge)
Date Needed:
 Transmit Prelim Rush Results by (complete what you want):
Email #1:
Email #2:
Telephone:
Fax:
 Samples on HOLD are subject to special pricing and release of liability

Relinquished By: <i>Steve Arnold</i>	Date/Time: <i>7/30/20 5:45</i>	Received By:	Date/Time:
Relinquished By: <i>FAEx Arnold</i>	Date/Time: <i>8/3/20 12:00</i>	Received By: <i>Madelini Z Pichler</i>	Date/Time: <i>8-4-201000</i>
Relinquished By:	Date/Time:	Received By:	Date/Time:
Relinquished By:	Date/Time:	Received By:	Date/Time:

PACE Project No. 4021225
Receipt Temp = *ROI* °C
Sample Receipt pH
 Adjusted
Cooler Custody Seal
 Present / Not Present
 Intact / Not Intact

(Please Print Clearly)

Company Name: The OS Group LLC
 Branch/Location: LaCrosse WI
 Project Contact: Steven Osesek
 Phone: 608-433-9388
 Project Number:
 Project Name: Town of Onalaska Landfill
 Project State: WI
 Sampled By (Print): Steven Osesek
 Sampled By (Sign): *Steven Osesek*
 PO #:



UPPER MIDWEST REGION
 MN: 612-607-1700 WI: 920-469-2436

Page of

COC No. *40212257*

CHAIN OF CUSTODY

***Preservation Codes**
 A=None B=HCL C=H2SO4 D=HNO3 E=DI Water F=Methanol G=NaOH
 H=Sodium Bisulfate Solution I=Sodium Thiosulfate J=Other

FILTERED?
 (YES/NO)
 PRESERVATION
 (CODE)*

Y/N	N	Y	N	N	N						
Pick Letter	B	D	A	C	D						
Analyses Requested	VOCs 8260	Metals, Diss* 6010/7470	Alkalinity 310.2	TOC 9060	Metals, Total* 6010/7470						

Quote #:
Mail To Contact: Steven Osesek
Mail To Company: The OS Group LLC
Mail To Address: 444 21st St S
 LaCrosse, WI 54601
Invoice To Contact: Steven Osesek
Invoice To Company: The OS Group LLC
Invoice To Address: 444 21st St S
 LaCrosse, WI 54601
Invoice To Phone: 608-433-9388

Data Package Options (billable)
 EPA Level III
 EPA Level IV

MS/MSD
 On your sample (billable)
 NOT needed on your sample

Matrix Codes
 A = Air W = Water
 B = Biota DW = Drinking Water
 C = Charcoal GW = Ground Water
 O = Oil SW = Surface Water
 S = Soil WW = Waste Water
 SI = Sludge WP = Wipe

PACE LAB #	CLIENT FIELD ID	COLLECTION		MATRIX
		DATE	TIME	
030	MW-1 SR	7-31-20	9:20	GW
031	MW-2S		8:20	GW
032	MW-2M		8:35	GW
033	PW-2		9:10	DW
034	PW-4		9:00	DW
035	Dup #3		8:25	GW
036	Dup #4		9:25	GW

CLIENT COMMENTS **LAB COMMENTS (Lab Use Only)** **Profile #**

Metals: As, Ba, Cd, Co, Fe, Pb, Mn, V, Hg

Rush Turnaround Time Requested - Prelims (Rush TAT subject to approval/surcharge)
 Date Needed:
 Transmit Prelim Rush Results by (complete what you want):
 Email #1:
 Email #2:
 Telephone:
 Fax:
 Samples on HOLD are subject to special pricing and release of liability

Relinquished By: *Steven Osesek* Date/Time: *8/13/20 12:00*
 Relinquished By: *FedEx Ground* Date/Time: *8-4-20 1000*
 Relinquished By: _____ Date/Time: _____
 Relinquished By: _____ Date/Time: _____

Received By: _____ Date/Time: _____
 Received By: *Madelon Z...* Date/Time: *8-4-20 1000*
 Received By: _____ Date/Time: _____
 Received By: _____ Date/Time: _____

PACE Project No. *40212257*
 Receipt Temp = *ROI* °C
 Sample Receipt pH *OK / Adjusted*
 Cooler Custody Seal Present / *Not Present*
 Intact / Not Intact

Sample Preservation Receipt Form

Client Name: The OS Group LLC

Project # 40212257

All containers needing preservation have been checked and noted below: Yes No N/A


Lab Lot# of pH paper: 10052791 Lab Std #ID of preservation (if pH adjusted):

Initial when completed: MLR Date/ Time:

Pace Lab #	Glass							Plastic					Vials				Jars				General			VOA Vials (>6mm) *	H2SO4 pH ≤2	NaOH+Zn Act pH ≥9	NaOH pH ≥12	HNO3 pH ≤2	pH after adjusted	Volume (mL)							
	AG1U	BG1U	AG1H	AG4S	AG4U	AG5U	AG2S	BG3U	BP1U	BP3U	BP3B	BP3N	BP3S	VG9A	DG9T	VG9U	VG9H	VG9M	VG9D	JGFU	JG9U	WGFU	WPFU								SP5T	ZPLC	GN				
001				2												3																					2.5 / 5 / 10
002				2												3																					2.5 / 5 / 10
003				2												3																					2.5 / 5 / 10
004				2												3																					2.5 / 5 / 10
005				2												3																					2.5 / 5 / 10
006				2												3																					2.5 / 5 / 10
007				2												3																					2.5 / 5 / 10
008				2												3																					2.5 / 5 / 10
009				2												3																					2.5 / 5 / 10
010				2												3																					2.5 / 5 / 10
011				2												3																					2.5 / 5 / 10
012				2												3																					2.5 / 5 / 10
013				2												3																					2.5 / 5 / 10
014				2												3																					2.5 / 5 / 10
015				2												3																					2.5 / 5 / 10
016				2												3																					2.5 / 5 / 10
017				2												3																					2.5 / 5 / 10
018				2												3																					2.5 / 5 / 10
019				2												3																					2.5 / 5 / 10
020				2												3																					2.5 / 5 / 10

Exceptions to preservation check: VOA, Coliform, TOC, TOX, TOH, O&G, WI DRO, Phenolics, Other: _____ Headspace in VOA Vials (>6mm): Yes No N/A *If yes look in headspace column

AG1U 1 liter amber glass	BP1U 1 liter plastic unpres	VG9A 40 mL clear ascorbic	JGFU 4 oz amber jar unpres
BG1U 1 liter clear glass	BP3U 250 mL plastic unpres	DG9T 40 mL amber Na Thio	JG9U 9 oz amber jar unpres
AG1H 1 liter amber glass HCL	BP3B 250 mL plastic NaOH	VG9U 40 mL clear vial unpres	WGFU 4 oz clear jar unpres
AG4S 125 mL amber glass H2SO4	BP3N 250 mL plastic HNO3	VG9H 40 mL clear vial HCL	WPFU 4 oz plastic jar unpres
AG4U 120 mL amber glass unpres	BP3S 250 mL plastic H2SO4	VG9M 40 mL clear vial MeOH	SP5T 120 mL plastic Na Thiosulfate
AG5U 100 mL amber glass unpres		VG9D 40 mL clear vial DI	ZPLC ziploc bag
AG2S 500 mL amber glass H2SO4			GN
BG3U 250 mL clear glass unpres			

 1241 Bellevue Street, Green Bay, WI 54302	Document Name: Sample Condition Upon Receipt (SCUR)	Document Revised: 26Mar2020
	Document No.: ENV-FRM-GBAY-0014-Rev.00	Author: Pace Green Bay Quality Office

Sample Condition Upon Receipt Form (SCUR)

Client Name: The OS Group LLC

Project #: _____

WO# : 40212257

Courier: CS Logistics Fed Ex Speedee UPS Waltco
 Client Pace Other: _____



Tracking #: 3954 3025 2601 / 3954 3030 5031

Custody Seal on Cooler/Box Present: yes no Seals intact: yes no

Custody Seal on Samples Present: yes no Seals intact: yes no

Packing Material: Bubble Wrap Bubble Bags None Other

Thermometer Used SR - n/a Type of Ice: Wet Blue Dry None Samples on ice, cooling process has begun

Cooler Temperature Uncorr: RDT / Corr: _____

Temp Blank Present: yes no

Biological Tissue is Frozen: yes no

Person examining contents:	
Date: <u>8-4-20</u>	Initials: <u>MLR</u>
Labeled By Initials: <u>EMW</u>	

Temp should be above freezing to 6°C.

Biota Samples may be received at ≤ 0°C if shipped on Dry Ice.

Chain of Custody Present:	<input checked="" type="checkbox"/> Yes <input type="checkbox"/> No <input type="checkbox"/> N/A	1.
Chain of Custody Filled Out:	<input type="checkbox"/> Yes <input checked="" type="checkbox"/> No <input type="checkbox"/> N/A	2. <u>pg # 101 # AM/PM per time</u>
Chain of Custody Relinquished:	<input checked="" type="checkbox"/> Yes <input type="checkbox"/> No <input type="checkbox"/> N/A	3. <u>matrix per 028 MLR 8-4-20</u>
Sampler Name & Signature on COC:	<input type="checkbox"/> Yes <input checked="" type="checkbox"/> No <input type="checkbox"/> N/A	4.
Samples Arrived within Hold Time:	<input checked="" type="checkbox"/> Yes <input type="checkbox"/> No	5.
- VOA Samples frozen upon receipt	<input type="checkbox"/> Yes <input type="checkbox"/> No	Date/Time:
Short Hold Time Analysis (<72hr):	<input type="checkbox"/> Yes <input checked="" type="checkbox"/> No	6.
Rush Turn Around Time Requested:	<input type="checkbox"/> Yes <input checked="" type="checkbox"/> No	7.
Sufficient Volume:	8.	
For Analysis: <input checked="" type="checkbox"/> Yes <input type="checkbox"/> No MS/MSD: <input type="checkbox"/> Yes <input checked="" type="checkbox"/> No <input type="checkbox"/> N/A		
Correct Containers Used:	<input checked="" type="checkbox"/> Yes <input type="checkbox"/> No	9.
-Pace Containers Used:	<input checked="" type="checkbox"/> Yes <input type="checkbox"/> No <input type="checkbox"/> N/A	
-Pace IR Containers Used:	<input type="checkbox"/> Yes <input type="checkbox"/> No <input checked="" type="checkbox"/> N/A	
Containers Intact:	<input checked="" type="checkbox"/> Yes <input type="checkbox"/> No	10.
Filtered volume received for Dissolved tests	<input checked="" type="checkbox"/> Yes <input type="checkbox"/> No <input type="checkbox"/> N/A	11.
Sample Labels match COC:	<input type="checkbox"/> Yes <input checked="" type="checkbox"/> No <input type="checkbox"/> N/A	12. <u>021 BP3U: unable to read time MLR 8-4-20</u>
-Includes date/time/ID/Analysis Matrix: <u>W</u>		
Trip Blank Present:	<input checked="" type="checkbox"/> Yes <input type="checkbox"/> No <input type="checkbox"/> N/A	13.
Trip Blank Custody Seals Present	<input checked="" type="checkbox"/> Yes <input type="checkbox"/> No <input type="checkbox"/> N/A	
Pace Trip Blank Lot # (if purchased): <u>449</u>		

Client Notification/ Resolution: _____
 Person Contacted: _____ Date/Time: _____
 Comments/ Resolution: _____

PM Review is documented electronically in LIMs. By releasing the project, the PM acknowledges they have reviewed the sample logir

November 20, 2020

Steve Osesek
The OS Group, LLC
N6746 McCurdy Road
Holmen, WI 54636

RE: Project: ONALASKA LANDFILL
Pace Project No.: 40217915

Dear Steve Osesek:

Enclosed are the analytical results for sample(s) received by the laboratory on November 06, 2020. The results relate only to the samples included in this report. Results reported herein conform to the applicable TNI/NELAC Standards and the laboratory's Quality Manual, where applicable, unless otherwise noted in the body of the report.

The test results provided in this final report were generated by each of the following laboratories within the Pace Network:

- Pace Analytical Services - Green Bay

If you have any questions concerning this report, please feel free to contact me.

Sincerely,



Christopher Hyska
christopher.hyska@pacelabs.com
(920)469-2436
Project Manager

Enclosures

cc: John Storlie, The OS Group, LLC



REPORT OF LABORATORY ANALYSIS

This report shall not be reproduced, except in full,
without the written consent of Pace Analytical Services, LLC.

CERTIFICATIONS

Project: ONALASKA LANDFILL

Pace Project No.: 40217915

Pace Analytical Services Green Bay

1241 Bellevue Street, Green Bay, WI 54302

Florida/NELAP Certification #: E87948

Illinois Certification #: 200050

Kentucky UST Certification #: 82

Louisiana Certification #: 04168

Minnesota Certification #: 055-999-334

New York Certification #: 12064

North Dakota Certification #: R-150

Virginia VELAP ID: 460263

South Carolina Certification #: 83006001

Texas Certification #: T104704529-14-1

Wisconsin Certification #: 405132750

Wisconsin DATCP Certification #: 105-444

USDA Soil Permit #: P330-16-00157

Federal Fish & Wildlife Permit #: LE51774A-0

REPORT OF LABORATORY ANALYSIS

This report shall not be reproduced, except in full,
without the written consent of Pace Analytical Services, LLC.

SAMPLE SUMMARY

Project: ONALASKA LANDFILL

Pace Project No.: 40217915

Lab ID	Sample ID	Matrix	Date Collected	Date Received
40217915001	MW-4S	Water	11/04/20 14:35	11/06/20 09:20
40217915002	MW-5S	Water	11/04/20 13:15	11/06/20 09:20
40217915003	MW-17S	Water	11/04/20 13:40	11/06/20 09:20
40217915004	PZ-5	Water	11/04/20 11:40	11/06/20 09:20
40217915005	PZ-6	Water	11/04/20 11:10	11/06/20 09:20
40217915006	MW-5S DUP	Water	11/04/20 13:20	11/06/20 09:20
40217915007	TRIP BLANK	Water	11/04/20 11:00	11/06/20 09:20
40217915008	MW-1SR	Water	11/04/20 00:00	11/06/20 09:20
40217915009	MW-2S	Water	11/04/20 00:00	11/06/20 09:20
40217915010	MW-2M	Water	11/04/20 00:00	11/06/20 09:20
40217915011	MW-6S	Water	11/04/20 00:00	11/06/20 09:20
40217915012	MW-6M	Water	11/04/20 00:00	11/06/20 09:20
40217915013	MW-7M	Water	11/04/20 00:00	11/06/20 09:20
40217915014	MW-8S	Water	11/04/20 00:00	11/06/20 09:20
40217915015	MW-8M	Water	11/04/20 00:00	11/06/20 09:20
40217915016	MW-9M	Water	11/04/20 00:00	11/06/20 09:20
40217915017	MW-10M	Water	11/04/20 00:00	11/06/20 09:20
40217915018	MW-11M	Water	11/04/20 00:00	11/06/20 09:20
40217915019	MW-12S	Water	11/04/20 00:00	11/06/20 09:20
40217915020	MW-14S	Water	11/04/20 00:00	11/06/20 09:20
40217915021	MW-15M	Water	11/04/20 00:00	11/06/20 09:20
40217915022	MW-16S	Water	11/04/20 00:00	11/06/20 09:20
40217915023	MW-16M	Water	11/04/20 00:00	11/06/20 09:20
40217915024	MW-17M	Water	11/04/20 00:00	11/06/20 09:20
40217915025	PZ-1	Water	11/04/20 00:00	11/06/20 09:20
40217915026	PZ-2	Water	11/04/20 00:00	11/06/20 09:20
40217915027	PZ-3	Water	11/04/20 00:00	11/06/20 09:20
40217915028	PZ-4	Water	11/04/20 00:00	11/06/20 09:20

REPORT OF LABORATORY ANALYSIS

This report shall not be reproduced, except in full,
without the written consent of Pace Analytical Services, LLC.

SAMPLE ANALYTE COUNT

Project: ONALASKA LANDFILL
Pace Project No.: 40217915

Lab ID	Sample ID	Method	Analysts	Analytes Reported	Laboratory
40217915001	MW-4S	EPA 6010	TXW	8	PASI-G
		EPA 7470	AJT	1	PASI-G
		EPA 8260	HNW	57	PASI-G
			CDH	9	PASI-G
40217915002	MW-5S	EPA 9060	TJJ	5	PASI-G
		EPA 6010	TXW	8	PASI-G
		EPA 7470	AJT	1	PASI-G
		EPA 8260	HNW	57	PASI-G
40217915003	MW-17S		CDH	9	PASI-G
		EPA 9060	TJJ	5	PASI-G
		EPA 6010	TXW	8	PASI-G
		EPA 7470	AJT	1	PASI-G
40217915004	PZ-5	EPA 8260	HNW	57	PASI-G
			CDH	9	PASI-G
		EPA 9060	TJJ	5	PASI-G
		EPA 6010	TXW	8	PASI-G
40217915005	PZ-6	EPA 7470	AJT	1	PASI-G
		EPA 8260	HNW	57	PASI-G
			CDH	9	PASI-G
		EPA 9060	TJJ	5	PASI-G
40217915006	MW-5S DUP	EPA 6010	TXW	8	PASI-G
		EPA 7470	AJT	1	PASI-G
		EPA 8260	HNW	57	PASI-G
			CDH	9	PASI-G
40217915007	TRIP BLANK	EPA 9060	TJJ	5	PASI-G
40217915007	TRIP BLANK	EPA 8260	HNW	57	PASI-G
40217915008	MW-1SR		CDH	1	PASI-G
40217915009	MW-2S		CDH	1	PASI-G
40217915010	MW-2M		CDH	1	PASI-G
40217915011	MW-6S		CDH	1	PASI-G
40217915012	MW-6M		CDH	1	PASI-G
40217915013	MW-7M		CDH	1	PASI-G

REPORT OF LABORATORY ANALYSIS

This report shall not be reproduced, except in full,
without the written consent of Pace Analytical Services, LLC.

SAMPLE ANALYTE COUNT

Project: ONALASKA LANDFILL

Pace Project No.: 40217915

Lab ID	Sample ID	Method	Analysts	Analytes Reported	Laboratory
40217915014	MW-8S		CDH	1	PASI-G
40217915015	MW-8M		CDH	1	PASI-G
40217915016	MW-9M		CDH	1	PASI-G
40217915017	MW-10M		CDH	1	PASI-G
40217915018	MW-11M		CDH	1	PASI-G
40217915019	MW-12S		CDH	1	PASI-G
40217915020	MW-14S		CDH	1	PASI-G
40217915021	MW-15M		CDH	1	PASI-G
40217915022	MW-16S		CDH	1	PASI-G
40217915023	MW-16M		CDH	1	PASI-G
40217915024	MW-17M		CDH	1	PASI-G
40217915025	PZ-1		CDH	1	PASI-G
40217915026	PZ-2		CDH	1	PASI-G
40217915027	PZ-3		CDH	1	PASI-G
40217915028	PZ-4		CDH	1	PASI-G

PASI-G = Pace Analytical Services - Green Bay

REPORT OF LABORATORY ANALYSIS

This report shall not be reproduced, except in full,
without the written consent of Pace Analytical Services, LLC.

ANALYTICAL RESULTS

Project: ONALASKA LANDFILL

Pace Project No.: 40217915

Sample: MW-4S **Lab ID: 40217915001** Collected: 11/04/20 14:35 Received: 11/06/20 09:20 Matrix: Water

Parameters	Results	Units	LOQ	LOD	DF	Prepared	Analyzed	CAS No.	Qual
6010 MET ICP, Dissolved									
Analytical Method: EPA 6010 Preparation Method: EPA 3010									
Pace Analytical Services - Green Bay									
Arsenic, Dissolved	9.6J	ug/L	25.0	8.3	1	11/09/20 13:20	11/10/20 13:45	7440-38-2	
Barium, Dissolved	196	ug/L	5.0	1.5	1	11/09/20 13:20	11/10/20 13:45	7440-39-3	
Cadmium, Dissolved	<1.3	ug/L	5.0	1.3	1	11/09/20 13:20	11/10/20 13:45	7440-43-9	
Cobalt, Dissolved	<1.4	ug/L	5.0	1.4	1	11/09/20 13:20	11/10/20 13:45	7440-48-4	
Iron, Dissolved	7520	ug/L	100	56.7	1	11/09/20 13:20	11/10/20 13:45	7439-89-6	
Lead, Dissolved	<5.9	ug/L	20.0	5.9	1	11/09/20 13:20	11/10/20 13:45	7439-92-1	
Manganese, Dissolved	638	ug/L	5.0	1.5	1	11/09/20 13:20	11/10/20 13:45	7439-96-5	
Vanadium, Dissolved	<2.6	ug/L	10.0	2.6	1	11/09/20 13:20	11/10/20 13:45	7440-62-2	
7470 Mercury, Dissolved									
Analytical Method: EPA 7470 Preparation Method: EPA 7470									
Pace Analytical Services - Green Bay									
Mercury, Dissolved	<0.066	ug/L	0.20	0.066	1	11/18/20 12:00	11/19/20 09:54	7439-97-6	
8260 MSV									
Analytical Method: EPA 8260									
Pace Analytical Services - Green Bay									
1,1,1-Trichloroethane	<0.49	ug/L	2.0	0.49	2		11/09/20 10:00	71-55-6	
1,1,2,2-Tetrachloroethane	<0.55	ug/L	2.0	0.55	2		11/09/20 10:00	79-34-5	
1,1,2-Trichloroethane	<1.1	ug/L	10.0	1.1	2		11/09/20 10:00	79-00-5	
1,1-Dichloroethane	<0.55	ug/L	2.0	0.55	2		11/09/20 10:00	75-34-3	
1,1-Dichloroethene	<0.49	ug/L	2.0	0.49	2		11/09/20 10:00	75-35-4	
1,2,4-Trimethylbenzene	130	ug/L	5.6	1.7	2		11/09/20 10:00	95-63-6	
1,2-Dibromo-3-chloropropane	<3.5	ug/L	11.8	3.5	2		11/09/20 10:00	96-12-8	
1,2-Dibromoethane (EDB)	<1.7	ug/L	5.5	1.7	2		11/09/20 10:00	106-93-4	
1,2-Dichlorobenzene	<1.4	ug/L	4.7	1.4	2		11/09/20 10:00	95-50-1	
1,2-Dichloroethane	<0.56	ug/L	2.0	0.56	2		11/09/20 10:00	107-06-2	
1,2-Dichloropropane	<0.57	ug/L	2.0	0.57	2		11/09/20 10:00	78-87-5	
1,3,5-Trimethylbenzene	<1.7	ug/L	5.8	1.7	2		11/09/20 10:00	108-67-8	
1,3-Dichlorobenzene	<1.3	ug/L	4.2	1.3	2		11/09/20 10:00	541-73-1	
1,4-Dichlorobenzene	<1.9	ug/L	6.3	1.9	2		11/09/20 10:00	106-46-7	
2-Butanone (MEK)	<5.9	ug/L	40.0	5.9	2		11/09/20 10:00	78-93-3	
2-Hexanone	<10.4	ug/L	34.7	10.4	2		11/09/20 10:00	591-78-6	
4-Methyl-2-pentanone (MIBK)	<9.3	ug/L	30.9	9.3	2		11/09/20 10:00	108-10-1	
Acetone	<5.5	ug/L	40.0	5.5	2		11/09/20 10:00	67-64-1	
Benzene	<0.49	ug/L	2.0	0.49	2		11/09/20 10:00	71-43-2	
Bromodichloromethane	<0.73	ug/L	2.4	0.73	2		11/09/20 10:00	75-27-4	
Bromoform	<7.9	ug/L	26.5	7.9	2		11/09/20 10:00	75-25-2	
Bromomethane	<1.9	ug/L	10.0	1.9	2		11/09/20 10:00	74-83-9	L2
Carbon disulfide	<0.90	ug/L	3.0	0.90	2		11/09/20 10:00	75-15-0	
Carbon tetrachloride	<2.2	ug/L	7.2	2.2	2		11/09/20 10:00	56-23-5	
Chlorobenzene	<1.4	ug/L	4.7	1.4	2		11/09/20 10:00	108-90-7	
Chloroethane	<2.7	ug/L	10.0	2.7	2		11/09/20 10:00	75-00-3	
Chloroform	<2.5	ug/L	10.0	2.5	2		11/09/20 10:00	67-66-3	
Chloromethane	<4.4	ug/L	14.6	4.4	2		11/09/20 10:00	74-87-3	
Dibromochloromethane	<5.2	ug/L	17.3	5.2	2		11/09/20 10:00	124-48-1	
Dibromomethane	<1.9	ug/L	6.2	1.9	2		11/09/20 10:00	74-95-3	

REPORT OF LABORATORY ANALYSIS

This report shall not be reproduced, except in full,
without the written consent of Pace Analytical Services, LLC.

ANALYTICAL RESULTS

Project: ONALASKA LANDFILL

Pace Project No.: 40217915

Sample: MW-4S **Lab ID: 40217915001** Collected: 11/04/20 14:35 Received: 11/06/20 09:20 Matrix: Water

Parameters	Results	Units	LOQ	LOD	DF	Prepared	Analyzed	CAS No.	Qual
8260 MSV									
Analytical Method: EPA 8260									
Pace Analytical Services - Green Bay									
Dichlorodifluoromethane	<1.0	ug/L	10.0	1.0	2		11/09/20 10:00	75-71-8	
Ethylbenzene	<0.64	ug/L	2.1	0.64	2		11/09/20 10:00	100-41-4	
Hexachloro-1,3-butadiene	<2.9	ug/L	9.8	2.9	2		11/09/20 10:00	87-68-3	
Isopropylbenzene (Cumene)	<3.4	ug/L	11.2	3.4	2		11/09/20 10:00	98-82-8	
Methyl-tert-butyl ether	<2.5	ug/L	8.3	2.5	2		11/09/20 10:00	1634-04-4	
Methylene Chloride	<1.2	ug/L	10.0	1.2	2		11/09/20 10:00	75-09-2	
Naphthalene	<2.4	ug/L	10.0	2.4	2		11/09/20 10:00	91-20-3	
Styrene	<6.0	ug/L	20.1	6.0	2		11/09/20 10:00	100-42-5	
Tetrachloroethene	<0.65	ug/L	2.2	0.65	2		11/09/20 10:00	127-18-4	
Tetrahydrofuran	<4.6	ug/L	40.0	4.6	2		11/09/20 10:00	109-99-9	
Toluene	<0.54	ug/L	2.0	0.54	2		11/09/20 10:00	108-88-3	
Trichloroethene	<0.51	ug/L	2.0	0.51	2		11/09/20 10:00	79-01-6	
Trichlorofluoromethane	<0.43	ug/L	2.0	0.43	2		11/09/20 10:00	75-69-4	
Vinyl chloride	<0.35	ug/L	2.0	0.35	2		11/09/20 10:00	75-01-4	
Xylene (Total)	<3.0	ug/L	6.0	3.0	2		11/09/20 10:00	1330-20-7	
cis-1,2-Dichloroethene	<0.54	ug/L	2.0	0.54	2		11/09/20 10:00	156-59-2	
cis-1,3-Dichloropropene	<7.3	ug/L	24.2	7.3	2		11/09/20 10:00	10061-01-5	
n-Butylbenzene	3.2J	ug/L	4.7	1.4	2		11/09/20 10:00	104-51-8	
n-Propylbenzene	6.0J	ug/L	10.0	1.6	2		11/09/20 10:00	103-65-1	
p-Isopropyltoluene	3.9J	ug/L	5.3	1.6	2		11/09/20 10:00	99-87-6	
sec-Butylbenzene	9.0J	ug/L	10.0	1.7	2		11/09/20 10:00	135-98-8	
tert-Butylbenzene	0.86J	ug/L	2.0	0.61	2		11/09/20 10:00	98-06-6	
trans-1,2-Dichloroethene	<0.93	ug/L	3.1	0.93	2		11/09/20 10:00	156-60-5	
trans-1,3-Dichloropropene	<8.7	ug/L	29.1	8.7	2		11/09/20 10:00	10061-02-6	
Surrogates									
4-Bromofluorobenzene (S)	103	%	70-130		2		11/09/20 10:00	460-00-4	
Dibromofluoromethane (S)	101	%	70-130		2		11/09/20 10:00	1868-53-7	
Toluene-d8 (S)	97	%	70-130		2		11/09/20 10:00	2037-26-5	
Field Data									
Analytical Method:									
Pace Analytical Services - Green Bay									
Field pH	7.09	Std. Units			1		11/04/20 14:35		
Field Specific Conductance	344	umhos/cm			1		11/04/20 14:35		
Oxygen, Dissolved	0.19	mg/L			1		11/04/20 14:35	7782-44-7	
REDOX	-305.7	mV			1		11/04/20 14:35		
Turbidity	N	no units			1		11/04/20 14:35		
Static Water Level	644.11	feet			1		11/04/20 14:35		
Apparent Color	N	no units			1		11/04/20 14:35		
Odor	N	no units			1		11/04/20 14:35		
Temperature, Water (C)	11.16	deg C			1		11/04/20 14:35		
Total Organic Carbon									
Analytical Method: EPA 9060									
Pace Analytical Services - Green Bay									
Total Organic Carbon	2.5	mg/L	0.50	0.085	1		11/12/20 11:45	7440-44-0	
Total Organic Carbon	2.6	mg/L	0.50	0.085	1		11/12/20 11:45	7440-44-0	

REPORT OF LABORATORY ANALYSIS

This report shall not be reproduced, except in full,
without the written consent of Pace Analytical Services, LLC.

ANALYTICAL RESULTS

Project: ONALASKA LANDFILL

Pace Project No.: 40217915

Sample: MW-4S **Lab ID: 40217915001** Collected: 11/04/20 14:35 Received: 11/06/20 09:20 Matrix: Water

Parameters	Results	Units	LOQ	LOD	DF	Prepared	Analyzed	CAS No.	Qual
Total Organic Carbon		Analytical Method: EPA 9060 Pace Analytical Services - Green Bay							
Total Organic Carbon	2.6	mg/L	0.50	0.085	1		11/12/20 11:45	7440-44-0	
Total Organic Carbon	2.7	mg/L	0.50	0.085	1		11/12/20 11:45	7440-44-0	
Mean Total Organic Carbon	2.6	mg/L	0.50	0.085	1		11/12/20 11:45	7440-44-0	

REPORT OF LABORATORY ANALYSIS

This report shall not be reproduced, except in full,
without the written consent of Pace Analytical Services, LLC.

ANALYTICAL RESULTS

Project: ONALASKA LANDFILL
Pace Project No.: 40217915

Sample: MW-5S **Lab ID: 40217915002** Collected: 11/04/20 13:15 Received: 11/06/20 09:20 Matrix: Water

Parameters	Results	Units	LOQ	LOD	DF	Prepared	Analyzed	CAS No.	Qual
6010 MET ICP, Dissolved									
Analytical Method: EPA 6010 Preparation Method: EPA 3010 Pace Analytical Services - Green Bay									
Arsenic, Dissolved	9.6J	ug/L	25.0	8.3	1	11/09/20 13:20	11/10/20 13:47	7440-38-2	
Barium, Dissolved	194	ug/L	5.0	1.5	1	11/09/20 13:20	11/10/20 13:47	7440-39-3	
Cadmium, Dissolved	<1.3	ug/L	5.0	1.3	1	11/09/20 13:20	11/10/20 13:47	7440-43-9	
Cobalt, Dissolved	1.5J	ug/L	5.0	1.4	1	11/09/20 13:20	11/10/20 13:47	7440-48-4	
Iron, Dissolved	16000	ug/L	100	56.7	1	11/09/20 13:20	11/10/20 13:47	7439-89-6	
Lead, Dissolved	<5.9	ug/L	20.0	5.9	1	11/09/20 13:20	11/10/20 13:47	7439-92-1	
Manganese, Dissolved	1050	ug/L	5.0	1.5	1	11/09/20 13:20	11/10/20 13:47	7439-96-5	
Vanadium, Dissolved	<2.6	ug/L	10.0	2.6	1	11/09/20 13:20	11/10/20 13:47	7440-62-2	
7470 Mercury, Dissolved									
Analytical Method: EPA 7470 Preparation Method: EPA 7470 Pace Analytical Services - Green Bay									
Mercury, Dissolved	<0.066	ug/L	0.20	0.066	1	11/18/20 12:00	11/19/20 10:01	7439-97-6	
8260 MSV									
Analytical Method: EPA 8260 Pace Analytical Services - Green Bay									
1,1,1-Trichloroethane	<2.4	ug/L	10.0	2.4	10		11/09/20 10:22	71-55-6	
1,1,2,2-Tetrachloroethane	<2.8	ug/L	10.0	2.8	10		11/09/20 10:22	79-34-5	
1,1,2-Trichloroethane	<5.5	ug/L	50.0	5.5	10		11/09/20 10:22	79-00-5	
1,1-Dichloroethane	<2.7	ug/L	10.0	2.7	10		11/09/20 10:22	75-34-3	
1,1-Dichloroethene	<2.4	ug/L	10.0	2.4	10		11/09/20 10:22	75-35-4	
1,2,4-Trimethylbenzene	1110	ug/L	28.0	8.4	10		11/09/20 10:22	95-63-6	
1,2-Dibromo-3-chloropropane	<17.6	ug/L	58.8	17.6	10		11/09/20 10:22	96-12-8	
1,2-Dibromoethane (EDB)	<8.3	ug/L	27.6	8.3	10		11/09/20 10:22	106-93-4	
1,2-Dichlorobenzene	<7.1	ug/L	23.5	7.1	10		11/09/20 10:22	95-50-1	
1,2-Dichloroethane	<2.8	ug/L	10.0	2.8	10		11/09/20 10:22	107-06-2	
1,2-Dichloropropane	<2.8	ug/L	10.0	2.8	10		11/09/20 10:22	78-87-5	
1,3,5-Trimethylbenzene	<8.7	ug/L	29.1	8.7	10		11/09/20 10:22	108-67-8	
1,3-Dichlorobenzene	<6.3	ug/L	20.9	6.3	10		11/09/20 10:22	541-73-1	
1,4-Dichlorobenzene	<9.4	ug/L	31.5	9.4	10		11/09/20 10:22	106-46-7	
2-Butanone (MEK)	<29.4	ug/L	200	29.4	10		11/09/20 10:22	78-93-3	
2-Hexanone	<52.1	ug/L	174	52.1	10		11/09/20 10:22	591-78-6	
4-Methyl-2-pentanone (MIBK)	<46.4	ug/L	155	46.4	10		11/09/20 10:22	108-10-1	
Acetone	<27.4	ug/L	200	27.4	10		11/09/20 10:22	67-64-1	
Benzene	<2.5	ug/L	10.0	2.5	10		11/09/20 10:22	71-43-2	
Bromodichloromethane	<3.6	ug/L	12.1	3.6	10		11/09/20 10:22	75-27-4	
Bromoform	<39.7	ug/L	132	39.7	10		11/09/20 10:22	75-25-2	
Bromomethane	<9.7	ug/L	50.0	9.7	10		11/09/20 10:22	74-83-9	L2
Carbon disulfide	<4.5	ug/L	15.0	4.5	10		11/09/20 10:22	75-15-0	
Carbon tetrachloride	<10.8	ug/L	35.9	10.8	10		11/09/20 10:22	56-23-5	
Chlorobenzene	<7.1	ug/L	23.7	7.1	10		11/09/20 10:22	108-90-7	
Chloroethane	<13.4	ug/L	50.0	13.4	10		11/09/20 10:22	75-00-3	
Chloroform	<12.7	ug/L	50.0	12.7	10		11/09/20 10:22	67-66-3	
Chloromethane	<21.9	ug/L	73.0	21.9	10		11/09/20 10:22	74-87-3	
Dibromochloromethane	<26.0	ug/L	86.7	26.0	10		11/09/20 10:22	124-48-1	
Dibromomethane	<9.4	ug/L	31.2	9.4	10		11/09/20 10:22	74-95-3	

REPORT OF LABORATORY ANALYSIS

This report shall not be reproduced, except in full,
without the written consent of Pace Analytical Services, LLC.

ANALYTICAL RESULTS

Project: ONALASKA LANDFILL
Pace Project No.: 40217915

Sample: MW-5S **Lab ID: 40217915002** Collected: 11/04/20 13:15 Received: 11/06/20 09:20 Matrix: Water

Parameters	Results	Units	LOQ	LOD	DF	Prepared	Analyzed	CAS No.	Qual
8260 MSV									
Analytical Method: EPA 8260									
Pace Analytical Services - Green Bay									
Dichlorodifluoromethane	<5.0	ug/L	50.0	5.0	10		11/09/20 10:22	75-71-8	
Ethylbenzene	<3.2	ug/L	10.6	3.2	10		11/09/20 10:22	100-41-4	
Hexachloro-1,3-butadiene	<14.6	ug/L	48.8	14.6	10		11/09/20 10:22	87-68-3	
Isopropylbenzene (Cumene)	41.4J	ug/L	56.2	16.9	10		11/09/20 10:22	98-82-8	
Methyl-tert-butyl ether	<12.5	ug/L	41.5	12.5	10		11/09/20 10:22	1634-04-4	
Methylene Chloride	<5.8	ug/L	50.0	5.8	10		11/09/20 10:22	75-09-2	
Naphthalene	29.0J	ug/L	50.0	11.8	10		11/09/20 10:22	91-20-3	
Styrene	<30.1	ug/L	100	30.1	10		11/09/20 10:22	100-42-5	
Tetrachloroethene	<3.3	ug/L	10.9	3.3	10		11/09/20 10:22	127-18-4	
Tetrahydrofuran	<23.2	ug/L	200	23.2	10		11/09/20 10:22	109-99-9	
Toluene	<2.7	ug/L	10.0	2.7	10		11/09/20 10:22	108-88-3	
Trichloroethene	<2.6	ug/L	10.0	2.6	10		11/09/20 10:22	79-01-6	
Trichlorofluoromethane	<2.1	ug/L	10.0	2.1	10		11/09/20 10:22	75-69-4	
Vinyl chloride	<1.7	ug/L	10.0	1.7	10		11/09/20 10:22	75-01-4	
Xylene (Total)	<15.0	ug/L	30.0	15.0	10		11/09/20 10:22	1330-20-7	
cis-1,2-Dichloroethene	<2.7	ug/L	10.0	2.7	10		11/09/20 10:22	156-59-2	
cis-1,3-Dichloropropene	<36.3	ug/L	121	36.3	10		11/09/20 10:22	10061-01-5	
n-Butylbenzene	9.1J	ug/L	23.6	7.1	10		11/09/20 10:22	104-51-8	
n-Propylbenzene	71.6	ug/L	50.0	8.1	10		11/09/20 10:22	103-65-1	
p-Isopropyltoluene	9.1J	ug/L	26.7	8.0	10		11/09/20 10:22	99-87-6	
sec-Butylbenzene	11.7J	ug/L	50.0	8.5	10		11/09/20 10:22	135-98-8	
tert-Butylbenzene	14.7	ug/L	10.1	3.0	10		11/09/20 10:22	98-06-6	
trans-1,2-Dichloroethene	<4.6	ug/L	15.5	4.6	10		11/09/20 10:22	156-60-5	
trans-1,3-Dichloropropene	<43.7	ug/L	146	43.7	10		11/09/20 10:22	10061-02-6	
Surrogates									
4-Bromofluorobenzene (S)	100	%	70-130		10		11/09/20 10:22	460-00-4	
Dibromofluoromethane (S)	102	%	70-130		10		11/09/20 10:22	1868-53-7	
Toluene-d8 (S)	97	%	70-130		10		11/09/20 10:22	2037-26-5	
Field Data									
Analytical Method:									
Pace Analytical Services - Green Bay									
Field pH	6.89	Std. Units			1		11/04/20 13:15		
Field Specific Conductance	333	umhos/cm			1		11/04/20 13:15		
Oxygen, Dissolved	0.3	mg/L			1		11/04/20 13:15	7782-44-7	
REDOX	-290.3	mV			1		11/04/20 13:15		
Turbidity	N	no units			1		11/04/20 13:15		
Static Water Level	644.18	feet			1		11/04/20 13:15		
Apparent Color	N	no units			1		11/04/20 13:15		
Odor	N	no units			1		11/04/20 13:15		
Temperature, Water (C)	12.09	deg C			1		11/04/20 13:15		
Total Organic Carbon									
Analytical Method: EPA 9060									
Pace Analytical Services - Green Bay									
Total Organic Carbon	4.0	mg/L	1.5	0.25	3		11/12/20 12:51	7440-44-0	
Total Organic Carbon	4.3	mg/L	1.5	0.25	3		11/12/20 12:51	7440-44-0	

REPORT OF LABORATORY ANALYSIS

This report shall not be reproduced, except in full,
without the written consent of Pace Analytical Services, LLC.

ANALYTICAL RESULTS

Project: ONALASKA LANDFILL

Pace Project No.: 40217915

Sample: MW-5S **Lab ID: 40217915002** Collected: 11/04/20 13:15 Received: 11/06/20 09:20 Matrix: Water

Parameters	Results	Units	LOQ	LOD	DF	Prepared	Analyzed	CAS No.	Qual
Total Organic Carbon		Analytical Method: EPA 9060 Pace Analytical Services - Green Bay							
Total Organic Carbon	4.7	mg/L	1.5	0.25	3		11/12/20 12:51	7440-44-0	
Total Organic Carbon	4.8	mg/L	1.5	0.25	3		11/12/20 12:51	7440-44-0	
Mean Total Organic Carbon	4.5	mg/L	1.5	0.25	3		11/12/20 12:51	7440-44-0	

REPORT OF LABORATORY ANALYSIS

This report shall not be reproduced, except in full,
without the written consent of Pace Analytical Services, LLC.

ANALYTICAL RESULTS

Project: ONALASKA LANDFILL
Pace Project No.: 40217915

Sample: MW-17S **Lab ID: 40217915003** Collected: 11/04/20 13:40 Received: 11/06/20 09:20 Matrix: Water

Parameters	Results	Units	LOQ	LOD	DF	Prepared	Analyzed	CAS No.	Qual
6010 MET ICP, Dissolved									
Analytical Method: EPA 6010 Preparation Method: EPA 3010 Pace Analytical Services - Green Bay									
Arsenic, Dissolved	18.2J	ug/L	25.0	8.3	1	11/09/20 13:20	11/10/20 13:50	7440-38-2	
Barium, Dissolved	180	ug/L	5.0	1.5	1	11/09/20 13:20	11/10/20 13:50	7440-39-3	
Cadmium, Dissolved	<1.3	ug/L	5.0	1.3	1	11/09/20 13:20	11/10/20 13:50	7440-43-9	
Cobalt, Dissolved	<1.4	ug/L	5.0	1.4	1	11/09/20 13:20	11/10/20 13:50	7440-48-4	
Iron, Dissolved	9860	ug/L	100	56.7	1	11/09/20 13:20	11/10/20 13:50	7439-89-6	
Lead, Dissolved	<5.9	ug/L	20.0	5.9	1	11/09/20 13:20	11/10/20 13:50	7439-92-1	
Manganese, Dissolved	1140	ug/L	5.0	1.5	1	11/09/20 13:20	11/10/20 13:50	7439-96-5	
Vanadium, Dissolved	<2.6	ug/L	10.0	2.6	1	11/09/20 13:20	11/10/20 13:50	7440-62-2	
7470 Mercury, Dissolved									
Analytical Method: EPA 7470 Preparation Method: EPA 7470 Pace Analytical Services - Green Bay									
Mercury, Dissolved	<0.066	ug/L	0.20	0.066	1	11/18/20 12:00	11/19/20 10:03	7439-97-6	
8260 MSV									
Analytical Method: EPA 8260 Pace Analytical Services - Green Bay									
1,1,1-Trichloroethane	<1.2	ug/L	5.0	1.2	5		11/09/20 10:45	71-55-6	
1,1,2,2-Tetrachloroethane	<1.4	ug/L	5.0	1.4	5		11/09/20 10:45	79-34-5	
1,1,2-Trichloroethane	<2.8	ug/L	25.0	2.8	5		11/09/20 10:45	79-00-5	
1,1-Dichloroethane	<1.4	ug/L	5.0	1.4	5		11/09/20 10:45	75-34-3	
1,1-Dichloroethene	<1.2	ug/L	5.0	1.2	5		11/09/20 10:45	75-35-4	
1,2,4-Trimethylbenzene	1340	ug/L	14.0	4.2	5		11/09/20 10:45	95-63-6	
1,2-Dibromo-3-chloropropane	<8.8	ug/L	29.4	8.8	5		11/09/20 10:45	96-12-8	
1,2-Dibromoethane (EDB)	<4.1	ug/L	13.8	4.1	5		11/09/20 10:45	106-93-4	
1,2-Dichlorobenzene	<3.5	ug/L	11.8	3.5	5		11/09/20 10:45	95-50-1	
1,2-Dichloroethane	<1.4	ug/L	5.0	1.4	5		11/09/20 10:45	107-06-2	
1,2-Dichloropropane	<1.4	ug/L	5.0	1.4	5		11/09/20 10:45	78-87-5	
1,3,5-Trimethylbenzene	<4.4	ug/L	14.6	4.4	5		11/09/20 10:45	108-67-8	
1,3-Dichlorobenzene	<3.1	ug/L	10.5	3.1	5		11/09/20 10:45	541-73-1	
1,4-Dichlorobenzene	<4.7	ug/L	15.7	4.7	5		11/09/20 10:45	106-46-7	
2-Butanone (MEK)	<14.7	ug/L	100	14.7	5		11/09/20 10:45	78-93-3	
2-Hexanone	<26.0	ug/L	86.8	26.0	5		11/09/20 10:45	591-78-6	
4-Methyl-2-pentanone (MIBK)	<23.2	ug/L	77.3	23.2	5		11/09/20 10:45	108-10-1	
Acetone	<13.7	ug/L	100	13.7	5		11/09/20 10:45	67-64-1	
Benzene	<1.2	ug/L	5.0	1.2	5		11/09/20 10:45	71-43-2	
Bromodichloromethane	<1.8	ug/L	6.1	1.8	5		11/09/20 10:45	75-27-4	
Bromoform	<19.9	ug/L	66.2	19.9	5		11/09/20 10:45	75-25-2	
Bromomethane	<4.9	ug/L	25.0	4.9	5		11/09/20 10:45	74-83-9	L2
Carbon disulfide	<2.2	ug/L	7.5	2.2	5		11/09/20 10:45	75-15-0	
Carbon tetrachloride	<5.4	ug/L	17.9	5.4	5		11/09/20 10:45	56-23-5	
Chlorobenzene	<3.6	ug/L	11.8	3.6	5		11/09/20 10:45	108-90-7	
Chloroethane	<6.7	ug/L	25.0	6.7	5		11/09/20 10:45	75-00-3	
Chloroform	<6.4	ug/L	25.0	6.4	5		11/09/20 10:45	67-66-3	
Chloromethane	<10.9	ug/L	36.5	10.9	5		11/09/20 10:45	74-87-3	
Dibromochloromethane	<13.0	ug/L	43.4	13.0	5		11/09/20 10:45	124-48-1	
Dibromomethane	<4.7	ug/L	15.6	4.7	5		11/09/20 10:45	74-95-3	

REPORT OF LABORATORY ANALYSIS

This report shall not be reproduced, except in full,
without the written consent of Pace Analytical Services, LLC.

ANALYTICAL RESULTS

Project: ONALASKA LANDFILL
Pace Project No.: 40217915

Sample: MW-17S **Lab ID: 40217915003** Collected: 11/04/20 13:40 Received: 11/06/20 09:20 Matrix: Water

Parameters	Results	Units	LOQ	LOD	DF	Prepared	Analyzed	CAS No.	Qual
8260 MSV									
Analytical Method: EPA 8260									
Pace Analytical Services - Green Bay									
Dichlorodifluoromethane	<2.5	ug/L	25.0	2.5	5		11/09/20 10:45	75-71-8	
Ethylbenzene	<1.6	ug/L	5.3	1.6	5		11/09/20 10:45	100-41-4	
Hexachloro-1,3-butadiene	<7.3	ug/L	24.4	7.3	5		11/09/20 10:45	87-68-3	
Isopropylbenzene (Cumene)	10.8J	ug/L	28.1	8.4	5		11/09/20 10:45	98-82-8	
Methyl-tert-butyl ether	<6.2	ug/L	20.8	6.2	5		11/09/20 10:45	1634-04-4	
Methylene Chloride	<2.9	ug/L	25.0	2.9	5		11/09/20 10:45	75-09-2	
Naphthalene	<5.9	ug/L	25.0	5.9	5		11/09/20 10:45	91-20-3	
Styrene	<15.0	ug/L	50.2	15.0	5		11/09/20 10:45	100-42-5	
Tetrachloroethene	<1.6	ug/L	5.4	1.6	5		11/09/20 10:45	127-18-4	
Tetrahydrofuran	<11.6	ug/L	100	11.6	5		11/09/20 10:45	109-99-9	
Toluene	<1.3	ug/L	5.0	1.3	5		11/09/20 10:45	108-88-3	
Trichloroethene	<1.3	ug/L	5.0	1.3	5		11/09/20 10:45	79-01-6	
Trichlorofluoromethane	<1.1	ug/L	5.0	1.1	5		11/09/20 10:45	75-69-4	
Vinyl chloride	<0.87	ug/L	5.0	0.87	5		11/09/20 10:45	75-01-4	
Xylene (Total)	<7.5	ug/L	15.0	7.5	5		11/09/20 10:45	1330-20-7	
cis-1,2-Dichloroethene	<1.4	ug/L	5.0	1.4	5		11/09/20 10:45	156-59-2	
cis-1,3-Dichloropropene	<18.1	ug/L	60.5	18.1	5		11/09/20 10:45	10061-01-5	
n-Butylbenzene	9.6J	ug/L	11.8	3.5	5		11/09/20 10:45	104-51-8	
n-Propylbenzene	25.9	ug/L	25.0	4.1	5		11/09/20 10:45	103-65-1	
p-Isopropyltoluene	30.7	ug/L	13.3	4.0	5		11/09/20 10:45	99-87-6	
sec-Butylbenzene	27.8	ug/L	25.0	4.2	5		11/09/20 10:45	135-98-8	
tert-Butylbenzene	9.8	ug/L	5.1	1.5	5		11/09/20 10:45	98-06-6	
trans-1,2-Dichloroethene	<2.3	ug/L	7.7	2.3	5		11/09/20 10:45	156-60-5	
trans-1,3-Dichloropropene	<21.9	ug/L	72.8	21.9	5		11/09/20 10:45	10061-02-6	
Surrogates									
4-Bromofluorobenzene (S)	103	%	70-130		5		11/09/20 10:45	460-00-4	
Dibromofluoromethane (S)	99	%	70-130		5		11/09/20 10:45	1868-53-7	
Toluene-d8 (S)	96	%	70-130		5		11/09/20 10:45	2037-26-5	
Field Data									
Analytical Method:									
Pace Analytical Services - Green Bay									
Field pH	7.11	Std. Units			1		11/04/20 13:40		
Field Specific Conductance	357	umhos/cm			1		11/04/20 13:40		
Oxygen, Dissolved	0.65	mg/L			1		11/04/20 13:40	7782-44-7	
REDOX	-236.9	mV			1		11/04/20 13:40		
Turbidity	N	no units			1		11/04/20 13:40		
Static Water Level	644.13	feet			1		11/04/20 13:40		
Apparent Color	N	no units			1		11/04/20 13:40		
Odor	N	no units			1		11/04/20 13:40		
Temperature, Water (C)	12.89	deg C			1		11/04/20 13:40		
Total Organic Carbon									
Analytical Method: EPA 9060									
Pace Analytical Services - Green Bay									
Total Organic Carbon	1.4	mg/L	0.50	0.085	1		11/12/20 14:22	7440-44-0	
Total Organic Carbon	1.5	mg/L	0.50	0.085	1		11/12/20 14:22	7440-44-0	

REPORT OF LABORATORY ANALYSIS

This report shall not be reproduced, except in full,
without the written consent of Pace Analytical Services, LLC.

ANALYTICAL RESULTS

Project: ONALASKA LANDFILL

Pace Project No.: 40217915

Sample: MW-17S **Lab ID: 40217915003** Collected: 11/04/20 13:40 Received: 11/06/20 09:20 Matrix: Water

Parameters	Results	Units	LOQ	LOD	DF	Prepared	Analyzed	CAS No.	Qual
Total Organic Carbon		Analytical Method: EPA 9060 Pace Analytical Services - Green Bay							
Total Organic Carbon	1.6	mg/L	0.50	0.085	1		11/12/20 14:22	7440-44-0	
Total Organic Carbon	1.7	mg/L	0.50	0.085	1		11/12/20 14:22	7440-44-0	
Mean Total Organic Carbon	1.6	mg/L	0.50	0.085	1		11/12/20 14:22	7440-44-0	

REPORT OF LABORATORY ANALYSIS

This report shall not be reproduced, except in full,
without the written consent of Pace Analytical Services, LLC.

ANALYTICAL RESULTS

Project: ONALASKA LANDFILL
Pace Project No.: 40217915

Sample: PZ-5 **Lab ID: 40217915004** Collected: 11/04/20 11:40 Received: 11/06/20 09:20 Matrix: Water

Parameters	Results	Units	LOQ	LOD	DF	Prepared	Analyzed	CAS No.	Qual
6010 MET ICP, Dissolved									
Analytical Method: EPA 6010 Preparation Method: EPA 3010									
Pace Analytical Services - Green Bay									
Arsenic, Dissolved	<8.3	ug/L	25.0	8.3	1	11/09/20 13:20	11/10/20 13:52	7440-38-2	
Barium, Dissolved	167	ug/L	5.0	1.5	1	11/09/20 13:20	11/10/20 13:52	7440-39-3	
Cadmium, Dissolved	<1.3	ug/L	5.0	1.3	1	11/09/20 13:20	11/10/20 13:52	7440-43-9	
Cobalt, Dissolved	<1.4	ug/L	5.0	1.4	1	11/09/20 13:20	11/10/20 13:52	7440-48-4	
Iron, Dissolved	6680	ug/L	100	56.7	1	11/09/20 13:20	11/10/20 13:52	7439-89-6	
Lead, Dissolved	<5.9	ug/L	20.0	5.9	1	11/09/20 13:20	11/10/20 13:52	7439-92-1	
Manganese, Dissolved	1050	ug/L	5.0	1.5	1	11/09/20 13:20	11/10/20 13:52	7439-96-5	
Vanadium, Dissolved	<2.6	ug/L	10.0	2.6	1	11/09/20 13:20	11/10/20 13:52	7440-62-2	
7470 Mercury, Dissolved									
Analytical Method: EPA 7470 Preparation Method: EPA 7470									
Pace Analytical Services - Green Bay									
Mercury, Dissolved	<0.066	ug/L	0.20	0.066	1	11/18/20 12:00	11/19/20 10:05	7439-97-6	
8260 MSV									
Analytical Method: EPA 8260									
Pace Analytical Services - Green Bay									
1,1,1-Trichloroethane	<0.49	ug/L	2.0	0.49	2		11/09/20 11:07	71-55-6	
1,1,2,2-Tetrachloroethane	<0.55	ug/L	2.0	0.55	2		11/09/20 11:07	79-34-5	
1,1,2-Trichloroethane	<1.1	ug/L	10.0	1.1	2		11/09/20 11:07	79-00-5	
1,1-Dichloroethane	<0.55	ug/L	2.0	0.55	2		11/09/20 11:07	75-34-3	
1,1-Dichloroethene	<0.49	ug/L	2.0	0.49	2		11/09/20 11:07	75-35-4	
1,2,4-Trimethylbenzene	535	ug/L	5.6	1.7	2		11/09/20 11:07	95-63-6	
1,2-Dibromo-3-chloropropane	<3.5	ug/L	11.8	3.5	2		11/09/20 11:07	96-12-8	
1,2-Dibromoethane (EDB)	<1.7	ug/L	5.5	1.7	2		11/09/20 11:07	106-93-4	
1,2-Dichlorobenzene	<1.4	ug/L	4.7	1.4	2		11/09/20 11:07	95-50-1	
1,2-Dichloroethane	<0.56	ug/L	2.0	0.56	2		11/09/20 11:07	107-06-2	
1,2-Dichloropropane	<0.57	ug/L	2.0	0.57	2		11/09/20 11:07	78-87-5	
1,3,5-Trimethylbenzene	<1.7	ug/L	5.8	1.7	2		11/09/20 11:07	108-67-8	
1,3-Dichlorobenzene	<1.3	ug/L	4.2	1.3	2		11/09/20 11:07	541-73-1	
1,4-Dichlorobenzene	<1.9	ug/L	6.3	1.9	2		11/09/20 11:07	106-46-7	
2-Butanone (MEK)	<5.9	ug/L	40.0	5.9	2		11/09/20 11:07	78-93-3	
2-Hexanone	<10.4	ug/L	34.7	10.4	2		11/09/20 11:07	591-78-6	
4-Methyl-2-pentanone (MIBK)	<9.3	ug/L	30.9	9.3	2		11/09/20 11:07	108-10-1	
Acetone	<5.5	ug/L	40.0	5.5	2		11/09/20 11:07	67-64-1	
Benzene	<0.49	ug/L	2.0	0.49	2		11/09/20 11:07	71-43-2	
Bromodichloromethane	<0.73	ug/L	2.4	0.73	2		11/09/20 11:07	75-27-4	
Bromoform	<7.9	ug/L	26.5	7.9	2		11/09/20 11:07	75-25-2	
Bromomethane	<1.9	ug/L	10.0	1.9	2		11/09/20 11:07	74-83-9	L2
Carbon disulfide	<0.90	ug/L	3.0	0.90	2		11/09/20 11:07	75-15-0	
Carbon tetrachloride	<2.2	ug/L	7.2	2.2	2		11/09/20 11:07	56-23-5	
Chlorobenzene	<1.4	ug/L	4.7	1.4	2		11/09/20 11:07	108-90-7	
Chloroethane	<2.7	ug/L	10.0	2.7	2		11/09/20 11:07	75-00-3	
Chloroform	<2.5	ug/L	10.0	2.5	2		11/09/20 11:07	67-66-3	
Chloromethane	<4.4	ug/L	14.6	4.4	2		11/09/20 11:07	74-87-3	
Dibromochloromethane	<5.2	ug/L	17.3	5.2	2		11/09/20 11:07	124-48-1	
Dibromomethane	<1.9	ug/L	6.2	1.9	2		11/09/20 11:07	74-95-3	

REPORT OF LABORATORY ANALYSIS

This report shall not be reproduced, except in full,
without the written consent of Pace Analytical Services, LLC.

ANALYTICAL RESULTS

Project: ONALASKA LANDFILL

Pace Project No.: 40217915

Sample: PZ-5 **Lab ID: 40217915004** Collected: 11/04/20 11:40 Received: 11/06/20 09:20 Matrix: Water

Parameters	Results	Units	LOQ	LOD	DF	Prepared	Analyzed	CAS No.	Qual
------------	---------	-------	-----	-----	----	----------	----------	---------	------

8260 MSV

Analytical Method: EPA 8260
Pace Analytical Services - Green Bay

Dichlorodifluoromethane	<1.0	ug/L	10.0	1.0	2		11/09/20 11:07	75-71-8	
Ethylbenzene	<0.64	ug/L	2.1	0.64	2		11/09/20 11:07	100-41-4	
Hexachloro-1,3-butadiene	<2.9	ug/L	9.8	2.9	2		11/09/20 11:07	87-68-3	
Isopropylbenzene (Cumene)	3.8J	ug/L	11.2	3.4	2		11/09/20 11:07	98-82-8	
Methyl-tert-butyl ether	<2.5	ug/L	8.3	2.5	2		11/09/20 11:07	1634-04-4	
Methylene Chloride	<1.2	ug/L	10.0	1.2	2		11/09/20 11:07	75-09-2	
Naphthalene	<2.4	ug/L	10.0	2.4	2		11/09/20 11:07	91-20-3	
Styrene	<6.0	ug/L	20.1	6.0	2		11/09/20 11:07	100-42-5	
Tetrachloroethene	<0.65	ug/L	2.2	0.65	2		11/09/20 11:07	127-18-4	
Tetrahydrofuran	<4.6	ug/L	40.0	4.6	2		11/09/20 11:07	109-99-9	
Toluene	<0.54	ug/L	2.0	0.54	2		11/09/20 11:07	108-88-3	
Trichloroethene	<0.51	ug/L	2.0	0.51	2		11/09/20 11:07	79-01-6	
Trichlorofluoromethane	<0.43	ug/L	2.0	0.43	2		11/09/20 11:07	75-69-4	
Vinyl chloride	<0.35	ug/L	2.0	0.35	2		11/09/20 11:07	75-01-4	
Xylene (Total)	<3.0	ug/L	6.0	3.0	2		11/09/20 11:07	1330-20-7	
cis-1,2-Dichloroethene	<0.54	ug/L	2.0	0.54	2		11/09/20 11:07	156-59-2	
cis-1,3-Dichloropropene	<7.3	ug/L	24.2	7.3	2		11/09/20 11:07	10061-01-5	
n-Butylbenzene	5.5	ug/L	4.7	1.4	2		11/09/20 11:07	104-51-8	
n-Propylbenzene	6.3J	ug/L	10.0	1.6	2		11/09/20 11:07	103-65-1	
p-Isopropyltoluene	18.3	ug/L	5.3	1.6	2		11/09/20 11:07	99-87-6	
sec-Butylbenzene	16.5	ug/L	10.0	1.7	2		11/09/20 11:07	135-98-8	
tert-Butylbenzene	4.3	ug/L	2.0	0.61	2		11/09/20 11:07	98-06-6	
trans-1,2-Dichloroethene	<0.93	ug/L	3.1	0.93	2		11/09/20 11:07	156-60-5	
trans-1,3-Dichloropropene	<8.7	ug/L	29.1	8.7	2		11/09/20 11:07	10061-02-6	

Surrogates

4-Bromofluorobenzene (S)	103	%	70-130		2		11/09/20 11:07	460-00-4	
Dibromofluoromethane (S)	98	%	70-130		2		11/09/20 11:07	1868-53-7	
Toluene-d8 (S)	97	%	70-130		2		11/09/20 11:07	2037-26-5	

Field Data

Analytical Method:
Pace Analytical Services - Green Bay

Field pH	7.21	Std. Units			1		11/04/20 11:40		
Field Specific Conductance	326	umhos/cm			1		11/04/20 11:40		
Oxygen, Dissolved	0.42	mg/L			1		11/04/20 11:40	7782-44-7	
REDOX	-256.0	mV			1		11/04/20 11:40		
Turbidity	N	no units			1		11/04/20 11:40		
Static Water Level	644.06	feet			1		11/04/20 11:40		
Apparent Color	N	no units			1		11/04/20 11:40		
Odor	N	no units			1		11/04/20 11:40		
Temperature, Water (C)	10.92	deg C			1		11/04/20 11:40		

Total Organic Carbon

Analytical Method: EPA 9060
Pace Analytical Services - Green Bay

Total Organic Carbon	1.7	mg/L	0.50	0.085	1		11/12/20 14:45	7440-44-0	
Total Organic Carbon	1.8	mg/L	0.50	0.085	1		11/12/20 14:45	7440-44-0	

REPORT OF LABORATORY ANALYSIS

This report shall not be reproduced, except in full,
without the written consent of Pace Analytical Services, LLC.

ANALYTICAL RESULTS

Project: ONALASKA LANDFILL

Pace Project No.: 40217915

Sample: PZ-5 **Lab ID: 40217915004** Collected: 11/04/20 11:40 Received: 11/06/20 09:20 Matrix: Water

Parameters	Results	Units	LOQ	LOD	DF	Prepared	Analyzed	CAS No.	Qual
Total Organic Carbon		Analytical Method: EPA 9060 Pace Analytical Services - Green Bay							
Total Organic Carbon	1.8	mg/L	0.50	0.085	1		11/12/20 14:45	7440-44-0	
Total Organic Carbon	1.8	mg/L	0.50	0.085	1		11/12/20 14:45	7440-44-0	
Mean Total Organic Carbon	1.8	mg/L	0.50	0.085	1		11/12/20 14:45	7440-44-0	

REPORT OF LABORATORY ANALYSIS

This report shall not be reproduced, except in full,
without the written consent of Pace Analytical Services, LLC.

ANALYTICAL RESULTS

Project: ONALASKA LANDFILL
Pace Project No.: 40217915

Sample: PZ-6 **Lab ID: 40217915005** Collected: 11/04/20 11:10 Received: 11/06/20 09:20 Matrix: Water

Parameters	Results	Units	LOQ	LOD	DF	Prepared	Analyzed	CAS No.	Qual
6010 MET ICP, Dissolved									
Analytical Method: EPA 6010 Preparation Method: EPA 3010 Pace Analytical Services - Green Bay									
Arsenic, Dissolved	<8.3	ug/L	25.0	8.3	1	11/09/20 13:20	11/10/20 13:54	7440-38-2	
Barium, Dissolved	22.9	ug/L	5.0	1.5	1	11/09/20 13:20	11/10/20 13:54	7440-39-3	
Cadmium, Dissolved	<1.3	ug/L	5.0	1.3	1	11/09/20 13:20	11/10/20 13:54	7440-43-9	
Cobalt, Dissolved	<1.4	ug/L	5.0	1.4	1	11/09/20 13:20	11/10/20 13:54	7440-48-4	
Iron, Dissolved	<56.7	ug/L	100	56.7	1	11/09/20 13:20	11/10/20 13:54	7439-89-6	
Lead, Dissolved	<5.9	ug/L	20.0	5.9	1	11/09/20 13:20	11/10/20 13:54	7439-92-1	
Manganese, Dissolved	<1.5	ug/L	5.0	1.5	1	11/09/20 13:20	11/10/20 13:54	7439-96-5	
Vanadium, Dissolved	2.6J	ug/L	10.0	2.6	1	11/09/20 13:20	11/10/20 13:54	7440-62-2	
7470 Mercury, Dissolved									
Analytical Method: EPA 7470 Preparation Method: EPA 7470 Pace Analytical Services - Green Bay									
Mercury, Dissolved	<0.066	ug/L	0.20	0.066	1	11/18/20 12:00	11/19/20 10:08	7439-97-6	
8260 MSV									
Analytical Method: EPA 8260 Pace Analytical Services - Green Bay									
1,1,1-Trichloroethane	<0.24	ug/L	1.0	0.24	1		11/09/20 11:30	71-55-6	
1,1,2,2-Tetrachloroethane	<0.28	ug/L	1.0	0.28	1		11/09/20 11:30	79-34-5	
1,1,2-Trichloroethane	<0.55	ug/L	5.0	0.55	1		11/09/20 11:30	79-00-5	
1,1-Dichloroethane	<0.27	ug/L	1.0	0.27	1		11/09/20 11:30	75-34-3	
1,1-Dichloroethene	<0.24	ug/L	1.0	0.24	1		11/09/20 11:30	75-35-4	
1,2,4-Trimethylbenzene	<0.84	ug/L	2.8	0.84	1		11/09/20 11:30	95-63-6	
1,2-Dibromo-3-chloropropane	<1.8	ug/L	5.9	1.8	1		11/09/20 11:30	96-12-8	
1,2-Dibromoethane (EDB)	<0.83	ug/L	2.8	0.83	1		11/09/20 11:30	106-93-4	
1,2-Dichlorobenzene	<0.71	ug/L	2.4	0.71	1		11/09/20 11:30	95-50-1	
1,2-Dichloroethane	<0.28	ug/L	1.0	0.28	1		11/09/20 11:30	107-06-2	
1,2-Dichloropropane	<0.28	ug/L	1.0	0.28	1		11/09/20 11:30	78-87-5	
1,3,5-Trimethylbenzene	<0.87	ug/L	2.9	0.87	1		11/09/20 11:30	108-67-8	
1,3-Dichlorobenzene	<0.63	ug/L	2.1	0.63	1		11/09/20 11:30	541-73-1	
1,4-Dichlorobenzene	<0.94	ug/L	3.1	0.94	1		11/09/20 11:30	106-46-7	
2-Butanone (MEK)	<2.9	ug/L	20.0	2.9	1		11/09/20 11:30	78-93-3	
2-Hexanone	<5.2	ug/L	17.4	5.2	1		11/09/20 11:30	591-78-6	
4-Methyl-2-pentanone (MIBK)	<4.6	ug/L	15.5	4.6	1		11/09/20 11:30	108-10-1	
Acetone	<2.7	ug/L	20.0	2.7	1		11/09/20 11:30	67-64-1	
Benzene	<0.25	ug/L	1.0	0.25	1		11/09/20 11:30	71-43-2	
Bromodichloromethane	<0.36	ug/L	1.2	0.36	1		11/09/20 11:30	75-27-4	
Bromoform	<4.0	ug/L	13.2	4.0	1		11/09/20 11:30	75-25-2	
Bromomethane	<0.97	ug/L	5.0	0.97	1		11/09/20 11:30	74-83-9	L2
Carbon disulfide	<0.45	ug/L	1.5	0.45	1		11/09/20 11:30	75-15-0	
Carbon tetrachloride	<1.1	ug/L	3.6	1.1	1		11/09/20 11:30	56-23-5	
Chlorobenzene	<0.71	ug/L	2.4	0.71	1		11/09/20 11:30	108-90-7	
Chloroethane	<1.3	ug/L	5.0	1.3	1		11/09/20 11:30	75-00-3	
Chloroform	<1.3	ug/L	5.0	1.3	1		11/09/20 11:30	67-66-3	
Chloromethane	<2.2	ug/L	7.3	2.2	1		11/09/20 11:30	74-87-3	
Dibromochloromethane	<2.6	ug/L	8.7	2.6	1		11/09/20 11:30	124-48-1	
Dibromomethane	<0.94	ug/L	3.1	0.94	1		11/09/20 11:30	74-95-3	

REPORT OF LABORATORY ANALYSIS

This report shall not be reproduced, except in full,
without the written consent of Pace Analytical Services, LLC.

ANALYTICAL RESULTS

Project: ONALASKA LANDFILL

Pace Project No.: 40217915

Sample: PZ-6 **Lab ID: 40217915005** Collected: 11/04/20 11:10 Received: 11/06/20 09:20 Matrix: Water

Parameters	Results	Units	LOQ	LOD	DF	Prepared	Analyzed	CAS No.	Qual
8260 MSV									
Analytical Method: EPA 8260									
Pace Analytical Services - Green Bay									
Dichlorodifluoromethane	<0.50	ug/L	5.0	0.50	1		11/09/20 11:30	75-71-8	
Ethylbenzene	<0.32	ug/L	1.1	0.32	1		11/09/20 11:30	100-41-4	
Hexachloro-1,3-butadiene	<1.5	ug/L	4.9	1.5	1		11/09/20 11:30	87-68-3	
Isopropylbenzene (Cumene)	<1.7	ug/L	5.6	1.7	1		11/09/20 11:30	98-82-8	
Methyl-tert-butyl ether	<1.2	ug/L	4.2	1.2	1		11/09/20 11:30	1634-04-4	
Methylene Chloride	<0.58	ug/L	5.0	0.58	1		11/09/20 11:30	75-09-2	
Naphthalene	<1.2	ug/L	5.0	1.2	1		11/09/20 11:30	91-20-3	
Styrene	<3.0	ug/L	10.0	3.0	1		11/09/20 11:30	100-42-5	
Tetrachloroethene	<0.33	ug/L	1.1	0.33	1		11/09/20 11:30	127-18-4	
Tetrahydrofuran	<2.3	ug/L	20.0	2.3	1		11/09/20 11:30	109-99-9	
Toluene	<0.27	ug/L	1.0	0.27	1		11/09/20 11:30	108-88-3	
Trichloroethene	<0.26	ug/L	1.0	0.26	1		11/09/20 11:30	79-01-6	
Trichlorofluoromethane	<0.21	ug/L	1.0	0.21	1		11/09/20 11:30	75-69-4	
Vinyl chloride	<0.17	ug/L	1.0	0.17	1		11/09/20 11:30	75-01-4	
Xylene (Total)	<1.5	ug/L	3.0	1.5	1		11/09/20 11:30	1330-20-7	
cis-1,2-Dichloroethene	<0.27	ug/L	1.0	0.27	1		11/09/20 11:30	156-59-2	
cis-1,3-Dichloropropene	<3.6	ug/L	12.1	3.6	1		11/09/20 11:30	10061-01-5	
n-Butylbenzene	<0.71	ug/L	2.4	0.71	1		11/09/20 11:30	104-51-8	
n-Propylbenzene	<0.81	ug/L	5.0	0.81	1		11/09/20 11:30	103-65-1	
p-Isopropyltoluene	<0.80	ug/L	2.7	0.80	1		11/09/20 11:30	99-87-6	
sec-Butylbenzene	<0.85	ug/L	5.0	0.85	1		11/09/20 11:30	135-98-8	
tert-Butylbenzene	<0.30	ug/L	1.0	0.30	1		11/09/20 11:30	98-06-6	
trans-1,2-Dichloroethene	<0.46	ug/L	1.5	0.46	1		11/09/20 11:30	156-60-5	
trans-1,3-Dichloropropene	<4.4	ug/L	14.6	4.4	1		11/09/20 11:30	10061-02-6	
Surrogates									
4-Bromofluorobenzene (S)	97	%	70-130		1		11/09/20 11:30	460-00-4	
Dibromofluoromethane (S)	99	%	70-130		1		11/09/20 11:30	1868-53-7	
Toluene-d8 (S)	98	%	70-130		1		11/09/20 11:30	2037-26-5	
Field Data									
Analytical Method:									
Pace Analytical Services - Green Bay									
Field pH	7.32	Std. Units			1		11/04/20 11:10		
Field Specific Conductance	306	umhos/cm			1		11/04/20 11:10		
Oxygen, Dissolved	5.66	mg/L			1		11/04/20 11:10	7782-44-7	
REDOX	-164.7	mV			1		11/04/20 11:10		
Turbidity	N	no units			1		11/04/20 11:10		
Static Water Level	643.97	feet			1		11/04/20 11:10		
Apparent Color	N	no units			1		11/04/20 11:10		
Odor	N	no units			1		11/04/20 11:10		
Temperature, Water (C)	10.97	deg C			1		11/04/20 11:10		
Total Organic Carbon									
Analytical Method: EPA 9060									
Pace Analytical Services - Green Bay									
Total Organic Carbon	0.90	mg/L	0.50	0.085	1		11/12/20 15:07	7440-44-0	
Total Organic Carbon	0.86	mg/L	0.50	0.085	1		11/12/20 15:07	7440-44-0	

REPORT OF LABORATORY ANALYSIS

This report shall not be reproduced, except in full,
without the written consent of Pace Analytical Services, LLC.

ANALYTICAL RESULTS

Project: ONALASKA LANDFILL

Pace Project No.: 40217915

Sample: PZ-6 **Lab ID: 40217915005** Collected: 11/04/20 11:10 Received: 11/06/20 09:20 Matrix: Water

Parameters	Results	Units	LOQ	LOD	DF	Prepared	Analyzed	CAS No.	Qual
Total Organic Carbon		Analytical Method: EPA 9060 Pace Analytical Services - Green Bay							
Total Organic Carbon	0.88	mg/L	0.50	0.085	1		11/12/20 15:07	7440-44-0	
Total Organic Carbon	0.89	mg/L	0.50	0.085	1		11/12/20 15:07	7440-44-0	
Mean Total Organic Carbon	0.88	mg/L	0.50	0.085	1		11/12/20 15:07	7440-44-0	

REPORT OF LABORATORY ANALYSIS

This report shall not be reproduced, except in full,
without the written consent of Pace Analytical Services, LLC.

ANALYTICAL RESULTS

Project: ONALASKA LANDFILL

Pace Project No.: 40217915

Sample: MW-5S DUP **Lab ID: 40217915006** Collected: 11/04/20 13:20 Received: 11/06/20 09:20 Matrix: Water

Parameters	Results	Units	LOQ	LOD	DF	Prepared	Analyzed	CAS No.	Qual
6010 MET ICP, Dissolved									
Analytical Method: EPA 6010 Preparation Method: EPA 3010									
Pace Analytical Services - Green Bay									
Arsenic, Dissolved	<8.3	ug/L	25.0	8.3	1	11/09/20 13:20	11/10/20 13:57	7440-38-2	
Barium, Dissolved	198	ug/L	5.0	1.5	1	11/09/20 13:20	11/10/20 13:57	7440-39-3	
Cadmium, Dissolved	<1.3	ug/L	5.0	1.3	1	11/09/20 13:20	11/10/20 13:57	7440-43-9	
Cobalt, Dissolved	1.7J	ug/L	5.0	1.4	1	11/09/20 13:20	11/10/20 13:57	7440-48-4	
Iron, Dissolved	16000	ug/L	100	56.7	1	11/09/20 13:20	11/10/20 13:57	7439-89-6	
Lead, Dissolved	<5.9	ug/L	20.0	5.9	1	11/09/20 13:20	11/10/20 13:57	7439-92-1	
Manganese, Dissolved	1010	ug/L	5.0	1.5	1	11/09/20 13:20	11/10/20 13:57	7439-96-5	
Vanadium, Dissolved	<2.6	ug/L	10.0	2.6	1	11/09/20 13:20	11/10/20 13:57	7440-62-2	
7470 Mercury, Dissolved									
Analytical Method: EPA 7470 Preparation Method: EPA 7470									
Pace Analytical Services - Green Bay									
Mercury, Dissolved	<0.066	ug/L	0.20	0.066	1	11/18/20 12:00	11/19/20 10:10	7439-97-6	
8260 MSV									
Analytical Method: EPA 8260									
Pace Analytical Services - Green Bay									
1,1,1-Trichloroethane	<0.61	ug/L	2.5	0.61	2.5		11/09/20 13:45	71-55-6	
1,1,2,2-Tetrachloroethane	<0.69	ug/L	2.5	0.69	2.5		11/09/20 13:45	79-34-5	
1,1,2-Trichloroethane	<1.4	ug/L	12.5	1.4	2.5		11/09/20 13:45	79-00-5	
1,1-Dichloroethane	<0.68	ug/L	2.5	0.68	2.5		11/09/20 13:45	75-34-3	
1,1-Dichloroethene	<0.61	ug/L	2.5	0.61	2.5		11/09/20 13:45	75-35-4	
1,2,4-Trimethylbenzene	729	ug/L	56.0	16.8	20		11/09/20 15:37	95-63-6	
1,2-Dibromo-3-chloropropane	<4.4	ug/L	14.7	4.4	2.5		11/09/20 13:45	96-12-8	
1,2-Dibromoethane (EDB)	<2.1	ug/L	6.9	2.1	2.5		11/09/20 13:45	106-93-4	
1,2-Dichlorobenzene	<1.8	ug/L	5.9	1.8	2.5		11/09/20 13:45	95-50-1	
1,2-Dichloroethane	<0.70	ug/L	2.5	0.70	2.5		11/09/20 13:45	107-06-2	
1,2-Dichloropropane	<0.71	ug/L	2.5	0.71	2.5		11/09/20 13:45	78-87-5	
1,3,5-Trimethylbenzene	<2.2	ug/L	7.3	2.2	2.5		11/09/20 13:45	108-67-8	
1,3-Dichlorobenzene	<1.6	ug/L	5.2	1.6	2.5		11/09/20 13:45	541-73-1	
1,4-Dichlorobenzene	<2.4	ug/L	7.9	2.4	2.5		11/09/20 13:45	106-46-7	
2-Butanone (MEK)	<7.3	ug/L	50.0	7.3	2.5		11/09/20 13:45	78-93-3	
2-Hexanone	<13.0	ug/L	43.4	13.0	2.5		11/09/20 13:45	591-78-6	
4-Methyl-2-pentanone (MIBK)	<11.6	ug/L	38.6	11.6	2.5		11/09/20 13:45	108-10-1	
Acetone	<6.9	ug/L	50.0	6.9	2.5		11/09/20 13:45	67-64-1	
Benzene	<0.62	ug/L	2.5	0.62	2.5		11/09/20 13:45	71-43-2	
Bromodichloromethane	<0.91	ug/L	3.0	0.91	2.5		11/09/20 13:45	75-27-4	
Bromoform	<9.9	ug/L	33.1	9.9	2.5		11/09/20 13:45	75-25-2	
Bromomethane	<2.4	ug/L	12.5	2.4	2.5		11/09/20 13:45	74-83-9	L2
Carbon disulfide	<1.1	ug/L	3.7	1.1	2.5		11/09/20 13:45	75-15-0	
Carbon tetrachloride	<2.7	ug/L	9.0	2.7	2.5		11/09/20 13:45	56-23-5	
Chlorobenzene	<1.8	ug/L	5.9	1.8	2.5		11/09/20 13:45	108-90-7	
Chloroethane	<3.4	ug/L	12.5	3.4	2.5		11/09/20 13:45	75-00-3	
Chloroform	<3.2	ug/L	12.5	3.2	2.5		11/09/20 13:45	67-66-3	
Chloromethane	<5.5	ug/L	18.2	5.5	2.5		11/09/20 13:45	74-87-3	
Dibromochloromethane	<6.5	ug/L	21.7	6.5	2.5		11/09/20 13:45	124-48-1	
Dibromomethane	<2.3	ug/L	7.8	2.3	2.5		11/09/20 13:45	74-95-3	

REPORT OF LABORATORY ANALYSIS

This report shall not be reproduced, except in full,
without the written consent of Pace Analytical Services, LLC.

ANALYTICAL RESULTS

Project: ONALASKA LANDFILL
Pace Project No.: 40217915

Sample: MW-5S DUP **Lab ID: 40217915006** Collected: 11/04/20 13:20 Received: 11/06/20 09:20 Matrix: Water

Parameters	Results	Units	LOQ	LOD	DF	Prepared	Analyzed	CAS No.	Qual
8260 MSV									
Analytical Method: EPA 8260									
Pace Analytical Services - Green Bay									
Dichlorodifluoromethane	<1.2	ug/L	12.5	1.2	2.5		11/09/20 13:45	75-71-8	
Ethylbenzene	<0.80	ug/L	2.7	0.80	2.5		11/09/20 13:45	100-41-4	
Hexachloro-1,3-butadiene	<3.7	ug/L	12.2	3.7	2.5		11/09/20 13:45	87-68-3	
Isopropylbenzene (Cumene)	45.8	ug/L	14.0	4.2	2.5		11/09/20 13:45	98-82-8	
Methyl-tert-butyl ether	<3.1	ug/L	10.4	3.1	2.5		11/09/20 13:45	1634-04-4	
Methylene Chloride	<1.5	ug/L	12.5	1.5	2.5		11/09/20 13:45	75-09-2	
Naphthalene	35.4	ug/L	12.5	2.9	2.5		11/09/20 13:45	91-20-3	
Styrene	<7.5	ug/L	25.1	7.5	2.5		11/09/20 13:45	100-42-5	
Tetrachloroethene	<0.82	ug/L	2.7	0.82	2.5		11/09/20 13:45	127-18-4	
Tetrahydrofuran	<5.8	ug/L	50.0	5.8	2.5		11/09/20 13:45	109-99-9	
Toluene	<0.67	ug/L	2.5	0.67	2.5		11/09/20 13:45	108-88-3	
Trichloroethene	<0.64	ug/L	2.5	0.64	2.5		11/09/20 13:45	79-01-6	
Trichlorofluoromethane	<0.54	ug/L	2.5	0.54	2.5		11/09/20 13:45	75-69-4	
Vinyl chloride	<0.44	ug/L	2.5	0.44	2.5		11/09/20 13:45	75-01-4	
Xylene (Total)	5.9J	ug/L	7.5	3.8	2.5		11/09/20 13:45	1330-20-7	
cis-1,2-Dichloroethene	<0.68	ug/L	2.5	0.68	2.5		11/09/20 13:45	156-59-2	
cis-1,3-Dichloropropene	<9.1	ug/L	30.2	9.1	2.5		11/09/20 13:45	10061-01-5	
n-Butylbenzene	6.4	ug/L	5.9	1.8	2.5		11/09/20 13:45	104-51-8	
n-Propylbenzene	72.8	ug/L	12.5	2.0	2.5		11/09/20 13:45	103-65-1	
p-Isopropyltoluene	8.4	ug/L	6.7	2.0	2.5		11/09/20 13:45	99-87-6	
sec-Butylbenzene	11.9J	ug/L	12.5	2.1	2.5		11/09/20 13:45	135-98-8	
tert-Butylbenzene	15.3	ug/L	2.5	0.76	2.5		11/09/20 13:45	98-06-6	
trans-1,2-Dichloroethene	<1.2	ug/L	3.9	1.2	2.5		11/09/20 13:45	156-60-5	
trans-1,3-Dichloropropene	<10.9	ug/L	36.4	10.9	2.5		11/09/20 13:45	10061-02-6	
Surrogates									
4-Bromofluorobenzene (S)	105	%	70-130		2.5		11/09/20 13:45	460-00-4	
Dibromofluoromethane (S)	101	%	70-130		2.5		11/09/20 13:45	1868-53-7	
Toluene-d8 (S)	97	%	70-130		2.5		11/09/20 13:45	2037-26-5	
Field Data									
Analytical Method:									
Pace Analytical Services - Green Bay									
Field pH	6.89	Std. Units			1		11/04/20 13:20		
Field Specific Conductance	333	umhos/cm			1		11/04/20 13:20		
Oxygen, Dissolved	0.3	mg/L			1		11/04/20 13:20	7782-44-7	
REDOX	-290.3	mV			1		11/04/20 13:20		
Turbidity	N	no units			1		11/04/20 13:20		
Static Water Level	664.18	feet			1		11/04/20 13:20		
Apparent Color	N	no units			1		11/04/20 13:20		
Odor	N	no units			1		11/04/20 13:20		
Temperature, Water (C)	12.09	deg C			1		11/04/20 13:20		
Total Organic Carbon									
Analytical Method: EPA 9060									
Pace Analytical Services - Green Bay									
Total Organic Carbon	4.4	mg/L	1.5	0.25	3		11/12/20 15:30	7440-44-0	
Total Organic Carbon	4.8	mg/L	1.5	0.25	3		11/12/20 15:30	7440-44-0	

REPORT OF LABORATORY ANALYSIS

This report shall not be reproduced, except in full,
without the written consent of Pace Analytical Services, LLC.

ANALYTICAL RESULTS

Project: ONALASKA LANDFILL

Pace Project No.: 40217915

Sample: MW-5S DUP **Lab ID: 40217915006** Collected: 11/04/20 13:20 Received: 11/06/20 09:20 Matrix: Water

Parameters	Results	Units	LOQ	LOD	DF	Prepared	Analyzed	CAS No.	Qual
Total Organic Carbon									
Analytical Method: EPA 9060									
Pace Analytical Services - Green Bay									
Total Organic Carbon	5.0	mg/L	1.5	0.25	3		11/12/20 15:30	7440-44-0	
Total Organic Carbon	5.1	mg/L	1.5	0.25	3		11/12/20 15:30	7440-44-0	
Mean Total Organic Carbon	4.8	mg/L	1.5	0.25	3		11/12/20 15:30	7440-44-0	

REPORT OF LABORATORY ANALYSIS

This report shall not be reproduced, except in full,
without the written consent of Pace Analytical Services, LLC.

ANALYTICAL RESULTS

Project: ONALASKA LANDFILL

Pace Project No.: 40217915

Sample: TRIP BLANK **Lab ID: 40217915007** Collected: 11/04/20 11:00 Received: 11/06/20 09:20 Matrix: Water

Parameters	Results	Units	LOQ	LOD	DF	Prepared	Analyzed	CAS No.	Qual
8260 MSV									
Analytical Method: EPA 8260									
Pace Analytical Services - Green Bay									
1,1,1-Trichloroethane	<0.24	ug/L	1.0	0.24	1		11/09/20 09:15	71-55-6	
1,1,2,2-Tetrachloroethane	<0.28	ug/L	1.0	0.28	1		11/09/20 09:15	79-34-5	
1,1,2-Trichloroethane	<0.55	ug/L	5.0	0.55	1		11/09/20 09:15	79-00-5	
1,1-Dichloroethane	<0.27	ug/L	1.0	0.27	1		11/09/20 09:15	75-34-3	
1,1-Dichloroethene	<0.24	ug/L	1.0	0.24	1		11/09/20 09:15	75-35-4	
1,2,4-Trimethylbenzene	<0.84	ug/L	2.8	0.84	1		11/09/20 09:15	95-63-6	
1,2-Dibromo-3-chloropropane	<1.8	ug/L	5.9	1.8	1		11/09/20 09:15	96-12-8	
1,2-Dibromoethane (EDB)	<0.83	ug/L	2.8	0.83	1		11/09/20 09:15	106-93-4	
1,2-Dichlorobenzene	<0.71	ug/L	2.4	0.71	1		11/09/20 09:15	95-50-1	
1,2-Dichloroethane	<0.28	ug/L	1.0	0.28	1		11/09/20 09:15	107-06-2	
1,2-Dichloropropane	<0.28	ug/L	1.0	0.28	1		11/09/20 09:15	78-87-5	
1,3,5-Trimethylbenzene	<0.87	ug/L	2.9	0.87	1		11/09/20 09:15	108-67-8	
1,3-Dichlorobenzene	<0.63	ug/L	2.1	0.63	1		11/09/20 09:15	541-73-1	
1,4-Dichlorobenzene	<0.94	ug/L	3.1	0.94	1		11/09/20 09:15	106-46-7	
2-Butanone (MEK)	<2.9	ug/L	20.0	2.9	1		11/09/20 09:15	78-93-3	
2-Hexanone	<5.2	ug/L	17.4	5.2	1		11/09/20 09:15	591-78-6	
4-Methyl-2-pentanone (MIBK)	<4.6	ug/L	15.5	4.6	1		11/09/20 09:15	108-10-1	
Acetone	<2.7	ug/L	20.0	2.7	1		11/09/20 09:15	67-64-1	
Benzene	<0.25	ug/L	1.0	0.25	1		11/09/20 09:15	71-43-2	
Bromodichloromethane	<0.36	ug/L	1.2	0.36	1		11/09/20 09:15	75-27-4	
Bromoform	<4.0	ug/L	13.2	4.0	1		11/09/20 09:15	75-25-2	
Bromomethane	<0.97	ug/L	5.0	0.97	1		11/09/20 09:15	74-83-9	L2
Carbon disulfide	<0.45	ug/L	1.5	0.45	1		11/09/20 09:15	75-15-0	
Carbon tetrachloride	<1.1	ug/L	3.6	1.1	1		11/09/20 09:15	56-23-5	
Chlorobenzene	<0.71	ug/L	2.4	0.71	1		11/09/20 09:15	108-90-7	
Chloroethane	<1.3	ug/L	5.0	1.3	1		11/09/20 09:15	75-00-3	
Chloroform	<1.3	ug/L	5.0	1.3	1		11/09/20 09:15	67-66-3	
Chloromethane	<2.2	ug/L	7.3	2.2	1		11/09/20 09:15	74-87-3	
Dibromochloromethane	<2.6	ug/L	8.7	2.6	1		11/09/20 09:15	124-48-1	
Dibromomethane	<0.94	ug/L	3.1	0.94	1		11/09/20 09:15	74-95-3	
Dichlorodifluoromethane	<0.50	ug/L	5.0	0.50	1		11/09/20 09:15	75-71-8	
Ethylbenzene	<0.32	ug/L	1.1	0.32	1		11/09/20 09:15	100-41-4	
Hexachloro-1,3-butadiene	<1.5	ug/L	4.9	1.5	1		11/09/20 09:15	87-68-3	
Isopropylbenzene (Cumene)	<1.7	ug/L	5.6	1.7	1		11/09/20 09:15	98-82-8	
Methyl-tert-butyl ether	<1.2	ug/L	4.2	1.2	1		11/09/20 09:15	1634-04-4	
Methylene Chloride	<0.58	ug/L	5.0	0.58	1		11/09/20 09:15	75-09-2	
Naphthalene	<1.2	ug/L	5.0	1.2	1		11/09/20 09:15	91-20-3	
Styrene	<3.0	ug/L	10.0	3.0	1		11/09/20 09:15	100-42-5	
Tetrachloroethene	<0.33	ug/L	1.1	0.33	1		11/09/20 09:15	127-18-4	
Tetrahydrofuran	<2.3	ug/L	20.0	2.3	1		11/09/20 09:15	109-99-9	
Toluene	<0.27	ug/L	1.0	0.27	1		11/09/20 09:15	108-88-3	
Trichloroethene	<0.26	ug/L	1.0	0.26	1		11/09/20 09:15	79-01-6	
Trichlorofluoromethane	<0.21	ug/L	1.0	0.21	1		11/09/20 09:15	75-69-4	
Vinyl chloride	<0.17	ug/L	1.0	0.17	1		11/09/20 09:15	75-01-4	
Xylene (Total)	<1.5	ug/L	3.0	1.5	1		11/09/20 09:15	1330-20-7	

REPORT OF LABORATORY ANALYSIS

This report shall not be reproduced, except in full,
without the written consent of Pace Analytical Services, LLC.

ANALYTICAL RESULTS

Project: ONALASKA LANDFILL

Pace Project No.: 40217915

Sample: TRIP BLANK **Lab ID: 40217915007** Collected: 11/04/20 11:00 Received: 11/06/20 09:20 Matrix: Water

Parameters	Results	Units	LOQ	LOD	DF	Prepared	Analyzed	CAS No.	Qual
8260 MSV									
Analytical Method: EPA 8260									
Pace Analytical Services - Green Bay									
cis-1,2-Dichloroethene	<0.27	ug/L	1.0	0.27	1		11/09/20 09:15	156-59-2	
cis-1,3-Dichloropropene	<3.6	ug/L	12.1	3.6	1		11/09/20 09:15	10061-01-5	
n-Butylbenzene	<0.71	ug/L	2.4	0.71	1		11/09/20 09:15	104-51-8	
n-Propylbenzene	<0.81	ug/L	5.0	0.81	1		11/09/20 09:15	103-65-1	
p-Isopropyltoluene	<0.80	ug/L	2.7	0.80	1		11/09/20 09:15	99-87-6	
sec-Butylbenzene	<0.85	ug/L	5.0	0.85	1		11/09/20 09:15	135-98-8	
tert-Butylbenzene	<0.30	ug/L	1.0	0.30	1		11/09/20 09:15	98-06-6	
trans-1,2-Dichloroethene	<0.46	ug/L	1.5	0.46	1		11/09/20 09:15	156-60-5	
trans-1,3-Dichloropropene	<4.4	ug/L	14.6	4.4	1		11/09/20 09:15	10061-02-6	
Surrogates									
4-Bromofluorobenzene (S)	96	%	70-130		1		11/09/20 09:15	460-00-4	HS
Dibromofluoromethane (S)	101	%	70-130		1		11/09/20 09:15	1868-53-7	
Toluene-d8 (S)	96	%	70-130		1		11/09/20 09:15	2037-26-5	

REPORT OF LABORATORY ANALYSIS

This report shall not be reproduced, except in full,
without the written consent of Pace Analytical Services, LLC.

ANALYTICAL RESULTS

Project: ONALASKA LANDFILL

Pace Project No.: 40217915

Sample: MW-1SR **Lab ID: 40217915008** Collected: 11/04/20 00:00 Received: 11/06/20 09:20 Matrix: Water

Parameters	Results	Units	LOQ	LOD	DF	Prepared	Analyzed	CAS No.	Qual
Field Data									
Analytical Method: Pace Analytical Services - Green Bay									
Static Water Level	644.41	feet			1		11/04/20 00:00		

REPORT OF LABORATORY ANALYSIS

This report shall not be reproduced, except in full,
without the written consent of Pace Analytical Services, LLC.



ANALYTICAL RESULTS

Project: ONALASKA LANDFILL

Pace Project No.: 40217915

Sample: MW-2S Lab ID: 40217915009 Collected: 11/04/20 00:00 Received: 11/06/20 09:20 Matrix: Water

Parameters	Results	Units	LOQ	LOD	DF	Prepared	Analyzed	CAS No.	Qual
Field Data									
Analytical Method: Pace Analytical Services - Green Bay									
Static Water Level	644.41	feet			1		11/04/20 00:00		

REPORT OF LABORATORY ANALYSIS

This report shall not be reproduced, except in full,
without the written consent of Pace Analytical Services, LLC.



ANALYTICAL RESULTS

Project: ONALASKA LANDFILL

Pace Project No.: 40217915

Sample: MW-2M Lab ID: 40217915010 Collected: 11/04/20 00:00 Received: 11/06/20 09:20 Matrix: Water

Parameters	Results	Units	LOQ	LOD	DF	Prepared	Analyzed	CAS No.	Qual
Field Data									
Analytical Method: Pace Analytical Services - Green Bay									
Static Water Level	644.39	feet			1		11/04/20 00:00		

REPORT OF LABORATORY ANALYSIS

This report shall not be reproduced, except in full,
without the written consent of Pace Analytical Services, LLC.



ANALYTICAL RESULTS

Project: ONALASKA LANDFILL

Pace Project No.: 40217915

Sample: MW-6S **Lab ID: 40217915011** Collected: 11/04/20 00:00 Received: 11/06/20 09:20 Matrix: Water

Parameters	Results	Units	LOQ	LOD	DF	Prepared	Analyzed	CAS No.	Qual
Field Data									
Analytical Method: Pace Analytical Services - Green Bay									
Static Water Level	643.92	feet			1		11/04/20 00:00		

REPORT OF LABORATORY ANALYSIS

This report shall not be reproduced, except in full,
without the written consent of Pace Analytical Services, LLC.



ANALYTICAL RESULTS

Project: ONALASKA LANDFILL

Pace Project No.: 40217915

Sample: MW-6M Lab ID: 40217915012 Collected: 11/04/20 00:00 Received: 11/06/20 09:20 Matrix: Water

Parameters	Results	Units	LOQ	LOD	DF	Prepared	Analyzed	CAS No.	Qual
Field Data									
Analytical Method: Pace Analytical Services - Green Bay									
Static Water Level	643.91	feet			1		11/04/20 00:00		

REPORT OF LABORATORY ANALYSIS

This report shall not be reproduced, except in full,
without the written consent of Pace Analytical Services, LLC.



ANALYTICAL RESULTS

Project: ONALASKA LANDFILL

Pace Project No.: 40217915

Sample: MW-7M **Lab ID: 40217915013** Collected: 11/04/20 00:00 Received: 11/06/20 09:20 Matrix: Water

Parameters	Results	Units	LOQ	LOD	DF	Prepared	Analyzed	CAS No.	Qual
Field Data									
Analytical Method: Pace Analytical Services - Green Bay									
Static Water Level	643.99	feet			1		11/04/20 00:00		

REPORT OF LABORATORY ANALYSIS

This report shall not be reproduced, except in full,
without the written consent of Pace Analytical Services, LLC.

ANALYTICAL RESULTS

Project: ONALASKA LANDFILL

Pace Project No.: 40217915

Sample: MW-8S **Lab ID: 40217915014** Collected: 11/04/20 00:00 Received: 11/06/20 09:20 Matrix: Water

Parameters	Results	Units	LOQ	LOD	DF	Prepared	Analyzed	CAS No.	Qual
Field Data									
Analytical Method: Pace Analytical Services - Green Bay									
Static Water Level	643.92	feet			1		11/04/20 00:00		

REPORT OF LABORATORY ANALYSIS

This report shall not be reproduced, except in full,
without the written consent of Pace Analytical Services, LLC.



ANALYTICAL RESULTS

Project: ONALASKA LANDFILL

Pace Project No.: 40217915

Sample: MW-8M **Lab ID: 40217915015** Collected: 11/04/20 00:00 Received: 11/06/20 09:20 Matrix: Water

Parameters	Results	Units	LOQ	LOD	DF	Prepared	Analyzed	CAS No.	Qual
Field Data									
Analytical Method: Pace Analytical Services - Green Bay									
Static Water Level	643.92	feet			1		11/04/20 00:00		

REPORT OF LABORATORY ANALYSIS

This report shall not be reproduced, except in full,
 without the written consent of Pace Analytical Services, LLC.



ANALYTICAL RESULTS

Project: ONALASKA LANDFILL

Pace Project No.: 40217915

Sample: MW-9M Lab ID: 40217915016 Collected: 11/04/20 00:00 Received: 11/06/20 09:20 Matrix: Water

Parameters	Results	Units	LOQ	LOD	DF	Prepared	Analyzed	CAS No.	Qual
Field Data									
Analytical Method: Pace Analytical Services - Green Bay									
Static Water Level	643.69	feet			1		11/04/20 00:00		

REPORT OF LABORATORY ANALYSIS

This report shall not be reproduced, except in full,
without the written consent of Pace Analytical Services, LLC.

ANALYTICAL RESULTS

Project: ONALASKA LANDFILL

Pace Project No.: 40217915

Sample: MW-10M **Lab ID: 40217915017** Collected: 11/04/20 00:00 Received: 11/06/20 09:20 Matrix: Water

Parameters	Results	Units	LOQ	LOD	DF	Prepared	Analyzed	CAS No.	Qual
Field Data									
	Analytical Method: Pace Analytical Services - Green Bay								
Static Water Level	643.74	feet			1		11/04/20 00:00		

REPORT OF LABORATORY ANALYSIS

This report shall not be reproduced, except in full,
without the written consent of Pace Analytical Services, LLC.



ANALYTICAL RESULTS

Project: ONALASKA LANDFILL

Pace Project No.: 40217915

Sample: MW-11M **Lab ID: 40217915018** Collected: 11/04/20 00:00 Received: 11/06/20 09:20 Matrix: Water

Parameters	Results	Units	LOQ	LOD	DF	Prepared	Analyzed	CAS No.	Qual
Field Data									
Analytical Method: Pace Analytical Services - Green Bay									
Static Water Level	643.82	feet			1		11/04/20 00:00		

REPORT OF LABORATORY ANALYSIS

This report shall not be reproduced, except in full,
without the written consent of Pace Analytical Services, LLC.



ANALYTICAL RESULTS

Project: ONALASKA LANDFILL

Pace Project No.: 40217915

Sample: MW-12S **Lab ID: 40217915019** Collected: 11/04/20 00:00 Received: 11/06/20 09:20 Matrix: Water

Parameters	Results	Units	LOQ	LOD	DF	Prepared	Analyzed	CAS No.	Qual
Field Data									
Analytical Method: Pace Analytical Services - Green Bay									
Static Water Level	643.94	feet			1		11/04/20 00:00		

REPORT OF LABORATORY ANALYSIS

This report shall not be reproduced, except in full,
without the written consent of Pace Analytical Services, LLC.

ANALYTICAL RESULTS

Project: ONALASKA LANDFILL

Pace Project No.: 40217915

Sample: MW-14S **Lab ID: 40217915020** Collected: 11/04/20 00:00 Received: 11/06/20 09:20 Matrix: Water

Parameters	Results	Units	LOQ	LOD	DF	Prepared	Analyzed	CAS No.	Qual
Field Data									
	Analytical Method: Pace Analytical Services - Green Bay								
Static Water Level	644.21	feet			1		11/04/20 00:00		

REPORT OF LABORATORY ANALYSIS

This report shall not be reproduced, except in full,
without the written consent of Pace Analytical Services, LLC.



ANALYTICAL RESULTS

Project: ONALASKA LANDFILL

Pace Project No.: 40217915

Sample: MW-15M **Lab ID: 40217915021** Collected: 11/04/20 00:00 Received: 11/06/20 09:20 Matrix: Water

Parameters	Results	Units	LOQ	LOD	DF	Prepared	Analyzed	CAS No.	Qual
------------	---------	-------	-----	-----	----	----------	----------	---------	------

Field Data Analytical Method:
Pace Analytical Services - Green Bay

Static Water Level	643.89	feet			1		11/04/20 00:00		
--------------------	---------------	------	--	--	---	--	----------------	--	--

REPORT OF LABORATORY ANALYSIS

This report shall not be reproduced, except in full,
without the written consent of Pace Analytical Services, LLC.

ANALYTICAL RESULTS

Project: ONALASKA LANDFILL

Pace Project No.: 40217915

Sample: MW-16S **Lab ID: 40217915022** Collected: 11/04/20 00:00 Received: 11/06/20 09:20 Matrix: Water

Parameters	Results	Units	LOQ	LOD	DF	Prepared	Analyzed	CAS No.	Qual
Field Data		Analytical Method: Pace Analytical Services - Green Bay							
Static Water Level	644.06	feet			1		11/04/20 00:00		

REPORT OF LABORATORY ANALYSIS

This report shall not be reproduced, except in full,
without the written consent of Pace Analytical Services, LLC.

ANALYTICAL RESULTS

Project: ONALASKA LANDFILL

Pace Project No.: 40217915

Sample: MW-16M **Lab ID: 40217915023** Collected: 11/04/20 00:00 Received: 11/06/20 09:20 Matrix: Water

Parameters	Results	Units	LOQ	LOD	DF	Prepared	Analyzed	CAS No.	Qual
Field Data									
Analytical Method: Pace Analytical Services - Green Bay									
Static Water Level	644.07	feet			1		11/04/20 00:00		

REPORT OF LABORATORY ANALYSIS

This report shall not be reproduced, except in full,
without the written consent of Pace Analytical Services, LLC.



ANALYTICAL RESULTS

Project: ONALASKA LANDFILL

Pace Project No.: 40217915

Sample: MW-17M Lab ID: 40217915024 Collected: 11/04/20 00:00 Received: 11/06/20 09:20 Matrix: Water

Parameters	Results	Units	LOQ	LOD	DF	Prepared	Analyzed	CAS No.	Qual
Field Data									
Analytical Method: Pace Analytical Services - Green Bay									
Static Water Level	644.21	feet			1		11/04/20 00:00		

REPORT OF LABORATORY ANALYSIS

This report shall not be reproduced, except in full,
without the written consent of Pace Analytical Services, LLC.

ANALYTICAL RESULTS

Project: ONALASKA LANDFILL

Pace Project No.: 40217915

Sample: PZ-1 **Lab ID: 40217915025** Collected: 11/04/20 00:00 Received: 11/06/20 09:20 Matrix: Water

Parameters	Results	Units	LOQ	LOD	DF	Prepared	Analyzed	CAS No.	Qual
Field Data									
Analytical Method: Pace Analytical Services - Green Bay									
Static Water Level	644.12	feet			1		11/04/20 00:00		

REPORT OF LABORATORY ANALYSIS

This report shall not be reproduced, except in full,
without the written consent of Pace Analytical Services, LLC.



ANALYTICAL RESULTS

Project: ONALASKA LANDFILL

Pace Project No.: 40217915

Sample: PZ-2 Lab ID: 40217915026 Collected: 11/04/20 00:00 Received: 11/06/20 09:20 Matrix: Water

Parameters	Results	Units	LOQ	LOD	DF	Prepared	Analyzed	CAS No.	Qual
Field Data									
Analytical Method: Pace Analytical Services - Green Bay									
Static Water Level	643.90	feet			1		11/04/20 00:00		

REPORT OF LABORATORY ANALYSIS

This report shall not be reproduced, except in full,
without the written consent of Pace Analytical Services, LLC.

ANALYTICAL RESULTS

Project: ONALASKA LANDFILL

Pace Project No.: 40217915

Sample: PZ-3 **Lab ID: 40217915027** Collected: 11/04/20 00:00 Received: 11/06/20 09:20 Matrix: Water

Parameters	Results	Units	LOQ	LOD	DF	Prepared	Analyzed	CAS No.	Qual
Field Data		Analytical Method: Pace Analytical Services - Green Bay							
Static Water Level	644.17	feet			1		11/04/20 00:00		

REPORT OF LABORATORY ANALYSIS

This report shall not be reproduced, except in full,
without the written consent of Pace Analytical Services, LLC.

ANALYTICAL RESULTS

Project: ONALASKA LANDFILL
Pace Project No.: 40217915

Sample: PZ-4 **Lab ID: 40217915028** Collected: 11/04/20 00:00 Received: 11/06/20 09:20 Matrix: Water

Parameters	Results	Units	LOQ	LOD	DF	Prepared	Analyzed	CAS No.	Qual
Field Data									
Analytical Method: Pace Analytical Services - Green Bay									
Static Water Level	643.95	feet			1		11/04/20 00:00		

REPORT OF LABORATORY ANALYSIS

This report shall not be reproduced, except in full,
without the written consent of Pace Analytical Services, LLC.

QUALITY CONTROL DATA

Project: ONALASKA LANDFILL

Pace Project No.: 40217915

QC Batch:	371674	Analysis Method:	EPA 7470
QC Batch Method:	EPA 7470	Analysis Description:	7470 Mercury Dissolved
		Laboratory:	Pace Analytical Services - Green Bay

Associated Lab Samples: 40217915001, 40217915002, 40217915003, 40217915004, 40217915005, 40217915006

METHOD BLANK: 2149381 Matrix: Water
Associated Lab Samples: 40217915001, 40217915002, 40217915003, 40217915004, 40217915005, 40217915006

Parameter	Units	Blank Result	Reporting Limit	Analyzed	Qualifiers
Mercury, Dissolved	ug/L	<0.066	0.20	11/19/20 09:49	

LABORATORY CONTROL SAMPLE: 2149382

Parameter	Units	Spike Conc.	LCS Result	LCS % Rec	% Rec Limits	Qualifiers
Mercury, Dissolved	ug/L	5	5.0	101	85-115	

MATRIX SPIKE & MATRIX SPIKE DUPLICATE: 2149383 2149384

Parameter	Units	40217915001 Result	MS Spike Conc.	MSD Spike Conc.	MS Result	MSD Result	MS % Rec	MSD % Rec	% Rec Limits	RPD	Max RPD	Qual
Mercury, Dissolved	ug/L	<0.066	5	5	4.4	4.9	87	98	85-115	11	20	

Results presented on this page are in the units indicated by the "Units" column except where an alternate unit is presented to the right of the result.

REPORT OF LABORATORY ANALYSIS

This report shall not be reproduced, except in full,
without the written consent of Pace Analytical Services, LLC.

QUALITY CONTROL DATA

Project: ONALASKA LANDFILL
Pace Project No.: 40217915

QC Batch: 370669 Analysis Method: EPA 6010
QC Batch Method: EPA 3010 Analysis Description: 6010 MET Dissolved
Laboratory: Pace Analytical Services - Green Bay

Associated Lab Samples: 40217915001, 40217915002, 40217915003, 40217915004, 40217915005, 40217915006

METHOD BLANK: 2143536 Matrix: Water
Associated Lab Samples: 40217915001, 40217915002, 40217915003, 40217915004, 40217915005, 40217915006

Parameter	Units	Blank Result	Reporting Limit	Analyzed	Qualifiers
Arsenic, Dissolved	ug/L	<8.3	25.0	11/10/20 13:15	
Barium, Dissolved	ug/L	<1.5	5.0	11/10/20 13:15	
Cadmium, Dissolved	ug/L	<1.3	5.0	11/10/20 13:15	
Cobalt, Dissolved	ug/L	<1.4	5.0	11/10/20 13:15	
Iron, Dissolved	ug/L	<56.7	100	11/10/20 13:15	
Lead, Dissolved	ug/L	<5.9	20.0	11/10/20 13:15	
Manganese, Dissolved	ug/L	<1.5	5.0	11/10/20 13:15	
Vanadium, Dissolved	ug/L	<2.6	10.0	11/10/20 13:15	

LABORATORY CONTROL SAMPLE: 2143537

Parameter	Units	Spike Conc.	LCS Result	LCS % Rec	% Rec Limits	Qualifiers
Arsenic, Dissolved	ug/L	500	488	98	80-120	
Barium, Dissolved	ug/L	500	495	99	80-120	
Cadmium, Dissolved	ug/L	500	486	97	80-120	
Cobalt, Dissolved	ug/L	500	500	100	80-120	
Iron, Dissolved	ug/L	5000	5030	101	80-120	
Lead, Dissolved	ug/L	500	494	99	80-120	
Manganese, Dissolved	ug/L	500	497	99	80-120	
Vanadium, Dissolved	ug/L	500	501	100	80-120	

MATRIX SPIKE & MATRIX SPIKE DUPLICATE: 2143538 2143539

Parameter	Units	MS		MSD		MS % Rec	MSD % Rec	% Rec Limits	RPD	Max RPD	Qual
		10537201011 Result	Spike Conc.	Spike Conc.	MS Result						
Arsenic, Dissolved	ug/L	<8.3	500	500	493	488	99	98	75-125	1	20
Barium, Dissolved	ug/L	29.1	500	500	529	526	100	99	75-125	0	20
Cadmium, Dissolved	ug/L	<1.3	500	500	488	486	98	97	75-125	1	20
Cobalt, Dissolved	ug/L	<1.4	500	500	501	496	100	99	75-125	1	20
Iron, Dissolved	ug/L	142	5000	5000	5230	5230	102	102	75-125	0	20
Lead, Dissolved	ug/L	<5.9	500	500	487	486	97	97	75-125	0	20
Manganese, Dissolved	ug/L	4.4J	500	500	512	520	101	103	75-125	2	20
Vanadium, Dissolved	ug/L	3.2J	500	500	508	516	101	103	75-125	2	20

Results presented on this page are in the units indicated by the "Units" column except where an alternate unit is presented to the right of the result.

REPORT OF LABORATORY ANALYSIS

This report shall not be reproduced, except in full,
without the written consent of Pace Analytical Services, LLC.

QUALITY CONTROL DATA

Project: ONALASKA LANDFILL
Pace Project No.: 40217915

QC Batch:	370586	Analysis Method:	EPA 8260
QC Batch Method:	EPA 8260	Analysis Description:	8260 MSV
		Laboratory:	Pace Analytical Services - Green Bay

Associated Lab Samples: 40217915001, 40217915002, 40217915003, 40217915004, 40217915005, 40217915006, 40217915007

METHOD BLANK: 2143190 Matrix: Water
Associated Lab Samples: 40217915001, 40217915002, 40217915003, 40217915004, 40217915005, 40217915006, 40217915007

Parameter	Units	Blank Result	Reporting Limit	Analyzed	Qualifiers
1,1,1-Trichloroethane	ug/L	<0.24	1.0	11/09/20 07:00	
1,1,2,2-Tetrachloroethane	ug/L	<0.28	1.0	11/09/20 07:00	
1,1,2-Trichloroethane	ug/L	<0.55	5.0	11/09/20 07:00	
1,1-Dichloroethane	ug/L	<0.27	1.0	11/09/20 07:00	
1,1-Dichloroethene	ug/L	<0.24	1.0	11/09/20 07:00	
1,2,4-Trimethylbenzene	ug/L	<0.84	2.8	11/09/20 07:00	
1,2-Dibromo-3-chloropropane	ug/L	<1.8	5.9	11/09/20 07:00	
1,2-Dibromoethane (EDB)	ug/L	<0.83	2.8	11/09/20 07:00	
1,2-Dichlorobenzene	ug/L	<0.71	2.4	11/09/20 07:00	
1,2-Dichloroethane	ug/L	<0.28	1.0	11/09/20 07:00	
1,2-Dichloropropane	ug/L	<0.28	1.0	11/09/20 07:00	
1,3,5-Trimethylbenzene	ug/L	<0.87	2.9	11/09/20 07:00	
1,3-Dichlorobenzene	ug/L	<0.63	2.1	11/09/20 07:00	
1,4-Dichlorobenzene	ug/L	<0.94	3.1	11/09/20 07:00	
2-Butanone (MEK)	ug/L	<2.9	20.0	11/09/20 07:00	
2-Hexanone	ug/L	<5.2	17.4	11/09/20 07:00	
4-Methyl-2-pentanone (MIBK)	ug/L	<4.6	15.5	11/09/20 07:00	
Acetone	ug/L	<2.7	20.0	11/09/20 07:00	
Benzene	ug/L	<0.25	1.0	11/09/20 07:00	
Bromodichloromethane	ug/L	<0.36	1.2	11/09/20 07:00	
Bromoform	ug/L	<4.0	13.2	11/09/20 07:00	
Bromomethane	ug/L	<0.97	5.0	11/09/20 07:00	
Carbon disulfide	ug/L	<0.45	1.5	11/09/20 07:00	
Carbon tetrachloride	ug/L	<1.1	3.6	11/09/20 07:00	
Chlorobenzene	ug/L	<0.71	2.4	11/09/20 07:00	
Chloroethane	ug/L	<1.3	5.0	11/09/20 07:00	
Chloroform	ug/L	<1.3	5.0	11/09/20 07:00	
Chloromethane	ug/L	<2.2	7.3	11/09/20 07:00	
cis-1,2-Dichloroethene	ug/L	<0.27	1.0	11/09/20 07:00	
cis-1,3-Dichloropropene	ug/L	<3.6	12.1	11/09/20 07:00	
Dibromochloromethane	ug/L	<2.6	8.7	11/09/20 07:00	
Dibromomethane	ug/L	<0.94	3.1	11/09/20 07:00	
Dichlorodifluoromethane	ug/L	<0.50	5.0	11/09/20 07:00	
Ethylbenzene	ug/L	<0.32	1.1	11/09/20 07:00	
Hexachloro-1,3-butadiene	ug/L	<1.5	4.9	11/09/20 07:00	
Isopropylbenzene (Cumene)	ug/L	<1.7	5.6	11/09/20 07:00	
Methyl-tert-butyl ether	ug/L	<1.2	4.2	11/09/20 07:00	
Methylene Chloride	ug/L	<0.58	5.0	11/09/20 07:00	
n-Butylbenzene	ug/L	<0.71	2.4	11/09/20 07:00	
n-Propylbenzene	ug/L	<0.81	5.0	11/09/20 07:00	

Results presented on this page are in the units indicated by the "Units" column except where an alternate unit is presented to the right of the result.

REPORT OF LABORATORY ANALYSIS

This report shall not be reproduced, except in full,
without the written consent of Pace Analytical Services, LLC.

QUALITY CONTROL DATA

Project: ONALASKA LANDFILL
Pace Project No.: 40217915

METHOD BLANK: 2143190 Matrix: Water
Associated Lab Samples: 40217915001, 40217915002, 40217915003, 40217915004, 40217915005, 40217915006, 40217915007

Parameter	Units	Blank Result	Reporting Limit	Analyzed	Qualifiers
Naphthalene	ug/L	<1.2	5.0	11/09/20 07:00	
p-Isopropyltoluene	ug/L	<0.80	2.7	11/09/20 07:00	
sec-Butylbenzene	ug/L	<0.85	5.0	11/09/20 07:00	
Styrene	ug/L	<3.0	10.0	11/09/20 07:00	
tert-Butylbenzene	ug/L	<0.30	1.0	11/09/20 07:00	
Tetrachloroethene	ug/L	<0.33	1.1	11/09/20 07:00	
Tetrahydrofuran	ug/L	<2.3	20.0	11/09/20 07:00	
Toluene	ug/L	<0.27	1.0	11/09/20 07:00	
trans-1,2-Dichloroethene	ug/L	<0.46	1.5	11/09/20 07:00	
trans-1,3-Dichloropropene	ug/L	<4.4	14.6	11/09/20 07:00	
Trichloroethene	ug/L	<0.26	1.0	11/09/20 07:00	
Trichlorofluoromethane	ug/L	<0.21	1.0	11/09/20 07:00	
Vinyl chloride	ug/L	<0.17	1.0	11/09/20 07:00	
Xylene (Total)	ug/L	<1.5	3.0	11/09/20 07:00	
4-Bromofluorobenzene (S)	%	97	70-130	11/09/20 07:00	
Dibromofluoromethane (S)	%	101	70-130	11/09/20 07:00	
Toluene-d8 (S)	%	97	70-130	11/09/20 07:00	

LABORATORY CONTROL SAMPLE: 2143191

Parameter	Units	Spike Conc.	LCS Result	LCS % Rec	% Rec Limits	Qualifiers
1,1,1-Trichloroethane	ug/L	50	52.1	104	70-130	
1,1,2,2-Tetrachloroethane	ug/L	50	44.2	88	64-131	
1,1,2-Trichloroethane	ug/L	50	46.7	93	70-130	
1,1-Dichloroethane	ug/L	50	48.9	98	69-163	
1,1-Dichloroethene	ug/L	50	44.7	89	77-123	
1,2-Dibromo-3-chloropropane	ug/L	50	41.8	84	63-130	
1,2-Dibromoethane (EDB)	ug/L	50	49.2	98	70-130	
1,2-Dichlorobenzene	ug/L	50	47.7	95	70-130	
1,2-Dichloroethane	ug/L	50	54.0	108	78-142	
1,2-Dichloropropane	ug/L	50	53.2	106	86-134	
1,3-Dichlorobenzene	ug/L	50	47.3	95	70-130	
1,4-Dichlorobenzene	ug/L	50	48.1	96	70-130	
Benzene	ug/L	50	43.0	86	70-130	
Bromodichloromethane	ug/L	50	53.3	107	70-130	
Bromoform	ug/L	50	56.5	113	70-130	
Bromomethane	ug/L	50	19.1	38	39-129 L2	
Carbon disulfide	ug/L	50	39.7	79	67-138	
Carbon tetrachloride	ug/L	50	56.6	113	70-132	
Chlorobenzene	ug/L	50	49.6	99	70-130	
Chloroethane	ug/L	50	35.8	72	66-140	
Chloroform	ug/L	50	48.1	96	75-132	
Chloromethane	ug/L	50	23.8	48	32-143	
cis-1,2-Dichloroethene	ug/L	50	44.9	90	70-130	

Results presented on this page are in the units indicated by the "Units" column except where an alternate unit is presented to the right of the result.

REPORT OF LABORATORY ANALYSIS

This report shall not be reproduced, except in full,
without the written consent of Pace Analytical Services, LLC.

QUALITY CONTROL DATA

Project: ONALASKA LANDFILL
Pace Project No.: 40217915

LABORATORY CONTROL SAMPLE: 2143191

Parameter	Units	Spike Conc.	LCS Result	LCS % Rec	% Rec Limits	Qualifiers
cis-1,3-Dichloropropene	ug/L	50	44.4	89	70-130	
Dibromochloromethane	ug/L	50	55.3	111	70-130	
Dichlorodifluoromethane	ug/L	50	16.9	34	10-141	
Ethylbenzene	ug/L	50	50.4	101	80-120	
Isopropylbenzene (Cumene)	ug/L	50	52.3	105	70-130	
Methyl-tert-butyl ether	ug/L	50	42.7	85	61-129	
Methylene Chloride	ug/L	50	43.7	87	70-130	
Styrene	ug/L	50	50.3	101	70-130	
Tetrachloroethene	ug/L	50	54.4	109	70-130	
Toluene	ug/L	50	47.9	96	80-120	
trans-1,2-Dichloroethene	ug/L	50	48.7	97	70-130	
trans-1,3-Dichloropropene	ug/L	50	43.2	86	69-130	
Trichloroethene	ug/L	50	53.1	106	70-130	
Trichlorofluoromethane	ug/L	50	46.7	93	75-145	
Vinyl chloride	ug/L	50	30.5	61	51-140	
Xylene (Total)	ug/L	150	150	100	70-130	
4-Bromofluorobenzene (S)	%			104	70-130	
Dibromofluoromethane (S)	%			100	70-130	
Toluene-d8 (S)	%			98	70-130	

MATRIX SPIKE & MATRIX SPIKE DUPLICATE: 2143229 2143230

Parameter	Units	MS		MSD		MS Result	MSD Result	MS % Rec	MSD % Rec	% Rec Limits	RPD	Max RPD	Qual
		40217879001 Result	Spike Conc.	Spike Conc.	Conc.								
1,1,1-Trichloroethane	ug/L	<0.24	50	50	52.7	53.1	105	106	70-130	1	20		
1,1,2,2-Tetrachloroethane	ug/L	<0.28	50	50	44.2	46.4	88	93	64-137	5	20		
1,1,2-Trichloroethane	ug/L	<0.55	50	50	47.5	48.4	95	97	70-137	2	20		
1,1-Dichloroethane	ug/L	<0.27	50	50	49.6	49.6	99	99	69-163	0	20		
1,1-Dichloroethene	ug/L	<0.24	50	50	45.4	45.8	91	92	77-129	1	20		
1,2-Dibromo-3-chloropropane	ug/L	<1.8	50	50	43.7	43.2	87	86	60-130	1	20		
1,2-Dibromoethane (EDB)	ug/L	<0.83	50	50	49.8	50.8	100	102	70-130	2	20		
1,2-Dichlorobenzene	ug/L	<0.71	50	50	47.8	48.1	96	96	70-130	1	20		
1,2-Dichloroethane	ug/L	<0.28	50	50	54.1	54.4	108	109	78-145	1	20		
1,2-Dichloropropane	ug/L	<0.28	50	50	54.4	54.7	109	109	86-135	1	20		
1,3-Dichlorobenzene	ug/L	<0.63	50	50	47.7	48.4	95	97	70-130	2	20		
1,4-Dichlorobenzene	ug/L	<0.94	50	50	48.2	49.0	96	98	70-130	2	20		
Benzene	ug/L	<0.25	50	50	43.9	43.8	87	87	70-136	0	20		
Bromodichloromethane	ug/L	<0.36	50	50	54.1	54.4	108	109	70-130	0	20		
Bromoform	ug/L	<4.0	50	50	56.3	57.8	113	116	69-130	3	20		
Bromomethane	ug/L	<0.97	50	50	23.9	23.3	48	47	39-138	3	20		
Carbon disulfide	ug/L	<0.45	50	50	40.2	40.3	80	81	63-141	0	20		
Carbon tetrachloride	ug/L	<1.1	50	50	57.5	56.8	115	114	70-142	1	20		
Chlorobenzene	ug/L	<0.71	50	50	49.9	50.6	100	101	70-130	1	20		
Chloroethane	ug/L	<1.3	50	50	36.9	36.5	73	72	61-149	1	20		

Results presented on this page are in the units indicated by the "Units" column except where an alternate unit is presented to the right of the result.

REPORT OF LABORATORY ANALYSIS

This report shall not be reproduced, except in full,
without the written consent of Pace Analytical Services, LLC.

QUALITY CONTROL DATA

Project: ONALASKA LANDFILL

Pace Project No.: 40217915

Parameter	Units	2143229		2143230		MS Result	MSD Result	MS % Rec	MSD % Rec	% Rec Limits	Max RPD	RPD	Qual
		40217879001 Result	MS Spike Conc.	MSD Spike Conc.	MS Result								
Chloroform	ug/L	<1.3	50	50	48.5	48.4	97	97	75-133	0	20		
Chloromethane	ug/L	<2.2	50	50	24.6	24.1	49	48	32-143	2	20		
cis-1,2-Dichloroethene	ug/L	2.6	50	50	48.1	48.3	91	91	70-130	1	20		
cis-1,3-Dichloropropene	ug/L	<3.6	50	50	44.7	45.4	89	91	70-130	1	20		
Dibromochloromethane	ug/L	<2.6	50	50	55.7	57.6	111	115	70-130	3	20		
Dichlorodifluoromethane	ug/L	<0.50	50	50	16.6	16.0	33	32	10-141	3	20		
Ethylbenzene	ug/L	<0.32	50	50	50.6	51.6	101	103	80-120	2	20		
Isopropylbenzene (Cumene)	ug/L	<1.7	50	50	52.4	53.2	105	106	70-130	2	20		
Methyl-tert-butyl ether	ug/L	<1.2	50	50	43.3	43.8	87	88	61-136	1	20		
Methylene Chloride	ug/L	<0.58	50	50	44.5	45.0	89	90	68-137	1	20		
Styrene	ug/L	<3.0	50	50	51.0	51.8	102	104	70-130	1	20		
Tetrachloroethene	ug/L	0.40J	50	50	54.5	55.5	108	110	70-130	2	20		
Toluene	ug/L	<0.27	50	50	48.1	49.3	96	99	80-120	3	20		
trans-1,2-Dichloroethene	ug/L	<0.46	50	50	49.7	49.8	99	99	70-130	0	20		
trans-1,3-Dichloropropene	ug/L	<4.4	50	50	43.6	44.6	87	89	69-130	2	20		
Trichloroethene	ug/L	0.42J	50	50	53.9	54.4	107	108	70-130	1	20		
Trichlorofluoromethane	ug/L	<0.21	50	50	46.5	46.7	93	93	74-157	0	20		
Vinyl chloride	ug/L	1.5	50	50	32.3	32.4	62	62	51-140	0	20		
Xylene (Total)	ug/L	<1.5	150	150	151	154	101	103	70-130	2	20		
4-Bromofluorobenzene (S)	%						103	104	70-130				
Dibromofluoromethane (S)	%						100	99	70-130				
Toluene-d8 (S)	%						97	98	70-130				

Results presented on this page are in the units indicated by the "Units" column except where an alternate unit is presented to the right of the result.

REPORT OF LABORATORY ANALYSIS

This report shall not be reproduced, except in full,
without the written consent of Pace Analytical Services, LLC.

QUALITY CONTROL DATA

Project: ONALASKA LANDFILL
Pace Project No.: 40217915

QC Batch: 371031 Analysis Method: EPA 9060
QC Batch Method: EPA 9060 Analysis Description: 9060 TOC
Laboratory: Pace Analytical Services - Green Bay

Associated Lab Samples: 40217915001

METHOD BLANK: 2145248 Matrix: Water
Associated Lab Samples: 40217915001

Parameter	Units	Blank Result	Reporting Limit	Analyzed	Qualifiers
Mean Total Organic Carbon	mg/L	<0.085	0.50	11/12/20 00:17	
Total Organic Carbon	mg/L	<0.085	0.50	11/12/20 00:17	
Total Organic Carbon	mg/L	<0.085	0.50	11/12/20 00:17	
Total Organic Carbon	mg/L	<0.085	0.50	11/12/20 00:17	
Total Organic Carbon	mg/L	<0.085	0.50	11/12/20 00:17	

LABORATORY CONTROL SAMPLE: 2145249

Parameter	Units	Spike Conc.	LCS Result	LCS % Rec	% Rec Limits	Qualifiers
Mean Total Organic Carbon	mg/L	12.5	12.6	101	80-120	
Total Organic Carbon	mg/L	12.5	12.6	101		
Total Organic Carbon	mg/L	12.5	12.6	101		
Total Organic Carbon	mg/L	12.5	12.6	101		
Total Organic Carbon	mg/L	12.5	12.7	101		

MATRIX SPIKE & MATRIX SPIKE DUPLICATE: 2145250 2145251

Parameter	Units	MS		MSD		MS % Rec	MSD % Rec	% Rec Limits	RPD	Max RPD	Qual
		10538208001 Result	Spike Conc.	Spike Conc.	Result						
Mean Total Organic Carbon	mg/L	646	1800	1800	2400	2410	98	98	80-120	0	20
Total Organic Carbon	mg/L	641	1800	1800	2400	2410	98	98		0	
Total Organic Carbon	mg/L	647	1800	1800	2410	2400	98	98		0	
Total Organic Carbon	mg/L	646	1800	1800	2410	2420	98	99		1	
Total Organic Carbon	mg/L	649	1800	1800	2410	2420	98	99		1	

MATRIX SPIKE & MATRIX SPIKE DUPLICATE: 2145252 2145253

Parameter	Units	MS		MSD		MS % Rec	MSD % Rec	% Rec Limits	RPD	Max RPD	Qual
		10538208002 Result	Spike Conc.	Spike Conc.	Result						
Mean Total Organic Carbon	mg/L	583	180	180	720	720	76	76	80-120	0	20 M0
Total Organic Carbon	mg/L	578	180	180	711	719	74	78		1	
Total Organic Carbon	mg/L	581	180	180	723	716	79	74		1	
Total Organic Carbon	mg/L	594	180	180	730	730	75	76		0	
Total Organic Carbon	mg/L	579	180	180	716	717	76	77		0	

Results presented on this page are in the units indicated by the "Units" column except where an alternate unit is presented to the right of the result.

REPORT OF LABORATORY ANALYSIS

This report shall not be reproduced, except in full,
without the written consent of Pace Analytical Services, LLC.

QUALITY CONTROL DATA

Project: ONALASKA LANDFILL
Pace Project No.: 40217915

QC Batch: 371032 Analysis Method: EPA 9060
QC Batch Method: EPA 9060 Analysis Description: 9060 TOC
Laboratory: Pace Analytical Services - Green Bay
Associated Lab Samples: 40217915002, 40217915003, 40217915004, 40217915005, 40217915006

METHOD BLANK: 2145254 Matrix: Water
Associated Lab Samples: 40217915002, 40217915003, 40217915004, 40217915005, 40217915006

Parameter	Units	Blank Result	Reporting Limit	Analyzed	Qualifiers
Mean Total Organic Carbon	mg/L	<0.085	0.50	11/12/20 12:06	
Total Organic Carbon	mg/L	<0.085	0.50	11/12/20 12:06	
Total Organic Carbon	mg/L	<0.085	0.50	11/12/20 12:06	
Total Organic Carbon	mg/L	<0.085	0.50	11/12/20 12:06	
Total Organic Carbon	mg/L	<0.085	0.50	11/12/20 12:06	

LABORATORY CONTROL SAMPLE: 2145255

Parameter	Units	Spike Conc.	LCS Result	LCS % Rec	% Rec Limits	Qualifiers
Mean Total Organic Carbon	mg/L	12.5	12.6	101	80-120	
Total Organic Carbon	mg/L	12.5	12.6	101		
Total Organic Carbon	mg/L	12.5	12.6	101		
Total Organic Carbon	mg/L	12.5	12.7	101		
Total Organic Carbon	mg/L	12.5	12.6	101		

MATRIX SPIKE & MATRIX SPIKE DUPLICATE: 2145256 2145257

Parameter	Units	MS		MSD		MS Result	MSD Result	MS % Rec	MSD % Rec	% Rec Limits	RPD	Max RPD	Qual
		40217915002 Result	Spike Conc.	Spike Conc.	Conc.								
Mean Total Organic Carbon	mg/L	4.5	18	18	23.1	22.7	104	101	80-120	2	20		
Total Organic Carbon	mg/L	4.3	18	18	23.1	22.8	104	102		1			
Total Organic Carbon	mg/L	4.8	18	18	23.4	23.0	103	101		2			
Total Organic Carbon	mg/L	4.0	18	18	22.8	22.2	104	101		3			
Total Organic Carbon	mg/L	4.7	18	18	23.2	22.9	103	101		1			

Results presented on this page are in the units indicated by the "Units" column except where an alternate unit is presented to the right of the result.

REPORT OF LABORATORY ANALYSIS

This report shall not be reproduced, except in full,
without the written consent of Pace Analytical Services, LLC.

QUALIFIERS

Project: ONALASKA LANDFILL

Pace Project No.: 40217915

DEFINITIONS

DF - Dilution Factor, if reported, represents the factor applied to the reported data due to dilution of the sample aliquot.

ND - Not Detected at or above LOD.

J - Estimated concentration at or above the LOD and below the LOQ.

LOD - Limit of Detection adjusted for dilution factor, percent moisture, initial weight and final volume.

LOQ - Limit of Quantitation adjusted for dilution factor, percent moisture, initial weight and final volume.

S - Surrogate

1,2-Diphenylhydrazine decomposes to and cannot be separated from Azobenzene using Method 8270. The result for each analyte is a combined concentration.

Consistent with EPA guidelines, unrounded data are displayed and have been used to calculate % recovery and RPD values.

LCS(D) - Laboratory Control Sample (Duplicate)

MS(D) - Matrix Spike (Duplicate)

DUP - Sample Duplicate

RPD - Relative Percent Difference

NC - Not Calculable.

SG - Silica Gel - Clean-Up

U - Indicates the compound was analyzed for, but not detected at or above the adjusted LOD.

N-Nitrosodiphenylamine decomposes and cannot be separated from Diphenylamine using Method 8270. The result reported for each analyte is a combined concentration.

Pace Analytical is TNI accredited. Contact your Pace PM for the current list of accredited analytes.

TNI - The NELAC Institute.

ANALYTE QUALIFIERS

HS Results are from sample aliquot taken from VOA vial with headspace (air bubble greater than 6 mm diameter).

L2 Analyte recovery in the laboratory control sample (LCS) was below QC limits. Results may be biased low.

M0 Matrix spike recovery and/or matrix spike duplicate recovery was outside laboratory control limits.

REPORT OF LABORATORY ANALYSIS

This report shall not be reproduced, except in full,
without the written consent of Pace Analytical Services, LLC.

QUALITY CONTROL DATA CROSS REFERENCE TABLE

Project: ONALASKA LANDFILL
Pace Project No.: 40217915

Lab ID	Sample ID	QC Batch Method	QC Batch	Analytical Method	Analytical Batch
40217915001	MW-4S	EPA 3010	370669	EPA 6010	370760
40217915002	MW-5S	EPA 3010	370669	EPA 6010	370760
40217915003	MW-17S	EPA 3010	370669	EPA 6010	370760
40217915004	PZ-5	EPA 3010	370669	EPA 6010	370760
40217915005	PZ-6	EPA 3010	370669	EPA 6010	370760
40217915006	MW-5S DUP	EPA 3010	370669	EPA 6010	370760
40217915001	MW-4S	EPA 7470	371674	EPA 7470	371745
40217915002	MW-5S	EPA 7470	371674	EPA 7470	371745
40217915003	MW-17S	EPA 7470	371674	EPA 7470	371745
40217915004	PZ-5	EPA 7470	371674	EPA 7470	371745
40217915005	PZ-6	EPA 7470	371674	EPA 7470	371745
40217915006	MW-5S DUP	EPA 7470	371674	EPA 7470	371745
40217915001	MW-4S	EPA 8260	370586		
40217915002	MW-5S	EPA 8260	370586		
40217915003	MW-17S	EPA 8260	370586		
40217915004	PZ-5	EPA 8260	370586		
40217915005	PZ-6	EPA 8260	370586		
40217915006	MW-5S DUP	EPA 8260	370586		
40217915007	TRIP BLANK	EPA 8260	370586		
40217915001	MW-4S				
40217915002	MW-5S				
40217915003	MW-17S				
40217915004	PZ-5				
40217915005	PZ-6				
40217915006	MW-5S DUP				
40217915008	MW-1SR				
40217915009	MW-2S				
40217915010	MW-2M				
40217915011	MW-6S				
40217915012	MW-6M				
40217915013	MW-7M				
40217915014	MW-8S				
40217915015	MW-8M				
40217915016	MW-9M				
40217915017	MW-10M				
40217915018	MW-11M				
40217915019	MW-12S				
40217915020	MW-14S				
40217915021	MW-15M				
40217915022	MW-16S				
40217915023	MW-16M				
40217915024	MW-17M				
40217915025	PZ-1				
40217915026	PZ-2				
40217915027	PZ-3				
40217915028	PZ-4				
40217915001	MW-4S	EPA 9060	371031		

REPORT OF LABORATORY ANALYSIS

This report shall not be reproduced, except in full,
without the written consent of Pace Analytical Services, LLC.

QUALITY CONTROL DATA CROSS REFERENCE TABLE

Project: ONALASKA LANDFILL

Pace Project No.: 40217915

Lab ID	Sample ID	QC Batch Method	QC Batch	Analytical Method	Analytical Batch
40217915002	MW-5S	EPA 9060	371032		
40217915003	MW-17S	EPA 9060	371032		
40217915004	PZ-5	EPA 9060	371032		
40217915005	PZ-6	EPA 9060	371032		
40217915006	MW-5S DUP	EPA 9060	371032		

REPORT OF LABORATORY ANALYSIS

This report shall not be reproduced, except in full,
without the written consent of Pace Analytical Services, LLC.

(Please Print Clearly)

Company Name: The OS Group LLC
 Branch/Location: LaCrosse WI
 Project Contact: Steven Osesek
 Phone: 608-433-9388
 Project Number:
 Project Name: *Ondaska Landfill*
 Project State: WI
 Sampled By (Print): *Steven Osesek*
 Sampled By (Sign): *Steven Osesek*
 PO #:
 Regulatory Program:



UPPER MIDWEST REGION
 MN: 612-607-1700 WI: 920-469-2436

Page of

COC No. *40217915*

CHAIN OF CUSTODY

***Preservation Codes**
 A=None B=HCL C=H2SO4 D=HNO3 E=DI Water F=Methanol G=NaOH
 H=Sodium Bisulfate Solution I=Sodium Thiosulfate J=Other

FILTERED?
(YES/NO)
 PRESERVATION
(CODE)*

Y/N	N	Y	N							
Pick Letter	B	D	C							
Analyses Requested	VOCs	Metals	TOC							

Quote #:
 Mail To Contact: Steven Osesek
 Mail To Company: The OS Group LLC
 Mail To Address: 444 21st St S
 LaCrosse, WI 54601
 Invoice To Contact: Steven Osesek
 Invoice To Company: The OS Group LLC
 Invoice To Address: 444 21st St S
 LaCrosse, WI 54601
 Invoice To Phone: 608-433-9388
 CLIENT COMMENTS
 LAB COMMENTS (Lab Use Only)
 Profile #

Data Package Options (billable)
 EPA Level III
 EPA Level IV

MS/MSD
 On your sample (billable)
 NOT needed on your sample

Matrix Codes
 A = Air W = Water
 B = Biota DW = Drinking Water
 C = Charcoal GW = Ground Water
 O = Oil SW = Surface Water
 S = Soil WP = Waste Water
 SI = Sludge

PACE LAB #	CLIENT FIELD ID	COLLECTION		MATRIX
		DATE	TIME	
001	MW-45	11/4	2:25	GW
002	MW-55		1:15	
003	MW-125		1:40	
004	P2-5		11:40	
005	P2-6		11:10	
006	Dup		1:20	
007	Trip Blank		11:00	

Rush Turnaround Time Requested - Prelims (Rush TAT subject to approval/surcharge)
 Date Needed:

Transmit Prelim Rush Results by (complete what you want):

Email #1:
 Email #2:
 Telephone:
 Fax:

Samples on HOLD are subject to special pricing and release of liability

Relinquished By: *Steven Osesek* Date/Time: *11/3/20 4:00*
 Relinquished By: *Fred Gx* Date/Time: *11-6-20 0920*
 Relinquished By: Date/Time:
 Relinquished By: Date/Time:
 Relinquished By: Date/Time:

Received By: Date/Time:
 Received By: *Jessica Ulmer* Date/Time: *11-6-20 0920*
 Received By: *Dave* Date/Time:
 Received By: Date/Time:
 Received By: Date/Time:

PACE Project No. *40217915*
 Receipt Temp = *RO I/c*
 Sample Receipt pH *(OK) Adjusted*
 Cooler Custody Seal Present / *(Not Present)* Intact / Not Intact

Page 58 of 60

Sample Preservation Receipt Form

Client Name: The OS Group Project # 40217915

All containers needing preservation have been checked and noted below: Yes No N/A

Initial when completed: [Signature] Date/Time: _____

Lab Lot# of pH paper: 10D4194 Lab Std #ID of preservation (if pH adjusted): _____

Sample Lab #	Glass						Plastic					Vials				Jars				General			VOA Vials (>6mm) *	H2SO4 pH ≤2	NaOH+Zn Act pH ≥9	NaOH pH ≥12	HNO3 pH ≤2	pH after adjusted	Volume (mL)	
	AG1U	BG1U	AG1H	AG4S	AG4U	AG5U	AG2S	BG3U	BP1U	BP3U	BP3B	BP3N	BP3S	VG9A	DG9T	VG9U	VG9H	VG9M	VG9D	JGFU	JG9U	WGFU								WPFU
001				2							/					3														2.5 / 5 / 10
002				2							/					3														2.5 / 5 / 10
003				2							/					3														2.5 / 5 / 10
004				2							/					3														2.5 / 5 / 10
005				2							/					3														2.5 / 5 / 10
006				1							/					2														2.5 / 5 / 10
007																														2.5 / 5 / 10
008																														2.5 / 5 / 10
009																														2.5 / 5 / 10
010																														2.5 / 5 / 10
011																														2.5 / 5 / 10
012																														2.5 / 5 / 10
013																														2.5 / 5 / 10
014																														2.5 / 5 / 10
015																														2.5 / 5 / 10
016																														2.5 / 5 / 10
017																														2.5 / 5 / 10
018																														2.5 / 5 / 10
019																														2.5 / 5 / 10
020																														2.5 / 5 / 10

Exceptions to preservation check VOA, Coliform TOC, TOX, TOH, O&G, WI DRO, Phenolics, Other: _____ Headspace in VOA Vials (>6mm) : Yes No N/A *If yes look in headspace column

AG1U	1 liter amber glass
BG1U	1 liter clear glass
AG1H	1 liter amber glass HCL
AG4S	125 mL amber glass H2SO4
AG4U	120 mL amber glass unpres
AG5U	100 mL amber glass unpres
AG2S	500 mL amber glass H2SO4
BG3U	250 mL clear glass unpres

BP1U	1 liter plastic unpres
BP3U	250 mL plastic unpres
BP3B	250 mL plastic NaOH
BP3N	250 mL plastic HNO3
BP3S	250 mL plastic H2SO4

VG9A	40 mL clear ascorbic
DG9T	40 mL amber Na Thio
VG9U	40 mL clear vial unpres
VG9H	40 mL clear vial HCL
VG9M	40 mL clear vial MeOH
VG9D	40 mL clear vial DI

JGFU	4 oz amber jar unpres
JG9U	9 oz amber jar unpres
WGFU	4 oz clear jar unpres
WPFU	4 oz plastic jar unpres
SP5T	120 mL plastic Na Thiosulfate
ZPLC	ziploc bag
GN	



1241 Bellevue Street, Green Bay, WI 54302

Document Name:
Sample Condition Upon Receipt (SCUR)

Document Revised: 26Mar2020

Document No.:
ENV-FRM-GBAY-0014-Rev.00

Author:
Pace Green Bay Quality Office

Sample Condition Upon Receipt Form (SCUR)

Client Name: The OS Group

Project #: _____

WO#: **40217915**



Courier: CS Logistics Fed Ex Speedee UPS Waltco
 Client Pace Other: _____

Tracking #: 398614340892

Custody Seal on Cooler/Box Present: yes no Seals intact: yes no

Custody Seal on Samples Present: yes no Seals intact: yes no

Packing Material: Bubble Wrap Bubble Bags None Other

Thermometer Used SR - N/A Type of Ice: Wet Blue Dry None Samples on ice, cooling process has begun

Cooler Temperature Uncorr: ROT corr: _____

Temp Blank Present: yes no Biological Tissue is Frozen: yes no

Temp should be above freezing to 6°C.

Biota Samples may be received at ≤ 0°C if shipped on Dry Ice.

Person examining contents:
Date: 11-6-20 / Initials: SKU
Labeled By Initials: SKU

Chain of Custody Present:	<input type="checkbox"/> Yes <input type="checkbox"/> No <input type="checkbox"/> N/A	1.
Chain of Custody Filled Out:	<input type="checkbox"/> Yes <input checked="" type="checkbox"/> No <input type="checkbox"/> N/A	2. <u>Proj #, Pg #</u> <u>11-6-20</u>
Chain of Custody Relinquished:	<input checked="" type="checkbox"/> Yes <input type="checkbox"/> No <input type="checkbox"/> N/A	3.
Sampler Name & Signature on COC:	<input checked="" type="checkbox"/> Yes <input type="checkbox"/> No <input type="checkbox"/> N/A	4.
Samples Arrived within Hold Time:	<input checked="" type="checkbox"/> Yes <input type="checkbox"/> No	5.
- VOA Samples frozen upon receipt	<input type="checkbox"/> Yes <input type="checkbox"/> No	Date/Time:
Short Hold Time Analysis (<72hr):	<input type="checkbox"/> Yes <input checked="" type="checkbox"/> No	6.
Rush Turn Around Time Requested:	<input type="checkbox"/> Yes <input checked="" type="checkbox"/> No	7.
Sufficient Volume:		8.
For Analysis: <input checked="" type="checkbox"/> Yes <input type="checkbox"/> No MS/MSD: <input type="checkbox"/> Yes <input checked="" type="checkbox"/> No <input type="checkbox"/> N/A		
Correct Containers Used:	<input checked="" type="checkbox"/> Yes <input type="checkbox"/> No	9.
-Pace Containers Used:	<input checked="" type="checkbox"/> Yes <input type="checkbox"/> No <input type="checkbox"/> N/A	
-Pace IR Containers Used:	<input type="checkbox"/> Yes <input type="checkbox"/> No <input checked="" type="checkbox"/> N/A	
Containers Intact:	<input checked="" type="checkbox"/> Yes <input type="checkbox"/> No	10.
Filtered volume received for Dissolved tests	<input checked="" type="checkbox"/> Yes <input type="checkbox"/> No <input type="checkbox"/> N/A	11.
Sample Labels match COC:	<input checked="" type="checkbox"/> Yes <input type="checkbox"/> No <input type="checkbox"/> N/A	12.
-Includes date/time/ID/Analysis Matrix: <u>W</u>		
Trip Blank Present:	<input checked="" type="checkbox"/> Yes <input type="checkbox"/> No <input type="checkbox"/> N/A	13.
Trip Blank Custody Seals Present	<input checked="" type="checkbox"/> Yes <input type="checkbox"/> No <input type="checkbox"/> N/A	
Pace Trip Blank Lot # (if purchased): <u>447</u>		

Client Notification/ Resolution: _____ If checked, see attached form for additional comments

Person Contacted: _____ Date/Time: _____

Comments/ Resolution: _____

PM Review is documented electronically in LIMS. By releasing the project, the PM acknowledges they have reviewed the sample logir