



1526 Cole Blvd., Suite 150
Lakewood, CO 80401

T 303.792.5555
TRCcompanies.com

July 1, 2022

Mr. John Feeney
Wisconsin Department of Natural Resources
1155 Pilgrim Road
Plymouth, WI 53073



Subject: Site Investigation Workplan - Addendum
WDNR BRRS Activities #02-46-549906 & #02-46-000743
Grafton Lime Kiln Park (West Plume) and Lime Kiln Park Grafton Village, Grafton, WI

Dear John Feeney:

TRC Environmental Corporation (TRC), on behalf of the Village of Grafton, has enclosed an addendum to the Wis. Admin. Code § NR 716 Site Investigation Workplan for the contamination associated with BRRS Activities #02-46-549906 & #02-46-000743. This addendum has been prepared in response to your March 2, 2022, letter, and the associated call on March 22, 2022.

The attached Table 1 provides a summary of WDNR comments and associated responses/actions, as well as a discussion of the other included attachments. As discussed on the March 22, 2022, call, due to the Village's limited 2022 budget and the prioritization of assessing vapor risk at the 2076 First Ave. property and the Lime Kiln Park Zaun Pavilion (as described in the December 2021 SIWP), the Village will forego conducting the second semiannual routine groundwater sampling event in 2022. The Q1 2022 routine sampling event was conducted March 15-18, 2022, and results were similar to recent/historic concentrations. Laboratory results are included in Attachment 1 and Table 2, and groundwater elevations are included in Table 3.

If you have any questions as you complete your review, please feel free to contact me at (608) 572-3845 or aenright@trccompanies.com.

Sincerely,

TRC

Alia Enright, PE
Project Manager

Stephen Sellwood, PG
Senior Hydrogeologist

cc: Amber Thomas – Village of Grafton (pdf via email)

Attachments:

- Table 1 – Summary of WDNR Comments and Associated Responses/Actions
- Table 2 – Q1 2022 Groundwater Analytical Results
- Table 3 – Well Information and Groundwater Elevations
- Table 4 – Non-MNA Network Historical Private Well Results
- Figure 1 – Site Location Map
- Figure 2 – Area Water Table Map

Mr. Feeney
Wisconsin Department of Natural Resources
July 1, 2022
Page 2

Figure 3 – Geologic Cross Section A-A'

Figure 4 – Geologic Cross Section B-B'

Figure 5 – Geologic Cross Section C-C'

Figure 6 – Private Well Screening

Attachment 1 – Laboratory Report, Q1 2022

Attachment 2 – Grafton Municipal Well Assessment

Attachment 3 – Hydrogeology of the Manchester Drive Area

Table 1 - Summary of WDNR Comments and Associated Responses/Actions
BRRTS #02-46-549906 and #02-46-000743
Lime Kiln Park and West Plume
Grafton, Ozaukee County, Wisconsin

May 18, 2021, WDNR Letter			
Letter Category	Task #	Previous WDNR Comment	Previous Response/Action
Comprehensive Site Investigation Report	1	Add most recent data available for no sample (NS) locations on maps	Refer to Figures 4.A, 5.A, and 6.A . Added most recent historic data to existing maps and adjusted contours as needed.
	2	Include all historic results, including private water supply well data, in the groundwater tables	Refer to Table 2 for historic groundwater data results.
	3	Submit separate iso-concentration maps with historic data and current data on separate maps so a comparison can be made	Refer to Figures 4.B, 5.B, and 6.B . These historical maps were created using the maximum observed concentration at each well from the beginning of monitoring through 2004. For most well/parameter pairs the maximum concentration occurred prior to the end of 2004.
	4	Submit updated and multiple cross sections on contaminant plume centerlines and on lines perpendicular to plume centerlines	Refer to Figures 7 - 9 . Created 3 cross sections (2 centerlines, 1 transecting where plumes merge) showing isoconcentrations.
	5	Outline and highlight relevant homes and businesses on the maps	Refer to Figure 11 showing relevant homes and businesses.
	6	Include PAL iso-concentration lines on maps	Add to existing maps, as needed. Refer to Figures 4.A - 6.B .
	7	Provide the Phase I ESA for the Milwaukee Sign location (2076 First Avenue)	Three relevant reports were provided by the 2076 First Avenue property owner and are included in Appendix B : 1. 1995 Level I Environmental Assessment 2. 1996 Underground Storage Tank Removal Assessment 3. 2002 Phase I Environmental Site Assessment Report
	8	*If Phase I ESA was not previously done for that property, perform a Phase I ESA	Not applicable - Phase I ESA previously done for property.
Monitored Natural Attenuation (MNA) Sampling Plan	9	Add PW664GB into the sampling program (perimeter side gradient sentry well on west side)	PW664GB cannot be added to the sampling program because it was abandoned in 1998. Refer to Appendix E .
	10	Add P6B, P5B, and P1 (A-C) back into the sampling program (plume centerline wells)	P5B and P6B were sampled during the Q3 2021 groundwater monitoring event. Concentrations at these wells were very similar to their most recent sampling event. P-1A does not exist; the well location consists of P-1B through P-1D. TRC attempted to sample P-1B/C/D during Q3 2021 sampling. However, the Waterloo multiport wiring was frayed/disconnected. TRC contacted the manufacturer and determined the repairs needed and intend to make these repairs and sample this well during the next sampling event (Q1 2022).
	11	Conduct sampling semi-annually for 2 years	2021 semiannual sampling occurred March 29-31 (Q1) and September 14-17 (Q3). 2022 semiannual sampling will be conducted in Q1 and Q3.
	12	Compare MNA sampling plan to EPA/600/R-04/027, April 2004 and DNR RR669, and adjust plan if needed	Wells sampled in Q3 2021 (standard monitoring wells plus P5B and P6B) were analyzed for MNA parameters (field DO, field ORP, dissolved iron, dissolved manganese, sulfate, and nitrate+nitrite). The sampling program includes analyzing wells for these parameters on an annual basis going forward. Refer to Table 5 .
Vapor Screening	13	Another attempt should be made to install a Wis. Admin. Code ch. NR 141 compliant water table well(s) to screen the homes on Manchester Drive	Based on the conceptual site model of shallow groundwater flow, additional vapor investigation along Manchester Drive is not warranted. Refer to Section 4.1.4 .
	14	Consider historic results from the private water supply wells in the screening analysis	As above.
	15	Investigate shallow ground water (well screened across or near the water table) at 2076 First Avenue (Milwaukee Sign) to screen businesses in that area for vapor intrusion risk	Proposed site investigation activities at 2076 First Avenue (Milwaukee Sign) property are included within various sections/attachments of the Site Investigation Workplan.
Emerging Contaminants	16	Provide an emerging contaminants evaluation including 1-4 dioxane and per- and polyfluoroalkyl substances (PFAS)	Refer to Section 4.1.6 for an emerging contaminants evaluation. Propose PFAS and 1,4-dioxane sampling at 3 wells (1 at each source area and one at the plume convergence).
Other WDNR Comments	17	Submit the laboratory reports for AECOM's Site Investigation and Preliminary Remedial Action Identification, March 3, 2017 report (Appendix E)	Refer to Appendix C .
Schedule	18	Submit a site investigation workplan to complete the work described above by July 23, 2021	Refer to various components of Site Investigation Workplan. Schedule extension granted by WDNR PM John Feeney through email.
	19	Submit a comprehensive site investigation report within 60 days of completing additional site investigation activities (include vapor screening and DNR fee)	Future submittal pending proposed work tasks above.

Table 1 - Summary of WDNR Comments and Associated Responses/Actions
BRRTS #02-46-549906 and #02-46-000743
Lime Kiln Park and West Plume
Grafton, Ozaukee County, Wisconsin

March 2, 2022, WDNR Letter			
Letter Category	Task #	WDNR Comment	Response/Action
Evaluation of Receptors	1	Submit a current evaluation of existing nearby private water supply wells and municipal wells as potential receptors.	Refer to responses/actions to items 2 through 4 below.
	2	If possible, collect current samples from private water supply wells, in particular a) the wells west of PW668GB and PW664GB shown on Figure 2 in the 1999 site investigation report, b) private well PW812GB, and c) the private water supply well just west of the pond, directly east of the landfill. These wells would be useful to delineate the contaminant plumes, demonstrate the contaminant plumes have not expanded, and justify the MNA network.	As shown on Figure 6 , a screening of private wells in the vicinity of the site was conducted, and based on this screening, a select number of private wells appear to remain or potentially remain. Pending access approval from these property owners, these private wells (if present) are proposed to be sampled once (pending results) in accordance with the procedures outlined in the December 2021 SIWP.
	3	Submit a historic groundwater data table and map for all private water supply well sample results for those wells not in the MNA network and not included in the Report's historic groundwater data table. These wells were indicated by unlabeled circles on Figure 2 in the 1999 site investigation report.	Initial historical private well sampling was conducted by WDNR and/or USEPA prior to Village's involvement. In the December 2021 SIWP Table 2, TRC submitted all data available in Village's database. A filtered version of this Excel table with only the data from non-MNA network private wells is included here as Table 4 .
	4	Discuss if contamination from this site is impacting municipal wells. If so, include the municipal wells as potential receptors and use historic data to delineate the groundwater plumes.	Refer to Attachment 2 for Grafton Municipal Well Assessment.
	5	Discuss if the pond east of Lime Kiln Park is affecting groundwater flow and whether this pond is a receptor of groundwater contamination.	Refer to Attachment 3 for Hydrogeology of the Manchester Drive Area. Also refer to map view Figure 2 and cross section Figures 3, 4, & 5 .
	6	The DNR's current understanding of site conditions suggests that the Manchester Drive homes cannot be screened out from the vapor intrusion pathway by concluding that the contaminant plumes dive under clean water since (a) only one nested water table well and piezometer exist near the river, (b) Table 4 of the Report indicates an upward gradient between piezometers MW8A and P8B in Q3 of 2021, and (c) it is unclear if the staff gauge in the river has been used to measure river water elevations recently, as recent data are not presented in Table 4 of the Report. Since TRC will be mobilizing equipment capable of drilling through bedrock for drilling at the 2076 1st Avenue location, the DNR suggests that a water table well be constructed near MW-08A that reliably produces water to screen the homes on Manchester Drive.	The CSM with respect to vapor intrusion risk along Manchester Drive was addressed in the December 2021 SIWP, and supplemental information is included in Attachment 3 - Hydrogeology of the Manchester Drive Area. Groundwater impacts east of the Milwaukee River are at depth, not at the water table. Per RR 800, properties overlying CVOC impacts at the water table present a a potential vapor risk. However, properties along Manchester Drive cannot overlie water table impacts from the Lime Kiln Park landfill based on the hydrogeologic conditions present. The December 2021 SIWP proposed paired sub-slab and indoor air vapor sampling at the Zaun Pavilion (structure on the Lime Kiln Park property). This sampling will be conducted as proposed in the SIWP to assess vapor risk from water table impacts west of the Milwaukee River.
Conceptual Site Model	1	Due to the complexity of the site and the severity of the actual or potential contamination, the DNR request the development of a CSM to include both written and graphical work products to portray and interpret both known and potential site information. The "known" information typically includes historic and/or reported contamination sources, evidence of a hazardous substance discharge or environmental pollution, and past sampling data. The "potential" information should include migration pathways to explain how the contamination traveled away from the source area and receptors of contamination to identify what could be affected by the contamination. As more data and information is collected, the CSM is updated to serve as a current framework and representation of the site.	The current CSM reflects the current knowledge and understanding at the site. As additional investigation is completed, the CSM will be updated to reflect new knowledge.
	2	The CSM should include cross-sections that incorporate sample results, contaminant plumes, flow data geophysical logs and/or other hydrologic data, surface features, and receptors, including municipal wells, capture zones, private water supply wells, homes and buildings with basements and below grade features (e.g., sumps), and sub-surface utilities.	Supplemental visuals and discussion to support the current CSM are included as attachments to this addendum. The current CSM reflects the current knowledge and understanding at the site. As additional investigation is completed, the CSM will be updated to reflect new knowledge.
	3	Include an additional cross-section from Milwaukee Sign to Green Bay Road to include homes on Green Bay Road.	Additional cross sections will be developed as needed to update the CSM as the investigation of the Milwaukee Sign Property progresses. The next step in assessing the potential for vapor intrusion along Green Bay Road is to conduct sampling to evaluate West Plume source area. As discussed with WDNR on the 3/22/22 call regarding prioritizing field activities, next steps include paired sub-slab and indoor air sampling at the 2076 First Avenue property, as outlined in the December 2021 SIWP.
Other DNR Comments	1	The Report describes construction of one small diameter 1-inch monitoring well inside the 2076 1st Avenue building and includes a request for DNR approval for use of this small diameter well. The DNR approves this requested variance to the monitoring well construction and understands that the well will be constructed to meet all the Wis. Admin. Code NR 141 requirements, except the well have a one-inch diameter. This letter serves as the exemption.	No action required.
Schedule	1	The DNR requests that you submit a Site Investigation Work Plan Addendum to the Report to address the above comments by April 22, 2022 for DNR review.	This addendum addresses this item.

**Table 2 - Q1 2022 Groundwater Analytical Results
 BRRTS #02-46-549906 and #02-46-000743
 Lime Kiln Park and West Plume
 Grafton, Ozaukee County, Wisconsin**

Parameter	Units	NR140 PAL	NR140 ES	LH1	MW02A (P02A)	MW08A (P08A)	P01B	P01C	P01D	P02B	P03B
				03/15/2022	03/16/2022	03/16/2022	03/18/2022	03/18/2022	03/18/2022	03/16/2022	03/16/2022
Color, Field	none			NA	None	None	None	None	None	Cloudy	Cloudy
Conductivity, Field	umhos/cm			NA	2301	833	1469	1211	1837	1304	1180
Dissolved Oxygen, Field	mg/L			NA	0.74	0.94	10.29	3.6	7.81	0.52	3.5
Odor, Field	none			NA	None	None	None	None	None	None	None
Oxidation Reduction Potential, Field	mV			NA	-105.71	86.2	70.7	-40.5	-20.8	2.1	120.8
pH, Field	su			NA	7.36	7.29	7.18	7.04	7.08	7.15	7.16
Temperature, Field	deg C			NA	8	11.1	11.4	11.5	10.3	9.3	10.2
Turbidity, Field	ntu			NA	41.8	4.8	10.07	10.15	2.1	104.1	53.21
1,1,1,2-Tetrachloroethane	ug/L	7	70	< 0.46	< 0.46	< 0.46	< 0.46	< 0.46	< 0.46	< 0.46	< 0.46
1,1,1-Trichloroethane	ug/L	40	200	< 0.38	< 0.38	0.58 J	0.41 J	< 0.38	< 0.38	0.41 J	< 0.38
1,1,2,2-Tetrachloroethane	ug/L	0.02	0.2	< 0.40	< 0.40	< 0.40	< 0.40	< 0.40	< 0.40	< 0.40	< 0.40
1,1,2-Trichloroethane	ug/L	0.5	5	< 0.35	< 0.35	< 0.35	< 0.35	< 0.35	< 0.35	< 0.35	< 0.35
1,1-Dichloroethane	ug/L	85	850	25	5.6	6.6	< 0.41	< 0.41	< 0.41	6.8	< 0.41
1,1-Dichloroethene	ug/L	0.7	7	< 0.39	< 0.39	0.50 J	< 0.39	< 0.39	< 0.39	1.2	< 0.39
1,1-Dichloropropene	ug/L	NE	NE	< 0.30	< 0.30	< 0.30	< 0.30	< 0.30	< 0.30	< 0.30	< 0.30
1,2,3-Trichlorobenzene	ug/L	NE	NE	< 0.46	< 0.46	< 0.46	< 0.46	< 0.46	< 0.46	< 0.46	< 0.46
1,2,3-Trichloropropane	ug/L	12	60	< 0.41	< 0.41	< 0.41	< 0.41	< 0.41	< 0.41	< 0.41	< 0.41
1,2,4-Trichlorobenzene	ug/L	14	70	< 0.34	< 0.34	< 0.34	< 0.34	< 0.34	< 0.34	< 0.34	< 0.34
1,2,4-Trimethylbenzene	ug/L	96	480	< 0.36	< 0.36	< 0.36	< 0.36	< 0.36	< 0.36	< 0.36	< 0.36
1,2-Dibromo-3-chloropropane	ug/L	0.02	0.2	< 2.0	< 2.0	< 2.0	< 2.0	< 2.0	< 2.0	< 2.0	< 2.0
1,2-Dibromoethane	ug/L	0.005	0.05	< 0.39	< 0.39	< 0.39	< 0.39	< 0.39	< 0.39	< 0.39	< 0.39
1,2-Dichlorobenzene	ug/L	60	600	< 0.33	< 0.33	< 0.33	< 0.33	< 0.33	< 0.33	< 0.33	< 0.33
1,2-Dichloroethane	ug/L	0.5	5	< 0.39	< 0.39	< 0.39	< 0.39	< 0.39	< 0.39	< 0.39	< 0.39
1,2-Dichloropropane	ug/L	0.5	5	< 0.43	< 0.43	< 0.43	< 0.43	< 0.43	< 0.43	< 0.43	< 0.43
1,3,5-Trimethylbenzene	ug/L	96	480	< 0.25	< 0.25	< 0.25	< 0.25	< 0.25	< 0.25	< 0.25	< 0.25
1,3-Dichlorobenzene	ug/L	120	600	< 0.40	< 0.40	< 0.40	< 0.40	< 0.40	< 0.40	< 0.40	< 0.40
1,3-Dichloropropane	ug/L	NE	NE	< 0.36	< 0.36	< 0.36	< 0.36	< 0.36	< 0.36	< 0.36	< 0.36
1,4-Dichlorobenzene	ug/L	15	75	< 0.36	< 0.36	< 0.36	< 0.36	< 0.36	0.41 J	< 0.36	< 0.36

**Table 2 - Q1 2022 Groundwater Analytical Results
BRRTS #02-46-549906 and #02-46-000743
Lime Kiln Park and West Plume
Grafton, Ozaukee County, Wisconsin**

Parameter	Units	NR140 PAL	NR140 ES	LH1	MW02A (P02A)	MW08A (P08A)	P01B	P01C	P01D	P02B	P03B
				03/15/2022	03/16/2022	03/16/2022	03/18/2022	03/18/2022	03/18/2022	03/16/2022	03/16/2022
sec-Butylbenzene	ug/L	NE	NE	< 0.40	< 0.40	< 0.40	< 0.40	< 0.40	< 0.40	< 0.40	< 0.40
Styrene	ug/L	10	100	< 0.39	< 0.39	< 0.39	< 0.39	< 0.39	< 0.39	< 0.39	< 0.39
tert-Butylbenzene	ug/L	NE	NE	< 0.40	< 0.40	< 0.40	< 0.40	< 0.40	< 0.40	< 0.40	< 0.40
Tetrachloroethene	ug/L	0.5	5	0.37 J	< 0.37	< 0.37	< 0.37	< 0.37	< 0.37	< 0.37	1.6
Toluene	ug/L	160	800	< 0.15	< 0.15	< 0.15	0.35 J	1.7	3.5	< 0.15	< 0.15
trans-1,2-Dichloroethene	ug/L	20	100	0.93 J	< 0.35	0.46 J	< 0.35	< 0.35	< 0.35	3.5	< 0.35
trans-1,3-Dichloropropene	ug/L	0.04	0.4	< 0.36	< 0.36	< 0.36	< 0.36	< 0.36	< 0.36	< 0.36	< 0.36
Trichloroethene	ug/L	0.5	5	15	0.41 J	7.8	25	12	2.3	97	17
Trichlorofluoromethane (Freon 11)	ug/L	698	3490	< 0.43	< 0.43	< 0.43	< 0.43	< 0.43	< 0.43	< 0.43	< 0.43
Trichlorotrifluoroethane (Freon 113)	ug/L	NE	NE	< 0.46	< 0.46	< 0.46	20	17	4.6	< 0.46	< 0.46
Vinyl chloride	ug/L	0.02	0.2	0.22 J	1.1	2.2	< 0.20	< 0.20	< 0.20	150	< 0.20
Xylenes, total	ug/L	400	2000	< 0.22	< 0.22	< 0.22	0.56 J	< 0.22	< 0.22	< 0.22	< 0.22

Notes:

1. NR140 PAL Exceedance: *italics*
2. NR140 ES Exceedance: ***bold+italics***
3. NE = Not established
4. J = Estimated result

Footnotes:

¹ = Field Duplicate

**Table 2 - Q1 2022 Groundwater Analytical Results
BRRTS #02-46-549906 and #02-46-000743
Lime Kiln Park and West Plume
Grafton, Ozaukee County, Wisconsin**

Parameter	Units	NR140 PAL	NR140 ES	P04B	P05B	P05B ¹	P06B	P07B	P08B (PW1749MD)	P09B (PW1788MD)
				03/16/2022	03/17/2022	03/17/2022	03/17/2022	03/17/2022	03/16/2022	03/17/2022
sec-Butylbenzene	ug/L	NE	NE	< 0.40	< 0.40	< 0.40	< 0.40	< 0.40	< 0.40	< 0.40
Styrene	ug/L	10	100	< 0.39	< 0.39	< 0.39	< 0.39	< 0.39	< 0.39	< 0.39
tert-Butylbenzene	ug/L	NE	NE	< 0.40	< 0.40	< 0.40	< 0.40	< 0.40	< 0.40	< 0.40
Tetrachloroethene	ug/L	0.5	5	< 0.37	< 0.37	< 0.37	< 0.37	< 0.37	< 0.37	< 0.37
Toluene	ug/L	160	800	< 0.15	< 0.15	< 0.15	< 0.15	< 0.15	< 0.15	< 0.15
trans-1,2-Dichloroethene	ug/L	20	100	< 0.35	< 0.35	< 0.35	< 0.35	< 0.35	0.37 J	< 0.35
trans-1,3-Dichloropropene	ug/L	0.04	0.4	< 0.36	< 0.36	< 0.36	< 0.36	< 0.36	< 0.36	< 0.36
Trichloroethene	ug/L	0.5	5	< 0.16	<i>0.79</i>	<i>0.70</i>	< 0.16	0.31 J	100	9.3
Trichlorofluoromethane (Freon 11)	ug/L	698	3490	< 0.43	< 0.43	< 0.43	< 0.43	< 0.43	< 0.43	< 0.43
Trichlorotrifluoroethane (Freon 113)	ug/L	NE	NE	< 0.46	2.0	1.8	< 0.46	< 0.46	< 0.46	44
Vinyl chloride	ug/L	0.02	0.2	< 0.20	< 0.20	< 0.20	< 0.20	< 0.20	1.3	< 0.20
Xylenes, total	ug/L	400	2000	< 0.22	< 0.22	< 0.22	< 0.22	< 0.22	< 0.22	< 0.22

Notes:

1. NR140 PAL Exceedance: *italics*
2. NR140 ES Exceedance: ***bold+italics***
3. NE = Not established
4. J = Estimated result

Footnotes:

¹ = Field Duplicate

Table 2 - Q1 2022 Groundwater Analytical Results
BRRTS #02-46-549906 and #02-46-000743
Lime Kiln Park and West Plume
Grafton, Ozaukee County, Wisconsin

Parameter	Units	NR140 PAL	NR140 ES	P10B	PW1530L R	PW1587L R	PW1716L R	PW461HR	PW717HC	TRIP BLANK
				03/17/2022	03/15/2022	03/15/2022	03/15/2022	03/15/2022	03/15/2022	03/18/2022
sec-Butylbenzene	ug/L	NE	NE	< 0.40	< 0.40	< 0.40	< 0.40	< 0.40	< 0.40	< 0.40
Styrene	ug/L	10	100	< 0.39	< 0.39	< 0.39	< 0.39	< 0.39	< 0.39	< 0.39
tert-Butylbenzene	ug/L	NE	NE	< 0.40	< 0.40	< 0.40	< 0.40	< 0.40	< 0.40	< 0.40
Tetrachloroethene	ug/L	0.5	5	0.44 J	< 0.37	< 0.37	< 0.37	< 0.37	< 0.37	< 0.37
Toluene	ug/L	160	800	< 0.15	< 0.15	< 0.15	< 0.15	< 0.15	< 0.15	< 0.15
trans-1,2-Dichloroethene	ug/L	20	100	< 0.35	< 0.35	< 0.35	< 0.35	< 0.35	< 0.35	< 0.35
trans-1,3-Dichloropropene	ug/L	0.04	0.4	< 0.36	< 0.36	< 0.36	< 0.36	< 0.36	< 0.36	< 0.36
Trichloroethene	ug/L	0.5	5	1.7	< 0.16	< 0.16	< 0.16	< 0.16	< 0.16	< 0.16
Trichlorofluoromethane (Freon 11)	ug/L	698	3490	< 0.43	< 0.43	< 0.43	< 0.43	< 0.43	< 0.43	< 0.43
Trichlorotrifluoroethane (Freon 113)	ug/L	NE	NE	28	< 0.46	< 0.46	< 0.46	< 0.46	< 0.46	< 0.46
Vinyl chloride	ug/L	0.02	0.2	< 0.20	< 0.20	< 0.20	< 0.20	< 0.20	< 0.20	< 0.20
Xylenes, total	ug/L	400	2000	< 0.22	< 0.22	< 0.22	< 0.22	< 0.22	< 0.22	< 0.22

Notes:

1. NR140 PAL Exceedance: *italics*
2. NR140 ES Exceedance: ***bold+italics***
3. NE = Not established
4. J = Estimated result

Footnotes:

¹ = Field Duplicate

**Table 3 – Well Information and Groundwater Elevations
BRRTS #02-46-549906 and #02-46-000743
Lime Kiln Park and West Plume
Grafton, Ozaukee County, Wisconsin**

Well ID (sorted by screen elevation)	Screened interval (ft bgs)	Measured Well Depth (ft bgs)	Ground Surface Elevation (ft amsl)	Reference Elevation (top of casing, ft amsl)	Top of Screen Elevation (ft amsl)	Bottom of Screen Elevation (ft amsl)	Well Diameter (inches)	Depth to Water (ft btoc)	Water Elevation (ft amsl)
								Q1 3/15/2022	
LH-2 (LW-02)	8.5-28.5	30.95	726.9	729.44	720.94	700.94	6	26.27	703.17
LH-1 (LW-01)	13-33	35.61	728.8	731.95	718.95	698.95	6	28.74	703.21
MW2A (P2A)	10.5-20.5	22.44	711.0	713.29	702.79	692.79	2	16.02	697.27
P4B	79.5-89.5	93.60	731.3	733.9	654.40	644.40	2	23.82	710.08
P10B ⁽¹⁾	63.3-73.3 ⁽¹⁾	73.30	714.0	716.81	653.51	643.51	2	19.60	697.21
P2B	63.5-73.5	75.25	711.5	713.83	650.33	640.33	2	19.25	694.58
P1B	111.5-124	-	757.0	759.32	647.82	635.32	2	-	-
P3B	70-80	82.43	714.6	716.97	646.97	636.97	2	19.31	697.66
P6B	139-149	152.91	783.3	785.79	646.79	636.79	2	25.71	760.08
P5B	121-131	129.11	764.53	763.91	642.91	632.91	2	26.71	737.2
P9B	95-105	106.29	736.47	737.81	642.81	632.81	2	44.25	693.56
MW8A (P8A)	105-115	115.75	745.62	745.27	640.27	630.27	2	54.7	690.57
P7B	55-65	68.4	690.5	693.34	638.34	628.34	2	10.77	682.57
P1C	192-199.5	-	757.0	759.32	567.32	559.82	2	-	-
P8B	188-198	200.2	740.35	740.29	552.29	542.29	2	50.28	690.01
P1D	229.5-240	-	757.0	759.32	529.82	519.32	2	-	-

Notes:

- = Not applicable (well not included in sampling program), not accessible, or historical information not available.
- ft bgs = feet below ground surface
- ft amsl = feet above mean sea level
- ft btoc = feet below top of casing
- Measured well depths recorded on March 30, 2020. P7B well depth measured June 4, 2020.
- Former PW1749 converted to P8B.
- Former PW1788MD converted to P9B.

Created by: A. Sobbe

Reviewed by: A. Enright

Updated by: A. Enright 11/4/2021

Updates checked by: L. Auner, 11/12/2021

Updated by: M. Kushner 5/23/2022

Checked by: E. Maxwell 5/23/2022

Table 4 - Non-MNA Network Historical Private Well Results
BRRTS #02-46-549906 and #02-46-000743
Lime Kiln Park and West Plume
Grafton, Ozaukee County, Wisconsin

Matrix	Sample ID	Sample Date	Analyte	1,1,1,2-Tetrachloroethane	1,1,1-Trichloroethane	1,1,2,2-Tetrachloroethane	1,1,2-Trichloroethane	1,1-Dichloroethane	1,1-Dichloroethene	1,1-Dichloropropene	1,2,3-Trichlorobenzene	1,2,3-Trichloropropane	1,2,4-Trichlorobenzene	1,2,4-Trimethylbenzene	
			Units	ug/L	ug/L	ug/L	ug/L	ug/L	ug/L	ug/L	ug/L	ug/L	ug/L	ug/L	ug/L
			WI NR140 ES	70	200	0.2	5	850	7			60	70	480	
			WI NR140 PAL	7	40	0.02	0.5	85	0.7			12	14	96	
WP	PW1715MD	3/17/1997		NA	NA	NA	NA	NA	NA	NA	NA	NA	NA	NA	
WP	PW1716U	11/15/2016	< 0.18	< 0.5	< 0.25	< 0.2	< 0.24	< 0.41	< 0.44	< 2.1	< 0.5	< 2.2	< 0.5		
WP	PW1716U	9/8/2017	< 0.18	< 0.50	< 0.25	< 0.20	< 0.24	< 0.41	< 0.44	< 2.1	< 0.50	< 2.2	< 0.50		
WP	PW1725MD	2/12/1997	NA	19	NA	NA	46	4	NA	NA	NA	NA	NA		
WP	PW1725MD	5/1/1997	NA	23	NA	NA	58	NA	NA	NA	NA	NA	NA		
WP	PW1725MD	7/2/1997	NA	NA	NA	NA	44	NA	NA	NA	NA	NA	NA		
WP	PW1725MD	7/14/1997	NA	23	NA	NA	48	5.800000	NA	NA	NA	NA	NA		
WP	PW1725MD	7/2/1998	NA	16	NA	NA	44	2.900000	NA	NA	NA	NA	NA		
WP	PW1741MD	2/12/1997	NA	1.200000	NA	NA	2	4	NA	NA	NA	NA	NA		
WP	PW1741MD	5/1/1997	NA	1.299999	NA	NA	2.400000	NA	NA	NA	NA	NA	NA		
WP	PW1741MD	7/14/1997	NA	1.600000	NA	NA	2.200000	NA	NA	NA	NA	NA	NA		
WP	PW1749MR	3/20/1998	NA	3	NA	< 1.2	3	2	NA	NA	NA	NA	NA		
WP	PW1749MR	3/20/1998	NA	2	NA	< 0.61	2	2	NA	NA	NA	NA	NA		
WP	PW1749MR	3/20/1998	NA	2	NA	< 0.61	2	1	NA	NA	NA	NA	NA		
WP	PW1767MD	10/8/1996	NA	NA	NA	NA	NA	NA	NA	NA	NA	NA	NA		
WP	PW1767MD	5/1/1997	NA	NA	NA	NA	NA	NA	NA	NA	NA	NA	NA		
WP	PW1784MD	2/2/1997	NA	1.200000	NA	NA	NA	NA	NA	NA	NA	NA	NA		
WP	PW1784MD	2/12/1997	NA	0.949999	NA	NA	NA	NA	NA	NA	NA	NA	NA		
WP	PW1785MD	3/11/1997	NA	NA	NA	NA	NA	NA	NA	NA	NA	NA	NA		
WP	PW1792MD	10/8/1996	NA	NA	NA	NA	NA	NA	NA	NA	NA	NA	NA		
WP	PW622GB	3/18/1997	NA	NA	NA	NA	NA	NA	NA	NA	NA	NA	NA		
WP	PW668GB	4/29/1997	NA	NA	NA	NA	NA	NA	NA	NA	NA	NA	NA		
WP	PW678GB	4/29/1997	NA	NA	NA	NA	NA	NA	NA	NA	NA	NA	NA		
WP	PW688GB	4/29/1997	NA	NA	NA	NA	NA	NA	NA	NA	NA	NA	NA		
WP	PW698GB	3/25/1997	NA	NA	NA	NA	NA	NA	NA	NA	NA	NA	NA		
WP	PW711KC	5/30/1997	NA	NA	NA	NA	NA	NA	NA	NA	NA	NA	NA		
WP	PW724GB	3/7/1997	NA	NA	NA	NA	NA	NA	NA	NA	NA	NA	NA		
WP	PW740GB	3/11/1997	NA	0.5	NA	NA	0.699999	NA	NA	NA	NA	NA	NA		
WP	PW760GB	10/8/1997	NA	2.5	NA	NA	NA	0.699999	NA	NA	NA	NA	NA		
WP	PW760GB	3/19/1998	NA	1	NA	< 0.55	< 0.41	< 0.56	NA	NA	NA	NA	NA		
WP	PW760GB	3/19/1998	NA	1	NA	< 0.55	< 0.41	< 0.56	NA	NA	NA	NA	NA		
WP	PW760GB	3/19/1998	NA	< 0.43	NA	< 0.55	< 0.41	< 0.56	NA	NA	NA	NA	NA		
WP	PW760GB	3/19/1998	NA	< 0.43	NA	< 0.55	< 0.41	< 0.56	NA	NA	NA	NA	NA		

Table 4 - Non-MNA Network Historical Private Well Results
BRRTS #02-46-549906 and #02-46-000743
Lime Kiln Park and West Plume
Grafton, Ozaukee County, Wisconsin

Matrix	Sample ID	Sample Date	Analyte	1,2-Dibromo-3-chloropropane	1,2-Dibromoethane	1,2-Dichlorobenzene	1,2-Dichloroethane	1,2-Dichloroethene	1,2-Dichloropropane	1,3,5-Trimethylbenzene	1,3-Dichlorobenzene	1,3-Dichloropropane	1,4-Dichlorobenzene	2,2-Dichloropropane	
			Units	ug/L	ug/L	ug/L	ug/L	ug/L	ug/L	ug/L	ug/L	ug/L	ug/L	ug/L	ug/L
			WI NR140 ES	0.2	0.05	600	5		5	480	600		75		
			WI NR140 PAL	0.02	0.005	60	0.5		0.5	96	120		15		
WP	PW1715MD	3/17/1997		NA	NA	NA	NA	NA	NA	NA	NA	NA	NA	NA	
WP	PW1716U	11/15/2016	< 2.2	< 0.18	< 0.5	< 0.17	< 0.51	< 0.23	< 0.5	< 0.5	< 0.5	< 0.5	< 0.5	< 0.48	
WP	PW1716U	9/8/2017	< 2.2	< 0.18	< 0.50	< 0.17	< 0.51	< 0.23	< 0.50	< 0.50	< 0.50	< 0.50	< 0.50	< 0.48	
WP	PW1725MD	2/12/1997		NA	NA	NA	NA	NA	NA	NA	NA	NA	NA	NA	
WP	PW1725MD	5/1/1997		NA	NA	NA	NA	NA	NA	NA	NA	NA	NA	NA	
WP	PW1725MD	7/2/1997		NA	NA	NA	NA	NA	NA	NA	NA	NA	NA	NA	
WP	PW1725MD	7/14/1997		NA	NA	NA	NA	NA	NA	NA	NA	NA	NA	NA	
WP	PW1725MD	7/2/1998		NA	NA	NA	NA	NA	NA	NA	NA	NA	NA	NA	
WP	PW1741MD	2/12/1997		NA	NA	NA	NA	NA	NA	NA	NA	NA	NA	NA	
WP	PW1741MD	5/1/1997		NA	NA	NA	NA	NA	NA	NA	NA	NA	NA	NA	
WP	PW1741MD	7/14/1997		NA	NA	NA	NA	NA	NA	NA	NA	NA	NA	NA	
WP	PW1749MR	3/20/1998	< 0.82	< 0.78	< 0.5	< 0.74	NA	< 0.7	NA	< 0.68	NA	< 0.6	NA		
WP	PW1749MR	3/20/1998	< 0.41	< 0.39	< 0.25	< 0.37	NA	< 0.35	NA	< 0.34	NA	< 0.3	NA		
WP	PW1749MR	3/20/1998	< 0.41	< 0.39	< 0.25	< 0.37	NA	< 0.35	NA	< 0.34	NA	< 0.3	NA		
WP	PW1767MD	10/8/1996		NA	NA	NA	NA	NA	NA	NA	NA	NA	NA	NA	
WP	PW1767MD	5/1/1997		NA	NA	NA	NA	NA	NA	NA	NA	NA	NA	NA	
WP	PW1784MD	2/2/1997		NA	NA	NA	NA	NA	NA	NA	NA	NA	NA	NA	
WP	PW1784MD	2/12/1997		NA	NA	NA	NA	NA	NA	NA	NA	NA	NA	NA	
WP	PW1785MD	3/11/1997		NA	NA	NA	NA	NA	NA	NA	NA	NA	NA	NA	
WP	PW1792MD	10/8/1996		NA	NA	NA	NA	NA	NA	NA	NA	NA	NA	NA	
WP	PW622GB	3/18/1997		NA	NA	NA	NA	NA	NA	NA	NA	NA	NA	NA	
WP	PW668GB	4/29/1997		NA	NA	NA	NA	NA	NA	NA	NA	NA	NA	NA	
WP	PW678GB	4/29/1997		NA	NA	NA	NA	NA	NA	NA	NA	NA	NA	NA	
WP	PW688GB	4/29/1997		NA	NA	NA	NA	NA	NA	NA	NA	NA	NA	NA	
WP	PW698GB	3/25/1997		NA	NA	NA	NA	NA	NA	NA	NA	NA	NA	NA	
WP	PW711KC	5/30/1997		NA	NA	NA	NA	NA	NA	NA	NA	NA	NA	NA	
WP	PW724GB	3/7/1997		NA	NA	NA	NA	NA	NA	NA	NA	NA	NA	NA	
WP	PW740GB	3/11/1997		NA	NA	NA	NA	NA	NA	NA	NA	NA	NA	NA	
WP	PW760GB	10/8/1997		NA	NA	NA	NA	NA	NA	NA	NA	NA	NA	NA	
WP	PW760GB	3/19/1998	< 0.48	< 0.33	< 0.55	< 0.47	NA	< 0.74	NA	< 0.32	NA	< 0.46	NA		
WP	PW760GB	3/19/1998	< 0.48	< 0.33	< 0.55	< 0.47	NA	< 0.74	NA	< 0.32	NA	< 0.46	NA		
WP	PW760GB	3/19/1998	< 0.48	< 0.33	< 0.55	< 0.47	NA	< 0.74	NA	< 0.32	NA	< 0.46	NA		
WP	PW760GB	3/19/1998	< 0.48	< 0.33	< 0.55	< 0.47	NA	< 0.74	NA	< 0.32	NA	< 0.46	NA		

Table 4 - Non-MNA Network Historical Private Well Results
BRRTS #02-46-549906 and #02-46-000743
Lime Kiln Park and West Plume
Grafton, Ozaukee County, Wisconsin

Matrix	Sample ID	Sample Date	Analyte	2,2'-Oxybis(1-chloropropane)	2,4,5-T	2,4,5-TP (Silvex)	2,4,5-Trichlorophenol	2,4,6-Trichlorophenol	2,4-D	2,4-Dichlorophenol	2,4-Dimethylphenol	2,4-Dinitrophenol	2,4-Dinitrotoluene	2,6-Dinitrotoluene	2-Butanone	2-Chloroethyl vinyl ether	2-Chloronaphthalene		
			Units	ug/L	ug/L	ug/L	ug/L	ug/L	ug/L	ug/L	ug/L	ug/L	ug/L	ug/L	ug/L	ug/L	ug/L	ug/L	ug/L
			WI NR140 ES			50				70				0.05	0.05	4000			
			WI NR140 PAL			5			7				0.005	0.005	800				
WP	PW1715MD	3/17/1997	NA	NA	NA	NA	NA	NA	NA	NA	NA	NA	NA	NA	NA	NA	NA		
WP	PW1716U	11/15/2016	NA	NA	NA	NA	NA	NA	NA	NA	NA	NA	NA	NA	< 3	< 1.9	NA		
WP	PW1716U	9/8/2017	NA	NA	NA	NA	NA	NA	NA	NA	NA	NA	NA	NA	< 3.0	< 1.9	NA		
WP	PW1725MD	2/12/1997	NA	NA	NA	NA	NA	NA	NA	NA	NA	NA	NA	NA	NA	NA	NA		
WP	PW1725MD	5/1/1997	NA	NA	NA	NA	NA	NA	NA	NA	NA	NA	NA	NA	NA	NA	NA		
WP	PW1725MD	7/2/1997	NA	NA	NA	NA	NA	NA	NA	NA	NA	NA	NA	NA	NA	NA	NA		
WP	PW1725MD	7/14/1997	NA	NA	NA	NA	NA	NA	NA	NA	NA	NA	NA	NA	NA	NA	NA		
WP	PW1725MD	7/2/1998	NA	NA	NA	NA	NA	NA	NA	NA	NA	NA	NA	NA	NA	NA	NA		
WP	PW1741MD	2/12/1997	NA	NA	NA	NA	NA	NA	NA	NA	NA	NA	NA	NA	NA	NA	NA		
WP	PW1741MD	5/1/1997	NA	NA	NA	NA	NA	NA	NA	NA	NA	NA	NA	NA	NA	NA	NA		
WP	PW1741MD	7/14/1997	NA	NA	NA	NA	NA	NA	NA	NA	NA	NA	NA	NA	NA	NA	NA		
WP	PW1749MR	3/20/1998	NA	NA	NA	NA	NA	NA	NA	NA	NA	NA	NA	NA	< 1.8	< 0.88	NA		
WP	PW1749MR	3/20/1998	NA	NA	NA	NA	NA	NA	NA	NA	NA	NA	NA	NA	< 0.89	< 0.44	NA		
WP	PW1749MR	3/20/1998	NA	NA	NA	NA	NA	NA	NA	NA	NA	NA	NA	NA	< 0.89	< 0.44	NA		
WP	PW1767MD	10/8/1996	NA	NA	NA	NA	NA	NA	NA	NA	NA	NA	NA	NA	NA	NA	NA		
WP	PW1767MD	5/1/1997	NA	NA	NA	NA	NA	NA	NA	NA	NA	NA	NA	NA	NA	NA	NA		
WP	PW1784MD	2/2/1997	NA	NA	NA	NA	NA	NA	NA	NA	NA	NA	NA	NA	NA	NA	NA		
WP	PW1784MD	2/12/1997	NA	NA	NA	NA	NA	NA	NA	NA	NA	NA	NA	NA	NA	NA	NA		
WP	PW1785MD	3/11/1997	NA	NA	NA	NA	NA	NA	NA	NA	NA	NA	NA	NA	NA	NA	NA		
WP	PW1792MD	10/8/1996	NA	NA	NA	NA	NA	NA	NA	NA	NA	NA	NA	NA	NA	NA	NA		
WP	PW622GB	3/18/1997	NA	NA	NA	NA	NA	NA	NA	NA	NA	NA	NA	NA	NA	NA	NA		
WP	PW668GB	4/29/1997	NA	NA	NA	NA	NA	NA	NA	NA	NA	NA	NA	NA	NA	NA	NA		
WP	PW678GB	4/29/1997	NA	NA	NA	NA	NA	NA	NA	NA	NA	NA	NA	NA	NA	NA	NA		
WP	PW688GB	4/29/1997	NA	NA	NA	NA	NA	NA	NA	NA	NA	NA	NA	NA	NA	NA	NA		
WP	PW698GB	3/25/1997	NA	NA	NA	NA	NA	NA	NA	NA	NA	NA	NA	NA	NA	NA	NA		
WP	PW711KC	5/30/1997	NA	NA	NA	NA	NA	NA	NA	NA	NA	NA	NA	NA	NA	NA	NA		
WP	PW724GB	3/7/1997	NA	NA	NA	NA	NA	NA	NA	NA	NA	NA	NA	NA	NA	NA	NA		
WP	PW740GB	3/11/1997	NA	NA	NA	NA	NA	NA	NA	NA	NA	NA	NA	NA	NA	NA	NA		
WP	PW760GB	10/8/1997	NA	NA	NA	NA	NA	NA	NA	NA	NA	NA	NA	NA	NA	NA	NA		
WP	PW760GB	3/19/1998	NA	NA	NA	NA	NA	NA	NA	NA	NA	NA	NA	NA	< 2.3	< 0.52	NA		
WP	PW760GB	3/19/1998	NA	NA	NA	NA	NA	NA	NA	NA	NA	NA	NA	NA	< 2.3	< 0.52	NA		
WP	PW760GB	3/19/1998	NA	NA	NA	NA	NA	NA	NA	NA	NA	NA	NA	NA	< 2.3	< 0.52	NA		
WP	PW760GB	3/19/1998	NA	NA	NA	NA	NA	NA	NA	NA	NA	NA	NA	NA	< 2.3	< 0.52	NA		

Table 4 - Non-MNA Network Historical Private Well Results
BRRTS #02-46-549906 and #02-46-000743
Lime Kiln Park and West Plume
Grafton, Ozaukee County, Wisconsin

Matrix	Sample ID	Analyte	2-Chlorophenol	2-Chlorotoluene	2-Hexanone	2-Methylnaphthalene	2-Methylphenol	2-Nitroaniline	2-Nitrophenol	3,3'-Dichlorobenzidine	3-Nitroaniline	4,4'-DDD	4,4'-DDE	4,4'-DDT	4,6-Dinitro-2-methylphenol	4-Bromophenyl phenyl ether	4-Chloro-3-methylphenol	
		Units	ug/L	ug/L	ug/L	ug/L	ug/L	ug/L	ug/L	ug/L	ug/L	ug/L	ug/L	ug/L	ug/L	ug/L	ug/L	ug/L
		WI NR140 ES																
		WI NR140 PAL																
Sample Date																		
WP	PW1715MD	3/17/1997	NA	NA	NA	NA	NA	NA	NA	NA	NA	NA	NA	NA	NA	NA	NA	
WP	PW1716U	11/15/2016	NA	< 0.5	NA	NA	NA	NA	NA	NA	NA	NA	NA	NA	NA	NA	NA	
WP	PW1716U	9/8/2017	NA	< 0.50	NA	NA	NA	NA	NA	NA	NA	NA	NA	NA	NA	NA	NA	
WP	PW1725MD	2/12/1997	NA	NA	NA	NA	NA	NA	NA	NA	NA	NA	NA	NA	NA	NA	NA	
WP	PW1725MD	5/1/1997	NA	NA	NA	NA	NA	NA	NA	NA	NA	NA	NA	NA	NA	NA	NA	
WP	PW1725MD	7/2/1997	NA	NA	NA	NA	NA	NA	NA	NA	NA	NA	NA	NA	NA	NA	NA	
WP	PW1725MD	7/14/1997	NA	NA	NA	NA	NA	NA	NA	NA	NA	NA	NA	NA	NA	NA	NA	
WP	PW1725MD	7/2/1998	NA	NA	NA	NA	NA	NA	NA	NA	NA	NA	NA	NA	NA	NA	NA	
WP	PW1741MD	2/12/1997	NA	NA	NA	NA	NA	NA	NA	NA	NA	NA	NA	NA	NA	NA	NA	
WP	PW1741MD	5/1/1997	NA	NA	NA	NA	NA	NA	NA	NA	NA	NA	NA	NA	NA	NA	NA	
WP	PW1741MD	7/14/1997	NA	NA	NA	NA	NA	NA	NA	NA	NA	NA	NA	NA	NA	NA	NA	
WP	PW1749MR	3/20/1998	NA	NA	NA	NA	NA	NA	NA	NA	NA	NA	NA	NA	NA	NA	NA	
WP	PW1749MR	3/20/1998	NA	NA	NA	NA	NA	NA	NA	NA	NA	NA	NA	NA	NA	NA	NA	
WP	PW1749MR	3/20/1998	NA	NA	NA	NA	NA	NA	NA	NA	NA	NA	NA	NA	NA	NA	NA	
WP	PW1767MD	10/8/1996	NA	NA	NA	NA	NA	NA	NA	NA	NA	NA	NA	NA	NA	NA	NA	
WP	PW1767MD	5/1/1997	NA	NA	NA	NA	NA	NA	NA	NA	NA	NA	NA	NA	NA	NA	NA	
WP	PW1784MD	2/2/1997	NA	NA	NA	NA	NA	NA	NA	NA	NA	NA	NA	NA	NA	NA	NA	
WP	PW1784MD	2/12/1997	NA	NA	NA	NA	NA	NA	NA	NA	NA	NA	NA	NA	NA	NA	NA	
WP	PW1785MD	3/11/1997	NA	NA	NA	NA	NA	NA	NA	NA	NA	NA	NA	NA	NA	NA	NA	
WP	PW1792MD	10/8/1996	NA	NA	NA	NA	NA	NA	NA	NA	NA	NA	NA	NA	NA	NA	NA	
WP	PW622GB	3/18/1997	NA	NA	NA	NA	NA	NA	NA	NA	NA	NA	NA	NA	NA	NA	NA	
WP	PW668GB	4/29/1997	NA	NA	NA	NA	NA	NA	NA	NA	NA	NA	NA	NA	NA	NA	NA	
WP	PW678GB	4/29/1997	NA	NA	NA	NA	NA	NA	NA	NA	NA	NA	NA	NA	NA	NA	NA	
WP	PW688GB	4/29/1997	NA	NA	NA	NA	NA	NA	NA	NA	NA	NA	NA	NA	NA	NA	NA	
WP	PW698GB	3/25/1997	NA	NA	NA	NA	NA	NA	NA	NA	NA	NA	NA	NA	NA	NA	NA	
WP	PW711KC	5/30/1997	NA	NA	NA	NA	NA	NA	NA	NA	NA	NA	NA	NA	NA	NA	NA	
WP	PW724GB	3/7/1997	NA	NA	NA	NA	NA	NA	NA	NA	NA	NA	NA	NA	NA	NA	NA	
WP	PW740GB	3/11/1997	NA	NA	NA	NA	NA	NA	NA	NA	NA	NA	NA	NA	NA	NA	NA	
WP	PW760GB	10/8/1997	NA	NA	NA	NA	NA	NA	NA	NA	NA	NA	NA	NA	NA	NA	NA	
WP	PW760GB	3/19/1998	NA	NA	NA	NA	NA	NA	NA	NA	NA	NA	NA	NA	NA	NA	NA	
WP	PW760GB	3/19/1998	NA	NA	NA	NA	NA	NA	NA	NA	NA	NA	NA	NA	NA	NA	NA	
WP	PW760GB	3/19/1998	NA	NA	NA	NA	NA	NA	NA	NA	NA	NA	NA	NA	NA	NA	NA	
WP	PW760GB	3/19/1998	NA	NA	NA	NA	NA	NA	NA	NA	NA	NA	NA	NA	NA	NA	NA	

Table 4 - Non-MNA Network Historical Private Well Results
BRRTS #02-46-549906 and #02-46-000743
Lime Kiln Park and West Plume
Grafton, Ozaukee County, Wisconsin

Matrix	Sample ID	Analyte	4-Chloroaniline	4-Chlorophenyl phenyl ether	4-Chlorotoluene	4-Isopropyltoluene	4-Methyl-2-pentanone	4-Methylphenol	4-Nitroaniline	4-Nitrophenol	Acenaphthene	Acenaphthylene	Acetone	Aldrin	Alkalinity, bicarbonate	Alkalinity, carbonate	Alkalinity, total	
		Units	ug/L	ug/L	ug/L	ug/L	ug/L	ug/L	ug/L	ug/L	ug/L	ug/L	ug/L	ug/L	ug/L	mg/L	mg/L	mg/L
		WI NR140 ES						500						9000				
		WI NR140 PAL						50						1800				
Sample Date																		
WP	PW1715MD	3/17/1997	NA	NA	NA	NA	NA	NA	NA	NA	NA	NA	NA	NA	NA	NA	NA	
WP	PW1716U	11/15/2016	NA	NA	< 0.21	< 0.5	< 2.1	NA	NA	NA	NA	NA	< 3	NA	NA	NA	NA	
WP	PW1716U	9/8/2017	NA	NA	< 0.21	< 0.50	< 2.1	NA	NA	NA	NA	NA	< 3.0	NA	NA	NA	NA	
WP	PW1725MD	2/12/1997	NA	NA	NA	NA	NA	NA	NA	NA	NA	NA	NA	NA	NA	NA	NA	
WP	PW1725MD	5/1/1997	NA	NA	NA	NA	NA	NA	NA	NA	NA	NA	NA	NA	NA	NA	NA	
WP	PW1725MD	7/2/1997	NA	NA	NA	NA	NA	NA	NA	NA	NA	NA	NA	NA	NA	NA	NA	
WP	PW1725MD	7/14/1997	NA	NA	NA	NA	NA	NA	NA	NA	NA	NA	NA	NA	NA	NA	NA	
WP	PW1725MD	7/2/1998	NA	NA	NA	NA	NA	NA	NA	NA	NA	NA	NA	NA	NA	NA	NA	
WP	PW1741MD	2/12/1997	NA	NA	NA	NA	NA	NA	NA	NA	NA	NA	NA	NA	NA	NA	NA	
WP	PW1741MD	5/1/1997	NA	NA	NA	NA	NA	NA	NA	NA	NA	NA	NA	NA	NA	NA	NA	
WP	PW1741MD	7/14/1997	NA	NA	NA	NA	NA	NA	NA	NA	NA	NA	NA	NA	NA	NA	NA	
WP	PW1749MR	3/20/1998	NA	NA	NA	NA	NA	NA	NA	NA	NA	NA	< 2	NA	NA	NA	320	
WP	PW1749MR	3/20/1998	NA	NA	NA	NA	NA	NA	NA	NA	NA	NA	< 1	NA	NA	NA	310	
WP	PW1749MR	3/20/1998	NA	NA	NA	NA	NA	NA	NA	NA	NA	NA	< 1	NA	NA	NA	330	
WP	PW1767MD	10/8/1996	NA	NA	NA	NA	NA	NA	NA	NA	NA	NA	NA	NA	NA	NA	NA	
WP	PW1767MD	5/1/1997	NA	NA	NA	NA	NA	NA	NA	NA	NA	NA	NA	NA	NA	NA	NA	
WP	PW1784MD	2/2/1997	NA	NA	NA	NA	NA	NA	NA	NA	NA	NA	NA	NA	NA	NA	NA	
WP	PW1784MD	2/12/1997	NA	NA	NA	NA	NA	NA	NA	NA	NA	NA	NA	NA	NA	NA	NA	
WP	PW1785MD	3/11/1997	NA	NA	NA	NA	NA	NA	NA	NA	NA	NA	NA	NA	NA	NA	NA	
WP	PW1792MD	10/8/1996	NA	NA	NA	NA	NA	NA	NA	NA	NA	NA	NA	NA	NA	NA	NA	
WP	PW622GB	3/18/1997	NA	NA	NA	NA	NA	NA	NA	NA	NA	NA	NA	NA	NA	NA	NA	
WP	PW668GB	4/29/1997	NA	NA	NA	NA	NA	NA	NA	NA	NA	NA	NA	NA	NA	NA	NA	
WP	PW678GB	4/29/1997	NA	NA	NA	NA	NA	NA	NA	NA	NA	NA	NA	NA	NA	NA	NA	
WP	PW688GB	4/29/1997	NA	NA	NA	NA	NA	NA	NA	NA	NA	NA	NA	NA	NA	NA	NA	
WP	PW698GB	3/25/1997	NA	NA	NA	NA	NA	NA	NA	NA	NA	NA	NA	NA	NA	NA	NA	
WP	PW711KC	5/30/1997	NA	NA	NA	NA	NA	NA	NA	NA	NA	NA	NA	NA	NA	NA	NA	
WP	PW724GB	3/7/1997	NA	NA	NA	NA	NA	NA	NA	NA	NA	NA	NA	NA	NA	NA	NA	
WP	PW740GB	3/11/1997	NA	NA	NA	NA	NA	NA	NA	NA	NA	NA	NA	NA	NA	NA	NA	
WP	PW760GB	10/8/1997	NA	NA	NA	NA	NA	NA	NA	NA	NA	NA	NA	NA	NA	NA	NA	
WP	PW760GB	3/19/1998	NA	NA	NA	NA	NA	NA	NA	NA	NA	NA	< 3.3	NA	360	< 1	360	
WP	PW760GB	3/19/1998	NA	NA	NA	NA	NA	NA	NA	NA	NA	NA	< 3.3	NA	350	< 1	350	
WP	PW760GB	3/19/1998	NA	NA	NA	NA	NA	NA	NA	NA	NA	NA	< 3.3	NA	320	< 1	320	
WP	PW760GB	3/19/1998	NA	NA	NA	NA	NA	NA	NA	NA	NA	NA	< 3.3	NA	340	< 1	340	

Table 4 - Non-MNA Network Historical Private Well Results
BRRTS #02-46-549906 and #02-46-000743
Lime Kiln Park and West Plume
Grafton, Ozaukee County, Wisconsin

Matrix	Sample ID	Analyte	alpha-BHC	alpha-Chlordane	Aluminum	Anthracene	Antimony	Aroclor-1016	Aroclor-1221	Aroclor-1232	Aroclor-1242	Aroclor-1248	Aroclor-1254	Aroclor-1260	Arsenic	Barium	Benzene	Benzo(a)anthracene	Benzo(a)pyrene	Benzo(b)fluoranthene	
		Units	ug/L	ug/L	ug/L	ug/L	ug/L	ug/L	ug/L	ug/L	ug/L	ug/L	ug/L	ug/L	ug/L	ug/L	ug/L	ug/L	ug/L	ug/L	ug/L
		WI NR140 ES		2	200	3000	6	0.03	0.03	0.03	0.03	0.03	0.03	0.03	0.03	10	2000	5		0.2	0.2
		WI NR140 PAL		0.2	40	600	1.2	0.003	0.003	0.003	0.003	0.003	0.003	0.003	0.003	1	400	0.5		0.02	0.02
Sample Date	Sample Date	Sample Date	Sample Date	Sample Date	Sample Date	Sample Date	Sample Date	Sample Date	Sample Date	Sample Date	Sample Date	Sample Date	Sample Date	Sample Date	Sample Date	Sample Date	Sample Date	Sample Date	Sample Date	Sample Date	
WP	PW1715MD	3/17/1997	NA	NA	NA	NA	NA	NA	NA	NA	NA	NA	NA	NA	NA	NA	NA	NA	NA	NA	
WP	PW1716U	11/15/2016	NA	NA	NA	NA	NA	NA	NA	NA	NA	NA	NA	NA	NA	NA	< 0.5	NA	NA	NA	
WP	PW1716U	9/8/2017	NA	NA	NA	NA	NA	NA	NA	NA	NA	NA	NA	NA	NA	NA	< 0.50	NA	NA	NA	
WP	PW1725MD	2/12/1997	NA	NA	NA	NA	NA	NA	NA	NA	NA	NA	NA	NA	NA	NA	NA	NA	NA	NA	
WP	PW1725MD	5/1/1997	NA	NA	NA	NA	NA	NA	NA	NA	NA	NA	NA	NA	NA	NA	NA	NA	NA	NA	
WP	PW1725MD	7/2/1997	NA	NA	NA	NA	NA	NA	NA	NA	NA	NA	NA	NA	NA	NA	NA	NA	NA	NA	
WP	PW1725MD	7/14/1997	NA	NA	NA	NA	NA	NA	NA	NA	NA	NA	NA	NA	NA	NA	NA	NA	NA	NA	
WP	PW1725MD	7/2/1998	NA	NA	NA	NA	NA	NA	NA	NA	NA	NA	NA	NA	NA	NA	NA	NA	NA	NA	
WP	PW1741MD	2/12/1997	NA	NA	NA	NA	NA	NA	NA	NA	NA	NA	NA	NA	NA	NA	NA	NA	NA	NA	
WP	PW1741MD	5/1/1997	NA	NA	NA	NA	NA	NA	NA	NA	NA	NA	NA	NA	NA	NA	NA	NA	NA	NA	
WP	PW1741MD	7/14/1997	NA	NA	NA	NA	NA	NA	NA	NA	NA	NA	NA	NA	NA	NA	NA	NA	NA	NA	
WP	PW1749MR	3/20/1998	NA	NA	28	NA	< 6.7	NA	NA	NA	NA	NA	NA	NA	< 4.7	45	< 0.54	NA	NA	NA	
WP	PW1749MR	3/20/1998	NA	NA	< 18	NA	< 6.7	NA	NA	NA	NA	NA	NA	NA	< 4.7	42	< 0.27	NA	NA	NA	
WP	PW1749MR	3/20/1998	NA	NA	28	NA	< 6.7	NA	NA	NA	NA	NA	NA	NA	< 4.7	52	< 0.27	NA	NA	NA	
WP	PW1767MD	10/8/1996	NA	NA	NA	NA	NA	NA	NA	NA	NA	NA	NA	NA	NA	NA	NA	NA	NA	NA	
WP	PW1767MD	5/1/1997	NA	NA	NA	NA	NA	NA	NA	NA	NA	NA	NA	NA	NA	NA	NA	NA	NA	NA	
WP	PW1784MD	2/2/1997	NA	NA	NA	NA	NA	NA	NA	NA	NA	NA	NA	NA	NA	NA	NA	NA	NA	NA	
WP	PW1784MD	2/12/1997	NA	NA	NA	NA	NA	NA	NA	NA	NA	NA	NA	NA	NA	NA	NA	NA	NA	NA	
WP	PW1785MD	3/11/1997	NA	NA	NA	NA	NA	NA	NA	NA	NA	NA	NA	NA	NA	NA	NA	NA	NA	NA	
WP	PW1792MD	10/8/1996	NA	NA	NA	NA	NA	NA	NA	NA	NA	NA	NA	NA	NA	NA	NA	NA	NA	NA	
WP	PW622GB	3/18/1997	NA	NA	NA	NA	NA	NA	NA	NA	NA	NA	NA	NA	NA	NA	NA	NA	NA	NA	
WP	PW668GB	4/29/1997	NA	NA	NA	NA	NA	NA	NA	NA	NA	NA	NA	NA	NA	NA	NA	NA	NA	NA	
WP	PW678GB	4/29/1997	NA	NA	NA	NA	NA	NA	NA	NA	NA	NA	NA	NA	NA	NA	NA	NA	NA	NA	
WP	PW688GB	4/29/1997	NA	NA	NA	NA	NA	NA	NA	NA	NA	NA	NA	NA	NA	NA	NA	NA	NA	NA	
WP	PW698GB	3/25/1997	NA	NA	NA	NA	NA	NA	NA	NA	NA	NA	NA	NA	NA	NA	NA	NA	NA	NA	
WP	PW711KC	5/30/1997	NA	NA	NA	NA	NA	NA	NA	NA	NA	NA	NA	NA	NA	NA	NA	NA	NA	NA	
WP	PW724GB	3/7/1997	NA	NA	NA	NA	NA	NA	NA	NA	NA	NA	NA	NA	NA	NA	NA	NA	NA	NA	
WP	PW740GB	3/11/1997	NA	NA	NA	NA	NA	NA	NA	NA	NA	NA	NA	NA	NA	NA	NA	NA	NA	NA	
WP	PW760GB	10/8/1997	NA	NA	NA	NA	NA	NA	NA	NA	NA	NA	NA	NA	NA	NA	NA	NA	NA	NA	
WP	PW760GB	3/19/1998	NA	NA	NA	NA	NA	NA	NA	NA	NA	NA	NA	NA	NA	NA	< 0.4	NA	NA	NA	
WP	PW760GB	3/19/1998	NA	NA	NA	NA	NA	NA	NA	NA	NA	NA	NA	NA	NA	NA	< 0.4	NA	NA	NA	
WP	PW760GB	3/19/1998	NA	NA	NA	NA	NA	NA	NA	NA	NA	NA	NA	NA	NA	NA	< 0.4	NA	NA	NA	
WP	PW760GB	3/19/1998	NA	NA	NA	NA	NA	NA	NA	NA	NA	NA	NA	NA	NA	NA	< 0.4	NA	NA	NA	

Table 4 - Non-MNA Network Historical Private Well Results
BRRTS #02-46-549906 and #02-46-000743
Lime Kiln Park and West Plume
Grafton, Ozaukee County, Wisconsin

Matrix	Sample ID	Analyte	Benzo(g,h,i)perylene	Benzo(k)fluoranthene	Beryllium	beta-BHC	Bis(2-chloroethoxy)methane	Bis(2-chloroethyl) ether	Bis(2-ethylhexyl)phthalate	Bromobenzene	Bromochloromethane	Bromodichloromethane	Bromoform	Bromomethane	Butylbenzylphthalate	Cadmium	
		Units	ug/L	ug/L	ug/L	ug/L	ug/L	ug/L	ug/L	ug/L	ug/L	ug/L	ug/L	ug/L	ug/L	ug/L	ug/L
		WI NR140 ES			4				6				0.6	4.4	10		5
		WI NR140 PAL			0.4				0.6				0.06	0.44	1		0.5
Sample Date																	
WP	PW1715MD	3/17/1997	NA	NA	NA	NA	NA	NA	NA	NA	NA	NA	NA	NA	NA	NA	
WP	PW1716U	11/15/2016	NA	NA	NA	NA	NA	NA	NA	< 0.23	< 0.34	< 0.5	< 0.5	< 2.4	NA	NA	
WP	PW1716U	9/8/2017	NA	NA	NA	NA	NA	NA	NA	< 0.23	< 0.34	0.72 J	< 0.50	< 2.4	NA	NA	
WP	PW1725MD	2/12/1997	NA	NA	NA	NA	NA	NA	NA	NA	NA	NA	NA	NA	NA	NA	
WP	PW1725MD	5/1/1997	NA	NA	NA	NA	NA	NA	NA	NA	NA	NA	NA	NA	NA	NA	
WP	PW1725MD	7/2/1997	NA	NA	NA	NA	NA	NA	NA	NA	NA	NA	NA	NA	NA	NA	
WP	PW1725MD	7/14/1997	NA	NA	NA	NA	NA	NA	NA	NA	NA	NA	NA	NA	NA	NA	
WP	PW1725MD	7/2/1998	NA	NA	NA	NA	NA	NA	NA	NA	NA	NA	NA	NA	NA	NA	
WP	PW1741MD	2/12/1997	NA	NA	NA	NA	NA	NA	NA	NA	NA	NA	NA	NA	NA	NA	
WP	PW1741MD	5/1/1997	NA	NA	NA	NA	NA	NA	NA	NA	NA	NA	NA	NA	NA	NA	
WP	PW1741MD	7/14/1997	NA	NA	NA	NA	NA	NA	NA	NA	NA	NA	NA	NA	NA	NA	
WP	PW1749MR	3/20/1998	NA	NA	< 0.12	NA	NA	NA	NA	NA	NA	< 0.6	< 0.88	< 1.4	NA	1	
WP	PW1749MR	3/20/1998	NA	NA	< 0.12	NA	NA	NA	NA	NA	NA	< 0.3	< 0.44	< 0.7	NA	< 0.37	
WP	PW1749MR	3/20/1998	NA	NA	< 0.12	NA	NA	NA	NA	NA	NA	< 0.3	< 0.44	< 0.7	NA	< 0.37	
WP	PW1767MD	10/8/1996	NA	NA	NA	NA	NA	NA	NA	NA	NA	NA	NA	NA	NA	NA	
WP	PW1767MD	5/1/1997	NA	NA	NA	NA	NA	NA	NA	NA	NA	NA	NA	NA	NA	NA	
WP	PW1784MD	2/2/1997	NA	NA	NA	NA	NA	NA	NA	NA	NA	NA	NA	NA	NA	NA	
WP	PW1784MD	2/12/1997	NA	NA	NA	NA	NA	NA	NA	NA	NA	NA	NA	NA	NA	NA	
WP	PW1785MD	3/11/1997	NA	NA	NA	NA	NA	NA	NA	NA	NA	NA	NA	NA	NA	NA	
WP	PW1792MD	10/8/1996	NA	NA	NA	NA	NA	NA	NA	NA	NA	NA	NA	NA	NA	NA	
WP	PW622GB	3/18/1997	NA	NA	NA	NA	NA	NA	NA	NA	NA	NA	NA	NA	NA	NA	
WP	PW668GB	4/29/1997	NA	NA	NA	NA	NA	NA	NA	NA	NA	NA	NA	NA	NA	NA	
WP	PW678GB	4/29/1997	NA	NA	NA	NA	NA	NA	NA	NA	NA	NA	NA	NA	NA	NA	
WP	PW688GB	4/29/1997	NA	NA	NA	NA	NA	NA	NA	NA	NA	NA	NA	NA	NA	NA	
WP	PW698GB	3/25/1997	NA	NA	NA	NA	NA	NA	NA	NA	NA	NA	NA	NA	NA	NA	
WP	PW711KC	5/30/1997	NA	NA	NA	NA	NA	NA	NA	NA	NA	NA	NA	NA	NA	NA	
WP	PW724GB	3/7/1997	NA	NA	NA	NA	NA	NA	NA	NA	NA	NA	NA	NA	NA	NA	
WP	PW740GB	3/11/1997	NA	NA	NA	NA	NA	NA	NA	NA	NA	NA	NA	NA	NA	NA	
WP	PW760GB	10/8/1997	NA	NA	NA	NA	NA	NA	NA	NA	NA	NA	NA	NA	NA	NA	
WP	PW760GB	3/19/1998	NA	NA	NA	NA	NA	NA	NA	NA	NA	< 0.39	< 0.28	< 0.96	NA	NA	
WP	PW760GB	3/19/1998	NA	NA	NA	NA	NA	NA	NA	NA	NA	< 0.39	< 0.28	< 0.96	NA	NA	
WP	PW760GB	3/19/1998	NA	NA	NA	NA	NA	NA	NA	NA	NA	< 0.39	< 0.28	< 0.96	NA	NA	
WP	PW760GB	3/19/1998	NA	NA	NA	NA	NA	NA	NA	NA	NA	< 0.39	< 0.28	< 0.96	NA	NA	

Table 4 - Non-MNA Network Historical Private Well Results
BRRTS #02-46-549906 and #02-46-000743
Lime Kiln Park and West Plume
Grafton, Ozaukee County, Wisconsin

Matrix	Sample ID	Analyte	Calcium	Carbazole	Carbon disulfide	Carbon tetrachloride	Chloride	Chlorobenzene	Chloroethane	Chloroform	Chloromethane	Chromium	Chrysene	cis-1,2-Dichloroethene	cis-1,3-Dichloropropene	Cobalt	Color, Field	Conductivity, Field	Copper	Cyanide	
		Units	ug/L	ug/L	ug/L	ug/L	mg/L	ug/L	ug/L	ug/L	ug/L	ug/L	ug/L	ug/L	ug/L	ug/L	ug/L	none	umhos/cm	ug/L	mg/L
		WI NR140 ES			1000	5	250	100	400	6	30	100	0.2	70	0.4	40				1300	0.2
		WI NR140 PAL			200	0.5	125	20	80	0.6	3	10	0.02	7	0.04	8				130	0.04
Sample Date																					
WP	PW1715MD	3/17/1997	NA	NA	NA	NA	NA	NA	NA	NA	NA	NA	NA	5.599999	NA	NA	NA	NA	NA	NA	
WP	PW1716U	11/15/2016	NA	NA	< 0.61	< 0.5	NA	< 0.5	< 0.37	< 2.5	< 0.5	NA	NA	< 0.26	< 0.5	NA	NA	NA	NA	NA	
WP	PW1716U	9/8/2017	NA	NA	< 0.61	< 0.50	NA	< 0.50	< 0.37	5.8	< 0.50	NA	NA	< 0.26	< 0.50	NA	NA	NA	NA	NA	
WP	PW1725MD	2/12/1997	NA	NA	NA	NA	NA	NA	NA	NA	NA	NA	NA	240	NA	NA	NA	NA	NA	NA	
WP	PW1725MD	5/1/1997	NA	NA	NA	NA	NA	NA	NA	NA	NA	NA	NA	160	NA	NA	NA	NA	NA	NA	
WP	PW1725MD	7/2/1997	NA	NA	NA	NA	NA	NA	NA	NA	NA	NA	NA	NA	NA	NA	NA	NA	NA	NA	
WP	PW1725MD	7/14/1997	NA	NA	NA	NA	NA	NA	NA	NA	NA	NA	NA	190	NA	NA	NA	NA	NA	NA	
WP	PW1725MD	7/2/1998	NA	NA	NA	NA	NA	NA	NA	NA	NA	NA	NA	150	NA	NA	NA	NA	NA	NA	
WP	PW1741MD	2/12/1997	NA	NA	NA	NA	NA	NA	NA	NA	NA	NA	NA	20	NA	NA	NA	NA	NA	NA	
WP	PW1741MD	5/1/1997	NA	NA	NA	NA	NA	NA	NA	NA	NA	NA	NA	12	NA	NA	NA	NA	NA	NA	
WP	PW1741MD	7/14/1997	NA	NA	NA	NA	NA	NA	NA	NA	NA	NA	NA	12	NA	NA	NA	NA	NA	NA	
WP	PW1749MR	3/20/1998	80000	NA	< 0.48	< 0.68	15	< 0.46	< 1.1	< 0.7	< 1.2	< 0.64	NA	190	< 0.64	< 1.7	NA	NA	3	NA	
WP	PW1749MR	3/20/1998	78000	NA	< 0.24	< 0.34	13	< 0.23	< 0.54	< 0.35	< 0.61	1	NA	170	< 0.32	2	NA	NA	6	NA	
WP	PW1749MR	3/20/1998	80000	NA	< 0.24	< 0.34	15	< 0.23	< 0.54	< 0.35	< 0.61	< 0.64	NA	120	< 0.32	< 1.7	NA	NA	7	NA	
WP	PW1767MD	10/8/1996	NA	NA	NA	NA	NA	NA	NA	NA	NA	NA	NA	40	NA	NA	NA	NA	NA	NA	
WP	PW1767MD	5/1/1997	NA	NA	NA	NA	NA	NA	NA	NA	NA	NA	NA	34	NA	NA	NA	NA	NA	NA	
WP	PW1784MD	2/2/1997	NA	NA	NA	NA	NA	NA	NA	NA	NA	NA	NA	NA	NA	NA	NA	NA	NA	NA	
WP	PW1784MD	2/12/1997	NA	NA	NA	NA	NA	NA	NA	NA	NA	NA	NA	NA	NA	NA	NA	NA	NA	NA	
WP	PW1785MD	3/11/1997	NA	NA	NA	NA	NA	NA	NA	NA	NA	NA	NA	NA	NA	NA	NA	NA	NA	NA	
WP	PW1792MD	10/8/1996	NA	NA	NA	NA	NA	NA	NA	NA	NA	NA	NA	NA	NA	NA	NA	NA	NA	NA	
WP	PW622GB	3/18/1997	NA	NA	NA	NA	NA	NA	NA	NA	NA	NA	NA	NA	NA	NA	NA	NA	NA	NA	
WP	PW668GB	4/29/1997	NA	NA	NA	NA	NA	NA	NA	NA	NA	NA	NA	NA	NA	NA	NA	NA	NA	NA	
WP	PW678GB	4/29/1997	NA	NA	NA	NA	NA	NA	NA	NA	NA	NA	NA	NA	NA	NA	NA	NA	NA	NA	
WP	PW688GB	4/29/1997	NA	NA	NA	NA	NA	NA	NA	NA	NA	NA	NA	NA	NA	NA	NA	NA	NA	NA	
WP	PW698GB	3/25/1997	NA	NA	NA	NA	NA	NA	NA	NA	NA	NA	NA	NA	NA	NA	NA	NA	NA	NA	
WP	PW711KC	5/30/1997	NA	NA	NA	NA	NA	NA	NA	NA	1	NA	NA	NA	NA	NA	NA	NA	NA	NA	
WP	PW724GB	3/7/1997	NA	NA	NA	NA	NA	NA	NA	NA	NA	NA	NA	NA	NA	NA	NA	NA	NA	NA	
WP	PW740GB	3/11/1997	NA	NA	NA	NA	NA	NA	NA	1.399999	NA	NA	NA	NA	NA	NA	NA	NA	NA	NA	
WP	PW760GB	10/8/1997	NA	NA	NA	NA	NA	NA	NA	NA	NA	NA	NA	1.600000	NA	NA	NA	NA	NA	NA	
WP	PW760GB	3/19/1998	110000	NA	< 0.45	< 0.43	150	< 0.29	< 1.1	1	< 0.68	NA	NA	1	< 0.47	NA	NA	NA	NA	NA	
WP	PW760GB	3/19/1998	110000	NA	< 0.45	< 0.43	120	< 0.29	< 1.1	< 0.5	< 0.68	NA	NA	1	< 0.47	NA	NA	NA	NA	NA	
WP	PW760GB	3/19/1998	96000	NA	< 0.45	< 0.43	61	< 0.29	< 1.1	< 0.5	< 0.68	NA	NA	< 0.47	< 0.47	NA	NA	NA	NA	NA	
WP	PW760GB	3/19/1998	110000	NA	< 0.45	< 0.43	130	< 0.29	< 1.1	< 0.5	< 0.68	NA	NA	< 0.47	< 0.47	NA	NA	NA	NA	NA	

Table 4 - Non-MNA Network Historical Private Well Results
BRRTS #02-46-549906 and #02-46-000743
Lime Kiln Park and West Plume
Grafton, Ozaukee County, Wisconsin

Matrix	Sample ID	Analyte	Cyclohexane	delta-BHC	Dibenz(a,h)anthracene	Dibenzofuran	Dibromochloromethane	Dibromomethane	Dichlorodifluoromethane (Freon 12)	Dieldrin	Diethyl phthalate	Di-isopropyl ether	Dimethylphthalate	Di-n-butylphthalate	Di-n-octylphthalate	Dissolved Oxygen, Field	
		Units	ug/L	ug/L	ug/L	ug/L	ug/L	ug/L	ug/L	ug/L	ug/L	ug/L	ug/L	ug/L	ug/L	ug/L	%
		WI NR140 ES						60		1000					1000		
		WI NR140 PAL						6		200					100		
Sample Date	Sample Date	Sample Date	Sample Date	Sample Date	Sample Date	Sample Date	Sample Date	Sample Date	Sample Date	Sample Date	Sample Date	Sample Date	Sample Date	Sample Date	Sample Date	Sample Date	
WP	PW1715MD	3/17/1997	NA	NA	NA	NA	NA	NA	NA	NA	NA	NA	NA	NA	NA	NA	NA
WP	PW1716U	11/15/2016	NA	NA	NA	NA	< 0.5	< 0.43	< 0.22	NA	NA	< 0.5	NA	NA	NA	NA	NA
WP	PW1716U	9/8/2017	NA	NA	NA	NA	< 0.50	< 0.43	< 0.22	NA	NA	< 0.50	NA	NA	NA	NA	NA
WP	PW1725MD	2/12/1997	NA	NA	NA	NA	NA	NA	NA	NA	NA	NA	NA	NA	NA	NA	NA
WP	PW1725MD	5/1/1997	NA	NA	NA	NA	NA	NA	NA	NA	NA	NA	NA	NA	NA	NA	NA
WP	PW1725MD	7/2/1997	NA	NA	NA	NA	NA	NA	NA	NA	NA	NA	NA	NA	NA	NA	NA
WP	PW1725MD	7/14/1997	NA	NA	NA	NA	NA	NA	NA	NA	NA	NA	NA	NA	NA	NA	NA
WP	PW1725MD	7/2/1998	NA	NA	NA	NA	NA	NA	NA	NA	NA	NA	NA	NA	NA	NA	NA
WP	PW1741MD	2/12/1997	NA	NA	NA	NA	NA	NA	NA	NA	NA	NA	NA	NA	NA	NA	NA
WP	PW1741MD	5/1/1997	NA	NA	NA	NA	NA	NA	NA	NA	NA	NA	NA	NA	NA	NA	NA
WP	PW1741MD	7/14/1997	NA	NA	NA	NA	NA	NA	NA	NA	NA	NA	NA	NA	NA	NA	NA
WP	PW1749MR	3/20/1998	NA	NA	NA	NA	< 0.84	< 1.1	NA	NA	NA	NA	NA	NA	NA	NA	NA
WP	PW1749MR	3/20/1998	NA	NA	NA	NA	< 0.42	< 0.53	NA	NA	NA	NA	NA	NA	NA	NA	NA
WP	PW1749MR	3/20/1998	NA	NA	NA	NA	< 0.42	< 0.53	NA	NA	NA	NA	NA	NA	NA	NA	NA
WP	PW1767MD	10/8/1996	NA	NA	NA	NA	NA	NA	NA	NA	NA	NA	NA	NA	NA	NA	NA
WP	PW1767MD	5/1/1997	NA	NA	NA	NA	NA	NA	NA	NA	NA	NA	NA	NA	NA	NA	NA
WP	PW1784MD	2/2/1997	NA	NA	NA	NA	NA	NA	NA	NA	NA	NA	NA	NA	NA	NA	NA
WP	PW1784MD	2/12/1997	NA	NA	NA	NA	NA	NA	NA	NA	NA	NA	NA	NA	NA	NA	NA
WP	PW1785MD	3/11/1997	NA	NA	NA	NA	NA	NA	NA	NA	NA	NA	NA	NA	NA	NA	NA
WP	PW1792MD	10/8/1996	NA	NA	NA	NA	NA	NA	NA	NA	NA	NA	NA	NA	NA	NA	NA
WP	PW622GB	3/18/1997	NA	NA	NA	NA	NA	NA	NA	NA	NA	NA	NA	NA	NA	NA	NA
WP	PW668GB	4/29/1997	NA	NA	NA	NA	NA	NA	NA	NA	NA	NA	NA	NA	NA	NA	NA
WP	PW678GB	4/29/1997	NA	NA	NA	NA	NA	NA	NA	NA	NA	NA	NA	NA	NA	NA	NA
WP	PW688GB	4/29/1997	NA	NA	NA	NA	NA	NA	NA	NA	NA	NA	NA	NA	NA	NA	NA
WP	PW698GB	3/25/1997	NA	NA	NA	NA	NA	NA	NA	NA	NA	NA	NA	NA	NA	NA	NA
WP	PW711KC	5/30/1997	NA	NA	NA	NA	NA	NA	NA	NA	NA	NA	NA	NA	NA	NA	NA
WP	PW724GB	3/7/1997	NA	NA	NA	NA	NA	NA	NA	NA	NA	NA	NA	NA	NA	NA	NA
WP	PW740GB	3/11/1997	NA	NA	NA	NA	NA	NA	NA	NA	NA	NA	NA	NA	NA	NA	NA
WP	PW760GB	10/8/1997	NA	NA	NA	NA	NA	NA	NA	NA	NA	NA	NA	NA	NA	NA	NA
WP	PW760GB	3/19/1998	NA	NA	NA	NA	< 0.25	NA	NA	NA	NA	NA	NA	NA	NA	NA	NA
WP	PW760GB	3/19/1998	NA	NA	NA	NA	< 0.25	NA	NA	NA	NA	NA	NA	NA	NA	NA	NA
WP	PW760GB	3/19/1998	NA	NA	NA	NA	< 0.25	NA	NA	NA	NA	NA	NA	NA	NA	NA	NA
WP	PW760GB	3/19/1998	NA	NA	NA	NA	< 0.25	NA	NA	NA	NA	NA	NA	NA	NA	NA	NA

Table 4 - Non-MNA Network Historical Private Well Results
BRRTS #02-46-549906 and #02-46-000743
Lime Kiln Park and West Plume
Grafton, Ozaukee County, Wisconsin

Matrix	Sample ID	Analyte	Dissolved Oxygen, Field	Dissolved Oxygen, Field	Endosulfan I	Endosulfan II	Endosulfan sulfate	Endrin	Endrin aldehyde	Endrin ketone	Ethane	Ethane	Ethene	Ethene	Ethylbenzene	Ferrous Iron	Fluoranthene	Fluorene	gamma-BHC (Lindane)	gamma-Chlordane	
		Units	mg/L	ug/L	ug/L	ug/L	ug/L	ug/L	ug/L	ug/L	ug/L	ng/L	ug/L	ng/L	ug/L	ug/L	ug/L	ug/L	ug/L	ug/L	ug/L
		WI NR140 ES							2	2	2					700	300	400	400	0.2	2
		WI NR140 PAL							0.4	0.4	0.4					140	150	80	80	0.02	0.2
Sample Date																					
WP	PW1715MD	3/17/1997	NA	NA	NA	NA	NA	NA	NA	NA	NA	NA	NA	NA	NA	NA	NA	NA	NA	NA	NA
WP	PW1716U	11/15/2016	NA	NA	NA	NA	NA	NA	NA	NA	NA	NA	NA	NA	< 0.5	NA	NA	NA	NA	NA	NA
WP	PW1716U	9/8/2017	NA	NA	NA	NA	NA	NA	NA	NA	NA	NA	NA	NA	< 0.50	NA	NA	NA	NA	NA	NA
WP	PW1725MD	2/12/1997	NA	NA	NA	NA	NA	NA	NA	NA	NA	NA	NA	NA	NA	NA	NA	NA	NA	NA	NA
WP	PW1725MD	5/1/1997	NA	NA	NA	NA	NA	NA	NA	NA	NA	NA	NA	NA	NA	NA	NA	NA	NA	NA	NA
WP	PW1725MD	7/2/1997	NA	NA	NA	NA	NA	NA	NA	NA	NA	NA	NA	NA	NA	NA	NA	NA	NA	NA	NA
WP	PW1725MD	7/14/1997	NA	NA	NA	NA	NA	NA	NA	NA	NA	NA	NA	NA	NA	NA	NA	NA	NA	NA	NA
WP	PW1725MD	7/2/1998	NA	NA	NA	NA	NA	NA	NA	NA	NA	NA	NA	NA	NA	NA	NA	NA	NA	NA	NA
WP	PW1741MD	2/12/1997	NA	NA	NA	NA	NA	NA	NA	NA	NA	NA	NA	NA	NA	NA	NA	NA	NA	NA	NA
WP	PW1741MD	5/1/1997	NA	NA	NA	NA	NA	NA	NA	NA	NA	NA	NA	NA	NA	NA	NA	NA	NA	NA	NA
WP	PW1741MD	7/14/1997	NA	NA	NA	NA	NA	NA	NA	NA	NA	NA	NA	NA	NA	NA	NA	NA	NA	NA	NA
WP	PW1749MR	3/20/1998	NA	NA	NA	NA	NA	NA	NA	NA	NA	NA	NA	NA	< 0.64	NA	NA	NA	NA	NA	NA
WP	PW1749MR	3/20/1998	NA	NA	NA	NA	NA	NA	NA	NA	NA	NA	NA	NA	< 0.32	NA	NA	NA	NA	NA	NA
WP	PW1749MR	3/20/1998	NA	NA	NA	NA	NA	NA	NA	NA	NA	NA	NA	NA	< 0.32	NA	NA	NA	NA	NA	NA
WP	PW1767MD	10/8/1996	NA	NA	NA	NA	NA	NA	NA	NA	NA	NA	NA	NA	NA	NA	NA	NA	NA	NA	NA
WP	PW1767MD	5/1/1997	NA	NA	NA	NA	NA	NA	NA	NA	NA	NA	NA	NA	NA	NA	NA	NA	NA	NA	NA
WP	PW1784MD	2/2/1997	NA	NA	NA	NA	NA	NA	NA	NA	NA	NA	NA	NA	NA	NA	NA	NA	NA	NA	NA
WP	PW1784MD	2/12/1997	NA	NA	NA	NA	NA	NA	NA	NA	NA	NA	NA	NA	NA	NA	NA	NA	NA	NA	NA
WP	PW1785MD	3/11/1997	NA	NA	NA	NA	NA	NA	NA	NA	NA	NA	NA	NA	NA	NA	NA	NA	NA	NA	NA
WP	PW1792MD	10/8/1996	NA	NA	NA	NA	NA	NA	NA	NA	NA	NA	NA	NA	NA	NA	NA	NA	NA	NA	NA
WP	PW622GB	3/18/1997	NA	NA	NA	NA	NA	NA	NA	NA	NA	NA	NA	NA	NA	NA	NA	NA	NA	NA	NA
WP	PW668GB	4/29/1997	NA	NA	NA	NA	NA	NA	NA	NA	NA	NA	NA	NA	NA	NA	NA	NA	NA	NA	NA
WP	PW678GB	4/29/1997	NA	NA	NA	NA	NA	NA	NA	NA	NA	NA	NA	NA	NA	NA	NA	NA	NA	NA	NA
WP	PW688GB	4/29/1997	NA	NA	NA	NA	NA	NA	NA	NA	NA	NA	NA	NA	NA	NA	NA	NA	NA	NA	NA
WP	PW698GB	3/25/1997	NA	NA	NA	NA	NA	NA	NA	NA	NA	NA	NA	NA	NA	NA	NA	NA	NA	NA	NA
WP	PW711KC	5/30/1997	NA	NA	NA	NA	NA	NA	NA	NA	NA	NA	NA	NA	NA	NA	NA	NA	NA	NA	NA
WP	PW724GB	3/7/1997	NA	NA	NA	NA	NA	NA	NA	NA	NA	NA	NA	NA	NA	NA	NA	NA	NA	NA	NA
WP	PW740GB	3/11/1997	NA	NA	NA	NA	NA	NA	NA	NA	NA	NA	NA	NA	NA	NA	NA	NA	NA	NA	NA
WP	PW760GB	10/8/1997	NA	NA	NA	NA	NA	NA	NA	NA	NA	NA	NA	NA	NA	NA	NA	NA	NA	NA	NA
WP	PW760GB	3/19/1998	NA	NA	NA	NA	NA	NA	NA	NA	NA	NA	NA	NA	< 0.4	NA	NA	NA	NA	NA	NA
WP	PW760GB	3/19/1998	NA	NA	NA	NA	NA	NA	NA	NA	NA	NA	NA	NA	< 0.4	NA	NA	NA	NA	NA	NA
WP	PW760GB	3/19/1998	NA	NA	NA	NA	NA	NA	NA	NA	NA	NA	NA	NA	< 0.4	NA	NA	NA	NA	NA	NA
WP	PW760GB	3/19/1998	NA	NA	NA	NA	NA	NA	NA	NA	NA	NA	NA	NA	< 0.4	NA	NA	NA	NA	NA	NA

Table 4 - Non-MNA Network Historical Private Well Results
BRRTS #02-46-549906 and #02-46-000743
Lime Kiln Park and West Plume
Grafton, Ozaukee County, Wisconsin

Matrix	Sample ID	Analyte	Heptachlor	Heptachlor epoxide	Hexachlorobenzene	Hexachlorobutadiene	Hexachlorocyclopentadiene	Hexachloroethane	Indeno(1,2,3-cd)pyrene	Iron	Isophorone	Isopropylbenzene (Cumene)	Lead	m,p-Xylene	Magnesium	Manganese	Mercury	Methane	
		Units	ug/L	ug/L	ug/L	ug/L	ug/L	ug/L	ug/L	ug/L	ug/L	ug/L	ug/L	ug/L	ug/L	ug/L	ug/L	ug/L	ng/L
		WI NR140 ES	0.4	0.2	1						300			15	2000		300	2	
		WI NR140 PAL	0.04	0.02	0.1						150			1.5	400		60	0.2	
Sample Date																			
WP	PW1715MD	3/17/1997	NA	NA	NA	NA	NA	NA	NA	NA	NA	NA	NA	NA	NA	NA	NA	NA	NA
WP	PW1716U	11/15/2016	NA	NA	NA	< 2.1	NA	NA	NA	NA	NA	< 0.14	NA	< 1	NA	NA	NA	NA	NA
WP	PW1716U	9/8/2017	NA	NA	NA	< 2.1	NA	NA	NA	NA	NA	< 0.14	NA	< 1.0	NA	NA	NA	NA	NA
WP	PW1725MD	2/12/1997	NA	NA	NA	NA	NA	NA	NA	NA	NA	NA	NA	NA	NA	NA	NA	NA	NA
WP	PW1725MD	5/1/1997	NA	NA	NA	NA	NA	NA	NA	NA	NA	NA	NA	NA	NA	NA	NA	NA	NA
WP	PW1725MD	7/2/1997	NA	NA	NA	NA	NA	NA	NA	NA	NA	NA	NA	NA	NA	NA	NA	NA	NA
WP	PW1725MD	7/14/1997	NA	NA	NA	NA	NA	NA	NA	NA	NA	NA	NA	NA	NA	NA	NA	NA	NA
WP	PW1725MD	7/2/1998	NA	NA	NA	NA	NA	NA	NA	NA	NA	NA	NA	NA	NA	NA	NA	NA	NA
WP	PW1741MD	2/12/1997	NA	NA	NA	NA	NA	NA	NA	NA	NA	NA	NA	NA	NA	NA	NA	NA	NA
WP	PW1741MD	5/1/1997	NA	NA	NA	NA	NA	NA	NA	NA	NA	NA	NA	NA	NA	NA	NA	NA	NA
WP	PW1741MD	7/14/1997	NA	NA	NA	NA	NA	NA	NA	NA	NA	NA	NA	NA	NA	NA	NA	NA	NA
WP	PW1749MR	3/20/1998	NA	NA	NA	NA	NA	NA	NA	< 39	NA	NA	< 2.4	< 0.86	38000	4	< 0.08	NA	NA
WP	PW1749MR	3/20/1998	NA	NA	NA	NA	NA	NA	NA	100	NA	NA	< 2.4	< 0.43	37000	2	< 0.08	NA	NA
WP	PW1749MR	3/20/1998	NA	NA	NA	NA	NA	NA	NA	< 39	NA	NA	< 2.4	< 0.43	37000	2	< 0.08	NA	NA
WP	PW1767MD	10/8/1996	NA	NA	NA	NA	NA	NA	NA	NA	NA	NA	NA	NA	NA	NA	NA	NA	NA
WP	PW1767MD	5/1/1997	NA	NA	NA	NA	NA	NA	NA	NA	NA	NA	NA	NA	NA	NA	NA	NA	NA
WP	PW1784MD	2/2/1997	NA	NA	NA	NA	NA	NA	NA	NA	NA	NA	NA	NA	NA	NA	NA	NA	NA
WP	PW1784MD	2/12/1997	NA	NA	NA	NA	NA	NA	NA	NA	NA	NA	NA	NA	NA	NA	NA	NA	NA
WP	PW1785MD	3/11/1997	NA	NA	NA	NA	NA	NA	NA	NA	NA	NA	NA	NA	NA	NA	NA	NA	NA
WP	PW1792MD	10/8/1996	NA	NA	NA	NA	NA	NA	NA	NA	NA	NA	NA	NA	NA	NA	NA	NA	NA
WP	PW622GB	3/18/1997	NA	NA	NA	NA	NA	NA	NA	NA	NA	NA	NA	NA	NA	NA	NA	NA	NA
WP	PW668GB	4/29/1997	NA	NA	NA	NA	NA	NA	NA	NA	NA	NA	NA	NA	NA	NA	NA	NA	NA
WP	PW678GB	4/29/1997	NA	NA	NA	NA	NA	NA	NA	NA	NA	NA	NA	NA	NA	NA	NA	NA	NA
WP	PW688GB	4/29/1997	NA	NA	NA	NA	NA	NA	NA	NA	NA	NA	NA	NA	NA	NA	NA	NA	NA
WP	PW698GB	3/25/1997	NA	NA	NA	NA	NA	NA	NA	NA	NA	NA	NA	NA	NA	NA	NA	NA	NA
WP	PW711KC	5/30/1997	NA	NA	NA	NA	NA	NA	NA	NA	NA	NA	NA	NA	NA	NA	NA	NA	NA
WP	PW724GB	3/7/1997	NA	NA	NA	NA	NA	NA	NA	NA	NA	NA	NA	NA	NA	NA	NA	NA	NA
WP	PW740GB	3/11/1997	NA	NA	NA	NA	NA	NA	NA	NA	NA	NA	NA	NA	NA	NA	NA	NA	NA
WP	PW760GB	10/8/1997	NA	NA	NA	NA	NA	NA	NA	NA	NA	NA	NA	NA	NA	NA	NA	NA	NA
WP	PW760GB	3/19/1998	NA	NA	NA	NA	NA	NA	NA	< 2.3	NA	NA	NA	NA	49000	NA	NA	NA	NA
WP	PW760GB	3/19/1998	NA	NA	NA	NA	NA	NA	NA	< 2.3	NA	NA	NA	NA	47000	NA	NA	NA	NA
WP	PW760GB	3/19/1998	NA	NA	NA	NA	NA	NA	NA	4	NA	NA	NA	NA	43000	NA	NA	NA	NA
WP	PW760GB	3/19/1998	NA	NA	NA	NA	NA	NA	NA	< 2.3	NA	NA	NA	NA	48000	NA	NA	NA	NA

Table 4 - Non-MNA Network Historical Private Well Results
BRRTS #02-46-549906 and #02-46-000743
Lime Kiln Park and West Plume
Grafton, Ozaukee County, Wisconsin

Matrix	Sample ID	Analyte	Methane	Methoxychlor	Methyl acetate	Methyl tert-butyl ether (MTBE)	Methylcyclohexane	Methylene chloride	Naphthalene	n-Butylbenzene	Nickel	Nitrate	Nitrate/Nitrite	Nitrobenzene	n-Nitroso-di-n-propylamine	N-Nitrosodiphenylamine	n-Propylbenzene	
		Units	ug/L	ug/L	ug/L	ug/L	ug/L	ug/L	ug/L	ug/L	ug/L	mg/L	mg/L	ug/L	ug/L	ug/L	ug/L	
		WI NR140 ES		40			60		5	100		100	10	10			7	
		WI NR140 PAL		4			12		0.5	10		20	2	2			0.7	
Sample Date																		
WP	PW1715MD	3/17/1997	NA	NA	NA	NA	NA	NA	NA	NA	NA	NA	NA	NA	NA	NA	NA	
WP	PW1716U	11/15/2016	NA	NA	NA	< 0.17	NA	< 0.23	< 2.5	< 0.5	NA	NA	NA	NA	NA	NA	< 0.5	
WP	PW1716U	9/8/2017	NA	NA	NA	< 0.17	NA	< 0.23	< 2.5	< 0.50	NA	NA	NA	NA	NA	NA	< 0.50	
WP	PW1725MD	2/12/1997	NA	NA	NA	NA	NA	NA	NA	NA	NA	NA	NA	NA	NA	NA	NA	
WP	PW1725MD	5/1/1997	NA	NA	NA	NA	NA	NA	NA	NA	NA	NA	NA	NA	NA	NA	NA	
WP	PW1725MD	7/2/1997	NA	NA	NA	NA	NA	NA	NA	NA	NA	NA	NA	NA	NA	NA	NA	
WP	PW1725MD	7/14/1997	NA	NA	NA	NA	NA	NA	NA	NA	NA	NA	NA	NA	NA	NA	NA	
WP	PW1725MD	7/2/1998	NA	NA	NA	NA	NA	NA	NA	NA	NA	NA	NA	NA	NA	NA	NA	
WP	PW1741MD	2/12/1997	NA	NA	NA	NA	NA	NA	NA	NA	NA	NA	NA	NA	NA	NA	NA	
WP	PW1741MD	5/1/1997	NA	NA	NA	NA	NA	NA	NA	NA	NA	NA	NA	NA	NA	NA	NA	
WP	PW1741MD	7/14/1997	NA	NA	NA	NA	NA	NA	NA	NA	NA	NA	NA	NA	NA	NA	NA	
WP	PW1749MR	3/20/1998	NA	NA	NA	< 0.64	NA	NA	< 0.7	NA	< 4	NA	NA	NA	NA	NA	NA	
WP	PW1749MR	3/20/1998	NA	NA	NA	< 0.32	NA	NA	< 0.35	NA	< 4	NA	NA	NA	NA	NA	NA	
WP	PW1749MR	3/20/1998	NA	NA	NA	< 0.32	NA	NA	< 0.35	NA	< 4	NA	NA	NA	NA	NA	NA	
WP	PW1767MD	10/8/1996	NA	NA	NA	NA	NA	NA	NA	NA	NA	NA	NA	NA	NA	NA	NA	
WP	PW1767MD	5/1/1997	NA	NA	NA	NA	NA	NA	NA	NA	NA	NA	NA	NA	NA	NA	NA	
WP	PW1784MD	2/2/1997	NA	NA	NA	NA	NA	NA	NA	NA	NA	NA	NA	NA	NA	NA	NA	
WP	PW1784MD	2/12/1997	NA	NA	NA	NA	NA	NA	NA	NA	NA	NA	NA	NA	NA	NA	NA	
WP	PW1785MD	3/11/1997	NA	NA	NA	NA	NA	NA	NA	NA	NA	NA	NA	NA	NA	NA	NA	
WP	PW1792MD	10/8/1996	NA	NA	NA	NA	NA	NA	NA	NA	NA	NA	NA	NA	NA	NA	NA	
WP	PW622GB	3/18/1997	NA	NA	NA	NA	NA	NA	NA	NA	NA	NA	NA	NA	NA	NA	NA	
WP	PW668GB	4/29/1997	NA	NA	NA	NA	NA	NA	NA	NA	NA	NA	NA	NA	NA	NA	NA	
WP	PW678GB	4/29/1997	NA	NA	NA	NA	NA	NA	NA	NA	NA	NA	NA	NA	NA	NA	NA	
WP	PW688GB	4/29/1997	NA	NA	NA	NA	NA	NA	NA	NA	NA	NA	NA	NA	NA	NA	NA	
WP	PW698GB	3/25/1997	NA	NA	NA	NA	NA	NA	NA	NA	NA	NA	NA	NA	NA	NA	NA	
WP	PW711KC	5/30/1997	NA	NA	NA	NA	NA	NA	NA	NA	NA	NA	NA	NA	NA	NA	NA	
WP	PW724GB	3/7/1997	NA	NA	NA	NA	NA	NA	NA	NA	NA	NA	NA	NA	NA	NA	NA	
WP	PW740GB	3/11/1997	NA	NA	NA	NA	NA	NA	NA	NA	NA	NA	NA	NA	NA	NA	NA	
WP	PW760GB	10/8/1997	NA	NA	NA	NA	NA	NA	NA	NA	NA	NA	NA	NA	NA	NA	NA	
WP	PW760GB	3/19/1998	NA	NA	NA	< 0.5	NA	< 0.42	1	NA	NA	NA	NA	NA	NA	NA	NA	
WP	PW760GB	3/19/1998	NA	NA	NA	< 0.5	NA	< 0.42	1	NA	NA	NA	NA	NA	NA	NA	NA	
WP	PW760GB	3/19/1998	NA	NA	NA	< 0.5	NA	< 0.42	< 0.44	NA	NA	NA	NA	NA	NA	NA	NA	
WP	PW760GB	3/19/1998	NA	NA	NA	< 0.5	NA	< 0.42	< 0.44	NA	NA	NA	NA	NA	NA	NA	NA	

Table 4 - Non-MNA Network Historical Private Well Results
BRRTS #02-46-549906 and #02-46-000743
Lime Kiln Park and West Plume
Grafton, Ozaukee County, Wisconsin

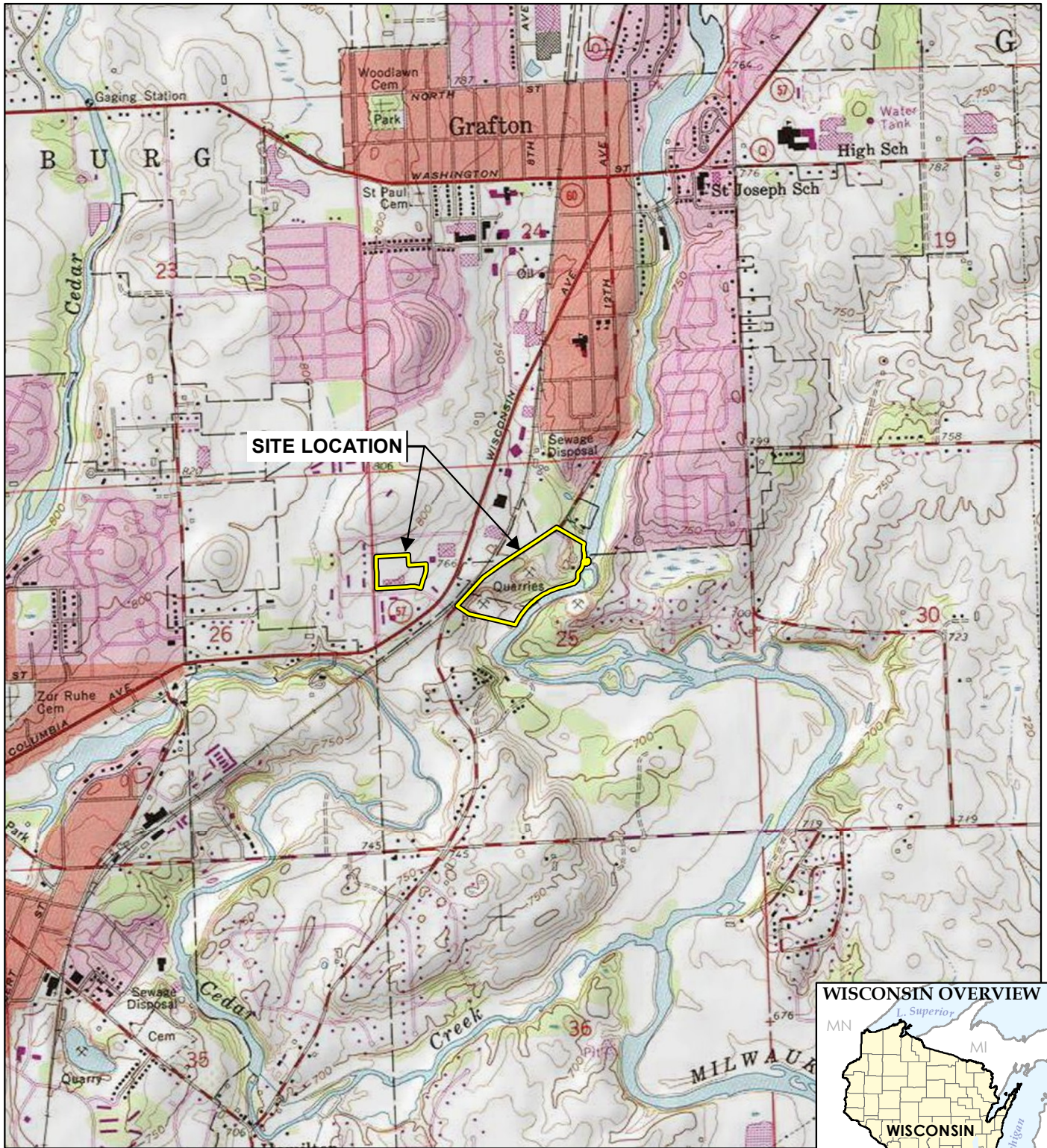
Matrix	Sample ID	Analyte	Odor, Field	Oxidation Reduction Potential	Oxidation Reduction Potential, Field	o-Xylene	Pentachlorophenol	pH, Field	Phenanthrene	Phenol	Potassium	Pyrene	sec-Butylbenzene	Selenium	Silver	Sodium	Styrene	Sulfate	Temperature, Field	tert-Butylbenzene	
		Units	none	mV	mV	ug/L	ug/L	su	ug/L	ug/L	ug/L	ug/L	ug/L	ug/L	ug/L	ug/L	ug/L	ug/L	mg/L	deg C	ug/L
		WI NR140 ES				2000	1			2000		250			50	50		100	250		
		WI NR140 PAL				400	0.1			400		50			10	10		10	125		
Sample Date																					
WP	PW1715MD	3/17/1997	NA	NA	NA	NA	NA	NA	NA	NA	NA	NA	NA	NA	NA	NA	NA	NA	NA	NA	NA
WP	PW1716U	11/15/2016	NA	NA	NA	< 0.5	NA	NA	NA	NA	NA	NA	< 2.2	NA	NA	NA	< 0.5	NA	NA	NA	< 0.18
WP	PW1716U	9/8/2017	NA	NA	NA	< 0.50	NA	NA	NA	NA	NA	NA	< 2.2	NA	NA	NA	< 0.50	NA	NA	NA	< 0.18
WP	PW1725MD	2/12/1997	NA	NA	NA	NA	NA	NA	NA	NA	NA	NA	NA	NA	NA	NA	NA	NA	NA	NA	NA
WP	PW1725MD	5/1/1997	NA	NA	NA	NA	NA	NA	NA	NA	NA	NA	NA	NA	NA	NA	NA	NA	NA	NA	NA
WP	PW1725MD	7/2/1997	NA	NA	NA	NA	NA	NA	NA	NA	NA	NA	NA	NA	NA	NA	NA	NA	NA	NA	NA
WP	PW1725MD	7/14/1997	NA	NA	NA	NA	NA	NA	NA	NA	NA	NA	NA	NA	NA	NA	NA	NA	NA	NA	NA
WP	PW1725MD	7/2/1998	NA	NA	NA	NA	NA	NA	NA	NA	NA	NA	NA	NA	NA	NA	NA	NA	NA	NA	NA
WP	PW1741MD	2/12/1997	NA	NA	NA	NA	NA	NA	NA	NA	NA	NA	NA	NA	NA	NA	NA	NA	NA	NA	NA
WP	PW1741MD	5/1/1997	NA	NA	NA	NA	NA	NA	NA	NA	NA	NA	NA	NA	NA	NA	NA	NA	NA	NA	NA
WP	PW1741MD	7/14/1997	NA	NA	NA	NA	NA	NA	NA	NA	NA	NA	NA	NA	NA	NA	NA	NA	NA	NA	NA
WP	PW1749MR	3/20/1998	NA	NA	NA	< 0.48	NA	NA	NA	1300	NA	NA	< 4.8	< 2.4	9700	< 0.34	28	NA	NA	NA	
WP	PW1749MR	3/20/1998	NA	NA	NA	< 0.24	NA	NA	NA	1200	NA	NA	< 4.8	< 2.4	8700	< 0.17	27	NA	NA	NA	
WP	PW1749MR	3/20/1998	NA	NA	NA	< 0.24	NA	NA	NA	1200	NA	NA	< 4.8	< 2.4	8900	< 0.17	25	NA	NA	NA	
WP	PW1767MD	10/8/1996	NA	NA	NA	NA	NA	NA	NA	NA	NA	NA	NA	NA	NA	NA	NA	NA	NA	NA	NA
WP	PW1767MD	5/1/1997	NA	NA	NA	NA	NA	NA	NA	NA	NA	NA	NA	NA	NA	NA	NA	NA	NA	NA	NA
WP	PW1784MD	2/2/1997	NA	NA	NA	NA	NA	NA	NA	NA	NA	NA	NA	NA	NA	NA	NA	NA	NA	NA	NA
WP	PW1784MD	2/12/1997	NA	NA	NA	NA	NA	NA	NA	NA	NA	NA	NA	NA	NA	NA	NA	NA	NA	NA	NA
WP	PW1785MD	3/11/1997	NA	NA	NA	NA	NA	NA	NA	NA	NA	NA	NA	NA	NA	NA	NA	NA	NA	NA	NA
WP	PW1792MD	10/8/1996	NA	NA	NA	NA	NA	NA	NA	NA	NA	NA	NA	NA	NA	NA	NA	NA	NA	NA	NA
WP	PW622GB	3/18/1997	NA	NA	NA	NA	NA	NA	NA	NA	NA	NA	NA	NA	NA	NA	NA	NA	NA	NA	NA
WP	PW668GB	4/29/1997	NA	NA	NA	NA	NA	NA	NA	NA	NA	NA	NA	NA	NA	NA	NA	NA	NA	NA	NA
WP	PW678GB	4/29/1997	NA	NA	NA	NA	NA	NA	NA	NA	NA	NA	NA	NA	NA	NA	NA	NA	NA	NA	NA
WP	PW688GB	4/29/1997	NA	NA	NA	NA	NA	NA	NA	NA	NA	NA	NA	NA	NA	NA	NA	NA	NA	NA	NA
WP	PW698GB	3/25/1997	NA	NA	NA	NA	NA	NA	NA	NA	NA	NA	NA	NA	NA	NA	NA	NA	NA	NA	NA
WP	PW711KC	5/30/1997	NA	NA	NA	NA	NA	NA	NA	NA	NA	NA	NA	NA	NA	NA	NA	NA	NA	NA	NA
WP	PW724GB	3/7/1997	NA	NA	NA	NA	NA	NA	NA	NA	NA	NA	NA	NA	NA	NA	NA	NA	NA	NA	NA
WP	PW740GB	3/11/1997	NA	NA	NA	NA	NA	NA	NA	NA	NA	NA	NA	NA	NA	NA	NA	NA	NA	NA	NA
WP	PW760GB	10/8/1997	NA	NA	NA	NA	NA	NA	NA	NA	NA	NA	NA	NA	NA	NA	NA	NA	NA	NA	NA
WP	PW760GB	3/19/1998	NA	NA	NA	NA	NA	NA	NA	1600	NA	NA	NA	NA	NA	72000	< 0.23	53	NA	NA	NA
WP	PW760GB	3/19/1998	NA	NA	NA	NA	NA	NA	NA	1500	NA	NA	NA	NA	NA	55000	< 0.23	50	NA	NA	NA
WP	PW760GB	3/19/1998	NA	NA	NA	NA	NA	NA	NA	1200	NA	NA	NA	NA	NA	27000	< 0.23	44	NA	NA	NA
WP	PW760GB	3/19/1998	NA	NA	NA	NA	NA	NA	NA	2300	NA	NA	NA	NA	NA	53000	< 0.23	58	NA	NA	NA

Table 4 - Non-MNA Network Historical Private Well Results
BRRTS #02-46-549906 and #02-46-000743
Lime Kiln Park and West Plume
Grafton, Ozaukee County, Wisconsin

Matrix	Sample ID	Analyte	Tetrachloroethene	Tetrahydrofuran	Thallium	Toluene	Total Hardness as CaCO3	Total Organic Carbon	Toxaphene	trans-1,2-Dichloroethene	trans-1,3-Dichloropropene	trans-1,4-Dichloro-2-butene	Trichloroethene
		Units	ug/L	ug/L	ug/L	ug/L	mg/L	mg/L	ug/L	ug/L	ug/L	ug/L	ug/L
		WI NR140 ES	5	50	2	800			3	100	0.4		5
		WI NR140 PAL	0.5	10	0.4	160			0.3	20	0.04		0.5
Sample Date													
WP	PW1715MD	3/17/1997	NA	NA	NA	NA	NA	NA	NA	NA	NA	NA	1.600000
WP	PW1716U	11/15/2016	< 0.5	< 2	NA	< 0.5	NA	NA	NA	< 0.26	< 0.23	NA	< 0.33
WP	PW1716U	9/8/2017	< 0.50	< 2.0	NA	< 0.50	NA	NA	NA	< 0.26	< 0.23	NA	< 0.33
WP	PW1725MD	2/12/1997	0.540000	NA	NA	NA	NA	NA	NA	1.5	NA	NA	59
WP	PW1725MD	5/1/1997	NA	NA	NA	NA	NA	NA	NA	NA	NA	NA	88
WP	PW1725MD	7/2/1997	NA	NA	NA	NA	NA	NA	NA	NA	NA	NA	NA
WP	PW1725MD	7/14/1997	NA	NA	NA	NA	NA	NA	NA	1.399999	NA	NA	82
WP	PW1725MD	7/2/1998	NA	NA	NA	NA	NA	NA	NA	NA	NA	NA	68
WP	PW1741MD	2/12/1997	NA	NA	NA	NA	NA	NA	NA	NA	NA	NA	14
WP	PW1741MD	5/1/1997	NA	NA	NA	NA	NA	NA	NA	NA	NA	NA	17
WP	PW1741MD	7/14/1997	NA	NA	NA	NA	NA	NA	NA	NA	NA	NA	14
WP	PW1749MR	3/20/1998	< 0.86	NA	< 5.6	1	NA	NA	NA	2	< 0.86	NA	250
WP	PW1749MR	3/20/1998	< 0.43	NA	< 5.6	1	NA	NA	NA	2	< 0.43	NA	210
WP	PW1749MR	3/20/1998	< 0.43	NA	< 5.6	1	NA	NA	NA	1	< 0.43	NA	140
WP	PW1767MD	10/8/1996	NA	NA	NA	0.660000	NA	NA	NA	0.519999	NA	NA	19
WP	PW1767MD	5/1/1997	NA	NA	NA	NA	NA	NA	NA	NA	NA	NA	17
WP	PW1784MD	2/2/1997	NA	NA	NA	NA	NA	NA	NA	NA	NA	NA	3.400000
WP	PW1784MD	2/12/1997	NA	NA	NA	NA	NA	NA	NA	NA	NA	NA	3.299999
WP	PW1785MD	3/11/1997	NA	NA	NA	NA	NA	NA	NA	NA	NA	NA	0.899999
WP	PW1792MD	10/8/1996	NA	NA	NA	NA	NA	NA	NA	NA	NA	NA	0.529999
WP	PW622GB	3/18/1997	NA	NA	NA	NA	NA	NA	NA	NA	NA	NA	NA
WP	PW668GB	4/29/1997	NA	NA	NA	NA	NA	NA	NA	NA	NA	NA	NA
WP	PW678GB	4/29/1997	NA	NA	NA	NA	NA	NA	NA	NA	NA	NA	NA
WP	PW688GB	4/29/1997	NA	NA	NA	NA	NA	NA	NA	NA	NA	NA	1.100000
WP	PW698GB	3/25/1997	NA	NA	NA	NA	NA	NA	NA	NA	NA	NA	0.819999
WP	PW711KC	5/30/1997	NA	NA	NA	NA	NA	NA	NA	NA	NA	NA	NA
WP	PW724GB	3/7/1997	NA	NA	NA	NA	NA	NA	NA	NA	NA	NA	NA
WP	PW740GB	3/11/1997	NA	NA	NA	NA	NA	NA	NA	NA	NA	NA	2.200000
WP	PW760GB	10/8/1997	NA	NA	NA	NA	NA	NA	NA	NA	NA	NA	12
WP	PW760GB	3/19/1998	< 0.44	NA	NA	1	NA	NA	NA	< 0.55	< 0.49	NA	12
WP	PW760GB	3/19/1998	< 0.44	NA	NA	1	NA	NA	NA	< 0.55	< 0.49	NA	8
WP	PW760GB	3/19/1998	< 0.44	NA	NA	1	NA	NA	NA	< 0.55	< 0.49	NA	2
WP	PW760GB	3/19/1998	< 0.44	NA	NA	1	NA	NA	NA	< 0.55	< 0.49	NA	6

Table 4 - Non-MNA Network Historical Private Well Results
BRRTS #02-46-549906 and #02-46-000743
Lime Kiln Park and West Plume
Grafton, Ozaukee County, Wisconsin

Matrix	Sample ID	Analyte	Trichlorofluoromethane (Freon 11)	Trichlorotrifluoroethane	Trichlorotrifluoroethane (Freon 113)	Trihalomethanes, total	Turbidity, Field	Turbidity, Field	Vanadium	Vinyl chloride	Xylenes, total	Zinc
		Units	ug/L	ug/L	ug/L	ug/L	none	ntu	ug/L	ug/L	ug/L	ug/L
		WI NR140 ES	3490						30	0.2	2000	5000
		WI NR140 PAL	698						6	0.02	400	2500
Sample Date												
WP	PW1715MD	3/17/1997	NA	NA	NA	NA	NA	NA	NA	NA	NA	NA
WP	PW1716U	11/15/2016	< 0.18	NA	< 0.81	NA	NA	NA	NA	< 0.18	< 1.5	NA
WP	PW1716U	9/8/2017	< 0.18	NA	< 0.81	NA	NA	NA	NA	< 0.18	< 1.5	NA
WP	PW1725MD	2/12/1997	NA	NA	NA	NA	NA	NA	NA	18	NA	NA
WP	PW1725MD	5/1/1997	NA	NA	NA	NA	NA	NA	NA	47	NA	NA
WP	PW1725MD	7/2/1997	NA	NA	NA	NA	NA	NA	NA	NA	NA	NA
WP	PW1725MD	7/14/1997	NA	NA	NA	NA	NA	NA	NA	43	NA	NA
WP	PW1725MD	7/2/1998	NA	NA	NA	NA	NA	NA	NA	18	NA	NA
WP	PW1741MD	2/12/1997	NA	NA	NA	NA	NA	NA	NA	1.600000	NA	NA
WP	PW1741MD	5/1/1997	NA	NA	NA	NA	NA	NA	NA	2.099999	NA	NA
WP	PW1741MD	7/14/1997	NA	NA	NA	NA	NA	NA	NA	2.5	NA	NA
WP	PW1749MR	3/20/1998	< 0.56	NA	< 0.88	NA	NA	NA	< 1.7	1	NA	470
WP	PW1749MR	3/20/1998	< 0.28	NA	1	NA	NA	NA	< 1.7	1	NA	450
WP	PW1749MR	3/20/1998	< 0.28	NA	4	NA	NA	NA	< 1.7	< 0.2	NA	79
WP	PW1767MD	10/8/1996	NA	NA	NA	NA	NA	NA	NA	NA	NA	NA
WP	PW1767MD	5/1/1997	NA	NA	NA	NA	NA	NA	NA	NA	NA	NA
WP	PW1784MD	2/2/1997	NA	NA	40	NA	NA	NA	NA	NA	NA	NA
WP	PW1784MD	2/12/1997	NA	NA	27	NA	NA	NA	NA	NA	NA	NA
WP	PW1785MD	3/11/1997	NA	NA	28	NA	NA	NA	NA	NA	NA	NA
WP	PW1792MD	10/8/1996	NA	NA	31	NA	NA	NA	NA	NA	NA	NA
WP	PW622GB	3/18/1997	NA	NA	28	NA	NA	NA	NA	NA	NA	NA
WP	PW668GB	4/29/1997	NA	NA	1.899999	NA	NA	NA	NA	NA	NA	NA
WP	PW678GB	4/29/1997	NA	NA	2.599999	NA	NA	NA	NA	NA	NA	NA
WP	PW688GB	4/29/1997	NA	NA	5	NA	NA	NA	NA	NA	NA	NA
WP	PW698GB	3/25/1997	NA	NA	17	NA	NA	NA	NA	NA	NA	NA
WP	PW711KC	5/30/1997	NA	NA	NA	NA	NA	NA	NA	NA	NA	NA
WP	PW724GB	3/7/1997	NA	NA	23	NA	NA	NA	NA	NA	NA	NA
WP	PW740GB	3/11/1997	NA	NA	18	NA	NA	NA	NA	NA	NA	NA
WP	PW760GB	10/8/1997	NA	NA	140	NA	NA	NA	NA	NA	NA	NA
WP	PW760GB	3/19/1998	< 0.51	NA	140	NA	NA	NA	NA	< 0.63	< 1	NA
WP	PW760GB	3/19/1998	< 0.51	NA	88	NA	NA	NA	NA	< 0.63	< 1	NA
WP	PW760GB	3/19/1998	< 0.51	NA	26	NA	NA	NA	NA	< 0.63	< 1	NA
WP	PW760GB	3/19/1998	< 0.51	NA	63	NA	NA	NA	NA	< 0.63	< 1	NA



BASE MAP FROM USGS 7.5 MINUTE TOPOGRAPHIC QUADRANGLE SERIES.



708 Heartland Trail., Suite 3000
Madison, WI 53717
Phone: 608.826.3600

TRC - GIS

PROJECT: **BRRTS #02-46-549906 AND #02-46-000743
LIME KILN PARK AND WEST PLUME
GRAFTON, OZAUKEE COUNTY, WISCONSIN**

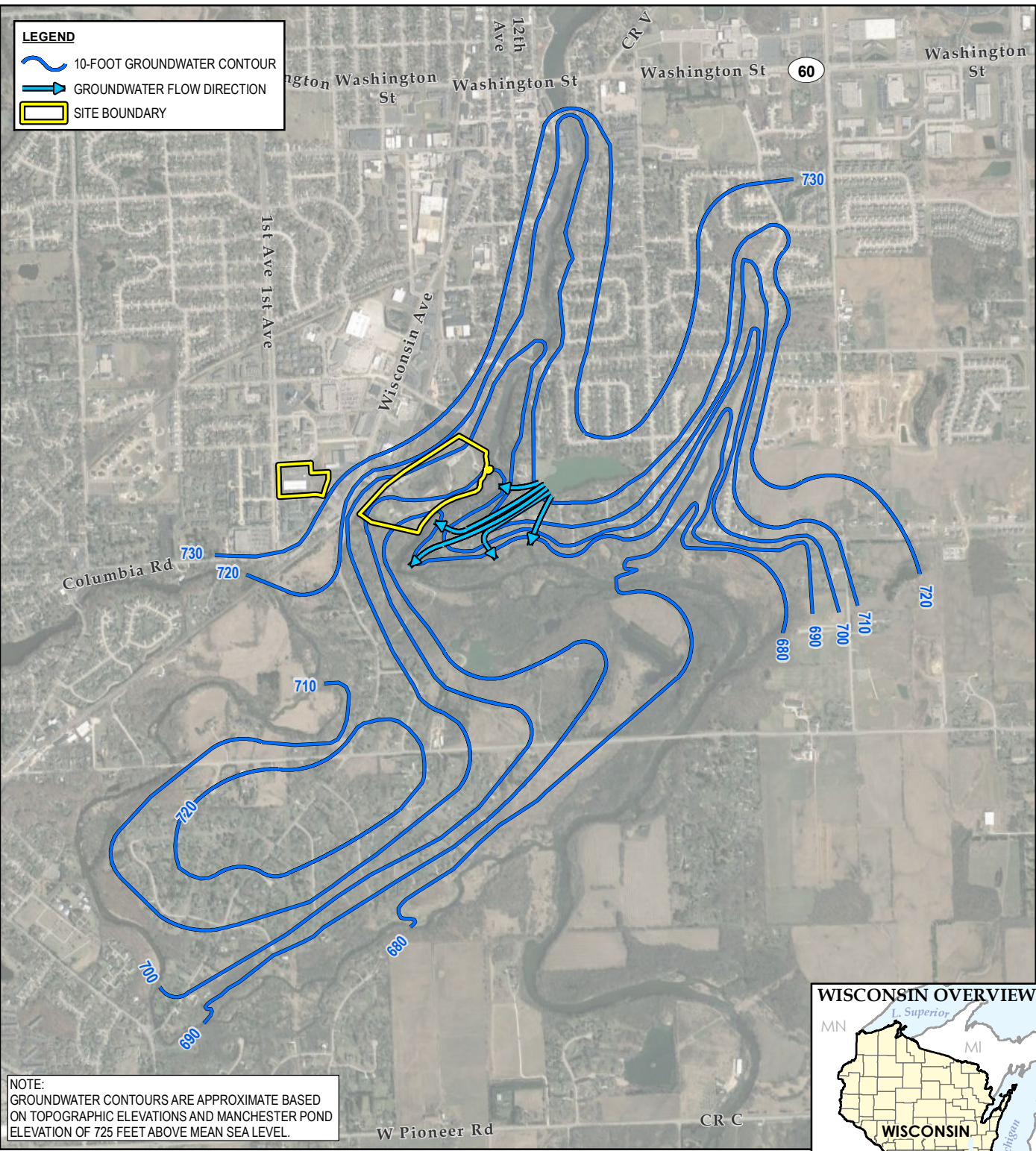
TITLE: **SITE LOCATION MAP**

DRAWN BY:	R. SUENICHT
CHECKED BY:	A. ENRIGHT
APPROVED BY:	S. SELLWOOD
DATE:	NOVEMBER 2021
PROJ. NO.:	412091
FILE:	412091-001slm.mxd

FIGURE 1

LEGEND

- 10-FOOT GROUNDWATER CONTOUR
- GROUNDWATER FLOW DIRECTION
- SITE BOUNDARY



NOTE:
GROUNDWATER CONTOURS ARE APPROXIMATE BASED
ON TOPOGRAPHIC ELEVATIONS AND MANCHESTER POND
ELEVATION OF 725 FEET ABOVE MEAN SEA LEVEL.

AERIAL IMAGERY FROM GOOGLE EARTH PRO AND PARTNERS, (4/1/2021).



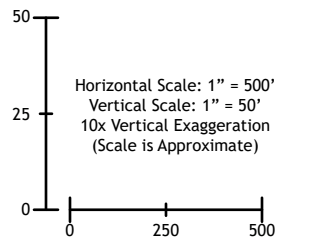
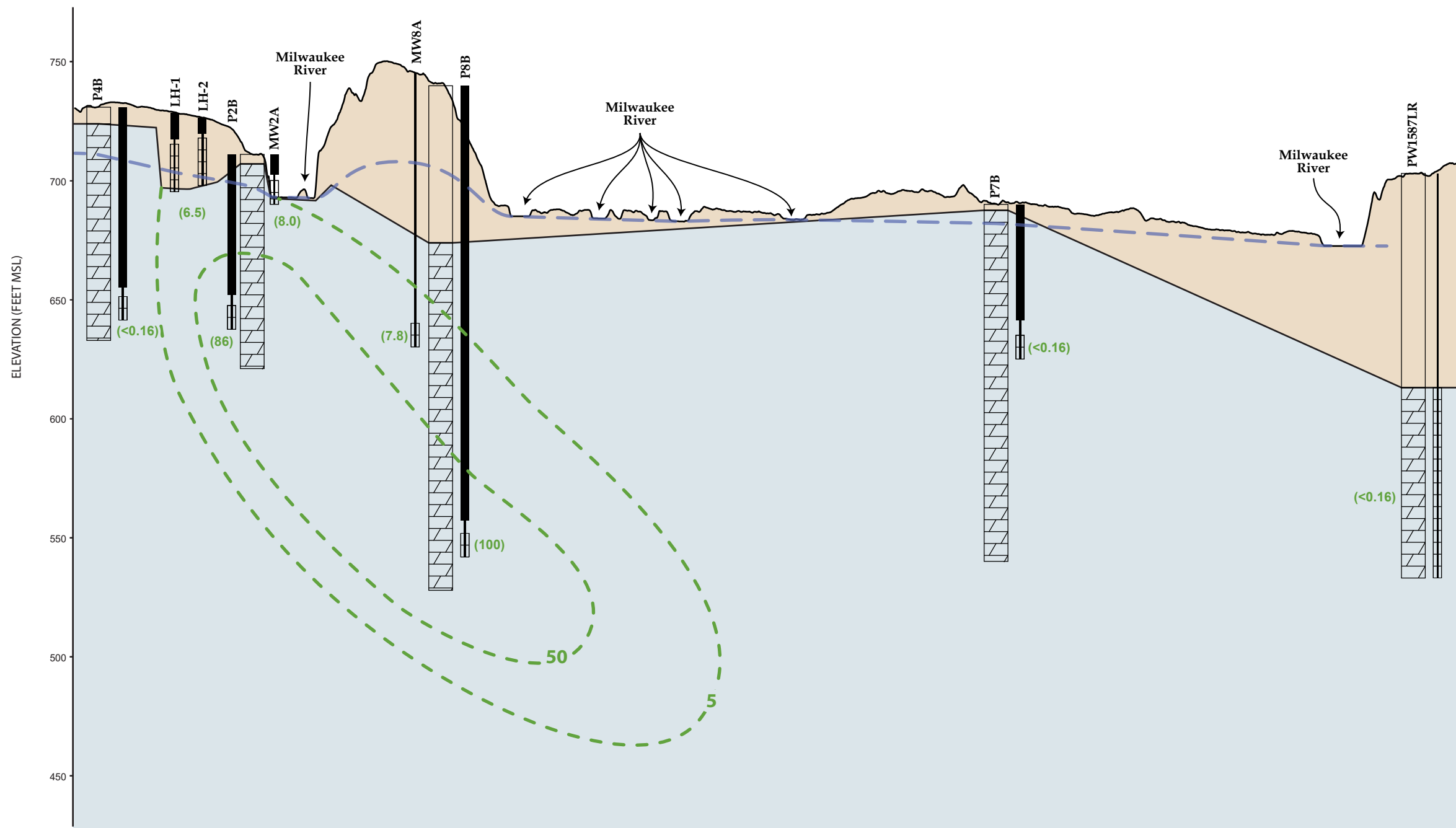
708 Heartland Trail., Suite 3000
Madison, WI 53717
Phone: 608.826.3600

PROJECT: **BRRTS #02-46-549906 AND #02-46-000743
LIME KILN PARK AND WEST PLUME
GRAFTON, OZAUKEE COUNTY, WISCONSIN**

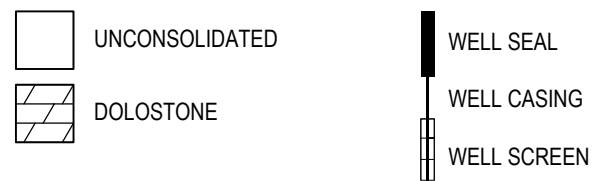
TITLE: **AREA WATER TABLE MAP**

DRAWN BY:	A. ADAIR
CHECKED BY:	A. ENRIGHT
APPROVED BY:	S. SELLWOOD
DATE:	MARCH 2022
PROJ. NO.:	412091
FILE:	412091-001_GWC.mxd

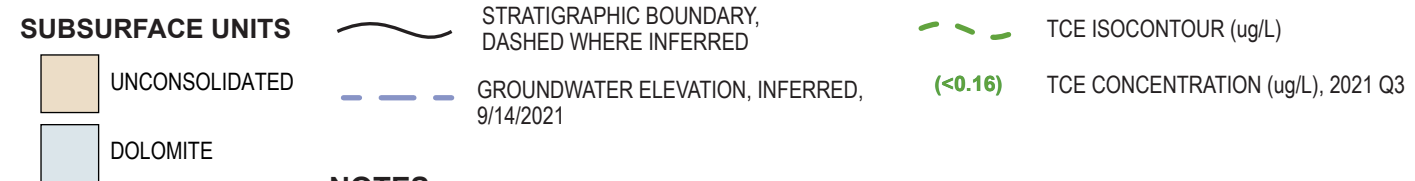
FIGURE 2



BOREHOLE LOG SYMBOLOLOGY



LEGEND



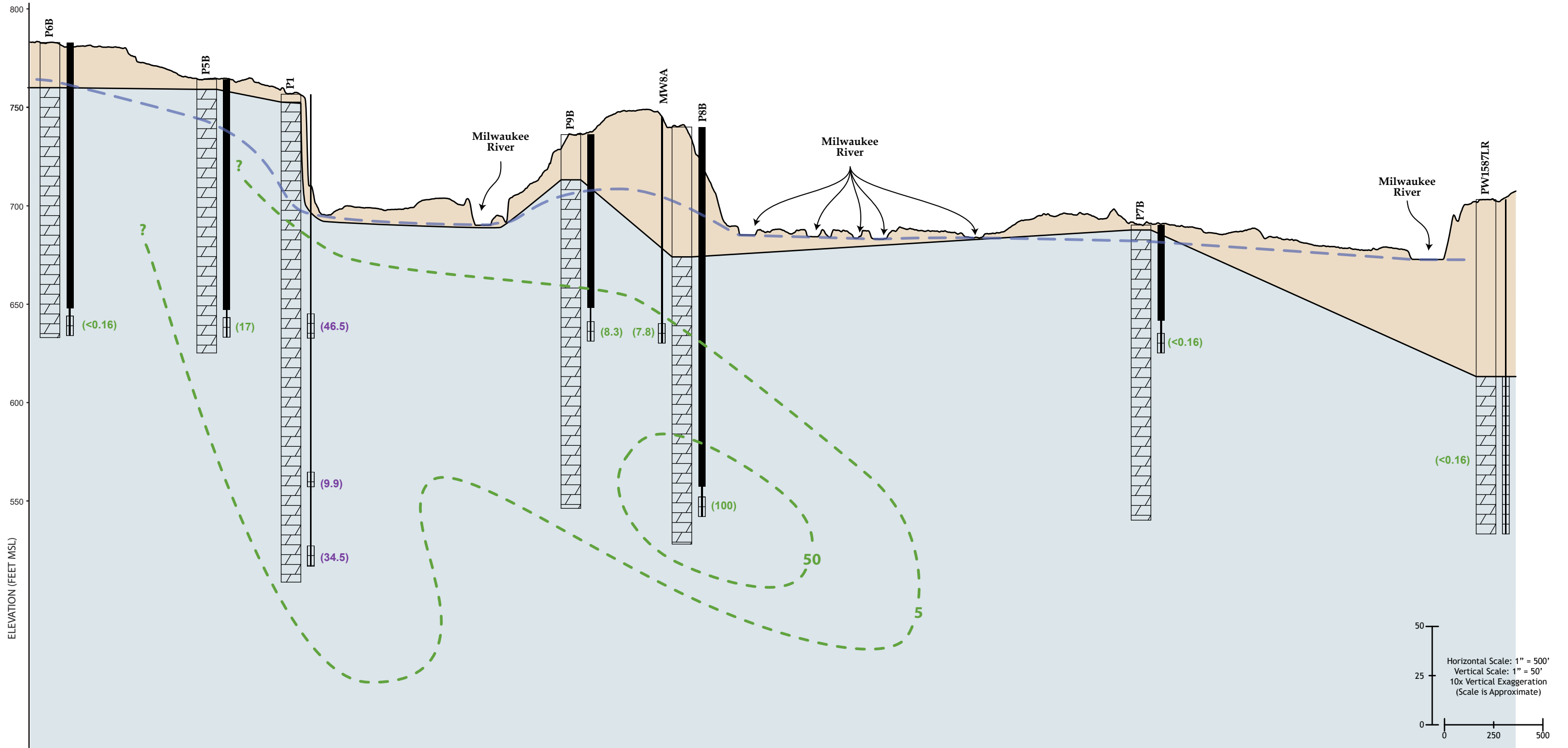
NOTES

1. GROUND SURFACE TOPOGRAPHY BASED ON DEM. ELEVATION OF PW1587LR ESTIMATED BASED ON DEM. OTHER WELL ELEVATIONS BASED ON SURVEY DATA.
2. BOREHOLE LOGS CENTERED ON WELL LOCATION ALONG TRANSECT IF SHOWN, OTHERWISE WELL CENTERED ON WELL LOCATION.
3. BORING LOG AND WELL CONSTRUCTION INFORMATION NOT AVAILABLE FOR PW1587LR AND HAVE BEEN ASSUMED.

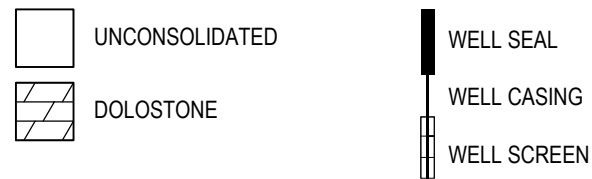
PROJECT:		BRRTS #02-46-549906 AND #02-46-000743 LIME KILN PARK AND WEST PLUME GRAFTON, OZAUKEE COUNTY, WISCONSIN	
TITLE:		GEOLOGIC CROSS SECTION A-A'	
DRAWN BY:	L. AUNER	PROJ NO.:	412091
CHECKED BY:	A. ENRIGHT	FIGURE 3	
APPROVED BY:	S. SELLWOOD		
DATE:	MAY 2022	708 Heartland Trail Suite 3000 Madison, WI 53717 Phone: 608.826.3600	
FILE NO.:	412091_ai04_A.ai		

B - WEST

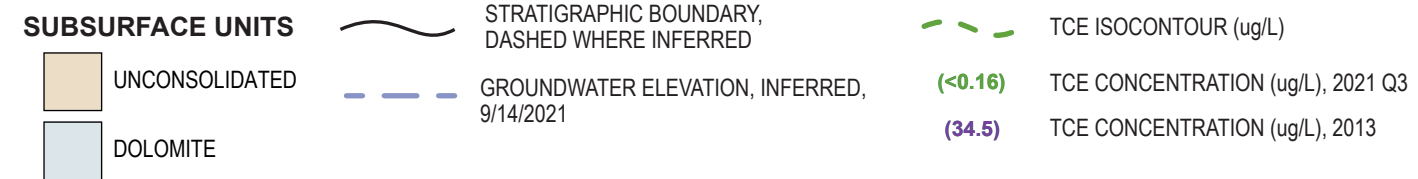
B' - SOUTHEAST



BOREHOLE LOG SYMBOLOLOGY



LEGEND



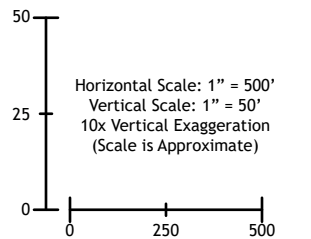
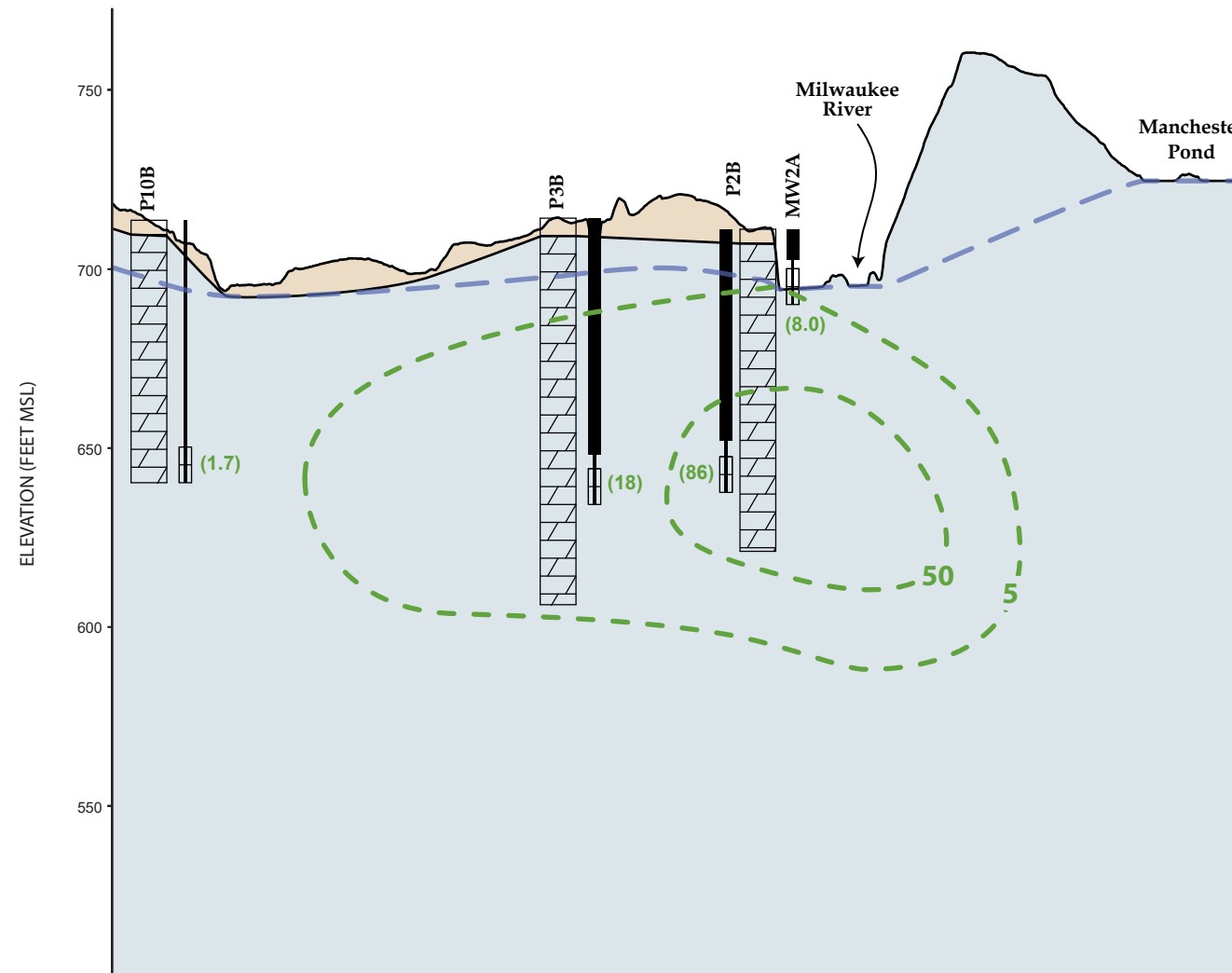
NOTES

- GROUND SURFACE TOPOGRAPHY BASED ON DEM. ELEVATION OF PW1587LR ESTIMATED BASED ON DEM. OTHER WELL ELEVATIONS BASED ON SURVEY DATA.
- BOREHOLE LOGS CENTERED ON WELL LOCATION ALONG TRANSECT IF SHOWN, OTHERWISE WELL CENTERED ON WELL LOCATION.
- BORING LOG INFORMATION AND WELL CONSTRUCTION DEPTHS ARE ESTIMATED FOR PW1587LR.

PROJECT:		BRRTS #02-46-549906 AND #02-46-000743 LIME KILN PARK AND WEST PLUME GRAFTON, OZAUKEE COUNTY, WISCONSIN	
TITLE:		GEOLOGIC CROSS SECTION B-B'	
DRAWN BY:	L. AUNER	PROJ NO.:	412091
CHECKED BY:	A. ENRIGHT	FIGURE 4	
APPROVED BY:	S. SELLWOOD		
DATE:	MAY 2022		
		708 Heartland Trail Suite 3000 Madison, WI 53717 Phone: 608.826.3600	
FILE NO.:	412091_ai05_B.ai		

C - SOUTHWEST

C' - EAST



BOREHOLE LOG SYMBOLOLOGY

	UNCONSOLIDATED		WELL SEAL
	DOLOSTONE		WELL CASING
			WELL SCREEN

LEGEND

SUBSURFACE UNITS		STRATIGRAPHIC BOUNDARY, DASHED WHERE INFERRED		TCE ISOCONTOUR (ug/L)
	UNCONSOLIDATED			<0.16 TCE CONCENTRATION (ug/L), 2021 Q3
	DOLOMITE			

NOTES

1. GROUND SURFACE TOPOGRAPHY BASED ON DEM. OTHER WELL ELEVATIONS BASED ON SURVEY DATA.
2. BOREHOLE LOGS CENTERED ON WELL LOCATION ALONG TRANSECT IF SHOWN, OTHERWISE WELL CENTERED ON WELL LOCATION.
3. WELL CONSTRUCTION INFORMATION NOT AVAILABLE FOR P10B. SCREEN DEPTHS WERE ASSUMED.

PROJECT:		BRRTS #02-46-549906 AND #02-46-000743 LIME KILN PARK AND WEST PLUME GRAFTON, OZAUKEE COUNTY, WISCONSIN	
TITLE:		GEOLOGIC CROSS SECTION C-C'	
DRAWN BY:	L. AUNER	PROJ NO.:	412091
CHECKED BY:	A. ENRIGHT	FIGURE 5	
APPROVED BY:	S. SELLWOOD		
DATE:	MAY 2022		
		708 Heartland Trail Suite 3000 Madison, WI 53717 Phone: 608.826.3600	
FILE NO.:	412091_ai06_C.ai		

TRC - GIS
 Coordinate System: NAD 1983 StatePlane Wisconsin South FIPS 4803 Feet (Foot US)
 Map Rotation: 0
 Plot Date: 6/2/2022 10:19:08 AM by ADAIR -- LAYOUT: ANSI B(11"x17")
 Path: S:\1-PROJECTS\Village of Grafton\WILtime_Kin_Landfill\2021_41209\1459265-006_PWS.mxd



LEGEND

- MONITORING WELL LOCATION
- PRIVATE WELL LOCATION - CURRENT ROUTINE MONITORING PLAN
- PRIVATE WELL IDENTIFIED BUT NOT SAMPLED (1997)
- PRIVATE WELL WITH VOCS < STANDARDS (1997)
- PRIVATE WELL WITH VOCS > STANDARDS (1997)
- PRIVATE WELL WITH VOCS NON-DETECT (1997)
- VILLAGE - PERMITTED PRIVATE WELL
- ABANDONED PRIVATE WELL
- Q1 2022 TCE (µg/L) CONTOURS
- PROPOSED PRIVATE WELL SAMPLING LOCATION
- LIMITS OF WASTE
- SITE BOUNDARY
- TAX PARCEL

ZONING

- A-1: AGRICULTURAL
- A-2: AGRICULTURAL/RURAL RESIDENTIAL
- B-1: BUSINESS
- DU-6 - DUPLEX RESIDENTIAL-6
- I - INSTITUTIONAL
- LI - LIGHT INDUSTRIAL
- MF-20 - MULTI-FAMILY RESIDENTIAL-20
- P-1: PARKS AND RECREATION
- PR - PARK AND RECREATION
- PUD - PLANNED UNIT DEVELOPMENT
- R-3: RESIDENTIAL, 1 ACRE
- SF-3 - SINGLE FAMILY RESIDENTIAL-3
- SF-4 - SINGLE FAMILY RESIDENTIAL-4
- SMU - SOUTH COMMERCIAL MIXED USE

NOTES:

- BASE MAP IMAGERY FROM ORTHOPHOTO CONSORTIUM (WROC) AND THE SOUTHEAST WI REGIONAL PLANNING COMMISSION (SEWRPC) (2020).
- LIMITS OF WASTE EXTENT BASED OFF AECOM FIGURE DATED JUNE 26, 2019.
- ZONING INFORMATION OBTAINED FROM VILLAGE OF GRAFTON ZONING MAP DATED JANUARY 1, 2021, AND TOWN OF GRAFTON ZONING MAP DATED JULY 23, 2021.
- COLORLED PRIVATE WELL LOCATIONS FROM "19970418_99_POTABLE_WELL_RESULTS_MAP" OBTAINED FROM BRTS SITE #02-46-000743. LOCATIONS ARE APPROXIMATE.
- 1920 S. GREEN BAY RD. PROPERTY OWNER IS RECONSTRUCTING BUILDING ON PROPERTY. VILLAGE IS IN CONTACT WITH PROPERTY OWNER REGARDING THEIR DECISION TO SAMPLE/EXTEND PERMIT OR ABANDON WELL.
- WELL ABANDONMENT INFORMATION OBTAINED FROM VILLAGE OF GRAFTON WELL PERMITTING RECORDS, WDNW WELL DATABASE, AND/OR PROPERTY OWNER OUTREACH.
- NO RECORD OF WELL ABANDONMENT AT LIME KILN PARK PROPERTY, BUT VILLAGE OF GRAFTON CONFIRMED WATER SERVICES ON PARK PROPERTY ARE SUPPLIED BY MUNICIPAL WATER UTILITY.
- RIVER PARK VENUE PARCEL (622 GREEN BAY RD.) PROPERTY OWNER HAS NOT YET RESPONDED TO VILLAGE OUTREACH. BASED ON AERIAL IMAGERY, THERE ARE SEVERAL BUILDINGS ON THE PARCEL, SO THE POTENTIAL FOR A REMAINING WELL EXISTS.

0 600 1,200 Feet

1" = 600'
1:7,200

PROJECT:
BRTS #02-46-549906 AND #02-46-000743
LIME KILN PARK AND WEST PLUME
GRAFTON, OZAUKEE COUNTY, WISCONSIN

TITLE:
PRIVATE WELL SCREENING

DRAWN BY: A. ADAIR **PROJ. NO.:** 412091

CHECKED BY: A. ENRIGHT

APPROVED BY: S. SELLWOOD

DATE: JUNE 2022

FIGURE 6

TRC 708 Heartland Trail, Suite 3000
 Madison, WI 53717
 Phone: 608.826.3600
 www.trccompanies.com

FILE NO: 459265-006_PWS.mxd



Environment Testing
America

ANALYTICAL REPORT

Eurofins Chicago
2417 Bond Street
University Park, IL 60484
Tel: (708)534-5200

Laboratory Job ID: 500-213937-1
Client Project/Site: Village of Grafton

For:
TRC Environmental Corporation
708 Heartland Trail
Suite 3000
Madison, Wisconsin 53717

Attn: Alia Enright

Authorized for release by:
3/30/2022 4:29:42 PM
Jim Knapp, Project Manager II
(630)758-0262
Jim.Knapp@Eurofinset.com

Designee for
Sandie Fredrick, Project Manager II
(920)261-1660
sandra.fredrick@eurofinset.com

LINKS

Review your project
results through
TotalAccess

Have a Question?



Visit us at:

www.eurofinsus.com/Env

The test results in this report meet all 2003 NELAC, 2009 TNI, and 2016 TNI requirements for accredited parameters, exceptions are noted in this report. This report may not be reproduced except in full, and with written approval from the laboratory. For questions please contact the Project Manager at the e-mail address or telephone number listed on this page.

This report has been electronically signed and authorized by the signatory. Electronic signature is intended to be the legally binding equivalent of a traditionally handwritten signature.

Results relate only to the items tested and the sample(s) as received by the laboratory.

- 1
- 2
- 3
- 4
- 5
- 6
- 7
- 8
- 9
- 10
- 11
- 12
- 13
- 14
- 15



Table of Contents

Cover Page	1
Table of Contents	2
Case Narrative	3
Detection Summary	4
Method Summary	7
Sample Summary	8
Client Sample Results	9
Definitions	53
QC Association	54
Surrogate Summary	55
QC Sample Results	56
Chronicle	65
Certification Summary	69
Chain of Custody	70
Receipt Checklists	73

Case Narrative

Client: TRC Environmental Corporation
Project/Site: Village of Grafton

Job ID: 500-213937-1

Job ID: 500-213937-1

Laboratory: Eurofins Chicago

Narrative

Job Narrative
500-213937-1

Comments

No additional comments.

Receipt

The samples were received on 3/19/2022 11:15 AM. Unless otherwise noted below, the samples arrived in good condition, and where required, properly preserved and on ice. The temperature of the cooler at receipt was 2.1° C.

Receipt Exceptions

One or more containers for the following samples were received broken or leaking: PW1530LR (500-213937-19) and PW461HR (500-213937-21). One vial from samples -19 and -21 were broken.

The following sample was submitted for analysis; however, it was not listed on the Chain-of-Custody (COC): P05B DUP (500-213937-23) Sample P05 Dup was added by EETA.

Sample times were taken off the container labels for samples -13, -14, -17, -18, -19, -20 and -21.

GC/MS VOA

Method 8260B: The following sample was diluted to bring the concentration of target analytes within the calibration range: P02B (500-213937-4). Elevated reporting limits (RLs) are provided.

Method 8260B: The matrix spike duplicate (MSD) for the following sample was analyzed outside the 12 hour tune window. No further action was taken. P05B (500-213937-7)

No additional analytical or quality issues were noted, other than those described above or in the Definitions/Glossary page.

Detection Summary

Client: TRC Environmental Corporation
Project/Site: Village of Grafton

Job ID: 500-213937-1

Client Sample ID: P01B

Lab Sample ID: 500-213937-1

Analyte	Result	Qualifier	RL	MDL	Unit	Dil Fac	D	Method	Prep Type
Chloroform	0.51	J	2.0	0.37	ug/L	1		8260B	Total/NA
cis-1,2-Dichloroethene	0.78	J	1.0	0.41	ug/L	1		8260B	Total/NA
Toluene	0.35	J	0.50	0.15	ug/L	1		8260B	Total/NA
1,1,1-Trichloroethane	0.41	J	1.0	0.38	ug/L	1		8260B	Total/NA
Trichloroethene	25		0.50	0.16	ug/L	1		8260B	Total/NA
1,1,2-Trichlorotrifluoroethane	20		1.0	0.46	ug/L	1		8260B	Total/NA
Xylenes, Total	0.56	J	1.0	0.22	ug/L	1		8260B	Total/NA

Client Sample ID: P01C

Lab Sample ID: 500-213937-2

Analyte	Result	Qualifier	RL	MDL	Unit	Dil Fac	D	Method	Prep Type
cis-1,2-Dichloroethene	0.69	J	1.0	0.41	ug/L	1		8260B	Total/NA
Toluene	1.7		0.50	0.15	ug/L	1		8260B	Total/NA
Trichloroethene	12		0.50	0.16	ug/L	1		8260B	Total/NA
1,1,2-Trichlorotrifluoroethane	17		1.0	0.46	ug/L	1		8260B	Total/NA

Client Sample ID: P01D

Lab Sample ID: 500-213937-3

Analyte	Result	Qualifier	RL	MDL	Unit	Dil Fac	D	Method	Prep Type
1,4-Dichlorobenzene	0.41	J	1.0	0.36	ug/L	1		8260B	Total/NA
Toluene	3.5		0.50	0.15	ug/L	1		8260B	Total/NA
Trichloroethene	2.3		0.50	0.16	ug/L	1		8260B	Total/NA
1,1,2-Trichlorotrifluoroethane	4.6		1.0	0.46	ug/L	1		8260B	Total/NA

Client Sample ID: P02B

Lab Sample ID: 500-213937-4

Analyte	Result	Qualifier	RL	MDL	Unit	Dil Fac	D	Method	Prep Type
Benzene	0.23	J	0.50	0.15	ug/L	1		8260B	Total/NA
1,1-Dichloroethane	6.8		1.0	0.41	ug/L	1		8260B	Total/NA
1,1-Dichloroethene	1.2		1.0	0.39	ug/L	1		8260B	Total/NA
trans-1,2-Dichloroethene	3.5		1.0	0.35	ug/L	1		8260B	Total/NA
1,1,1-Trichloroethane	0.41	J	1.0	0.38	ug/L	1		8260B	Total/NA
Trichloroethene	97		0.50	0.16	ug/L	1		8260B	Total/NA
Vinyl chloride	150		1.0	0.20	ug/L	1		8260B	Total/NA
cis-1,2-Dichloroethene - DL	250		10	4.1	ug/L	10		8260B	Total/NA

Client Sample ID: P03B

Lab Sample ID: 500-213937-5

Analyte	Result	Qualifier	RL	MDL	Unit	Dil Fac	D	Method	Prep Type
Tetrachloroethene	1.6		1.0	0.37	ug/L	1		8260B	Total/NA
Trichloroethene	17		0.50	0.16	ug/L	1		8260B	Total/NA

Client Sample ID: P04B

Lab Sample ID: 500-213937-6

No Detections.

Client Sample ID: P05B

Lab Sample ID: 500-213937-7

Analyte	Result	Qualifier	RL	MDL	Unit	Dil Fac	D	Method	Prep Type
Trichloroethene	0.79		0.50	0.16	ug/L	1		8260B	Total/NA
1,1,2-Trichlorotrifluoroethane	2.0		1.0	0.46	ug/L	1		8260B	Total/NA

Client Sample ID: P06B

Lab Sample ID: 500-213937-8

No Detections.

This Detection Summary does not include radiochemical test results.

Eurofins Chicago

Detection Summary

Client: TRC Environmental Corporation
Project/Site: Village of Grafton

Job ID: 500-213937-1

Client Sample ID: P07B

Lab Sample ID: 500-213937-9

Analyte	Result	Qualifier	RL	MDL	Unit	Dil Fac	D	Method	Prep Type
Trichloroethene	0.31	J	0.50	0.16	ug/L	1		8260B	Total/NA

Client Sample ID: P08B

Lab Sample ID: 500-213937-10

Analyte	Result	Qualifier	RL	MDL	Unit	Dil Fac	D	Method	Prep Type
cis-1,2-Dichloroethene	33		1.0	0.41	ug/L	1		8260B	Total/NA
1,1-Dichloroethane	3.3		1.0	0.41	ug/L	1		8260B	Total/NA
1,1-Dichloroethene	1.1		1.0	0.39	ug/L	1		8260B	Total/NA
trans-1,2-Dichloroethene	0.37	J	1.0	0.35	ug/L	1		8260B	Total/NA
1,1,1-Trichloroethane	0.54	J	1.0	0.38	ug/L	1		8260B	Total/NA
Trichloroethene	100		0.50	0.16	ug/L	1		8260B	Total/NA
Vinyl chloride	1.3		1.0	0.20	ug/L	1		8260B	Total/NA

Client Sample ID: P09B

Lab Sample ID: 500-213937-11

Analyte	Result	Qualifier	RL	MDL	Unit	Dil Fac	D	Method	Prep Type
Trichloroethene	9.3		0.50	0.16	ug/L	1		8260B	Total/NA
1,1,2-Trichlorotrifluoroethane	44		1.0	0.46	ug/L	1		8260B	Total/NA

Client Sample ID: P10B

Lab Sample ID: 500-213937-12

Analyte	Result	Qualifier	RL	MDL	Unit	Dil Fac	D	Method	Prep Type
Chloroform	0.53	J	2.0	0.37	ug/L	1		8260B	Total/NA
Tetrachloroethene	0.44	J	1.0	0.37	ug/L	1		8260B	Total/NA
Trichloroethene	1.7		0.50	0.16	ug/L	1		8260B	Total/NA
1,1,2-Trichlorotrifluoroethane	28		1.0	0.46	ug/L	1		8260B	Total/NA

Client Sample ID: LH1

Lab Sample ID: 500-213937-13

Analyte	Result	Qualifier	RL	MDL	Unit	Dil Fac	D	Method	Prep Type
cis-1,2-Dichloroethene	52		1.0	0.41	ug/L	1		8260B	Total/NA
1,1-Dichloroethane	25		1.0	0.41	ug/L	1		8260B	Total/NA
Tetrachloroethene	0.37	J	1.0	0.37	ug/L	1		8260B	Total/NA
trans-1,2-Dichloroethene	0.93	J	1.0	0.35	ug/L	1		8260B	Total/NA
Trichloroethene	15		0.50	0.16	ug/L	1		8260B	Total/NA
Vinyl chloride	0.22	J	1.0	0.20	ug/L	1		8260B	Total/NA

Client Sample ID: MW02A

Lab Sample ID: 500-213937-15

Analyte	Result	Qualifier	RL	MDL	Unit	Dil Fac	D	Method	Prep Type
cis-1,2-Dichloroethene	0.53	J	1.0	0.41	ug/L	1		8260B	Total/NA
1,1-Dichloroethane	5.6		1.0	0.41	ug/L	1		8260B	Total/NA
Trichloroethene	0.41	J	0.50	0.16	ug/L	1		8260B	Total/NA
Vinyl chloride	1.1		1.0	0.20	ug/L	1		8260B	Total/NA

Client Sample ID: MW08A

Lab Sample ID: 500-213937-16

Analyte	Result	Qualifier	RL	MDL	Unit	Dil Fac	D	Method	Prep Type
cis-1,2-Dichloroethene	64		1.0	0.41	ug/L	1		8260B	Total/NA
1,1-Dichloroethane	6.6		1.0	0.41	ug/L	1		8260B	Total/NA
1,1-Dichloroethene	0.50	J	1.0	0.39	ug/L	1		8260B	Total/NA
trans-1,2-Dichloroethene	0.46	J	1.0	0.35	ug/L	1		8260B	Total/NA
1,1,1-Trichloroethane	0.58	J	1.0	0.38	ug/L	1		8260B	Total/NA
Trichloroethene	7.8		0.50	0.16	ug/L	1		8260B	Total/NA

This Detection Summary does not include radiochemical test results.

Euofins Chicago

Detection Summary

Client: TRC Environmental Corporation
Project/Site: Village of Grafton

Job ID: 500-213937-1

Client Sample ID: MW08A (Continued)

Lab Sample ID: 500-213937-16

Analyte	Result	Qualifier	RL	MDL	Unit	Dil Fac	D	Method	Prep Type
Vinyl chloride	2.2		1.0	0.20	ug/L	1		8260B	Total/NA

Client Sample ID: PW717HC

Lab Sample ID: 500-213937-17

No Detections.

Client Sample ID: PW1716LR

Lab Sample ID: 500-213937-18

No Detections.

Client Sample ID: PW1530LR

Lab Sample ID: 500-213937-19

No Detections.

Client Sample ID: PW1587LR

Lab Sample ID: 500-213937-20

No Detections.

Client Sample ID: PW461HR

Lab Sample ID: 500-213937-21

No Detections.

Client Sample ID: TRIP BLANKS

Lab Sample ID: 500-213937-22

No Detections.

Client Sample ID: P05B DUP

Lab Sample ID: 500-213937-23

Analyte	Result	Qualifier	RL	MDL	Unit	Dil Fac	D	Method	Prep Type
Trichloroethene	0.70		0.50	0.16	ug/L	1		8260B	Total/NA
1,1,2-Trichlorotrifluoroethane	1.8		1.0	0.46	ug/L	1		8260B	Total/NA

This Detection Summary does not include radiochemical test results.

Eurofins Chicago

Method Summary

Client: TRC Environmental Corporation
Project/Site: Village of Grafton

Job ID: 500-213937-1

Method	Method Description	Protocol	Laboratory
8260B	Volatile Organic Compounds (GC/MS)	SW846	TAL CHI
5030B	Purge and Trap	SW846	TAL CHI

Protocol References:

SW846 = "Test Methods For Evaluating Solid Waste, Physical/Chemical Methods", Third Edition, November 1986 And Its Updates.

Laboratory References:

TAL CHI = Eurofins Chicago, 2417 Bond Street, University Park, IL 60484, TEL (708)534-5200

- 1
- 2
- 3
- 4
- 5
- 6
- 7
- 8
- 9
- 10
- 11
- 12
- 13
- 14
- 15

Sample Summary

Client: TRC Environmental Corporation
Project/Site: Village of Grafton

Job ID: 500-213937-1

Lab Sample ID	Client Sample ID	Matrix	Collected	Received
500-213937-1	P01B	Water	03/18/22 09:34	03/19/22 11:15
500-213937-2	P01C	Water	03/18/22 09:48	03/19/22 11:15
500-213937-3	P01D	Water	03/18/22 10:00	03/19/22 11:15
500-213937-4	P02B	Water	03/16/22 08:31	03/19/22 11:15
500-213937-5	P03B	Water	03/16/22 11:04	03/19/22 11:15
500-213937-6	P04B	Water	03/16/22 09:53	03/19/22 11:15
500-213937-7	P05B	Water	03/17/22 11:13	03/19/22 11:15
500-213937-8	P06B	Water	03/17/22 11:54	03/19/22 11:15
500-213937-9	P07B	Water	03/17/22 09:31	03/19/22 11:15
500-213937-10	P08B	Water	03/16/22 13:56	03/19/22 11:15
500-213937-11	P09B	Water	03/17/22 10:20	03/19/22 11:15
500-213937-12	P10B	Water	03/17/22 08:16	03/19/22 11:15
500-213937-13	LH1	Water	03/15/22 11:45	03/19/22 11:15
500-213937-15	MW02A	Water	03/16/22 07:38	03/19/22 11:15
500-213937-16	MW08A	Water	03/16/22 13:12	03/19/22 11:15
500-213937-17	PW717HC	Water	03/15/22 10:50	03/19/22 11:15
500-213937-18	PW1716LR	Water	03/15/22 13:00	03/19/22 11:15
500-213937-19	PW1530LR	Water	03/15/22 10:27	03/19/22 11:15
500-213937-20	PW1587LR	Water	03/15/22 10:08	03/19/22 11:15
500-213937-21	PW461HR	Water	03/15/22 09:45	03/19/22 11:15
500-213937-22	TRIP BLANKS	Water	03/18/22 00:00	03/19/22 11:15
500-213937-23	P05B DUP	Water	03/17/22 11:13	03/19/22 11:15

Client Sample Results

Client: TRC Environmental Corporation
 Project/Site: Village of Grafton

Job ID: 500-213937-1

Client Sample ID: P01B

Lab Sample ID: 500-213937-1

Date Collected: 03/18/22 09:34

Matrix: Water

Date Received: 03/19/22 11:15

Method: 8260B - Volatile Organic Compounds (GC/MS)

Analyte	Result	Qualifier	RL	MDL	Unit	D	Prepared	Analyzed	Dil Fac
Benzene	<0.15		0.50	0.15	ug/L			03/24/22 18:42	1
Bromobenzene	<0.36		1.0	0.36	ug/L			03/24/22 18:42	1
Bromochloromethane	<0.43		1.0	0.43	ug/L			03/24/22 18:42	1
Bromodichloromethane	<0.37		1.0	0.37	ug/L			03/24/22 18:42	1
Bromoform	<0.48		1.0	0.48	ug/L			03/24/22 18:42	1
Bromomethane	<0.80		3.0	0.80	ug/L			03/24/22 18:42	1
Carbon tetrachloride	<0.38		1.0	0.38	ug/L			03/24/22 18:42	1
Chlorobenzene	<0.39		1.0	0.39	ug/L			03/24/22 18:42	1
Chloroethane	<0.51		1.0	0.51	ug/L			03/24/22 18:42	1
Chloroform	0.51	J	2.0	0.37	ug/L			03/24/22 18:42	1
Chloromethane	<0.32		1.0	0.32	ug/L			03/24/22 18:42	1
2-Chlorotoluene	<0.31		1.0	0.31	ug/L			03/24/22 18:42	1
4-Chlorotoluene	<0.35		1.0	0.35	ug/L			03/24/22 18:42	1
cis-1,2-Dichloroethene	0.78	J	1.0	0.41	ug/L			03/24/22 18:42	1
cis-1,3-Dichloropropene	<0.42		1.0	0.42	ug/L			03/24/22 18:42	1
Dibromochloromethane	<0.49		1.0	0.49	ug/L			03/24/22 18:42	1
1,2-Dibromo-3-Chloropropane	<2.0		5.0	2.0	ug/L			03/24/22 18:42	1
1,2-Dibromoethane	<0.39		1.0	0.39	ug/L			03/24/22 18:42	1
Dibromomethane	<0.27		1.0	0.27	ug/L			03/24/22 18:42	1
1,2-Dichlorobenzene	<0.33		1.0	0.33	ug/L			03/24/22 18:42	1
1,3-Dichlorobenzene	<0.40		1.0	0.40	ug/L			03/24/22 18:42	1
1,4-Dichlorobenzene	<0.36		1.0	0.36	ug/L			03/24/22 18:42	1
Dichlorodifluoromethane	<0.67		3.0	0.67	ug/L			03/24/22 18:42	1
1,1-Dichloroethane	<0.41		1.0	0.41	ug/L			03/24/22 18:42	1
1,2-Dichloroethane	<0.39		1.0	0.39	ug/L			03/24/22 18:42	1
1,1-Dichloroethene	<0.39		1.0	0.39	ug/L			03/24/22 18:42	1
1,2-Dichloropropane	<0.43		1.0	0.43	ug/L			03/24/22 18:42	1
1,3-Dichloropropane	<0.36		1.0	0.36	ug/L			03/24/22 18:42	1
2,2-Dichloropropane	<0.44		1.0	0.44	ug/L			03/24/22 18:42	1
1,1-Dichloropropene	<0.30		1.0	0.30	ug/L			03/24/22 18:42	1
Ethylbenzene	<0.18		0.50	0.18	ug/L			03/24/22 18:42	1
Hexachlorobutadiene	<0.45		1.0	0.45	ug/L			03/24/22 18:42	1
Isopropylbenzene	<0.39		1.0	0.39	ug/L			03/24/22 18:42	1
Isopropyl ether	<0.28		1.0	0.28	ug/L			03/24/22 18:42	1
Methylene Chloride	<1.6		5.0	1.6	ug/L			03/24/22 18:42	1
Methyl tert-butyl ether	<0.39		1.0	0.39	ug/L			03/24/22 18:42	1
Naphthalene	<0.34		1.0	0.34	ug/L			03/24/22 18:42	1
n-Butylbenzene	<0.39		1.0	0.39	ug/L			03/24/22 18:42	1
N-Propylbenzene	<0.41		1.0	0.41	ug/L			03/24/22 18:42	1
p-Isopropyltoluene	<0.36		1.0	0.36	ug/L			03/24/22 18:42	1
sec-Butylbenzene	<0.40		1.0	0.40	ug/L			03/24/22 18:42	1
Styrene	<0.39		1.0	0.39	ug/L			03/24/22 18:42	1
tert-Butylbenzene	<0.40		1.0	0.40	ug/L			03/24/22 18:42	1
1,1,1,2-Tetrachloroethane	<0.46		1.0	0.46	ug/L			03/24/22 18:42	1
1,1,2,2-Tetrachloroethane	<0.40		1.0	0.40	ug/L			03/24/22 18:42	1
Tetrachloroethene	<0.37		1.0	0.37	ug/L			03/24/22 18:42	1
Toluene	0.35	J	0.50	0.15	ug/L			03/24/22 18:42	1
trans-1,2-Dichloroethene	<0.35		1.0	0.35	ug/L			03/24/22 18:42	1
trans-1,3-Dichloropropene	<0.36		1.0	0.36	ug/L			03/24/22 18:42	1

Eurofins Chicago

Client Sample Results

Client: TRC Environmental Corporation
 Project/Site: Village of Grafton

Job ID: 500-213937-1

Client Sample ID: P01B

Lab Sample ID: 500-213937-1

Date Collected: 03/18/22 09:34

Matrix: Water

Date Received: 03/19/22 11:15

Method: 8260B - Volatile Organic Compounds (GC/MS) (Continued)

Analyte	Result	Qualifier	RL	MDL	Unit	D	Prepared	Analyzed	Dil Fac
1,2,3-Trichlorobenzene	<0.46		1.0	0.46	ug/L			03/24/22 18:42	1
1,2,4-Trichlorobenzene	<0.34		1.0	0.34	ug/L			03/24/22 18:42	1
1,1,1-Trichloroethane	0.41	J	1.0	0.38	ug/L			03/24/22 18:42	1
1,1,2-Trichloroethane	<0.35		1.0	0.35	ug/L			03/24/22 18:42	1
Trichloroethene	25		0.50	0.16	ug/L			03/24/22 18:42	1
Trichlorofluoromethane	<0.43		1.0	0.43	ug/L			03/24/22 18:42	1
1,2,3-Trichloropropane	<0.41		2.0	0.41	ug/L			03/24/22 18:42	1
1,1,2-Trichlorotrifluoroethane	20		1.0	0.46	ug/L			03/24/22 18:42	1
1,2,4-Trimethylbenzene	<0.36		1.0	0.36	ug/L			03/24/22 18:42	1
1,3,5-Trimethylbenzene	<0.25		1.0	0.25	ug/L			03/24/22 18:42	1
Vinyl chloride	<0.20		1.0	0.20	ug/L			03/24/22 18:42	1
Xylenes, Total	0.56	J	1.0	0.22	ug/L			03/24/22 18:42	1
Surrogate	%Recovery	Qualifier	Limits				Prepared	Analyzed	Dil Fac
4-Bromofluorobenzene (Surr)	86		72 - 124					03/24/22 18:42	1
Dibromofluoromethane (Surr)	86		75 - 120					03/24/22 18:42	1
1,2-Dichloroethane-d4 (Surr)	85		75 - 126					03/24/22 18:42	1
Toluene-d8 (Surr)	102		75 - 120					03/24/22 18:42	1

Client Sample Results

Client: TRC Environmental Corporation
Project/Site: Village of Grafton

Job ID: 500-213937-1

Client Sample ID: P01C

Lab Sample ID: 500-213937-2

Date Collected: 03/18/22 09:48

Matrix: Water

Date Received: 03/19/22 11:15

Method: 8260B - Volatile Organic Compounds (GC/MS)

Analyte	Result	Qualifier	RL	MDL	Unit	D	Prepared	Analyzed	Dil Fac
Benzene	<0.15		0.50	0.15	ug/L			03/24/22 19:10	1
Bromobenzene	<0.36		1.0	0.36	ug/L			03/24/22 19:10	1
Bromochloromethane	<0.43		1.0	0.43	ug/L			03/24/22 19:10	1
Bromodichloromethane	<0.37		1.0	0.37	ug/L			03/24/22 19:10	1
Bromoform	<0.48		1.0	0.48	ug/L			03/24/22 19:10	1
Bromomethane	<0.80		3.0	0.80	ug/L			03/24/22 19:10	1
Carbon tetrachloride	<0.38		1.0	0.38	ug/L			03/24/22 19:10	1
Chlorobenzene	<0.39		1.0	0.39	ug/L			03/24/22 19:10	1
Chloroethane	<0.51		1.0	0.51	ug/L			03/24/22 19:10	1
Chloroform	<0.37		2.0	0.37	ug/L			03/24/22 19:10	1
Chloromethane	<0.32		1.0	0.32	ug/L			03/24/22 19:10	1
2-Chlorotoluene	<0.31		1.0	0.31	ug/L			03/24/22 19:10	1
4-Chlorotoluene	<0.35		1.0	0.35	ug/L			03/24/22 19:10	1
cis-1,2-Dichloroethene	0.69	J	1.0	0.41	ug/L			03/24/22 19:10	1
cis-1,3-Dichloropropene	<0.42		1.0	0.42	ug/L			03/24/22 19:10	1
Dibromochloromethane	<0.49		1.0	0.49	ug/L			03/24/22 19:10	1
1,2-Dibromo-3-Chloropropane	<2.0		5.0	2.0	ug/L			03/24/22 19:10	1
1,2-Dibromoethane	<0.39		1.0	0.39	ug/L			03/24/22 19:10	1
Dibromomethane	<0.27		1.0	0.27	ug/L			03/24/22 19:10	1
1,2-Dichlorobenzene	<0.33		1.0	0.33	ug/L			03/24/22 19:10	1
1,3-Dichlorobenzene	<0.40		1.0	0.40	ug/L			03/24/22 19:10	1
1,4-Dichlorobenzene	<0.36		1.0	0.36	ug/L			03/24/22 19:10	1
Dichlorodifluoromethane	<0.67		3.0	0.67	ug/L			03/24/22 19:10	1
1,1-Dichloroethane	<0.41		1.0	0.41	ug/L			03/24/22 19:10	1
1,2-Dichloroethane	<0.39		1.0	0.39	ug/L			03/24/22 19:10	1
1,1-Dichloroethene	<0.39		1.0	0.39	ug/L			03/24/22 19:10	1
1,2-Dichloropropane	<0.43		1.0	0.43	ug/L			03/24/22 19:10	1
1,3-Dichloropropane	<0.36		1.0	0.36	ug/L			03/24/22 19:10	1
2,2-Dichloropropane	<0.44		1.0	0.44	ug/L			03/24/22 19:10	1
1,1-Dichloropropene	<0.30		1.0	0.30	ug/L			03/24/22 19:10	1
Ethylbenzene	<0.18		0.50	0.18	ug/L			03/24/22 19:10	1
Hexachlorobutadiene	<0.45		1.0	0.45	ug/L			03/24/22 19:10	1
Isopropylbenzene	<0.39		1.0	0.39	ug/L			03/24/22 19:10	1
Isopropyl ether	<0.28		1.0	0.28	ug/L			03/24/22 19:10	1
Methylene Chloride	<1.6		5.0	1.6	ug/L			03/24/22 19:10	1
Methyl tert-butyl ether	<0.39		1.0	0.39	ug/L			03/24/22 19:10	1
Naphthalene	<0.34		1.0	0.34	ug/L			03/24/22 19:10	1
n-Butylbenzene	<0.39		1.0	0.39	ug/L			03/24/22 19:10	1
N-Propylbenzene	<0.41		1.0	0.41	ug/L			03/24/22 19:10	1
p-Isopropyltoluene	<0.36		1.0	0.36	ug/L			03/24/22 19:10	1
sec-Butylbenzene	<0.40		1.0	0.40	ug/L			03/24/22 19:10	1
Styrene	<0.39		1.0	0.39	ug/L			03/24/22 19:10	1
tert-Butylbenzene	<0.40		1.0	0.40	ug/L			03/24/22 19:10	1
1,1,1,2-Tetrachloroethane	<0.46		1.0	0.46	ug/L			03/24/22 19:10	1
1,1,2,2-Tetrachloroethane	<0.40		1.0	0.40	ug/L			03/24/22 19:10	1
Tetrachloroethene	<0.37		1.0	0.37	ug/L			03/24/22 19:10	1
Toluene	1.7		0.50	0.15	ug/L			03/24/22 19:10	1
trans-1,2-Dichloroethene	<0.35		1.0	0.35	ug/L			03/24/22 19:10	1
trans-1,3-Dichloropropene	<0.36		1.0	0.36	ug/L			03/24/22 19:10	1

Eurofins Chicago

Client Sample Results

Client: TRC Environmental Corporation
 Project/Site: Village of Grafton

Job ID: 500-213937-1

Client Sample ID: P01C

Lab Sample ID: 500-213937-2

Date Collected: 03/18/22 09:48

Matrix: Water

Date Received: 03/19/22 11:15

Method: 8260B - Volatile Organic Compounds (GC/MS) (Continued)

Analyte	Result	Qualifier	RL	MDL	Unit	D	Prepared	Analyzed	Dil Fac
1,2,3-Trichlorobenzene	<0.46		1.0	0.46	ug/L			03/24/22 19:10	1
1,2,4-Trichlorobenzene	<0.34		1.0	0.34	ug/L			03/24/22 19:10	1
1,1,1-Trichloroethane	<0.38		1.0	0.38	ug/L			03/24/22 19:10	1
1,1,2-Trichloroethane	<0.35		1.0	0.35	ug/L			03/24/22 19:10	1
Trichloroethene	12		0.50	0.16	ug/L			03/24/22 19:10	1
Trichlorofluoromethane	<0.43		1.0	0.43	ug/L			03/24/22 19:10	1
1,2,3-Trichloropropane	<0.41		2.0	0.41	ug/L			03/24/22 19:10	1
1,1,2-Trichlorotrifluoroethane	17		1.0	0.46	ug/L			03/24/22 19:10	1
1,2,4-Trimethylbenzene	<0.36		1.0	0.36	ug/L			03/24/22 19:10	1
1,3,5-Trimethylbenzene	<0.25		1.0	0.25	ug/L			03/24/22 19:10	1
Vinyl chloride	<0.20		1.0	0.20	ug/L			03/24/22 19:10	1
Xylenes, Total	<0.22		1.0	0.22	ug/L			03/24/22 19:10	1

Surrogate	%Recovery	Qualifier	Limits	Prepared	Analyzed	Dil Fac
4-Bromofluorobenzene (Surr)	88		72 - 124		03/24/22 19:10	1
Dibromofluoromethane (Surr)	86		75 - 120		03/24/22 19:10	1
1,2-Dichloroethane-d4 (Surr)	84		75 - 126		03/24/22 19:10	1
Toluene-d8 (Surr)	101		75 - 120		03/24/22 19:10	1

Client Sample Results

Client: TRC Environmental Corporation
 Project/Site: Village of Grafton

Job ID: 500-213937-1

Client Sample ID: P01D

Lab Sample ID: 500-213937-3

Date Collected: 03/18/22 10:00

Matrix: Water

Date Received: 03/19/22 11:15

Method: 8260B - Volatile Organic Compounds (GC/MS)

Analyte	Result	Qualifier	RL	MDL	Unit	D	Prepared	Analyzed	Dil Fac
Benzene	<0.15		0.50	0.15	ug/L			03/24/22 19:42	1
Bromobenzene	<0.36		1.0	0.36	ug/L			03/24/22 19:42	1
Bromochloromethane	<0.43		1.0	0.43	ug/L			03/24/22 19:42	1
Bromodichloromethane	<0.37		1.0	0.37	ug/L			03/24/22 19:42	1
Bromoform	<0.48		1.0	0.48	ug/L			03/24/22 19:42	1
Bromomethane	<0.80		3.0	0.80	ug/L			03/24/22 19:42	1
Carbon tetrachloride	<0.38		1.0	0.38	ug/L			03/24/22 19:42	1
Chlorobenzene	<0.39		1.0	0.39	ug/L			03/24/22 19:42	1
Chloroethane	<0.51		1.0	0.51	ug/L			03/24/22 19:42	1
Chloroform	<0.37		2.0	0.37	ug/L			03/24/22 19:42	1
Chloromethane	<0.32		1.0	0.32	ug/L			03/24/22 19:42	1
2-Chlorotoluene	<0.31		1.0	0.31	ug/L			03/24/22 19:42	1
4-Chlorotoluene	<0.35		1.0	0.35	ug/L			03/24/22 19:42	1
cis-1,2-Dichloroethene	<0.41		1.0	0.41	ug/L			03/24/22 19:42	1
cis-1,3-Dichloropropene	<0.42		1.0	0.42	ug/L			03/24/22 19:42	1
Dibromochloromethane	<0.49		1.0	0.49	ug/L			03/24/22 19:42	1
1,2-Dibromo-3-Chloropropane	<2.0		5.0	2.0	ug/L			03/24/22 19:42	1
1,2-Dibromoethane	<0.39		1.0	0.39	ug/L			03/24/22 19:42	1
Dibromomethane	<0.27		1.0	0.27	ug/L			03/24/22 19:42	1
1,2-Dichlorobenzene	<0.33		1.0	0.33	ug/L			03/24/22 19:42	1
1,3-Dichlorobenzene	<0.40		1.0	0.40	ug/L			03/24/22 19:42	1
1,4-Dichlorobenzene	0.41	J	1.0	0.36	ug/L			03/24/22 19:42	1
Dichlorodifluoromethane	<0.67		3.0	0.67	ug/L			03/24/22 19:42	1
1,1-Dichloroethane	<0.41		1.0	0.41	ug/L			03/24/22 19:42	1
1,2-Dichloroethane	<0.39		1.0	0.39	ug/L			03/24/22 19:42	1
1,1-Dichloroethene	<0.39		1.0	0.39	ug/L			03/24/22 19:42	1
1,2-Dichloropropane	<0.43		1.0	0.43	ug/L			03/24/22 19:42	1
1,3-Dichloropropane	<0.36		1.0	0.36	ug/L			03/24/22 19:42	1
2,2-Dichloropropane	<0.44		1.0	0.44	ug/L			03/24/22 19:42	1
1,1-Dichloropropene	<0.30		1.0	0.30	ug/L			03/24/22 19:42	1
Ethylbenzene	<0.18		0.50	0.18	ug/L			03/24/22 19:42	1
Hexachlorobutadiene	<0.45		1.0	0.45	ug/L			03/24/22 19:42	1
Isopropylbenzene	<0.39		1.0	0.39	ug/L			03/24/22 19:42	1
Isopropyl ether	<0.28		1.0	0.28	ug/L			03/24/22 19:42	1
Methylene Chloride	<1.6		5.0	1.6	ug/L			03/24/22 19:42	1
Methyl tert-butyl ether	<0.39		1.0	0.39	ug/L			03/24/22 19:42	1
Naphthalene	<0.34		1.0	0.34	ug/L			03/24/22 19:42	1
n-Butylbenzene	<0.39		1.0	0.39	ug/L			03/24/22 19:42	1
N-Propylbenzene	<0.41		1.0	0.41	ug/L			03/24/22 19:42	1
p-Isopropyltoluene	<0.36		1.0	0.36	ug/L			03/24/22 19:42	1
sec-Butylbenzene	<0.40		1.0	0.40	ug/L			03/24/22 19:42	1
Styrene	<0.39		1.0	0.39	ug/L			03/24/22 19:42	1
tert-Butylbenzene	<0.40		1.0	0.40	ug/L			03/24/22 19:42	1
1,1,1,2-Tetrachloroethane	<0.46		1.0	0.46	ug/L			03/24/22 19:42	1
1,1,2,2-Tetrachloroethane	<0.40		1.0	0.40	ug/L			03/24/22 19:42	1
Tetrachloroethene	<0.37		1.0	0.37	ug/L			03/24/22 19:42	1
Toluene	3.5		0.50	0.15	ug/L			03/24/22 19:42	1
trans-1,2-Dichloroethene	<0.35		1.0	0.35	ug/L			03/24/22 19:42	1
trans-1,3-Dichloropropene	<0.36		1.0	0.36	ug/L			03/24/22 19:42	1

Eurofins Chicago

Client Sample Results

Client: TRC Environmental Corporation
 Project/Site: Village of Grafton

Job ID: 500-213937-1

Client Sample ID: P01D

Lab Sample ID: 500-213937-3

Date Collected: 03/18/22 10:00

Matrix: Water

Date Received: 03/19/22 11:15

Method: 8260B - Volatile Organic Compounds (GC/MS) (Continued)

Analyte	Result	Qualifier	RL	MDL	Unit	D	Prepared	Analyzed	Dil Fac
1,2,3-Trichlorobenzene	<0.46		1.0	0.46	ug/L			03/24/22 19:42	1
1,2,4-Trichlorobenzene	<0.34		1.0	0.34	ug/L			03/24/22 19:42	1
1,1,1-Trichloroethane	<0.38		1.0	0.38	ug/L			03/24/22 19:42	1
1,1,2-Trichloroethane	<0.35		1.0	0.35	ug/L			03/24/22 19:42	1
Trichloroethene	2.3		0.50	0.16	ug/L			03/24/22 19:42	1
Trichlorofluoromethane	<0.43		1.0	0.43	ug/L			03/24/22 19:42	1
1,2,3-Trichloropropane	<0.41		2.0	0.41	ug/L			03/24/22 19:42	1
1,1,2-Trichlorotrifluoroethane	4.6		1.0	0.46	ug/L			03/24/22 19:42	1
1,2,4-Trimethylbenzene	<0.36		1.0	0.36	ug/L			03/24/22 19:42	1
1,3,5-Trimethylbenzene	<0.25		1.0	0.25	ug/L			03/24/22 19:42	1
Vinyl chloride	<0.20		1.0	0.20	ug/L			03/24/22 19:42	1
Xylenes, Total	<0.22		1.0	0.22	ug/L			03/24/22 19:42	1

Surrogate	%Recovery	Qualifier	Limits	Prepared	Analyzed	Dil Fac
4-Bromofluorobenzene (Surr)	86		72 - 124		03/24/22 19:42	1
Dibromofluoromethane (Surr)	85		75 - 120		03/24/22 19:42	1
1,2-Dichloroethane-d4 (Surr)	85		75 - 126		03/24/22 19:42	1
Toluene-d8 (Surr)	101		75 - 120		03/24/22 19:42	1

Client Sample Results

Client: TRC Environmental Corporation
 Project/Site: Village of Grafton

Job ID: 500-213937-1

Client Sample ID: P02B

Lab Sample ID: 500-213937-4

Date Collected: 03/16/22 08:31

Matrix: Water

Date Received: 03/19/22 11:15

Method: 8260B - Volatile Organic Compounds (GC/MS)

Analyte	Result	Qualifier	RL	MDL	Unit	D	Prepared	Analyzed	Dil Fac
Benzene	0.23	J	0.50	0.15	ug/L			03/24/22 20:11	1
Bromobenzene	<0.36		1.0	0.36	ug/L			03/24/22 20:11	1
Bromochloromethane	<0.43		1.0	0.43	ug/L			03/24/22 20:11	1
Bromodichloromethane	<0.37		1.0	0.37	ug/L			03/24/22 20:11	1
Bromoform	<0.48		1.0	0.48	ug/L			03/24/22 20:11	1
Bromomethane	<0.80		3.0	0.80	ug/L			03/24/22 20:11	1
Carbon tetrachloride	<0.38		1.0	0.38	ug/L			03/24/22 20:11	1
Chlorobenzene	<0.39		1.0	0.39	ug/L			03/24/22 20:11	1
Chloroethane	<0.51		1.0	0.51	ug/L			03/24/22 20:11	1
Chloroform	<0.37		2.0	0.37	ug/L			03/24/22 20:11	1
Chloromethane	<0.32		1.0	0.32	ug/L			03/24/22 20:11	1
2-Chlorotoluene	<0.31		1.0	0.31	ug/L			03/24/22 20:11	1
4-Chlorotoluene	<0.35		1.0	0.35	ug/L			03/24/22 20:11	1
cis-1,3-Dichloropropene	<0.42		1.0	0.42	ug/L			03/24/22 20:11	1
Dibromochloromethane	<0.49		1.0	0.49	ug/L			03/24/22 20:11	1
1,2-Dibromo-3-Chloropropane	<2.0		5.0	2.0	ug/L			03/24/22 20:11	1
1,2-Dibromoethane	<0.39		1.0	0.39	ug/L			03/24/22 20:11	1
Dibromomethane	<0.27		1.0	0.27	ug/L			03/24/22 20:11	1
1,2-Dichlorobenzene	<0.33		1.0	0.33	ug/L			03/24/22 20:11	1
1,3-Dichlorobenzene	<0.40		1.0	0.40	ug/L			03/24/22 20:11	1
1,4-Dichlorobenzene	<0.36		1.0	0.36	ug/L			03/24/22 20:11	1
Dichlorodifluoromethane	<0.67		3.0	0.67	ug/L			03/24/22 20:11	1
1,1-Dichloroethane	6.8		1.0	0.41	ug/L			03/24/22 20:11	1
1,2-Dichloroethane	<0.39		1.0	0.39	ug/L			03/24/22 20:11	1
1,1-Dichloroethene	1.2		1.0	0.39	ug/L			03/24/22 20:11	1
1,2-Dichloropropane	<0.43		1.0	0.43	ug/L			03/24/22 20:11	1
1,3-Dichloropropane	<0.36		1.0	0.36	ug/L			03/24/22 20:11	1
2,2-Dichloropropane	<0.44		1.0	0.44	ug/L			03/24/22 20:11	1
1,1-Dichloropropene	<0.30		1.0	0.30	ug/L			03/24/22 20:11	1
Ethylbenzene	<0.18		0.50	0.18	ug/L			03/24/22 20:11	1
Hexachlorobutadiene	<0.45		1.0	0.45	ug/L			03/24/22 20:11	1
Isopropylbenzene	<0.39		1.0	0.39	ug/L			03/24/22 20:11	1
Isopropyl ether	<0.28		1.0	0.28	ug/L			03/24/22 20:11	1
Methylene Chloride	<1.6		5.0	1.6	ug/L			03/24/22 20:11	1
Methyl tert-butyl ether	<0.39		1.0	0.39	ug/L			03/24/22 20:11	1
Naphthalene	<0.34		1.0	0.34	ug/L			03/24/22 20:11	1
n-Butylbenzene	<0.39		1.0	0.39	ug/L			03/24/22 20:11	1
N-Propylbenzene	<0.41		1.0	0.41	ug/L			03/24/22 20:11	1
p-Isopropyltoluene	<0.36		1.0	0.36	ug/L			03/24/22 20:11	1
sec-Butylbenzene	<0.40		1.0	0.40	ug/L			03/24/22 20:11	1
Styrene	<0.39		1.0	0.39	ug/L			03/24/22 20:11	1
tert-Butylbenzene	<0.40		1.0	0.40	ug/L			03/24/22 20:11	1
1,1,1,2-Tetrachloroethane	<0.46		1.0	0.46	ug/L			03/24/22 20:11	1
1,1,1,2,2-Tetrachloroethane	<0.40		1.0	0.40	ug/L			03/24/22 20:11	1
Tetrachloroethene	<0.37		1.0	0.37	ug/L			03/24/22 20:11	1
Toluene	<0.15		0.50	0.15	ug/L			03/24/22 20:11	1
trans-1,2-Dichloroethene	3.5		1.0	0.35	ug/L			03/24/22 20:11	1
trans-1,3-Dichloropropene	<0.36		1.0	0.36	ug/L			03/24/22 20:11	1
1,2,3-Trichlorobenzene	<0.46		1.0	0.46	ug/L			03/24/22 20:11	1

Eurofins Chicago

Client Sample Results

Client: TRC Environmental Corporation
Project/Site: Village of Grafton

Job ID: 500-213937-1

Client Sample ID: P02B

Lab Sample ID: 500-213937-4

Date Collected: 03/16/22 08:31

Matrix: Water

Date Received: 03/19/22 11:15

Method: 8260B - Volatile Organic Compounds (GC/MS) (Continued)

Analyte	Result	Qualifier	RL	MDL	Unit	D	Prepared	Analyzed	Dil Fac
1,2,4-Trichlorobenzene	<0.34		1.0	0.34	ug/L			03/24/22 20:11	1
1,1,1-Trichloroethane	0.41	J	1.0	0.38	ug/L			03/24/22 20:11	1
1,1,2-Trichloroethane	<0.35		1.0	0.35	ug/L			03/24/22 20:11	1
Trichloroethene	97		0.50	0.16	ug/L			03/24/22 20:11	1
Trichlorofluoromethane	<0.43		1.0	0.43	ug/L			03/24/22 20:11	1
1,2,3-Trichloropropane	<0.41		2.0	0.41	ug/L			03/24/22 20:11	1
1,1,2-Trichlorotrifluoroethane	<0.46		1.0	0.46	ug/L			03/24/22 20:11	1
1,2,4-Trimethylbenzene	<0.36		1.0	0.36	ug/L			03/24/22 20:11	1
1,3,5-Trimethylbenzene	<0.25		1.0	0.25	ug/L			03/24/22 20:11	1
Vinyl chloride	150		1.0	0.20	ug/L			03/24/22 20:11	1
Xylenes, Total	<0.22		1.0	0.22	ug/L			03/24/22 20:11	1

Surrogate	%Recovery	Qualifier	Limits	Prepared	Analyzed	Dil Fac
4-Bromofluorobenzene (Surr)	87		72 - 124		03/24/22 20:11	1
Dibromofluoromethane (Surr)	87		75 - 120		03/24/22 20:11	1
1,2-Dichloroethane-d4 (Surr)	84		75 - 126		03/24/22 20:11	1
Toluene-d8 (Surr)	101		75 - 120		03/24/22 20:11	1

Method: 8260B - Volatile Organic Compounds (GC/MS) - DL

Analyte	Result	Qualifier	RL	MDL	Unit	D	Prepared	Analyzed	Dil Fac
cis-1,2-Dichloroethene	250		10	4.1	ug/L			03/28/22 12:51	10

Surrogate	%Recovery	Qualifier	Limits	Prepared	Analyzed	Dil Fac
4-Bromofluorobenzene (Surr)	87		72 - 124		03/28/22 12:51	10
Dibromofluoromethane (Surr)	84		75 - 120		03/28/22 12:51	10
1,2-Dichloroethane-d4 (Surr)	80		75 - 126		03/28/22 12:51	10
Toluene-d8 (Surr)	103		75 - 120		03/28/22 12:51	10

Client Sample Results

Client: TRC Environmental Corporation
 Project/Site: Village of Grafton

Job ID: 500-213937-1

Client Sample ID: P03B

Lab Sample ID: 500-213937-5

Date Collected: 03/16/22 11:04

Matrix: Water

Date Received: 03/19/22 11:15

Method: 8260B - Volatile Organic Compounds (GC/MS)

Analyte	Result	Qualifier	RL	MDL	Unit	D	Prepared	Analyzed	Dil Fac
Benzene	<0.15		0.50	0.15	ug/L			03/24/22 20:38	1
Bromobenzene	<0.36		1.0	0.36	ug/L			03/24/22 20:38	1
Bromochloromethane	<0.43		1.0	0.43	ug/L			03/24/22 20:38	1
Bromodichloromethane	<0.37		1.0	0.37	ug/L			03/24/22 20:38	1
Bromoform	<0.48		1.0	0.48	ug/L			03/24/22 20:38	1
Bromomethane	<0.80		3.0	0.80	ug/L			03/24/22 20:38	1
Carbon tetrachloride	<0.38		1.0	0.38	ug/L			03/24/22 20:38	1
Chlorobenzene	<0.39		1.0	0.39	ug/L			03/24/22 20:38	1
Chloroethane	<0.51		1.0	0.51	ug/L			03/24/22 20:38	1
Chloroform	<0.37		2.0	0.37	ug/L			03/24/22 20:38	1
Chloromethane	<0.32		1.0	0.32	ug/L			03/24/22 20:38	1
2-Chlorotoluene	<0.31		1.0	0.31	ug/L			03/24/22 20:38	1
4-Chlorotoluene	<0.35		1.0	0.35	ug/L			03/24/22 20:38	1
cis-1,2-Dichloroethene	<0.41		1.0	0.41	ug/L			03/24/22 20:38	1
cis-1,3-Dichloropropene	<0.42		1.0	0.42	ug/L			03/24/22 20:38	1
Dibromochloromethane	<0.49		1.0	0.49	ug/L			03/24/22 20:38	1
1,2-Dibromo-3-Chloropropane	<2.0		5.0	2.0	ug/L			03/24/22 20:38	1
1,2-Dibromoethane	<0.39		1.0	0.39	ug/L			03/24/22 20:38	1
Dibromomethane	<0.27		1.0	0.27	ug/L			03/24/22 20:38	1
1,2-Dichlorobenzene	<0.33		1.0	0.33	ug/L			03/24/22 20:38	1
1,3-Dichlorobenzene	<0.40		1.0	0.40	ug/L			03/24/22 20:38	1
1,4-Dichlorobenzene	<0.36		1.0	0.36	ug/L			03/24/22 20:38	1
Dichlorodifluoromethane	<0.67		3.0	0.67	ug/L			03/24/22 20:38	1
1,1-Dichloroethane	<0.41		1.0	0.41	ug/L			03/24/22 20:38	1
1,2-Dichloroethane	<0.39		1.0	0.39	ug/L			03/24/22 20:38	1
1,1-Dichloroethene	<0.39		1.0	0.39	ug/L			03/24/22 20:38	1
1,2-Dichloropropane	<0.43		1.0	0.43	ug/L			03/24/22 20:38	1
1,3-Dichloropropane	<0.36		1.0	0.36	ug/L			03/24/22 20:38	1
2,2-Dichloropropane	<0.44		1.0	0.44	ug/L			03/24/22 20:38	1
1,1-Dichloropropene	<0.30		1.0	0.30	ug/L			03/24/22 20:38	1
Ethylbenzene	<0.18		0.50	0.18	ug/L			03/24/22 20:38	1
Hexachlorobutadiene	<0.45		1.0	0.45	ug/L			03/24/22 20:38	1
Isopropylbenzene	<0.39		1.0	0.39	ug/L			03/24/22 20:38	1
Isopropyl ether	<0.28		1.0	0.28	ug/L			03/24/22 20:38	1
Methylene Chloride	<1.6		5.0	1.6	ug/L			03/24/22 20:38	1
Methyl tert-butyl ether	<0.39		1.0	0.39	ug/L			03/24/22 20:38	1
Naphthalene	<0.34		1.0	0.34	ug/L			03/24/22 20:38	1
n-Butylbenzene	<0.39		1.0	0.39	ug/L			03/24/22 20:38	1
N-Propylbenzene	<0.41		1.0	0.41	ug/L			03/24/22 20:38	1
p-Isopropyltoluene	<0.36		1.0	0.36	ug/L			03/24/22 20:38	1
sec-Butylbenzene	<0.40		1.0	0.40	ug/L			03/24/22 20:38	1
Styrene	<0.39		1.0	0.39	ug/L			03/24/22 20:38	1
tert-Butylbenzene	<0.40		1.0	0.40	ug/L			03/24/22 20:38	1
1,1,1,2-Tetrachloroethane	<0.46		1.0	0.46	ug/L			03/24/22 20:38	1
1,1,2,2-Tetrachloroethane	<0.40		1.0	0.40	ug/L			03/24/22 20:38	1
Tetrachloroethene	1.6		1.0	0.37	ug/L			03/24/22 20:38	1
Toluene	<0.15		0.50	0.15	ug/L			03/24/22 20:38	1
trans-1,2-Dichloroethene	<0.35		1.0	0.35	ug/L			03/24/22 20:38	1
trans-1,3-Dichloropropene	<0.36		1.0	0.36	ug/L			03/24/22 20:38	1

Eurofins Chicago

Client Sample Results

Client: TRC Environmental Corporation
 Project/Site: Village of Grafton

Job ID: 500-213937-1

Client Sample ID: P03B

Lab Sample ID: 500-213937-5

Date Collected: 03/16/22 11:04

Matrix: Water

Date Received: 03/19/22 11:15

Method: 8260B - Volatile Organic Compounds (GC/MS) (Continued)

Analyte	Result	Qualifier	RL	MDL	Unit	D	Prepared	Analyzed	Dil Fac
1,2,3-Trichlorobenzene	<0.46		1.0	0.46	ug/L			03/24/22 20:38	1
1,2,4-Trichlorobenzene	<0.34		1.0	0.34	ug/L			03/24/22 20:38	1
1,1,1-Trichloroethane	<0.38		1.0	0.38	ug/L			03/24/22 20:38	1
1,1,2-Trichloroethane	<0.35		1.0	0.35	ug/L			03/24/22 20:38	1
Trichloroethene	17		0.50	0.16	ug/L			03/24/22 20:38	1
Trichlorofluoromethane	<0.43		1.0	0.43	ug/L			03/24/22 20:38	1
1,2,3-Trichloropropane	<0.41		2.0	0.41	ug/L			03/24/22 20:38	1
1,1,2-Trichlorotrifluoroethane	<0.46		1.0	0.46	ug/L			03/24/22 20:38	1
1,2,4-Trimethylbenzene	<0.36		1.0	0.36	ug/L			03/24/22 20:38	1
1,3,5-Trimethylbenzene	<0.25		1.0	0.25	ug/L			03/24/22 20:38	1
Vinyl chloride	<0.20		1.0	0.20	ug/L			03/24/22 20:38	1
Xylenes, Total	<0.22		1.0	0.22	ug/L			03/24/22 20:38	1
Surrogate	%Recovery	Qualifier	Limits				Prepared	Analyzed	Dil Fac
4-Bromofluorobenzene (Surr)	87		72 - 124					03/24/22 20:38	1
Dibromofluoromethane (Surr)	87		75 - 120					03/24/22 20:38	1
1,2-Dichloroethane-d4 (Surr)	86		75 - 126					03/24/22 20:38	1
Toluene-d8 (Surr)	102		75 - 120					03/24/22 20:38	1

Client Sample Results

Client: TRC Environmental Corporation
 Project/Site: Village of Grafton

Job ID: 500-213937-1

Client Sample ID: P04B

Lab Sample ID: 500-213937-6

Date Collected: 03/16/22 09:53

Matrix: Water

Date Received: 03/19/22 11:15

Method: 8260B - Volatile Organic Compounds (GC/MS)

Analyte	Result	Qualifier	RL	MDL	Unit	D	Prepared	Analyzed	Dil Fac
Benzene	<0.15		0.50	0.15	ug/L			03/24/22 21:05	1
Bromobenzene	<0.36		1.0	0.36	ug/L			03/24/22 21:05	1
Bromochloromethane	<0.43		1.0	0.43	ug/L			03/24/22 21:05	1
Bromodichloromethane	<0.37		1.0	0.37	ug/L			03/24/22 21:05	1
Bromoform	<0.48		1.0	0.48	ug/L			03/24/22 21:05	1
Bromomethane	<0.80		3.0	0.80	ug/L			03/24/22 21:05	1
Carbon tetrachloride	<0.38		1.0	0.38	ug/L			03/24/22 21:05	1
Chlorobenzene	<0.39		1.0	0.39	ug/L			03/24/22 21:05	1
Chloroethane	<0.51		1.0	0.51	ug/L			03/24/22 21:05	1
Chloroform	<0.37		2.0	0.37	ug/L			03/24/22 21:05	1
Chloromethane	<0.32		1.0	0.32	ug/L			03/24/22 21:05	1
2-Chlorotoluene	<0.31		1.0	0.31	ug/L			03/24/22 21:05	1
4-Chlorotoluene	<0.35		1.0	0.35	ug/L			03/24/22 21:05	1
cis-1,2-Dichloroethene	<0.41		1.0	0.41	ug/L			03/24/22 21:05	1
cis-1,3-Dichloropropene	<0.42		1.0	0.42	ug/L			03/24/22 21:05	1
Dibromochloromethane	<0.49		1.0	0.49	ug/L			03/24/22 21:05	1
1,2-Dibromo-3-Chloropropane	<2.0		5.0	2.0	ug/L			03/24/22 21:05	1
1,2-Dibromoethane	<0.39		1.0	0.39	ug/L			03/24/22 21:05	1
Dibromomethane	<0.27		1.0	0.27	ug/L			03/24/22 21:05	1
1,2-Dichlorobenzene	<0.33		1.0	0.33	ug/L			03/24/22 21:05	1
1,3-Dichlorobenzene	<0.40		1.0	0.40	ug/L			03/24/22 21:05	1
1,4-Dichlorobenzene	<0.36		1.0	0.36	ug/L			03/24/22 21:05	1
Dichlorodifluoromethane	<0.67		3.0	0.67	ug/L			03/24/22 21:05	1
1,1-Dichloroethane	<0.41		1.0	0.41	ug/L			03/24/22 21:05	1
1,2-Dichloroethane	<0.39		1.0	0.39	ug/L			03/24/22 21:05	1
1,1-Dichloroethene	<0.39		1.0	0.39	ug/L			03/24/22 21:05	1
1,2-Dichloropropane	<0.43		1.0	0.43	ug/L			03/24/22 21:05	1
1,3-Dichloropropane	<0.36		1.0	0.36	ug/L			03/24/22 21:05	1
2,2-Dichloropropane	<0.44		1.0	0.44	ug/L			03/24/22 21:05	1
1,1-Dichloropropene	<0.30		1.0	0.30	ug/L			03/24/22 21:05	1
Ethylbenzene	<0.18		0.50	0.18	ug/L			03/24/22 21:05	1
Hexachlorobutadiene	<0.45		1.0	0.45	ug/L			03/24/22 21:05	1
Isopropylbenzene	<0.39		1.0	0.39	ug/L			03/24/22 21:05	1
Isopropyl ether	<0.28		1.0	0.28	ug/L			03/24/22 21:05	1
Methylene Chloride	<1.6		5.0	1.6	ug/L			03/24/22 21:05	1
Methyl tert-butyl ether	<0.39		1.0	0.39	ug/L			03/24/22 21:05	1
Naphthalene	<0.34		1.0	0.34	ug/L			03/24/22 21:05	1
n-Butylbenzene	<0.39		1.0	0.39	ug/L			03/24/22 21:05	1
N-Propylbenzene	<0.41		1.0	0.41	ug/L			03/24/22 21:05	1
p-Isopropyltoluene	<0.36		1.0	0.36	ug/L			03/24/22 21:05	1
sec-Butylbenzene	<0.40		1.0	0.40	ug/L			03/24/22 21:05	1
Styrene	<0.39		1.0	0.39	ug/L			03/24/22 21:05	1
tert-Butylbenzene	<0.40		1.0	0.40	ug/L			03/24/22 21:05	1
1,1,1,2-Tetrachloroethane	<0.46		1.0	0.46	ug/L			03/24/22 21:05	1
1,1,2,2-Tetrachloroethane	<0.40		1.0	0.40	ug/L			03/24/22 21:05	1
Tetrachloroethene	<0.37		1.0	0.37	ug/L			03/24/22 21:05	1
Toluene	<0.15		0.50	0.15	ug/L			03/24/22 21:05	1
trans-1,2-Dichloroethene	<0.35		1.0	0.35	ug/L			03/24/22 21:05	1
trans-1,3-Dichloropropene	<0.36		1.0	0.36	ug/L			03/24/22 21:05	1

Eurofins Chicago

Client Sample Results

Client: TRC Environmental Corporation
 Project/Site: Village of Grafton

Job ID: 500-213937-1

Client Sample ID: P04B

Lab Sample ID: 500-213937-6

Date Collected: 03/16/22 09:53

Matrix: Water

Date Received: 03/19/22 11:15

Method: 8260B - Volatile Organic Compounds (GC/MS) (Continued)

Analyte	Result	Qualifier	RL	MDL	Unit	D	Prepared	Analyzed	Dil Fac
1,2,3-Trichlorobenzene	<0.46		1.0	0.46	ug/L			03/24/22 21:05	1
1,2,4-Trichlorobenzene	<0.34		1.0	0.34	ug/L			03/24/22 21:05	1
1,1,1-Trichloroethane	<0.38		1.0	0.38	ug/L			03/24/22 21:05	1
1,1,2-Trichloroethane	<0.35		1.0	0.35	ug/L			03/24/22 21:05	1
Trichloroethene	<0.16		0.50	0.16	ug/L			03/24/22 21:05	1
Trichlorofluoromethane	<0.43		1.0	0.43	ug/L			03/24/22 21:05	1
1,2,3-Trichloropropane	<0.41		2.0	0.41	ug/L			03/24/22 21:05	1
1,1,2-Trichlorotrifluoroethane	<0.46		1.0	0.46	ug/L			03/24/22 21:05	1
1,2,4-Trimethylbenzene	<0.36		1.0	0.36	ug/L			03/24/22 21:05	1
1,3,5-Trimethylbenzene	<0.25		1.0	0.25	ug/L			03/24/22 21:05	1
Vinyl chloride	<0.20		1.0	0.20	ug/L			03/24/22 21:05	1
Xylenes, Total	<0.22		1.0	0.22	ug/L			03/24/22 21:05	1

Surrogate	%Recovery	Qualifier	Limits	Prepared	Analyzed	Dil Fac
4-Bromofluorobenzene (Surr)	88		72 - 124		03/24/22 21:05	1
Dibromofluoromethane (Surr)	89		75 - 120		03/24/22 21:05	1
1,2-Dichloroethane-d4 (Surr)	85		75 - 126		03/24/22 21:05	1
Toluene-d8 (Surr)	100		75 - 120		03/24/22 21:05	1

Client Sample Results

Client: TRC Environmental Corporation
 Project/Site: Village of Grafton

Job ID: 500-213937-1

Client Sample ID: P05B

Lab Sample ID: 500-213937-7

Date Collected: 03/17/22 11:13

Matrix: Water

Date Received: 03/19/22 11:15

Method: 8260B - Volatile Organic Compounds (GC/MS)

Analyte	Result	Qualifier	RL	MDL	Unit	D	Prepared	Analyzed	Dil Fac
Benzene	<0.15		0.50	0.15	ug/L			03/28/22 13:17	1
Bromobenzene	<0.36		1.0	0.36	ug/L			03/28/22 13:17	1
Bromochloromethane	<0.43		1.0	0.43	ug/L			03/28/22 13:17	1
Bromodichloromethane	<0.37		1.0	0.37	ug/L			03/28/22 13:17	1
Bromoform	<0.48		1.0	0.48	ug/L			03/28/22 13:17	1
Bromomethane	<0.80		3.0	0.80	ug/L			03/28/22 13:17	1
Carbon tetrachloride	<0.38		1.0	0.38	ug/L			03/28/22 13:17	1
Chlorobenzene	<0.39		1.0	0.39	ug/L			03/28/22 13:17	1
Chloroethane	<0.51	F2	1.0	0.51	ug/L			03/28/22 13:17	1
Chloroform	<0.37		2.0	0.37	ug/L			03/28/22 13:17	1
Chloromethane	<0.32		1.0	0.32	ug/L			03/28/22 13:17	1
2-Chlorotoluene	<0.31		1.0	0.31	ug/L			03/28/22 13:17	1
4-Chlorotoluene	<0.35		1.0	0.35	ug/L			03/28/22 13:17	1
cis-1,2-Dichloroethene	<0.41		1.0	0.41	ug/L			03/28/22 13:17	1
cis-1,3-Dichloropropene	<0.42		1.0	0.42	ug/L			03/28/22 13:17	1
Dibromochloromethane	<0.49		1.0	0.49	ug/L			03/28/22 13:17	1
1,2-Dibromo-3-Chloropropane	<2.0		5.0	2.0	ug/L			03/28/22 13:17	1
1,2-Dibromoethane	<0.39		1.0	0.39	ug/L			03/28/22 13:17	1
Dibromomethane	<0.27		1.0	0.27	ug/L			03/28/22 13:17	1
1,2-Dichlorobenzene	<0.33		1.0	0.33	ug/L			03/28/22 13:17	1
1,3-Dichlorobenzene	<0.40		1.0	0.40	ug/L			03/28/22 13:17	1
1,4-Dichlorobenzene	<0.36		1.0	0.36	ug/L			03/28/22 13:17	1
Dichlorodifluoromethane	<0.67		3.0	0.67	ug/L			03/28/22 13:17	1
1,1-Dichloroethane	<0.41		1.0	0.41	ug/L			03/28/22 13:17	1
1,2-Dichloroethane	<0.39		1.0	0.39	ug/L			03/28/22 13:17	1
1,1-Dichloroethene	<0.39		1.0	0.39	ug/L			03/28/22 13:17	1
1,2-Dichloropropane	<0.43		1.0	0.43	ug/L			03/28/22 13:17	1
1,3-Dichloropropane	<0.36		1.0	0.36	ug/L			03/28/22 13:17	1
2,2-Dichloropropane	<0.44		1.0	0.44	ug/L			03/28/22 13:17	1
1,1-Dichloropropene	<0.30		1.0	0.30	ug/L			03/28/22 13:17	1
Ethylbenzene	<0.18		0.50	0.18	ug/L			03/28/22 13:17	1
Hexachlorobutadiene	<0.45		1.0	0.45	ug/L			03/28/22 13:17	1
Isopropylbenzene	<0.39		1.0	0.39	ug/L			03/28/22 13:17	1
Isopropyl ether	<0.28		1.0	0.28	ug/L			03/28/22 13:17	1
Methylene Chloride	<1.6		5.0	1.6	ug/L			03/28/22 13:17	1
Methyl tert-butyl ether	<0.39		1.0	0.39	ug/L			03/28/22 13:17	1
Naphthalene	<0.34		1.0	0.34	ug/L			03/28/22 13:17	1
n-Butylbenzene	<0.39		1.0	0.39	ug/L			03/28/22 13:17	1
N-Propylbenzene	<0.41		1.0	0.41	ug/L			03/28/22 13:17	1
p-Isopropyltoluene	<0.36		1.0	0.36	ug/L			03/28/22 13:17	1
sec-Butylbenzene	<0.40		1.0	0.40	ug/L			03/28/22 13:17	1
Styrene	<0.39		1.0	0.39	ug/L			03/28/22 13:17	1
tert-Butylbenzene	<0.40		1.0	0.40	ug/L			03/28/22 13:17	1
1,1,1,2-Tetrachloroethane	<0.46		1.0	0.46	ug/L			03/28/22 13:17	1
1,1,2,2-Tetrachloroethane	<0.40		1.0	0.40	ug/L			03/28/22 13:17	1
Tetrachloroethene	<0.37		1.0	0.37	ug/L			03/28/22 13:17	1
Toluene	<0.15		0.50	0.15	ug/L			03/28/22 13:17	1
trans-1,2-Dichloroethene	<0.35		1.0	0.35	ug/L			03/28/22 13:17	1
trans-1,3-Dichloropropene	<0.36		1.0	0.36	ug/L			03/28/22 13:17	1

Eurofins Chicago

Client Sample Results

Client: TRC Environmental Corporation
 Project/Site: Village of Grafton

Job ID: 500-213937-1

Client Sample ID: P05B

Lab Sample ID: 500-213937-7

Date Collected: 03/17/22 11:13

Matrix: Water

Date Received: 03/19/22 11:15

Method: 8260B - Volatile Organic Compounds (GC/MS) (Continued)

Analyte	Result	Qualifier	RL	MDL	Unit	D	Prepared	Analyzed	Dil Fac
1,2,3-Trichlorobenzene	<0.46		1.0	0.46	ug/L			03/28/22 13:17	1
1,2,4-Trichlorobenzene	<0.34		1.0	0.34	ug/L			03/28/22 13:17	1
1,1,1-Trichloroethane	<0.38		1.0	0.38	ug/L			03/28/22 13:17	1
1,1,2-Trichloroethane	<0.35		1.0	0.35	ug/L			03/28/22 13:17	1
Trichloroethene	0.79		0.50	0.16	ug/L			03/28/22 13:17	1
Trichlorofluoromethane	<0.43		1.0	0.43	ug/L			03/28/22 13:17	1
1,2,3-Trichloropropane	<0.41		2.0	0.41	ug/L			03/28/22 13:17	1
1,1,2-Trichlorotrifluoroethane	2.0		1.0	0.46	ug/L			03/28/22 13:17	1
1,2,4-Trimethylbenzene	<0.36		1.0	0.36	ug/L			03/28/22 13:17	1
1,3,5-Trimethylbenzene	<0.25		1.0	0.25	ug/L			03/28/22 13:17	1
Vinyl chloride	<0.20		1.0	0.20	ug/L			03/28/22 13:17	1
Xylenes, Total	<0.22		1.0	0.22	ug/L			03/28/22 13:17	1

Surrogate	%Recovery	Qualifier	Limits	Prepared	Analyzed	Dil Fac
4-Bromofluorobenzene (Surr)	87		72 - 124		03/28/22 13:17	1
Dibromofluoromethane (Surr)	85		75 - 120		03/28/22 13:17	1
1,2-Dichloroethane-d4 (Surr)	81		75 - 126		03/28/22 13:17	1
Toluene-d8 (Surr)	102		75 - 120		03/28/22 13:17	1

Client Sample Results

Client: TRC Environmental Corporation
 Project/Site: Village of Grafton

Job ID: 500-213937-1

Client Sample ID: P06B

Lab Sample ID: 500-213937-8

Date Collected: 03/17/22 11:54

Matrix: Water

Date Received: 03/19/22 11:15

Method: 8260B - Volatile Organic Compounds (GC/MS)

Analyte	Result	Qualifier	RL	MDL	Unit	D	Prepared	Analyzed	Dil Fac
Benzene	<0.15		0.50	0.15	ug/L			03/28/22 13:44	1
Bromobenzene	<0.36		1.0	0.36	ug/L			03/28/22 13:44	1
Bromochloromethane	<0.43		1.0	0.43	ug/L			03/28/22 13:44	1
Bromodichloromethane	<0.37		1.0	0.37	ug/L			03/28/22 13:44	1
Bromoform	<0.48		1.0	0.48	ug/L			03/28/22 13:44	1
Bromomethane	<0.80		3.0	0.80	ug/L			03/28/22 13:44	1
Carbon tetrachloride	<0.38		1.0	0.38	ug/L			03/28/22 13:44	1
Chlorobenzene	<0.39		1.0	0.39	ug/L			03/28/22 13:44	1
Chloroethane	<0.51		1.0	0.51	ug/L			03/28/22 13:44	1
Chloroform	<0.37		2.0	0.37	ug/L			03/28/22 13:44	1
Chloromethane	<0.32		1.0	0.32	ug/L			03/28/22 13:44	1
2-Chlorotoluene	<0.31		1.0	0.31	ug/L			03/28/22 13:44	1
4-Chlorotoluene	<0.35		1.0	0.35	ug/L			03/28/22 13:44	1
cis-1,2-Dichloroethene	<0.41		1.0	0.41	ug/L			03/28/22 13:44	1
cis-1,3-Dichloropropene	<0.42		1.0	0.42	ug/L			03/28/22 13:44	1
Dibromochloromethane	<0.49		1.0	0.49	ug/L			03/28/22 13:44	1
1,2-Dibromo-3-Chloropropane	<2.0		5.0	2.0	ug/L			03/28/22 13:44	1
1,2-Dibromoethane	<0.39		1.0	0.39	ug/L			03/28/22 13:44	1
Dibromomethane	<0.27		1.0	0.27	ug/L			03/28/22 13:44	1
1,2-Dichlorobenzene	<0.33		1.0	0.33	ug/L			03/28/22 13:44	1
1,3-Dichlorobenzene	<0.40		1.0	0.40	ug/L			03/28/22 13:44	1
1,4-Dichlorobenzene	<0.36		1.0	0.36	ug/L			03/28/22 13:44	1
Dichlorodifluoromethane	<0.67		3.0	0.67	ug/L			03/28/22 13:44	1
1,1-Dichloroethane	<0.41		1.0	0.41	ug/L			03/28/22 13:44	1
1,2-Dichloroethane	<0.39		1.0	0.39	ug/L			03/28/22 13:44	1
1,1-Dichloroethene	<0.39		1.0	0.39	ug/L			03/28/22 13:44	1
1,2-Dichloropropane	<0.43		1.0	0.43	ug/L			03/28/22 13:44	1
1,3-Dichloropropane	<0.36		1.0	0.36	ug/L			03/28/22 13:44	1
2,2-Dichloropropane	<0.44		1.0	0.44	ug/L			03/28/22 13:44	1
1,1-Dichloropropene	<0.30		1.0	0.30	ug/L			03/28/22 13:44	1
Ethylbenzene	<0.18		0.50	0.18	ug/L			03/28/22 13:44	1
Hexachlorobutadiene	<0.45		1.0	0.45	ug/L			03/28/22 13:44	1
Isopropylbenzene	<0.39		1.0	0.39	ug/L			03/28/22 13:44	1
Isopropyl ether	<0.28		1.0	0.28	ug/L			03/28/22 13:44	1
Methylene Chloride	<1.6		5.0	1.6	ug/L			03/28/22 13:44	1
Methyl tert-butyl ether	<0.39		1.0	0.39	ug/L			03/28/22 13:44	1
Naphthalene	<0.34		1.0	0.34	ug/L			03/28/22 13:44	1
n-Butylbenzene	<0.39		1.0	0.39	ug/L			03/28/22 13:44	1
N-Propylbenzene	<0.41		1.0	0.41	ug/L			03/28/22 13:44	1
p-Isopropyltoluene	<0.36		1.0	0.36	ug/L			03/28/22 13:44	1
sec-Butylbenzene	<0.40		1.0	0.40	ug/L			03/28/22 13:44	1
Styrene	<0.39		1.0	0.39	ug/L			03/28/22 13:44	1
tert-Butylbenzene	<0.40		1.0	0.40	ug/L			03/28/22 13:44	1
1,1,1,2-Tetrachloroethane	<0.46		1.0	0.46	ug/L			03/28/22 13:44	1
1,1,2,2-Tetrachloroethane	<0.40		1.0	0.40	ug/L			03/28/22 13:44	1
Tetrachloroethene	<0.37		1.0	0.37	ug/L			03/28/22 13:44	1
Toluene	<0.15		0.50	0.15	ug/L			03/28/22 13:44	1
trans-1,2-Dichloroethene	<0.35		1.0	0.35	ug/L			03/28/22 13:44	1
trans-1,3-Dichloropropene	<0.36		1.0	0.36	ug/L			03/28/22 13:44	1

Eurofins Chicago

Client Sample Results

Client: TRC Environmental Corporation
 Project/Site: Village of Grafton

Job ID: 500-213937-1

Client Sample ID: P06B

Lab Sample ID: 500-213937-8

Date Collected: 03/17/22 11:54

Matrix: Water

Date Received: 03/19/22 11:15

Method: 8260B - Volatile Organic Compounds (GC/MS) (Continued)

Analyte	Result	Qualifier	RL	MDL	Unit	D	Prepared	Analyzed	Dil Fac
1,2,3-Trichlorobenzene	<0.46		1.0	0.46	ug/L			03/28/22 13:44	1
1,2,4-Trichlorobenzene	<0.34		1.0	0.34	ug/L			03/28/22 13:44	1
1,1,1-Trichloroethane	<0.38		1.0	0.38	ug/L			03/28/22 13:44	1
1,1,2-Trichloroethane	<0.35		1.0	0.35	ug/L			03/28/22 13:44	1
Trichloroethene	<0.16		0.50	0.16	ug/L			03/28/22 13:44	1
Trichlorofluoromethane	<0.43		1.0	0.43	ug/L			03/28/22 13:44	1
1,2,3-Trichloropropane	<0.41		2.0	0.41	ug/L			03/28/22 13:44	1
1,1,2-Trichlorotrifluoroethane	<0.46		1.0	0.46	ug/L			03/28/22 13:44	1
1,2,4-Trimethylbenzene	<0.36		1.0	0.36	ug/L			03/28/22 13:44	1
1,3,5-Trimethylbenzene	<0.25		1.0	0.25	ug/L			03/28/22 13:44	1
Vinyl chloride	<0.20		1.0	0.20	ug/L			03/28/22 13:44	1
Xylenes, Total	<0.22		1.0	0.22	ug/L			03/28/22 13:44	1
Surrogate	%Recovery	Qualifier	Limits				Prepared	Analyzed	Dil Fac
4-Bromofluorobenzene (Surr)	88		72 - 124					03/28/22 13:44	1
Dibromofluoromethane (Surr)	85		75 - 120					03/28/22 13:44	1
1,2-Dichloroethane-d4 (Surr)	81		75 - 126					03/28/22 13:44	1
Toluene-d8 (Surr)	101		75 - 120					03/28/22 13:44	1

Client Sample Results

Client: TRC Environmental Corporation
 Project/Site: Village of Grafton

Job ID: 500-213937-1

Client Sample ID: P07B

Lab Sample ID: 500-213937-9

Date Collected: 03/17/22 09:31

Matrix: Water

Date Received: 03/19/22 11:15

Method: 8260B - Volatile Organic Compounds (GC/MS)

Analyte	Result	Qualifier	RL	MDL	Unit	D	Prepared	Analyzed	Dil Fac
Benzene	<0.15		0.50	0.15	ug/L			03/28/22 14:11	1
Bromobenzene	<0.36		1.0	0.36	ug/L			03/28/22 14:11	1
Bromochloromethane	<0.43		1.0	0.43	ug/L			03/28/22 14:11	1
Bromodichloromethane	<0.37		1.0	0.37	ug/L			03/28/22 14:11	1
Bromoform	<0.48		1.0	0.48	ug/L			03/28/22 14:11	1
Bromomethane	<0.80		3.0	0.80	ug/L			03/28/22 14:11	1
Carbon tetrachloride	<0.38		1.0	0.38	ug/L			03/28/22 14:11	1
Chlorobenzene	<0.39		1.0	0.39	ug/L			03/28/22 14:11	1
Chloroethane	<0.51		1.0	0.51	ug/L			03/28/22 14:11	1
Chloroform	<0.37		2.0	0.37	ug/L			03/28/22 14:11	1
Chloromethane	<0.32		1.0	0.32	ug/L			03/28/22 14:11	1
2-Chlorotoluene	<0.31		1.0	0.31	ug/L			03/28/22 14:11	1
4-Chlorotoluene	<0.35		1.0	0.35	ug/L			03/28/22 14:11	1
cis-1,2-Dichloroethene	<0.41		1.0	0.41	ug/L			03/28/22 14:11	1
cis-1,3-Dichloropropene	<0.42		1.0	0.42	ug/L			03/28/22 14:11	1
Dibromochloromethane	<0.49		1.0	0.49	ug/L			03/28/22 14:11	1
1,2-Dibromo-3-Chloropropane	<2.0		5.0	2.0	ug/L			03/28/22 14:11	1
1,2-Dibromoethane	<0.39		1.0	0.39	ug/L			03/28/22 14:11	1
Dibromomethane	<0.27		1.0	0.27	ug/L			03/28/22 14:11	1
1,2-Dichlorobenzene	<0.33		1.0	0.33	ug/L			03/28/22 14:11	1
1,3-Dichlorobenzene	<0.40		1.0	0.40	ug/L			03/28/22 14:11	1
1,4-Dichlorobenzene	<0.36		1.0	0.36	ug/L			03/28/22 14:11	1
Dichlorodifluoromethane	<0.67		3.0	0.67	ug/L			03/28/22 14:11	1
1,1-Dichloroethane	<0.41		1.0	0.41	ug/L			03/28/22 14:11	1
1,2-Dichloroethane	<0.39		1.0	0.39	ug/L			03/28/22 14:11	1
1,1-Dichloroethene	<0.39		1.0	0.39	ug/L			03/28/22 14:11	1
1,2-Dichloropropane	<0.43		1.0	0.43	ug/L			03/28/22 14:11	1
1,3-Dichloropropane	<0.36		1.0	0.36	ug/L			03/28/22 14:11	1
2,2-Dichloropropane	<0.44		1.0	0.44	ug/L			03/28/22 14:11	1
1,1-Dichloropropene	<0.30		1.0	0.30	ug/L			03/28/22 14:11	1
Ethylbenzene	<0.18		0.50	0.18	ug/L			03/28/22 14:11	1
Hexachlorobutadiene	<0.45		1.0	0.45	ug/L			03/28/22 14:11	1
Isopropylbenzene	<0.39		1.0	0.39	ug/L			03/28/22 14:11	1
Isopropyl ether	<0.28		1.0	0.28	ug/L			03/28/22 14:11	1
Methylene Chloride	<1.6		5.0	1.6	ug/L			03/28/22 14:11	1
Methyl tert-butyl ether	<0.39		1.0	0.39	ug/L			03/28/22 14:11	1
Naphthalene	<0.34		1.0	0.34	ug/L			03/28/22 14:11	1
n-Butylbenzene	<0.39		1.0	0.39	ug/L			03/28/22 14:11	1
N-Propylbenzene	<0.41		1.0	0.41	ug/L			03/28/22 14:11	1
p-Isopropyltoluene	<0.36		1.0	0.36	ug/L			03/28/22 14:11	1
sec-Butylbenzene	<0.40		1.0	0.40	ug/L			03/28/22 14:11	1
Styrene	<0.39		1.0	0.39	ug/L			03/28/22 14:11	1
tert-Butylbenzene	<0.40		1.0	0.40	ug/L			03/28/22 14:11	1
1,1,1,2-Tetrachloroethane	<0.46		1.0	0.46	ug/L			03/28/22 14:11	1
1,1,2,2-Tetrachloroethane	<0.40		1.0	0.40	ug/L			03/28/22 14:11	1
Tetrachloroethene	<0.37		1.0	0.37	ug/L			03/28/22 14:11	1
Toluene	<0.15		0.50	0.15	ug/L			03/28/22 14:11	1
trans-1,2-Dichloroethene	<0.35		1.0	0.35	ug/L			03/28/22 14:11	1
trans-1,3-Dichloropropene	<0.36		1.0	0.36	ug/L			03/28/22 14:11	1

Euofins Chicago

Client Sample Results

Client: TRC Environmental Corporation
 Project/Site: Village of Grafton

Job ID: 500-213937-1

Client Sample ID: P07B

Lab Sample ID: 500-213937-9

Date Collected: 03/17/22 09:31

Matrix: Water

Date Received: 03/19/22 11:15

Method: 8260B - Volatile Organic Compounds (GC/MS) (Continued)

Analyte	Result	Qualifier	RL	MDL	Unit	D	Prepared	Analyzed	Dil Fac
1,2,3-Trichlorobenzene	<0.46		1.0	0.46	ug/L			03/28/22 14:11	1
1,2,4-Trichlorobenzene	<0.34		1.0	0.34	ug/L			03/28/22 14:11	1
1,1,1-Trichloroethane	<0.38		1.0	0.38	ug/L			03/28/22 14:11	1
1,1,2-Trichloroethane	<0.35		1.0	0.35	ug/L			03/28/22 14:11	1
Trichloroethene	0.31	J	0.50	0.16	ug/L			03/28/22 14:11	1
Trichlorofluoromethane	<0.43		1.0	0.43	ug/L			03/28/22 14:11	1
1,2,3-Trichloropropane	<0.41		2.0	0.41	ug/L			03/28/22 14:11	1
1,1,2-Trichlorotrifluoroethane	<0.46		1.0	0.46	ug/L			03/28/22 14:11	1
1,2,4-Trimethylbenzene	<0.36		1.0	0.36	ug/L			03/28/22 14:11	1
1,3,5-Trimethylbenzene	<0.25		1.0	0.25	ug/L			03/28/22 14:11	1
Vinyl chloride	<0.20		1.0	0.20	ug/L			03/28/22 14:11	1
Xylenes, Total	<0.22		1.0	0.22	ug/L			03/28/22 14:11	1
Surrogate	%Recovery	Qualifier	Limits				Prepared	Analyzed	Dil Fac
4-Bromofluorobenzene (Surr)	88		72 - 124					03/28/22 14:11	1
Dibromofluoromethane (Surr)	84		75 - 120					03/28/22 14:11	1
1,2-Dichloroethane-d4 (Surr)	80		75 - 126					03/28/22 14:11	1
Toluene-d8 (Surr)	101		75 - 120					03/28/22 14:11	1

Client Sample Results

Client: TRC Environmental Corporation
Project/Site: Village of Grafton

Job ID: 500-213937-1

Client Sample ID: P08B

Lab Sample ID: 500-213937-10

Date Collected: 03/16/22 13:56

Matrix: Water

Date Received: 03/19/22 11:15

Method: 8260B - Volatile Organic Compounds (GC/MS)

Analyte	Result	Qualifier	RL	MDL	Unit	D	Prepared	Analyzed	Dil Fac
Benzene	<0.15		0.50	0.15	ug/L			03/28/22 14:40	1
Bromobenzene	<0.36		1.0	0.36	ug/L			03/28/22 14:40	1
Bromochloromethane	<0.43		1.0	0.43	ug/L			03/28/22 14:40	1
Bromodichloromethane	<0.37		1.0	0.37	ug/L			03/28/22 14:40	1
Bromoform	<0.48		1.0	0.48	ug/L			03/28/22 14:40	1
Bromomethane	<0.80		3.0	0.80	ug/L			03/28/22 14:40	1
Carbon tetrachloride	<0.38		1.0	0.38	ug/L			03/28/22 14:40	1
Chlorobenzene	<0.39		1.0	0.39	ug/L			03/28/22 14:40	1
Chloroethane	<0.51		1.0	0.51	ug/L			03/28/22 14:40	1
Chloroform	<0.37		2.0	0.37	ug/L			03/28/22 14:40	1
Chloromethane	<0.32		1.0	0.32	ug/L			03/28/22 14:40	1
2-Chlorotoluene	<0.31		1.0	0.31	ug/L			03/28/22 14:40	1
4-Chlorotoluene	<0.35		1.0	0.35	ug/L			03/28/22 14:40	1
cis-1,2-Dichloroethene	33		1.0	0.41	ug/L			03/28/22 14:40	1
cis-1,3-Dichloropropene	<0.42		1.0	0.42	ug/L			03/28/22 14:40	1
Dibromochloromethane	<0.49		1.0	0.49	ug/L			03/28/22 14:40	1
1,2-Dibromo-3-Chloropropane	<2.0		5.0	2.0	ug/L			03/28/22 14:40	1
1,2-Dibromoethane	<0.39		1.0	0.39	ug/L			03/28/22 14:40	1
Dibromomethane	<0.27		1.0	0.27	ug/L			03/28/22 14:40	1
1,2-Dichlorobenzene	<0.33		1.0	0.33	ug/L			03/28/22 14:40	1
1,3-Dichlorobenzene	<0.40		1.0	0.40	ug/L			03/28/22 14:40	1
1,4-Dichlorobenzene	<0.36		1.0	0.36	ug/L			03/28/22 14:40	1
Dichlorodifluoromethane	<0.67		3.0	0.67	ug/L			03/28/22 14:40	1
1,1-Dichloroethane	3.3		1.0	0.41	ug/L			03/28/22 14:40	1
1,2-Dichloroethane	<0.39		1.0	0.39	ug/L			03/28/22 14:40	1
1,1-Dichloroethene	1.1		1.0	0.39	ug/L			03/28/22 14:40	1
1,2-Dichloropropane	<0.43		1.0	0.43	ug/L			03/28/22 14:40	1
1,3-Dichloropropane	<0.36		1.0	0.36	ug/L			03/28/22 14:40	1
2,2-Dichloropropane	<0.44		1.0	0.44	ug/L			03/28/22 14:40	1
1,1-Dichloropropene	<0.30		1.0	0.30	ug/L			03/28/22 14:40	1
Ethylbenzene	<0.18		0.50	0.18	ug/L			03/28/22 14:40	1
Hexachlorobutadiene	<0.45		1.0	0.45	ug/L			03/28/22 14:40	1
Isopropylbenzene	<0.39		1.0	0.39	ug/L			03/28/22 14:40	1
Isopropyl ether	<0.28		1.0	0.28	ug/L			03/28/22 14:40	1
Methylene Chloride	<1.6		5.0	1.6	ug/L			03/28/22 14:40	1
Methyl tert-butyl ether	<0.39		1.0	0.39	ug/L			03/28/22 14:40	1
Naphthalene	<0.34		1.0	0.34	ug/L			03/28/22 14:40	1
n-Butylbenzene	<0.39		1.0	0.39	ug/L			03/28/22 14:40	1
N-Propylbenzene	<0.41		1.0	0.41	ug/L			03/28/22 14:40	1
p-Isopropyltoluene	<0.36		1.0	0.36	ug/L			03/28/22 14:40	1
sec-Butylbenzene	<0.40		1.0	0.40	ug/L			03/28/22 14:40	1
Styrene	<0.39		1.0	0.39	ug/L			03/28/22 14:40	1
tert-Butylbenzene	<0.40		1.0	0.40	ug/L			03/28/22 14:40	1
1,1,1,2-Tetrachloroethane	<0.46		1.0	0.46	ug/L			03/28/22 14:40	1
1,1,2,2-Tetrachloroethane	<0.40		1.0	0.40	ug/L			03/28/22 14:40	1
Tetrachloroethene	<0.37		1.0	0.37	ug/L			03/28/22 14:40	1
Toluene	<0.15		0.50	0.15	ug/L			03/28/22 14:40	1
trans-1,2-Dichloroethene	0.37 J		1.0	0.35	ug/L			03/28/22 14:40	1
trans-1,3-Dichloropropene	<0.36		1.0	0.36	ug/L			03/28/22 14:40	1

Eurofins Chicago

Client Sample Results

Client: TRC Environmental Corporation
 Project/Site: Village of Grafton

Job ID: 500-213937-1

Client Sample ID: P08B

Lab Sample ID: 500-213937-10

Date Collected: 03/16/22 13:56

Matrix: Water

Date Received: 03/19/22 11:15

Method: 8260B - Volatile Organic Compounds (GC/MS) (Continued)

Analyte	Result	Qualifier	RL	MDL	Unit	D	Prepared	Analyzed	Dil Fac
1,2,3-Trichlorobenzene	<0.46		1.0	0.46	ug/L			03/28/22 14:40	1
1,2,4-Trichlorobenzene	<0.34		1.0	0.34	ug/L			03/28/22 14:40	1
1,1,1-Trichloroethane	0.54	J	1.0	0.38	ug/L			03/28/22 14:40	1
1,1,2-Trichloroethane	<0.35		1.0	0.35	ug/L			03/28/22 14:40	1
Trichloroethene	100		0.50	0.16	ug/L			03/28/22 14:40	1
Trichlorofluoromethane	<0.43		1.0	0.43	ug/L			03/28/22 14:40	1
1,2,3-Trichloropropane	<0.41		2.0	0.41	ug/L			03/28/22 14:40	1
1,1,2-Trichlorotrifluoroethane	<0.46		1.0	0.46	ug/L			03/28/22 14:40	1
1,2,4-Trimethylbenzene	<0.36		1.0	0.36	ug/L			03/28/22 14:40	1
1,3,5-Trimethylbenzene	<0.25		1.0	0.25	ug/L			03/28/22 14:40	1
Vinyl chloride	1.3		1.0	0.20	ug/L			03/28/22 14:40	1
Xylenes, Total	<0.22		1.0	0.22	ug/L			03/28/22 14:40	1

Surrogate	%Recovery	Qualifier	Limits	Prepared	Analyzed	Dil Fac
4-Bromofluorobenzene (Surr)	87		72 - 124		03/28/22 14:40	1
Dibromofluoromethane (Surr)	84		75 - 120		03/28/22 14:40	1
1,2-Dichloroethane-d4 (Surr)	82		75 - 126		03/28/22 14:40	1
Toluene-d8 (Surr)	102		75 - 120		03/28/22 14:40	1

Client Sample Results

Client: TRC Environmental Corporation
 Project/Site: Village of Grafton

Job ID: 500-213937-1

Client Sample ID: P09B

Lab Sample ID: 500-213937-11

Date Collected: 03/17/22 10:20

Matrix: Water

Date Received: 03/19/22 11:15

Method: 8260B - Volatile Organic Compounds (GC/MS)

Analyte	Result	Qualifier	RL	MDL	Unit	D	Prepared	Analyzed	Dil Fac
Benzene	<0.15		0.50	0.15	ug/L			03/28/22 15:06	1
Bromobenzene	<0.36		1.0	0.36	ug/L			03/28/22 15:06	1
Bromochloromethane	<0.43		1.0	0.43	ug/L			03/28/22 15:06	1
Bromodichloromethane	<0.37		1.0	0.37	ug/L			03/28/22 15:06	1
Bromoform	<0.48		1.0	0.48	ug/L			03/28/22 15:06	1
Bromomethane	<0.80		3.0	0.80	ug/L			03/28/22 15:06	1
Carbon tetrachloride	<0.38		1.0	0.38	ug/L			03/28/22 15:06	1
Chlorobenzene	<0.39		1.0	0.39	ug/L			03/28/22 15:06	1
Chloroethane	<0.51		1.0	0.51	ug/L			03/28/22 15:06	1
Chloroform	<0.37		2.0	0.37	ug/L			03/28/22 15:06	1
Chloromethane	<0.32		1.0	0.32	ug/L			03/28/22 15:06	1
2-Chlorotoluene	<0.31		1.0	0.31	ug/L			03/28/22 15:06	1
4-Chlorotoluene	<0.35		1.0	0.35	ug/L			03/28/22 15:06	1
cis-1,2-Dichloroethene	<0.41		1.0	0.41	ug/L			03/28/22 15:06	1
cis-1,3-Dichloropropene	<0.42		1.0	0.42	ug/L			03/28/22 15:06	1
Dibromochloromethane	<0.49		1.0	0.49	ug/L			03/28/22 15:06	1
1,2-Dibromo-3-Chloropropane	<2.0		5.0	2.0	ug/L			03/28/22 15:06	1
1,2-Dibromoethane	<0.39		1.0	0.39	ug/L			03/28/22 15:06	1
Dibromomethane	<0.27		1.0	0.27	ug/L			03/28/22 15:06	1
1,2-Dichlorobenzene	<0.33		1.0	0.33	ug/L			03/28/22 15:06	1
1,3-Dichlorobenzene	<0.40		1.0	0.40	ug/L			03/28/22 15:06	1
1,4-Dichlorobenzene	<0.36		1.0	0.36	ug/L			03/28/22 15:06	1
Dichlorodifluoromethane	<0.67		3.0	0.67	ug/L			03/28/22 15:06	1
1,1-Dichloroethane	<0.41		1.0	0.41	ug/L			03/28/22 15:06	1
1,2-Dichloroethane	<0.39		1.0	0.39	ug/L			03/28/22 15:06	1
1,1-Dichloroethene	<0.39		1.0	0.39	ug/L			03/28/22 15:06	1
1,2-Dichloropropane	<0.43		1.0	0.43	ug/L			03/28/22 15:06	1
1,3-Dichloropropane	<0.36		1.0	0.36	ug/L			03/28/22 15:06	1
2,2-Dichloropropane	<0.44		1.0	0.44	ug/L			03/28/22 15:06	1
1,1-Dichloropropene	<0.30		1.0	0.30	ug/L			03/28/22 15:06	1
Ethylbenzene	<0.18		0.50	0.18	ug/L			03/28/22 15:06	1
Hexachlorobutadiene	<0.45		1.0	0.45	ug/L			03/28/22 15:06	1
Isopropylbenzene	<0.39		1.0	0.39	ug/L			03/28/22 15:06	1
Isopropyl ether	<0.28		1.0	0.28	ug/L			03/28/22 15:06	1
Methylene Chloride	<1.6		5.0	1.6	ug/L			03/28/22 15:06	1
Methyl tert-butyl ether	<0.39		1.0	0.39	ug/L			03/28/22 15:06	1
Naphthalene	<0.34		1.0	0.34	ug/L			03/28/22 15:06	1
n-Butylbenzene	<0.39		1.0	0.39	ug/L			03/28/22 15:06	1
N-Propylbenzene	<0.41		1.0	0.41	ug/L			03/28/22 15:06	1
p-Isopropyltoluene	<0.36		1.0	0.36	ug/L			03/28/22 15:06	1
sec-Butylbenzene	<0.40		1.0	0.40	ug/L			03/28/22 15:06	1
Styrene	<0.39		1.0	0.39	ug/L			03/28/22 15:06	1
tert-Butylbenzene	<0.40		1.0	0.40	ug/L			03/28/22 15:06	1
1,1,1,2-Tetrachloroethane	<0.46		1.0	0.46	ug/L			03/28/22 15:06	1
1,1,2,2-Tetrachloroethane	<0.40		1.0	0.40	ug/L			03/28/22 15:06	1
Tetrachloroethene	<0.37		1.0	0.37	ug/L			03/28/22 15:06	1
Toluene	<0.15		0.50	0.15	ug/L			03/28/22 15:06	1
trans-1,2-Dichloroethene	<0.35		1.0	0.35	ug/L			03/28/22 15:06	1
trans-1,3-Dichloropropene	<0.36		1.0	0.36	ug/L			03/28/22 15:06	1

Eurofins Chicago

Client Sample Results

Client: TRC Environmental Corporation
 Project/Site: Village of Grafton

Job ID: 500-213937-1

Client Sample ID: P09B

Lab Sample ID: 500-213937-11

Date Collected: 03/17/22 10:20

Matrix: Water

Date Received: 03/19/22 11:15

Method: 8260B - Volatile Organic Compounds (GC/MS) (Continued)

Analyte	Result	Qualifier	RL	MDL	Unit	D	Prepared	Analyzed	Dil Fac
1,2,3-Trichlorobenzene	<0.46		1.0	0.46	ug/L			03/28/22 15:06	1
1,2,4-Trichlorobenzene	<0.34		1.0	0.34	ug/L			03/28/22 15:06	1
1,1,1-Trichloroethane	<0.38		1.0	0.38	ug/L			03/28/22 15:06	1
1,1,2-Trichloroethane	<0.35		1.0	0.35	ug/L			03/28/22 15:06	1
Trichloroethene	9.3		0.50	0.16	ug/L			03/28/22 15:06	1
Trichlorofluoromethane	<0.43		1.0	0.43	ug/L			03/28/22 15:06	1
1,2,3-Trichloropropane	<0.41		2.0	0.41	ug/L			03/28/22 15:06	1
1,1,2-Trichlorotrifluoroethane	44		1.0	0.46	ug/L			03/28/22 15:06	1
1,2,4-Trimethylbenzene	<0.36		1.0	0.36	ug/L			03/28/22 15:06	1
1,3,5-Trimethylbenzene	<0.25		1.0	0.25	ug/L			03/28/22 15:06	1
Vinyl chloride	<0.20		1.0	0.20	ug/L			03/28/22 15:06	1
Xylenes, Total	<0.22		1.0	0.22	ug/L			03/28/22 15:06	1

Surrogate	%Recovery	Qualifier	Limits	Prepared	Analyzed	Dil Fac
4-Bromofluorobenzene (Surr)	89		72 - 124		03/28/22 15:06	1
Dibromofluoromethane (Surr)	85		75 - 120		03/28/22 15:06	1
1,2-Dichloroethane-d4 (Surr)	82		75 - 126		03/28/22 15:06	1
Toluene-d8 (Surr)	100		75 - 120		03/28/22 15:06	1

Client Sample Results

Client: TRC Environmental Corporation
 Project/Site: Village of Grafton

Job ID: 500-213937-1

Client Sample ID: P10B

Lab Sample ID: 500-213937-12

Date Collected: 03/17/22 08:16

Matrix: Water

Date Received: 03/19/22 11:15

Method: 8260B - Volatile Organic Compounds (GC/MS)

Analyte	Result	Qualifier	RL	MDL	Unit	D	Prepared	Analyzed	Dil Fac
Benzene	<0.15		0.50	0.15	ug/L			03/28/22 15:33	1
Bromobenzene	<0.36		1.0	0.36	ug/L			03/28/22 15:33	1
Bromochloromethane	<0.43		1.0	0.43	ug/L			03/28/22 15:33	1
Bromodichloromethane	<0.37		1.0	0.37	ug/L			03/28/22 15:33	1
Bromoform	<0.48		1.0	0.48	ug/L			03/28/22 15:33	1
Bromomethane	<0.80		3.0	0.80	ug/L			03/28/22 15:33	1
Carbon tetrachloride	<0.38		1.0	0.38	ug/L			03/28/22 15:33	1
Chlorobenzene	<0.39		1.0	0.39	ug/L			03/28/22 15:33	1
Chloroethane	<0.51		1.0	0.51	ug/L			03/28/22 15:33	1
Chloroform	0.53	J	2.0	0.37	ug/L			03/28/22 15:33	1
Chloromethane	<0.32		1.0	0.32	ug/L			03/28/22 15:33	1
2-Chlorotoluene	<0.31		1.0	0.31	ug/L			03/28/22 15:33	1
4-Chlorotoluene	<0.35		1.0	0.35	ug/L			03/28/22 15:33	1
cis-1,2-Dichloroethene	<0.41		1.0	0.41	ug/L			03/28/22 15:33	1
cis-1,3-Dichloropropene	<0.42		1.0	0.42	ug/L			03/28/22 15:33	1
Dibromochloromethane	<0.49		1.0	0.49	ug/L			03/28/22 15:33	1
1,2-Dibromo-3-Chloropropane	<2.0		5.0	2.0	ug/L			03/28/22 15:33	1
1,2-Dibromoethane	<0.39		1.0	0.39	ug/L			03/28/22 15:33	1
Dibromomethane	<0.27		1.0	0.27	ug/L			03/28/22 15:33	1
1,2-Dichlorobenzene	<0.33		1.0	0.33	ug/L			03/28/22 15:33	1
1,3-Dichlorobenzene	<0.40		1.0	0.40	ug/L			03/28/22 15:33	1
1,4-Dichlorobenzene	<0.36		1.0	0.36	ug/L			03/28/22 15:33	1
Dichlorodifluoromethane	<0.67		3.0	0.67	ug/L			03/28/22 15:33	1
1,1-Dichloroethane	<0.41		1.0	0.41	ug/L			03/28/22 15:33	1
1,2-Dichloroethane	<0.39		1.0	0.39	ug/L			03/28/22 15:33	1
1,1-Dichloroethene	<0.39		1.0	0.39	ug/L			03/28/22 15:33	1
1,2-Dichloropropane	<0.43		1.0	0.43	ug/L			03/28/22 15:33	1
1,3-Dichloropropane	<0.36		1.0	0.36	ug/L			03/28/22 15:33	1
2,2-Dichloropropane	<0.44		1.0	0.44	ug/L			03/28/22 15:33	1
1,1-Dichloropropene	<0.30		1.0	0.30	ug/L			03/28/22 15:33	1
Ethylbenzene	<0.18		0.50	0.18	ug/L			03/28/22 15:33	1
Hexachlorobutadiene	<0.45		1.0	0.45	ug/L			03/28/22 15:33	1
Isopropylbenzene	<0.39		1.0	0.39	ug/L			03/28/22 15:33	1
Isopropyl ether	<0.28		1.0	0.28	ug/L			03/28/22 15:33	1
Methylene Chloride	<1.6		5.0	1.6	ug/L			03/28/22 15:33	1
Methyl tert-butyl ether	<0.39		1.0	0.39	ug/L			03/28/22 15:33	1
Naphthalene	<0.34		1.0	0.34	ug/L			03/28/22 15:33	1
n-Butylbenzene	<0.39		1.0	0.39	ug/L			03/28/22 15:33	1
N-Propylbenzene	<0.41		1.0	0.41	ug/L			03/28/22 15:33	1
p-Isopropyltoluene	<0.36		1.0	0.36	ug/L			03/28/22 15:33	1
sec-Butylbenzene	<0.40		1.0	0.40	ug/L			03/28/22 15:33	1
Styrene	<0.39		1.0	0.39	ug/L			03/28/22 15:33	1
tert-Butylbenzene	<0.40		1.0	0.40	ug/L			03/28/22 15:33	1
1,1,1,2-Tetrachloroethane	<0.46		1.0	0.46	ug/L			03/28/22 15:33	1
1,1,2,2-Tetrachloroethane	<0.40		1.0	0.40	ug/L			03/28/22 15:33	1
Tetrachloroethene	0.44	J	1.0	0.37	ug/L			03/28/22 15:33	1
Toluene	<0.15		0.50	0.15	ug/L			03/28/22 15:33	1
trans-1,2-Dichloroethene	<0.35		1.0	0.35	ug/L			03/28/22 15:33	1
trans-1,3-Dichloropropene	<0.36		1.0	0.36	ug/L			03/28/22 15:33	1

Eurofins Chicago

Client Sample Results

Client: TRC Environmental Corporation
 Project/Site: Village of Grafton

Job ID: 500-213937-1

Client Sample ID: P10B

Lab Sample ID: 500-213937-12

Date Collected: 03/17/22 08:16

Matrix: Water

Date Received: 03/19/22 11:15

Method: 8260B - Volatile Organic Compounds (GC/MS) (Continued)

Analyte	Result	Qualifier	RL	MDL	Unit	D	Prepared	Analyzed	Dil Fac
1,2,3-Trichlorobenzene	<0.46		1.0	0.46	ug/L			03/28/22 15:33	1
1,2,4-Trichlorobenzene	<0.34		1.0	0.34	ug/L			03/28/22 15:33	1
1,1,1-Trichloroethane	<0.38		1.0	0.38	ug/L			03/28/22 15:33	1
1,1,2-Trichloroethane	<0.35		1.0	0.35	ug/L			03/28/22 15:33	1
Trichloroethene	1.7		0.50	0.16	ug/L			03/28/22 15:33	1
Trichlorofluoromethane	<0.43		1.0	0.43	ug/L			03/28/22 15:33	1
1,2,3-Trichloropropane	<0.41		2.0	0.41	ug/L			03/28/22 15:33	1
1,1,2-Trichlorotrifluoroethane	28		1.0	0.46	ug/L			03/28/22 15:33	1
1,2,4-Trimethylbenzene	<0.36		1.0	0.36	ug/L			03/28/22 15:33	1
1,3,5-Trimethylbenzene	<0.25		1.0	0.25	ug/L			03/28/22 15:33	1
Vinyl chloride	<0.20		1.0	0.20	ug/L			03/28/22 15:33	1
Xylenes, Total	<0.22		1.0	0.22	ug/L			03/28/22 15:33	1

Surrogate	%Recovery	Qualifier	Limits	Prepared	Analyzed	Dil Fac
4-Bromofluorobenzene (Surr)	87		72 - 124		03/28/22 15:33	1
Dibromofluoromethane (Surr)	85		75 - 120		03/28/22 15:33	1
1,2-Dichloroethane-d4 (Surr)	82		75 - 126		03/28/22 15:33	1
Toluene-d8 (Surr)	101		75 - 120		03/28/22 15:33	1

Client Sample Results

Client: TRC Environmental Corporation
Project/Site: Village of Grafton

Job ID: 500-213937-1

Client Sample ID: LH1

Lab Sample ID: 500-213937-13

Date Collected: 03/15/22 11:45

Matrix: Water

Date Received: 03/19/22 11:15

Method: 8260B - Volatile Organic Compounds (GC/MS)

Analyte	Result	Qualifier	RL	MDL	Unit	D	Prepared	Analyzed	Dil Fac
Benzene	<0.15		0.50	0.15	ug/L			03/28/22 15:59	1
Bromobenzene	<0.36		1.0	0.36	ug/L			03/28/22 15:59	1
Bromochloromethane	<0.43		1.0	0.43	ug/L			03/28/22 15:59	1
Bromodichloromethane	<0.37		1.0	0.37	ug/L			03/28/22 15:59	1
Bromoform	<0.48		1.0	0.48	ug/L			03/28/22 15:59	1
Bromomethane	<0.80		3.0	0.80	ug/L			03/28/22 15:59	1
Carbon tetrachloride	<0.38		1.0	0.38	ug/L			03/28/22 15:59	1
Chlorobenzene	<0.39		1.0	0.39	ug/L			03/28/22 15:59	1
Chloroethane	<0.51		1.0	0.51	ug/L			03/28/22 15:59	1
Chloroform	<0.37		2.0	0.37	ug/L			03/28/22 15:59	1
Chloromethane	<0.32		1.0	0.32	ug/L			03/28/22 15:59	1
2-Chlorotoluene	<0.31		1.0	0.31	ug/L			03/28/22 15:59	1
4-Chlorotoluene	<0.35		1.0	0.35	ug/L			03/28/22 15:59	1
cis-1,2-Dichloroethene	52		1.0	0.41	ug/L			03/28/22 15:59	1
cis-1,3-Dichloropropene	<0.42		1.0	0.42	ug/L			03/28/22 15:59	1
Dibromochloromethane	<0.49		1.0	0.49	ug/L			03/28/22 15:59	1
1,2-Dibromo-3-Chloropropane	<2.0		5.0	2.0	ug/L			03/28/22 15:59	1
1,2-Dibromoethane	<0.39		1.0	0.39	ug/L			03/28/22 15:59	1
Dibromomethane	<0.27		1.0	0.27	ug/L			03/28/22 15:59	1
1,2-Dichlorobenzene	<0.33		1.0	0.33	ug/L			03/28/22 15:59	1
1,3-Dichlorobenzene	<0.40		1.0	0.40	ug/L			03/28/22 15:59	1
1,4-Dichlorobenzene	<0.36		1.0	0.36	ug/L			03/28/22 15:59	1
Dichlorodifluoromethane	<0.67		3.0	0.67	ug/L			03/28/22 15:59	1
1,1-Dichloroethane	25		1.0	0.41	ug/L			03/28/22 15:59	1
1,2-Dichloroethane	<0.39		1.0	0.39	ug/L			03/28/22 15:59	1
1,1-Dichloroethene	<0.39		1.0	0.39	ug/L			03/28/22 15:59	1
1,2-Dichloropropane	<0.43		1.0	0.43	ug/L			03/28/22 15:59	1
1,3-Dichloropropane	<0.36		1.0	0.36	ug/L			03/28/22 15:59	1
2,2-Dichloropropane	<0.44		1.0	0.44	ug/L			03/28/22 15:59	1
1,1-Dichloropropene	<0.30		1.0	0.30	ug/L			03/28/22 15:59	1
Ethylbenzene	<0.18		0.50	0.18	ug/L			03/28/22 15:59	1
Hexachlorobutadiene	<0.45		1.0	0.45	ug/L			03/28/22 15:59	1
Isopropylbenzene	<0.39		1.0	0.39	ug/L			03/28/22 15:59	1
Isopropyl ether	<0.28		1.0	0.28	ug/L			03/28/22 15:59	1
Methylene Chloride	<1.6		5.0	1.6	ug/L			03/28/22 15:59	1
Methyl tert-butyl ether	<0.39		1.0	0.39	ug/L			03/28/22 15:59	1
Naphthalene	<0.34		1.0	0.34	ug/L			03/28/22 15:59	1
n-Butylbenzene	<0.39		1.0	0.39	ug/L			03/28/22 15:59	1
N-Propylbenzene	<0.41		1.0	0.41	ug/L			03/28/22 15:59	1
p-Isopropyltoluene	<0.36		1.0	0.36	ug/L			03/28/22 15:59	1
sec-Butylbenzene	<0.40		1.0	0.40	ug/L			03/28/22 15:59	1
Styrene	<0.39		1.0	0.39	ug/L			03/28/22 15:59	1
tert-Butylbenzene	<0.40		1.0	0.40	ug/L			03/28/22 15:59	1
1,1,1,2-Tetrachloroethane	<0.46		1.0	0.46	ug/L			03/28/22 15:59	1
1,1,2,2-Tetrachloroethane	<0.40		1.0	0.40	ug/L			03/28/22 15:59	1
Tetrachloroethene	0.37 J		1.0	0.37	ug/L			03/28/22 15:59	1
Toluene	<0.15		0.50	0.15	ug/L			03/28/22 15:59	1
trans-1,2-Dichloroethene	0.93 J		1.0	0.35	ug/L			03/28/22 15:59	1
trans-1,3-Dichloropropene	<0.36		1.0	0.36	ug/L			03/28/22 15:59	1

Eurofins Chicago

Client Sample Results

Client: TRC Environmental Corporation
 Project/Site: Village of Grafton

Job ID: 500-213937-1

Client Sample ID: LH1

Lab Sample ID: 500-213937-13

Date Collected: 03/15/22 11:45

Matrix: Water

Date Received: 03/19/22 11:15

Method: 8260B - Volatile Organic Compounds (GC/MS) (Continued)

Analyte	Result	Qualifier	RL	MDL	Unit	D	Prepared	Analyzed	Dil Fac
1,2,3-Trichlorobenzene	<0.46		1.0	0.46	ug/L			03/28/22 15:59	1
1,2,4-Trichlorobenzene	<0.34		1.0	0.34	ug/L			03/28/22 15:59	1
1,1,1-Trichloroethane	<0.38		1.0	0.38	ug/L			03/28/22 15:59	1
1,1,2-Trichloroethane	<0.35		1.0	0.35	ug/L			03/28/22 15:59	1
Trichloroethene	15		0.50	0.16	ug/L			03/28/22 15:59	1
Trichlorofluoromethane	<0.43		1.0	0.43	ug/L			03/28/22 15:59	1
1,2,3-Trichloropropane	<0.41		2.0	0.41	ug/L			03/28/22 15:59	1
1,1,2-Trichlorotrifluoroethane	<0.46		1.0	0.46	ug/L			03/28/22 15:59	1
1,2,4-Trimethylbenzene	<0.36		1.0	0.36	ug/L			03/28/22 15:59	1
1,3,5-Trimethylbenzene	<0.25		1.0	0.25	ug/L			03/28/22 15:59	1
Vinyl chloride	0.22 J		1.0	0.20	ug/L			03/28/22 15:59	1
Xylenes, Total	<0.22		1.0	0.22	ug/L			03/28/22 15:59	1

Surrogate	%Recovery	Qualifier	Limits	Prepared	Analyzed	Dil Fac
4-Bromofluorobenzene (Surr)	88		72 - 124		03/28/22 15:59	1
Dibromofluoromethane (Surr)	85		75 - 120		03/28/22 15:59	1
1,2-Dichloroethane-d4 (Surr)	81		75 - 126		03/28/22 15:59	1
Toluene-d8 (Surr)	101		75 - 120		03/28/22 15:59	1

Client Sample Results

Client: TRC Environmental Corporation
 Project/Site: Village of Grafton

Job ID: 500-213937-1

Client Sample ID: MW02A

Lab Sample ID: 500-213937-15

Date Collected: 03/16/22 07:38

Matrix: Water

Date Received: 03/19/22 11:15

Method: 8260B - Volatile Organic Compounds (GC/MS)

Analyte	Result	Qualifier	RL	MDL	Unit	D	Prepared	Analyzed	Dil Fac
Benzene	<0.15		0.50	0.15	ug/L			03/28/22 16:26	1
Bromobenzene	<0.36		1.0	0.36	ug/L			03/28/22 16:26	1
Bromochloromethane	<0.43		1.0	0.43	ug/L			03/28/22 16:26	1
Bromodichloromethane	<0.37		1.0	0.37	ug/L			03/28/22 16:26	1
Bromoform	<0.48		1.0	0.48	ug/L			03/28/22 16:26	1
Bromomethane	<0.80		3.0	0.80	ug/L			03/28/22 16:26	1
Carbon tetrachloride	<0.38		1.0	0.38	ug/L			03/28/22 16:26	1
Chlorobenzene	<0.39		1.0	0.39	ug/L			03/28/22 16:26	1
Chloroethane	<0.51		1.0	0.51	ug/L			03/28/22 16:26	1
Chloroform	<0.37		2.0	0.37	ug/L			03/28/22 16:26	1
Chloromethane	<0.32		1.0	0.32	ug/L			03/28/22 16:26	1
2-Chlorotoluene	<0.31		1.0	0.31	ug/L			03/28/22 16:26	1
4-Chlorotoluene	<0.35		1.0	0.35	ug/L			03/28/22 16:26	1
cis-1,2-Dichloroethene	0.53	J	1.0	0.41	ug/L			03/28/22 16:26	1
cis-1,3-Dichloropropene	<0.42		1.0	0.42	ug/L			03/28/22 16:26	1
Dibromochloromethane	<0.49		1.0	0.49	ug/L			03/28/22 16:26	1
1,2-Dibromo-3-Chloropropane	<2.0		5.0	2.0	ug/L			03/28/22 16:26	1
1,2-Dibromoethane	<0.39		1.0	0.39	ug/L			03/28/22 16:26	1
Dibromomethane	<0.27		1.0	0.27	ug/L			03/28/22 16:26	1
1,2-Dichlorobenzene	<0.33		1.0	0.33	ug/L			03/28/22 16:26	1
1,3-Dichlorobenzene	<0.40		1.0	0.40	ug/L			03/28/22 16:26	1
1,4-Dichlorobenzene	<0.36		1.0	0.36	ug/L			03/28/22 16:26	1
Dichlorodifluoromethane	<0.67		3.0	0.67	ug/L			03/28/22 16:26	1
1,1-Dichloroethane	5.6		1.0	0.41	ug/L			03/28/22 16:26	1
1,2-Dichloroethane	<0.39		1.0	0.39	ug/L			03/28/22 16:26	1
1,1-Dichloroethene	<0.39		1.0	0.39	ug/L			03/28/22 16:26	1
1,2-Dichloropropane	<0.43		1.0	0.43	ug/L			03/28/22 16:26	1
1,3-Dichloropropane	<0.36		1.0	0.36	ug/L			03/28/22 16:26	1
2,2-Dichloropropane	<0.44		1.0	0.44	ug/L			03/28/22 16:26	1
1,1-Dichloropropene	<0.30		1.0	0.30	ug/L			03/28/22 16:26	1
Ethylbenzene	<0.18		0.50	0.18	ug/L			03/28/22 16:26	1
Hexachlorobutadiene	<0.45		1.0	0.45	ug/L			03/28/22 16:26	1
Isopropylbenzene	<0.39		1.0	0.39	ug/L			03/28/22 16:26	1
Isopropyl ether	<0.28		1.0	0.28	ug/L			03/28/22 16:26	1
Methylene Chloride	<1.6		5.0	1.6	ug/L			03/28/22 16:26	1
Methyl tert-butyl ether	<0.39		1.0	0.39	ug/L			03/28/22 16:26	1
Naphthalene	<0.34		1.0	0.34	ug/L			03/28/22 16:26	1
n-Butylbenzene	<0.39		1.0	0.39	ug/L			03/28/22 16:26	1
N-Propylbenzene	<0.41		1.0	0.41	ug/L			03/28/22 16:26	1
p-Isopropyltoluene	<0.36		1.0	0.36	ug/L			03/28/22 16:26	1
sec-Butylbenzene	<0.40		1.0	0.40	ug/L			03/28/22 16:26	1
Styrene	<0.39		1.0	0.39	ug/L			03/28/22 16:26	1
tert-Butylbenzene	<0.40		1.0	0.40	ug/L			03/28/22 16:26	1
1,1,1,2-Tetrachloroethane	<0.46		1.0	0.46	ug/L			03/28/22 16:26	1
1,1,2,2-Tetrachloroethane	<0.40		1.0	0.40	ug/L			03/28/22 16:26	1
Tetrachloroethene	<0.37		1.0	0.37	ug/L			03/28/22 16:26	1
Toluene	<0.15		0.50	0.15	ug/L			03/28/22 16:26	1
trans-1,2-Dichloroethene	<0.35		1.0	0.35	ug/L			03/28/22 16:26	1
trans-1,3-Dichloropropene	<0.36		1.0	0.36	ug/L			03/28/22 16:26	1

Eurofins Chicago

Client Sample Results

Client: TRC Environmental Corporation
 Project/Site: Village of Grafton

Job ID: 500-213937-1

Client Sample ID: MW02A

Lab Sample ID: 500-213937-15

Date Collected: 03/16/22 07:38

Matrix: Water

Date Received: 03/19/22 11:15

Method: 8260B - Volatile Organic Compounds (GC/MS) (Continued)

Analyte	Result	Qualifier	RL	MDL	Unit	D	Prepared	Analyzed	Dil Fac
1,2,3-Trichlorobenzene	<0.46		1.0	0.46	ug/L			03/28/22 16:26	1
1,2,4-Trichlorobenzene	<0.34		1.0	0.34	ug/L			03/28/22 16:26	1
1,1,1-Trichloroethane	<0.38		1.0	0.38	ug/L			03/28/22 16:26	1
1,1,2-Trichloroethane	<0.35		1.0	0.35	ug/L			03/28/22 16:26	1
Trichloroethene	0.41	J	0.50	0.16	ug/L			03/28/22 16:26	1
Trichlorofluoromethane	<0.43		1.0	0.43	ug/L			03/28/22 16:26	1
1,2,3-Trichloropropane	<0.41		2.0	0.41	ug/L			03/28/22 16:26	1
1,1,2-Trichlorotrifluoroethane	<0.46		1.0	0.46	ug/L			03/28/22 16:26	1
1,2,4-Trimethylbenzene	<0.36		1.0	0.36	ug/L			03/28/22 16:26	1
1,3,5-Trimethylbenzene	<0.25		1.0	0.25	ug/L			03/28/22 16:26	1
Vinyl chloride	1.1		1.0	0.20	ug/L			03/28/22 16:26	1
Xylenes, Total	<0.22		1.0	0.22	ug/L			03/28/22 16:26	1

Surrogate	%Recovery	Qualifier	Limits	Prepared	Analyzed	Dil Fac
4-Bromofluorobenzene (Surr)	89		72 - 124		03/28/22 16:26	1
Dibromofluoromethane (Surr)	84		75 - 120		03/28/22 16:26	1
1,2-Dichloroethane-d4 (Surr)	82		75 - 126		03/28/22 16:26	1
Toluene-d8 (Surr)	101		75 - 120		03/28/22 16:26	1

Client Sample Results

Client: TRC Environmental Corporation
 Project/Site: Village of Grafton

Job ID: 500-213937-1

Client Sample ID: MW08A

Lab Sample ID: 500-213937-16

Date Collected: 03/16/22 13:12

Matrix: Water

Date Received: 03/19/22 11:15

Method: 8260B - Volatile Organic Compounds (GC/MS)

Analyte	Result	Qualifier	RL	MDL	Unit	D	Prepared	Analyzed	Dil Fac
Benzene	<0.15		0.50	0.15	ug/L			03/28/22 16:52	1
Bromobenzene	<0.36		1.0	0.36	ug/L			03/28/22 16:52	1
Bromochloromethane	<0.43		1.0	0.43	ug/L			03/28/22 16:52	1
Bromodichloromethane	<0.37		1.0	0.37	ug/L			03/28/22 16:52	1
Bromoform	<0.48		1.0	0.48	ug/L			03/28/22 16:52	1
Bromomethane	<0.80		3.0	0.80	ug/L			03/28/22 16:52	1
Carbon tetrachloride	<0.38		1.0	0.38	ug/L			03/28/22 16:52	1
Chlorobenzene	<0.39		1.0	0.39	ug/L			03/28/22 16:52	1
Chloroethane	<0.51		1.0	0.51	ug/L			03/28/22 16:52	1
Chloroform	<0.37		2.0	0.37	ug/L			03/28/22 16:52	1
Chloromethane	<0.32		1.0	0.32	ug/L			03/28/22 16:52	1
2-Chlorotoluene	<0.31		1.0	0.31	ug/L			03/28/22 16:52	1
4-Chlorotoluene	<0.35		1.0	0.35	ug/L			03/28/22 16:52	1
cis-1,2-Dichloroethene	64		1.0	0.41	ug/L			03/28/22 16:52	1
cis-1,3-Dichloropropene	<0.42		1.0	0.42	ug/L			03/28/22 16:52	1
Dibromochloromethane	<0.49		1.0	0.49	ug/L			03/28/22 16:52	1
1,2-Dibromo-3-Chloropropane	<2.0		5.0	2.0	ug/L			03/28/22 16:52	1
1,2-Dibromoethane	<0.39		1.0	0.39	ug/L			03/28/22 16:52	1
Dibromomethane	<0.27		1.0	0.27	ug/L			03/28/22 16:52	1
1,2-Dichlorobenzene	<0.33		1.0	0.33	ug/L			03/28/22 16:52	1
1,3-Dichlorobenzene	<0.40		1.0	0.40	ug/L			03/28/22 16:52	1
1,4-Dichlorobenzene	<0.36		1.0	0.36	ug/L			03/28/22 16:52	1
Dichlorodifluoromethane	<0.67		3.0	0.67	ug/L			03/28/22 16:52	1
1,1-Dichloroethane	6.6		1.0	0.41	ug/L			03/28/22 16:52	1
1,2-Dichloroethane	<0.39		1.0	0.39	ug/L			03/28/22 16:52	1
1,1-Dichloroethene	0.50 J		1.0	0.39	ug/L			03/28/22 16:52	1
1,2-Dichloropropane	<0.43		1.0	0.43	ug/L			03/28/22 16:52	1
1,3-Dichloropropane	<0.36		1.0	0.36	ug/L			03/28/22 16:52	1
2,2-Dichloropropane	<0.44		1.0	0.44	ug/L			03/28/22 16:52	1
1,1-Dichloropropene	<0.30		1.0	0.30	ug/L			03/28/22 16:52	1
Ethylbenzene	<0.18		0.50	0.18	ug/L			03/28/22 16:52	1
Hexachlorobutadiene	<0.45		1.0	0.45	ug/L			03/28/22 16:52	1
Isopropylbenzene	<0.39		1.0	0.39	ug/L			03/28/22 16:52	1
Isopropyl ether	<0.28		1.0	0.28	ug/L			03/28/22 16:52	1
Methylene Chloride	<1.6		5.0	1.6	ug/L			03/28/22 16:52	1
Methyl tert-butyl ether	<0.39		1.0	0.39	ug/L			03/28/22 16:52	1
Naphthalene	<0.34		1.0	0.34	ug/L			03/28/22 16:52	1
n-Butylbenzene	<0.39		1.0	0.39	ug/L			03/28/22 16:52	1
N-Propylbenzene	<0.41		1.0	0.41	ug/L			03/28/22 16:52	1
p-Isopropyltoluene	<0.36		1.0	0.36	ug/L			03/28/22 16:52	1
sec-Butylbenzene	<0.40		1.0	0.40	ug/L			03/28/22 16:52	1
Styrene	<0.39		1.0	0.39	ug/L			03/28/22 16:52	1
tert-Butylbenzene	<0.40		1.0	0.40	ug/L			03/28/22 16:52	1
1,1,1,2-Tetrachloroethane	<0.46		1.0	0.46	ug/L			03/28/22 16:52	1
1,1,2,2-Tetrachloroethane	<0.40		1.0	0.40	ug/L			03/28/22 16:52	1
Tetrachloroethene	<0.37		1.0	0.37	ug/L			03/28/22 16:52	1
Toluene	<0.15		0.50	0.15	ug/L			03/28/22 16:52	1
trans-1,2-Dichloroethene	0.46 J		1.0	0.35	ug/L			03/28/22 16:52	1
trans-1,3-Dichloropropene	<0.36		1.0	0.36	ug/L			03/28/22 16:52	1

Eurofins Chicago

Client Sample Results

Client: TRC Environmental Corporation
 Project/Site: Village of Grafton

Job ID: 500-213937-1

Client Sample ID: MW08A
Date Collected: 03/16/22 13:12
Date Received: 03/19/22 11:15

Lab Sample ID: 500-213937-16
Matrix: Water

Method: 8260B - Volatile Organic Compounds (GC/MS) (Continued)

Analyte	Result	Qualifier	RL	MDL	Unit	D	Prepared	Analyzed	Dil Fac
1,2,3-Trichlorobenzene	<0.46		1.0	0.46	ug/L			03/28/22 16:52	1
1,2,4-Trichlorobenzene	<0.34		1.0	0.34	ug/L			03/28/22 16:52	1
1,1,1-Trichloroethane	0.58	J	1.0	0.38	ug/L			03/28/22 16:52	1
1,1,2-Trichloroethane	<0.35		1.0	0.35	ug/L			03/28/22 16:52	1
Trichloroethene	7.8		0.50	0.16	ug/L			03/28/22 16:52	1
Trichlorofluoromethane	<0.43		1.0	0.43	ug/L			03/28/22 16:52	1
1,2,3-Trichloropropane	<0.41		2.0	0.41	ug/L			03/28/22 16:52	1
1,1,2-Trichlorotrifluoroethane	<0.46		1.0	0.46	ug/L			03/28/22 16:52	1
1,2,4-Trimethylbenzene	<0.36		1.0	0.36	ug/L			03/28/22 16:52	1
1,3,5-Trimethylbenzene	<0.25		1.0	0.25	ug/L			03/28/22 16:52	1
Vinyl chloride	2.2		1.0	0.20	ug/L			03/28/22 16:52	1
Xylenes, Total	<0.22		1.0	0.22	ug/L			03/28/22 16:52	1
Surrogate	%Recovery	Qualifier	Limits				Prepared	Analyzed	Dil Fac
4-Bromofluorobenzene (Surr)	88		72 - 124					03/28/22 16:52	1
Dibromofluoromethane (Surr)	84		75 - 120					03/28/22 16:52	1
1,2-Dichloroethane-d4 (Surr)	81		75 - 126					03/28/22 16:52	1
Toluene-d8 (Surr)	103		75 - 120					03/28/22 16:52	1

Client Sample Results

Client: TRC Environmental Corporation
 Project/Site: Village of Grafton

Job ID: 500-213937-1

Client Sample ID: PW717HC

Lab Sample ID: 500-213937-17

Date Collected: 03/15/22 10:50

Matrix: Water

Date Received: 03/19/22 11:15

Method: 8260B - Volatile Organic Compounds (GC/MS)

Analyte	Result	Qualifier	RL	MDL	Unit	D	Prepared	Analyzed	Dil Fac
Benzene	<0.15		0.50	0.15	ug/L			03/28/22 17:21	1
Bromobenzene	<0.36		1.0	0.36	ug/L			03/28/22 17:21	1
Bromochloromethane	<0.43		1.0	0.43	ug/L			03/28/22 17:21	1
Bromodichloromethane	<0.37		1.0	0.37	ug/L			03/28/22 17:21	1
Bromoform	<0.48		1.0	0.48	ug/L			03/28/22 17:21	1
Bromomethane	<0.80		3.0	0.80	ug/L			03/28/22 17:21	1
Carbon tetrachloride	<0.38		1.0	0.38	ug/L			03/28/22 17:21	1
Chlorobenzene	<0.39		1.0	0.39	ug/L			03/28/22 17:21	1
Chloroethane	<0.51		1.0	0.51	ug/L			03/28/22 17:21	1
Chloroform	<0.37		2.0	0.37	ug/L			03/28/22 17:21	1
Chloromethane	<0.32		1.0	0.32	ug/L			03/28/22 17:21	1
2-Chlorotoluene	<0.31		1.0	0.31	ug/L			03/28/22 17:21	1
4-Chlorotoluene	<0.35		1.0	0.35	ug/L			03/28/22 17:21	1
cis-1,2-Dichloroethene	<0.41		1.0	0.41	ug/L			03/28/22 17:21	1
cis-1,3-Dichloropropene	<0.42		1.0	0.42	ug/L			03/28/22 17:21	1
Dibromochloromethane	<0.49		1.0	0.49	ug/L			03/28/22 17:21	1
1,2-Dibromo-3-Chloropropane	<2.0		5.0	2.0	ug/L			03/28/22 17:21	1
1,2-Dibromoethane	<0.39		1.0	0.39	ug/L			03/28/22 17:21	1
Dibromomethane	<0.27		1.0	0.27	ug/L			03/28/22 17:21	1
1,2-Dichlorobenzene	<0.33		1.0	0.33	ug/L			03/28/22 17:21	1
1,3-Dichlorobenzene	<0.40		1.0	0.40	ug/L			03/28/22 17:21	1
1,4-Dichlorobenzene	<0.36		1.0	0.36	ug/L			03/28/22 17:21	1
Dichlorodifluoromethane	<0.67		3.0	0.67	ug/L			03/28/22 17:21	1
1,1-Dichloroethane	<0.41		1.0	0.41	ug/L			03/28/22 17:21	1
1,2-Dichloroethane	<0.39		1.0	0.39	ug/L			03/28/22 17:21	1
1,1-Dichloroethene	<0.39		1.0	0.39	ug/L			03/28/22 17:21	1
1,2-Dichloropropane	<0.43		1.0	0.43	ug/L			03/28/22 17:21	1
1,3-Dichloropropane	<0.36		1.0	0.36	ug/L			03/28/22 17:21	1
2,2-Dichloropropane	<0.44		1.0	0.44	ug/L			03/28/22 17:21	1
1,1-Dichloropropene	<0.30		1.0	0.30	ug/L			03/28/22 17:21	1
Ethylbenzene	<0.18		0.50	0.18	ug/L			03/28/22 17:21	1
Hexachlorobutadiene	<0.45		1.0	0.45	ug/L			03/28/22 17:21	1
Isopropylbenzene	<0.39		1.0	0.39	ug/L			03/28/22 17:21	1
Isopropyl ether	<0.28		1.0	0.28	ug/L			03/28/22 17:21	1
Methylene Chloride	<1.6		5.0	1.6	ug/L			03/28/22 17:21	1
Methyl tert-butyl ether	<0.39		1.0	0.39	ug/L			03/28/22 17:21	1
Naphthalene	<0.34		1.0	0.34	ug/L			03/28/22 17:21	1
n-Butylbenzene	<0.39		1.0	0.39	ug/L			03/28/22 17:21	1
N-Propylbenzene	<0.41		1.0	0.41	ug/L			03/28/22 17:21	1
p-Isopropyltoluene	<0.36		1.0	0.36	ug/L			03/28/22 17:21	1
sec-Butylbenzene	<0.40		1.0	0.40	ug/L			03/28/22 17:21	1
Styrene	<0.39		1.0	0.39	ug/L			03/28/22 17:21	1
tert-Butylbenzene	<0.40		1.0	0.40	ug/L			03/28/22 17:21	1
1,1,1,2-Tetrachloroethane	<0.46		1.0	0.46	ug/L			03/28/22 17:21	1
1,1,2,2-Tetrachloroethane	<0.40		1.0	0.40	ug/L			03/28/22 17:21	1
Tetrachloroethene	<0.37		1.0	0.37	ug/L			03/28/22 17:21	1
Toluene	<0.15		0.50	0.15	ug/L			03/28/22 17:21	1
trans-1,2-Dichloroethene	<0.35		1.0	0.35	ug/L			03/28/22 17:21	1
trans-1,3-Dichloropropene	<0.36		1.0	0.36	ug/L			03/28/22 17:21	1

Eurofins Chicago

Client Sample Results

Client: TRC Environmental Corporation
 Project/Site: Village of Grafton

Job ID: 500-213937-1

Client Sample ID: PW717HC

Lab Sample ID: 500-213937-17

Date Collected: 03/15/22 10:50

Matrix: Water

Date Received: 03/19/22 11:15

Method: 8260B - Volatile Organic Compounds (GC/MS) (Continued)

Analyte	Result	Qualifier	RL	MDL	Unit	D	Prepared	Analyzed	Dil Fac
1,2,3-Trichlorobenzene	<0.46		1.0	0.46	ug/L			03/28/22 17:21	1
1,2,4-Trichlorobenzene	<0.34		1.0	0.34	ug/L			03/28/22 17:21	1
1,1,1-Trichloroethane	<0.38		1.0	0.38	ug/L			03/28/22 17:21	1
1,1,2-Trichloroethane	<0.35		1.0	0.35	ug/L			03/28/22 17:21	1
Trichloroethene	<0.16		0.50	0.16	ug/L			03/28/22 17:21	1
Trichlorofluoromethane	<0.43		1.0	0.43	ug/L			03/28/22 17:21	1
1,2,3-Trichloropropane	<0.41		2.0	0.41	ug/L			03/28/22 17:21	1
1,1,2-Trichlorotrifluoroethane	<0.46		1.0	0.46	ug/L			03/28/22 17:21	1
1,2,4-Trimethylbenzene	<0.36		1.0	0.36	ug/L			03/28/22 17:21	1
1,3,5-Trimethylbenzene	<0.25		1.0	0.25	ug/L			03/28/22 17:21	1
Vinyl chloride	<0.20		1.0	0.20	ug/L			03/28/22 17:21	1
Xylenes, Total	<0.22		1.0	0.22	ug/L			03/28/22 17:21	1
Surrogate	%Recovery	Qualifier	Limits				Prepared	Analyzed	Dil Fac
4-Bromofluorobenzene (Surr)	90		72 - 124					03/28/22 17:21	1
Dibromofluoromethane (Surr)	85		75 - 120					03/28/22 17:21	1
1,2-Dichloroethane-d4 (Surr)	81		75 - 126					03/28/22 17:21	1
Toluene-d8 (Surr)	101		75 - 120					03/28/22 17:21	1

Client Sample Results

Client: TRC Environmental Corporation
 Project/Site: Village of Grafton

Job ID: 500-213937-1

Client Sample ID: PW1716LR

Lab Sample ID: 500-213937-18

Date Collected: 03/15/22 13:00

Matrix: Water

Date Received: 03/19/22 11:15

Method: 8260B - Volatile Organic Compounds (GC/MS)

Analyte	Result	Qualifier	RL	MDL	Unit	D	Prepared	Analyzed	Dil Fac
Benzene	<0.15		0.50	0.15	ug/L			03/28/22 17:48	1
Bromobenzene	<0.36		1.0	0.36	ug/L			03/28/22 17:48	1
Bromochloromethane	<0.43		1.0	0.43	ug/L			03/28/22 17:48	1
Bromodichloromethane	<0.37		1.0	0.37	ug/L			03/28/22 17:48	1
Bromoform	<0.48		1.0	0.48	ug/L			03/28/22 17:48	1
Bromomethane	<0.80		3.0	0.80	ug/L			03/28/22 17:48	1
Carbon tetrachloride	<0.38		1.0	0.38	ug/L			03/28/22 17:48	1
Chlorobenzene	<0.39		1.0	0.39	ug/L			03/28/22 17:48	1
Chloroethane	<0.51		1.0	0.51	ug/L			03/28/22 17:48	1
Chloroform	<0.37		2.0	0.37	ug/L			03/28/22 17:48	1
Chloromethane	<0.32		1.0	0.32	ug/L			03/28/22 17:48	1
2-Chlorotoluene	<0.31		1.0	0.31	ug/L			03/28/22 17:48	1
4-Chlorotoluene	<0.35		1.0	0.35	ug/L			03/28/22 17:48	1
cis-1,2-Dichloroethene	<0.41		1.0	0.41	ug/L			03/28/22 17:48	1
cis-1,3-Dichloropropene	<0.42		1.0	0.42	ug/L			03/28/22 17:48	1
Dibromochloromethane	<0.49		1.0	0.49	ug/L			03/28/22 17:48	1
1,2-Dibromo-3-Chloropropane	<2.0		5.0	2.0	ug/L			03/28/22 17:48	1
1,2-Dibromoethane	<0.39		1.0	0.39	ug/L			03/28/22 17:48	1
Dibromomethane	<0.27		1.0	0.27	ug/L			03/28/22 17:48	1
1,2-Dichlorobenzene	<0.33		1.0	0.33	ug/L			03/28/22 17:48	1
1,3-Dichlorobenzene	<0.40		1.0	0.40	ug/L			03/28/22 17:48	1
1,4-Dichlorobenzene	<0.36		1.0	0.36	ug/L			03/28/22 17:48	1
Dichlorodifluoromethane	<0.67		3.0	0.67	ug/L			03/28/22 17:48	1
1,1-Dichloroethane	<0.41		1.0	0.41	ug/L			03/28/22 17:48	1
1,2-Dichloroethane	<0.39		1.0	0.39	ug/L			03/28/22 17:48	1
1,1-Dichloroethene	<0.39		1.0	0.39	ug/L			03/28/22 17:48	1
1,2-Dichloropropane	<0.43		1.0	0.43	ug/L			03/28/22 17:48	1
1,3-Dichloropropane	<0.36		1.0	0.36	ug/L			03/28/22 17:48	1
2,2-Dichloropropane	<0.44		1.0	0.44	ug/L			03/28/22 17:48	1
1,1-Dichloropropene	<0.30		1.0	0.30	ug/L			03/28/22 17:48	1
Ethylbenzene	<0.18		0.50	0.18	ug/L			03/28/22 17:48	1
Hexachlorobutadiene	<0.45		1.0	0.45	ug/L			03/28/22 17:48	1
Isopropylbenzene	<0.39		1.0	0.39	ug/L			03/28/22 17:48	1
Isopropyl ether	<0.28		1.0	0.28	ug/L			03/28/22 17:48	1
Methylene Chloride	<1.6		5.0	1.6	ug/L			03/28/22 17:48	1
Methyl tert-butyl ether	<0.39		1.0	0.39	ug/L			03/28/22 17:48	1
Naphthalene	<0.34		1.0	0.34	ug/L			03/28/22 17:48	1
n-Butylbenzene	<0.39		1.0	0.39	ug/L			03/28/22 17:48	1
N-Propylbenzene	<0.41		1.0	0.41	ug/L			03/28/22 17:48	1
p-Isopropyltoluene	<0.36		1.0	0.36	ug/L			03/28/22 17:48	1
sec-Butylbenzene	<0.40		1.0	0.40	ug/L			03/28/22 17:48	1
Styrene	<0.39		1.0	0.39	ug/L			03/28/22 17:48	1
tert-Butylbenzene	<0.40		1.0	0.40	ug/L			03/28/22 17:48	1
1,1,1,2-Tetrachloroethane	<0.46		1.0	0.46	ug/L			03/28/22 17:48	1
1,1,2,2-Tetrachloroethane	<0.40		1.0	0.40	ug/L			03/28/22 17:48	1
Tetrachloroethene	<0.37		1.0	0.37	ug/L			03/28/22 17:48	1
Toluene	<0.15		0.50	0.15	ug/L			03/28/22 17:48	1
trans-1,2-Dichloroethene	<0.35		1.0	0.35	ug/L			03/28/22 17:48	1
trans-1,3-Dichloropropene	<0.36		1.0	0.36	ug/L			03/28/22 17:48	1

Eurofins Chicago

Client Sample Results

Client: TRC Environmental Corporation
 Project/Site: Village of Grafton

Job ID: 500-213937-1

Client Sample ID: PW1716LR

Lab Sample ID: 500-213937-18

Date Collected: 03/15/22 13:00

Matrix: Water

Date Received: 03/19/22 11:15

Method: 8260B - Volatile Organic Compounds (GC/MS) (Continued)

Analyte	Result	Qualifier	RL	MDL	Unit	D	Prepared	Analyzed	Dil Fac
1,2,3-Trichlorobenzene	<0.46		1.0	0.46	ug/L			03/28/22 17:48	1
1,2,4-Trichlorobenzene	<0.34		1.0	0.34	ug/L			03/28/22 17:48	1
1,1,1-Trichloroethane	<0.38		1.0	0.38	ug/L			03/28/22 17:48	1
1,1,2-Trichloroethane	<0.35		1.0	0.35	ug/L			03/28/22 17:48	1
Trichloroethene	<0.16		0.50	0.16	ug/L			03/28/22 17:48	1
Trichlorofluoromethane	<0.43		1.0	0.43	ug/L			03/28/22 17:48	1
1,2,3-Trichloropropane	<0.41		2.0	0.41	ug/L			03/28/22 17:48	1
1,1,2-Trichlorotrifluoroethane	<0.46		1.0	0.46	ug/L			03/28/22 17:48	1
1,2,4-Trimethylbenzene	<0.36		1.0	0.36	ug/L			03/28/22 17:48	1
1,3,5-Trimethylbenzene	<0.25		1.0	0.25	ug/L			03/28/22 17:48	1
Vinyl chloride	<0.20		1.0	0.20	ug/L			03/28/22 17:48	1
Xylenes, Total	<0.22		1.0	0.22	ug/L			03/28/22 17:48	1
Surrogate	%Recovery	Qualifier	Limits				Prepared	Analyzed	Dil Fac
4-Bromofluorobenzene (Surr)	88		72 - 124					03/28/22 17:48	1
Dibromofluoromethane (Surr)	85		75 - 120					03/28/22 17:48	1
1,2-Dichloroethane-d4 (Surr)	81		75 - 126					03/28/22 17:48	1
Toluene-d8 (Surr)	100		75 - 120					03/28/22 17:48	1

Client Sample Results

Client: TRC Environmental Corporation
 Project/Site: Village of Grafton

Job ID: 500-213937-1

Client Sample ID: PW1530LR

Lab Sample ID: 500-213937-19

Date Collected: 03/15/22 10:27

Matrix: Water

Date Received: 03/19/22 11:15

Method: 8260B - Volatile Organic Compounds (GC/MS)

Analyte	Result	Qualifier	RL	MDL	Unit	D	Prepared	Analyzed	Dil Fac
Benzene	<0.15		0.50	0.15	ug/L			03/28/22 18:15	1
Bromobenzene	<0.36		1.0	0.36	ug/L			03/28/22 18:15	1
Bromochloromethane	<0.43		1.0	0.43	ug/L			03/28/22 18:15	1
Bromodichloromethane	<0.37		1.0	0.37	ug/L			03/28/22 18:15	1
Bromoform	<0.48		1.0	0.48	ug/L			03/28/22 18:15	1
Bromomethane	<0.80		3.0	0.80	ug/L			03/28/22 18:15	1
Carbon tetrachloride	<0.38		1.0	0.38	ug/L			03/28/22 18:15	1
Chlorobenzene	<0.39		1.0	0.39	ug/L			03/28/22 18:15	1
Chloroethane	<0.51		1.0	0.51	ug/L			03/28/22 18:15	1
Chloroform	<0.37		2.0	0.37	ug/L			03/28/22 18:15	1
Chloromethane	<0.32		1.0	0.32	ug/L			03/28/22 18:15	1
2-Chlorotoluene	<0.31		1.0	0.31	ug/L			03/28/22 18:15	1
4-Chlorotoluene	<0.35		1.0	0.35	ug/L			03/28/22 18:15	1
cis-1,2-Dichloroethene	<0.41		1.0	0.41	ug/L			03/28/22 18:15	1
cis-1,3-Dichloropropene	<0.42		1.0	0.42	ug/L			03/28/22 18:15	1
Dibromochloromethane	<0.49		1.0	0.49	ug/L			03/28/22 18:15	1
1,2-Dibromo-3-Chloropropane	<2.0		5.0	2.0	ug/L			03/28/22 18:15	1
1,2-Dibromoethane	<0.39		1.0	0.39	ug/L			03/28/22 18:15	1
Dibromomethane	<0.27		1.0	0.27	ug/L			03/28/22 18:15	1
1,2-Dichlorobenzene	<0.33		1.0	0.33	ug/L			03/28/22 18:15	1
1,3-Dichlorobenzene	<0.40		1.0	0.40	ug/L			03/28/22 18:15	1
1,4-Dichlorobenzene	<0.36		1.0	0.36	ug/L			03/28/22 18:15	1
Dichlorodifluoromethane	<0.67		3.0	0.67	ug/L			03/28/22 18:15	1
1,1-Dichloroethane	<0.41		1.0	0.41	ug/L			03/28/22 18:15	1
1,2-Dichloroethane	<0.39		1.0	0.39	ug/L			03/28/22 18:15	1
1,1-Dichloroethene	<0.39		1.0	0.39	ug/L			03/28/22 18:15	1
1,2-Dichloropropane	<0.43		1.0	0.43	ug/L			03/28/22 18:15	1
1,3-Dichloropropane	<0.36		1.0	0.36	ug/L			03/28/22 18:15	1
2,2-Dichloropropane	<0.44		1.0	0.44	ug/L			03/28/22 18:15	1
1,1-Dichloropropene	<0.30		1.0	0.30	ug/L			03/28/22 18:15	1
Ethylbenzene	<0.18		0.50	0.18	ug/L			03/28/22 18:15	1
Hexachlorobutadiene	<0.45		1.0	0.45	ug/L			03/28/22 18:15	1
Isopropylbenzene	<0.39		1.0	0.39	ug/L			03/28/22 18:15	1
Isopropyl ether	<0.28		1.0	0.28	ug/L			03/28/22 18:15	1
Methylene Chloride	<1.6		5.0	1.6	ug/L			03/28/22 18:15	1
Methyl tert-butyl ether	<0.39		1.0	0.39	ug/L			03/28/22 18:15	1
Naphthalene	<0.34		1.0	0.34	ug/L			03/28/22 18:15	1
n-Butylbenzene	<0.39		1.0	0.39	ug/L			03/28/22 18:15	1
N-Propylbenzene	<0.41		1.0	0.41	ug/L			03/28/22 18:15	1
p-Isopropyltoluene	<0.36		1.0	0.36	ug/L			03/28/22 18:15	1
sec-Butylbenzene	<0.40		1.0	0.40	ug/L			03/28/22 18:15	1
Styrene	<0.39		1.0	0.39	ug/L			03/28/22 18:15	1
tert-Butylbenzene	<0.40		1.0	0.40	ug/L			03/28/22 18:15	1
1,1,1,2-Tetrachloroethane	<0.46		1.0	0.46	ug/L			03/28/22 18:15	1
1,1,1,2,2-Tetrachloroethane	<0.40		1.0	0.40	ug/L			03/28/22 18:15	1
Tetrachloroethene	<0.37		1.0	0.37	ug/L			03/28/22 18:15	1
Toluene	<0.15		0.50	0.15	ug/L			03/28/22 18:15	1
trans-1,2-Dichloroethene	<0.35		1.0	0.35	ug/L			03/28/22 18:15	1
trans-1,3-Dichloropropene	<0.36		1.0	0.36	ug/L			03/28/22 18:15	1

Eurofins Chicago

Client Sample Results

Client: TRC Environmental Corporation
 Project/Site: Village of Grafton

Job ID: 500-213937-1

Client Sample ID: PW1530LR

Lab Sample ID: 500-213937-19

Date Collected: 03/15/22 10:27

Matrix: Water

Date Received: 03/19/22 11:15

Method: 8260B - Volatile Organic Compounds (GC/MS) (Continued)

Analyte	Result	Qualifier	RL	MDL	Unit	D	Prepared	Analyzed	Dil Fac
1,2,3-Trichlorobenzene	<0.46		1.0	0.46	ug/L			03/28/22 18:15	1
1,2,4-Trichlorobenzene	<0.34		1.0	0.34	ug/L			03/28/22 18:15	1
1,1,1-Trichloroethane	<0.38		1.0	0.38	ug/L			03/28/22 18:15	1
1,1,2-Trichloroethane	<0.35		1.0	0.35	ug/L			03/28/22 18:15	1
Trichloroethene	<0.16		0.50	0.16	ug/L			03/28/22 18:15	1
Trichlorofluoromethane	<0.43		1.0	0.43	ug/L			03/28/22 18:15	1
1,2,3-Trichloropropane	<0.41		2.0	0.41	ug/L			03/28/22 18:15	1
1,1,2-Trichlorotrifluoroethane	<0.46		1.0	0.46	ug/L			03/28/22 18:15	1
1,2,4-Trimethylbenzene	<0.36		1.0	0.36	ug/L			03/28/22 18:15	1
1,3,5-Trimethylbenzene	<0.25		1.0	0.25	ug/L			03/28/22 18:15	1
Vinyl chloride	<0.20		1.0	0.20	ug/L			03/28/22 18:15	1
Xylenes, Total	<0.22		1.0	0.22	ug/L			03/28/22 18:15	1

Surrogate	%Recovery	Qualifier	Limits	Prepared	Analyzed	Dil Fac
4-Bromofluorobenzene (Surr)	90		72 - 124		03/28/22 18:15	1
Dibromofluoromethane (Surr)	84		75 - 120		03/28/22 18:15	1
1,2-Dichloroethane-d4 (Surr)	83		75 - 126		03/28/22 18:15	1
Toluene-d8 (Surr)	102		75 - 120		03/28/22 18:15	1

Client Sample Results

Client: TRC Environmental Corporation
 Project/Site: Village of Grafton

Job ID: 500-213937-1

Client Sample ID: PW1587LR

Lab Sample ID: 500-213937-20

Date Collected: 03/15/22 10:08

Matrix: Water

Date Received: 03/19/22 11:15

Method: 8260B - Volatile Organic Compounds (GC/MS)

Analyte	Result	Qualifier	RL	MDL	Unit	D	Prepared	Analyzed	Dil Fac
Benzene	<0.15		0.50	0.15	ug/L			03/28/22 18:41	1
Bromobenzene	<0.36		1.0	0.36	ug/L			03/28/22 18:41	1
Bromochloromethane	<0.43		1.0	0.43	ug/L			03/28/22 18:41	1
Bromodichloromethane	<0.37		1.0	0.37	ug/L			03/28/22 18:41	1
Bromoform	<0.48		1.0	0.48	ug/L			03/28/22 18:41	1
Bromomethane	<0.80		3.0	0.80	ug/L			03/28/22 18:41	1
Carbon tetrachloride	<0.38		1.0	0.38	ug/L			03/28/22 18:41	1
Chlorobenzene	<0.39		1.0	0.39	ug/L			03/28/22 18:41	1
Chloroethane	<0.51		1.0	0.51	ug/L			03/28/22 18:41	1
Chloroform	<0.37		2.0	0.37	ug/L			03/28/22 18:41	1
Chloromethane	<0.32		1.0	0.32	ug/L			03/28/22 18:41	1
2-Chlorotoluene	<0.31		1.0	0.31	ug/L			03/28/22 18:41	1
4-Chlorotoluene	<0.35		1.0	0.35	ug/L			03/28/22 18:41	1
cis-1,2-Dichloroethene	<0.41		1.0	0.41	ug/L			03/28/22 18:41	1
cis-1,3-Dichloropropene	<0.42		1.0	0.42	ug/L			03/28/22 18:41	1
Dibromochloromethane	<0.49		1.0	0.49	ug/L			03/28/22 18:41	1
1,2-Dibromo-3-Chloropropane	<2.0		5.0	2.0	ug/L			03/28/22 18:41	1
1,2-Dibromoethane	<0.39		1.0	0.39	ug/L			03/28/22 18:41	1
Dibromomethane	<0.27		1.0	0.27	ug/L			03/28/22 18:41	1
1,2-Dichlorobenzene	<0.33		1.0	0.33	ug/L			03/28/22 18:41	1
1,3-Dichlorobenzene	<0.40		1.0	0.40	ug/L			03/28/22 18:41	1
1,4-Dichlorobenzene	<0.36		1.0	0.36	ug/L			03/28/22 18:41	1
Dichlorodifluoromethane	<0.67		3.0	0.67	ug/L			03/28/22 18:41	1
1,1-Dichloroethane	<0.41		1.0	0.41	ug/L			03/28/22 18:41	1
1,2-Dichloroethane	<0.39		1.0	0.39	ug/L			03/28/22 18:41	1
1,1-Dichloroethene	<0.39		1.0	0.39	ug/L			03/28/22 18:41	1
1,2-Dichloropropane	<0.43		1.0	0.43	ug/L			03/28/22 18:41	1
1,3-Dichloropropane	<0.36		1.0	0.36	ug/L			03/28/22 18:41	1
2,2-Dichloropropane	<0.44		1.0	0.44	ug/L			03/28/22 18:41	1
1,1-Dichloropropene	<0.30		1.0	0.30	ug/L			03/28/22 18:41	1
Ethylbenzene	<0.18		0.50	0.18	ug/L			03/28/22 18:41	1
Hexachlorobutadiene	<0.45		1.0	0.45	ug/L			03/28/22 18:41	1
Isopropylbenzene	<0.39		1.0	0.39	ug/L			03/28/22 18:41	1
Isopropyl ether	<0.28		1.0	0.28	ug/L			03/28/22 18:41	1
Methylene Chloride	<1.6		5.0	1.6	ug/L			03/28/22 18:41	1
Methyl tert-butyl ether	<0.39		1.0	0.39	ug/L			03/28/22 18:41	1
Naphthalene	<0.34		1.0	0.34	ug/L			03/28/22 18:41	1
n-Butylbenzene	<0.39		1.0	0.39	ug/L			03/28/22 18:41	1
N-Propylbenzene	<0.41		1.0	0.41	ug/L			03/28/22 18:41	1
p-Isopropyltoluene	<0.36		1.0	0.36	ug/L			03/28/22 18:41	1
sec-Butylbenzene	<0.40		1.0	0.40	ug/L			03/28/22 18:41	1
Styrene	<0.39		1.0	0.39	ug/L			03/28/22 18:41	1
tert-Butylbenzene	<0.40		1.0	0.40	ug/L			03/28/22 18:41	1
1,1,1,2-Tetrachloroethane	<0.46		1.0	0.46	ug/L			03/28/22 18:41	1
1,1,2,2-Tetrachloroethane	<0.40		1.0	0.40	ug/L			03/28/22 18:41	1
Tetrachloroethene	<0.37		1.0	0.37	ug/L			03/28/22 18:41	1
Toluene	<0.15		0.50	0.15	ug/L			03/28/22 18:41	1
trans-1,2-Dichloroethene	<0.35		1.0	0.35	ug/L			03/28/22 18:41	1
trans-1,3-Dichloropropene	<0.36		1.0	0.36	ug/L			03/28/22 18:41	1

Eurofins Chicago

Client Sample Results

Client: TRC Environmental Corporation
 Project/Site: Village of Grafton

Job ID: 500-213937-1

Client Sample ID: PW1587LR

Lab Sample ID: 500-213937-20

Date Collected: 03/15/22 10:08

Matrix: Water

Date Received: 03/19/22 11:15

Method: 8260B - Volatile Organic Compounds (GC/MS) (Continued)

Analyte	Result	Qualifier	RL	MDL	Unit	D	Prepared	Analyzed	Dil Fac
1,2,3-Trichlorobenzene	<0.46		1.0	0.46	ug/L			03/28/22 18:41	1
1,2,4-Trichlorobenzene	<0.34		1.0	0.34	ug/L			03/28/22 18:41	1
1,1,1-Trichloroethane	<0.38		1.0	0.38	ug/L			03/28/22 18:41	1
1,1,2-Trichloroethane	<0.35		1.0	0.35	ug/L			03/28/22 18:41	1
Trichloroethene	<0.16		0.50	0.16	ug/L			03/28/22 18:41	1
Trichlorofluoromethane	<0.43		1.0	0.43	ug/L			03/28/22 18:41	1
1,2,3-Trichloropropane	<0.41		2.0	0.41	ug/L			03/28/22 18:41	1
1,1,2-Trichlorotrifluoroethane	<0.46		1.0	0.46	ug/L			03/28/22 18:41	1
1,2,4-Trimethylbenzene	<0.36		1.0	0.36	ug/L			03/28/22 18:41	1
1,3,5-Trimethylbenzene	<0.25		1.0	0.25	ug/L			03/28/22 18:41	1
Vinyl chloride	<0.20		1.0	0.20	ug/L			03/28/22 18:41	1
Xylenes, Total	<0.22		1.0	0.22	ug/L			03/28/22 18:41	1
Surrogate	%Recovery	Qualifier	Limits				Prepared	Analyzed	Dil Fac
4-Bromofluorobenzene (Surr)	90		72 - 124					03/28/22 18:41	1
Dibromofluoromethane (Surr)	84		75 - 120					03/28/22 18:41	1
1,2-Dichloroethane-d4 (Surr)	81		75 - 126					03/28/22 18:41	1
Toluene-d8 (Surr)	101		75 - 120					03/28/22 18:41	1

Client Sample Results

Client: TRC Environmental Corporation
 Project/Site: Village of Grafton

Job ID: 500-213937-1

Client Sample ID: PW461HR

Lab Sample ID: 500-213937-21

Date Collected: 03/15/22 09:45

Matrix: Water

Date Received: 03/19/22 11:15

Method: 8260B - Volatile Organic Compounds (GC/MS)

Analyte	Result	Qualifier	RL	MDL	Unit	D	Prepared	Analyzed	Dil Fac
Benzene	<0.15		0.50	0.15	ug/L			03/28/22 19:08	1
Bromobenzene	<0.36		1.0	0.36	ug/L			03/28/22 19:08	1
Bromochloromethane	<0.43		1.0	0.43	ug/L			03/28/22 19:08	1
Bromodichloromethane	<0.37		1.0	0.37	ug/L			03/28/22 19:08	1
Bromoform	<0.48		1.0	0.48	ug/L			03/28/22 19:08	1
Bromomethane	<0.80		3.0	0.80	ug/L			03/28/22 19:08	1
Carbon tetrachloride	<0.38		1.0	0.38	ug/L			03/28/22 19:08	1
Chlorobenzene	<0.39		1.0	0.39	ug/L			03/28/22 19:08	1
Chloroethane	<0.51		1.0	0.51	ug/L			03/28/22 19:08	1
Chloroform	<0.37		2.0	0.37	ug/L			03/28/22 19:08	1
Chloromethane	<0.32		1.0	0.32	ug/L			03/28/22 19:08	1
2-Chlorotoluene	<0.31		1.0	0.31	ug/L			03/28/22 19:08	1
4-Chlorotoluene	<0.35		1.0	0.35	ug/L			03/28/22 19:08	1
cis-1,2-Dichloroethene	<0.41		1.0	0.41	ug/L			03/28/22 19:08	1
cis-1,3-Dichloropropene	<0.42		1.0	0.42	ug/L			03/28/22 19:08	1
Dibromochloromethane	<0.49		1.0	0.49	ug/L			03/28/22 19:08	1
1,2-Dibromo-3-Chloropropane	<2.0		5.0	2.0	ug/L			03/28/22 19:08	1
1,2-Dibromoethane	<0.39		1.0	0.39	ug/L			03/28/22 19:08	1
Dibromomethane	<0.27		1.0	0.27	ug/L			03/28/22 19:08	1
1,2-Dichlorobenzene	<0.33		1.0	0.33	ug/L			03/28/22 19:08	1
1,3-Dichlorobenzene	<0.40		1.0	0.40	ug/L			03/28/22 19:08	1
1,4-Dichlorobenzene	<0.36		1.0	0.36	ug/L			03/28/22 19:08	1
Dichlorodifluoromethane	<0.67		3.0	0.67	ug/L			03/28/22 19:08	1
1,1-Dichloroethane	<0.41		1.0	0.41	ug/L			03/28/22 19:08	1
1,2-Dichloroethane	<0.39		1.0	0.39	ug/L			03/28/22 19:08	1
1,1-Dichloroethene	<0.39		1.0	0.39	ug/L			03/28/22 19:08	1
1,2-Dichloropropane	<0.43		1.0	0.43	ug/L			03/28/22 19:08	1
1,3-Dichloropropane	<0.36		1.0	0.36	ug/L			03/28/22 19:08	1
2,2-Dichloropropane	<0.44		1.0	0.44	ug/L			03/28/22 19:08	1
1,1-Dichloropropene	<0.30		1.0	0.30	ug/L			03/28/22 19:08	1
Ethylbenzene	<0.18		0.50	0.18	ug/L			03/28/22 19:08	1
Hexachlorobutadiene	<0.45		1.0	0.45	ug/L			03/28/22 19:08	1
Isopropylbenzene	<0.39		1.0	0.39	ug/L			03/28/22 19:08	1
Isopropyl ether	<0.28		1.0	0.28	ug/L			03/28/22 19:08	1
Methylene Chloride	<1.6		5.0	1.6	ug/L			03/28/22 19:08	1
Methyl tert-butyl ether	<0.39		1.0	0.39	ug/L			03/28/22 19:08	1
Naphthalene	<0.34		1.0	0.34	ug/L			03/28/22 19:08	1
n-Butylbenzene	<0.39		1.0	0.39	ug/L			03/28/22 19:08	1
N-Propylbenzene	<0.41		1.0	0.41	ug/L			03/28/22 19:08	1
p-Isopropyltoluene	<0.36		1.0	0.36	ug/L			03/28/22 19:08	1
sec-Butylbenzene	<0.40		1.0	0.40	ug/L			03/28/22 19:08	1
Styrene	<0.39		1.0	0.39	ug/L			03/28/22 19:08	1
tert-Butylbenzene	<0.40		1.0	0.40	ug/L			03/28/22 19:08	1
1,1,1,2-Tetrachloroethane	<0.46		1.0	0.46	ug/L			03/28/22 19:08	1
1,1,1,2,2-Tetrachloroethane	<0.40		1.0	0.40	ug/L			03/28/22 19:08	1
Tetrachloroethene	<0.37		1.0	0.37	ug/L			03/28/22 19:08	1
Toluene	<0.15		0.50	0.15	ug/L			03/28/22 19:08	1
trans-1,2-Dichloroethene	<0.35		1.0	0.35	ug/L			03/28/22 19:08	1
trans-1,3-Dichloropropene	<0.36		1.0	0.36	ug/L			03/28/22 19:08	1

Eurofins Chicago

Client Sample Results

Client: TRC Environmental Corporation
 Project/Site: Village of Grafton

Job ID: 500-213937-1

Client Sample ID: PW461HR

Lab Sample ID: 500-213937-21

Date Collected: 03/15/22 09:45

Matrix: Water

Date Received: 03/19/22 11:15

Method: 8260B - Volatile Organic Compounds (GC/MS) (Continued)

Analyte	Result	Qualifier	RL	MDL	Unit	D	Prepared	Analyzed	Dil Fac
1,2,3-Trichlorobenzene	<0.46		1.0	0.46	ug/L			03/28/22 19:08	1
1,2,4-Trichlorobenzene	<0.34		1.0	0.34	ug/L			03/28/22 19:08	1
1,1,1-Trichloroethane	<0.38		1.0	0.38	ug/L			03/28/22 19:08	1
1,1,2-Trichloroethane	<0.35		1.0	0.35	ug/L			03/28/22 19:08	1
Trichloroethene	<0.16		0.50	0.16	ug/L			03/28/22 19:08	1
Trichlorofluoromethane	<0.43		1.0	0.43	ug/L			03/28/22 19:08	1
1,2,3-Trichloropropane	<0.41		2.0	0.41	ug/L			03/28/22 19:08	1
1,1,2-Trichlorotrifluoroethane	<0.46		1.0	0.46	ug/L			03/28/22 19:08	1
1,2,4-Trimethylbenzene	<0.36		1.0	0.36	ug/L			03/28/22 19:08	1
1,3,5-Trimethylbenzene	<0.25		1.0	0.25	ug/L			03/28/22 19:08	1
Vinyl chloride	<0.20		1.0	0.20	ug/L			03/28/22 19:08	1
Xylenes, Total	<0.22		1.0	0.22	ug/L			03/28/22 19:08	1

Surrogate	%Recovery	Qualifier	Limits	Prepared	Analyzed	Dil Fac
4-Bromofluorobenzene (Surr)	87		72 - 124		03/28/22 19:08	1
Dibromofluoromethane (Surr)	84		75 - 120		03/28/22 19:08	1
1,2-Dichloroethane-d4 (Surr)	80		75 - 126		03/28/22 19:08	1
Toluene-d8 (Surr)	100		75 - 120		03/28/22 19:08	1

Client Sample Results

Client: TRC Environmental Corporation
 Project/Site: Village of Grafton

Job ID: 500-213937-1

Client Sample ID: TRIP BLANKS

Lab Sample ID: 500-213937-22

Date Collected: 03/18/22 00:00

Matrix: Water

Date Received: 03/19/22 11:15

Method: 8260B - Volatile Organic Compounds (GC/MS)

Analyte	Result	Qualifier	RL	MDL	Unit	D	Prepared	Analyzed	Dil Fac
Benzene	<0.15		0.50	0.15	ug/L			03/28/22 19:34	1
Bromobenzene	<0.36		1.0	0.36	ug/L			03/28/22 19:34	1
Bromochloromethane	<0.43		1.0	0.43	ug/L			03/28/22 19:34	1
Bromodichloromethane	<0.37		1.0	0.37	ug/L			03/28/22 19:34	1
Bromoform	<0.48		1.0	0.48	ug/L			03/28/22 19:34	1
Bromomethane	<0.80		3.0	0.80	ug/L			03/28/22 19:34	1
Carbon tetrachloride	<0.38		1.0	0.38	ug/L			03/28/22 19:34	1
Chlorobenzene	<0.39		1.0	0.39	ug/L			03/28/22 19:34	1
Chloroethane	<0.51		1.0	0.51	ug/L			03/28/22 19:34	1
Chloroform	<0.37		2.0	0.37	ug/L			03/28/22 19:34	1
Chloromethane	<0.32		1.0	0.32	ug/L			03/28/22 19:34	1
2-Chlorotoluene	<0.31		1.0	0.31	ug/L			03/28/22 19:34	1
4-Chlorotoluene	<0.35		1.0	0.35	ug/L			03/28/22 19:34	1
cis-1,2-Dichloroethene	<0.41		1.0	0.41	ug/L			03/28/22 19:34	1
cis-1,3-Dichloropropene	<0.42		1.0	0.42	ug/L			03/28/22 19:34	1
Dibromochloromethane	<0.49		1.0	0.49	ug/L			03/28/22 19:34	1
1,2-Dibromo-3-Chloropropane	<2.0		5.0	2.0	ug/L			03/28/22 19:34	1
1,2-Dibromoethane	<0.39		1.0	0.39	ug/L			03/28/22 19:34	1
Dibromomethane	<0.27		1.0	0.27	ug/L			03/28/22 19:34	1
1,2-Dichlorobenzene	<0.33		1.0	0.33	ug/L			03/28/22 19:34	1
1,3-Dichlorobenzene	<0.40		1.0	0.40	ug/L			03/28/22 19:34	1
1,4-Dichlorobenzene	<0.36		1.0	0.36	ug/L			03/28/22 19:34	1
Dichlorodifluoromethane	<0.67		3.0	0.67	ug/L			03/28/22 19:34	1
1,1-Dichloroethane	<0.41		1.0	0.41	ug/L			03/28/22 19:34	1
1,2-Dichloroethane	<0.39		1.0	0.39	ug/L			03/28/22 19:34	1
1,1-Dichloroethene	<0.39		1.0	0.39	ug/L			03/28/22 19:34	1
1,2-Dichloropropane	<0.43		1.0	0.43	ug/L			03/28/22 19:34	1
1,3-Dichloropropane	<0.36		1.0	0.36	ug/L			03/28/22 19:34	1
2,2-Dichloropropane	<0.44		1.0	0.44	ug/L			03/28/22 19:34	1
1,1-Dichloropropene	<0.30		1.0	0.30	ug/L			03/28/22 19:34	1
Ethylbenzene	<0.18		0.50	0.18	ug/L			03/28/22 19:34	1
Hexachlorobutadiene	<0.45		1.0	0.45	ug/L			03/28/22 19:34	1
Isopropylbenzene	<0.39		1.0	0.39	ug/L			03/28/22 19:34	1
Isopropyl ether	<0.28		1.0	0.28	ug/L			03/28/22 19:34	1
Methylene Chloride	<1.6		5.0	1.6	ug/L			03/28/22 19:34	1
Methyl tert-butyl ether	<0.39		1.0	0.39	ug/L			03/28/22 19:34	1
Naphthalene	<0.34		1.0	0.34	ug/L			03/28/22 19:34	1
n-Butylbenzene	<0.39		1.0	0.39	ug/L			03/28/22 19:34	1
N-Propylbenzene	<0.41		1.0	0.41	ug/L			03/28/22 19:34	1
p-Isopropyltoluene	<0.36		1.0	0.36	ug/L			03/28/22 19:34	1
sec-Butylbenzene	<0.40		1.0	0.40	ug/L			03/28/22 19:34	1
Styrene	<0.39		1.0	0.39	ug/L			03/28/22 19:34	1
tert-Butylbenzene	<0.40		1.0	0.40	ug/L			03/28/22 19:34	1
1,1,1,2-Tetrachloroethane	<0.46		1.0	0.46	ug/L			03/28/22 19:34	1
1,1,2,2-Tetrachloroethane	<0.40		1.0	0.40	ug/L			03/28/22 19:34	1
Tetrachloroethene	<0.37		1.0	0.37	ug/L			03/28/22 19:34	1
Toluene	<0.15		0.50	0.15	ug/L			03/28/22 19:34	1
trans-1,2-Dichloroethene	<0.35		1.0	0.35	ug/L			03/28/22 19:34	1
trans-1,3-Dichloropropene	<0.36		1.0	0.36	ug/L			03/28/22 19:34	1

Eurofins Chicago

Client Sample Results

Client: TRC Environmental Corporation
 Project/Site: Village of Grafton

Job ID: 500-213937-1

Client Sample ID: TRIP BLANKS

Lab Sample ID: 500-213937-22

Date Collected: 03/18/22 00:00

Matrix: Water

Date Received: 03/19/22 11:15

Method: 8260B - Volatile Organic Compounds (GC/MS) (Continued)

Analyte	Result	Qualifier	RL	MDL	Unit	D	Prepared	Analyzed	Dil Fac
1,2,3-Trichlorobenzene	<0.46		1.0	0.46	ug/L			03/28/22 19:34	1
1,2,4-Trichlorobenzene	<0.34		1.0	0.34	ug/L			03/28/22 19:34	1
1,1,1-Trichloroethane	<0.38		1.0	0.38	ug/L			03/28/22 19:34	1
1,1,2-Trichloroethane	<0.35		1.0	0.35	ug/L			03/28/22 19:34	1
Trichloroethene	<0.16		0.50	0.16	ug/L			03/28/22 19:34	1
Trichlorofluoromethane	<0.43		1.0	0.43	ug/L			03/28/22 19:34	1
1,2,3-Trichloropropane	<0.41		2.0	0.41	ug/L			03/28/22 19:34	1
1,1,2-Trichlorotrifluoroethane	<0.46		1.0	0.46	ug/L			03/28/22 19:34	1
1,2,4-Trimethylbenzene	<0.36		1.0	0.36	ug/L			03/28/22 19:34	1
1,3,5-Trimethylbenzene	<0.25		1.0	0.25	ug/L			03/28/22 19:34	1
Vinyl chloride	<0.20		1.0	0.20	ug/L			03/28/22 19:34	1
Xylenes, Total	<0.22		1.0	0.22	ug/L			03/28/22 19:34	1

Surrogate	%Recovery	Qualifier	Limits	Prepared	Analyzed	Dil Fac
4-Bromofluorobenzene (Surr)	91		72 - 124		03/28/22 19:34	1
Dibromofluoromethane (Surr)	85		75 - 120		03/28/22 19:34	1
1,2-Dichloroethane-d4 (Surr)	82		75 - 126		03/28/22 19:34	1
Toluene-d8 (Surr)	100		75 - 120		03/28/22 19:34	1

Client Sample Results

Client: TRC Environmental Corporation
Project/Site: Village of Grafton

Job ID: 500-213937-1

Client Sample ID: P05B DUP

Lab Sample ID: 500-213937-23

Date Collected: 03/17/22 11:13

Matrix: Water

Date Received: 03/19/22 11:15

Method: 8260B - Volatile Organic Compounds (GC/MS)

Analyte	Result	Qualifier	RL	MDL	Unit	D	Prepared	Analyzed	Dil Fac
Benzene	<0.15		0.50	0.15	ug/L			03/28/22 20:02	1
Bromobenzene	<0.36		1.0	0.36	ug/L			03/28/22 20:02	1
Bromochloromethane	<0.43		1.0	0.43	ug/L			03/28/22 20:02	1
Bromodichloromethane	<0.37		1.0	0.37	ug/L			03/28/22 20:02	1
Bromoform	<0.48		1.0	0.48	ug/L			03/28/22 20:02	1
Bromomethane	<0.80		3.0	0.80	ug/L			03/28/22 20:02	1
Carbon tetrachloride	<0.38		1.0	0.38	ug/L			03/28/22 20:02	1
Chlorobenzene	<0.39		1.0	0.39	ug/L			03/28/22 20:02	1
Chloroethane	<0.51		1.0	0.51	ug/L			03/28/22 20:02	1
Chloroform	<0.37		2.0	0.37	ug/L			03/28/22 20:02	1
Chloromethane	<0.32		1.0	0.32	ug/L			03/28/22 20:02	1
2-Chlorotoluene	<0.31		1.0	0.31	ug/L			03/28/22 20:02	1
4-Chlorotoluene	<0.35		1.0	0.35	ug/L			03/28/22 20:02	1
cis-1,2-Dichloroethene	<0.41		1.0	0.41	ug/L			03/28/22 20:02	1
cis-1,3-Dichloropropene	<0.42		1.0	0.42	ug/L			03/28/22 20:02	1
Dibromochloromethane	<0.49		1.0	0.49	ug/L			03/28/22 20:02	1
1,2-Dibromo-3-Chloropropane	<2.0		5.0	2.0	ug/L			03/28/22 20:02	1
1,2-Dibromoethane	<0.39		1.0	0.39	ug/L			03/28/22 20:02	1
Dibromomethane	<0.27		1.0	0.27	ug/L			03/28/22 20:02	1
1,2-Dichlorobenzene	<0.33		1.0	0.33	ug/L			03/28/22 20:02	1
1,3-Dichlorobenzene	<0.40		1.0	0.40	ug/L			03/28/22 20:02	1
1,4-Dichlorobenzene	<0.36		1.0	0.36	ug/L			03/28/22 20:02	1
Dichlorodifluoromethane	<0.67		3.0	0.67	ug/L			03/28/22 20:02	1
1,1-Dichloroethane	<0.41		1.0	0.41	ug/L			03/28/22 20:02	1
1,2-Dichloroethane	<0.39		1.0	0.39	ug/L			03/28/22 20:02	1
1,1-Dichloroethene	<0.39		1.0	0.39	ug/L			03/28/22 20:02	1
1,2-Dichloropropane	<0.43		1.0	0.43	ug/L			03/28/22 20:02	1
1,3-Dichloropropane	<0.36		1.0	0.36	ug/L			03/28/22 20:02	1
2,2-Dichloropropane	<0.44		1.0	0.44	ug/L			03/28/22 20:02	1
1,1-Dichloropropene	<0.30		1.0	0.30	ug/L			03/28/22 20:02	1
Ethylbenzene	<0.18		0.50	0.18	ug/L			03/28/22 20:02	1
Hexachlorobutadiene	<0.45		1.0	0.45	ug/L			03/28/22 20:02	1
Isopropylbenzene	<0.39		1.0	0.39	ug/L			03/28/22 20:02	1
Isopropyl ether	<0.28		1.0	0.28	ug/L			03/28/22 20:02	1
Methylene Chloride	<1.6		5.0	1.6	ug/L			03/28/22 20:02	1
Methyl tert-butyl ether	<0.39		1.0	0.39	ug/L			03/28/22 20:02	1
Naphthalene	<0.34		1.0	0.34	ug/L			03/28/22 20:02	1
n-Butylbenzene	<0.39		1.0	0.39	ug/L			03/28/22 20:02	1
N-Propylbenzene	<0.41		1.0	0.41	ug/L			03/28/22 20:02	1
p-Isopropyltoluene	<0.36		1.0	0.36	ug/L			03/28/22 20:02	1
sec-Butylbenzene	<0.40		1.0	0.40	ug/L			03/28/22 20:02	1
Styrene	<0.39		1.0	0.39	ug/L			03/28/22 20:02	1
tert-Butylbenzene	<0.40		1.0	0.40	ug/L			03/28/22 20:02	1
1,1,1,2-Tetrachloroethane	<0.46		1.0	0.46	ug/L			03/28/22 20:02	1
1,1,1,2,2-Tetrachloroethane	<0.40		1.0	0.40	ug/L			03/28/22 20:02	1
Tetrachloroethene	<0.37		1.0	0.37	ug/L			03/28/22 20:02	1
Toluene	<0.15		0.50	0.15	ug/L			03/28/22 20:02	1
trans-1,2-Dichloroethene	<0.35		1.0	0.35	ug/L			03/28/22 20:02	1
trans-1,3-Dichloropropene	<0.36		1.0	0.36	ug/L			03/28/22 20:02	1

Eurofins Chicago

Client Sample Results

Client: TRC Environmental Corporation
 Project/Site: Village of Grafton

Job ID: 500-213937-1

Client Sample ID: P05B DUP

Lab Sample ID: 500-213937-23

Date Collected: 03/17/22 11:13

Matrix: Water

Date Received: 03/19/22 11:15

Method: 8260B - Volatile Organic Compounds (GC/MS) (Continued)

Analyte	Result	Qualifier	RL	MDL	Unit	D	Prepared	Analyzed	Dil Fac
1,2,3-Trichlorobenzene	<0.46		1.0	0.46	ug/L			03/28/22 20:02	1
1,2,4-Trichlorobenzene	<0.34		1.0	0.34	ug/L			03/28/22 20:02	1
1,1,1-Trichloroethane	<0.38		1.0	0.38	ug/L			03/28/22 20:02	1
1,1,2-Trichloroethane	<0.35		1.0	0.35	ug/L			03/28/22 20:02	1
Trichloroethene	0.70		0.50	0.16	ug/L			03/28/22 20:02	1
Trichlorofluoromethane	<0.43		1.0	0.43	ug/L			03/28/22 20:02	1
1,2,3-Trichloropropane	<0.41		2.0	0.41	ug/L			03/28/22 20:02	1
1,1,2-Trichlorotrifluoroethane	1.8		1.0	0.46	ug/L			03/28/22 20:02	1
1,2,4-Trimethylbenzene	<0.36		1.0	0.36	ug/L			03/28/22 20:02	1
1,3,5-Trimethylbenzene	<0.25		1.0	0.25	ug/L			03/28/22 20:02	1
Vinyl chloride	<0.20		1.0	0.20	ug/L			03/28/22 20:02	1
Xylenes, Total	<0.22		1.0	0.22	ug/L			03/28/22 20:02	1

Surrogate	%Recovery	Qualifier	Limits	Prepared	Analyzed	Dil Fac
4-Bromofluorobenzene (Surr)	90		72 - 124		03/28/22 20:02	1
Dibromofluoromethane (Surr)	85		75 - 120		03/28/22 20:02	1
1,2-Dichloroethane-d4 (Surr)	82		75 - 126		03/28/22 20:02	1
Toluene-d8 (Surr)	100		75 - 120		03/28/22 20:02	1

Definitions/Glossary

Client: TRC Environmental Corporation
Project/Site: Village of Grafton

Job ID: 500-213937-1

Qualifiers

GC/MS VOA

Qualifier	Qualifier Description
F2	MS/MSD RPD exceeds control limits
J	Result is less than the RL but greater than or equal to the MDL and the concentration is an approximate value.

Glossary

Abbreviation	These commonly used abbreviations may or may not be present in this report.
α	Listed under the "D" column to designate that the result is reported on a dry weight basis
%R	Percent Recovery
CFL	Contains Free Liquid
CFU	Colony Forming Unit
CNF	Contains No Free Liquid
DER	Duplicate Error Ratio (normalized absolute difference)
Dil Fac	Dilution Factor
DL	Detection Limit (DoD/DOE)
DL, RA, RE, IN	Indicates a Dilution, Re-analysis, Re-extraction, or additional Initial metals/anion analysis of the sample
DLC	Decision Level Concentration (Radiochemistry)
EDL	Estimated Detection Limit (Dioxin)
LOD	Limit of Detection (DoD/DOE)
LOQ	Limit of Quantitation (DoD/DOE)
MCL	EPA recommended "Maximum Contaminant Level"
MDA	Minimum Detectable Activity (Radiochemistry)
MDC	Minimum Detectable Concentration (Radiochemistry)
MDL	Method Detection Limit
ML	Minimum Level (Dioxin)
MPN	Most Probable Number
MQL	Method Quantitation Limit
NC	Not Calculated
ND	Not Detected at the reporting limit (or MDL or EDL if shown)
NEG	Negative / Absent
POS	Positive / Present
PQL	Practical Quantitation Limit
PRES	Presumptive
QC	Quality Control
RER	Relative Error Ratio (Radiochemistry)
RL	Reporting Limit or Requested Limit (Radiochemistry)
RPD	Relative Percent Difference, a measure of the relative difference between two points
TEF	Toxicity Equivalent Factor (Dioxin)
TEQ	Toxicity Equivalent Quotient (Dioxin)
TNTC	Too Numerous To Count

QC Association Summary

Client: TRC Environmental Corporation
 Project/Site: Village of Grafton

Job ID: 500-213937-1

GC/MS VOA

Analysis Batch: 648557

Lab Sample ID	Client Sample ID	Prep Type	Matrix	Method	Prep Batch
500-213937-1	P01B	Total/NA	Water	8260B	
500-213937-2	P01C	Total/NA	Water	8260B	
500-213937-3	P01D	Total/NA	Water	8260B	
500-213937-4	P02B	Total/NA	Water	8260B	
500-213937-5	P03B	Total/NA	Water	8260B	
500-213937-6	P04B	Total/NA	Water	8260B	
MB 500-648557/7	Method Blank	Total/NA	Water	8260B	
LCS 500-648557/10	Lab Control Sample	Total/NA	Water	8260B	

Analysis Batch: 648983

Lab Sample ID	Client Sample ID	Prep Type	Matrix	Method	Prep Batch
500-213937-4 - DL	P02B	Total/NA	Water	8260B	
500-213937-7	P05B	Total/NA	Water	8260B	
500-213937-8	P06B	Total/NA	Water	8260B	
500-213937-9	P07B	Total/NA	Water	8260B	
500-213937-10	P08B	Total/NA	Water	8260B	
500-213937-11	P09B	Total/NA	Water	8260B	
500-213937-12	P10B	Total/NA	Water	8260B	
500-213937-13	LH1	Total/NA	Water	8260B	
500-213937-15	MW02A	Total/NA	Water	8260B	
500-213937-16	MW08A	Total/NA	Water	8260B	
500-213937-17	PW717HC	Total/NA	Water	8260B	
500-213937-18	PW1716LR	Total/NA	Water	8260B	
500-213937-19	PW1530LR	Total/NA	Water	8260B	
500-213937-20	PW1587LR	Total/NA	Water	8260B	
500-213937-21	PW461HR	Total/NA	Water	8260B	
500-213937-22	TRIP BLANKS	Total/NA	Water	8260B	
500-213937-23	P05B DUP	Total/NA	Water	8260B	
MB 500-648983/7	Method Blank	Total/NA	Water	8260B	
LCS 500-648983/5	Lab Control Sample	Total/NA	Water	8260B	
500-213937-7 MS	P05B	Total/NA	Water	8260B	
500-213937-7 MSD	P05B	Total/NA	Water	8260B	

Surrogate Summary

Client: TRC Environmental Corporation
 Project/Site: Village of Grafton

Job ID: 500-213937-1

Method: 8260B - Volatile Organic Compounds (GC/MS)

Matrix: Water

Prep Type: Total/NA

Percent Surrogate Recovery (Acceptance Limits)

Lab Sample ID	Client Sample ID	BFB	DBFM	DCA	TOL
		(72-124)	(75-120)	(75-126)	(75-120)
500-213937-1	P01B	86	86	85	102
500-213937-2	P01C	88	86	84	101
500-213937-3	P01D	86	85	85	101
500-213937-4	P02B	87	87	84	101
500-213937-4 - DL	P02B	87	84	80	103
500-213937-5	P03B	87	87	86	102
500-213937-6	P04B	88	89	85	100
500-213937-7	P05B	87	85	81	102
500-213937-7 MS	P05B	86	89	81	102
500-213937-7 MSD	P05B	86	88	80	101
500-213937-8	P06B	88	85	81	101
500-213937-9	P07B	88	84	80	101
500-213937-10	P08B	87	84	82	102
500-213937-11	P09B	89	85	82	100
500-213937-12	P10B	87	85	82	101
500-213937-13	LH1	88	85	81	101
500-213937-15	MW02A	89	84	82	101
500-213937-16	MW08A	88	84	81	103
500-213937-17	PW717HC	90	85	81	101
500-213937-18	PW1716LR	88	85	81	100
500-213937-19	PW1530LR	90	84	83	102
500-213937-20	PW1587LR	90	84	81	101
500-213937-21	PW461HR	87	84	80	100
500-213937-22	TRIP BLANKS	91	85	82	100
500-213937-23	P05B DUP	90	85	82	100
LCS 500-648557/10	Lab Control Sample	84	90	81	103
LCS 500-648983/5	Lab Control Sample	83	89	78	102
MB 500-648557/7	Method Blank	86	85	80	101
MB 500-648983/7	Method Blank	87	84	81	103

Surrogate Legend

BFB = 4-Bromofluorobenzene (Surr)
 DBFM = Dibromofluoromethane (Surr)
 DCA = 1,2-Dichloroethane-d4 (Surr)
 TOL = Toluene-d8 (Surr)

QC Sample Results

Client: TRC Environmental Corporation
 Project/Site: Village of Grafton

Job ID: 500-213937-1

Method: 8260B - Volatile Organic Compounds (GC/MS)

Lab Sample ID: MB 500-648557/7
Matrix: Water
Analysis Batch: 648557

Client Sample ID: Method Blank
Prep Type: Total/NA

Analyte	MB	MB	RL	MDL	Unit	D	Prepared	Analyzed	Dil Fac
	Result	Qualifier							
Benzene	<0.15		0.50	0.15	ug/L			03/24/22 12:36	1
Bromobenzene	<0.36		1.0	0.36	ug/L			03/24/22 12:36	1
Bromochloromethane	<0.43		1.0	0.43	ug/L			03/24/22 12:36	1
Bromodichloromethane	<0.37		1.0	0.37	ug/L			03/24/22 12:36	1
Bromoform	<0.48		1.0	0.48	ug/L			03/24/22 12:36	1
Bromomethane	<0.80		3.0	0.80	ug/L			03/24/22 12:36	1
Carbon tetrachloride	<0.38		1.0	0.38	ug/L			03/24/22 12:36	1
Chlorobenzene	<0.39		1.0	0.39	ug/L			03/24/22 12:36	1
Chloroethane	<0.51		1.0	0.51	ug/L			03/24/22 12:36	1
Chloroform	<0.37		2.0	0.37	ug/L			03/24/22 12:36	1
Chloromethane	<0.32		1.0	0.32	ug/L			03/24/22 12:36	1
2-Chlorotoluene	<0.31		1.0	0.31	ug/L			03/24/22 12:36	1
4-Chlorotoluene	<0.35		1.0	0.35	ug/L			03/24/22 12:36	1
cis-1,2-Dichloroethene	<0.41		1.0	0.41	ug/L			03/24/22 12:36	1
cis-1,3-Dichloropropene	<0.42		1.0	0.42	ug/L			03/24/22 12:36	1
Dibromochloromethane	<0.49		1.0	0.49	ug/L			03/24/22 12:36	1
1,2-Dibromo-3-Chloropropane	<2.0		5.0	2.0	ug/L			03/24/22 12:36	1
1,2-Dibromoethane	<0.39		1.0	0.39	ug/L			03/24/22 12:36	1
Dibromomethane	<0.27		1.0	0.27	ug/L			03/24/22 12:36	1
1,2-Dichlorobenzene	<0.33		1.0	0.33	ug/L			03/24/22 12:36	1
1,3-Dichlorobenzene	<0.40		1.0	0.40	ug/L			03/24/22 12:36	1
1,4-Dichlorobenzene	<0.36		1.0	0.36	ug/L			03/24/22 12:36	1
Dichlorodifluoromethane	<0.67		3.0	0.67	ug/L			03/24/22 12:36	1
1,1-Dichloroethane	<0.41		1.0	0.41	ug/L			03/24/22 12:36	1
1,2-Dichloroethane	<0.39		1.0	0.39	ug/L			03/24/22 12:36	1
1,1-Dichloroethene	<0.39		1.0	0.39	ug/L			03/24/22 12:36	1
1,2-Dichloropropane	<0.43		1.0	0.43	ug/L			03/24/22 12:36	1
1,3-Dichloropropane	<0.36		1.0	0.36	ug/L			03/24/22 12:36	1
2,2-Dichloropropane	<0.44		1.0	0.44	ug/L			03/24/22 12:36	1
1,1-Dichloropropene	<0.30		1.0	0.30	ug/L			03/24/22 12:36	1
Ethylbenzene	<0.18		0.50	0.18	ug/L			03/24/22 12:36	1
Hexachlorobutadiene	<0.45		1.0	0.45	ug/L			03/24/22 12:36	1
Isopropylbenzene	<0.39		1.0	0.39	ug/L			03/24/22 12:36	1
Isopropyl ether	<0.28		1.0	0.28	ug/L			03/24/22 12:36	1
Methylene Chloride	<1.6		5.0	1.6	ug/L			03/24/22 12:36	1
Methyl tert-butyl ether	<0.39		1.0	0.39	ug/L			03/24/22 12:36	1
Naphthalene	<0.34		1.0	0.34	ug/L			03/24/22 12:36	1
n-Butylbenzene	<0.39		1.0	0.39	ug/L			03/24/22 12:36	1
N-Propylbenzene	<0.41		1.0	0.41	ug/L			03/24/22 12:36	1
p-Isopropyltoluene	<0.36		1.0	0.36	ug/L			03/24/22 12:36	1
sec-Butylbenzene	<0.40		1.0	0.40	ug/L			03/24/22 12:36	1
Styrene	<0.39		1.0	0.39	ug/L			03/24/22 12:36	1
tert-Butylbenzene	<0.40		1.0	0.40	ug/L			03/24/22 12:36	1
1,1,1,2-Tetrachloroethane	<0.46		1.0	0.46	ug/L			03/24/22 12:36	1
1,1,2,2-Tetrachloroethane	<0.40		1.0	0.40	ug/L			03/24/22 12:36	1
Tetrachloroethene	<0.37		1.0	0.37	ug/L			03/24/22 12:36	1
Toluene	<0.15		0.50	0.15	ug/L			03/24/22 12:36	1
trans-1,2-Dichloroethene	<0.35		1.0	0.35	ug/L			03/24/22 12:36	1

Eurofins Chicago

QC Sample Results

Client: TRC Environmental Corporation
 Project/Site: Village of Grafton

Job ID: 500-213937-1

Method: 8260B - Volatile Organic Compounds (GC/MS) (Continued)

Lab Sample ID: MB 500-648557/7
Matrix: Water
Analysis Batch: 648557

Client Sample ID: Method Blank
Prep Type: Total/NA

Analyte	MB	MB	RL	MDL	Unit	D	Prepared	Analyzed	Dil Fac
	Result	Qualifier							
trans-1,3-Dichloropropene	<0.36		1.0	0.36	ug/L			03/24/22 12:36	1
1,2,3-Trichlorobenzene	<0.46		1.0	0.46	ug/L			03/24/22 12:36	1
1,2,4-Trichlorobenzene	<0.34		1.0	0.34	ug/L			03/24/22 12:36	1
1,1,1-Trichloroethane	<0.38		1.0	0.38	ug/L			03/24/22 12:36	1
1,1,2-Trichloroethane	<0.35		1.0	0.35	ug/L			03/24/22 12:36	1
Trichloroethene	<0.16		0.50	0.16	ug/L			03/24/22 12:36	1
Trichlorofluoromethane	<0.43		1.0	0.43	ug/L			03/24/22 12:36	1
1,2,3-Trichloropropane	<0.41		2.0	0.41	ug/L			03/24/22 12:36	1
1,1,2-Trichlorotrifluoroethane	<0.46		1.0	0.46	ug/L			03/24/22 12:36	1
1,2,4-Trimethylbenzene	<0.36		1.0	0.36	ug/L			03/24/22 12:36	1
1,3,5-Trimethylbenzene	<0.25		1.0	0.25	ug/L			03/24/22 12:36	1
Vinyl chloride	<0.20		1.0	0.20	ug/L			03/24/22 12:36	1
Xylenes, Total	<0.22		1.0	0.22	ug/L			03/24/22 12:36	1

Surrogate	MB	MB	Limits	Prepared	Analyzed	Dil Fac
	%Recovery	Qualifier				
4-Bromofluorobenzene (Surr)	86		72 - 124		03/24/22 12:36	1
Dibromofluoromethane (Surr)	85		75 - 120		03/24/22 12:36	1
1,2-Dichloroethane-d4 (Surr)	80		75 - 126		03/24/22 12:36	1
Toluene-d8 (Surr)	101		75 - 120		03/24/22 12:36	1

Lab Sample ID: LCS 500-648557/10
Matrix: Water
Analysis Batch: 648557

Client Sample ID: Lab Control Sample
Prep Type: Total/NA

Analyte	Spike Added	LCS Result	LCS Qualifier	Unit	D	%Rec	%Rec. Limits
Bromobenzene	50.0	47.7		ug/L		95	70 - 122
Bromochloromethane	50.0	45.1		ug/L		90	65 - 122
Bromodichloromethane	50.0	40.6		ug/L		81	69 - 120
Bromoform	50.0	36.4		ug/L		73	56 - 132
Bromomethane	50.0	41.2		ug/L		82	40 - 152
Carbon tetrachloride	50.0	49.2		ug/L		98	59 - 133
Chlorobenzene	50.0	50.5		ug/L		101	70 - 120
Chloroethane	50.0	39.3		ug/L		79	48 - 136
Chloroform	50.0	47.2		ug/L		94	70 - 120
Chloromethane	50.0	60.5		ug/L		121	56 - 152
2-Chlorotoluene	50.0	46.7		ug/L		93	70 - 125
4-Chlorotoluene	50.0	46.8		ug/L		94	68 - 124
cis-1,2-Dichloroethene	50.0	47.4		ug/L		95	70 - 125
cis-1,3-Dichloropropene	50.0	46.4		ug/L		93	64 - 127
Dibromochloromethane	50.0	42.2		ug/L		84	68 - 125
1,2-Dibromo-3-Chloropropane	50.0	36.7		ug/L		73	56 - 123
1,2-Dibromoethane	50.0	45.6		ug/L		91	70 - 125
Dibromomethane	50.0	40.9		ug/L		82	70 - 120
1,2-Dichlorobenzene	50.0	51.5		ug/L		103	70 - 125
1,3-Dichlorobenzene	50.0	50.8		ug/L		102	70 - 125
1,4-Dichlorobenzene	50.0	52.2		ug/L		104	70 - 120
Dichlorodifluoromethane	50.0	48.7		ug/L		97	40 - 159

Eurofins Chicago

QC Sample Results

Client: TRC Environmental Corporation
 Project/Site: Village of Grafton

Job ID: 500-213937-1

Method: 8260B - Volatile Organic Compounds (GC/MS) (Continued)

Lab Sample ID: LCS 500-648557/10
Matrix: Water
Analysis Batch: 648557

Client Sample ID: Lab Control Sample
Prep Type: Total/NA

Analyte	Spike Added	LCS Result	LCS Qualifier	Unit	D	%Rec	%Rec. Limits
1,1-Dichloroethane	50.0	51.2		ug/L		102	70 - 125
1,2-Dichloroethane	50.0	41.8		ug/L		84	68 - 127
1,1-Dichloroethene	50.0	49.7		ug/L		99	67 - 122
1,2-Dichloropropane	50.0	49.9		ug/L		100	67 - 130
1,3-Dichloropropane	50.0	47.1		ug/L		94	62 - 136
2,2-Dichloropropane	50.0	52.8		ug/L		106	58 - 139
1,1-Dichloropropene	50.0	53.7		ug/L		107	70 - 121
Ethylbenzene	50.0	54.9		ug/L		110	70 - 123
Hexachlorobutadiene	50.0	54.0		ug/L		108	51 - 150
Isopropylbenzene	50.0	53.2		ug/L		106	70 - 126
Methylene Chloride	50.0	47.8		ug/L		96	69 - 125
Methyl tert-butyl ether	50.0	43.9		ug/L		88	55 - 123
Naphthalene	50.0	59.7		ug/L		119	53 - 144
n-Butylbenzene	50.0	53.2		ug/L		106	68 - 125
N-Propylbenzene	50.0	50.0		ug/L		100	69 - 127
p-Isopropyltoluene	50.0	53.3		ug/L		107	70 - 125
sec-Butylbenzene	50.0	54.3		ug/L		109	70 - 123
Styrene	50.0	51.2		ug/L		102	70 - 120
tert-Butylbenzene	50.0	51.9		ug/L		104	70 - 121
1,1,1,2-Tetrachloroethane	50.0	48.4		ug/L		97	70 - 125
1,1,2,2-Tetrachloroethane	50.0	41.5		ug/L		83	62 - 140
Tetrachloroethene	50.0	57.4		ug/L		115	70 - 128
Toluene	50.0	51.7		ug/L		103	70 - 125
trans-1,2-Dichloroethene	50.0	48.8		ug/L		98	70 - 125
trans-1,3-Dichloropropene	50.0	41.8		ug/L		84	62 - 128
1,2,3-Trichlorobenzene	50.0	67.2		ug/L		134	51 - 145
1,2,4-Trichlorobenzene	50.0	61.5		ug/L		123	57 - 137
1,1,1-Trichloroethane	50.0	47.3		ug/L		95	70 - 125
1,1,2-Trichloroethane	50.0	42.6		ug/L		85	71 - 130
Trichloroethene	50.0	53.8		ug/L		108	70 - 125
Trichlorofluoromethane	50.0	50.2		ug/L		100	55 - 128
1,2,3-Trichloropropane	50.0	43.2		ug/L		86	50 - 133
1,1,2-Trichlorotrifluoroethane	50.0	52.9		ug/L		106	70 - 123
1,2,4-Trimethylbenzene	50.0	51.1		ug/L		102	70 - 123
1,3,5-Trimethylbenzene	50.0	52.1		ug/L		104	70 - 123
Vinyl chloride	50.0	57.3		ug/L		115	64 - 126
Xylenes, Total	100	100		ug/L		100	70 - 125

Surrogate	LCS %Recovery	LCS Qualifier	Limits
4-Bromofluorobenzene (Surr)	84		72 - 124
Dibromofluoromethane (Surr)	90		75 - 120
1,2-Dichloroethane-d4 (Surr)	81		75 - 126
Toluene-d8 (Surr)	103		75 - 120

QC Sample Results

Client: TRC Environmental Corporation
 Project/Site: Village of Grafton

Job ID: 500-213937-1

Method: 8260B - Volatile Organic Compounds (GC/MS) (Continued)

Lab Sample ID: MB 500-648983/7
Matrix: Water
Analysis Batch: 648983

Client Sample ID: Method Blank
Prep Type: Total/NA

Analyte	MB	MB	RL	MDL	Unit	D	Prepared	Analyzed	Dil Fac
	Result	Qualifier							
Benzene	<0.15		0.50	0.15	ug/L			03/28/22 11:30	1
Bromobenzene	<0.36		1.0	0.36	ug/L			03/28/22 11:30	1
Bromochloromethane	<0.43		1.0	0.43	ug/L			03/28/22 11:30	1
Bromodichloromethane	<0.37		1.0	0.37	ug/L			03/28/22 11:30	1
Bromoform	<0.48		1.0	0.48	ug/L			03/28/22 11:30	1
Bromomethane	<0.80		3.0	0.80	ug/L			03/28/22 11:30	1
Carbon tetrachloride	<0.38		1.0	0.38	ug/L			03/28/22 11:30	1
Chlorobenzene	<0.39		1.0	0.39	ug/L			03/28/22 11:30	1
Chloroethane	<0.51		1.0	0.51	ug/L			03/28/22 11:30	1
Chloroform	<0.37		2.0	0.37	ug/L			03/28/22 11:30	1
Chloromethane	<0.32		1.0	0.32	ug/L			03/28/22 11:30	1
2-Chlorotoluene	<0.31		1.0	0.31	ug/L			03/28/22 11:30	1
4-Chlorotoluene	<0.35		1.0	0.35	ug/L			03/28/22 11:30	1
cis-1,2-Dichloroethene	<0.41		1.0	0.41	ug/L			03/28/22 11:30	1
cis-1,3-Dichloropropene	<0.42		1.0	0.42	ug/L			03/28/22 11:30	1
Dibromochloromethane	<0.49		1.0	0.49	ug/L			03/28/22 11:30	1
1,2-Dibromo-3-Chloropropane	<2.0		5.0	2.0	ug/L			03/28/22 11:30	1
1,2-Dibromoethane	<0.39		1.0	0.39	ug/L			03/28/22 11:30	1
Dibromomethane	<0.27		1.0	0.27	ug/L			03/28/22 11:30	1
1,2-Dichlorobenzene	<0.33		1.0	0.33	ug/L			03/28/22 11:30	1
1,3-Dichlorobenzene	<0.40		1.0	0.40	ug/L			03/28/22 11:30	1
1,4-Dichlorobenzene	<0.36		1.0	0.36	ug/L			03/28/22 11:30	1
Dichlorodifluoromethane	<0.67		3.0	0.67	ug/L			03/28/22 11:30	1
1,1-Dichloroethane	<0.41		1.0	0.41	ug/L			03/28/22 11:30	1
1,2-Dichloroethane	<0.39		1.0	0.39	ug/L			03/28/22 11:30	1
1,1-Dichloroethene	<0.39		1.0	0.39	ug/L			03/28/22 11:30	1
1,2-Dichloropropane	<0.43		1.0	0.43	ug/L			03/28/22 11:30	1
1,3-Dichloropropane	<0.36		1.0	0.36	ug/L			03/28/22 11:30	1
2,2-Dichloropropane	<0.44		1.0	0.44	ug/L			03/28/22 11:30	1
1,1-Dichloropropene	<0.30		1.0	0.30	ug/L			03/28/22 11:30	1
Ethylbenzene	<0.18		0.50	0.18	ug/L			03/28/22 11:30	1
Hexachlorobutadiene	<0.45		1.0	0.45	ug/L			03/28/22 11:30	1
Isopropylbenzene	<0.39		1.0	0.39	ug/L			03/28/22 11:30	1
Isopropyl ether	<0.28		1.0	0.28	ug/L			03/28/22 11:30	1
Methylene Chloride	<1.6		5.0	1.6	ug/L			03/28/22 11:30	1
Methyl tert-butyl ether	<0.39		1.0	0.39	ug/L			03/28/22 11:30	1
Naphthalene	<0.34		1.0	0.34	ug/L			03/28/22 11:30	1
n-Butylbenzene	<0.39		1.0	0.39	ug/L			03/28/22 11:30	1
N-Propylbenzene	<0.41		1.0	0.41	ug/L			03/28/22 11:30	1
p-Isopropyltoluene	<0.36		1.0	0.36	ug/L			03/28/22 11:30	1
sec-Butylbenzene	<0.40		1.0	0.40	ug/L			03/28/22 11:30	1
Styrene	<0.39		1.0	0.39	ug/L			03/28/22 11:30	1
tert-Butylbenzene	<0.40		1.0	0.40	ug/L			03/28/22 11:30	1
1,1,1,2-Tetrachloroethane	<0.46		1.0	0.46	ug/L			03/28/22 11:30	1
1,1,2,2-Tetrachloroethane	<0.40		1.0	0.40	ug/L			03/28/22 11:30	1
Tetrachloroethene	<0.37		1.0	0.37	ug/L			03/28/22 11:30	1
Toluene	<0.15		0.50	0.15	ug/L			03/28/22 11:30	1
trans-1,2-Dichloroethene	<0.35		1.0	0.35	ug/L			03/28/22 11:30	1

Eurofins Chicago

QC Sample Results

Client: TRC Environmental Corporation
 Project/Site: Village of Grafton

Job ID: 500-213937-1

Method: 8260B - Volatile Organic Compounds (GC/MS) (Continued)

Lab Sample ID: MB 500-648983/7
Matrix: Water
Analysis Batch: 648983

Client Sample ID: Method Blank
Prep Type: Total/NA

Analyte	MB Result	MB Qualifier	RL	MDL	Unit	D	Prepared	Analyzed	Dil Fac
trans-1,3-Dichloropropene	<0.36		1.0	0.36	ug/L			03/28/22 11:30	1
1,2,3-Trichlorobenzene	<0.46		1.0	0.46	ug/L			03/28/22 11:30	1
1,2,4-Trichlorobenzene	<0.34		1.0	0.34	ug/L			03/28/22 11:30	1
1,1,1-Trichloroethane	<0.38		1.0	0.38	ug/L			03/28/22 11:30	1
1,1,2-Trichloroethane	<0.35		1.0	0.35	ug/L			03/28/22 11:30	1
Trichloroethene	<0.16		0.50	0.16	ug/L			03/28/22 11:30	1
Trichlorofluoromethane	<0.43		1.0	0.43	ug/L			03/28/22 11:30	1
1,2,3-Trichloropropane	<0.41		2.0	0.41	ug/L			03/28/22 11:30	1
1,1,2-Trichlorotrifluoroethane	<0.46		1.0	0.46	ug/L			03/28/22 11:30	1
1,2,4-Trimethylbenzene	<0.36		1.0	0.36	ug/L			03/28/22 11:30	1
1,3,5-Trimethylbenzene	<0.25		1.0	0.25	ug/L			03/28/22 11:30	1
Vinyl chloride	<0.20		1.0	0.20	ug/L			03/28/22 11:30	1
Xylenes, Total	<0.22		1.0	0.22	ug/L			03/28/22 11:30	1

Surrogate	MB %Recovery	MB Qualifier	Limits	Prepared	Analyzed	Dil Fac
4-Bromofluorobenzene (Surr)	87		72 - 124		03/28/22 11:30	1
Dibromofluoromethane (Surr)	84		75 - 120		03/28/22 11:30	1
1,2-Dichloroethane-d4 (Surr)	81		75 - 126		03/28/22 11:30	1
Toluene-d8 (Surr)	103		75 - 120		03/28/22 11:30	1

Lab Sample ID: LCS 500-648983/5
Matrix: Water
Analysis Batch: 648983

Client Sample ID: Lab Control Sample
Prep Type: Total/NA

Analyte	Spike Added	LCS Result	LCS Qualifier	Unit	D	%Rec	%Rec. Limits
Benzene	50.0	54.4		ug/L		109	70 - 120
Bromobenzene	50.0	50.1		ug/L		100	70 - 122
Bromochloromethane	50.0	48.9		ug/L		98	65 - 122
Bromodichloromethane	50.0	43.8		ug/L		88	69 - 120
Bromoform	50.0	38.0		ug/L		76	56 - 132
Bromomethane	50.0	46.3		ug/L		93	40 - 152
Carbon tetrachloride	50.0	52.2		ug/L		104	59 - 133
Chlorobenzene	50.0	53.5		ug/L		107	70 - 120
Chloroethane	50.0	59.5		ug/L		119	48 - 136
Chloroform	50.0	50.9		ug/L		102	70 - 120
Chloromethane	50.0	63.1		ug/L		126	56 - 152
2-Chlorotoluene	50.0	49.7		ug/L		99	70 - 125
4-Chlorotoluene	50.0	48.9		ug/L		98	68 - 124
cis-1,2-Dichloroethene	50.0	51.7		ug/L		103	70 - 125
cis-1,3-Dichloropropene	50.0	49.1		ug/L		98	64 - 127
Dibromochloromethane	50.0	43.8		ug/L		88	68 - 125
1,2-Dibromo-3-Chloropropane	50.0	38.3		ug/L		77	56 - 123
1,2-Dibromoethane	50.0	48.3		ug/L		97	70 - 125
Dibromomethane	50.0	43.4		ug/L		87	70 - 120
1,2-Dichlorobenzene	50.0	52.9		ug/L		106	70 - 125
1,3-Dichlorobenzene	50.0	52.9		ug/L		106	70 - 125
1,4-Dichlorobenzene	50.0	53.8		ug/L		108	70 - 120
Dichlorodifluoromethane	50.0	42.9		ug/L		86	40 - 159

Euofins Chicago

QC Sample Results

Client: TRC Environmental Corporation
 Project/Site: Village of Grafton

Job ID: 500-213937-1

Method: 8260B - Volatile Organic Compounds (GC/MS) (Continued)

Lab Sample ID: LCS 500-648983/5
Matrix: Water
Analysis Batch: 648983

Client Sample ID: Lab Control Sample
Prep Type: Total/NA

Analyte	Spike Added	LCS Result	LCS Qualifier	Unit	D	%Rec	%Rec. Limits
1,1-Dichloroethane	50.0	54.8		ug/L		110	70 - 125
1,2-Dichloroethane	50.0	43.7		ug/L		87	68 - 127
1,1-Dichloroethene	50.0	54.6		ug/L		109	67 - 122
1,2-Dichloropropane	50.0	53.7		ug/L		107	67 - 130
1,3-Dichloropropane	50.0	49.2		ug/L		98	62 - 136
2,2-Dichloropropane	50.0	57.3		ug/L		115	58 - 139
1,1-Dichloropropene	50.0	57.8		ug/L		116	70 - 121
Ethylbenzene	50.0	58.3		ug/L		117	70 - 123
Hexachlorobutadiene	50.0	54.6		ug/L		109	51 - 150
Isopropylbenzene	50.0	56.1		ug/L		112	70 - 126
Methylene Chloride	50.0	51.7		ug/L		103	69 - 125
Methyl tert-butyl ether	50.0	45.5		ug/L		91	55 - 123
Naphthalene	50.0	54.9		ug/L		110	53 - 144
n-Butylbenzene	50.0	55.2		ug/L		110	68 - 125
N-Propylbenzene	50.0	53.0		ug/L		106	69 - 127
p-Isopropyltoluene	50.0	56.5		ug/L		113	70 - 125
sec-Butylbenzene	50.0	57.3		ug/L		115	70 - 123
Styrene	50.0	54.4		ug/L		109	70 - 120
tert-Butylbenzene	50.0	54.6		ug/L		109	70 - 121
1,1,1,2-Tetrachloroethane	50.0	51.8		ug/L		104	70 - 125
1,1,2,2-Tetrachloroethane	50.0	42.5		ug/L		85	62 - 140
Tetrachloroethene	50.0	61.8		ug/L		124	70 - 128
Toluene	50.0	55.1		ug/L		110	70 - 125
trans-1,2-Dichloroethene	50.0	53.8		ug/L		108	70 - 125
trans-1,3-Dichloropropene	50.0	44.9		ug/L		90	62 - 128
1,2,3-Trichlorobenzene	50.0	62.4		ug/L		125	51 - 145
1,2,4-Trichlorobenzene	50.0	58.6		ug/L		117	57 - 137
1,1,1-Trichloroethane	50.0	50.7		ug/L		101	70 - 125
1,1,2-Trichloroethane	50.0	44.6		ug/L		89	71 - 130
Trichloroethene	50.0	57.8		ug/L		116	70 - 125
Trichlorofluoromethane	50.0	55.0		ug/L		110	55 - 128
1,2,3-Trichloropropane	50.0	44.2		ug/L		88	50 - 133
1,1,2-Trichlorotrifluoroethane	50.0	56.3		ug/L		113	70 - 123
1,2,4-Trimethylbenzene	50.0	54.1		ug/L		108	70 - 123
1,3,5-Trimethylbenzene	50.0	55.5		ug/L		111	70 - 123
Vinyl chloride	50.0	60.9		ug/L		122	64 - 126
Xylenes, Total	100	106		ug/L		106	70 - 125

Surrogate	LCS %Recovery	LCS Qualifier	Limits
4-Bromofluorobenzene (Surr)	83		72 - 124
Dibromofluoromethane (Surr)	89		75 - 120
1,2-Dichloroethane-d4 (Surr)	78		75 - 126
Toluene-d8 (Surr)	102		75 - 120

QC Sample Results

Client: TRC Environmental Corporation
 Project/Site: Village of Grafton

Job ID: 500-213937-1

Method: 8260B - Volatile Organic Compounds (GC/MS) (Continued)

Lab Sample ID: 500-213937-7 MS
Matrix: Water
Analysis Batch: 648983

Client Sample ID: P05B
Prep Type: Total/NA

Analyte	Sample Result	Sample Qualifier	Spike Added	MS Result	MS Qualifier	Unit	D	%Rec	%Rec. Limits
Benzene	<0.15		50.0	46.9		ug/L		94	70 - 120
Bromobenzene	<0.36		50.0	44.8		ug/L		90	70 - 122
Bromochloromethane	<0.43		50.0	42.2		ug/L		84	65 - 122
Bromodichloromethane	<0.37		50.0	38.7		ug/L		77	69 - 120
Bromoform	<0.48		50.0	32.0		ug/L		64	56 - 132
Bromomethane	<0.80		50.0	39.4		ug/L		79	40 - 152
Carbon tetrachloride	<0.38		50.0	41.9		ug/L		84	59 - 133
Chlorobenzene	<0.39		50.0	47.0		ug/L		94	70 - 120
Chloroethane	<0.51	F2	50.0	38.1		ug/L		76	48 - 136
Chloroform	<0.37		50.0	43.2		ug/L		86	70 - 120
Chloromethane	<0.32		50.0	56.0		ug/L		112	56 - 152
2-Chlorotoluene	<0.31		50.0	43.2		ug/L		86	70 - 125
4-Chlorotoluene	<0.35		50.0	42.6		ug/L		85	68 - 124
cis-1,2-Dichloroethene	<0.41		50.0	44.0		ug/L		88	70 - 125
cis-1,3-Dichloropropene	<0.42		50.0	43.1		ug/L		86	64 - 127
Dibromochloromethane	<0.49		50.0	38.2		ug/L		76	68 - 125
1,2-Dibromo-3-Chloropropane	<2.0		50.0	35.0		ug/L		70	56 - 123
1,2-Dibromoethane	<0.39		50.0	43.4		ug/L		87	70 - 125
Dibromomethane	<0.27		50.0	38.8		ug/L		78	70 - 120
1,2-Dichlorobenzene	<0.33		50.0	47.4		ug/L		95	70 - 125
1,3-Dichlorobenzene	<0.40		50.0	46.4		ug/L		93	70 - 125
1,4-Dichlorobenzene	<0.36		50.0	46.5		ug/L		93	70 - 120
Dichlorodifluoromethane	<0.67		50.0	37.5		ug/L		75	40 - 159
1,1-Dichloroethane	<0.41		50.0	46.8		ug/L		94	70 - 125
1,2-Dichloroethane	<0.39		50.0	39.4		ug/L		79	68 - 127
1,1-Dichloroethene	<0.39		50.0	43.9		ug/L		88	67 - 122
1,2-Dichloropropane	<0.43		50.0	47.5		ug/L		95	67 - 130
1,3-Dichloropropane	<0.36		50.0	45.8		ug/L		92	62 - 136
2,2-Dichloropropane	<0.44		50.0	44.0		ug/L		88	58 - 139
1,1-Dichloropropene	<0.30		50.0	48.8		ug/L		98	70 - 121
Ethylbenzene	<0.18		50.0	49.7		ug/L		99	70 - 123
Hexachlorobutadiene	<0.45		50.0	47.1		ug/L		94	51 - 150
Isopropylbenzene	<0.39		50.0	48.8		ug/L		98	70 - 126
Methylene Chloride	<1.6		50.0	44.0		ug/L		88	69 - 125
Methyl tert-butyl ether	<0.39		50.0	41.9		ug/L		84	55 - 123
Naphthalene	<0.34		50.0	52.1		ug/L		104	53 - 144
n-Butylbenzene	<0.39		50.0	46.5		ug/L		93	68 - 125
N-Propylbenzene	<0.41		50.0	45.7		ug/L		91	69 - 127
p-Isopropyltoluene	<0.36		50.0	47.9		ug/L		96	70 - 125
sec-Butylbenzene	<0.40		50.0	49.3		ug/L		99	70 - 123
Styrene	<0.39		50.0	47.3		ug/L		95	70 - 120
tert-Butylbenzene	<0.40		50.0	47.6		ug/L		95	70 - 121
1,1,1,2-Tetrachloroethane	<0.46		50.0	43.2		ug/L		86	70 - 125
1,1,2,2-Tetrachloroethane	<0.40		50.0	41.6		ug/L		83	62 - 140
Tetrachloroethene	<0.37		50.0	51.4		ug/L		103	70 - 128
Toluene	<0.15		50.0	48.1		ug/L		96	70 - 125
trans-1,2-Dichloroethene	<0.35		50.0	43.9		ug/L		88	70 - 125
trans-1,3-Dichloropropene	<0.36		50.0	38.1		ug/L		76	62 - 128

Eurofins Chicago

QC Sample Results

Client: TRC Environmental Corporation
Project/Site: Village of Grafton

Job ID: 500-213937-1

Method: 8260B - Volatile Organic Compounds (GC/MS) (Continued)

Lab Sample ID: 500-213937-7 MS
Matrix: Water
Analysis Batch: 648983

Client Sample ID: P05B
Prep Type: Total/NA

Analyte	Sample Result	Sample Qualifier	Spike Added	MS Result	MS Qualifier	Unit	D	%Rec	%Rec. Limits
1,2,3-Trichlorobenzene	<0.46		50.0	56.6		ug/L		113	51 - 145
1,2,4-Trichlorobenzene	<0.34		50.0	52.3		ug/L		105	57 - 137
1,1,1-Trichloroethane	<0.38		50.0	41.4		ug/L		83	70 - 125
1,1,2-Trichloroethane	<0.35		50.0	41.5		ug/L		83	71 - 130
Trichloroethene	0.79		50.0	50.2		ug/L		99	70 - 125
Trichlorofluoromethane	<0.43		50.0	48.0		ug/L		96	55 - 128
1,2,3-Trichloropropane	<0.41		50.0	42.7		ug/L		85	50 - 133
1,1,2-Trichlorotrifluoroethane	2.0		50.0	48.2		ug/L		92	70 - 123
1,2,4-Trimethylbenzene	<0.36		50.0	46.7		ug/L		93	70 - 123
1,3,5-Trimethylbenzene	<0.25		50.0	47.5		ug/L		95	70 - 123
Vinyl chloride	<0.20		50.0	53.5		ug/L		107	64 - 126
Xylenes, Total	<0.22		100	90.5		ug/L		90	70 - 125

Surrogate	MS %Recovery	MS Qualifier	Limits
4-Bromofluorobenzene (Surr)	86		72 - 124
Dibromofluoromethane (Surr)	89		75 - 120
1,2-Dichloroethane-d4 (Surr)	81		75 - 126
Toluene-d8 (Surr)	102		75 - 120

Lab Sample ID: 500-213937-7 MSD
Matrix: Water
Analysis Batch: 648983

Client Sample ID: P05B
Prep Type: Total/NA

Analyte	Sample Result	Sample Qualifier	Spike Added	MSD Result	MSD Qualifier	Unit	D	%Rec	%Rec. Limits	RPD	RPD Limit
Benzene	<0.15		50.0	49.1		ug/L		98	70 - 120	5	20
Bromobenzene	<0.36		50.0	48.5		ug/L		97	70 - 122	8	20
Bromochloromethane	<0.43		50.0	44.3		ug/L		89	65 - 122	5	20
Bromodichloromethane	<0.37		50.0	40.6		ug/L		81	69 - 120	5	20
Bromoform	<0.48		50.0	34.4		ug/L		69	56 - 132	7	20
Bromomethane	<0.80		50.0	37.6		ug/L		75	40 - 152	5	20
Carbon tetrachloride	<0.38		50.0	45.9		ug/L		92	59 - 133	9	20
Chlorobenzene	<0.39		50.0	48.8		ug/L		98	70 - 120	4	20
Chloroethane	<0.51	F2	50.0	46.8	F2	ug/L		94	48 - 136	21	20
Chloroform	<0.37		50.0	45.2		ug/L		90	70 - 120	5	20
Chloromethane	<0.32		50.0	51.6		ug/L		103	56 - 152	8	20
2-Chlorotoluene	<0.31		50.0	46.4		ug/L		93	70 - 125	7	20
4-Chlorotoluene	<0.35		50.0	45.8		ug/L		92	68 - 124	7	20
cis-1,2-Dichloroethene	<0.41		50.0	45.8		ug/L		92	70 - 125	4	20
cis-1,3-Dichloropropene	<0.42		50.0	45.5		ug/L		91	64 - 127	5	20
Dibromochloromethane	<0.49		50.0	41.1		ug/L		82	68 - 125	7	20
1,2-Dibromo-3-Chloropropane	<2.0		50.0	38.5		ug/L		77	56 - 123	10	20
1,2-Dibromoethane	<0.39		50.0	45.5		ug/L		91	70 - 125	5	20
Dibromomethane	<0.27		50.0	41.0		ug/L		82	70 - 120	6	20
1,2-Dichlorobenzene	<0.33		50.0	50.1		ug/L		100	70 - 125	6	20
1,3-Dichlorobenzene	<0.40		50.0	48.8		ug/L		98	70 - 125	5	20
1,4-Dichlorobenzene	<0.36		50.0	49.4		ug/L		99	70 - 120	6	20
Dichlorodifluoromethane	<0.67		50.0	35.7		ug/L		71	40 - 159	5	20
1,1-Dichloroethane	<0.41		50.0	49.1		ug/L		98	70 - 125	5	20

Eurofins Chicago

QC Sample Results

Client: TRC Environmental Corporation
 Project/Site: Village of Grafton

Job ID: 500-213937-1

Method: 8260B - Volatile Organic Compounds (GC/MS) (Continued)

Lab Sample ID: 500-213937-7 MSD

Client Sample ID: P05B

Matrix: Water

Prep Type: Total/NA

Analysis Batch: 648983

Analyte	Sample Result	Sample Qualifier	Spike Added	MSD Result	MSD Qualifier	Unit	D	%Rec	%Rec. Limits	RPD	RPD Limit
1,2-Dichloroethane	<0.39		50.0	41.0		ug/L		82	68 - 127	4	20
1,1-Dichloroethene	<0.39		50.0	47.4		ug/L		95	67 - 122	7	20
1,2-Dichloropropane	<0.43		50.0	49.4		ug/L		99	67 - 130	4	20
1,3-Dichloropropane	<0.36		50.0	47.9		ug/L		96	62 - 136	4	20
2,2-Dichloropropane	<0.44		50.0	47.4		ug/L		95	58 - 139	8	20
1,1-Dichloropropene	<0.30		50.0	51.8		ug/L		104	70 - 121	6	20
Ethylbenzene	<0.18		50.0	52.4		ug/L		105	70 - 123	5	20
Hexachlorobutadiene	<0.45		50.0	49.7		ug/L		99	51 - 150	5	20
Isopropylbenzene	<0.39		50.0	52.4		ug/L		105	70 - 126	7	20
Methylene Chloride	<1.6		50.0	46.8		ug/L		94	69 - 125	6	20
Methyl tert-butyl ether	<0.39		50.0	42.6		ug/L		85	55 - 123	2	20
Naphthalene	<0.34		50.0	57.8		ug/L		116	53 - 144	10	20
n-Butylbenzene	<0.39		50.0	49.1		ug/L		98	68 - 125	5	20
N-Propylbenzene	<0.41		50.0	48.7		ug/L		97	69 - 127	6	20
p-Isopropyltoluene	<0.36		50.0	50.7		ug/L		101	70 - 125	6	20
sec-Butylbenzene	<0.40		50.0	52.2		ug/L		104	70 - 123	6	20
Styrene	<0.39		50.0	48.7		ug/L		97	70 - 120	3	20
tert-Butylbenzene	<0.40		50.0	51.1		ug/L		102	70 - 121	7	20
1,1,1,2-Tetrachloroethane	<0.46		50.0	47.0		ug/L		94	70 - 125	8	20
1,1,2,2-Tetrachloroethane	<0.40		50.0	41.9		ug/L		84	62 - 140	1	20
Tetrachloroethene	<0.37		50.0	54.0		ug/L		108	70 - 128	5	20
Toluene	<0.15		50.0	49.8		ug/L		100	70 - 125	3	20
trans-1,2-Dichloroethene	<0.35		50.0	47.0		ug/L		94	70 - 125	7	20
trans-1,3-Dichloropropene	<0.36		50.0	40.8		ug/L		82	62 - 128	7	20
1,2,3-Trichlorobenzene	<0.46		50.0	63.7		ug/L		127	51 - 145	12	20
1,2,4-Trichlorobenzene	<0.34		50.0	54.8		ug/L		110	57 - 137	5	20
1,1,1-Trichloroethane	<0.38		50.0	44.6		ug/L		89	70 - 125	7	20
1,1,2-Trichloroethane	<0.35		50.0	41.9		ug/L		84	71 - 130	1	20
Trichloroethene	0.79		50.0	52.5		ug/L		103	70 - 125	4	20
Trichlorofluoromethane	<0.43		50.0	45.5		ug/L		91	55 - 128	6	20
1,2,3-Trichloropropane	<0.41		50.0	43.4		ug/L		87	50 - 133	2	20
1,1,2-Trichlorotrifluoroethane	2.0		50.0	51.9		ug/L		100	70 - 123	7	20
1,2,4-Trimethylbenzene	<0.36		50.0	49.6		ug/L		99	70 - 123	6	20
1,3,5-Trimethylbenzene	<0.25		50.0	51.0		ug/L		102	70 - 123	7	20
Vinyl chloride	<0.20		50.0	50.2		ug/L		100	64 - 126	6	20
Xylenes, Total	<0.22		100	93.5		ug/L		94	70 - 125	3	20

Surrogate	MSD %Recovery	MSD Qualifier	MSD Limits
4-Bromofluorobenzene (Surr)	86		72 - 124
Dibromofluoromethane (Surr)	88		75 - 120
1,2-Dichloroethane-d4 (Surr)	80		75 - 126
Toluene-d8 (Surr)	101		75 - 120

Lab Chronicle

Client: TRC Environmental Corporation
Project/Site: Village of Grafton

Job ID: 500-213937-1

Client Sample ID: P01B

Date Collected: 03/18/22 09:34

Date Received: 03/19/22 11:15

Lab Sample ID: 500-213937-1

Matrix: Water

Prep Type	Batch Type	Batch Method	Run	Dilution Factor	Batch Number	Prepared or Analyzed	Analyst	Lab
Total/NA	Analysis	8260B		1	648557	03/24/22 18:42	PSP	TAL CHI

Client Sample ID: P01C

Date Collected: 03/18/22 09:48

Date Received: 03/19/22 11:15

Lab Sample ID: 500-213937-2

Matrix: Water

Prep Type	Batch Type	Batch Method	Run	Dilution Factor	Batch Number	Prepared or Analyzed	Analyst	Lab
Total/NA	Analysis	8260B		1	648557	03/24/22 19:10	PSP	TAL CHI

Client Sample ID: P01D

Date Collected: 03/18/22 10:00

Date Received: 03/19/22 11:15

Lab Sample ID: 500-213937-3

Matrix: Water

Prep Type	Batch Type	Batch Method	Run	Dilution Factor	Batch Number	Prepared or Analyzed	Analyst	Lab
Total/NA	Analysis	8260B		1	648557	03/24/22 19:42	PSP	TAL CHI

Client Sample ID: P02B

Date Collected: 03/16/22 08:31

Date Received: 03/19/22 11:15

Lab Sample ID: 500-213937-4

Matrix: Water

Prep Type	Batch Type	Batch Method	Run	Dilution Factor	Batch Number	Prepared or Analyzed	Analyst	Lab
Total/NA	Analysis	8260B		1	648557	03/24/22 20:11	PSP	TAL CHI
Total/NA	Analysis	8260B	DL	10	648983	03/28/22 12:51	PSP	TAL CHI

Client Sample ID: P03B

Date Collected: 03/16/22 11:04

Date Received: 03/19/22 11:15

Lab Sample ID: 500-213937-5

Matrix: Water

Prep Type	Batch Type	Batch Method	Run	Dilution Factor	Batch Number	Prepared or Analyzed	Analyst	Lab
Total/NA	Analysis	8260B		1	648557	03/24/22 20:38	PSP	TAL CHI

Client Sample ID: P04B

Date Collected: 03/16/22 09:53

Date Received: 03/19/22 11:15

Lab Sample ID: 500-213937-6

Matrix: Water

Prep Type	Batch Type	Batch Method	Run	Dilution Factor	Batch Number	Prepared or Analyzed	Analyst	Lab
Total/NA	Analysis	8260B		1	648557	03/24/22 21:05	PSP	TAL CHI

Client Sample ID: P05B

Date Collected: 03/17/22 11:13

Date Received: 03/19/22 11:15

Lab Sample ID: 500-213937-7

Matrix: Water

Prep Type	Batch Type	Batch Method	Run	Dilution Factor	Batch Number	Prepared or Analyzed	Analyst	Lab
Total/NA	Analysis	8260B		1	648983	03/28/22 13:17	PSP	TAL CHI

Eurofins Chicago

Lab Chronicle

Client: TRC Environmental Corporation
Project/Site: Village of Grafton

Job ID: 500-213937-1

Client Sample ID: P06B

Date Collected: 03/17/22 11:54

Date Received: 03/19/22 11:15

Lab Sample ID: 500-213937-8

Matrix: Water

Prep Type	Batch Type	Batch Method	Run	Dilution Factor	Batch Number	Prepared or Analyzed	Analyst	Lab
Total/NA	Analysis	8260B		1	648983	03/28/22 13:44	PSP	TAL CHI

Client Sample ID: P07B

Date Collected: 03/17/22 09:31

Date Received: 03/19/22 11:15

Lab Sample ID: 500-213937-9

Matrix: Water

Prep Type	Batch Type	Batch Method	Run	Dilution Factor	Batch Number	Prepared or Analyzed	Analyst	Lab
Total/NA	Analysis	8260B		1	648983	03/28/22 14:11	PSP	TAL CHI

Client Sample ID: P08B

Date Collected: 03/16/22 13:56

Date Received: 03/19/22 11:15

Lab Sample ID: 500-213937-10

Matrix: Water

Prep Type	Batch Type	Batch Method	Run	Dilution Factor	Batch Number	Prepared or Analyzed	Analyst	Lab
Total/NA	Analysis	8260B		1	648983	03/28/22 14:40	PSP	TAL CHI

Client Sample ID: P09B

Date Collected: 03/17/22 10:20

Date Received: 03/19/22 11:15

Lab Sample ID: 500-213937-11

Matrix: Water

Prep Type	Batch Type	Batch Method	Run	Dilution Factor	Batch Number	Prepared or Analyzed	Analyst	Lab
Total/NA	Analysis	8260B		1	648983	03/28/22 15:06	PSP	TAL CHI

Client Sample ID: P10B

Date Collected: 03/17/22 08:16

Date Received: 03/19/22 11:15

Lab Sample ID: 500-213937-12

Matrix: Water

Prep Type	Batch Type	Batch Method	Run	Dilution Factor	Batch Number	Prepared or Analyzed	Analyst	Lab
Total/NA	Analysis	8260B		1	648983	03/28/22 15:33	PSP	TAL CHI

Client Sample ID: LH1

Date Collected: 03/15/22 11:45

Date Received: 03/19/22 11:15

Lab Sample ID: 500-213937-13

Matrix: Water

Prep Type	Batch Type	Batch Method	Run	Dilution Factor	Batch Number	Prepared or Analyzed	Analyst	Lab
Total/NA	Analysis	8260B		1	648983	03/28/22 15:59	PSP	TAL CHI

Client Sample ID: MW02A

Date Collected: 03/16/22 07:38

Date Received: 03/19/22 11:15

Lab Sample ID: 500-213937-15

Matrix: Water

Prep Type	Batch Type	Batch Method	Run	Dilution Factor	Batch Number	Prepared or Analyzed	Analyst	Lab
Total/NA	Analysis	8260B		1	648983	03/28/22 16:26	PSP	TAL CHI

Lab Chronicle

Client: TRC Environmental Corporation
Project/Site: Village of Grafton

Job ID: 500-213937-1

Client Sample ID: MW08A

Date Collected: 03/16/22 13:12

Date Received: 03/19/22 11:15

Lab Sample ID: 500-213937-16

Matrix: Water

Prep Type	Batch Type	Batch Method	Run	Dilution Factor	Batch Number	Prepared or Analyzed	Analyst	Lab
Total/NA	Analysis	8260B		1	648983	03/28/22 16:52	PSP	TAL CHI

Client Sample ID: PW717HC

Date Collected: 03/15/22 10:50

Date Received: 03/19/22 11:15

Lab Sample ID: 500-213937-17

Matrix: Water

Prep Type	Batch Type	Batch Method	Run	Dilution Factor	Batch Number	Prepared or Analyzed	Analyst	Lab
Total/NA	Analysis	8260B		1	648983	03/28/22 17:21	PSP	TAL CHI

Client Sample ID: PW1716LR

Date Collected: 03/15/22 13:00

Date Received: 03/19/22 11:15

Lab Sample ID: 500-213937-18

Matrix: Water

Prep Type	Batch Type	Batch Method	Run	Dilution Factor	Batch Number	Prepared or Analyzed	Analyst	Lab
Total/NA	Analysis	8260B		1	648983	03/28/22 17:48	PSP	TAL CHI

Client Sample ID: PW1530LR

Date Collected: 03/15/22 10:27

Date Received: 03/19/22 11:15

Lab Sample ID: 500-213937-19

Matrix: Water

Prep Type	Batch Type	Batch Method	Run	Dilution Factor	Batch Number	Prepared or Analyzed	Analyst	Lab
Total/NA	Analysis	8260B		1	648983	03/28/22 18:15	PSP	TAL CHI

Client Sample ID: PW1587LR

Date Collected: 03/15/22 10:08

Date Received: 03/19/22 11:15

Lab Sample ID: 500-213937-20

Matrix: Water

Prep Type	Batch Type	Batch Method	Run	Dilution Factor	Batch Number	Prepared or Analyzed	Analyst	Lab
Total/NA	Analysis	8260B		1	648983	03/28/22 18:41	PSP	TAL CHI

Client Sample ID: PW461HR

Date Collected: 03/15/22 09:45

Date Received: 03/19/22 11:15

Lab Sample ID: 500-213937-21

Matrix: Water

Prep Type	Batch Type	Batch Method	Run	Dilution Factor	Batch Number	Prepared or Analyzed	Analyst	Lab
Total/NA	Analysis	8260B		1	648983	03/28/22 19:08	PSP	TAL CHI

Client Sample ID: TRIP BLANKS

Date Collected: 03/18/22 00:00

Date Received: 03/19/22 11:15

Lab Sample ID: 500-213937-22

Matrix: Water

Prep Type	Batch Type	Batch Method	Run	Dilution Factor	Batch Number	Prepared or Analyzed	Analyst	Lab
Total/NA	Analysis	8260B		1	648983	03/28/22 19:34	PSP	TAL CHI

Lab Chronicle

Client: TRC Environmental Corporation
Project/Site: Village of Grafton

Job ID: 500-213937-1

Client Sample ID: P05B DUP

Lab Sample ID: 500-213937-23

Date Collected: 03/17/22 11:13

Matrix: Water

Date Received: 03/19/22 11:15

<u>Prep Type</u>	<u>Batch Type</u>	<u>Batch Method</u>	<u>Run</u>	<u>Dilution Factor</u>	<u>Batch Number</u>	<u>Prepared or Analyzed</u>	<u>Analyst</u>	<u>Lab</u>
Total/NA	Analysis	8260B		1	648983	03/28/22 20:02	PSP	TAL CHI

Laboratory References:

TAL CHI = Eurofins Chicago, 2417 Bond Street, University Park, IL 60484, TEL (708)534-5200

- 1
- 2
- 3
- 4
- 5
- 6
- 7
- 8
- 9
- 10
- 11
- 12
- 13
- 14
- 15

Accreditation/Certification Summary

Client: TRC Environmental Corporation
Project/Site: Village of Grafton

Job ID: 500-213937-1

Laboratory: Eurofins Chicago

The accreditations/certifications listed below are applicable to this report.

Authority	Program	Identification Number	Expiration Date
Wisconsin	State	999580010	08-31-22



- 1
- 2
- 3
- 4
- 5
- 6
- 7
- 8
- 9
- 10
- 11
- 12
- 13
- 14
- 15

Eurofins Chicago

2417 Bond Street
University Park IL 60484
Phone 708-534 5200 Fax 708-534 5211

Chain of Custody Record

eurofins

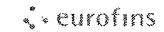
Client Information		Sampler <i>Michael Kushnar, Scott Litwin</i>		Lab PM Fredrick Sandie		Lab # (Trace No.)		CCO No. 500-99410-40298 1			
Client Contact Alia Enright		Phone		E-Mail sandra.fredrick@eurofinset.com		State Origin		Page Page 1 of 3			
Company TRC Environmental Corporation		PW# ID		Analysis Requested						Job # 500-213937	
Address 6737 W Washington St Suite 2100 West Allis State Zip WI 53214		Due Date Requested								TAT Requested (days)	
Phone 608-572-3845(Tel)		QR Code 		Project # 50018730		Field Filtered Sample (Yes or No)		A HCL M Hexane			
Email AEnright@compaes.com		WO#		Project #		Particulates (Yes or No)		B NaOH N None			
Project Name Viage of Grafton		Site		SSO #		8250B VOC		C Zn Acetate C A NaO2			
Site		Sample Identification		Sample Date		Sample Time		Sample Type (C=Comp G=grab)			
								Matrix (W=water S=solid O=waste, oil BT=Tissue, A=Air)			
								Total Number of Containers			
								Special Instructions/Note			
								X			
1		PO1B		3-18-22		934		G Water			
2		PO1C		3-18-22		948		G Water			
3		PO1D		3-18-22		1000		G Water			
4		PO2B		3-16-22		831		G Water			
5		PO3B		3-16-22		1104		G Water			
6		PO4B		3-16-22		953		G Water			
7		PO5B		3-17-22		1113		G Water			
8		PO6B		3-17-22		1154		G Water			
9		PO7B		3-17-22		931		G Water			
10		PO8B		3-16-22		1356		G Water			
11		PO9B		3-17-22		1020		G Water			
Possible Hazard Identification					Sample Disposal (A fee may be assessed if samples are retained longer than 1 month)						
<input type="checkbox"/> Non Hazardous <input type="checkbox"/> Flammable <input type="checkbox"/> Skin Irritant <input type="checkbox"/> Poison B <input type="checkbox"/> Unknown <input type="checkbox"/> Radiological					<input type="checkbox"/> Return To Client <input type="checkbox"/> Disposal By Lab <input type="checkbox"/> Archive For _____ Month(s)						
Deliverable Requested I II III IV Other (specify)					Special Instructions/QC Requirements						
Empty Kit Relinquished by		Date		Time		Method of Shipment					
		3-18-22 1206		TRC		Received by <i>Patricia Buckley</i>		Date/Time 3/19/22 1115			
Relinquished by		Date/Time		Company		Received by		Company			
Relinquished by		Date/Time		Company		Received by		Company			
Custody Seals Intact Yes <input type="checkbox"/> No <input type="checkbox"/>		Custody Seal No		Location Temperature at °C and other Remarks 2.1							



Eurofins Chicago

241 / Bond Street
 University Park IL 60484
 Phone 708-534-5200 Fax 708-534 5211

Chain of Custody Record



Client Information		Sample: <i>Michael Kushner, Scott Litwin</i>		Lab PM: Fredrick Sandie		Came Tracking No(s)		COC No: 500-99410-40298 2	
Client Contact: Ala Enright		Phone		F Ma: sandra.fredrick@eurofinset.com		State of origin		Page 2 of 3	
Company: TRC Environmental Corporation		PWSID		Analysis Requested		Job # <i>500-213937</i>		Preservation Codes	
Address: 6737 W Washington St Suite 2100		Due Date Requested		Field Filtered Sample (Yes or No) Perform MS/MSD (Yes or No) 3250B VOC		Total Number of Containers		A HCL W Hexane	
City: West Allis		TAT Requested (days)						B NaOH N None	
State Zip: WI 53214		Compliance Project: <input type="checkbox"/> Yes <input type="checkbox"/> No						C Zn Acetate C AsNaO2	
Phone: 608-572-3845(Tel)		PO #						D Nit Acid P Na2O4S	
Email: AEnright@trccompanies.com		W/O #		E Nit SO4 Q Na2SO3		F MerOH R Na2S2O3		G Amrhl S H2SO4	
Project Name: Village of Grafton		Pro-ec#		H Ascorbic Acid T TSP Acid-calc yd ate		Ice <input type="checkbox"/> Water U Aceto e		K EDTA W pH 4.5	
Site		SOW#		L EDA Z other specify		Other:			
Sample Identification		Sample Date		Sample Time		Sample Type (C=comp, G=grab)		Matrix (W=water, S=solid, O=waste/oil, BT=Tissue, Ar=Air)	
								Preservation Code	
								Special Instructions/Note	
<i>12 P10B</i>		<i>3-17-22</i>		<i>816</i>		<i>G</i>		<i>Water</i>	
<i>13 L41</i>		<i>3-15-22</i>		<i>-</i>		<i>G</i>		<i>Water</i>	
<i>14 L42</i>		<i>3-15-22</i>		<i>-</i>		<i>G</i>		<i>Water</i>	
<i>15 MW02A</i>		<i>3-16-22</i>		<i>738</i>		<i>G</i>		<i>Water</i>	
<i>16 MW08A</i>		<i>3-16-22</i>		<i>1312</i>		<i>G</i>		<i>Water</i>	
<i>17 PW717HC</i>		<i>3-15-22</i>		<i>-</i>		<i>G</i>		<i>Water</i>	
<i>18 PW1716LR</i>		<i>3-15-22</i>		<i>-</i>		<i>G</i>		<i>Water</i>	
<i>19 PW1530LR</i>		<i>3-15-22</i>		<i>-</i>		<i>G</i>		<i>Water</i>	
<i>20 PW1587LR</i>		<i>3-15-22</i>		<i>-</i>		<i>G</i>		<i>Water</i>	
<i>21 PW461HR</i>		<i>3-15-22</i>		<i>-</i>		<i>G</i>		<i>Water</i>	
<i>22 TRIP BLANKS (2)</i>		<i>3-18-22</i>		<i>-</i>		<i>G</i>		<i>Water</i>	
Possible Hazard Identification					Sample Disposal (A fee may be assessed if samples are retained longer than 1 month)				
<input type="checkbox"/> Non Hazard <input type="checkbox"/> Flammable <input type="checkbox"/> Corrosive <input type="checkbox"/> Poisonous <input type="checkbox"/> Unknown <input type="checkbox"/> Radiological					<input type="checkbox"/> Return To Client <input type="checkbox"/> Disposal By Lab <input type="checkbox"/> Archive For _____ Months				
Deliverable Requested: <input type="checkbox"/> I <input type="checkbox"/> II <input type="checkbox"/> III <input type="checkbox"/> IV Other (specify)					Special Instructions/OC Requirements				
Empty Kit Relinquished by		Date		Time		Method of Transport			
<i>[Signature]</i>		<i>3-18-22</i>		<i>1206</i>		<i>TRC</i>		<i>Received by: [Signature] 3/19/22 1115</i>	
Relinquished by		Date		Company		Received by		Date/Time	
Relinquisher by		Date		Company		Received by		Date/Time	
Custody Seals Intact: <input type="checkbox"/> Yes <input type="checkbox"/> No		Custody Seal No		Cooler Temperature (°C and Other Remarks)					
								<i>21</i>	

1/22

ORIGIN ID:RRLA (262) 202-5955

SHIP DATE: 04MAR22
ACTWGT: 25.00 LB MAN
CAD: 0269688/CAFE3509

TRC
6737 W WASHINGTON ST
WEST ALLIS, WI 53214
UNITED STATES US

TO **SAMPLE RECEIPT**
EUROFINS
2417 BOND ST.


1P33/0006/1J045

UNIVERSITY PARK IL 60484

(262) 202-6966
INV:
PO:

REF:
DEPT:

RMA




FedEx
TRK# 5632 2369 0525
0221

SATURDAY 12:00P
PRIORITY OVERNIGHT

XO JOTA

60484
IL-US **ORD**

P# 16297-435 RRDJF EXP 01/23



#179508 03/18 56DJ5/EB02/FE4A



213937 Wayt

RT **717** **7** **A**
12.00

- 1
- 2
- 3
- 4
- 5
- 6
- 7
- 8
- 9
- 10
- 11
- 12
- 13
- 14
- 15

Login Sample Receipt Checklist

Client: TRC Environmental Corporation

Job Number: 500-213937-1

Login Number: 213937

List Source: Eurofins Chicago

List Number: 1

Creator: Buckley, Paula M

Question	Answer	Comment
Radioactivity wasn't checked or is \leq background as measured by a survey meter.	True	
The cooler's custody seal, if present, is intact.	True	
Sample custody seals, if present, are intact.	True	
The cooler or samples do not appear to have been compromised or tampered with.	True	
Samples were received on ice.	True	
Cooler Temperature is acceptable.	True	
Cooler Temperature is recorded.	True	2.1
COC is present.	True	
COC is filled out in ink and legible.	True	
COC is filled out with all pertinent information.	True	
Is the Field Sampler's name present on COC?	True	
There are no discrepancies between the containers received and the COC.	False	Received extra samples not listed on COC.
Samples are received within Holding Time (excluding tests with immediate HTs)	True	
Sample containers have legible labels.	True	
Containers are not broken or leaking.	False	Containers recd broken. Sufficient sample in remaining containers for analysis.
Sample collection date/times are provided.	True	
Appropriate sample containers are used.	True	
Sample bottles are completely filled.	True	
Sample Preservation Verified.	True	
There is sufficient vol. for all requested analyses, incl. any requested MS/MSDs	True	
Containers requiring zero headspace have no headspace or bubble is <math><6\text{mm}</math> (1/4").	True	
Multiphasic samples are not present.	True	
Samples do not require splitting or compositing.	True	
Residual Chlorine Checked.	N/A	

Attachment 2

Grafton Municipal Well Assessment

In correspondence dated March 2, 2022, the Wisconsin Department of Natural Resources (WDNR) requested an assessment of whether contamination from the Lime Kiln Park Landfill or the former Milwaukee Sign Property at 2076 First Ave. (MSP, a potential source of the groundwater contamination referred to as the West Plume) could be impacting municipal wells. The Village of Grafton has six current municipal water supply wells (Wells 2 through 7) and one previous well that was permanently abandoned around 1999 (Well 1). The wells extract groundwater from the Niagara Dolomite above the Maquoketa Shale. The wells have similar construction with casing extending at least 20 feet into bedrock and open bedrock borehole to depths of approximately 500 feet and 600 feet below ground surface (bgs). Approximate distances between the Grafton municipal water supply wells and Lime Kiln Park and the former MSP are:

Well	Lime Kiln Park Landfill	Former MSP (2076 First Ave.)
Well 1 (abandoned)	1.2 miles	1.3 miles
Well 2	1,800 feet	2,900 feet
Well 3	1.4 miles	1.7 miles
Well 4	2.0 miles	2.1 miles
Well 5	4,900 feet	4,000 feet
Well 6	2,100 feet	400 feet
Well 7	4,400 feet	1.3 miles

Based on a review of municipal well sampling data downloaded from the WDNR Groundwater Retrieval Network (GRN), chlorinated volatile organic compounds (CVOCs) have been detected in five of the Village's seven wells, with only Wells 3 and 7 generally free of CVOCs. Wells 3 and 7 are on the east side of Grafton and are the only two municipal wells on the east side of the Milwaukee River.

Of the five Grafton municipal wells with CVOC contamination, Wells 1, 4, and 5 are not potential receptors of contamination from the Lime Kiln Park Landfill or the former MSP due to the significant distances between these wells and the two sites. Well 1, located more than a mile from Lime Kiln Park and the former MSP, had the highest CVOC concentrations, indicating that there are other, more significant sources of CVOC groundwater contamination in Grafton.

Well 2 is located approximately 1,800 feet north of Lime Kiln Park. The CVOCs detected most often at Well 2 are tetrachloroethene (PCE) and trichloroethene (TCE). PCE has been detected at Well 2 during 101 sampling events between 1984 and 2019 at concentrations ranging from 0.16 ug/L to 5.5 ug/L (Well 2 is currently out of service). PCE has never been detected in P2B or P8B, the two highest-concentration groundwater monitoring wells associated with the Lime Kiln Park Landfill groundwater plume. The persistent presence of PCE at Well 2 and the consistent absence of PCE in the Lime Kiln Park Landfill groundwater plume indicate that the Lime Kiln Park Landfill is not the source of CVOCs detected at Well 2. PCE has also never been detected in the monitoring wells associated solely with the West Plume (P1B, P1C, P1D, P5B, P6B, and P10B). As a result, the West Plume is also not the source of CVOCs detected at Well 2.

Trichlorotrifluoroethane (Freon 113) is present in monitoring wells associated with the West Plume and therefore has been identified as a marker of the West Plume. Freon 113 has not been detected at Well 2, further supporting the conclusion that Well 2 is not a receptor of contaminants from the West Plume.

Well 6 is located approximately 400 feet north of the former MSP. Freon 113 has been frequently detected at Well 6, suggesting that Well 6 may be impacted by contaminants from the West Plume. However, Freon 113 is also frequently detected in Well 4 and Well 5. Frequent detections of Freon 113 in multiple municipal wells separated by miles indicates that Freon 113 is regionally present in the aquifer. The Freon 113 detected at Well 6 may be from a regional source rather than from the West Plume. The West Plume may itself be associated with a regional source rather than sourced from the former MSP. Further investigation of groundwater conditions at the former MSP as proposed in the 2021 Work Plan will help identify the source of contamination for the West Plume and Well 6.

Attachment 3

Hydrogeology of the Manchester Drive Area

In correspondence dated March 2, 2022, the Wisconsin Department of Natural Resources (WDNR) requested additional information about the pond east of Lime Kiln Park (i.e., Manchester Pond). The pond area is shown as a wetland on the United States Geological Survey (USGS) topographical map for the area (Cedarburg, Wis.), indicating that the water table was present at the ground surface at this location at the time the original topographic map was published (Figure 1). The first version of this topographic map was published in 1959, prior to the development of Manchester Drive. The wetland lies below the 730 feet above mean sea level (amsl) elevation contour, indicating that the water table elevation in this area in the 1950s was between 720 feet and 730 feet amsl.

In an aerial image dated March 2000 available through Google Earth, Manchester Pond is clearly visible as a pond rather than a wetland. In the early 2000s an engineered outlet structure was added at the east end of the pond to lower the pond elevation. The outlet drains to the Village of Grafton's storm sewer system and has an invert elevation of 725 feet amsl; thus, the pond is maintained at an elevation of approximately 725 feet amsl.

The elevation of the Milwaukee River adjacent to Lime Kiln Park was reported in the January 1999 Site Investigation and Preliminary Remedial Action Identification report as 697.7 feet amsl based on a staff gauge reading (Earth Tech, 1999). This measurement is consistent with the USGS topographic map which shows the river at an elevation of 700 feet amsl near Lime Kiln Park. To check the validity of the river elevations on the USGS topographic map, the map river elevation was compared to the measured river elevation at a staff gauge located downriver from the site. The USGS maintains a staff gauge (USGS 04086600) on the Milwaukee River approximately 2 miles south of Lime Kiln Park. During the last two years (April 2020 to April 2022), staff gauge elevations during baseflow periods have predominantly been between elevations of 659 feet and 660 feet amsl. The USGS topographic map shows the 660 feet amsl contour crossing the river just upstream from the staff gauge location, confirming that the river elevations on the USGS topographic map are reasonable approximations of actual river elevations.

Because the Milwaukee River elevation near Lime Kiln Park is approximately 700 feet amsl and Manchester Pond is maintained at an elevation of 725 feet AMSL, the pond is hydraulically upgradient of the river and upgradient of the contaminant plume originating at Lime Kiln Park. As a result, Manchester Pond cannot be a receptor of groundwater contamination from the Lime Kiln Park site. In addition, because the pond is elevated above the river, the water table in the Manchester Drive area slopes away from the pond toward the river. A water table map for the area based on the Manchester Pond elevation and Milwaukee River and Cedar Creek elevations from the USGS topographic map is shown on Figure 2. The approximate water table is also depicted in cross section on Figures 3, 4, and 5.

This water table map and groundwater flow pattern indicate that groundwater present at the water table below Manchester Drive originates from the pond or areas further upgradient from Manchester Drive on the east side of the river. As a result of this groundwater flow pattern, contaminants originating at Lime Kiln Park, or anywhere on the west side of the Milwaukee River, cannot be present at the water table below Manchester Drive. Because contaminants originating across the river cannot be present at the water table in the Manchester Drive area, there is no vapor intrusion risk in the Manchester Drive area from the Lime Kiln Park and West Plumes.