



Quarterly Progress Report

Second Quarter 2020 Reporting Period

January 2021

FF/NN Landfill NPL Site Ripon, Wisconsin

Prepared For:

FF/NN Landfill PRP Group
c/o Cooper Industries, LLC
1000 Eaton Boulevard
Cleveland, OH 44122

Prepared By:

TRC
150 N. Patrick Blvd., Suite 180
Brookfield, Wisconsin 53045

Prepared by:

Aaron Sobbe
Staff Engineer

Reviewed and Approved by:

Steve Sellwood, P.G.
Senior Hydrogeologist

Reviewed and Approved by:

Andrew Stehn, P.E. (WI)
Project Manager

TABLE OF CONTENTS

1.0	INTRODUCTION	1
2.0	QUARTERLY CHANGES AND IMPORTANT DATES	1
2.1	Dates of Importance	1
3.0	LANDFILL SITE INSPECTIONS	1
4.0	SUMMARY OF OBSERVATION AND MONITORING DATA	2
4.1	Water Elevation Measurements	2
4.1.1	Layer 4 Groundwater Elevations	2
4.2	Groundwater Quality Monitoring	2
4.2.1	Second Quarter 2020	2
4.2.1.1	Volatile Organic Compound Parameters	3
4.2.1.2	Monitoring Natural Attenuation Parameters	4
4.2.2	Trend Analysis Discussion	4
4.3	Landfill Gas Extraction System Operations	5
4.3.1	Landfill Gas Analytical Results	6
4.3.2	Landfill Gas Extraction System Troubleshooting and Repairs	6
4.3.2.1	System Repairs	6
4.3.3	Landfill Gas Measurements	6
4.3.3.1	Gas Extraction Well Monitoring	7
4.3.3.2	Gas Probe Monitoring	7
5.0	INSTITUTIONAL CONTROL DOCUMENTATION	7
5.1	Governmental Controls	8
5.1.1	Landfill Cap	8
5.1.2	Landfill Setback	8
5.1.3	Municipal Water Connection Within City Limits	8
5.2	Proprietary Controls	8
5.2.1	Municipal Water Connection Outside the City Limits	8
5.3	Enforcement Tools	8
5.3.1	Record of Decision	8
5.4	Informational Devices	9
5.4.1	Deed Restrictions	9
5.4.2	WDNR Well Advisory Area	9
5.4.3	Town of Ripon Building Permit	9
5.4.4	Town of Ripon Special Use Permit	10
5.4.5	WPDES Permit for Non-Metallic Mining Operations	10
5.4.6	GIS Registry	10
6.0	REFERENCES	10

TABLES

Table 1:	Water Levels, Second Quarter 2020
Table 2:	Parameters That Exceed Current NR140 Standards, Second Quarter 2020
Table 3:	Detected Parameters in Groundwater, Second Quarter 2020
Table 4:	Detected Parameters in Leachate, Second Quarter 2020
Table 5:	VOC Concentration Mann-Kendall Trend Test Results
Table 6:	Detected Parameters in Vapor, Second Quarter 2020
Table 7:	Landfill Gas Field Parameter Monitoring Results, Second Quarter 2020

FIGURES

Figure 1:	Site Location Map
Figure 2:	Site Layout Map
Figure 3:	Groundwater Elevation Map – Quarter 2 Layer 1 Wells
Figure 4:	Groundwater Elevation Map – Quarter 2 Layer 2 Wells
Figure 5:	Groundwater Elevation Map – Quarter 2 Layer 3 Wells
Figure 6:	Groundwater Elevation Map – Quarter 2 Layer 4 Wells
Figure 7:	Groundwater Isoconcentration Map – Quarter 2 Layer 3 Wells

APPENDICES

Appendix A:	Site Inspection Reports
Appendix B:	Analytical Data
Appendix C:	Concentration-Time Graphs for Datasets Included in Trend Analysis

1.0 Introduction

In April 2019, TRC was retained by the FF/NN Landfill Potentially Responsible Party (PRP) Group (Group) to conduct operations and maintenance (O&M) and quarterly monitoring activities at the FF/NN Landfill NPL Site (Site), in Ripon, Wisconsin (Figure 1). This Quarterly Progress Report presents site activities during the Second Quarter (Q2) of 2020 and is intended to fulfill applicable portions of reporting requirements specified in the Revised Groundwater Monitoring Program (GMP) as outlined in the April 18, 2013 conditional approval letter (as amended on June 8, 2017) (WDNR, 2013; 2017).

2.0 Quarterly Changes and Important Dates

This section describes important dates tasks were performed, changes in routine tasks, and exceptions to the GMP made in Q2 2020. No changes nor exceptions were made in Q2 2020 to monitoring, site activities, or to the GMP.

The February 24, 2011 Institutional Control Study/Plan (IC Plan) prepared by Tetra Tech GEO requires documentation of the protectiveness of specific institutional controls (ICs). Documentation of institutional control compliance occurred during Q2 2020 and is summarized in Section 5.0.

2.1 Dates of Importance

The following dates detail sampling events, deliverables, correspondence, and meetings:

- April 27-28, 2020, Q2 2020 monitoring event in accordance with the GMP (WDNR, 2013, 2017).
- April 28, 2020 annual landfill cap inspection.
- May 20, 2020, First Quarter 2020 Quarterly Progress Report Submitted to WDNR.

3.0 Landfill Site Inspections

The WDNR-approved Remedial Design (HIS GeoTrans, 1997) requires annual inspections of the FF/NN Landfill cap. The annual landfill cap inspection was conducted by TRC on April 28, 2020. Overall, the cap was in good condition and no repairs were necessary. The vegetation density was good, and no evidence of erosion was observed. There was evidence of animal burrowing along the east side of the landfill and this area will continue to be monitored. All wells were noted to be in good condition. The landfill has a drainage layer constructed below the soil cover and above the landfill's LLDPE Geosynthetic membrane liner. This layer assists with conveying surface water to various outlet pipes along the perimeter of the landfill. A wet area was identified along the southeast corner of the cap where water appears to be accumulating in a low spot from one of the drainage outlet pipes. A copy of the Cap Inspection Record is provided in Appendix A.

4.0 Summary of Observation and Monitoring Data

4.1 Water Elevation Measurements

Groundwater monitoring wells associated with the FF/NN Landfill site are grouped into four hydrostratigraphic units (Layer 1, Layer 2, Layer 3, and Layer 4) based on well screen elevations to better evaluate groundwater quality at discrete intervals. Table 1 notes the grouping of wells in their respective layers. Figure 2 shows the layout of the monitoring well network.

In accordance with the GMP (WDNR 2013; 2017), groundwater elevations were measured at all monitoring wells associated with the Site on April 27, 2020. The three leachate wells were gauged on April 28, 2020. Field forms from the Q2 2020 measurement event are included in Appendix A. Elevations are summarized in Table 1. Groundwater elevations measured in Layers 1, 2, and 3 indicated a consistent flow direction compared with previous sampling events toward the south and southwest. Figures 3 through 5 depict the groundwater flow elevations and flow direction in Layers 1 through 3 during Q2 2020.

4.1.1 Layer 4 Groundwater Elevations

The estimated groundwater flow direction in Layer 4 for data collected in Q2 2020 is to the southeast as shown on Figure 6. The City of Ripon occasionally pumps from Municipal Well #9, which influences the groundwater flow direction in Layer 4. When Well #9 is not operational, groundwater flow is toward the west or southwest. When Well #9 is operational, groundwater flow is toward the southeast. Conversations with Mr. Chris Liveris, Utility Manager for the City of Ripon, confirmed that Well #9 was in operation during the Q2 2020 sampling event. The southeastern flow direction observed in Layer 4 during the Q2 2020 is indicative of flow conditions when Well #9 is operational.

4.2 Groundwater Quality Monitoring

This subsection includes an evaluation of the groundwater quality for the Q2 2020 reporting period.

4.2.1 Second Quarter 2020

Groundwater samples were collected from 19 monitoring wells, one private well, and three leachate wells on April 27 and 28, 2020 by TRC. Samples were collected from four monitoring wells and three leachate wells using bailers, 15 monitoring wells using low-flow sampling methods, and one private water well using the well pump. Groundwater samples were analyzed by CT Laboratories for volatile organic compounds (VOCs) using EPA Method 8260C. Field forms are included in Appendix A. Analytical results are included in Appendix B. VOC results exceeding the Wisconsin Administrative Code (WAC) Chapter NR 140 Enforcement Standard (ES) and the Preventive Action Limits (PAL) are included in Table 2.

Groundwater samples collected during Q2 2020 were also analyzed for monitored natural attenuation (MNA) parameters including: nitrate + nitrite as nitrogen (EPA 353.2), sulfate (EPA 9056A), and manganese (EPA 6010C). A summary table of natural attenuation parameters and all detected analytical results is included in Table 3.

Field parameters were measured at all monitoring wells including dissolved oxygen (DO), oxygen-reduction potential (ORP), temperature, pH, and specific conductance. Field parameters were measured during sampling using an In-Situ Smart Troll MP meter and flow-through cell.

4.2.1.1 Volatile Organic Compound Parameters

Chlorinated VOCs (CVOCs) are the contaminants of concern at the Site which include trichloroethene (TCE) and its dechlorination products; cis-1,2-dichloroethene (cis-1,2-DCE) and vinyl chloride (VC). In the 19 monitoring wells and one private well sampled during Q2 2020, VC and TCE were the only VOCs detected at concentrations above the PAL and VC was the only VOC detected at a concentration above the ES. Table 2 contains a summary of the constituents exceeding the NR 140 ES and/or PAL and the following provides a brief discussion for Q2.

- Four monitoring wells were sampled within Layer 1. PAL exceedences were reported in samples from monitoring wells MW-103 and MW-112 for TCE and monitoring well MW-112 for VC. In review of analytical results, VC decreased in monitoring well MW-104 from 0.72 µg/L in Q2 2019 to nondetect in Q2 2020.
- Three monitoring wells were sampled within Layer 2. VC was reported above the ES in samples from monitoring well P-107, and above the PAL in monitoring well P-103. Results indicate VC concentrations similar to Q2 2019.
- Nine monitoring wells were sampled in Layer 3. VC exceeded the ES in samples from wells P-103D, P-111D, P-114, P-115, and P-117 and the PAL at well P-118. The general extent of VC in Layer 3 is unchanged when compared to previous data and interpretations noted during 2019 (TRC, 2019a; 2019b; and 2020), with the exception of monitoring well MW-3B where VC was not detected in Q2 2020. Figure 7 shows the VC isoconcentration map for Layer 3.
- Three monitoring wells were sampled in Layer 4. VC was detected only in the sample from P-107D at a level exceeding the ES. This detection is consistent with historical concentrations detected in samples from this well.
- Other VOC detections were reported at concentrations below their respective PALs and are summarized in Table 3.
- Trip blanks and method blanks were analyzed during the Q2 2020 sampling event and results indicated:
 - Acetone and methylene chloride were detected in the trip blank. These detections are likely due to laboratory or transport contamination. Based on these detections, all acetone detections at monitoring wells were flagged with the “u” qualifier indicating the analyte concentration was non-detect.
 - Acetone, chloromethane, and carbon disulfide were detected in the method blank. These detections are likely due to laboratory contamination. Based on these detections all acetone, chloromethane and carbon disulfide detections that were less than 5 times the concentration detected in the blank were flagged with the “u” qualifier indicating the analyte concentration was non-detect.

- In addition to the 20 wells, three leachate collection wells were sampled to evaluate constituent concentrations in the leachate. Analytical results are summarized in Table 4. CVOCs were detected above the method detection limit in the sample collected from LC-3 and non-chlorinated VOCs were detected in samples from all three collection wells including 1,2,4-trimethylbenzene, 1,3,5-trimethylbenzene, 1,4-dichlorobenzene, 2-butanone, acetone, benzene, chlorobenzene, ethylbenzene, isopropylbenzene, naphthalene, n-propylbenzene, tetrahydrofuran, toluene, and/or xylenes.

4.2.1.2 Monitoring Natural Attenuation Parameters

Groundwater geochemistry gives evidence of bioactivity in an aquifer and is considered a line of evidence for the breakdown of hydrocarbons by bacteria. Inorganic constituents such as dissolved oxygen, nitrate, manganese, iron, and sulfate can be used by bacteria as electron acceptors and their concentrations are indicators of biological activity and redox conditions. These parameters are included in the analytical program to document bioactivity in the aquifer. Concentrations of these constituents are compared to health and aesthetic-based standards as listed in WDNR WAC NR 140 for illustrative purposes, but these constituents are not considered constituents of concern. Table 3 includes the results of all MNA parameters measured during Q2 2020.

Manganese was detected in most samples during the Q2 2020 sampling event at concentrations that ranged from 12.3 ug/L at P-113A to 435 ug/L at MW-003A. Manganese was not detected in two of the Layer 1 monitoring wells including MW-103 and MW-107.

Sulfate was detected in monitoring well MW-103 (140 mg/L) and exceeded the PAL. Sulfate concentrations in the remaining samples were below the PAL and ranged from 11 mg/L at P-113A to 92 mg/L at P107.

Nitrogen ion concentrations (nitrate plus nitrite) were detected in all Layer 1 monitoring wells sampled during Q2 2020. A PAL exceedance was reported in MW-107 at 3.5 mg/L and an ES exceedance in MW-103 at 24 mg/L. Samples collected from Layers 2, 3 and 4 did not have detected concentrations. The lack of nitrate at detectable concentrations in the deeper groundwater layers may indicate nitrate reduction from microbial activity.

DO concentrations indicate aerobic conditions are in the shallow aquifer but generally anaerobic conditions prevail throughout the deeper aquifer. Layer 1 wells contained DO values between 3.43 mg/L at MW-104 and 11.77 mg/L at MW-107. Wells in deeper groundwater layers had much lower concentrations of DO between 0.21 mg/L in MW-003B and 2.82 mg/L in P-107D. An odor indicative of hydrogen sulfide production was noted at P-106, MW-3A, and P-113B.

The presence of dissolved manganese, the general lack of DO and nitrate, and the generally low sulfate concentrations in most site wells are lines of evidence supporting that conditions favorable to reductive dichlorination of CVOCs are present at the site.

4.2.2 Trend Analysis Discussion

Trend analysis was completed for TCE, cis-1,2-DCE, and vinyl chloride data from plume centerline wells that had at least 50% detections or at least eight detections total for the given parameter over the monitoring history. For the purpose of this analysis, the plume centerline wells

included: MW-103, MW-107, and MW-111 in Layer 1; P-103, P-107, and P-111 in Layer 2; P-103D, P-111D, P-114, P-117, and P-118 in Layer 3; and P-107D in Layer 4. A total of 21 well-parameter combinations met these criteria, including TCE in five wells, cis-1,2-DCE in seven wells, and vinyl chloride in eight wells. The trend analysis was completed using the ProUCL software using the Mann-Kendall Trend Test with the default confidence interval of 0.95 and level of significance of 0.05. For most well-parameter combinations, the detection limit was used to represent nondetect results and data from the entire monitoring history were used for the trend analysis. For TCE results from P-103D, P-107D, and P-117, trends were analyzed using only the detections because earlier nondetect results have detection limits greater than the recent detected concentrations.

Results for the TCE and vinyl chloride data analyzed indicated decreasing trends or no trend (meaning insufficient statistical evidence of a significant trend at the specified level of significance). As shown in Table 5, the trends for TCE (decreasing or no trend) are for results all well below the ES.

Results for cis-1,2-DCE indicated decreasing trends for four wells (see Table 5), no trend for one well (P-107D), and increasing trends for two wells (P-111D and P114). Of note, all reported concentrations of cis-1,2-DCE in all wells sampled at the site are well below the PAL. The two wells with increasing trends (P-111D and P-114) are well below the ES and somewhat below the PAL. As shown on the time-concentration graphs in Appendix C, it would require several years at this trend to exceed the PAL and several decades to exceed the ES. Given that the parent compound, TCE, is decreasing to stable at relatively low concentrations, these upward trends are not expected to continue.

Review of the data suggests that MNA is a potentially viable remedial alternative for the site. Current lines of evidence suggest an anaerobic environment with a continued source of organic carbon based on observed nitrate reduction (i.e., decreased nitrate concentrations) and reduced manganese (i.e., shown as increased dissolved manganese concentrations). VOC concentration trends for the well-parameter combinations analyzed are mostly decreasing. TCE in three wells P-103D, P-107D, and P-117 and VC in four wells P-107D, P-114, P-117, and P-118 did not exhibit statistical evidence to establish a trend. Two wells (P-111D and P-114) had increasing trends of cis-1,2-DCE. A full evaluation of progress toward MNA will be discussed in the 2020 Fourth Quarter report and will include statistical analysis of trends for all constituents that exceed regulatory standards using ProUCL software at each well for each CVOC associated with the site. This evaluation will also include an estimate of the time to achieve cleanup levels for each constituent of concern and regression analysis for wells with variable or even occasional increasing trends.

4.3 Landfill Gas Extraction System Operations

The landfill gas extraction system has been operational since 2005 (GeoTrans, 2005). Landfill gas is extracted from gas vent GV-6 and the three deeper leachate collection wells (LC-1, LC-2, and LC-3). On September 5, 2019 GV-4 was reconnected to the system to reduce methane migration off-site to the west northwest of the landfill. The other gas vents have remained closed to prevent oxygen levels from increasing above 5%. This subsection includes an evaluation of landfill gas monitoring results and a discussion of system repairs at the Site during the Q2 2020.

4.3.1 Landfill Gas Analytical Results

During the Q2 2020 Monitoring Event, landfill gas samples were collected between April 27 and 28, 2020 and were analyzed for VOCs using EPA method TO-15. Samples were collected from leachate collection wells: LC-1, LC-2, LC-3; gas vent: GV-6; and gas probe: GP-3. Table 6 summarizes the landfill gas analytical sample results from the April 2020 monitoring event. The main constituents of concern in groundwater and as a potential vapor intrusion risk at the FF/NN Landfill are CVOCs. Gas analytical results were reviewed in comparison to recent historical results (past 5 years) for CVOCs (specifically cis-1,2-DCE, tetrachloroethene [PCE], trans-1,2-DCE, TCE, and VC). Overall, CVOCs appear to have remained consistent for GP-3, LC-1, LC-2, and LC-3. An increase was observed at GV-6 compared to recent years. LC-1 and LC-2 are consistent where detections have been observed intermittently during select events over the past 5 years. LC-3 reported slightly higher total CVOCs, but results were comparative to recent results with the exception of 2019 where detections were low. Fluctuation in gas concentrations are expected due to waste heterogeneity, variable degradation of the waste, changes in atmospheric conditions and operation of the GES.

4.3.2 Landfill Gas Extraction System Troubleshooting and Repairs

4.3.2.1 System Repairs

During Q2 2020 the gas extraction system operated continuously between April 1, 2020 and June 30, 2020, with the exception of scheduled shutdowns to make system improvements between April 28 and 29, 2020. TRC suspected a leak in the below grade condensate tank and vault located just upgradient of the blower system. Surface water from rain events and/or snowmelt were thought to be filling the tank through the breach. The accumulation of this water in the below grade tank would then be drawn into the knockout tank in the system trailer, causing system shutdowns. Due to this issue, a 3-way position valve was added on April 28, 2020 to the piping entering the tank to allow the tank to be bypassed. Water continues to accumulate in the below grade tank but appears to be surface water runoff entering and is not associated with gas extraction system operations. This modification has successfully allowed the blower system to continuously run as significant water no longer accumulates in the knockout tank leading to system shutdowns.

In addition to the tank modifications, the extraction headers for LC-1, LC-2, LC-3, and GV-6 were modified to incorporate a gate valve and two sample ports. The valve allows for vacuum extraction to be adjusted as needed during biweekly monitoring. Sample ports were added on each side of the valve to monitor vacuum on the header and well side. Overall, the improvements have increased the overall system vacuum and adjustments continue to be made, as needed, based on vacuum and measured gas concentrations.

4.3.3 Landfill Gas Measurements

Sections below discuss observations noted during landfill gas monitoring and subsequent adjustments made to improve treatment performance.

4.3.3.1 Gas Extraction Well Monitoring

TRC or the City of Ripon personnel were onsite on a biweekly basis while the system was operating between April 1, and June 25, 2020 to inspect and monitor the landfill gas extraction system. Gas measurements (% oxygen, methane, and carbon dioxide) and vacuum readings were periodically collected from the five gas extraction points (LC-1, LC-2, LC-3, GV-4, and GV-6) when the system was in operation. In addition, gas measurements were collected from gas probes GP-1 and GP-2, the blower exhaust, and ambient air (background) for comparison purposes. TRC adjusted valve positioning on the extraction well headers to optimize the landfill gas extraction system, as needed. Repositioning was based on measured methane and oxygen concentrations and vacuum readings recorded during the monitoring events. A summary of the monitoring data from each visit are included in Table 7.

4.3.3.2 Gas Probe Monitoring

TRC personnel were onsite on April 28, 2020 to collect the second quarterly round of gas measurements from gas probes installed around the landfill and results are summarized in Table 7. Gas measurements were collected (% oxygen, methane, and carbon dioxide) from the 10 existing gas probes (GP) including GP-1 through GP-7 and GP-10 through GP-12 located surrounding the landfill. As noted above, gas probes GP-1 and GP-2 were also monitored during the biweekly site visit. Overall, during Q2 2020, methane was not observed in any of the offsite gas probes. Based on the results of the gas probe monitoring during Q2 2020, current system operations effectively control offsite methane migration.

5.0 Institutional Control Documentation

This section documents the protectiveness of institutional controls (ICs) as required in the February 24, 2011 Institutional Control Study/Plan (IC Plan) prepared by Tetra Tech GEO. According to the IC Plan, the initial Record of Decision (ROD) for the FF/NN Landfill (EPA 1996) called for the placement of a deed restriction that prohibited disturbing the landfill cap (except for maintenance) and that WAC NR 812.08 forbids the construction of a potable or non-potable water supply well within 1,200 feet of the landfill. In 2004, the WDNR imposed a well advisory area that specifies potable wells must be constructed or reconstructed to more stringent standards. The Second 5-Year Review completed by the U.S. Environmental Protection Agency (USEPA) in 2006 found that the ICs at the landfill were protective of the site remedy, but for properties near the landfill, the IC mechanisms were not sufficient to protect against human and environmental exposures. Identification of enforceable legal and administrative controls were required by USEPA to provide the mechanisms necessary to appropriately protect the site remedies and to minimize the potential for human and environmental exposure to site contaminants. The 2011 IC Study / Plan addressed the USEPA concerns and identified four types of ICs: Government Controls, Proprietary Controls, Enforcement Tools, and Informational Devices. This section documents the verification of IC effectiveness since the last time this review occurred in Q4 2019 (reporting period). Going forward this evaluation will be summarized on an annual basis during the second quarter.

5.1 Governmental Controls

5.1.1 Landfill Cap

WAC NR 504.07(9) prohibits the following: 1) use of the waste disposal area for agricultural purposes, 2) establishment or construction of any buildings over the waste disposal area, or 3) excavation of the final cover or any waste materials. TRC confirmed that none of these activities occurred during this reporting period.

5.1.2 Landfill Setback

WAC NR 812.08(4)(g)1 requires a separation distance of 1,200 feet between the landfill and any new potable or nonpotable water supply wells, reservoirs, or springs. Based on TRC review of information detailed in Section 5.4.2 below, no new water supply wells, reservoirs, or springs have been noted during this reporting period.

5.1.3 Municipal Water Connection Within City Limits

Chapter 10.24 of the Ripon Municipal Code (RMC) requires all private water supply wells located on property served by water utility within the City of Ripon are to be abandoned in accordance with the terms of this chapter and WAC NR 812 no later than one year from the date of connection to the municipal water system unless a well operation permit has been obtained. As of the date of this report, the City of Ripon City Limits remain outside the WDNR Well Advisory Areas.

5.2 Proprietary Controls

5.2.1 Municipal Water Connection Outside the City Limits

In 2002, municipal water was extended outside the City limits to residents located along South Koro Road and Charles Street in the Town of Ripon. As part of this agreement, homeowners that connected to municipal water were required to have their water supply well abandoned or converted to a groundwater monitoring well. The wells located at the Gaastra and Perry residences at W14297 Charles Street and W14298 Charles Street, respectively, were connected to public water in 2013. Based on review of publicly available information, TRC has not been able to verify that these two wells are abandoned and the property owners may be using the wells for lawn irrigation purposes. Besides this data gap, TRC did not observe additional wells within this area that are not used as part of the monitoring well network within this reporting period.

5.3 Enforcement Tools

5.3.1 Record of Decision

The 1996 U.S. EPA ROD contains governmental controls as “applicable or relevant and appropriate requirements” (ARARs) that restrict land and groundwater use, set cleanup standards, and incorporate the IC requirements. To date, these requirements are being met including ongoing quarterly groundwater monitoring, annual sampling of private drinking water supply wells within the WDNR Well Advisory Areas, monitoring of the gas probes on a regular basis, maintenance of the landfill cap as needed, active deed restriction prohibiting landfill cap

disturbance except for maintenance, maintenance of fencing, and five year reviews. The USEPA Fifth Five Year Review for the Site is scheduled for 2021.

5.4 Informational Devices

5.4.1 Deed Restrictions

The deed restriction filed in 1997 lists the limitations and restrictive covenants for the landfill property including:

1. No water wells other than groundwater monitoring wells or leachate extraction wells are to be located on the landfill property.
2. Certain activities are prohibited unless written prior approval from the WDNR is granted including excavation of the landfill cover or wastes, grading, or filling on the capped area except as needed to maintain the cover, use of the waste disposal area for agricultural purposes, and construction of buildings or other structures over the waste disposal area.
3. Property owner shall not use the landfill area or take any action that may damage or impair the effectiveness of the remedial action components constructed for or installed pursuant to the ROD or interfere with performance of the remedial work required by the ROD.

The City of Ripon and the Town of Ripon are both members of the PRP group. Since February 2004, the City and Town of Ripon are the owners and possess control over the landfill property. No changes to these deed restrictions were noted within this reporting period and no actions were performed in violation to these limitations and restrictive covenants within this reporting period.

5.4.2 WDNR Well Advisory Area

Through two memorandums dated July 15, 2004 to Wisconsin Licensed well drillers, it was communicated that pursuant to WAC NR 812.12(3), a “Special Well Casing Pipe Depth Area” exists for an area surrounding and containing the landfill and covers approximately 1.5 square miles. This well advisory area is subdivided into two segments in the IC plan, an “Outer Area” located within Sections 7, 8, 17, and 18, T16N, R14E, Town of Ripon, Fond du Lac and an “Inner Area” located within Sections 7 and 18, T16N, R14E. Refer to Section 3.4.4.2 of the 2011 IC Plan for details on the restrictions in the Well Advisory Area. During this reporting period, TRC confirmed that the Well Advisory remains in place, and based on review of the WDNR Drinking Water System, no wells have been installed in any parcel included in the Inner or Outer Areas since 2012.

5.4.3 Town of Ripon Building Permit

Section 13.2 of Article XIII of the Town of Ripon zoning ordinance requires a permit for any building structure or mobile home. In 2011 the PRP Group requested to be notified if an application for a building permit was received for any parcel with in the south ½ of Section 7 or the north ½ of Section 18, T16N, R14E. No notifications have been received by the PRP group from the Town of Ripon during this reporting period. TRC contacted Mr. Barry VandeBrink, Chairman of the Town of Ripon, and the Town Clerk to verify whether any building permits were received within this reporting period. As of the date of this report, no response has been received.

5.4.4 Town of Ripon Special Use Permit

Sections 6.4 and 11.2 of the Town of Ripon zoning ordinance require a permit when requesting a use not permitted by an Ordinance in a Zoning District. In 2011 the PRP Group requested to be notified if an application for special use was received for any parcel within Sections 7, 8, 17, or 18 T16N, R14E that involves surface water or groundwater dewatering activities such as mineral extraction operations. No notifications have been received by the PRP group from the Town of Ripon during this reporting period. TRC contacted Mr. Barry VandeBrink, Chairman of the Town of Ripon, and the Town Clerk to verify whether any special use applications noted above were received within this reporting period. As of the date of this report, no response has been received.

5.4.5 WPDES Permit for Non-Metallic Mining Operations

Submittal of a completed Notice of Intent (NOI) Information Summary for Nonmetallic Mining Operations (Form 3400-179) to the WDNR is mandatory for any owner /operator of a nonmetallic mining operation that must apply for a permit in accordance with 40 CFR Part 122 or Chapter 283, WI Statutes. TRC reviewed the Wisconsin Pollutant Discharge Elimination System (WPDES) Permits on Public Notice webpage and did not identify permits submitted within the Advisory Area extent. In addition, TRC contacted Mr. David Haas, Wastewater Specialist with the WDNR to confirm whether any WPDES NOIs or permits were received for any parcel within Section 7, 8, 17, or 18 T16N, R14E. As of the date of this report, no response has been received.

In addition, the Northeast Asphalt, Inc. (NEA), located east of the FF/NN Landfill, has a general permit. Events of extensive dewatering in 2002 and 2008 led to the WDNR notifying NEA that by pumping the surface water from their on-site pit at high levels over a period of time and altering the groundwater flow, they could become part of the PRP Group. TRC requested copies of the discharge monitoring report (DMR) for the NEA Ripon Gravel Site, Permit No. WI-0046515-04. According to Mr. Haas the 2020 Annual DMR for this Site is not due until February 15, 2021. A follow up with Mr. Haas will be completed and discussed in the 2021 Annual Report.

5.4.6 GIS Registry

The FF/NN Landfill is identified on the WDNR GIS Registry with continuing obligations (CO). The COs noted include appropriate management of contaminated soils, WDNR approval if a water supply well is constructed or reconstructed, and maintenance of a cap over the contaminated area. The GIS registry depicts the extent of the landfill cover but does not currently depict the extent of the groundwater plume. The GIS Registry listing includes a link to the Ripon City Landfill EPA Superfund NPL / Superfund Alternative Approach (SAA) Website.

6.0 References

- GeoTrans. 2005. Pilot Test for Landfill Gas Extraction System. FF/NN Landfill, Ripon, Wisconsin. June 29, 2005.
- Tetra Tech GEO. 2011. Institutional Control Study/Plan, FF/NN Landfill NPL Site (Ripon City Landfill), Ripon Wisconsin. February 24, 2011.
- TRC. 2019a. Quarterly Progress Report, First and Second Quarter 2019 Reporting Period, FF/NN Landfill NPL Site, Ripon, Wisconsin. August 2019.

- TRC. 2019b. Quarterly Progress Report, Third Quarter 2019 Reporting Period, FF/NN Landfill NPL Site, Ripon, Wisconsin. December 2019.
- TRC. 2020. Quarterly Progress Report, Fourth Quarter 2019 Reporting Period, FF/NN Landfill NPL Site, Ripon, Wisconsin. March 23, 2020.
- WDNR. 2013. Conditional Approval of Revised Groundwater Monitoring Program for the Ripon HWY FF/NN Landfill. Ripon HWY FF/NN Landfill, License #467, Ripon, WI, WDNR BRRTS #02-20-000915. April 18, 2013.
- WDNR. 2017. Proposed Second Replacement Sentinel Monitoring Well Work Plan Approval for Ripon HWY FF/NN Landfill. License #467, Ripon, WI, WDNR BRRTS #02-20-000915. June 8, 2017.

**Table 1: Water Levels
FF/NN Landfill
Ripon, Wisconsin
Second Quarter 2020**

Well Name	GW Layer	TOC Elevation (Feet AMSL)	Q2 Depth to Water (Feet)	Q2 GW Elevation (Feet AMSL)
			4/27/2020	4/27/2020
MW-101	1	884.73	59.88	824.85
P-101	2	885.39	60.46	824.93
MW-102	1	842.90	17.76	825.14
P-102	2	842.85	17.62	825.23
MW-103	1	872.30	49.32	822.98
P-103	2	872.74	48.05	824.69
P-103D	3	872.91	49.02	823.89
MW-104	1	875.20	50.19	825.01
P-104	2	875.40	50.67	824.73
MW-106	1	878.75	49.32	829.43
P-106	2	878.80	53.71	825.09
MW-107	1	871.69	50.07	821.62
P-107	2	871.33	49.65	821.68
P-107D	4	871.90	49.97	821.93
MW-108	1	845.08	25.57	819.51
P-108	2	845.48	23.37	822.11
MW-111	1	856.09	36.23	819.86
P-111	2	856.28	36.29	819.99
P-111D	3	855.56	33.89	821.67
MW-112	1	874.70	53.68	821.02
P-113A	4	833.16	11.71	821.45
P-113B	3	833.16	11.95	821.21
P-114	3	839.36	18.51	820.85
P-115	3	842.67	21.71	820.96
P-116	3	845.86	25.61	820.25
P-117	3	833.96	14.50	819.46
P-118	3	826.74	7.33	819.41
MW-3A	4	850.60	29.16	821.44
MW-3B	3	850.89	28.63	822.26
LC-1	1	876.15	33.90 ⁽¹⁾	842.25
LC-2	1	866.05	31.66 ⁽¹⁾	834.39
LC-3	1	877.34	35.39 ⁽¹⁾	841.95

Notes:

GW - Groundwater
TOC - Top of Casing
AMSL - Above Mean Sea Level
NM = Well not measured

Created by: P. Popp, 7/1/2020

Checked by: M. Stollenwerk 10/15/20.

Footnotes:

⁽¹⁾ Leachate Wells were gauged on 4/28/2020

**Table 2: Parameters That Exceed Current NR140 Standards
FF/NN Landfill
Ripon, Wisconsin
Second Quarter 2020**

Chemical Parameter	Units	NR140 PAL	NR140 ES	Well ID	Date	Result	Data Flags	Exceedance
Manganese, dissolved	µg/L	25	50	MW-003A	4/27/2020	435		ES
				MW-003B	4/27/2020	79.9		ES
				MW-104	4/28/2020	100		ES
				MW-112	4/28/2020	311		ES
				P-103	4/27/2020	95.6		ES
				P-103D	4/27/2020	80.9		ES
				P-106	4/27/2020	59.2		ES
				P-107	4/28/2020	96.7		ES
				P-107D	4/28/2020	192		ES
				P-111D	4/28/2020	35.2		PAL
				P-111D DUP	4/28/2020	34.9		PAL
				P-113B	4/27/2020	38		PAL
				P-114	4/27/2020	64.8		ES
				P-114 DUP	4/27/2020	66.1		ES
				P-115 (WIESE)	4/27/2020	114		ES
				P-116 (HADEL)	4/27/2020	78.4		ES
P-117	4/27/2020	209		ES				
P-118	4/27/2020	89.8		ES				
RHODE	4/28/2020	98.7		ES				
Methylene chloride	µg/L	0.5	5	TRIP BLANK	4/28/2020	0.92		PAL
Nitrogen, nitrate + nitrite, total	mg/L	2	10	MW-103	4/28/2020	24		ES
				MW-107	4/28/2020	3.5		PAL
Sulfate, total	mg/L	125	250	MW-103	4/28/2020	140		PAL
Trichloroethene	µg/L	0.5	5	MW-103	4/28/2020	1.4		PAL
				MW-112	4/28/2020	1		PAL
Vinyl chloride	µg/L	0.02	0.2	MW-112	4/28/2020	0.025	J	PAL
				P-103	4/27/2020	0.027	J	PAL
				P-103D	4/27/2020	0.25		ES
				P-107	4/28/2020	0.84		ES
				P-107D	4/28/2020	2.8		ES
				P-111D	4/28/2020	3.6		ES
				P-111D DUP	4/28/2020	3.5		ES
				P-114	4/27/2020	7.7		ES
				P-114 DUP	4/27/2020	7.9		ES
				P-115 (WIESE)	4/27/2020	0.83		ES
				P-117	4/27/2020	1.2		ES
P-118	4/27/2020	0.047		PAL				

Notes:

1. µg/l = micrograms per liter (ppb).
2. mg/L = milligrams per liter (ppm).
3. NR 140 ES = Wisconsin Administrative Code Chapter NR 140 Enforcement Standard.
3. NR 140 PAL = Wisconsin Administrative Code Chapter NR 140 Preventive Action Limit.
4. **BOLD** = Exceedance (or potential exceedance if J- or B-flagged) of the NR 140, WAC ES.
5. *Italics* = Exceedance (or potential exceedance if J- or B-flagged) of the NR 140, WAC PAL.
6. J = Reported concentration is estimated, between the Limit of Detection (LOD) and the Limit Of Quantitation (LOQ).

Created by: P. Popp
Reviewed by: A. Sobbe

**Table 3: Detected Parameters in Groundwater
FF/NN Landfill
Ripon, Wisconsin
Second Quarter 2020**

Parameter	Units	NR140 ES	NR 140 PAL	MW-003A 4/27/2020 413612	MW-003B 4/27/2020 413611	MW-101 4/27/2020 WL2004-X02	MW-102 4/27/2020 WL2004-X03	MW-103 4/28/2020 413613	MW-104 4/28/2020 413631	MW-106 4/27/2020 WL2004-X06	MW-107 4/28/2020 413616	MW-108 4/27/2020 WL2004-X08	MW-111 4/27/2020 WL2004-X09	MW-112 4/28/2020 413623	P-101 4/27/2020 WL2004-X11	P-102 4/27/2020 WL2004-X12	P-103 4/27/2020 413596	P-103D 4/27/2020 413609	P-104 4/27/2020 WL2004-X13
Field Parameters																			
Depth to water	Feet			29.16	28.63	59.88	17.76	49.32	50.19	49.32	50.07	25.57	36.23	53.68	60.46	17.62	48.05	49.02	50.67
Water elevation	Feet			821.44	822.26	824.85	825.14	822.98	825.01	829.43	821.62	819.51	819.86	821.02	824.93	825.23	824.69	823.89	824.73
Depth to bottom	Feet			280.1	185.72			53.69	54.9		55.29			60.47			83.02	192.66	
Bottom elevation	Feet			570.5	665.17			818.61	820.25		816.4			814.23			789.72	680.25	
pH, field	SU			7.56	7.54			6.71			7.10			7.17			7.18	7.13	
Conductance, specific	µmhos/cm			570.5	698.0			870.0	857.4		827.3			940.57			758.4	791.6	
ORP	mV			-33.9	-72.1			41.9	104.7		80.9			260.19			-10.7	-14.3	
Oxygen, dissolved	mg/L			1.65	0.21			11.39	3.43		11.77			3.81			1.01	1.06	
Turbidity, field	#N/A			SLIGHT	SLIGHT			SLIGHT	MOD		VERY			SLIGHT			SLIGHT	SLIGHT	
Temperature	Deg C			9.27	9.08			12.08	9.124		13.35			14.63			9.43	9.98	
Color, field	#N/A			NONE	NONE			LT GREY	LT GREY		BROWN			TAN			NONE	NONE	
Odor, field	#N/A			NONE	SULF			NONE	YES		NONE			NONE			NONE	NONE	
Inorganic Analytes																			
Nitrogen, nitrate + nitrite, total	mg/L	10	2	< 0.057	< 0.057			24	0.25		3.5			1.7			< 0.057	< 0.057	
Sulfate, total	mg/L	250	125	21	60			140	29		13			66			68	74	
Manganese, dissolved	µg/L	50	25	435	79.9			< 2.2	100		< 2.2			311			95.6	80.9	
Organic Analytes																			
1,1-Dichloroethane	µg/L	850	85	< 0.015	< 0.015			< 0.015	< 0.015		< 0.015			< 0.015			< 0.015	< 0.015	
1,2,4-Trimethylbenzene	µg/L			< 0.02	< 0.02			< 0.02	< 0.02		< 0.02			< 0.02			< 0.02	< 0.02	
1,4-Dichlorobenzene	µg/L	75	15	< 0.017	< 0.017			< 0.017	1.6		< 0.017			< 0.017			< 0.017	< 0.017	
Acetone	µg/L	9000	1800	< 0.8	< 0.8			1.1 Ju	1.5 Ju		< 0.8			0.93 Ju			< 0.8	< 0.8	
Benzene	µg/L	5	0.5	< 0.019	< 0.019			< 0.019	0.12		< 0.019			< 0.019			< 0.019	0.022 J	
Carbon disulfide	µg/L	1000	200	0.024 Ju	0.022 Ju			0.022 Ju	0.16		0.018 Ju			< 0.014			0.029 Ju	0.018 Ju	
Chlorobenzene	µg/L	100	20	< 0.015	< 0.015			< 0.015	3.7		< 0.015			0.047 J			< 0.015	< 0.015	
Chloroethane	µg/L	400	80	< 0.023	< 0.023			< 0.023	< 0.023		< 0.023			< 0.023			< 0.023	< 0.023	
cis-1,2-Dichloroethene	µg/L	70	7	< 0.027	< 0.027			0.24	0.094		< 0.027			0.16			0.04 J	0.26	
Dichlorodifluoromethane	µg/L	1000	200	< 0.03	< 0.03			< 0.03	< 0.03		< 0.03			0.032 J			< 0.03	< 0.03	
di-Isopropyl ether	µg/L			< 0.02	< 0.02			< 0.02	0.047 J		< 0.02			< 0.02			< 0.02	< 0.02	
Isopropylbenzene	µg/L			< 0.018	< 0.018			< 0.018	0.19		< 0.018			< 0.018			< 0.018	< 0.018	
Methylene chloride	µg/L	5	0.5	< 0.03	< 0.03			< 0.03	< 0.03		< 0.03			< 0.03			< 0.03	< 0.03	
Methyl-tert-butyl-ether	µg/L	60	12	< 0.017	< 0.017			< 0.017	0.068		< 0.017			< 0.017			< 0.017	< 0.017	
Naphthalene	µg/L	100	10	< 0.022	< 0.022			< 0.022	< 0.022		< 0.022			< 0.022			< 0.022	< 0.022	
sec-Butylbenzene	µg/L			< 0.014	< 0.014			< 0.014	0.065		< 0.014			< 0.014			< 0.014	< 0.014	
tert-Butylbenzene	µg/L			< 0.013	< 0.013			< 0.013	0.015 J		< 0.013			< 0.013			< 0.013	< 0.013	
Tetrachloroethene	µg/L	5	0.5	< 0.023	< 0.023			0.25	< 0.023		0.036 J			0.28			< 0.023	< 0.023	
Tetrahydrofuran	µg/L	50	10	< 0.28	< 0.28			< 0.28	< 0.28		< 0.28			< 0.28			< 0.28	< 0.28	
Toluene	µg/L	800	160	< 0.017	< 0.017			< 0.017	0.024 J		< 0.017			< 0.017			< 0.017	< 0.017	
trans-1,2-dichloroethene	µg/L	100	20	< 0.029	< 0.029			< 0.029	< 0.029		< 0.029			< 0.029			< 0.029	< 0.029	
Trichloroethene	µg/L	5	0.5	< 0.025	< 0.025			1.4	0.041 J		0.029 J			1			0.035 J	0.054 J	
Vinyl chloride	µg/L	0.2	0.02	< 0.013	< 0.013			< 0.013	< 0.013		< 0.013			0.025 J			0.027 J	0.25	
Xylene, M + P	µg/L			< 0.03	< 0.03			< 0.03	0.032 J		< 0.03			< 0.03			< 0.03	< 0.03	

- Notes:
- µg/l = micrograms per liter (ppb).
 - SU = Standard Units
 - µmhos/cm = microSiemens per centimeter
 - Deg C = Degrees Celsius
 - mV = millivolts
 - mg/L = milligrams per liter (ppm).
 - Metals analyzed using EPA Method 6010.
 - NR 140 ES = Wisconsin Administrative Code Chapter NR 140 Enforcement Standard.
 - NR 140 PAL = Wisconsin Administrative Code Chapter NR 140 Preventive Action Limit.
 - BOLD** = Exceedence (or potential exceedence if J- or B-flagged) of the NR 140, WAC ES.
 - Italics* = Exceedence (or potential exceedence if J- or B-flagged) of the NR 140, WAC PAL.
 - ORP - Oxidation Reduction Potential
 - J = Reported concentration is estimated, between the Limit of Detection (LOD) and the Limit Of Quantitation (LOQ)
 - u = Result is noted in the method blank and the trip blank and the concentration was flagged during data review as undetected.

**Table 4: Detected Parameters in Leachate
FF/NN Landfill
Ripon, Wisconsin
Second Quarter 2020**

Parameter	Units	LC-1 4/28/2020 413626	LC-2 4/28/2020 413624	LC-3 4/28/2020 413627	Trip Blank 4/28/2020 413633
Field Parameters					
Depth to water	Feet	33.90	31.66	35.39	-
Water elevation	Feet	842.25	834.39	841.95	-
Color, field		BLACK	BLACK	NR	-
Odor, field		LEACHATE	LEACHATE	NR	-
Inorganic Analytes					
Nitrogen, nitrate + nitrite, total	mg/L	< 0.057	0.061 J	< 0.057	-
Sulfate, total	mg/L	30	2.9	760	-
Manganese, dissolved	µg/L	408	85.7	1510	-
Organic Analytes					
1,2,4-Trimethylbenzene	µg/L	33 J	73	< 2.9	< 0.02
1,3,5-Trimethylbenzene	µg/L	< 14	15	< 2.7	< 0.016
1,4-Dichlorobenzene	µg/L	< 15	16	< 3	< 0.017
2-Butanone	µg/L	2100	2200	23000	< 0.5
Acetone	µg/L	780 u	900	7400	1.3 J
Benzene	µg/L	< 20	14	< 4	< 0.019
Chlorobenzene	µg/L	< 15	88	< 3	< 0.015
cis-1,2-Dichloroethene	µg/L	< 15	< 3	28	< 0.027
Ethylbenzene	µg/L	< 15	14	6.8 J	< 0.016
Isopropylbenzene	µg/L	< 15	9.7 J	< 3	< 0.018
Naphthalene	µg/L	37 J	9.9 J	< 3	< 0.022
n-Propylbenzene	µg/L	< 15	8.1 J	< 3	< 0.02
Tetrahydrofuran	µg/L	840	1000	< 30	< 0.28
Toluene	µg/L	< 11	< 2.1	15	< 0.017
Trichloroethene	µg/L	< 15	< 3	3.1 J	< 0.025
Vinyl chloride	µg/L	< 7	< 1.4	4.1 J	< 0.013
Xylene, M + P	µg/L	89 J	360	32	< 0.03
Xylene, O	µg/L	< 13	< 2.6	9.7	< 0.017

Notes:

1. µg/l = micrograms per liter (ppb).
2. NR = Not Recorded

Created by: P. Popp

Reviewed by: A. Sobbe

Table 5: VOC Concentration Mann-Kendall Trend Test Results
FF/NN Landfill
Ripon, Wisconsin
Second Quarter 2020

	Data Summary					Mann-Kendall Trend Test Results
	# Detections that Attain or Exceed NR 140 PAL	# Detections that Attain or Exceed NR 140 ES	# Detections	# Samples	% Detections	Confidence Coefficient = 0.95, Level of Significance = 0.05
TCE						
MW-103	41	3	42	42	100%	Decrease
MW-107	16	0	17	33	52%	Decrease
P-103D	0	0	9	51	18%	No trend (analysis of detections only, see Note 1)
P-107D	0	0	8	64	13%	No trend (analysis of detections only, see Note 1)
P-117	0	0	9	15	60%	No trend (analysis of detections only, see Note 1)
cis-1,2-DCE						
MW-103	15	8	42	42	100%	Decrease
P-103D	0	0	21	50	42%	Decrease
P-107	0	0	23	37	62%	Decrease
P-107D	0	0	44	63	70%	No trend
P-111D	0	0	55	61	90%	Increase, with maximum at less than 1/2 of PAL
P-114	0	0	55	58	95%	Increase, with maximum at less than 1/2 of PAL
P-117	0	0	14	14	100%	Decrease
VC						
MW-103	15	15	15	42	36%	Decrease
P-103	20	16	20	45	44%	Decrease
P-103D	34	32	34	51	67%	Decrease
P-107	31	31	31	37	84%	Decrease
P-107D	62	62	62	64	97%	No trend
P-111D	62	62	62	62	100%	Decrease
P-114	58	58	58	59	98%	No trend
P-117	15	15	15	15	100%	No trend
P-118	7	0	7	12	58%	No trend

Notes:

- Trend analysis was completed for TCE, cis-1,2-DCE, and vinyl chloride data from plume centerline wells that had at least 50% detections or at least eight detections total for the given parameter over the monitoring history. Nondetect results were represented with the detection limit except for TCE data for P-103D, P-107D, and P-117, for which only detections were analyzed due early nondetect results with high detection limits.
- No trend = insufficient statistical evidence of a significant trend at the specified level of significance.

Updated by: L. Auner, 1/18/2021

Checked by: K. Quinn, 1/18/2021

**Table 6: Detected Parameters in Vapor
FF/NN Landfill
Ripon, Wisconsin
Second Quarter 2020**

Parameter	Units	GP-03 4/28/2020 P2002385-005	GV-06 4/28/2020 P2002385-004	LC-1 4/28/2020 P2002385-003	LC-2 4/27/2020 P2002385-002	LC-3 4/27/2020 P2002385-001
Organic Analytes						
1,1-Dichloroethane	nL/L	< 2.3	8.6	5.5	< 23	< 18
1,1-Dichloroethene	nL/L	< 2.2	< 4.3	< 4.6	< 22	54
1,2,4-Trimethylbenzene	nL/L	4.7	< 4.3	< 4.6	< 22	< 18
2-Butanone	nL/L	5.3	< 8.9	< 9.3	< 45	55
Acetone	nL/L	< 22	< 43	< 45	< 220	370
alpha-Pinene	nL/L	< 2.2	< 4.3	< 4.6	< 22	71
Benzene	nL/L	< 2.2	26	35	330	250
Chloroethane	nL/L	< 2.2	70	21	400	57
cis-1,2-Dichloroethene	nL/L	< 2.2	< 4.3	4.9	23	3200
Cyclohexane	nL/L	< 4.5	270	170	1100	490
Dichlorodifluoromethane	nL/L	4.4	1100	370	1200	1900
Dichlorotetrafluoroethane	nL/L	< 2.2	400	120	1600	530
D-Limonene Gas	nL/L	2.5	< 4.3	< 4.6	< 22	< 18
Ethanol Gas	nL/L	42	< 42	< 44	< 210	< 170
Ethyl acetate	nL/L	7.2	< 8.9	< 9.3	< 45	< 36
Ethylbenzene	nL/L	< 2.2	< 4.3	< 4.6	< 22	22
Fluorotrichloromethane	nL/L	< 2.2	12	< 4.5	< 22	42
Heptane	nL/L	< 2.2	270	200	2000	870
Methylene chloride	nL/L	< 2.2	< 4.3	< 4.5	< 22	54
Methyl-tert-butyl-ether	nL/L	< 2.2	4.4	< 4.6	< 22	< 18
n-Hexane	nL/L	< 2.2	810	570	3800	1100
n-Nonane	nL/L	< 2.2	< 4.3	< 4.6	53	370
n-Octane	nL/L	< 2.2	42	97	540	470
Propylene	nL/L	2.6	950	620	2200	1900
Tetrahydrofuran	nL/L	< 2.3	< 4.4	16	97	170
Toluene	nL/L	3.6	< 4.3	5.4	< 22	1600
trans-1,2-dichloroethene	nL/L	< 2.2	< 4.3	< 4.6	< 22	34
Trichloroethene	nL/L	< 2.2	< 4.3	< 4.6	< 22	240
Vinyl chloride	nL/L	< 2.2	170	11	31	3300

Notes:

1. nL/L = nanoliter per liter

Created by: P. Popp

Reviewed by: A. Sobbe

Table 7: Landfill Gas Field Parameter Monitoring Results
FF/NN Landfill
Ripon, Wisconsin,
Second Quarter 2020

Monitoring Point	Time	Date	CH ₄ (%)	CO ₂ (%)	O ₂ (%)	N (%)	Comments
Background	13:33	4/1/2020	0.0	0.0	20.9	79.1	
	14:12	4/17/2020	0.0	0.0	20.9	79.1	
	10:20	4/28/2020	0	0.1	20.7	79.2	
	4/29/2020						See Footnote 1
	11:13	5/1/2020	0.0	0.0	20.9	79.1	
	7:50	5/5/2020	0.0	0.0	20.9	79.1	
	13:20	5/14/2020	0.0	0.0	20.9	79.1	
	10:23	6/1/2020	0.0	0.0	20.9	79.1	
	13:20	6/10/2020	0.0	0.0	20.9	79.1	
13:36	6/25/2020	0.0	0.0	20.9	79.1		
LC-1	13:42	4/1/2020	9.5	28.8	0.2	61.5	
	14:27	4/17/2020	8.5	28.6	0.3	62.6	
	10:07	4/28/2020	7.8	21.2	0.0	71.0	System shutdown after testing and extraction header replaced.
	4/29/2020						System restarted, see Footnote 1
	11:36	5/1/2020	3.7	25.8	1.0	69.5	
	8:13	5/5/2020	2.7	18.4	1.9	77.1	
	13:45	5/14/2020	3.2	16.8	2.6	77.4	
	10:39	6/1/2020	2.7	15.6	4.6	77.2	
	13:37	6/10/2020	3.1	15.0	4.0	77.9	
13:45	6/25/2020	2.1	15.0	5.3	77.6		
LC-2	13:49	4/1/2020	35.5	36.6	0.8	27.1	
	14:34	4/17/2020	37.5	35.4	1.7	25.4	
	10:15	4/28/2020	34.6	24.1	2.2	39.1	System shutdown after testing and extraction header replaced.
	4/29/2020						System restarted, see Footnote 1
	11:45	5/1/2020	39.5	35.0	2.0	23.5	
	8:22	5/5/2020	32.0	24.4	1.9	41.7	
	13:55	5/14/2020	27.0	23.6	2.0	47.4	
	10:50	6/1/2020	23.0	23.6	1.3	52.1	
	13:45	6/10/2020	23.0	23.0	1.0	53.0	
14:04	6/25/2020	21.5	23.0	1.7	53.8		
LC-3	13:47	4/1/2020	18.0	23.2	5.7	53.1	
	14:31	4/17/2020	22.5	28.2	3.9	45.4	
	10:02	4/28/2020	24.8	23.8	1.3	50.1	System shutdown after testing and extraction header replaced.
	4/29/2020						System restarted, see Footnote 1
	11:42	5/1/2020	19.5	30.4	1.9	48.2	
	8:20	5/5/2020	13.0	20.2	2.2	64.6	
	13:52	5/14/2020	10.5	19.0	2.6	67.9	
	10:47	6/1/2020	8.5	18.2	2.3	71.0	
	13:43	6/10/2020	9.5	17.6	2.2	70.7	
14:00	6/25/2020	8.5	18.0	2.8	70.7		
GV-4	13:40	4/1/2020	3.0	12.2	9.4	75.5	Ph
	13:39	4/1/2020	2.9	12.2	9.5	75.5	Pw
	14:20	4/17/2020	4.6	14.0	8.4	73.0	Ph
	14:19	4/17/2020	4.6	14.0	8.4	73.0	Pw
	10:09	4/28/2020	3.3	10.9	9.1	76.7	System shutdown after testing and extraction header replaced.
	4/29/2020						System restarted, see Footnote 1
	11:25	5/1/2020	1.5	8.0	14.2	76.4	
	8:08	5/5/2020	0.9	5.4	15.1	78.6	
	13:40	5/14/2020	0.8	4.8	15.0	79.5	
	10:37	6/1/2020	0.8	6.4	13.1	79.7	
	13:34	6/10/2020	0.7	6.0	13.0	80.4	
13:49	6/25/2020	0.7	6.6	13.1	79.7		

Table 7: Landfill Gas Field Parameter Monitoring Results
FF/NN Landfill
Ripon, Wisconsin,
Second Quarter 2020

Monitoring Point	Time	Date	CH ₄ (%)	CO ₂ (%)	O ₂ (%)	N (%)	Comments
GV-6	13:44	4/1/2020	10.5	19.0	6.3	64.2	
	14:29	4/17/2020	14.0	21.8	5.4	58.8	
	10:13	4/28/2020	12.6	15.6	6.2	65.6	System shutdown after testing and extraction header replaced.
	4/29/2020						System restarted, see Footnote 1
	11:38	5/1/2020	8.5	18.8	6.6	66.1	
	8:14	5/5/2020	6.0	13.0	7.6	73.4	
	13:47	5/14/2020	5.0	12.0	7.5	75.5	
	10:43	6/1/2020	3.6	9.0	10.6	76.9	
	13:39	6/10/2020	3.1	8.4	10.7	77.9	
13:58	6/25/2020	3.0	9.0	10.8	77.2		
GP-1	13:34	4/1/2020	0.0	0.0	20.9	79.1	
	14:37	4/1/2020	0.0	0.0	20.9	79.1	
	14:13	4/17/2020	0.0	0.0	20.9	79.1	
	15:13	4/17/2020	0.0	0.0	20.9	79.1	
	9:12	4/28/2020	0.0	3.3	13.1	83.6	System shutdown after testing and extraction header replaced.
	4/29/2020						System restarted, see Footnote 1
	11:15	5/1/2020	0.0	0.8	19.2	80.0	
	12:17	5/1/2020	0.0	0.8	18.8	80.4	
	7:53	5/5/2020	0.0	3.2	13.4	83.4	
	8:57	5/5/2020	0.0	3.4	13.3	83.3	
	13:22	5/14/2020	0.0	4.4	11.0	84.6	
	14:26	5/14/2020	0.0	4.8	10.3	84.9	
	10:24	6/1/2020	0.0	0.2	20.9	78.9	
	11:27	6/1/2020	0.0	0.4	20.9	78.7	
	13:21	6/10/2020	0.0	7.4	4.7	87.9	
	14:23	6/10/2020	0.0	7.2	4.9	87.9	
	13:38	6/25/2020	0.0	8.4	5.5	86.1	
14:40	6/25/2020	0.0	8.2	5.2	86.6		
GP-2	14:41	4/1/2020	0.0	3.8	16.6	79.6	
	14:24	4/17/2020	0.0	6.6	14.0	79.4	
	8:26	4/28/2020	0.0	0.1	20.7	79.2	System shutdown after testing and extraction header replaced.
	4/29/2020						System restarted, see Footnote 1
	11:28	5/1/2020	0.0	1.4	19.5	79.1	
	8:05	5/5/2020	0.0	0.0	20.9	79.1	
	13:33	5/14/2020	0.0	0.0	20.9	79.1	
	10:32	6/1/2020	0.0	1.8	18.2	80.0	
	13:29	6/10/2020	0.0	0.4	20.6	79.0	
13:45	6/25/2020	0.0	1.2	18.8	80.0		
GP-3	8:41	4/28/2020	0.0	0.1	20.5	79.4	
GP-4	8:57	4/28/2020	0.0	1.5	19.2	79.3	
GP-5	9:15	4/28/2020	0.0	2.4	17.0	80.6	
GP-6	8:50	4/28/2020	0.0	1.5	18.7	79.8	
GP-7	8:47	4/28/2020	0.0	0.1	20.6	79.3	
GP-10	8:30	4/28/2020	0.0	2.7	18.8	78.5	
GP-11	8:19	4/28/2020	0.0	2.2	18.6	79.2	
GP-12	9:19	4/28/2020	0.0	2.1	18.0	79.9	

**Table 7: Landfill Gas Field Parameter Monitoring Results
FF/NN Landfill
Ripon, Wisconsin,
Second Quarter 2020**

Monitoring Point	Time	Date	CH ₄ (%)	CO ₂ (%)	O ₂ (%)	N (%)	Comments
Exhaust	13:35	4/1/2020	1.8	3.8	17.4	78.7	
	14:15	4/17/2020	2.5	4.2	17.0	78.7	
	10:18	4/28/2020	1.5	3.0	17.7	79.2	System shutdown after testing and extraction header replaced.
	4/29/2020						System restarted, see Footnote 1
	11:17	5/1/2020	5.5	13.0	10.7	70.8	
	7:56	5/5/2020	4.0	8.6	11.8	75.6	
	13:24	5/14/2020	3.4	8.2	11.7	76.7	
	10:26	6/1/2020	2.7	7.8	11.9	77.7	
	13:23	6/10/2020	2.5	7.6	11.8	78.1	
	13:39	6/25/2020	2.5	8.2	11.9	77.5	

Notes:

-- = Data not recorded

LEL = Lower Explosive Limit

CH₄ = Methane

CO₂ = Carbon Dioxide

O₂ = Oxygen

N = Nitrogen

% = Percent

Ph = gas reading collected from the extraction header

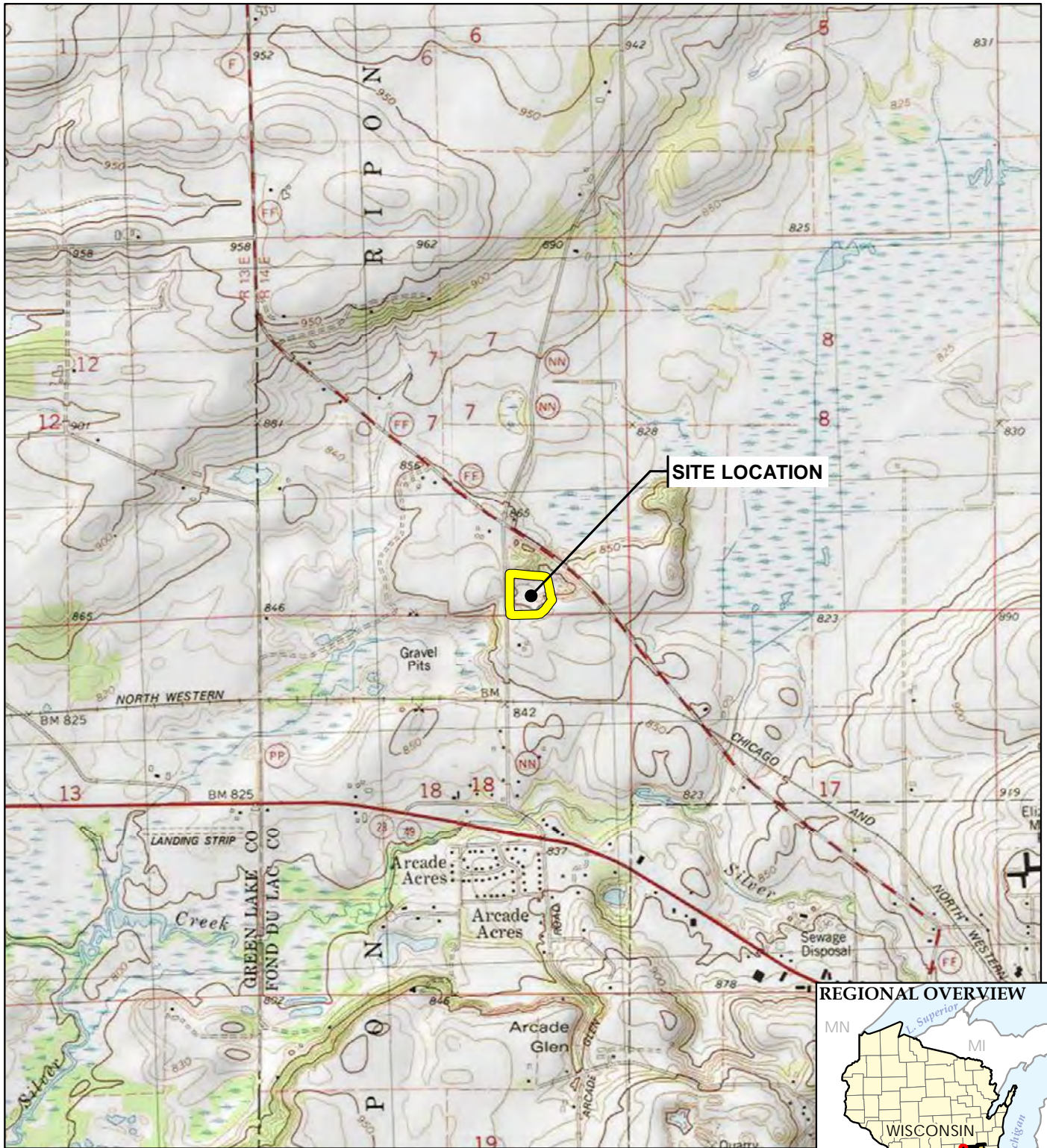
Pw = gas reading collected from the extraction well

Updated By A. Stehn 10/29/2020

Checked by A. Sobbe 10/30/2020

Footnotes:

⁽¹⁾ The GES was restarted on April 29, 2020, following system repairs and modifications, restart data is include in Appendix A of the 2020 Second Quarter Report



BASE MAP FROM USGS 7.5 MINUTE TOPOGRAPHIC QUADRANGLE SERIES.



150 North Patrick Blvd.
Suite 180
Brookfield, WI 53045
Phone: 262.879.1212

TRC - GIS

PROJECT: **FF/NN LANDFILL NPL SITE
RIPON, WI
SECOND QUARTER 2020 REPORTING**

TITLE: **SITE LOCATION MAP**

DRAWN BY:	A. ADAIR
CHECKED BY:	A. SOBBE
APPROVED BY:	A. STEHN
DATE:	JANUARY 2021
PROJ. NO.:	327275
FILE:	2020_378957_Q2_Figure_1.mxd

FIGURE 1

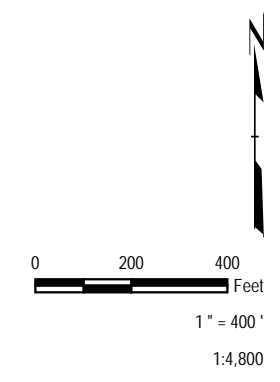
TRC - GIS
 Coordinate System: NAD 1983 StatePlane Wisconsin South FIPS 4803 Feet (Foot US)
 Map Rotation: 0
 Plot Date: 1/27/2021 12:36:37 PM by ADAIR -- LAYOUT: ANS1B(11"x17")
 Path: S:\1-PROJECTS\Ripon\2020_APRIL_MIXDS\2020_378957_02_Figure_2.mxd



- LEGEND**
- ▲ GAS PROBE
 - ⊗ GAS PROBE (LOST)
 - ▲ GAS VENT
 - ⊕ LEACHATE HEAD WELL
 - ⊕ MONTIORING WELL, PIEZOMETER LOCATION
 - PRIVATE WELL USED FOR POTABLE PURPOSES
 - PRIVATE WELL NOT USED FOR POTABLE PURPOSES
 - RIPON FF/NN LANDFILL

NOTES

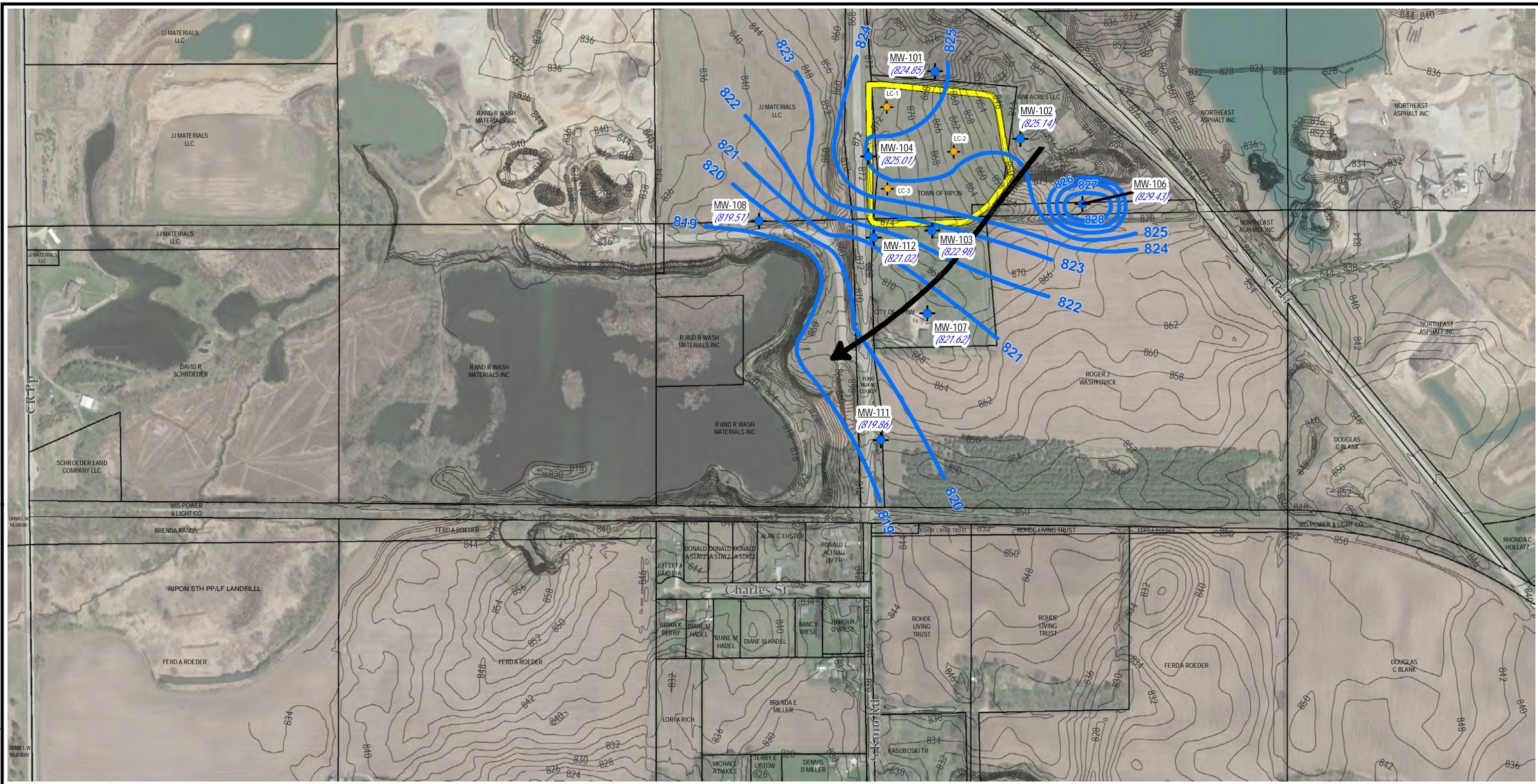
1. BASE MAP IMAGERY FROM GOOGLE EARTH PRO., (4/21/2017).










PROJECT:		FF/NN LANDFILL NPL SITE RIPON, WI SECOND QUARTER 2020 REPORTING	
TITLE:		SITE LAYOUT MAP	
DRAWN BY:	A. ADAIR	PROJ. NO.:	327275
CHECKED BY:	A. SOBBE	FIGURE 2	
APPROVED BY:	A. STEHN		
DATE:	JANUARY 2021		
FILE NO.:		2020_378957_02_Figure_2.mxd	

150 North Patrick Blvd., Suite 180
 Brookfield, WI 53045
 Phone: 262.879.1212
 www.trcsolutions.com

Plot Date: 1/27/2021, 12:35:15 PM by ADAIR -- LAYOUT: ANS1B(11"17")
 Path: S:\PROJECTS\Ripon\2020_APRIL_MXD\2020_APRIL_MXD\2020_378957_02_Figure_3_GW.mxd
 Coordinate System: NAD 1983 StatePlane Wisconsin South FIPS 4803 Feet (Foot US)
 Map Rotation: 0
 TRC - GIS

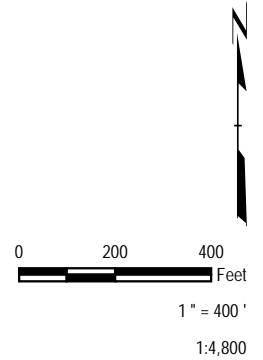



LEGEND

-  MW-112 (821.71) MONITORING WELL, PIEZOMETER LOCATION WITH GROUNDWATER ELEVATION
-  LEACHATE HEAD WELL
-  GROUNDWATER FLOW DIRECTION
-  GROUNDWATER ELEVATION CONTOUR
-  TOPOGRAPHIC CONTOUR (CONTOUR INTERVAL 2')
-  TAX PARCEL
-  RIPON FF/NN LANDFILL SITE

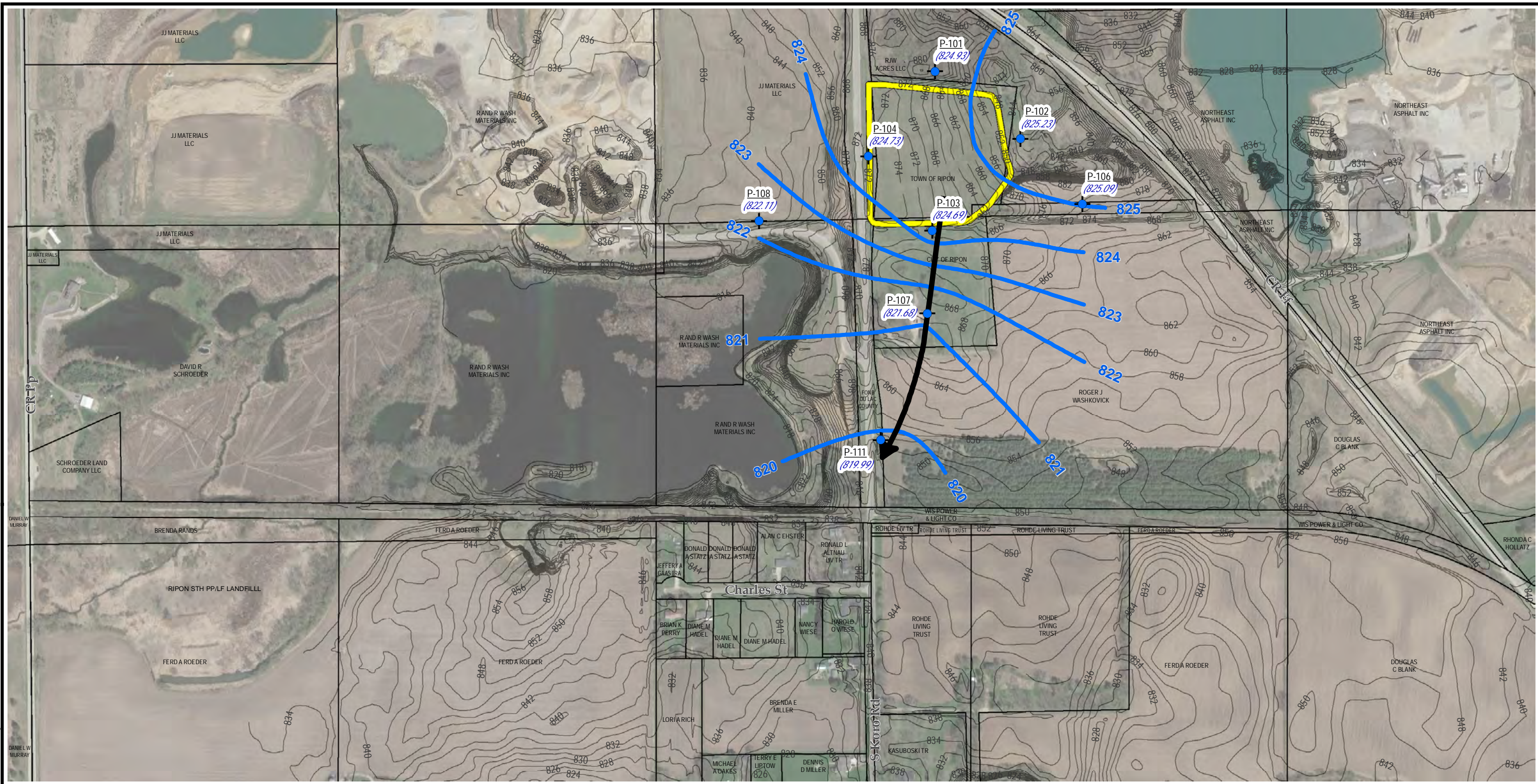
NOTES

1. BASE MAP IMAGERY FROM GOOGLE EARTH PRO., (4/21/2017).



PROJECT:	
FF/NN LANDFILL NPL SITE RIPON, WI SECOND QUARTER 2020 REPORTING	
TITLE:	
GROUNDWATER ELEVATION MAP QUARTER 2 LAYER 1 WELLS APRIL 27, 2020	
DRAWN BY: A. ADAIR	PROJ. NO.: 327275
CHECKED BY: A. SOBBE	FIGURE 3
APPROVED BY: A. STEHN	
DATE: JANUARY 2021	
	
150 North Patrick Blvd., Suite 180 Brookfield, WI 53045 Phone: 262.879.1212 www.trcsolutions.com	
FILE NO.: 2020_378957_02_Figure_3_GW.mxd	

TRC - GIS
 Coordinate System: NAD 1983 StatePlane Wisconsin South FIPS 4803 Feet (Foot US)
 Map Rotation: 0
 Plot Date: 1/27/2021 12:32:37 PM by ADAIR -- LAYOUT: ANS1B(11"x17")
 Path: S:\PROJECTS\Ripon\2020_APRIL_MXD\2020_378957_02_Figure_4_GW.mxd

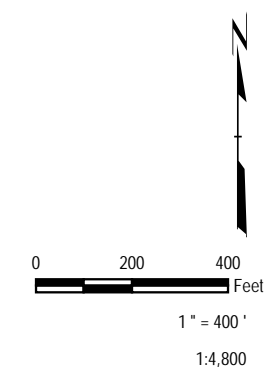


LEGEND

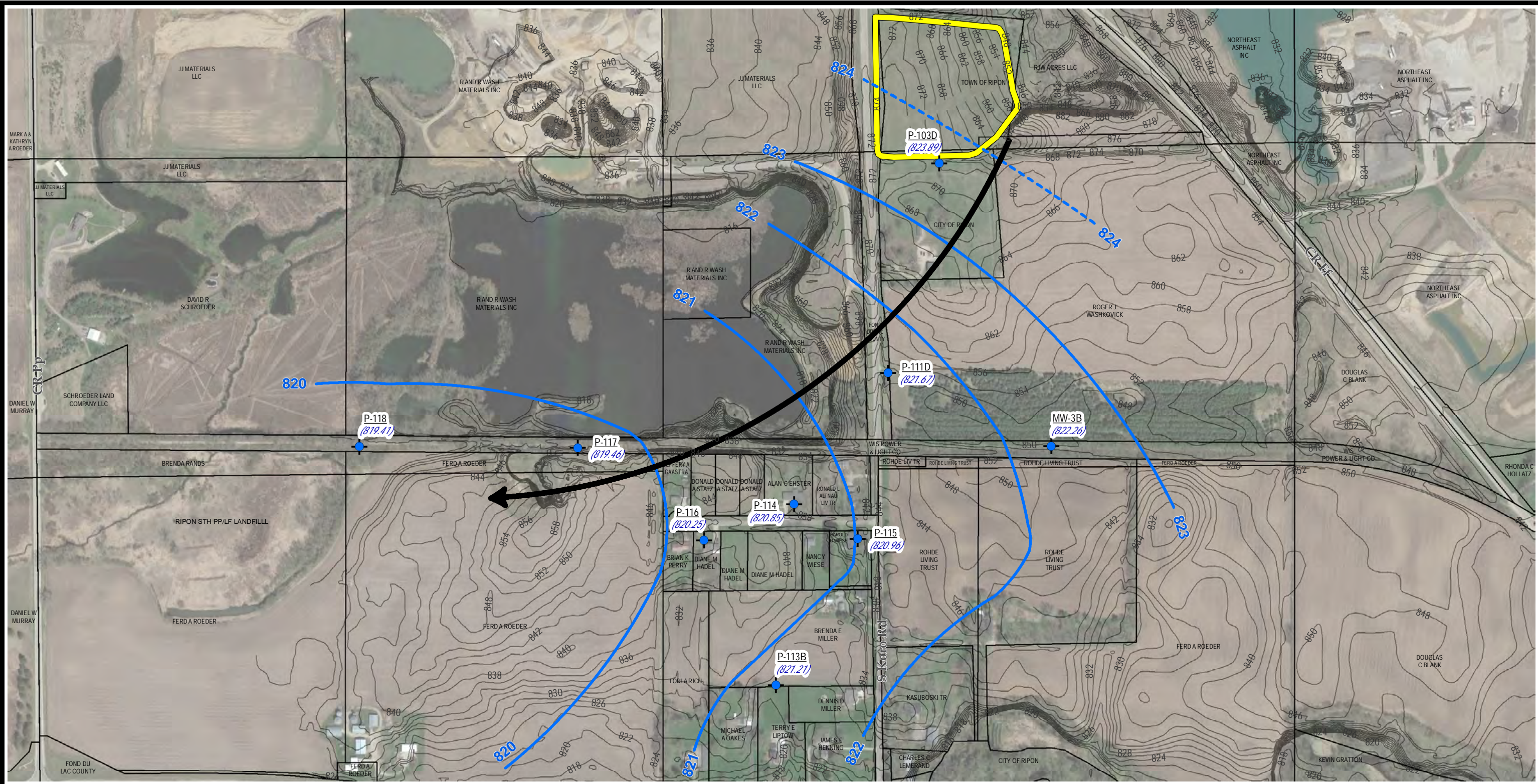
- MW-112 (821.71) MONITORING WELL, PIEZOMETER LOCATION WITH GROUNDWATER ELEVATION
- LEACHATE HEAD WELL
- GROUNDWATER FLOW DIRECTION
- GROUNDWATER ELEVATION CONTOUR
- TOPOGRAPHIC CONTOUR (CONTOUR INTERVAL 2')
- TAX PARCEL
- RIPON FF/NN LANDFILL SITE

NOTES

1. BASE MAP IMAGERY FROM GOOGLE EARTH PRO., (4/21/2017).



PROJECT:		FF/NN LANDFILL NPL SITE RIPON, WI SECOND QUARTER 2020 REPORTING	
TITLE:		GROUNDWATER ELEVATION MAP QUARTER 2 LAYER 2 WELLS APRIL 27, 2020	
DRAWN BY:	A. ADAIR	PROJ. NO.:	327275
CHECKED BY:	A. SOBBE	FIGURE 4	
APPROVED BY:	A. STEHN		
DATE:	JANUARY 2021		
		150 North Patrick Blvd., Suite 180 Brookfield, WI 53045 Phone: 262.879.1212 www.trcsolutions.com	
FILE NO.:		2020_378957_02_Figure_4_GW.mxd	

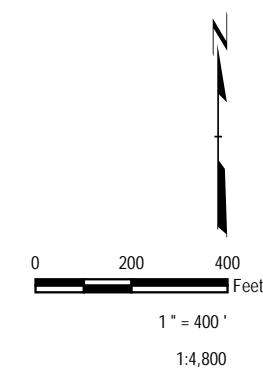


LEGEND

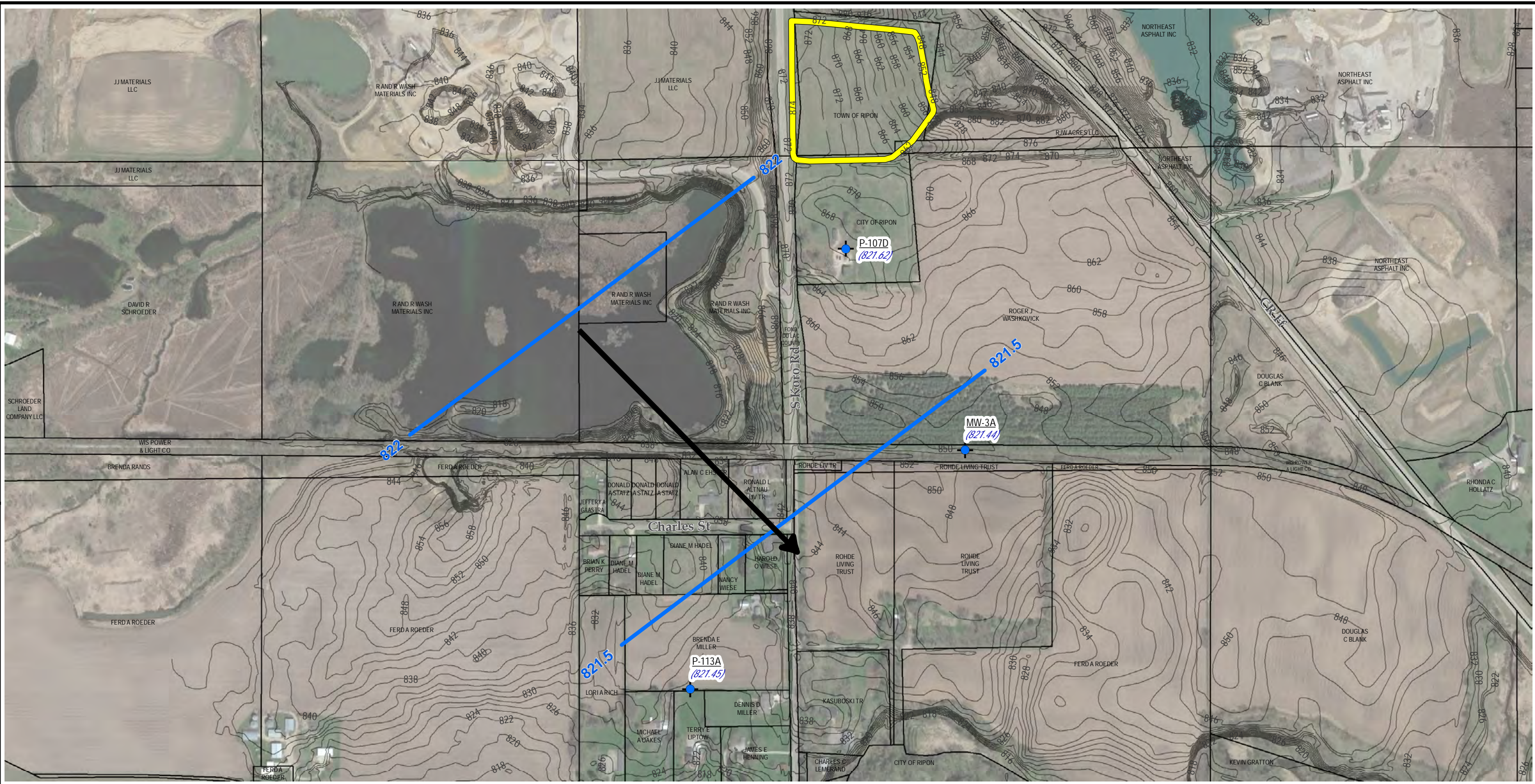
- MW-112 (821.71) MONITORING WELL, PIEZOMETER LOCATION WITH GROUNDWATER ELEVATION
- GROUNDWATER FLOW DIRECTION
- GROUNDWATER ELEVATION CONTOUR (DASHED WHERE INFERRED)
- TOPOGRAPHIC CONTOUR (CONTOUR INTERVAL 2')
- TAX PARCEL
- RIPON FF/NN LANDFILL

NOTES







1. BASE MAP IMAGERY FROM GOOGLE EARTH PRO., (4/21/2017).



PROJECT:		FF/NN LANDFILL NPL SITE RIPON, WI SECOND QUARTER 2020 REPORTING	
TITLE:		GROUNDWATER ELEVATION MAP QUARTER 2 LAYER 3 WELLS APRIL 27, 2020	
DRAWN BY:	A. ADAIR	PROJ. NO.:	327275
CHECKED BY:	A. SOBBE	FIGURE 5	
APPROVED BY:	A. STEHN		
DATE:	JANUARY 2021		
		150 North Patrick Blvd., Suite 180 Brookfield, WI 53045 Phone: 262.879.1212 www.trcsolutions.com	
FILE NO.:		2020_378957_02_Figure_5.mxd	

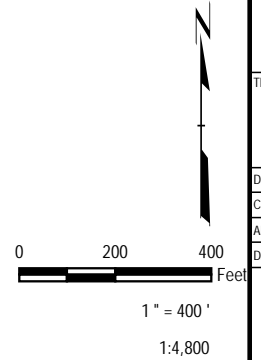



LEGEND

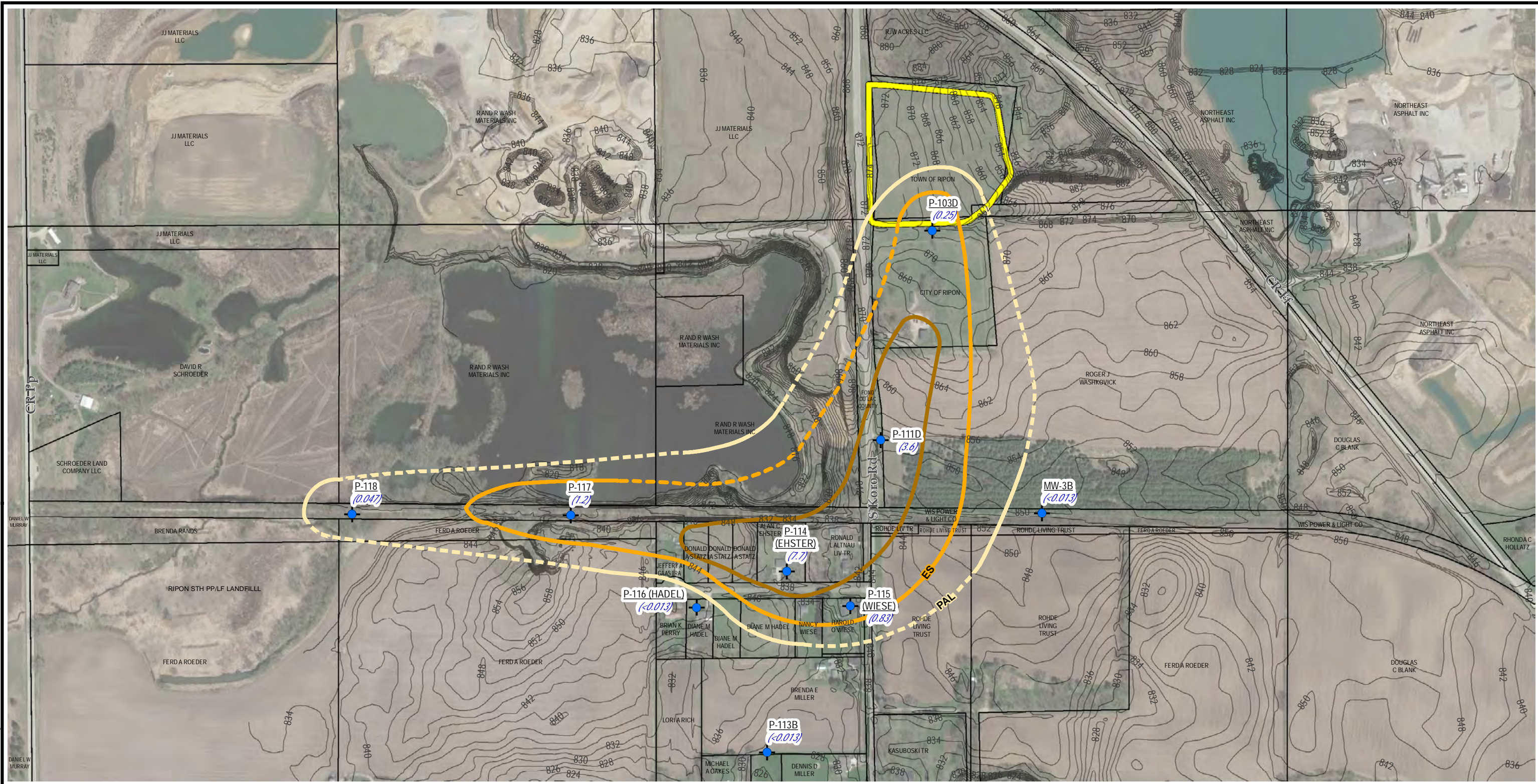
-  **MW-112 (821.71)** MONITORING WELL, PIEZOMETER LOCATION WITH GROUNDWATER ELEVATION
-  PRESUMED GROUNDWATER FLOW DIRECTION
-  GROUNDWATER ELEVATION CONTOUR
-  TOPOGRAPHIC CONTOUR (CONTOUR INTERVAL 2')
-  TAX PARCEL
-  RIPON FF/NN LANDFILL SITE

NOTES

1. BASE MAP IMAGERY FROM GOOGLE EARTH PRO., (4/21/2017).



PROJECT:		FF/NN LANDFILL NPL SITE RIPON, WI SECOND QUARTER 2020 REPORTING	
TITLE:		GROUNDWATER ELEVATION MAP QUARTER 2 LAYER 4 WELLS APRIL 27, 2020	
DRAWN BY:	A. ADAIR	PROJ. NO.:	327275
CHECKED BY:	A. SOBBE	FIGURE 6	
APPROVED BY:	A. STEHN		
DATE:	JANUARY 2021		
		150 North Patrick Blvd., Suite 180 Brookfield, WI 53045 Phone: 262.879.1212 www.trcsolutions.com	
FILE NO.:		2020_378957_02_Figure_6.mxd	

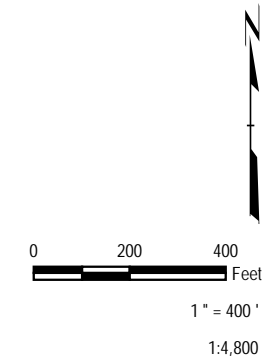


LEGEND

- P-117 (1.2) MONITORING WELL, PIEZOMETER LOCATION WITH VINYL CHLORIDE LEVEL
- PREVENTATIVE ACTION LEVEL VINYL CHLORIDE ISOCONTOUR 0.02 UG/L (DASHED WHERE INFERRED)
- ENFORCEMENT STANDARD VINYL CHLORIDE ISOCONTOUR 0.2 UG/L (DASHED WHERE INFERRED)
- VINYL CHLORIDE ISOCONTOUR 2.0 UG/L (DASHED WHERE INFERRED)
- TOPOGRAPHIC CONTOUR (CONTOUR INTERVAL 2')
- TAX PARCEL
- RIPON FF/NN LANDFILL SITE

NOTES


1. BASE MAP IMAGERY FROM GOOGLE EARTH PRO., (4/21/2017).



PROJECT:		FF/NN LANDFILL NPL SITE RIPON, WI SECOND QUARTER 2020 REPORTING	
TITLE:		VINYL CHLORIDE ISOCONCENTRATION MAP QUARTER 2 LAYER 3 WELLS APRIL 27 & 28, 2020	
DRAWN BY:	A. ADAIR	PROJ. NO.:	327275
CHECKED BY:	A. SOBBE	FIGURE 7	
APPROVED BY:	A. STEHN		
DATE:	JANUARY 2021		
		150 North Patrick Blvd., Suite 180 Brookfield, WI 53045 Phone: 262.879.1212 www.trcsolutions.com	
FILE NO.:		2020_378957_02_Figure_7.mxd	

Appendix A: Site Inspection Reports

Quarterly Monitoring Field Notes



PROJECT NAME:	FF/NN Ripon Landfill
PROJECT NUMBER:	378957.0000.0000 Phase 1 Task 2
PROJECT MANAGER:	Marita Stollenwerk
SITE LOCATION:	
DATES OF FIELDWORK:	4/27/2020 TO 4/28/2020
	Second Quarter Groundwater Sampling
PURPOSE OF FIELDWORK:	Depth to water measurements are on follow.
	Aaron Sobbe & John Roelke
WORK PERFORMED BY:	

SIGNED DATE

CHECKED BY DATE



WATER QUALITY METER CALIBRATION LOG

PROJECT NAME: FF/MN Ripon LF	MODEL: In-Situ Spectra	SAMPLER: AAS JAR
PROJECT NO.:	SERIAL #: 477489	DATE: 4/27/20

PH CALIBRATION CHECK

pH 7 (LOT #): 96H321 (EXP. DATE): 8/21	pH 4/10 (LOT #): 96L1072 (EXP. DATE): 9/20	CAL RANGE	TIME
POST-CAL. READING / STANDARD	POST-CAL. READING / STANDARD		
/	5.69 / 4	<input type="checkbox"/> WITHIN RANGE	1506
6.41 / 7	/	<input type="checkbox"/> WITHIN RANGE	1510
7.04 / 7	4.62 / 4	<input checked="" type="checkbox"/> WITHIN RANGE	715 4.28
/	/	<input type="checkbox"/> WITHIN RANGE	

SPECIFIC CONDUCTIVITY CALIBRATION CHECK

CAL. READING (LOT #): (EXP. DATE):	TEMPERATURE (°CELSIUS)	CAL RANGE	TIME
POST-CAL. READING / STANDARD			
3,557 / 4,490 $\frac{mS}{cm}$	15.87	<input type="checkbox"/> WITHIN RANGE	1703
4,389 / 4,490 $\frac{mS}{cm}$	15.8	<input checked="" type="checkbox"/> WITHIN RANGE	712 4.28
/		<input type="checkbox"/> WITHIN RANGE	
/		<input type="checkbox"/> WITHIN RANGE	

ORP CALIBRATION CHECK

CAL. READING (LOT #): 19K100403 (EXP. DATE): 10/24/20	TEMPERATURE 16.11 (°CELSIUS)	CAL RANGE	TIME
POST-CAL. READING / STANDARD			
210.6 / 238	16.11	<input type="checkbox"/> WITHIN RANGE	1712
210.4 / 238	18.3	<input checked="" type="checkbox"/> WITHIN RANGE	709 4.28
/		<input type="checkbox"/> WITHIN RANGE	
/		<input type="checkbox"/> WITHIN RANGE	

D.O. CALIBRATION CHECK

CALIBRATION READING (mg/L)	CAL RANGE	TIME
9.58	<input type="checkbox"/> WITHIN RANGE	1710
8.66	<input type="checkbox"/> WITHIN RANGE	728
	<input type="checkbox"/> WITHIN RANGE	
	<input type="checkbox"/> WITHIN RANGE	

TURBIDITY CALIBRATION CHECK

CALIBRATION READING (NTU)		CAL RANGE	TIME
(LOT #): (EXP. DATE):	(LOT #): (EXP. DATE):		
POST-CAL. READING / STANDARD	POST-CAL. READING / STANDARD		
/	/	<input type="checkbox"/> WITHIN RANGE	
/	/	<input type="checkbox"/> WITHIN RANGE	
/	/	<input type="checkbox"/> WITHIN RANGE	
/	/	<input type="checkbox"/> WITHIN RANGE	

COMMENTS

<input type="checkbox"/> AUTOCAL SOLUTION	<input type="checkbox"/> STANDARD SOLUTION (S)
(LOT #): (EXP. DATE):	LIST LOT NUMBERS AND EXPIRATION DATES UNDER CALIBRATION CHECK
CALIBRATED PARAMETERS	CALIBRATION RANGES ⁽¹⁾
<input type="checkbox"/> pH	pH: +/- 0.2 S.U.
<input type="checkbox"/> COND	COND: +/- 1% OF CAL. STANDARD
<input type="checkbox"/> ORP	ORP: +/- 25 mV
<input type="checkbox"/> D.O.	D.O.: VARIES
<input type="checkbox"/> TURB	TURB: +/- 5% OF CAL. STANDARD
<input type="checkbox"/> _____	⁽¹⁾ CALIBRATION RANGES ARE SPECIFIC TO THE MODEL OF THE WATER QUALITY METER
<input type="checkbox"/> _____	

NOTES

PROBLEMS ENCOUNTERED

CORRECTIVE ACTIONS

SIGNED _____

DATE _____

CHECKED BY _____

DATE _____



WATER SAMPLE LOG

PROJECT NAME: Ripon FF/NN Landfill	PREPARED	CHECKED
PROJECT NUMBER: 378957 Phase 1 Task 2	BY: AAS/JAR	DATE: 4/28/20

SAMPLE ID: MW-103	WELL DIAMETER: <input checked="" type="checkbox"/> 2" <input type="checkbox"/> 4" <input type="checkbox"/> 6" <input type="checkbox"/> OTHER
WELL MATERIAL: <input checked="" type="checkbox"/> PVC <input type="checkbox"/> SS <input type="checkbox"/> IRON <input type="checkbox"/> GALVANIZED STEEL <input type="checkbox"/> OTHER	
SAMPLE TYPE: <input checked="" type="checkbox"/> GW <input type="checkbox"/> WW <input checked="" type="checkbox"/> SW <input type="checkbox"/> DI <input type="checkbox"/> LEACHATE <input type="checkbox"/> OTHER	

updated by A. Stehn 1/5/21

PURGING	TIME: 9:15	DATE: 4/28/20	SAMPLE	TIME: 9:35	DATE: 4/28/20	
PURGE METHOD: <input checked="" type="checkbox"/> PUMP <input checked="" type="checkbox"/> BAILER	BLADDER PUMP (QED)		PH: 6.71	SU	CONDUCTIVITY: 870.0	umhos/cm
DEPTH TO WATER: 49.37	T/ PVC		DO: 11.39	mg/l	Eh: 41.9	MV
DEPTH TO BOTTOM: 57.69	T/ PVC		TURBIDITY: _____	NTU		
WELL VOLUME: --	<input type="checkbox"/> LITERS <input type="checkbox"/> GALLONS		TEMPERATURE: 12.08	°C	OTHER: _____	
VOLUME REMOVED: 2.5	<input type="checkbox"/> LITERS <input checked="" type="checkbox"/> GALLONS		COLOR: 11.6mg		ODOR: none	
COLOR: clear	ODOR: none		FILTRATE (0.45 um) <input checked="" type="checkbox"/> YES <input type="checkbox"/> NO			
TURBIDITY			FILTRATE COLOR: clear		FILTRATE ODOR: none	
<input type="checkbox"/> NONE <input checked="" type="checkbox"/> SLIGHT <input checked="" type="checkbox"/> MODERATE <input type="checkbox"/> VERY			QC SAMPLE: <input type="checkbox"/> MS/MSD <input type="checkbox"/> DUP-			
DISPOSAL METHOD <input type="checkbox"/> GROUND <input type="checkbox"/> DRUM <input checked="" type="checkbox"/> OTHER			COMMENTS:			

sample

TIME	PURGE RATE (ML/MIN)	TEMPERATURE (°C)	CONDUCTIVITY (umhos/cm)	D.O. (mg/L)	pH (SU)	ORP (mV)	TURBIDITY (NTU)	WATER LEVEL (FEET)	CUMULATIVE PURGE VOLUME (GAL OR L)
9:35		12.08	870.0	11.39	6.71	41.9	mod	-	INITIAL

BOTTLES FILLED		PRESERVATIVE CODES												
		A - NONE		B - HNO3		C - H2SO4		D - NaOH		E - HCL		F - _____		
NUMBER	SIZE	TYPE	PRESERVATIVE	FILTERED	NUMBER	SIZE	TYPE	PRESERVATIVE	FILTERED	NUMBER	SIZE	TYPE	PRESERVATIVE	FILTERED
1	125 mL	PLASTIC	C	<input type="checkbox"/> Y <input checked="" type="checkbox"/> N										<input type="checkbox"/> Y <input type="checkbox"/> N
1	125 mL	PLASTIC	A	<input type="checkbox"/> Y <input checked="" type="checkbox"/> N										<input type="checkbox"/> Y <input type="checkbox"/> N
1	250 mL	PLASTIC	B	<input checked="" type="checkbox"/> Y <input type="checkbox"/> N										<input type="checkbox"/> Y <input type="checkbox"/> N
3	40 mL	VOA	E	<input type="checkbox"/> Y <input checked="" type="checkbox"/> N										<input type="checkbox"/> Y <input type="checkbox"/> N
				<input type="checkbox"/> Y <input type="checkbox"/> N										<input type="checkbox"/> Y <input type="checkbox"/> N

SHIPPING METHOD: _____	DATE SHIPPED: _____
SIGNATURE: _____	DATE SIGNED: _____



WATER SAMPLE LOG

PROJECT NAME: Ripon FF/NN Landfill	PREPARED	CHECKED
PROJECT NUMBER: 378957 Phase 1 Task 2	BY: <u>KAS/JAR</u> DATE: <u>4/27/20</u>	BY: _____ DATE: _____

SAMPLE ID: P-103	WELL DIAMETER: <input checked="" type="checkbox"/> 2" <input type="checkbox"/> 4" <input type="checkbox"/> 6" <input type="checkbox"/> OTHER
WELL MATERIAL: <input checked="" type="checkbox"/> PVC <input type="checkbox"/> SS <input type="checkbox"/> IRON <input type="checkbox"/> GALVANIZED STEEL <input type="checkbox"/> OTHER	
SAMPLE TYPE: <input checked="" type="checkbox"/> GW <input type="checkbox"/> WW <input type="checkbox"/> SW <input type="checkbox"/> DI <input type="checkbox"/> LEACHATE <input type="checkbox"/> OTHER	

PURGING	TIME: <u>1107</u>	DATE: <u>4/27/20</u>	SAMPLE	TIME: <u>1142</u>	DATE: <u>4/27/20</u>
PURGE METHOD: <input checked="" type="checkbox"/> PUMP <input type="checkbox"/> BLADDER PUMP (QED) <input type="checkbox"/> BAILER	PH: <u>7.18</u> SU		CONDUCTIVITY: <u>758.4</u> umhos/cm		
DEPTH TO WATER: <u>48.12</u> T/ PVC	DO: <u>1.01</u> mg/l		Eh: <u>-10.7</u> MV		
DEPTH TO BOTTOM: <u>93.02</u> T/ PVC	TURBIDITY: _____ NTU				
WELL VOLUME: _____ <input type="checkbox"/> LITERS <input type="checkbox"/> GALLONS	<input type="checkbox"/> NONE <input checked="" type="checkbox"/> SLIGHT <input type="checkbox"/> MODERATE <input type="checkbox"/> VERY				
VOLUME REMOVED: _____ <input type="checkbox"/> LITERS <input checked="" type="checkbox"/> GALLONS	TEMPERATURE: <u>9.43</u> °C		OTHER: _____		
COLOR: <u>Clear</u>	ODOR: <u>none</u>		COLOR: <u>Clear</u> ODOR: <u>none</u>		
TURBIDITY: <input type="checkbox"/> NONE <input checked="" type="checkbox"/> SLIGHT <input type="checkbox"/> MODERATE <input type="checkbox"/> VERY	FILTRATE (0.45 um) <input checked="" type="checkbox"/> YES <input type="checkbox"/> NO		FILTRATE COLOR: <u>Clear</u> FILTRATE ODOR: <u>none</u>		
DISPOSAL METHOD <input type="checkbox"/> GROUND <input type="checkbox"/> DRUM <input checked="" type="checkbox"/> OTHER	QC SAMPLE: <input type="checkbox"/> MS/MSD <input type="checkbox"/> DUP-				
COMMENTS: _____					

TIME	PURGE RATE (ML/MIN)	TEMPERATURE (°C)	CONDUCTIVITY (umhos/cm)	D.O. (mg/L)	pH (SU)	ORP (mV)	TURBIDITY (NTU)	WATER LEVEL (FEET)	CUMULATIVE PURGE VOLUME (GAL OR L)
1107	200	9.87	761.2	6.27	7.22	-3.1	Slight	48.17	INITIAL
1112	200	9.73 9.94	759.3	3.25	7.23	-2.2	Slight	48.20	1L
1117	200	9.89	758.6	2.24	7.22	-3.3	Slight	48.21	2L
1122	200	9.80	759.2	1.78	7.21	-4.8	Slight	48.21	3L
1127	200	9.73	757.9	1.48	7.20	-6.1	Slight	48.22	4L
1132	200	9.57	757.6	1.28	7.19	-7.7	Slight	48.22	5L
1137	200	9.51	756.3	1.12	7.19	-9.2	Slight	48.22	6L
1142	200	9.43	758.4	1.01	7.18	-10.7	Slight	48.23	7L
Proceed to Sample									

BOTTLES FILLED		PRESERVATIVE CODES A - NONE B - HNO3 C - H2SO4 D - NaOH E - HCL F - _____								
NUMBER	SIZE	TYPE	PRESERVATIVE	FILTERED	NUMBER	SIZE	TYPE	PRESERVATIVE	FILTERED	
1	125 mL	PLASTIC	C	<input type="checkbox"/> Y <input checked="" type="checkbox"/> N					<input type="checkbox"/> Y <input type="checkbox"/> N	
1	125 mL	PLASTIC	A	<input type="checkbox"/> Y <input checked="" type="checkbox"/> N					<input type="checkbox"/> Y <input type="checkbox"/> N	
1	250 mL	PLASTIC	B	<input checked="" type="checkbox"/> Y <input type="checkbox"/> N					<input type="checkbox"/> Y <input type="checkbox"/> N	
3	40 mL	VOA	E	<input type="checkbox"/> Y <input checked="" type="checkbox"/> N					<input type="checkbox"/> Y <input type="checkbox"/> N	
				<input type="checkbox"/> Y <input type="checkbox"/> N					<input type="checkbox"/> Y <input type="checkbox"/> N	

SHIPPING METHOD: _____	DATE SHIPPED: _____
SIGNATURE: _____	DATE SIGNED: _____



WATER SAMPLE LOG

PROJECT NAME: Ripon FF/NN Landfill	PREPARED	CHECKED
PROJECT NUMBER: 378957 Phase 1 Task 2	BY: <u>AAS/JAR</u> DATE: <u>4/27/20</u>	BY: _____ DATE: _____

SAMPLE ID: P-103D	WELL DIAMETER: <input checked="" type="checkbox"/> 2" <input type="checkbox"/> 4" <input type="checkbox"/> 6" <input type="checkbox"/> OTHER
WELL MATERIAL: <input checked="" type="checkbox"/> PVC <input type="checkbox"/> SS <input type="checkbox"/> IRON <input type="checkbox"/> GALVANIZED STEEL <input type="checkbox"/> OTHER	
SAMPLE TYPE: <input checked="" type="checkbox"/> GW <input type="checkbox"/> VVW <input type="checkbox"/> SW <input type="checkbox"/> DI <input type="checkbox"/> LEACHATE <input type="checkbox"/> OTHER	

PURGING	TIME: <u>1002</u>	DATE: <u>4/27/20</u>	SAMPLE	TIME: <u>1027</u>	DATE: <u>4/27/20</u>
PURGE METHOD: <input checked="" type="checkbox"/> PUMP <input type="checkbox"/> BLADDER PUMP (QED) <input type="checkbox"/> BAILER			PH: <u>7.13</u> SU	CONDUCTIVITY: <u>791.6</u> umhos/cm	
			DO: <u>1.06</u> mg/l	Eh: <u>-14.3</u> MV	
DEPTH TO WATER: <u>49.07</u> T/ PVC			TURBIDITY: _____ NTU		
DEPTH TO BOTTOM: <u>192.66</u> T/ PVC			<input type="checkbox"/> NONE <input checked="" type="checkbox"/> SLIGHT <input type="checkbox"/> MODERATE <input type="checkbox"/> VERY		
WELL VOLUME: -- <input type="checkbox"/> LITERS <input type="checkbox"/> GALLONS			TEMPERATURE: <u>9.98</u> °C OTHER: _____		
VOLUME REMOVED: _____ <input type="checkbox"/> LITERS <input checked="" type="checkbox"/> GALLONS			COLOR: <u>clear</u> ODOR: <u>none</u>		
COLOR: <u>clear</u> ODOR: <u>none</u>			FILTRATE (0.45 um) <input checked="" type="checkbox"/> YES <input type="checkbox"/> NO		
TURBIDITY: <input type="checkbox"/> NONE <input checked="" type="checkbox"/> SLIGHT <input type="checkbox"/> MODERATE <input type="checkbox"/> VERY			FILTRATE COLOR: <u>clear</u> FILTRATE ODOR: <u>none</u>		
DISPOSAL METHOD <input type="checkbox"/> GROUND <input type="checkbox"/> DRUM <input checked="" type="checkbox"/> OTHER			QC SAMPLE: <input type="checkbox"/> MS/MSD <input type="checkbox"/> DUP-		
COMMENTS:					

TIME	PURGE RATE (ML/MIN)	TEMPERATURE (°C)	CONDUCTIVITY (umhos/cm)	D.O (mg/L)	pH (SU)	ORP (mV)	TURBIDITY (NTU)	WATER LEVEL (FEET)	CUMULATIVE PURGE VOLUME (GAL OR L)
1002	200	9.90	763.7	9.04	7.23	-13.1	slight	49.07	INITIAL
1007	200	9.90	782.8	5.29	7.22	-11.3	slight	49.25	1L
1012	200	10.01	791.6	1.44	7.20	-10.2	slight	49.27	2L
1017	200	10.03	791.6	1.20	7.17	-12.4	slight	49.28	3L
1022	200	9.98	786.3	1.09	7.15	-13.7	slight	49.29	4L
1027	200	9.98	791.6	1.06	7.13	-14.3	slight	49.29	5L
<i>Proceed to sample</i>									

BOTTLES FILLED: PRESERVATIVE CODES A - NONE B - HNO3 C - H2SO4 D - NaOH E - HCL F - _____									
NUMBER	SIZE	TYPE	PRESERVATIVE	FILTERED	NUMBER	SIZE	TYPE	PRESERVATIVE	FILTERED
1	125 mL	PLASTIC	C	<input type="checkbox"/> Y <input checked="" type="checkbox"/> N					<input type="checkbox"/> Y <input type="checkbox"/> N
1	125 mL	PLASTIC	A	<input type="checkbox"/> Y <input checked="" type="checkbox"/> N					<input type="checkbox"/> Y <input type="checkbox"/> N
1	250 mL	PLASTIC	B	<input checked="" type="checkbox"/> Y <input type="checkbox"/> N					<input type="checkbox"/> Y <input type="checkbox"/> N
3	40 mL	VOA	E	<input type="checkbox"/> Y <input checked="" type="checkbox"/> N					<input type="checkbox"/> Y <input type="checkbox"/> N
				<input type="checkbox"/> Y <input type="checkbox"/> N					<input type="checkbox"/> Y <input type="checkbox"/> N

SHIPPING METHOD: _____	DATE SHIPPED: _____
SIGNATURE: _____	DATE SIGNED: _____



WATER SAMPLE LOG

PROJECT NAME: Ripon FF/NN Landfill		PREPARED	CHECKED
PROJECT NUMBER: 378957 Phase 1 Task 2		BY: AAS / JAR DATE: 4/28/20	BY: DATE:

SAMPLE ID: **MW-104** WELL DIAMETER: 2" 4" 6" OTHER

WELL MATERIAL: PVC SS IRON GALVANIZED STEEL OTHER

SAMPLE TYPE: GW WW SW DI LEACHATE OTHER

updated by A.Stehn 1/5/21

PURGING	TIME: <u>820</u>	DATE: <u>4/28/20</u>	SAMPLE	TIME: <u>835</u>	DATE: <u>4/28/20</u>
PURGE METHOD: <input checked="" type="checkbox"/> PUMP BLADDER PUMP (QED) <input checked="" type="checkbox"/> BAILER			PH: <u>6.23</u> SU CONDUCTIVITY: <u>857.9</u> umhos/cm DO: <u>3.43</u> mg/l Eh: <u>104.7</u> MV		
DEPTH TO WATER: <u>80.47</u> T/ PVC DEPTH TO BOTTOM <u>84.9</u> T/ PVC			TURBIDITY: _____ NTU <input type="checkbox"/> NONE <input type="checkbox"/> SLIGHT <input checked="" type="checkbox"/> MODERATE <input type="checkbox"/> VERY		
WELL VOLUME: -- <input type="checkbox"/> LITERS <input type="checkbox"/> GALLONS VOLUME REMOVED: <u>2.5</u> <input type="checkbox"/> LITERS <input checked="" type="checkbox"/> GALLONS			TEMPERATURE: <u>11.24</u> °C OTHER: _____ COLOR: <u>lt. gray</u> ODOR: <u>leachate</u> FILTRATE (0.45 um) <input checked="" type="checkbox"/> YES <input type="checkbox"/> NO		
COLOR: <u>lt. gray</u> ODOR: <u>leachate</u> TURBIDITY <u>leachate</u> <input type="checkbox"/> NONE <input type="checkbox"/> SLIGHT <input checked="" type="checkbox"/> MODERATE <input type="checkbox"/> VERY			FILTRATE COLOR: <u>clear</u> FILTRATE ODOR: <u>leachate</u> QC SAMPLE: <input type="checkbox"/> MS/MSD <input type="checkbox"/> DUP-		
DISPOSAL METHOD <input type="checkbox"/> GROUND <input type="checkbox"/> DRUM <input checked="" type="checkbox"/> OTHER			COMMENTS:		

Sample

TIME	PURGE RATE (ML/MIN)	TEMPERATURE (°C)	CONDUCTIVITY (umhos/cm)	D.O. (mg/L)	pH (SU)	ORP (mV)	TURBIDITY (NTU)	WATER LEVEL (FEET)	CUMULATIVE PURGE VOLUME (GAL OR L)
<u>835</u>	-	<u>11.24</u>	<u>857.9</u>	<u>3.43</u>	<u>6.23</u>	<u>104.7</u>	<u>mod.</u>	-	INITIAL

BOTTLES FILLED		PRESERVATIVE CODES A - NONE B - HNO3 C - H2SO4 D - NaOH E - HCL F -								
NUMBER	SIZE	TYPE	PRESERVATIVE	FILTERED	NUMBER	SIZE	TYPE	PRESERVATIVE	FILTERED	
1	125 mL	PLASTIC	C	<input type="checkbox"/> Y <input checked="" type="checkbox"/> N					<input type="checkbox"/> Y <input type="checkbox"/> N	
1	125 mL	PLASTIC	A	<input type="checkbox"/> Y <input checked="" type="checkbox"/> N					<input type="checkbox"/> Y <input type="checkbox"/> N	
1	250 mL	PLASTIC	B	<input checked="" type="checkbox"/> Y <input type="checkbox"/> N					<input type="checkbox"/> Y <input type="checkbox"/> N	
3	40 mL	VOA	E	<input type="checkbox"/> Y <input checked="" type="checkbox"/> N					<input type="checkbox"/> Y <input type="checkbox"/> N	
				<input type="checkbox"/> Y <input type="checkbox"/> N					<input type="checkbox"/> Y <input type="checkbox"/> N	

SHIPPING METHOD: _____ DATE SHIPPED: _____

SIGNATURE: _____ DATE SIGNED: _____



WATER SAMPLE LOG

PROJECT NAME: Ripon FF/NN Landfill	PREPARED	CHECKED
PROJECT NUMBER: 378957 Phase 1 Task 2	BY: <u>AS/JAR</u> DATE: <u>4/27/20</u>	BY: _____ DATE: _____

SAMPLE ID: P-106		WELL DIAMETER: <input checked="" type="checkbox"/> 2" <input type="checkbox"/> 4" <input type="checkbox"/> 6" <input type="checkbox"/> OTHER	
WELL MATERIAL: <input checked="" type="checkbox"/> PVC <input type="checkbox"/> SS <input type="checkbox"/> IRON <input type="checkbox"/> GALVANIZED STEEL <input type="checkbox"/> OTHER			
SAMPLE TYPE: <input checked="" type="checkbox"/> GW <input type="checkbox"/> VV <input type="checkbox"/> SW <input type="checkbox"/> DI <input type="checkbox"/> LEACHATE <input type="checkbox"/> OTHER			

PURGING	TIME: <u>906</u>	DATE: <u>4/27/20</u>	SAMPLE	TIME: <u>926</u>	DATE: <u>4/27/20</u>
PURGE METHOD: <input checked="" type="checkbox"/> PUMP <input type="checkbox"/> BAILER			BLADDER PUMP (QED)		
DEPTH TO WATER: <u>53.71</u> T/ PVC			PH: <u>7.08</u> SU		
DEPTH TO BOTTOM: <u>87.3</u> T/ PVC			CONDUCTIVITY: <u>685.3</u> umhos/cm		
WELL VOLUME: <input type="checkbox"/> LITERS <input type="checkbox"/> GALLONS			DO: <u>1.76</u> mg/l		
VOLUME REMOVED: <input type="checkbox"/> LITERS <input checked="" type="checkbox"/> GALLONS			Eh: <u>-1.20</u> MV		
COLOR: <u>Clear</u>			TURBIDITY: _____ NTU		
ODOR: <u>Slight sulfur</u>			<input type="checkbox"/> NONE <input checked="" type="checkbox"/> SLIGHT <input type="checkbox"/> MODERATE <input type="checkbox"/> VERY		
FILTRATE (0.45 um) <input checked="" type="checkbox"/> YES <input type="checkbox"/> NO			TEMPERATURE: <u>10.50</u> °C		
TURBIDITY: <input type="checkbox"/> NONE <input checked="" type="checkbox"/> SLIGHT <input type="checkbox"/> MODERATE <input type="checkbox"/> VERY			OTHER: _____		
DISPOSAL METHOD <input type="checkbox"/> GROUND <input type="checkbox"/> DRUM <input checked="" type="checkbox"/> OTHER			FILTRATE COLOR: <u>Clear</u>		
			FILTRATE ODOR: <u>Slight Sulfur</u>		
			QC SAMPLE: <input type="checkbox"/> MS/MSD <input type="checkbox"/> DUP-		
			COMMENTS:		

TIME	PURGE RATE (ML/MIN)	TEMPERATURE (°C)	CONDUCTIVITY (umhos/cm)	D.O. (mg/L)	pH (SU)	ORP (mV)	TURBIDITY (NTU)	WATER LEVEL (FEET)	CUMULATIVE PURGE VOLUME (GAL OR L)
906	200	10.33	692.3	4.87	7.06	22.6	Slight	53.71	INITIAL
911	200	10.56	692.7	2.54	7.09	15.2	Slight	53.71	1L
916	200	10.57	688.6	1.88	7.08	8.50	Slight	53.71	2L
921	200	10.55	684.3	1.71	7.08	3.10	Slight	53.71	3L
926	200	10.50	685.3	1.76	7.08	-1.20	Slight	53.71	4L
<i>Proced to Sample</i>									

BOTTLES FILLED		PRESERVATIVE CODES A - NONE B - HNO3 C - H2SO4 D - NaOH E - HCL F - _____												
NUMBER	SIZE	TYPE	PRESERVATIVE	FILTERED	NUMBER	SIZE	TYPE	PRESERVATIVE	FILTERED	NUMBER	SIZE	TYPE	PRESERVATIVE	FILTERED
1	125 mL	PLASTIC	C	<input type="checkbox"/> Y <input checked="" type="checkbox"/> N										<input type="checkbox"/> Y <input type="checkbox"/> N
1	125 mL	PLASTIC	A	<input type="checkbox"/> Y <input checked="" type="checkbox"/> N										<input type="checkbox"/> Y <input type="checkbox"/> N
1	250 mL	PLASTIC	B	<input checked="" type="checkbox"/> Y <input type="checkbox"/> N										<input type="checkbox"/> Y <input type="checkbox"/> N
3	40 mL	VOA	E	<input type="checkbox"/> Y <input checked="" type="checkbox"/> N										<input type="checkbox"/> Y <input type="checkbox"/> N
				<input type="checkbox"/> Y <input type="checkbox"/> N										<input type="checkbox"/> Y <input type="checkbox"/> N

SHIPPING METHOD: _____	DATE SHIPPED: _____	
SIGNATURE: _____		DATE SIGNED: _____



WATER SAMPLE LOG

PROJECT NAME: Ripon FF/NN Landfill	PREPARED	CHECKED
PROJECT NUMBER: 378957 Phase 1 Task 2	BY: AAS/JAR	DATE: 4/28/20

SAMPLE ID: MW-107	WELL DIAMETER: <input checked="" type="checkbox"/> 2" <input type="checkbox"/> 4" <input type="checkbox"/> 6" <input type="checkbox"/> OTHER
WELL MATERIAL: <input checked="" type="checkbox"/> PVC <input type="checkbox"/> SS <input type="checkbox"/> IRON <input type="checkbox"/> GALVANIZED STEEL <input type="checkbox"/> OTHER	
SAMPLE TYPE: <input checked="" type="checkbox"/> GW <input type="checkbox"/> WW <input type="checkbox"/> SW <input type="checkbox"/> DI <input type="checkbox"/> LEACHATE <input type="checkbox"/> OTHER	

updated by A. Stehn 1/5/21

PURGING	TIME: 1055	DATE: 4/28/20	SAMPLE	TIME: 1110	DATE: 4/28/20
PURGE METHOD: <input checked="" type="checkbox"/> PUMP <input checked="" type="checkbox"/> BAILER	BLADDER PUMP (QED)		PH: 7.16	SU	CONDUCTIVITY: 827.3 umhos/cm
DEPTH TO WATER: 50.4 T/ PVC	50.04		DO: 11.77	mg/l	Eh: 80.9 MV
DEPTH TO BOTTOM: 58.26 T/ PVC			TURBIDITY: _____ NTU		
WELL VOLUME: _____ LITERS <input type="checkbox"/> GALLONS			<input type="checkbox"/> NONE <input type="checkbox"/> SLIGHT <input type="checkbox"/> MODERATE <input checked="" type="checkbox"/> VERY		
VOLUME REMOVED: 3 LITERS <input type="checkbox"/> GALLONS			TEMPERATURE: 12.35 °C	OTHER: _____	
COLOR: brown	ODOR: none		COLOR: brown	ODOR: none	
TURBIDITY: <input type="checkbox"/> NONE <input type="checkbox"/> SLIGHT <input type="checkbox"/> MODERATE <input checked="" type="checkbox"/> VERY			FILTRATE (0.45 um) <input checked="" type="checkbox"/> YES <input type="checkbox"/> NO	FILTRATE COLOR: clear	
DISPOSAL METHOD <input type="checkbox"/> GROUND <input type="checkbox"/> DRUM <input checked="" type="checkbox"/> OTHER			FILTRATE ODOR: none		
			QC SAMPLE: <input type="checkbox"/> MS/MSD <input type="checkbox"/> DUP-		
COMMENTS:					

Sample

TIME	PURGE RATE (ML/MIN)	TEMPERATURE (°C)	CONDUCTIVITY (umhos/cm)	D.O. (mg/L)	pH (SU)	ORP (mV)	TURBIDITY (NTU)	WATER LEVEL (FEET)	CUMULATIVE PURGE VOLUME (GAL OR L)
1110		13.35	827.3	11.77	7.10	80.9	very	-	INITIAL

BOTTLES FILLED		PRESERVATIVE CODES A - NONE B - HNO3 C - H2SO4 D - NaOH E - HCL F - _____								
NUMBER	SIZE	TYPE	PRESERVATIVE	FILTERED	NUMBER	SIZE	TYPE	PRESERVATIVE	FILTERED	
1	125 mL	PLASTIC	C	<input type="checkbox"/> Y <input checked="" type="checkbox"/> N					<input type="checkbox"/> Y <input type="checkbox"/> N	
1	125 mL	PLASTIC	A	<input type="checkbox"/> Y <input checked="" type="checkbox"/> N					<input type="checkbox"/> Y <input type="checkbox"/> N	
1	250 mL	PLASTIC	B	<input checked="" type="checkbox"/> Y <input type="checkbox"/> N					<input type="checkbox"/> Y <input type="checkbox"/> N	
3	40 mL	VOA	E	<input type="checkbox"/> Y <input checked="" type="checkbox"/> N					<input type="checkbox"/> Y <input type="checkbox"/> N	
				<input type="checkbox"/> Y <input type="checkbox"/> N					<input type="checkbox"/> Y <input type="checkbox"/> N	

SHIPPING METHOD: _____	DATE SHIPPED: _____
SIGNATURE: _____	DATE SIGNED: _____



WATER SAMPLE LOG

PROJECT NAME: Ripon FF/NN Landfill	PREPARED	CHECKED
PROJECT NUMBER: 378957 Phase 1 Task 2	BY: <u>AAS / JAR</u>	DATE: <u>4/28/20</u>

SAMPLE ID: P-107	WELL DIAMETER: <input checked="" type="checkbox"/> 2" <input type="checkbox"/> 4" <input type="checkbox"/> 6" <input type="checkbox"/> OTHER
WELL MATERIAL: <input checked="" type="checkbox"/> PVC <input type="checkbox"/> SS <input type="checkbox"/> IRON <input type="checkbox"/> GALVANIZED STEEL <input type="checkbox"/> OTHER	
SAMPLE TYPE: <input checked="" type="checkbox"/> GW <input type="checkbox"/> WW <input type="checkbox"/> SW <input type="checkbox"/> DI <input type="checkbox"/> LEACHATE <input type="checkbox"/> OTHER	

PURGING	TIME: <u>1144</u>	DATE: <u>4/28/20</u>	SAMPLE	TIME: <u>1219</u>	DATE: <u>4/28/20</u>
PURGE METHOD: <input checked="" type="checkbox"/> PUMP <input type="checkbox"/> BAILER	BLADDER PUMP (QED)		PH: <u>7.27</u> SU	CONDUCTIVITY: <u>844.9</u> umhos/cm	
DEPTH TO WATER: <u>49.69</u> T/ PVC			DO: <u>6.50</u> mg/l	Eh: <u>10.50</u> MV	
DEPTH TO BOTTOM: <u>87.13</u> T/ PVC			TURBIDITY: _____ NTU		
WELL VOLUME: _____ LITERS <input type="checkbox"/> GALLONS			TEMPERATURE: <u>10.58</u> °C OTHER: _____		
VOLUME REMOVED: _____ LITERS <input type="checkbox"/> GALLONS			COLOR: <u>clear</u> ODOR: <u>none</u>		
COLOR: <u>orange</u> ODOR: <u>none</u>			FILTRATE (0.45 um) <input checked="" type="checkbox"/> YES <input type="checkbox"/> NO		
TURBIDITY: <input type="checkbox"/> NONE <input type="checkbox"/> SLIGHT <input type="checkbox"/> MODERATE <input checked="" type="checkbox"/> VERY			FILTRATE COLOR: <u>clear</u> FILTRATE ODOR: <u>none</u>		
DISPOSAL METHOD <input type="checkbox"/> GROUND <input type="checkbox"/> DRUM <input checked="" type="checkbox"/> OTHER			QC SAMPLE: <input type="checkbox"/> MS/MSD <input type="checkbox"/> DUP-		
COMMENTS:					

TIME	PURGE RATE (ML/MIN)	TEMPERATURE (°C)	CONDUCTIVITY (umhos/cm)	D.O (mg/L)	pH (SU)	ORP (mV)	TURBIDITY (NTU)	WATER LEVEL (FEET)	CUMULATIVE PURGE VOLUME (GAL OR L)
<u>1145</u>	<u>200</u>							<u>49.69</u>	INITIAL
<u>1149</u>	<u>200</u>	<u>10.08</u>	<u>848.3</u>	<u>2.11</u>	<u>7.34</u>	<u>23.7</u>	<u>very</u>	<u>50.35</u>	<u>16</u>
<u>1154</u>	<u>200</u>	<u>10.64</u>	<u>837.8</u>	<u>2.22</u>	<u>7.30</u>	<u>22.1</u>	<u>slight</u>	<u>50.45</u>	<u>26</u>
<u>1159</u>	<u>200</u>	<u>10.31</u>	<u>846.8</u>	<u>1.37</u>	<u>7.28</u>	<u>20.30</u>	<u>slight</u>	<u>50.64</u>	<u>36</u>
<u>1204</u>	<u>200</u>	<u>10.45</u>	<u>841.1</u>	<u>0.92</u>	<u>7.27</u>	<u>17.90</u>	<u>slight</u>	<u>50.64</u>	<u>46</u>
<u>1209</u>	<u>200</u>	<u>10.49</u>	<u>846.2</u>	<u>0.70</u>	<u>7.27</u>	<u>15.20</u>	<u>slight</u>	<u>50.67</u>	<u>56</u>
<u>1214</u>	<u>200</u>	<u>10.57</u>	<u>846.8</u>	<u>0.59</u>	<u>7.27</u>	<u>12.80</u>	<u>slight</u>	<u>50.67</u>	<u>66</u>
<u>1219</u>	<u>200</u>	<u>10.58</u>	<u>844.9</u>	<u>0.50</u>	<u>7.27</u>	<u>10.50</u>	<u>slight</u>	<u>50.62</u>	<u>76</u>

BOTTLES FILLED		PRESERVATIVE CODES A - NONE B - HNO3 C - H2SO4 D - NaOH E - HCL F - _____								
NUMBER	SIZE	TYPE	PRESERVATIVE	FILTERED	NUMBER	SIZE	TYPE	PRESERVATIVE	FILTERED	
<u>1</u>	<u>125 mL</u>	<u>PLASTIC</u>	<u>C</u>	<input type="checkbox"/> Y <input checked="" type="checkbox"/> N					<input type="checkbox"/> Y <input type="checkbox"/> N	
<u>1</u>	<u>125 mL</u>	<u>PLASTIC</u>	<u>A</u>	<input type="checkbox"/> Y <input checked="" type="checkbox"/> N					<input type="checkbox"/> Y <input type="checkbox"/> N	
<u>1</u>	<u>250 mL</u>	<u>PLASTIC</u>	<u>B</u>	<input checked="" type="checkbox"/> Y <input type="checkbox"/> N					<input type="checkbox"/> Y <input type="checkbox"/> N	
<u>3</u>	<u>40 mL</u>	<u>VOA</u>	<u>E</u>	<input type="checkbox"/> Y <input checked="" type="checkbox"/> N					<input type="checkbox"/> Y <input type="checkbox"/> N	
				<input type="checkbox"/> Y <input type="checkbox"/> N					<input type="checkbox"/> Y <input type="checkbox"/> N	

SHIPPING METHOD: _____	DATE SHIPPED: _____
SIGNATURE: _____	DATE SIGNED: _____



WATER SAMPLE LOG

PROJECT NAME: Ripon FF/NN Landfill	PREPARED	CHECKED
PROJECT NUMBER: 378957 Phase 1 Task 2	BY: AAS / JAR	DATE: 4/28/20

SAMPLE ID: P-107D		WELL DIAMETER: <input checked="" type="checkbox"/> 2" <input type="checkbox"/> 4" <input type="checkbox"/> 6" <input type="checkbox"/> OTHER	
WELL MATERIAL: <input checked="" type="checkbox"/> PVC <input type="checkbox"/> SS <input type="checkbox"/> IRON <input type="checkbox"/> GALVANIZED STEEL <input type="checkbox"/> OTHER			
SAMPLE TYPE: <input checked="" type="checkbox"/> GW <input type="checkbox"/> WW <input type="checkbox"/> SW <input type="checkbox"/> DI <input type="checkbox"/> LEACHATE <input type="checkbox"/> OTHER			

PURGING	TIME: 1255	DATE: 4/28/20	SAMPLE	TIME: 1330	DATE: 4/ /20
PURGE METHOD: <input checked="" type="checkbox"/> PUMP <input type="checkbox"/> BAILER	BLADDER PUMP (QED)		PH: 7.43	CONDUCTIVITY: 601.8 umhos/cm	
DEPTH TO WATER: 50.17 T/ PVC			TURBIDITY: _____ NTU		
DEPTH TO BOTTOM: 322.7 T/ PVC			<input checked="" type="checkbox"/> NONE <input type="checkbox"/> SLIGHT <input type="checkbox"/> MODERATE <input type="checkbox"/> VERY		
WELL VOLUME: -- <input type="checkbox"/> LITERS <input type="checkbox"/> GALLONS			TEMPERATURE: _____ °C OTHER: _____		
VOLUME REMOVED: _____ <input type="checkbox"/> LITERS <input checked="" type="checkbox"/> GALLONS			COLOR: Clear		
COLOR: Clear			ODOR: none		
TURBIDITY: <input checked="" type="checkbox"/> NONE <input type="checkbox"/> SLIGHT <input type="checkbox"/> MODERATE <input type="checkbox"/> VERY			FILTRATE (0.45 um) <input checked="" type="checkbox"/> YES <input type="checkbox"/> NO		
DISPOSAL METHOD <input type="checkbox"/> GROUND <input type="checkbox"/> DRUM <input checked="" type="checkbox"/> OTHER			FILTRATE COLOR: Clear		
			FILTRATE ODOR: none		
			QC SAMPLE: <input type="checkbox"/> MS/MSD <input type="checkbox"/> DUP-		
COMMENTS:					

TIME	PURGE RATE (ML/MIN)	TEMPERATURE (°C)	CONDUCTIVITY (umhos/cm)	D.O (mg/L)	pH (SU)	ORP (mV)	TURBIDITY (NTU)	WATER LEVEL (FEET)	CUMULATIVE PURGE VOLUME (GAL OR L)
1255	250	12.17	583.4	3.02	7.41	-16.1	none	50.17	INITIAL
1300	250	10.96	599.7	2.85	7.40	-11.9	none	50.19	1.25L
1305	250	10.08	598.2	2.70	7.40	-8.4	none	50.16	2.5L
1310	250	11.20	594.6	2.61	7.41	-6.0	none	50.17	3.75L
1315	250	11.29	593.6	2.38	7.41	-4.7	none	50.18	5L
1320	250	10.93	595.2	2.67	7.42	-3.4	none	50.18	6.25L
1325	250	10.83	598.6	2.70	7.43	-2.8	none	50.18	7.5L
1330	250	10.64	601.8	2.82	7.43	-1.8	none	50.18	8.75L
Proceed to Sample									

Did not record on the vials →

BOTTLES FILLED		PRESERVATIVE CODES A - NONE B - HNO3 C - H2SO4 D - NaOH E - HCL F - _____								
NUMBER	SIZE	TYPE	PRESERVATIVE	FILTERED	NUMBER	SIZE	TYPE	PRESERVATIVE	FILTERED	
1	125 mL	PLASTIC	C	<input type="checkbox"/> Y <input checked="" type="checkbox"/> N					<input type="checkbox"/> Y <input type="checkbox"/> N	
1	125 mL	PLASTIC	A	<input type="checkbox"/> Y <input checked="" type="checkbox"/> N					<input type="checkbox"/> Y <input type="checkbox"/> N	
1	250 mL	PLASTIC	B	<input checked="" type="checkbox"/> Y <input type="checkbox"/> N					<input type="checkbox"/> Y <input type="checkbox"/> N	
3	40 mL	VOA	E	<input type="checkbox"/> Y <input checked="" type="checkbox"/> N					<input type="checkbox"/> Y <input type="checkbox"/> N	
				<input type="checkbox"/> Y <input type="checkbox"/> N					<input type="checkbox"/> Y <input type="checkbox"/> N	

SHIPPING METHOD:	DATE SHIPPED:	
	SIGNATURE:	DATE SIGNED:



WATER SAMPLE LOG

PROJECT NAME: Ripon FF/NN Landfill	PREPARED	CHECKED
PROJECT NUMBER: 378957.0001.0002	BY: <u>SAR</u> DATE: <u>4/28/20</u>	BY: _____ DATE: _____

SAMPLE ID: <u>P-111D</u>	WELL DIAMETER: <input checked="" type="checkbox"/> 2" <input type="checkbox"/> 4" <input type="checkbox"/> 6" <input type="checkbox"/> OTHER
<input checked="" type="checkbox"/> PVC <input type="checkbox"/> SS <input type="checkbox"/> IRON <input type="checkbox"/> OTHER	
SAMPLE TYPE: <input checked="" type="checkbox"/> GW <input type="checkbox"/> WW <input type="checkbox"/> SW <input type="checkbox"/> DI <input type="checkbox"/> LEACHATE <input type="checkbox"/> OTHER	

PURGING	TIME: <u>10:58</u>	DATE: <u>4/28/20</u>	SAMPLE	TIME: <u>11:23</u>	DATE: <u>4/28/20</u>
PURGE METHOD:	<input checked="" type="checkbox"/> PUMP	BLADDER PUMP (QED)	PH: _____	SU	CONDUCTIVITY: _____ umhos/cm
	<input type="checkbox"/> BAILER	BAILER (DISPOSABLE)	ORP: _____ mv	DO: _____ mg/L	
DEPTH TO WATER:	<u>33.94 TI</u>	PVC	TURBIDITY: _____ NTU		
DEPTH TO BOTTOM:	<u>148.46 TI</u>	PVC	<input type="checkbox"/> NONE <input type="checkbox"/> SLIGHT <input type="checkbox"/> MODERATE <input type="checkbox"/> VERY		
WELL VOLUME:	<u>NA</u>	<input type="checkbox"/> LITERS <input checked="" type="checkbox"/> GALLONS	TEMPERATURE: _____ °C	OTHER: _____	
VOLUME REMOVED:	_____	<input type="checkbox"/> LITERS <input checked="" type="checkbox"/> GALLONS	COLOR: _____	ODOR: _____	
COLOR: <u>clear</u>	ODOR: <u>none</u>	FILTRATE (0.45 um) <input checked="" type="checkbox"/> YES <input type="checkbox"/> NO			
TURBIDITY: <u>NA</u>	<input type="checkbox"/> NONE <input checked="" type="checkbox"/> SLIGHT <input type="checkbox"/> MODERATE <input type="checkbox"/> VERY		FILTRATE COLOR: _____	FILTRATE ODOR: _____	
DISPOSAL METHOD: <input type="checkbox"/> GROUND <input type="checkbox"/> DRUM <input checked="" type="checkbox"/> OTHER	COMMENTS:				


TIME	PURGE RATE (ML/MIN)	PH (SU)	CONDUCTIVITY (umhos/cm)	ORP (mV)	D.O. (mg/L)	TURBIDITY (NTU)	TEMPERATURE (°C)	WATER LEVEL (FEET)	CUMULATIVE PURGE VOLUME (GAL OR L)
10:58	200	7.55	887.57	-48.9	1.97	slight	10.83	33.94	1L INITIAL
10:03	200	7.52	881.89	-36.9	1.39	slight	10.95	34.04	2L
11:08	200	7.52	878.54	-74.7	1.12	slight	10.77	34.04	3L
11:13	200	7.52	878.11	-77.0	1.00	slight	10.60	34.04	4L
11:18	200	7.53	878.74	-39.4	0.90	slight	10.49	34.04	5L
11:23	200	7.53	876.31	-40.1	0.81		10.44	34.04	6L

NOTE: STABILIZATION TEST IS COMPLETE WHEN 3 SUCCESSIVE READINGS ARE WITHIN THE FOLLOWING LIMITS:

pH: +/- 0.1 COND.: % ORP: +/- 10 D.O.: % 10 TURB: +/- 10 ORP +/- 10 TEMP.: %

BOTTLES FILLED		PRESERVATIVE CODES							
NUMBER	SIZE	TYPE	PRESERVATIVE	FILTERED	NUMBER	SIZE	TYPE	PRESERVATIVE	FILTERED
3	40ml	VOH	E	<input type="checkbox"/> Y <input checked="" type="checkbox"/> N	1	250	PL	B	<input checked="" type="checkbox"/> Y <input type="checkbox"/> N
1	125ml	PL	A	<input type="checkbox"/> Y <input checked="" type="checkbox"/> N					<input type="checkbox"/> Y <input type="checkbox"/> N
1	125ml	PL	C	<input type="checkbox"/> Y <input checked="" type="checkbox"/> N					<input type="checkbox"/> Y <input type="checkbox"/> N

SHIPPING METHOD: Fed Ex	DATE SHIPPED: _____	AIRBILL NUMBER: _____
COC NUMBER: _____	SIGNATURE: _____	DATE SIGNED: _____



WATER SAMPLE LOG

PROJECT NAME: Ripon FF/NN Landfill	PREPARED	CHECKED
PROJECT NUMBER: 378957.0001.0002	BY: <u>37R</u> DATE: <u>4/28/20</u>	BY: _____ DATE: _____

SAMPLE ID: <u>MW-112</u>	WELL DIAMETER: <input checked="" type="checkbox"/> 2" <input type="checkbox"/> 4" <input type="checkbox"/> 6" <input type="checkbox"/> OTHER
<input checked="" type="checkbox"/> PVC <input type="checkbox"/> SS <input type="checkbox"/> IRON <input type="checkbox"/> OTHER	
SAMPLE TYPE: <input checked="" type="checkbox"/> GW <input type="checkbox"/> WW <input type="checkbox"/> SW <input type="checkbox"/> DI <input type="checkbox"/> LEACHATE <input type="checkbox"/> OTHER	

PURGING	TIME: <u>12:05</u>	DATE: <u>4/28/20</u>	SAMPLE	TIME: <u>12:23</u>	DATE: <u>4/29/20</u>
PURGE METHOD: <input checked="" type="checkbox"/> PUMP <input checked="" type="checkbox"/> BAILER	BLADDER PUMP (QED) BAILER (DISPOSABLE)		PH: <u>7.17</u> SU	CONDUCTIVITY: <u>940.57</u> umhos/cm	
DEPTH TO WATER: <u>52.56</u> PVC	TURBIDITY: <u>N/A</u> NTU		ORP: <u>260.19</u> mv	DO: <u>3.81</u> mg/L	
DEPTH TO BOTTOM: <u>60.47</u> PVC	<input type="checkbox"/> NONE <input checked="" type="checkbox"/> SLIGHT <input type="checkbox"/> MODERATE <input type="checkbox"/> VERY		TEMPERATURE: <u>14.63</u> °C	OTHER: _____	
WELL VOLUME: <u>1.315</u> <input type="checkbox"/> LITERS <input checked="" type="checkbox"/> GALLONS	COLOR: <u>Tan</u>		ODOR: <u>NONE</u>		
VOLUME REMOVED: <u>4</u> <input type="checkbox"/> LITERS <input checked="" type="checkbox"/> GALLONS	FILTRATE (0.45 um) <input checked="" type="checkbox"/> YES <input type="checkbox"/> NO		FILTRATE COLOR: <u>clear</u> FILTRATE ODOR: <u>NONE</u>		
COLOR: <u>Tan</u> ODOR: <u>NONE</u>	TURBIDITY: <u>N/A</u>		QC SAMPLE: <input type="checkbox"/> MS/MSD <input type="checkbox"/> DUP-1		
<input type="checkbox"/> NONE <input type="checkbox"/> SLIGHT <input checked="" type="checkbox"/> MODERATE <input type="checkbox"/> VERY		DISPOSAL METHOD: <input type="checkbox"/> GROUND <input type="checkbox"/> DRUM <input checked="" type="checkbox"/> OTHER			
COMMENTS:					

TIME	PURGE RATE (ML/MIN)	PH (SU)	CONDUCTIVITY (umhos/cm)	ORP (mV)	D.O. (mg/L)	TURBIDITY (NTU)	TEMPERATURE (°C)	WATER LEVEL (FEET)	CUMULATIVE PURGE VOLUME (GAL OR L)
INITIAL									

NOTE: STABILIZATION TEST IS COMPLETE WHEN 3 SUCCESSIVE READINGS ARE WITHIN THE FOLLOWING LIMITS:

pH: +/- 0.1 COND.: % ORP: +/- 10 D.O.: % 10 TURB: +/- 10 ORP +/- 10 TEMP.: %

BOTTLES FILLED		PRESERVATIVE CODES												
		A - NONE			B - HNO3		C - H2SO4		D - NaOH		E - HCL		F - _____	
NUMBER	SIZE	TYPE	PRESERVATIVE	FILTERED	NUMBER	SIZE	TYPE	PRESERVATIVE	FILTERED					
<u>3</u>	<u>40ml</u>	<u>Volt</u>	<u>E</u>	<input type="checkbox"/> Y <input checked="" type="checkbox"/> N	<u>1</u>	<u>250ml</u>	<u>PL</u>	<u>B</u>	<input checked="" type="checkbox"/> Y <input type="checkbox"/> N					
<u>1</u>	<u>125ml</u>	<u>PL</u>	<u>A</u>	<input type="checkbox"/> Y <input checked="" type="checkbox"/> N					<input type="checkbox"/> Y <input type="checkbox"/> N					
<u>1</u>	<u>125ml</u>	<u>PL</u>	<u>C</u>	<input type="checkbox"/> Y <input checked="" type="checkbox"/> N					<input type="checkbox"/> Y <input type="checkbox"/> N					

SHIPPING METHOD: <u>Fed Ex</u>	DATE SHIPPED: _____	AIRBILL NUMBER: _____
COC NUMBER: _____	SIGNATURE: _____	DATE SIGNED: _____

updated by A.Stehn 1/5/21



WATER SAMPLE LOG

PROJECT NAME: Ripon FF/NN Landfill	PREPARED	CHECKED
PROJECT NUMBER: 378957 Phase 1 Task 2	BY: AAS / JAR	DATE: 4/27/20

SAMPLE ID: P-113A	WELL DIAMETER: <input checked="" type="checkbox"/> 2" <input type="checkbox"/> 4" <input type="checkbox"/> 6" <input type="checkbox"/> OTHER
WELL MATERIAL: <input checked="" type="checkbox"/> PVC <input type="checkbox"/> SS <input type="checkbox"/> IRON <input type="checkbox"/> GALVANIZED STEEL <input type="checkbox"/> OTHER	
SAMPLE TYPE: <input checked="" type="checkbox"/> GW <input checked="" type="checkbox"/> WW <input type="checkbox"/> SW <input type="checkbox"/> DI <input type="checkbox"/> LEACHATE <input type="checkbox"/> OTHER	

PURGING	TIME: 7:40	DATE: 4/27/20	SAMPLE	TIME: 8:15	DATE: 4/27/20
PURGE METHOD: <input checked="" type="checkbox"/> PUMP <input type="checkbox"/> BAILER	BLADDER PUMP (QED)		PH: 7.32 SU	CONDUCTIVITY: 559.23 umhos/cm	
DEPTH TO WATER: 11.71 TI PVC			TURBIDITY: WA NTU		
DEPTH TO BOTTOM: 325.31 TI PVC			<input type="checkbox"/> NONE <input checked="" type="checkbox"/> SLIGHT <input type="checkbox"/> MODERATE <input type="checkbox"/> VERY		
WELL VOLUME: -- <input type="checkbox"/> LITERS <input type="checkbox"/> GALLONS			TEMPERATURE: 9.70 °C OTHER: _____		
VOLUME REMOVED: 7.5 <input checked="" type="checkbox"/> LITERS <input checked="" type="checkbox"/> GALLONS			COLOR: Clear ODOR: none		
COLOR: Clear ODOR: none			FILTRATE (0.45 um) <input checked="" type="checkbox"/> YES <input type="checkbox"/> NO		
TURBIDITY: <input type="checkbox"/> NONE <input checked="" type="checkbox"/> SLIGHT <input type="checkbox"/> MODERATE <input type="checkbox"/> VERY			FILTRATE COLOR: Clear FILTRATE ODOR: none		
DISPOSAL METHOD: <input type="checkbox"/> GROUND <input type="checkbox"/> DRUM <input checked="" type="checkbox"/> OTHER			QC SAMPLE: <input type="checkbox"/> MS/MSD <input type="checkbox"/> DUP-		
COMMENTS:					

TIME	PURGE RATE (ML/MIN)	TEMPERATURE (°C)	CONDUCTIVITY (umhos/cm)	D.O (mg/L)	pH (SU)	ORP (mV)	TURBIDITY (NTU)	WATER LEVEL (FEET)	CUMULATIVE PURGE VOLUME (GAL OR L)
7:40	300	9.38	566.36	0.61	7.29	-3.2	Slight	11.71	INITIAL 1.5
8:00	300	7.81/9.59	555.21	0.96	7.30	21.5	Slight	13.67	3.0
8:05	300	9.61	562.06	1.13	7.31	28.0	Slight	13.67	4.5
8:10	300	9.66	561.95	1.29	7.31	27.9	Slight	13.67	6.0
8:15	300	9.70	559.23	1.44	7.32	30.2	Slight	13.67	7.5

BOTTLES FILLED		PRESERVATIVE CODES A - NONE B - HNO3 C - H2SO4 D - NaOH E - HCL F - _____									
NUMBER	SIZE	TYPE	PRESERVATIVE	FILTERED		NUMBER	SIZE	TYPE	PRESERVATIVE	FILTERED	
1	125 mL	PLASTIC	C	<input type="checkbox"/> Y	<input checked="" type="checkbox"/> N					<input type="checkbox"/> Y	<input type="checkbox"/> N
1	125 mL	PLASTIC	A	<input type="checkbox"/> Y	<input checked="" type="checkbox"/> N					<input type="checkbox"/> Y	<input type="checkbox"/> N
1	250 mL	PLASTIC	B	<input checked="" type="checkbox"/> Y	<input type="checkbox"/> N					<input type="checkbox"/> Y	<input type="checkbox"/> N
3	40 mL	VOA	E	<input type="checkbox"/> Y	<input checked="" type="checkbox"/> N					<input type="checkbox"/> Y	<input type="checkbox"/> N
				<input type="checkbox"/> Y	<input type="checkbox"/> N					<input type="checkbox"/> Y	<input type="checkbox"/> N

SHIPPING METHOD: _____	DATE SHIPPED: _____
SIGNATURE: _____	DATE SIGNED: _____



WATER SAMPLE LOG

PROJECT NAME: Ripon FF/NN Landfill	PREPARED	CHECKED
PROJECT NUMBER: 378957 Phase 1 Task 2	BY: (AAS) / JAR	DATE: 4/27/20

SAMPLE ID: P-113B	WELL DIAMETER: <input checked="" type="checkbox"/> 2" <input type="checkbox"/> 4" <input type="checkbox"/> 6" <input type="checkbox"/> OTHER
WELL MATERIAL: <input checked="" type="checkbox"/> PVC <input type="checkbox"/> SS <input type="checkbox"/> IRON <input type="checkbox"/> GALVANIZED STEEL <input type="checkbox"/> OTHER	
SAMPLE TYPE: <input checked="" type="checkbox"/> GW <input checked="" type="checkbox"/> WW <input type="checkbox"/> SW <input type="checkbox"/> DI <input type="checkbox"/> LEACHATE <input type="checkbox"/> OTHER	

PURGING	TIME: 7:55	DATE: 4/27/20	SAMPLE	TIME: 8:15	DATE: 4/27/20
PURGE METHOD: <input checked="" type="checkbox"/> PUMP <input type="checkbox"/> BLADDER PUMP (QED) <input type="checkbox"/> BAILER			PH: 6.56	SU	CONDUCTIVITY: 686.3 umhos/cm
DEPTH TO WATER: 11.95 T/ PVC			DO: 0.31 mg/l Eh: 16.5 MV		
DEPTH TO BOTTOM: 181.72 T/ PVC			TURBIDITY: _____ NTU		
WELL VOLUME: _____ LITERS <input type="checkbox"/> GALLONS			<input type="checkbox"/> NONE <input checked="" type="checkbox"/> SLIGHT <input type="checkbox"/> MODERATE <input type="checkbox"/> VERY		
VOLUME REMOVED: _____ LITERS <input type="checkbox"/> GALLONS			TEMPERATURE: 9.35 °C OTHER: _____		
COLOR: Clear			ODOR: Slight sulfur		
ODOR: Slight sulfur			FILTRATE (0.45 um) <input checked="" type="checkbox"/> YES <input type="checkbox"/> NO		
TURBIDITY: <input type="checkbox"/> NONE <input checked="" type="checkbox"/> SLIGHT <input type="checkbox"/> MODERATE <input type="checkbox"/> VERY			FILTRATE COLOR: Clear		
DISPOSAL METHOD <input type="checkbox"/> GROUND <input type="checkbox"/> DRUM <input checked="" type="checkbox"/> OTHER			FILTRATE ODOR: Slight sulfur		
			QC SAMPLE: <input type="checkbox"/> MS/MSD <input type="checkbox"/> DUP-		
COMMENTS:					

TIME	PURGE RATE (ML/MIN)	TEMPERATURE (°C)	CONDUCTIVITY (umhos/cm)	D.O (mg/L)	pH (SU)	ORP (mV)	TURBIDITY (NTU)	WATER LEVEL (FEET)	CUMULATIVE PURGE VOLUME (GAL OR L)
7:55	200	8.99	687.0	0.55	5.68	77.4	slight	11.95	INITIAL
7:40	200	8.89	688.0	0.47	5.90	67.2	slight	12.05	1L
7:45	200	8.94	687.4	0.43	6.08	57.1	slight	12.05	2L
7:50	200	9.07	687.4	0.39	6.20	48.7	slight	12.05	3L
7:55	200	9.13	687.7	0.37	6.29	41.2	slight	12.06	4L
8:00	200	9.23	686.8	0.35	6.37	34.3	slight	12.08	5L
8:05	200	9.27	686.8	0.32	6.46	26.0	slight	12.09	6L
8:10	200	9.32	686.0	0.31	6.51	21.1	slight	12.10	7L
8:15	200	9.35	686.3	0.31	6.56	16.5	slight	12.10	8L
Proceed to Sample									

BOTTLES FILLED		PRESERVATIVE CODES A - NONE B - HNO3 C - H2SO4 D - NaOH E - HCL F - _____									
NUMBER	SIZE	TYPE	PRESERVATIVE	FILTERED		NUMBER	SIZE	TYPE	PRESERVATIVE	FILTERED	
1	125 mL	PLASTIC	C	<input type="checkbox"/> Y	<input checked="" type="checkbox"/> N					<input type="checkbox"/> Y	<input type="checkbox"/> N
1	125 mL	PLASTIC	A	<input type="checkbox"/> Y	<input checked="" type="checkbox"/> N					<input type="checkbox"/> Y	<input type="checkbox"/> N
1	250 mL	PLASTIC	B	<input checked="" type="checkbox"/> Y	<input type="checkbox"/> N					<input type="checkbox"/> Y	<input type="checkbox"/> N
3	40 mL	VOA	E	<input type="checkbox"/> Y	<input checked="" type="checkbox"/> N					<input type="checkbox"/> Y	<input type="checkbox"/> N
				<input type="checkbox"/> Y	<input type="checkbox"/> N					<input type="checkbox"/> Y	<input type="checkbox"/> N

SHIPPING METHOD: _____	DATE SHIPPED: _____
SIGNATURE: _____	DATE SIGNED: _____



WATER SAMPLE LOG

PROJECT NAME: Ripon FF/NN Landfill	PREPARED	CHECKED
PROJECT NUMBER: 378957.0001.0002	BY:	DATE:
	BY:	DATE:

SAMPLE ID: <u>P-1141</u>	WELL DIAMETER: <input checked="" type="checkbox"/> 2" <input type="checkbox"/> 4" <input type="checkbox"/> 6" <input type="checkbox"/> OTHER
<input checked="" type="checkbox"/> PVC <input type="checkbox"/> SS <input type="checkbox"/> IRON <input type="checkbox"/> OTHER	
SAMPLE TYPE: <input checked="" type="checkbox"/> GW <input type="checkbox"/> WW <input type="checkbox"/> SW <input type="checkbox"/> DI <input type="checkbox"/> LEACHATE <input type="checkbox"/> OTHER	

PURGING	TIME:	DATE:	SAMPLE	TIME: <u>1312</u>	DATE:
PURGE METHOD: <input checked="" type="checkbox"/> PUMP <input type="checkbox"/> BAILER	BLADDER PUMP (QED) <input type="checkbox"/> BAILER (DISPOSABLE) <input type="checkbox"/>		PH: _____	SU _____	CONDUCTIVITY: _____ umhos/cm
DEPTH TO WATER: <u>18.51</u> T/ PVC			TURBIDITY: _____ NTU		
DEPTH TO BOTTOM: _____ T/ PVC			<input type="checkbox"/> NONE <input type="checkbox"/> SLIGHT <input type="checkbox"/> MODERATE <input type="checkbox"/> VERY		
WELL VOLUME: _____ <input type="checkbox"/> LITERS <input checked="" type="checkbox"/> GALLONS			TEMPERATURE: _____ °C OTHER: _____		
VOLUME REMOVED: _____ <input type="checkbox"/> LITERS <input checked="" type="checkbox"/> GALLONS			COLOR: <u>clear</u> ODOR: <u>Sulfur</u>		
COLOR: <u>clear</u> ODOR: <u>Sulfur</u>			FILTRATE (0.45 um) <input checked="" type="checkbox"/> YES <input type="checkbox"/> NO		
TURBIDITY: _____			FILTRATE COLOR: <u>clear</u> FILTRATE ODOR: <u>none</u>		
<input type="checkbox"/> NONE <input checked="" type="checkbox"/> SLIGHT <input type="checkbox"/> MODERATE <input type="checkbox"/> VERY			QC SAMPLE: <input type="checkbox"/> MS/MSD <input type="checkbox"/> DUP-1		
DISPOSAL METHOD: <input type="checkbox"/> GROUND <input type="checkbox"/> DRUM <input checked="" type="checkbox"/> OTHER			COMMENTS: DUP-1 (added by PPop, 6/10/20)		

TIME	PURGE RATE (ML/MIN)	PH (SU)	CONDUCTIVITY (umhos/cm)	ORP (mV)	D.O. (mg/L)	TURBIDITY (NTU)	TEMPERATURE (°C)	WATER LEVEL (FEET)	CUMULATIVE PURGE VOLUME (GAL OR L)
12:37	250	7.62	800.05	-52.4		Slight	9.61	18.62	INITIAL
12:42	250	7.62	800.98	-36.3	0.30	Slight	9.61	18.72	
12:47	250	7.63	800.9	-26.5	0.29	Slight	9.61	18.72	
12:52	250	7.63	797.69	-29.2	0.27	Slight	9.63	18.72	
12:57	250	7.61	803.48	-68.0	0.25	Slight	9.66	18.72	
13:02	250	7.61	799.82	-24.5	0.25		9.68	18.72	
13:07	250	7.60	798.96	-23.2	0.24		9.69	18.72	
13:12	250	7.60	800.84	-18.7	0.24	Slight	9.69	18.72	

NOTE: STABILIZATION TEST IS COMPLETE WHEN 3 SUCCESSIVE READINGS ARE WITHIN THE FOLLOWING LIMITS:

pH: +/- 0.1 COND.: % ORP: +/- 10 D.O.: % 10 TURB: +/- 10 ORP +/- 10 TEMP.: %

BOTTLES FILLED		PRESERVATIVE CODES												
		A - NONE		B - HNO3		C - H2SO4		D - NaOH		E - HCL		F - _____		
NUMBER	SIZE	TYPE	PRESERVATIVE	FILTERED	NUMBER	SIZE	TYPE	PRESERVATIVE	FILTERED	NUMBER	SIZE	TYPE	PRESERVATIVE	FILTERED
				<input type="checkbox"/> Y <input type="checkbox"/> N					<input type="checkbox"/> Y <input type="checkbox"/> N					<input type="checkbox"/> Y <input type="checkbox"/> N
				<input type="checkbox"/> Y <input type="checkbox"/> N					<input type="checkbox"/> Y <input type="checkbox"/> N					<input type="checkbox"/> Y <input type="checkbox"/> N
				<input type="checkbox"/> Y <input type="checkbox"/> N					<input type="checkbox"/> Y <input type="checkbox"/> N					<input type="checkbox"/> Y <input type="checkbox"/> N

SHIPPING METHOD: Fed Ex	DATE SHIPPED:	AIRBILL NUMBER:
COC NUMBER:	SIGNATURE:	DATE SIGNED:



WATER SAMPLE LOG

PROJECT NAME: Ripon FF/NN Landfill	PREPARED	CHECKED
PROJECT NUMBER: 378957 Phase 1 Task 2	BY: <u>AAS</u> JAR	DATE: <u>4/27/20</u>


SAMPLE ID: P-115	WELL DIAMETER: <input checked="" type="checkbox"/> 2" <input type="checkbox"/> 4" <input type="checkbox"/> 6" <input type="checkbox"/> OTHER
WELL MATERIAL: <input checked="" type="checkbox"/> PVC <input type="checkbox"/> SS <input type="checkbox"/> IRON <input type="checkbox"/> GALVANIZED STEEL <input type="checkbox"/> OTHER	
SAMPLE TYPE: <input checked="" type="checkbox"/> GW <input checked="" type="checkbox"/> WW <input checked="" type="checkbox"/> SW <input type="checkbox"/> DI <input type="checkbox"/> LEACHATE <input type="checkbox"/> OTHER	

PURGING	TIME: <u>1222</u>	DATE: <u>4/27/20</u>	SAMPLE	TIME: <u>1252</u>	DATE: <u>4/27/20</u>
PURGE METHOD: <input checked="" type="checkbox"/> PUMP <input type="checkbox"/> BAILER	BLADDER PUMP (QED)		PH: <u>7.39</u> SU	CONDUCTIVITY: <u>645.2</u> umhos/cm	
DEPTH TO WATER: <u>21.85</u> T/ PVC			DO: <u>0.33</u> mg/l	Eh: <u>-60.7</u> MV	
DEPTH TO BOTTOM: <u>179.57</u> T/ PVC			TURBIDITY: _____ NTU		
WELL VOLUME: _____ LITERS <input type="checkbox"/> GALLONS			<input type="checkbox"/> NONE <input checked="" type="checkbox"/> SLIGHT <input type="checkbox"/> MODERATE <input type="checkbox"/> VERY		
VOLUME REMOVED: _____ LITERS <input type="checkbox"/> GALLONS			TEMPERATURE: <u>9.41</u> °C OTHER: _____		
COLOR: <u>clear</u> ODOR: <u>none</u>			COLOR: <u>clear</u> ODOR: <u>none</u>		
TURBIDITY: <input type="checkbox"/> NONE <input type="checkbox"/> SLIGHT <input type="checkbox"/> MODERATE <input type="checkbox"/> VERY			FILTRATE (0.45 um) <input checked="" type="checkbox"/> YES <input type="checkbox"/> NO		
DISPOSAL METHOD <input type="checkbox"/> GROUND <input type="checkbox"/> DRUM <input checked="" type="checkbox"/> OTHER			FILTRATE COLOR: <u>clear</u> FILTRATE ODOR: <u>none</u>		
			QC SAMPLE: <input type="checkbox"/> MS/MSD <input type="checkbox"/> DUP-		
COMMENTS:					

TIME	PURGE RATE (ML/MIN)	TEMPERATURE (°C)	CONDUCTIVITY (umhos/cm)	D.O. (mg/L)	pH (SU)	ORP (mV)	TURBIDITY (NTU)	WATER LEVEL (FEET)	CUMULATIVE PURGE VOLUME (GAL OR L)
1222	200	9.21	643.3	1.73	7.33	-35.9	slight	21.85	INITIAL
1227	200	9.23	639.5	1.01	7.55	-38.5	slight	21.91	1L
1232	200	9.28	554.5	0.60	7.40	-38.4	slight	21.91	2L
1237	200	9.34	606.7	0.45	7.40	-50.5	slight	21.92	3L
1242	200	9.34	636.3	0.40	7.39	-56.9	slight	21.92	4L
1247	200	9.37 ^{9.37}	643.6	0.35	7.39	-59.3	slight	21.92	5L
1252	200	9.41	645.2	0.33	7.39	-60.7	slight	21.92	6L
Proceed to Sample									

BOTTLES FILLED		PRESERVATIVE CODES A - NONE B - HNO3 C - H2SO4 D - NaOH E - HCL F - _____								
NUMBER	SIZE	TYPE	PRESERVATIVE	FILTERED	NUMBER	SIZE	TYPE	PRESERVATIVE	FILTERED	
1	125 mL	PLASTIC	C	<input type="checkbox"/> Y <input checked="" type="checkbox"/> N					<input type="checkbox"/> Y <input type="checkbox"/> N	
1	125 mL	PLASTIC	A	<input type="checkbox"/> Y <input checked="" type="checkbox"/> N					<input type="checkbox"/> Y <input type="checkbox"/> N	
1	250 mL	PLASTIC	B	<input checked="" type="checkbox"/> Y <input type="checkbox"/> N					<input type="checkbox"/> Y <input type="checkbox"/> N	
3	40 mL	VOA	E	<input type="checkbox"/> Y <input checked="" type="checkbox"/> N					<input type="checkbox"/> Y <input type="checkbox"/> N	
				<input type="checkbox"/> Y <input type="checkbox"/> N					<input type="checkbox"/> Y <input type="checkbox"/> N	

SHIPPING METHOD: _____	DATE SHIPPED: _____
SIGNATURE: _____	DATE SIGNED: _____



WATER SAMPLE LOG

PROJECT NAME: Ripon FF/NN Landfill	PREPARED	CHECKED
PROJECT NUMBER: 378957.0001.0002	BY: <u>JAR</u> DATE: <u>4/27/20</u>	BY: _____ DATE: _____

SAMPLE ID: <u>P-116</u>	WELL DIAMETER: <input checked="" type="checkbox"/> 2" <input type="checkbox"/> 4" <input type="checkbox"/> 6" <input type="checkbox"/> OTHER
<input checked="" type="checkbox"/> PVC <input type="checkbox"/> SS <input type="checkbox"/> IRON <input type="checkbox"/> OTHER	
SAMPLE TYPE: <input checked="" type="checkbox"/> GW <input type="checkbox"/> WW <input type="checkbox"/> SW <input type="checkbox"/> DI <input type="checkbox"/> LEACHATE <input type="checkbox"/> OTHER	

PURGING	TIME: _____	DATE: <u>4/27/20</u>	SAMPLE	TIME: <u>11:57</u>	DATE: <u>4/27/20</u>
PURGE METHOD:	<input checked="" type="checkbox"/> PUMP BLADDER PUMP (QED)		PH: <u>7.61</u> SU	CONDUCTIVITY: <u>532.23</u> umhos/cm	
	<input type="checkbox"/> BAILER BAILER (DISPOSABLE)		ORP: <u>21.6</u> mv	DO: <u>0.50</u> mg/L	
DEPTH TO WATER: <u>25.61</u> TI PVC			TURBIDITY: <u>NA</u> NTU		
DEPTH TO BOTTOM: <u>163.19</u> TI PVC			<input type="checkbox"/> NONE <input checked="" type="checkbox"/> SLIGHT <input type="checkbox"/> MODERATE <input checked="" type="checkbox"/> VERY		
WELL VOLUME: <u>NA</u> <input type="checkbox"/> LITERS <input checked="" type="checkbox"/> GALLONS			TEMPERATURE: _____ °C OTHER: _____		
VOLUME REMOVED: _____ <input type="checkbox"/> LITERS <input checked="" type="checkbox"/> GALLONS			COLOR: <u>Red/Brown</u> ODOR: <u>none</u>		
COLOR: <u>Reddish/Brown</u> ODOR: <u>none</u>			FILTRATE (0.45 um) <input checked="" type="checkbox"/> YES <input type="checkbox"/> NO		
TURBIDITY: <u>NA</u>			FILTRATE COLOR: <u>clear</u> FILTRATE ODOR: <u>none</u>		
<input type="checkbox"/> NONE <input type="checkbox"/> SLIGHT <input type="checkbox"/> MODERATE <input checked="" type="checkbox"/> VERY			QC SAMPLE: <input type="checkbox"/> MS/MSD <input type="checkbox"/> DUP-1		
DISPOSAL METHOD: <input type="checkbox"/> GROUND <input type="checkbox"/> DRUM <input checked="" type="checkbox"/> OTHER			COMMENTS:		


TIME	PURGE RATE (ML/MIN)	PH (SU)	CONDUCTIVITY (umhos/cm)	ORP (mV)	D.O. (mg/L)	TURBIDITY (NTU)	TEMPERATURE (°C)	WATER LEVEL (FEET)	CUMULATIVE PURGE VOLUME (GAL OR L)
<u>11:37</u>	<u>250</u>	<u>7.68</u>	<u>575.74</u>	<u>31.0</u>	<u>0.73</u>	<u>Strong</u>	<u>9.66</u>	<u>25.61</u>	INITIAL
<u>11:42</u>	<u>250</u>	<u>7.68</u>	<u>534.72</u>	<u>30.2</u>	<u>0.64</u>	<u>Strong</u>	<u>9.65</u>	<u>26.01</u>	
<u>11:47</u>	<u>250</u>	<u>7.68</u>	<u>535.53</u>	<u>28.1</u>	<u>0.56</u>	<u>Strong</u>	<u>9.65</u>	<u>26.01</u>	
<u>11:52</u>	<u>250</u>	<u>7.68</u>	<u>532.58</u>	<u>21.7</u>	<u>0.50</u>	<u>Strong</u>	<u>9.61</u>	<u>26.01</u>	
<u>11:57</u>	<u>250</u>	<u>7.61</u>	<u>532.23</u>	<u>21.6</u>	<u>0.50</u>	<u>Strong</u>	<u>9.55</u>	<u>26.01</u>	

NOTE: STABILIZATION TEST IS COMPLETE WHEN 3 SUCCESSIVE READINGS ARE WITHIN THE FOLLOWING LIMITS:

pH: +/- 0.1 COND.: % ORP: +/- 10 D.O.: % 10 TURB: +/- 10 ORP +/- 10 TEMP.: %

BOTTLES FILLED		PRESERVATIVE CODES								
NUMBER	SIZE	TYPE	PRESERVATIVE	FILTERED	NUMBER	SIZE	TYPE	PRESERVATIVE	FILTERED	
<u>3</u>	<u>40ml</u>	<u>VOA</u>	<u>E</u>	<input type="checkbox"/> Y <input checked="" type="checkbox"/> N	<u>1</u>	<u>250</u>	<u>PL</u>	<u>B</u>	<input checked="" type="checkbox"/> Y <input type="checkbox"/> N	
<u>1</u>	<u>125ml</u>	<u>PL</u>	<u>A</u>	<input type="checkbox"/> Y <input checked="" type="checkbox"/> N					<input type="checkbox"/> Y <input type="checkbox"/> N	
<u>1</u>	<u>125ml</u>	<u>PL</u>	<u>C</u>	<input type="checkbox"/> Y <input checked="" type="checkbox"/> N					<input type="checkbox"/> Y <input type="checkbox"/> N	

SHIPPING METHOD: <u>Fed Ex</u>	DATE SHIPPED: _____	AIRBILL NUMBER: _____
COC NUMBER: _____	SIGNATURE: _____	DATE SIGNED: _____



WATER SAMPLE LOG

PROJECT NAME: Ripon FF/NN Landfill	PREPARED	CHECKED
PROJECT NUMBER: 378957.0001.0002	BY: <u>SAR</u> DATE: <u>4/27/20</u>	BY: _____ DATE: _____

SAMPLE ID: <u>P-117</u>	WELL DIAMETER: <input checked="" type="checkbox"/> 2" <input type="checkbox"/> 4" <input type="checkbox"/> 6" <input type="checkbox"/> OTHER
<input checked="" type="checkbox"/> PVC <input type="checkbox"/> SS <input type="checkbox"/> IRON <input type="checkbox"/> OTHER	
SAMPLE TYPE: <input checked="" type="checkbox"/> GW <input type="checkbox"/> WW <input type="checkbox"/> SW <input type="checkbox"/> DI <input type="checkbox"/> LEACHATE <input type="checkbox"/> OTHER	

PURGING	TIME: <u>13:48</u>	DATE: <u>4/27/20</u>	SAMPLE	TIME: <u>14:13</u>	DATE: <u>4/27/20</u>		
PURGE METHOD:	<input checked="" type="checkbox"/> PUMP	BLADDER PUMP (OED)		PH: <u>7.48</u>	SU	CONDUCTIVITY: <u>760.22</u>	umhos/cm
	<input type="checkbox"/> BAILER	BAILER (DISPOSABLE)		ORP: <u>-17.9</u>	mv	DO: <u>0.70</u>	mg/L
DEPTH TO WATER:	<u>140.50</u> TI PVC		TURBIDITY:	<u>NTA</u> NTU			
DEPTH TO BOTTOM:	<u>165.54</u> TI PVC		<input type="checkbox"/> NONE <input checked="" type="checkbox"/> SLIGHT <input type="checkbox"/> MODERATE <input type="checkbox"/> VERY				
WELL VOLUME:	<u>NA</u>	<input type="checkbox"/> LITERS	<input checked="" type="checkbox"/> GALLONS	TEMPERATURE:	<u>9.66</u>	°C OTHER: _____	
VOLUME REMOVED:	<u>6L</u>	<input checked="" type="checkbox"/> LITERS	<input checked="" type="checkbox"/> GALLONS	COLOR:	<u>Clear</u>	ODOR: <u>none</u>	
COLOR:	<u>clear</u>	ODOR: <u>none</u>		FILTRATE (0.45 um)	<input checked="" type="checkbox"/> YES	<input type="checkbox"/> NO	
TURBIDITY:	<u>NTA</u>	<input type="checkbox"/> NONE <input checked="" type="checkbox"/> SLIGHT <input type="checkbox"/> MODERATE <input type="checkbox"/> VERY		FILTRATE COLOR:	<u>clear</u>	FILTRATE ODOR: <u>none</u>	
DISPOSAL METHOD:	<input type="checkbox"/> GROUND <input type="checkbox"/> DRUM <input checked="" type="checkbox"/> OTHER		COMMENTS:				


TIME	PURGE RATE (ML/MIN)	PH (SU)	CONDUCTIVITY (umhos/cm)	ORP (mV)	D.O. (mg/L)	TURBIDITY (NTU)	TEMPERATURE (°C)	WATER LEVEL (FEET)	CUMULATIVE PURGE VOLUME (GAL OR L)
<u>13:48</u>	<u>200</u>	<u>7.70</u>	<u>756.50</u>	<u>11.8</u>	<u>4.72</u>	<u>Slight</u>	<u>9.51</u>	<u>14.50</u>	INITIAL 1L
<u>13:53</u>	<u>200</u>	<u>7.52</u>	<u>758.68</u>	<u>-16.8</u>	<u>1.82</u>	<u>Slight</u>	<u>9.60</u>	<u>14.61</u>	<u>2L</u>
<u>13:58</u>	<u>200</u>	<u>7.48</u>	<u>762.29</u>	<u>-15.9</u>	<u>1.30</u>	<u>Slight</u>	<u>9.61</u>	<u>14.61</u>	<u>3L</u>
<u>14:03</u>	<u>200</u>	<u>7.48</u>	<u>760.21</u>	<u>-16.6</u>	<u>1.02</u>	<u>Slight</u>	<u>9.64</u>	<u>14.61</u>	<u>4L</u>
<u>14:08</u>	<u>200</u>	<u>7.48</u>	<u>759.00</u>	<u>-17.4</u>	<u>0.83</u>	<u>Slight</u>	<u>9.65</u>	<u>14.61</u>	<u>5L</u>
<u>14:13</u>	<u>200</u>	<u>7.48</u>	<u>760.22</u>	<u>-17.9</u>	<u>0.70</u>	<u>Slight</u>	<u>9.66</u>	<u>14.61</u>	<u>6L</u>

NOTE: STABILIZATION TEST IS COMPLETE WHEN 3 SUCCESSIVE READINGS ARE WITHIN THE FOLLOWING LIMITS:

pH: +/- 0.1 COND.: % ORP: +/- 10 D.O.: % 10 TURB: +/- 10 ORP +/- 10 TEMP.: %

BOTTLES FILLED		PRESERVATIVE CODES								
NUMBER	SIZE	TYPE	PRESERVATIVE	FILTERED	NUMBER	SIZE	TYPE	PRESERVATIVE	FILTERED	
<u>3</u>	<u>40ml</u>	<u>VOL</u>	<u>E</u>	<input type="checkbox"/> Y <input checked="" type="checkbox"/> N	<u>1</u>	<u>250ml</u>	<u>P1</u>	<u>B</u>	<input checked="" type="checkbox"/> Y <input type="checkbox"/> N	
<u>1</u>	<u>125ml</u>	<u>PL</u>	<u>A</u>	<input type="checkbox"/> Y <input checked="" type="checkbox"/> N					<input type="checkbox"/> Y <input type="checkbox"/> N	
<u>1</u>	<u>125ml</u>	<u>PL</u>	<u>C</u>	<input type="checkbox"/> Y <input checked="" type="checkbox"/> N					<input type="checkbox"/> Y <input type="checkbox"/> N	

SHIPPING METHOD: <u>Fed Ex</u>	DATE SHIPPED: _____	AIRBILL NUMBER: _____
COC NUMBER: _____	SIGNATURE: _____	DATE SIGNED: _____



WATER SAMPLE LOG

PROJECT NAME: Ripon FF/NN Landfill	PREPARED	CHECKED
PROJECT NUMBER: 378957.0001.0002	BY: SAR	DATE: 4/27/20

SAMPLE ID: P-118	WELL DIAMETER: <input checked="" type="checkbox"/> 2" <input type="checkbox"/> 4" <input type="checkbox"/> 6" <input type="checkbox"/> OTHER
<input checked="" type="checkbox"/> PVC <input type="checkbox"/> SS <input type="checkbox"/> IRON <input type="checkbox"/> OTHER	
SAMPLE TYPE: <input checked="" type="checkbox"/> GW <input type="checkbox"/> WW <input type="checkbox"/> SW <input type="checkbox"/> DI <input type="checkbox"/> LEACHATE <input type="checkbox"/> OTHER	

PURGING	TIME: 14:35	DATE: 4/27/20	SAMPLE	TIME: 15:00	DATE: 4/27/20
PURGE METHOD:	<input checked="" type="checkbox"/> PUMP	BLADDER PUMP (QED)	PH: 7.70	SU	CONDUCTIVITY: 597.14 umhos/cm
	<input type="checkbox"/> BAILER	BAILER (DISPOSABLE)	ORP: -15.9	mv	DO: 0.47 mg/L
DEPTH TO WATER:	7.33 TI PVC		TURBIDITY:	NA NTU	
DEPTH TO BOTTOM:	167.44 TI PVC			<input type="checkbox"/> NONE <input checked="" type="checkbox"/> SLIGHT <input type="checkbox"/> MODERATE <input type="checkbox"/> VERY	
WELL VOLUME:	NA <input type="checkbox"/> LITERS <input checked="" type="checkbox"/> GALLONS		TEMPERATURE:	9.49 °C OTHER:	
VOLUME REMOVED:	6L <input type="checkbox"/> LITERS <input checked="" type="checkbox"/> GALLONS		COLOR:	clear	
COLOR:	clear		ODOR:	NONE	
TURBIDITY:	NA		FILTRATE (0.45 um)	<input checked="" type="checkbox"/> YES <input type="checkbox"/> NO	
	<input type="checkbox"/> NONE <input checked="" type="checkbox"/> SLIGHT <input type="checkbox"/> MODERATE <input type="checkbox"/> VERY		FILTRATE COLOR:	clear	
DISPOSAL METHOD:	<input type="checkbox"/> GROUND <input type="checkbox"/> DRUM <input checked="" type="checkbox"/> OTHER		FILTRATE ODOR:	NONE	
			QC SAMPLE:	<input type="checkbox"/> MS/MSD <input type="checkbox"/> DUP-1	
COMMENTS:					

TIME	PURGE RATE (ML/MIN)	PH (SU)	CONDUCTIVITY (umhos/cm)	ORP (mV)	D.O. (mg/L)	TURBIDITY (NTU)	TEMPERATURE (°C)	WATER LEVEL (FEET)	CUMULATIVE PURGE VOLUME (GAL OR L)
14:35	200	7.97	0.0	33.9	10.20	Slight	10.13	7.33	INITIAL 1L
14:40	200	7.75	581.17	-1.4	4.35	Slight	9.25	7.38	7.33 2L
14:45	200	7.70	593.88	-23.4	0.86	Slight	9.24	7.38	9L
14:50	200	7.69	595.28	-19.5	0.56	Slight	9.32	7.38	4L
14:55	200	7.69	596.77	-21.6	0.47	Slight	9.41	7.38	5L
15:00	200	7.70	597.14	-15.9	0.47	Slight	9.49	7.38	6L

NOTE: STABILIZATION TEST IS COMPLETE WHEN 3 SUCCESSIVE READINGS ARE WITHIN THE FOLLOWING LIMITS:

pH: +/- 0.1 COND.: % ORP: +/- 10 D.O.: % 10 TURB: +/- 10 ORP +/- 10 TEMP.: %

BOTTLES FILLED		PRESERVATIVE CODES							
NUMBER	SIZE	TYPE	PRESERVATIVE	FILTERED	NUMBER	SIZE	TYPE	PRESERVATIVE	FILTERED
3	40ml	VOR	E	<input type="checkbox"/> Y <input checked="" type="checkbox"/> N	1	250	PI	B	<input checked="" type="checkbox"/> Y <input type="checkbox"/> N
1	125ml	PL	A	<input type="checkbox"/> Y <input checked="" type="checkbox"/> N					<input type="checkbox"/> Y <input type="checkbox"/> N
1	125ml	PL	C	<input type="checkbox"/> Y <input checked="" type="checkbox"/> N					<input type="checkbox"/> Y <input type="checkbox"/> N

SHIPPING METHOD: Fed Ex	DATE SHIPPED:	AIRBILL NUMBER:
COC NUMBER:	SIGNATURE:	DATE SIGNED:



WATER SAMPLE LOG

PROJECT NAME: Ripon FF/NN Landfill	PREPARED	CHECKED
PROJECT NUMBER: 378957 Phase 1 Task 2	BY: <u>AAS/JAR</u>	DATE: <u>4/27/20</u>

SAMPLE ID: MW-3A	WELL DIAMETER: <input checked="" type="checkbox"/> 2" <input type="checkbox"/> 4" <input type="checkbox"/> 6" <input type="checkbox"/> OTHER
WELL MATERIAL: <input checked="" type="checkbox"/> PVC <input type="checkbox"/> SS <input type="checkbox"/> IRON <input type="checkbox"/> GALVANIZED STEEL <input type="checkbox"/> OTHER	
SAMPLE TYPE: <input checked="" type="checkbox"/> GW <input checked="" type="checkbox"/> VVW <input checked="" type="checkbox"/> SW <input type="checkbox"/> DI <input type="checkbox"/> LEACHATE <input type="checkbox"/> OTHER	

PURGING	TIME: <u>1458</u>	DATE: <u>4/27/20</u>	SAMPLE	TIME: <u>1523</u>	DATE: <u>4/27/20</u>
PURGE METHOD: <input checked="" type="checkbox"/> PUMP <input type="checkbox"/> BAILER	BLADDER PUMP (QED)		PH: <u>7.56</u> SU	CONDUCTIVITY: <u>570.5</u> umhos/cm	
DEPTH TO WATER: <u>28.90</u> T/ PVC			TURBIDITY: _____ NTU		
DEPTH TO BOTTOM: <u>280.1</u> T/ PVC			<input type="checkbox"/> NONE <input checked="" type="checkbox"/> SLIGHT <input type="checkbox"/> MODERATE <input type="checkbox"/> VERY		
WELL VOLUME: _____ LITERS <input type="checkbox"/> GALLONS			TEMPERATURE: <u>9.27</u> °C OTHER: _____		
VOLUME REMOVED: _____ LITERS <input type="checkbox"/> GALLONS			COLOR: <u>clear</u> ODOR: <u>none</u>		
COLOR: <u>clear</u> ODOR: <u>sulfur</u>			FILTRATE (0.45 um) <input checked="" type="checkbox"/> YES <input type="checkbox"/> NO		
TURBIDITY: <input type="checkbox"/> NONE <input checked="" type="checkbox"/> SLIGHT <input type="checkbox"/> MODERATE <input type="checkbox"/> VERY			FILTRATE COLOR: <u>clear</u> FILTRATE ODOR: <u>none</u>		
DISPOSAL METHOD <input type="checkbox"/> GROUND <input type="checkbox"/> DRUM <input checked="" type="checkbox"/> OTHER			QC SAMPLE: <input type="checkbox"/> MS/MSD <input type="checkbox"/> DUP-		
COMMENTS:					

TIME	PURGE RATE (ML/MIN)	TEMPERATURE (°C)	CONDUCTIVITY (umhos/cm)	D.O. (mg/L)	pH (SU)	ORP (mV)	TURBIDITY (NTU)	WATER LEVEL (FEET)	CUMULATIVE PURGE VOLUME (GAL OR L)
<u>1458</u>	<u>200</u>	<u>8.98</u>	<u>569.5</u>	<u>2.78</u>	<u>7.61</u>	<u>-50.3</u>	<u>slight</u>	<u>28.90</u>	INITIAL
<u>1503</u>	<u>200</u>	<u>9.14</u>	<u>570.6</u>	<u>1.89</u>	<u>7.60</u>	<u>-53.7</u>	<u>slight</u>	<u>29.70</u>	<u>1L</u>
<u>1508</u>	<u>200</u>	<u>9.20</u>	<u>570.9</u>	<u>1.93</u>	<u>7.58</u>	<u>-47.9</u>	<u>slight</u>	<u>29.70</u>	<u>2L</u>
<u>1513</u>	<u>200</u>	<u>9.23</u>	<u>570.5</u>	<u>1.58</u>	<u>7.58</u>	<u>-41.6</u>	<u>slight</u>	<u>29.70</u>	<u>3L</u>
<u>1518</u>	<u>200</u>	<u>9.23</u>	<u>571.0</u>	<u>1.59</u>	<u>7.57</u>	<u>-37.1</u>	<u>slight</u>	<u>29.70</u>	<u>4L</u>
<u>1523</u>	<u>200</u>	<u>9.27</u>	<u>570.5</u>	<u>1.65</u>	<u>7.56</u>	<u>-33.9</u>	<u>slight</u>	<u>29.70</u>	<u>5L</u>
<u>Proceed to Sample</u>									

BOTTLES FILLED		PRESERVATIVE CODES A - NONE B - HNO3 C - H2SO4 D - NaOH E - HCL F - _____								
NUMBER	SIZE	TYPE	PRESERVATIVE	FILTERED	NUMBER	SIZE	TYPE	PRESERVATIVE	FILTERED	
1	125 mL	PLASTIC	C	<input type="checkbox"/> Y <input checked="" type="checkbox"/> N					<input type="checkbox"/> Y <input type="checkbox"/> N	
1	125 mL	PLASTIC	A	<input type="checkbox"/> Y <input checked="" type="checkbox"/> N					<input type="checkbox"/> Y <input type="checkbox"/> N	
1	250 mL	PLASTIC	B	<input checked="" type="checkbox"/> Y <input type="checkbox"/> N					<input type="checkbox"/> Y <input type="checkbox"/> N	
3	40 mL	VOA	E	<input type="checkbox"/> Y <input checked="" type="checkbox"/> N					<input type="checkbox"/> Y <input type="checkbox"/> N	
				<input type="checkbox"/> Y <input type="checkbox"/> N					<input type="checkbox"/> Y <input type="checkbox"/> N	

SHIPPING METHOD: _____	DATE SHIPPED: _____
SIGNATURE: _____	DATE SIGNED: _____



WATER SAMPLE LOG

PROJECT NAME: Ripon FF/NN Landfill	PREPARED	CHECKED
PROJECT NUMBER: 378957 Phase 1 Task 2	BY: AAS / JAR	DATE: 4/27 /20

SAMPLE ID: MW-3B	WELL DIAMETER: <input checked="" type="checkbox"/> 2" <input type="checkbox"/> 4" <input type="checkbox"/> 6" <input type="checkbox"/> OTHER
WELL MATERIAL: <input checked="" type="checkbox"/> PVC <input type="checkbox"/> SS <input type="checkbox"/> IRON <input type="checkbox"/> GALVANIZED STEEL <input type="checkbox"/> OTHER	
SAMPLE TYPE: <input checked="" type="checkbox"/> GW <input checked="" type="checkbox"/> WW <input checked="" type="checkbox"/> SW <input type="checkbox"/> DI <input type="checkbox"/> LEACHATE <input type="checkbox"/> OTHER	

PURGING	TIME: 1349	DATE: 4/27 /20	SAMPLE	TIME: 1424	DATE: 4/27 /20
PURGE METHOD: <input checked="" type="checkbox"/> PUMP <input type="checkbox"/> BLADDER PUMP (QED) <input type="checkbox"/> BAILER			PH: 7.54 SU	CONDUCTIVITY: 698.0 umhos/cm	
			DO: 0.21 mg/l	Eh: -72.1 MV	
DEPTH TO WATER: 28.65 T/ PVC			TURBIDITY: _____ NTU		
DEPTH TO BOTTOM: 185.72 T/ PVC			<input type="checkbox"/> NONE <input checked="" type="checkbox"/> SLIGHT <input type="checkbox"/> MODERATE <input type="checkbox"/> VERY		
WELL VOLUME: -- <input type="checkbox"/> LITERS <input type="checkbox"/> GALLONS			TEMPERATURE: 9.08 °C OTHER: _____		
VOLUME REMOVED: _____ <input type="checkbox"/> LITERS <input checked="" type="checkbox"/> GALLONS			COLOR: Clear		
COLOR: Clear			ODOR: Sulfur		
TURBIDITY: <input type="checkbox"/> NONE <input checked="" type="checkbox"/> SLIGHT <input type="checkbox"/> MODERATE <input type="checkbox"/> VERY			FILTRATE (0.45 um) <input checked="" type="checkbox"/> YES <input type="checkbox"/> NO		
DISPOSAL METHOD <input type="checkbox"/> GROUND <input type="checkbox"/> DRUM <input checked="" type="checkbox"/> OTHER			FILTRATE COLOR: _____		
			FILTRATE ODOR: _____		
			QC SAMPLE: <input type="checkbox"/> MS/MSD <input type="checkbox"/> DUP-		
COMMENTS:					

TIME	PURGE RATE (ML/MIN)	TEMPERATURE (°C)	CONDUCTIVITY (umhos/cm)	D.O. (mg/L)	pH (SU)	ORP (mV)	TURBIDITY (NTU)	WATER LEVEL (FEET)	CUMULATIVE PURGE VOLUME (GAL OR L)
1349	200	8.94	465.5	0.75	7.71	-82.0	Slight	28.65	INITIAL
1354	200	8.96	595.8	0.40	7.67	-145.6	Slight	28.69	1L
1359	200	8.99	695.5	0.26	7.59	-126.1	Slight	29.65	2L
1404	200	9.00	700.4	0.23	7.57	-100.4	Slight	28.65	3L
1409	200	9.03	700.0	0.22	7.56	-87.1	Slight	28.65	4L
1414	200	9.04	699.7	0.21	7.55	-79.6	Slight	28.65	5L
1419	200	9.07	699.4	0.21	7.54	-75.1	Slight	28.66	6L
1424	200	9.08	698.0	0.21	7.54	-72.1	Slight	28.66	7L
Proceed to Sample									

BOTTLES FILLED		PRESERVATIVE CODES A - NONE B - HNO3 C - H2SO4 D - NaOH E - HCL F - _____							
NUMBER	SIZE	TYPE	PRESERVATIVE	FILTERED	NUMBER	SIZE	TYPE	PRESERVATIVE	FILTERED
1	125 mL	PLASTIC	C	<input type="checkbox"/> Y <input checked="" type="checkbox"/> N					<input type="checkbox"/> Y <input type="checkbox"/> N
1	125 mL	PLASTIC	A	<input type="checkbox"/> Y <input checked="" type="checkbox"/> N					<input type="checkbox"/> Y <input type="checkbox"/> N
1	250 mL	PLASTIC	B	<input checked="" type="checkbox"/> Y <input type="checkbox"/> N					<input type="checkbox"/> Y <input type="checkbox"/> N
3	40 mL	VOA	E	<input type="checkbox"/> Y <input checked="" type="checkbox"/> N					<input type="checkbox"/> Y <input type="checkbox"/> N
				<input type="checkbox"/> Y <input type="checkbox"/> N					<input type="checkbox"/> Y <input type="checkbox"/> N

SHIPPING METHOD: _____	DATE SHIPPED: _____
SIGNATURE: _____	DATE SIGNED: _____



WATER SAMPLE LOG

PROJECT NAME: Ripon FF/NN Landfill	PREPARED	CHECKED
PROJECT NUMBER: 378957 Phase 1 Task 2	BY: <u>AAS / JAR</u>	DATE: <u>4/28/20</u>

SAMPLE ID: Rohde		WELL DIAMETER: <input checked="" type="checkbox"/> 2" <input type="checkbox"/> 4" <input type="checkbox"/> 6" <input type="checkbox"/> OTHER	
WELL MATERIAL: <input checked="" type="checkbox"/> PVC <input type="checkbox"/> SS <input type="checkbox"/> IRON <input type="checkbox"/> GALVANIZED STEEL <input type="checkbox"/> OTHER			
SAMPLE TYPE: <input checked="" type="checkbox"/> GW <input checked="" type="checkbox"/> WW <input checked="" type="checkbox"/> SW <input type="checkbox"/> DI <input type="checkbox"/> LEACHATE <input type="checkbox"/> OTHER			

PURGING	TIME: <u>7:55 10:15</u>	DATE: <u>4/28/20</u>	SAMPLE	TIME: <u>10:27</u>	DATE: <u>4/28/20</u>
PURGE METHOD: <input checked="" type="checkbox"/> PUMP <input type="checkbox"/> BAILER	BLADDER PUMP (QED) <u>well purg</u>		PH: <u>6.98</u> SU	CONDUCTIVITY: <u>434.2</u> umhos/cm	
DEPTH TO WATER: _____ T/ PVC <u>10 gal/min</u>			TURBIDITY: _____ NTU		
DEPTH TO BOTTOM: _____ T/ PVC			<input checked="" type="checkbox"/> NONE <input type="checkbox"/> SLIGHT <input type="checkbox"/> MODERATE <input type="checkbox"/> VERY		
WELL VOLUME: _____ <input type="checkbox"/> LITERS <input type="checkbox"/> GALLONS			TEMPERATURE: <u>12.22</u> °C OTHER: _____		
VOLUME REMOVED: <u>80</u> <input type="checkbox"/> LITERS <input checked="" type="checkbox"/> GALLONS			COLOR: <u>clear</u> ODOR: <u>non</u>		
COLOR: <u>11. Orange (rusty)</u> ODOR: <u>non</u>			FILTRATE (0.45 um) <input checked="" type="checkbox"/> YES <input type="checkbox"/> NO		
TURBIDITY <input type="checkbox"/> NONE <input checked="" type="checkbox"/> SLIGHT <input type="checkbox"/> MODERATE <input type="checkbox"/> VERY			FILTRATE COLOR: <u>clear</u> FILTRATE ODOR: <u>non</u>		
DISPOSAL METHOD <input type="checkbox"/> GROUND <input type="checkbox"/> DRUM <input checked="" type="checkbox"/> OTHER			QC SAMPLE: <input type="checkbox"/> MS/MSD <input type="checkbox"/> DUP-		
COMMENTS:					

Sample

TIME	PURGE RATE (ML/MIN)	TEMPERATURE (°C)	CONDUCTIVITY (umhos/cm)	D.O (mg/L)	pH (SU)	ORP (mV)	TURBIDITY (NTU)	WATER LEVEL (FEET)	CUMULATIVE PURGE VOLUME (GAL OR L)
<u>10:27</u>		<u>12.22</u>	<u>434.2</u>	<u>1.86</u>	<u>6.98</u>	<u>8.9</u>	<u>non</u>	<u>✓</u>	INITIAL

BOTTLES FILLED		PRESERVATIVE CODES A - NONE B - HNO3 C - H2SO4 D - NaOH E - HCL F - _____								
NUMBER	SIZE	TYPE	PRESERVATIVE	FILTERED	NUMBER	SIZE	TYPE	PRESERVATIVE	FILTERED	
1	125 mL	PLASTIC	C	<input type="checkbox"/> Y <input checked="" type="checkbox"/> N					<input type="checkbox"/> Y <input type="checkbox"/> N	
1	125 mL	PLASTIC	A	<input type="checkbox"/> Y <input checked="" type="checkbox"/> N					<input type="checkbox"/> Y <input type="checkbox"/> N	
1	250 mL	PLASTIC	B	<input checked="" type="checkbox"/> Y <input type="checkbox"/> N					<input type="checkbox"/> Y <input type="checkbox"/> N	
3	40 mL	VOA	E	<input type="checkbox"/> Y <input checked="" type="checkbox"/> N					<input type="checkbox"/> Y <input type="checkbox"/> N	
				<input type="checkbox"/> Y <input type="checkbox"/> N					<input type="checkbox"/> Y <input type="checkbox"/> N	

SHIPPING METHOD: _____	DATE SHIPPED: _____	
	SIGNATURE: _____	DATE SIGNED: _____



WATER SAMPLE LOG

PROJECT NAME: Ripon FF/NN Landfill	PREPARED	CHECKED
PROJECT NUMBER: 378957 Phase 1 Task 2	BY: AAS JAR	DATE: 4/28/20

SAMPLE ID: LC-1	WELL DIAMETER: <input checked="" type="checkbox"/> 2" <input checked="" type="checkbox"/> 4" <input type="checkbox"/> 6" <input type="checkbox"/> OTHER
WELL MATERIAL: <input checked="" type="checkbox"/> PVC <input type="checkbox"/> SS <input type="checkbox"/> IRON <input type="checkbox"/> GALVANIZED STEEL <input type="checkbox"/> OTHER	
SAMPLE TYPE: <input checked="" type="checkbox"/> GW <input checked="" type="checkbox"/> VV <input checked="" type="checkbox"/> SW <input type="checkbox"/> DI <input checked="" type="checkbox"/> LEACHATE <input type="checkbox"/> OTHER	


updated by A.Stehn 1/5/21

PURGING	TIME: 1440	DATE: 4/28/20	SAMPLE	TIME: 1450	DATE: 4/28/20
PURGE METHOD: <input checked="" type="checkbox"/> PUMP BLADDER PUMP (QED) <input checked="" type="checkbox"/> BAILER			PH: _____ SU	CONDUCTIVITY: _____ umhos/cm	
DEPTH TO WATER: 32.45 T/ PVC 33.90'			DO: _____ mg/l	Eh: _____ MV	
DEPTH TO BOTTOM _____ T/ PVC			TURBIDITY: _____ NTU		
WELL VOLUME: _____ <input type="checkbox"/> LITERS <input type="checkbox"/> GALLONS			<input type="checkbox"/> NONE <input type="checkbox"/> SLIGHT <input type="checkbox"/> MODERATE <input type="checkbox"/> VERY		
VOLUME REMOVED: _____ <input type="checkbox"/> LITERS <input checked="" type="checkbox"/> GALLONS			TEMPERATURE: _____ °C	OTHER: _____	
COLOR: <u>Black</u>	ODOR: <u>leachate</u>	FILTRATE (0.45 µm) <input checked="" type="checkbox"/> YES <input type="checkbox"/> NO		ODOR: _____	
TURBIDITY <input type="checkbox"/> NONE <input type="checkbox"/> SLIGHT <input type="checkbox"/> MODERATE <input type="checkbox"/> VERY		FILTRATE COLOR: _____		FILTRATE ODOR: _____	
DISPOSAL METHOD <input type="checkbox"/> GROUND <input type="checkbox"/> DRUM <input checked="" type="checkbox"/> OTHER		QC SAMPLE: <input type="checkbox"/> MS/MSD <input type="checkbox"/> DUP-			
COMMENTS: _____					

TIME	PURGE RATE (ML/MIN)	TEMPERATURE (°C)	CONDUCTIVITY (umhos/cm)	D.O (mg/L)	pH (SU)	ORP (mV)	TURBIDITY (NTU)	WATER LEVEL (FEET)	CUMULATIVE PURGE VOLUME (GAL OR L)
									INITIAL

BOTTLES FILLED		PRESERVATIVE CODES A - NONE B - HNO3 C - H2SO4 D - NaOH E - HCL F - _____							
NUMBER	SIZE	TYPE	PRESERVATIVE	FILTERED	NUMBER	SIZE	TYPE	PRESERVATIVE	FILTERED
1	125 mL	PLASTIC	C	<input type="checkbox"/> Y <input checked="" type="checkbox"/> N					<input type="checkbox"/> Y <input type="checkbox"/> N
1	125 mL	PLASTIC	A	<input type="checkbox"/> Y <input checked="" type="checkbox"/> N					<input type="checkbox"/> Y <input type="checkbox"/> N
1	250 mL	PLASTIC	B	<input checked="" type="checkbox"/> Y <input type="checkbox"/> N					<input type="checkbox"/> Y <input type="checkbox"/> N
3	40 mL	VOA	E	<input type="checkbox"/> Y <input checked="" type="checkbox"/> N					<input type="checkbox"/> Y <input type="checkbox"/> N
				<input type="checkbox"/> Y <input type="checkbox"/> N					<input type="checkbox"/> Y <input type="checkbox"/> N

SHIPPING METHOD: _____	DATE SHIPPED: _____
SIGNATURE: _____	DATE SIGNED: _____



WATER SAMPLE LOG

PROJECT NAME: Ripon FF/NN Landfill	PREPARED	CHECKED
PROJECT NUMBER: 378957.0001.0002	BY: ZAR	DATE: 4/29/20

SAMPLE ID: LC-2	WELL DIAMETER: <input checked="" type="checkbox"/> 2" <input type="checkbox"/> 4" <input type="checkbox"/> 6" <input type="checkbox"/> OTHER
<input checked="" type="checkbox"/> PVC <input type="checkbox"/> SS <input type="checkbox"/> IRON <input type="checkbox"/> OTHER	
SAMPLE TYPE: <input checked="" type="checkbox"/> GW <input type="checkbox"/> WW <input type="checkbox"/> SW <input type="checkbox"/> DI <input type="checkbox"/> LEACHATE <input type="checkbox"/> OTHER	

PURGING	TIME: 13:36	DATE: 4/29/20	SAMPLE	TIME: 13:40	DATE: 4/29/20	
PURGE METHOD:	<input checked="" type="checkbox"/> PUMP	BLADDER PUMP (QED)		PH: NM	SU	CONDUCTIVITY: NM umhos/cm
	<input checked="" type="checkbox"/> BAILER	BAILER (DISPOSABLE)		ORP: NM mv	DO: NM mg/L	
DEPTH TO WATER:	31.66 T/ PVC		TURBIDITY:	_____ NTU		
DEPTH TO BOTTOM:	T/ PVC		<input type="checkbox"/> NONE <input type="checkbox"/> SLIGHT <input type="checkbox"/> MODERATE <input type="checkbox"/> VERY			
WELL VOLUME:	<input type="checkbox"/> LITERS <input checked="" type="checkbox"/> GALLONS		TEMPERATURE:	NM °C OTHER: _____		
VOLUME REMOVED:	NM <input type="checkbox"/> LITERS <input checked="" type="checkbox"/> GALLONS		COLOR:	Black		
COLOR:	Black		ODOR:	Leachate		
TURBIDITY:	NM		FILTRATE (0.45 um)	<input checked="" type="checkbox"/> YES <input type="checkbox"/> NO		
<input type="checkbox"/> NONE <input type="checkbox"/> SLIGHT <input type="checkbox"/> MODERATE <input checked="" type="checkbox"/> VERY			FILTRATE COLOR:	Tan		
DISPOSAL METHOD:	<input type="checkbox"/> GROUND <input type="checkbox"/> DRUM <input checked="" type="checkbox"/> OTHER		FILTRATE ODOR:	Leachate		
			QC SAMPLE:	<input type="checkbox"/> MS/MSD <input type="checkbox"/> DUP-1		
COMMENTS:						


TIME	PURGE RATE (ML/MIN)	PH (SU)	CONDUCTIVITY (umhos/cm)	ORP (mV)	D.O. (mg/L)	TURBIDITY (NTU)	TEMPERATURE (°C)	WATER LEVEL (FEET)	CUMULATIVE PURGE VOLUME (GAL OR L)
									INITIAL

NOTE: STABILIZATION TEST IS COMPLETE WHEN 3 SUCCESSIVE READINGS ARE WITHIN THE FOLLOWING LIMITS:

pH: +/- 0.1 COND.: % ORP: +/- 10 D.O.: % 10 TURB: +/- 10 ORP +/- 10 TEMP.: %

BOTTLES FILLED		PRESERVATIVE CODES												
		A - NONE		B - HNO3		C - H2SO4		D - NaOH		E - HCL		F - _____		
NUMBER	SIZE	TYPE	PRESERVATIVE	FILTERED	NUMBER	SIZE	TYPE	PRESERVATIVE	FILTERED	NUMBER	SIZE	TYPE	PRESERVATIVE	FILTERED
				<input type="checkbox"/> Y <input type="checkbox"/> N					<input type="checkbox"/> Y <input type="checkbox"/> N					<input type="checkbox"/> Y <input type="checkbox"/> N
				<input type="checkbox"/> Y <input type="checkbox"/> N					<input type="checkbox"/> Y <input type="checkbox"/> N					<input type="checkbox"/> Y <input type="checkbox"/> N
				<input type="checkbox"/> Y <input type="checkbox"/> N					<input type="checkbox"/> Y <input type="checkbox"/> N					<input type="checkbox"/> Y <input type="checkbox"/> N

SHIPPING METHOD: Fed Ex	DATE SHIPPED:	AIRBILL NUMBER:
COC NUMBER:	SIGNATURE:	DATE SIGNED:

**WATER SAMPLE LOG**

PROJECT NAME: Ripon FF/NN Landfill	PREPARED	CHECKED
PROJECT NUMBER: 378957.0001.0002	BY: JAR DATE: 4/28/20	BY: _____ DATE: _____
SAMPLE ID: <u>LC-3</u>	WELL DIAMETER: <input checked="" type="checkbox"/> 2" <input type="checkbox"/> 4" <input type="checkbox"/> 6" <input type="checkbox"/> OTHER	
<input checked="" type="checkbox"/> PVC <input type="checkbox"/> SS <input type="checkbox"/> IRON <input type="checkbox"/> OTHER		
SAMPLE TYPE: <input checked="" type="checkbox"/> GW <input type="checkbox"/> WW <input type="checkbox"/> SW <input type="checkbox"/> DI <input type="checkbox"/> LEACHATE <input type="checkbox"/> OTHER		

updated by A.Stehn 1/5/21

PURGING	TIME: <u>14:05</u>	DATE: <u>4/28/20</u>	SAMPLE	TIME: <u>14:09</u>	DATE: <u>4/28/20</u>
PURGE METHOD: <input checked="" type="checkbox"/> PUMP BLADDER PUMP (QED)			PH: _____ SU	CONDUCTIVITY: _____ umhos/cm	
<input checked="" type="checkbox"/> BAILER BAILER (DISPOSABLE)			ORP: _____ mv	DO: _____ mg/L	
DEPTH TO WATER: <u>35.31</u> T/ PVC			TURBIDITY: _____ NTU		
DEPTH TO BOTTOM: _____ T/ PVC			<input type="checkbox"/> NONE <input type="checkbox"/> SLIGHT <input type="checkbox"/> MODERATE <input type="checkbox"/> VERY		
WELL VOLUME: _____ <input type="checkbox"/> LITERS <input checked="" type="checkbox"/> GALLONS			TEMPERATURE: _____ °C OTHER: _____		
VOLUME REMOVED: _____ <input type="checkbox"/> LITERS <input checked="" type="checkbox"/> GALLONS			COLOR: _____ ODOR: _____		
COLOR: _____ ODOR: _____			FILTRATE (0.45 um) <input checked="" type="checkbox"/> YES <input type="checkbox"/> NO		
TURBIDITY: _____			FILTRATE COLOR: _____ FILTRATE ODOR: _____		
<input type="checkbox"/> NONE <input type="checkbox"/> SLIGHT <input type="checkbox"/> MODERATE <input type="checkbox"/> VERY			QC SAMPLE: <input type="checkbox"/> MS/MSD <input type="checkbox"/> DUP-1		
DISPOSAL METHOD: <input type="checkbox"/> GROUND <input type="checkbox"/> DRUM <input checked="" type="checkbox"/> OTHER			COMMENTS: _____		

TIME	PURGE RATE (ML/MIN)	PH (SU)	CONDUCTIVITY (umhos/cm)	ORP (mV)	D.O. (mg/L)	TURBIDITY (NTU)	TEMPERATURE (°C)	WATER LEVEL (FEET)	CUMULATIVE PURGE VOLUME (GAL OR L)
									INITIAL

NOTE: STABILIZATION TEST IS COMPLETE WHEN 3 SUCCESSIVE READINGS ARE WITHIN THE FOLLOWING LIMITS:

pH: +/- 0.1 COND.: % ORP: +/- 10 D.O.: % 10 TURB: +/- 10 ORP +/- 10 TEMP.: %

BOTTLES FILLED		PRESERVATIVE CODES								
		A - NONE	B - HNO3	C - H2SO4	D - NaOH	E - HCL	F - _____			
NUMBER	SIZE	TYPE	PRESERVATIVE	FILTERED	NUMBER	SIZE	TYPE	PRESERVATIVE	FILTERED	
				<input type="checkbox"/> Y <input type="checkbox"/> N					<input type="checkbox"/> Y <input type="checkbox"/> N	
				<input type="checkbox"/> Y <input type="checkbox"/> N					<input type="checkbox"/> Y <input type="checkbox"/> N	
				<input type="checkbox"/> Y <input type="checkbox"/> N					<input type="checkbox"/> Y <input type="checkbox"/> N	

SHIPPING METHOD: Fed Ex	DATE SHIPPED: _____	AIRBILL NUMBER: _____
COC NUMBER: _____	SIGNATURE: _____	DATE SIGNED: _____

2020-04-28, TRC, John Roelke, Andrew Stehn, Gas Extraction System Monitoring, Gas Probe Monitoring, Monitoring Well Gauging

Created	2020-04-23 09:14:16 CDT by Lydia Auner
Updated	2020-04-29 10:47:11 CDT by Aaron Sobbe
Location	43.0632359607, -89.4075943502
Status	■ Loaded
Date	2020-04-28
Personnel Names	John Roelke, Andrew Stehn
Organization	TRC
Field Activities	Gas Extraction System Monitoring, Gas Probe Monitoring, Monitoring Well Gauging

Environmental Conditions

Weather	Foggy
Temperature	44
Temperature Units	°F
Ground Conditions	wet

Barometric Data

Barometric Pressure	29.02
Barometric Pressure Units	in Hg

Gas Monitoring

Gas Monitoring Start Time	07:58
Is GES operating upon arrival?	Yes

Instrument Info

Gas/Instrument Type	GEM 2000
Serial Number	11668
Date Last Calibrated	2020-04-28
Time Last Calibrated	08:59
Calibration Method	standard calibration gases
Bump check performed?	No
Pressure Instrument Type	Dwyer Manometer

Gas Monitoring Points

Background, 10:20

Gas Monitoring Point ID	Background
Gas Monitoring Date	2020-04-28
Time	10:20
Monitoring conducted?	Yes

Gas Monitoring Data

Is methane >100% LEL?	No
Methane (%LEL)	0.0
Carbon Dioxide (% by vol.)	0.1
Oxygen (% by vol.)	20.7

LC-1, header

Gas Monitoring Point ID	LC-1
Header or well?	header

LC-1, well, 10:07

Gas Monitoring Point ID	LC-1
Header or well?	well
Gas Monitoring Date	2020-04-28
Time	10:07
Pressure (in. H2O)	-1.73
Monitoring conducted?	Yes

Gas Monitoring Data

Is methane >100% LEL?	Yes
Methane (% by vol.)	7.8
Carbon Dioxide (% by vol.)	21.2
Oxygen (% by vol.)	0.0
Leaks noted in wellhead?	No

LC-2, header

Gas Monitoring Point ID	LC-2
Header or well?	header

LC-2, well, 10:15

Gas Monitoring Point ID	LC-2
Header or well?	well
Gas Monitoring Date	2020-04-28
Time	10:15
Pressure (in. H2O)	-2.2
Monitoring conducted?	Yes

Gas Monitoring Data

Is methane >100% LEL?	Yes
Methane (% by vol.)	34.6
Carbon Dioxide (% by vol.)	24.1
Oxygen (% by vol.)	2.2
Leaks noted in wellhead?	No

LC-3, header

Gas Monitoring Point ID	LC-3
Header or well?	header

LC-3, well, 10:02

Gas Monitoring Point ID	LC-3
Header or well?	well
Gas Monitoring Date	2020-04-28

Time	10:02
Pressure (in. H2O)	-2.29
Monitoring conducted?	Yes

Gas Monitoring Data

Is methane >100% LEL?	Yes
Methane (% by vol.)	24.8
Carbon Dioxide (% by vol.)	23.8
Oxygen (% by vol.)	1.3
Leaks noted in wellhead?	No

GV-6, header

Gas Monitoring Point ID	GV-6
Header or well?	header

GV-6, well, 10:13

Gas Monitoring Point ID	GV-6
Header or well?	well
Gas Monitoring Date	2020-04-28
Time	10:13
Pressure (in. H2O)	-0.61
Monitoring conducted?	Yes

Gas Monitoring Data

Is methane >100% LEL?	Yes
Methane (% by vol.)	12.6
Carbon Dioxide (% by vol.)	15.6
Oxygen (% by vol.)	6.2
Leaks noted in wellhead?	No

GV-4, header, 10:09

Gas Monitoring Point ID	GV-4
Header or well?	header
Gas Monitoring Date	2020-04-28
Time	10:09
Pressure (in. H2O)	-1.70
Monitoring conducted?	Yes

Gas Monitoring Data

Is methane >100% LEL?	No
Methane (%LEL)	66
Carbon Dioxide (% by vol.)	10.9
Oxygen (% by vol.)	9.1
Leaks noted in wellhead?	No

GV-4, well, 10:10

Gas Monitoring Point ID	GV-4
-------------------------	------

Header or well?	well
Gas Monitoring Date	2020-04-28
Time	10:10
Pressure (in. H2O)	-.32
Monitoring conducted?	Yes

Blower Inlet, 10:21

Gas Monitoring Point ID	Blower Inlet
Gas Monitoring Date	2020-04-28
Time	10:21
Pressure (in. H2O)	-14.46
Monitoring conducted?	Yes

Gas Monitoring Data

Is methane >100% LEL?	No
Methane (%LEL)	13
Carbon Dioxide (% by vol.)	1.5
Oxygen (% by vol.)	19.1

Exhaust, 10:18

Gas Monitoring Point ID	Exhaust
Gas Monitoring Date	2020-04-28
Time	10:18
Pressure (in. H2O)	-.23
Monitoring conducted?	Yes

Gas Monitoring Data

Is methane >100% LEL?	No
Methane (%LEL)	30
Carbon Dioxide (% by vol.)	3.0
Oxygen (% by vol.)	17.7

GP-1, 09:12

Gas Monitoring Point ID	GP-1
Gas Monitoring Date	2020-04-28
Time	09:12
Monitoring conducted?	Yes

Gas Monitoring Data

Is methane >100% LEL?	No
Methane (%LEL)	0.0
Carbon Dioxide (% by vol.)	3.3
Oxygen (% by vol.)	13.1

GP-2, 08:26

Gas Monitoring Point ID	GP-2
Gas Monitoring Date	2020-04-28

Time	08:26
Monitoring conducted?	Yes

Gas Monitoring Data

Is methane >100% LEL?	No
Methane (%LEL)	0.0
Carbon Dioxide (% by vol.)	0.1
Oxygen (% by vol.)	20.7

GP-3, 08:41

Gas Monitoring Point ID	GP-3
Gas Monitoring Date	2020-04-28
Time	08:41
Monitoring conducted?	Yes

Gas Monitoring Data

Is methane >100% LEL?	No
Methane (%LEL)	0.0
Carbon Dioxide (% by vol.)	0.1
Oxygen (% by vol.)	20.5

GP-4, 08:57

Gas Monitoring Point ID	GP-4
Gas Monitoring Date	2020-04-28
Time	08:57
Monitoring conducted?	Yes

Gas Monitoring Data

Is methane >100% LEL?	No
Methane (%LEL)	0.0
Carbon Dioxide (% by vol.)	1.5
Oxygen (% by vol.)	19.2

GP-5, 09:15

Gas Monitoring Point ID	GP-5
Gas Monitoring Date	2020-04-28
Time	09:15
Monitoring conducted?	Yes

Gas Monitoring Data

Is methane >100% LEL?	No
Methane (%LEL)	0.0
Carbon Dioxide (% by vol.)	2.4
Oxygen (% by vol.)	17.0
Comment	No lock in the well

GP-6, 08:50

Gas Monitoring Point ID	GP-6
Gas Monitoring Date	2020-04-28
Time	08:50
Monitoring conducted?	Yes

Gas Monitoring Data

Is methane >100% LEL?	No
Methane (%LEL)	0.0
Carbon Dioxide (% by vol.)	1.5
Oxygen (% by vol.)	18.7

GP-7, 08:47

Gas Monitoring Point ID	GP-7
Gas Monitoring Date	2020-04-28
Time	08:47
Monitoring conducted?	Yes

Gas Monitoring Data

Is methane >100% LEL?	No
Methane (%LEL)	0.0
Carbon Dioxide (% by vol.)	0.1
Oxygen (% by vol.)	20.6

GP-8, 08:59

Gas Monitoring Point ID	GP-8
Gas Monitoring Date	2020-04-28
Time	08:59
Monitoring conducted?	No
Comment	Lost

GP-10, 08:30

Gas Monitoring Point ID	GP-10
Gas Monitoring Date	2020-04-28
Time	08:30
Monitoring conducted?	Yes

Gas Monitoring Data

Is methane >100% LEL?	No
Methane (%LEL)	0.0
Carbon Dioxide (% by vol.)	2.7
Oxygen (% by vol.)	18.8

GP-11, 08:19

Gas Monitoring Point ID	GP-11
Gas Monitoring Date	2020-04-28
Time	08:19
Monitoring conducted?	Yes

Gas Monitoring Data

Is methane >100% LEL?	No
Methane (%LEL)	0.0
Carbon Dioxide (% by vol.)	2.2
Oxygen (% by vol.)	18.6

GP-12, 09:19

Gas Monitoring Point ID	GP-12
Gas Monitoring Date	2020-04-28
Time	09:19
Monitoring conducted?	Yes

Gas Monitoring Data

Is methane >100% LEL?	No
Methane (%LEL)	0.0
Carbon Dioxide (% by vol.)	2.1
Oxygen (% by vol.)	18.0

MW-101, 08:59

Gas Monitoring Point ID	MW-101
Gas Monitoring Date	2020-04-28
Time	08:59
Monitoring conducted?	No
Comment	Open to atm

MW-102, 09:16

Gas Monitoring Point ID	MW-102
Gas Monitoring Date	2020-04-28
Time	09:16
Monitoring conducted?	No
Comment	Well open to atm

MW-103, 09:16

Gas Monitoring Point ID	MW-103
Gas Monitoring Date	2020-04-28
Time	09:16
Monitoring conducted?	No
Comment	Well open to atm

MW-104, 09:16

Gas Monitoring Point ID	MW-104
Gas Monitoring Date	2020-04-28
Time	09:16
Monitoring conducted?	No
Comment	Well open to atm

Monitoring Well Gauging

Gauging Event	Q2
Gauging Start Time	08:35

MW-101, yes, 59.88

Well ID	MW-101
Gauging Date	2020-04-27
Well gauged?	Yes
Well dry?	No
DTW	59.88
DTW unit	ft

P-101, yes, 60.46

Well ID	P-101
Gauging Date	2020-04-27
Well gauged?	Yes
Well dry?	No
DTW	60.46
DTW unit	ft

MW-102, yes, 17.76

Well ID	MW-102
Gauging Date	2020-04-27
Well gauged?	Yes
Well dry?	No
DTW	17.76
DTW unit	ft

P-102, yes, 17.62

Well ID	P-102
Gauging Date	2020-04-27
Well gauged?	Yes
Well dry?	No
DTW	17.62
DTW unit	ft

MW-103, yes, 49.32

Well ID	MW-103
Gauging Date	2020-04-27
Well gauged?	Yes
Well dry?	No
DTW	49.32
DTW unit	ft

P-103, yes, 48.05

Well ID	P-103
---------	-------

Gauging Date	2020-04-27
Well gauged?	Yes
Well dry?	No
DTW	48.05
DTW unit	ft

P-103D, yes, 49.02

Well ID	P-103D
Gauging Date	2020-04-27
Well gauged?	Yes
Well dry?	No
DTW	49.02
DTW unit	ft

MW-104, yes, 50.19

Well ID	MW-104
Gauging Date	2020-04-27
Well gauged?	Yes
Well dry?	No
DTW	50.19
DTW unit	ft
Comment	Springtails on water level tape

P-104, yes, 50.67

Well ID	P-104
Gauging Date	2020-04-27
Well gauged?	Yes
Well dry?	No
DTW	50.67
DTW unit	ft

MW-106, yes, 49.32

Well ID	MW-106
Gauging Date	2020-04-27
Well gauged?	Yes
Well dry?	No
DTW	49.32
DTW unit	ft

P-106, yes, 53.71

Well ID	P-106
Gauging Date	2020-04-27
Well gauged?	Yes
Well dry?	No
DTW	53.71
DTW unit	ft

MW-107, yes, 50.07

Well ID	MW-107
Gauging Date	2020-04-27
Well gauged?	Yes
Well dry?	No
DTW	50.07
DTW unit	ft

P-107, yes, 49.65

Well ID	P-107
Gauging Date	2020-04-27
Well gauged?	Yes
Well dry?	No
DTW	49.65
DTW unit	ft

P-107D, yes, 49.97

Well ID	P-107D
Gauging Date	2020-04-27
Well gauged?	Yes
Well dry?	No
DTW	49.97
DTW unit	ft

MW-108, yes, 25.57

Well ID	MW-108
Gauging Date	2020-04-27
Well gauged?	Yes
Well dry?	No
DTW	25.57
DTW unit	ft

P-108, yes, 23.37

Well ID	P-108
Gauging Date	2020-04-27
Well gauged?	Yes
Well dry?	No
DTW	23.37
DTW unit	ft

MW-111, yes, 36.23

Well ID	MW-111
Gauging Date	2020-04-27
Well gauged?	Yes
Well dry?	No
DTW	36.23

DTW unit	ft
----------	----

P-111, yes, 36.29

Well ID	P-111
---------	-------

Gauging Date	2020-04-27
--------------	------------

Well gauged?	Yes
--------------	-----

Well dry?	No
-----------	----

DTW	36.29
-----	-------

DTW unit	ft
----------	----

P-111D, yes, 33.89

Well ID	P-111D
---------	--------

Gauging Date	2020-04-27
--------------	------------

Well gauged?	Yes
--------------	-----

Well dry?	No
-----------	----

DTW	33.89
-----	-------

DTW unit	ft
----------	----

MW-112, yes, 53.68

Well ID	MW-112
---------	--------

Gauging Date	2020-04-27
--------------	------------

Well gauged?	Yes
--------------	-----

Well dry?	No
-----------	----

DTW	53.68
-----	-------

DTW unit	ft
----------	----

P-113A, yes, 11.71

Well ID	P-113A
---------	--------

Gauging Date	2020-04-27
--------------	------------

Well gauged?	Yes
--------------	-----

Well dry?	No
-----------	----

DTW	11.71
-----	-------

DTW unit	ft
----------	----

P-113B, yes, 11.95

Well ID	P-113B
---------	--------

Gauging Date	2020-04-27
--------------	------------

Well gauged?	Yes
--------------	-----

Well dry?	No
-----------	----

DTW	11.95
-----	-------

DTW unit	ft
----------	----

P-114, yes, 18.51

Well ID	P-114
---------	-------

Gauging Date	2020-04-27
--------------	------------

Well gauged?	Yes
--------------	-----

Well dry?	No
DTW	18.51
DTW unit	ft

P-115 (WIESE), yes, 21.71

Well ID	P-115 (WIESE)
Gauging Date	2020-04-27
Well gauged?	Yes
Well dry?	No
DTW	21.71
DTW unit	ft

P-116 (HADEL), yes, 25.61

Well ID	P-116 (HADEL)
Gauging Date	2020-04-27
Well gauged?	Yes
Well dry?	No
DTW	25.61
DTW unit	ft

P-117, yes, 14.5

Well ID	P-117
Gauging Date	2020-04-27
Well gauged?	Yes
Well dry?	No
DTW	14.5
DTW unit	ft

P-118, yes, 7.33

Well ID	P-118
Gauging Date	2020-04-27
Well gauged?	Yes
Well dry?	No
DTW	7.33
DTW unit	ft

MW-003A, yes, 29.16

Well ID	MW-003A
Gauging Date	2020-04-27
Well gauged?	Yes
Well dry?	No
DTW	29.16
DTW unit	ft

MW-003B, yes, 28.63

Well ID	MW-003B
---------	---------

Gauging Date	2020-04-27
Well gauged?	Yes
Well dry?	No
DTW	28.63
DTW unit	ft

LC-1, yes, 33.90

Well ID	LC-1
Gauging Date	2020-04-28
Well gauged?	Yes
Well dry?	No
DTW	33.90
DTW unit	ft

LC-2, yes, 31.66

Well ID	LC-2
Gauging Date	2020-04-28
Well gauged?	Yes
Well dry?	No
DTW	31.66
DTW unit	ft

LC-3, yes, 35.39

Well ID	LC-3
Gauging Date	2020-04-28
Well gauged?	Yes
Well dry?	No
DTW	35.39
DTW unit	ft
Gauging End Time	11:11

April 29, 2020 - Gas Extraction System Restart

Extraction Header Details - Startup		
Leg	Time	Vacuum (in w.c.)
Leg 1:	9:45	-9.5
Leg 2:	9:45	-9.63
Leg 3:	9:45	-11.01

Blower Restart Vacuum/Valve Positioning - Round 1				
Well Location	Location	Time	Vacuum (in w.c.)	Valve Position
LC-2	H	9:51	-8.19	7 of 10
	W		-8.19	
GV-6	H	9:55	-8.68	1-3/4 of 6-3/4
	W		-1.55	
LC-1	H	9:58	-8.04	2 of 10
	W		-8.03	
GV-4	H	10:00	-7.61	2-3/4 of 10
	W		-2.34	
LC-3	H	10:03	-10.95	3/4 of 6-3/4
	W		-5.84	

Extraction Header Details - Round 2		
Leg	Time	Vacuum (in w.c.)
Blower Inlet	10:22	-29.91
Leg 1:	10:23	-10.52
Leg 2:	10:23	-10.54
Leg 3:	10:23	-12.00

Blower Restart Vacuum/Valve Positioning - Round 2 & Gas Readings							
Well Location	Location	Time	Vacuum (in w.c.)	Valve Position	CH4	CO2	O2
LC-2	H	10:48	-9.04	10 of 10	41.7	27.5	0.7
	W		-9.02				
GV-6	H	10:52	-8.53	1-3/4 of 6-3/4	10	16.4	3.9
	W		-1.69				
LC-1	H	10:55	-8.70	2 of 10	9.9	21.7	0.2
	W		-8.59				
GV-4	H	11:00	-8.23	2-3/4 of 10	43% LEL	10.3	6.4
	W		-1.81				
LC-3	H	11:02	-11.93	3/4 of 6-3/4	25.5	24.1	1.3
	W		-6.09				

Blower Restart Vacuum/Valve Positioning - Round 3 & Gas Readings							
Well Location	Location	Time	Vacuum (in w.c.)	Valve Position	CH4	CO2	O2
LC-2	H	12:14	-8.89	7 of 10	39.9	26.7	0.9
	W		-8.86				
GV-6	H	12:18	-8.62	1-1/4 of 6-3/4	9.5	16.1	4.6
	W		-1.57				
LC-1	H	12:22	-11.89	2 of 10	9.3	27.2	0.7
	W		-11.87				
GV-4	H	12:31	-11.59	2-3/4 of 10	40% LEL	9.8	9.3
	W		-2.01				
LC-3	H	12:35	-15.95	3/4 of 6-3/4	25.2	23.8	1.4
	W		-7.31				

Extraction Header Details - Round 3					
Leg	Time	Vacuum (in w.c.)	CH4	CO2	O2
Blower Inlet	12:48	-32.31			
Exhaust:	12:50	-0.25	6.7	12.5	8.0
Leg 1:	12:51	-14.51			
Leg 2:	12:51	-14.91			
Leg 3:	12:51	-16.01			

Notes:

(1) All gas readings are recorded in percent by volume unless otherwise noted.

Created by: A. Stehn 4/29/20

Checked by: B. Wachholz 5/7/2020

Annual Landfill Cap Inspection

Ripon Landfill Cover Inspection Record

Date		Name of Inspector	
4/28/20		J. Roelke	
Description of Weather			
Time	Temperature	Barometric Pressure	Precipitation
15:00	52°F	28.82 in	0.0"
Weather Conditions	Ground Conditions	General Past 7-Day Weather Conditions	
cloudy	moist	0.0" of precipitation	
Landfill Vegetation Cover			
General Health of Vegetation			
Healthy <input checked="" type="checkbox"/>		Stressed <input type="checkbox"/>	
		Barren <input type="checkbox"/>	
Comments			
Vegetation on the landfill cap is healthy and not stressed.			
Density of Vegetation			
Good <input checked="" type="checkbox"/>		Fair <input type="checkbox"/>	
		Poor <input type="checkbox"/>	
Comments			
Trees located at the South side of the landfill should be removed.			
Evidence of Burrowing Animals		Comments	
No <input type="checkbox"/>	Yes <input checked="" type="checkbox"/>	Located at the East side of the landfill	
Erosion of Landfill Cap		Comments	
No <input checked="" type="checkbox"/>	Yes <input type="checkbox"/>		
Settlement of Landfill Cap		Comments	
No <input checked="" type="checkbox"/>	Yes <input type="checkbox"/>		
Drainage Ditch Erosion		Comments	
No <input checked="" type="checkbox"/>	Yes <input type="checkbox"/>		
Seeps Identified		Comments	
No <input checked="" type="checkbox"/>	Yes <input type="checkbox"/>	Drainage piping located at the toe of the South East and South West corners of the landfill	

Location of Erosion on Landfill Cap

- NONE

Location of Settlement of Landfill Cap

- NONE

Location of Drainage Ditch Erosion

- NONE

Location of Seeps

- NONE

Locations	Erosion		Comments
GV-1	Yes <input type="checkbox"/>	No <input checked="" type="checkbox"/>	
GV-2	Yes <input type="checkbox"/>	No <input checked="" type="checkbox"/>	
GV-3	Yes <input type="checkbox"/>	No <input checked="" type="checkbox"/>	
GV-4	Yes <input type="checkbox"/>	No <input checked="" type="checkbox"/>	
GV-5	Yes <input type="checkbox"/>	No <input checked="" type="checkbox"/>	
GV-6	Yes <input type="checkbox"/>	No <input checked="" type="checkbox"/>	
GV-7	Yes <input type="checkbox"/>	No <input checked="" type="checkbox"/>	
GV-8	Yes <input type="checkbox"/>	No <input checked="" type="checkbox"/>	
GV-9	Yes <input type="checkbox"/>	No <input checked="" type="checkbox"/>	
LC-1	Yes <input type="checkbox"/>	No <input checked="" type="checkbox"/>	
LC-2	Yes <input type="checkbox"/>	No <input checked="" type="checkbox"/>	
LC-3	Yes <input type="checkbox"/>	No <input checked="" type="checkbox"/>	
P-104	Yes <input type="checkbox"/>	No <input checked="" type="checkbox"/>	Casing was raised so it doesn't interfere with the discharge tube
MW-104	Yes <input type="checkbox"/>	No <input checked="" type="checkbox"/>	



Figure 1: Drainage Pipe, located at SE corner.




Figure 2: Drainage flow from drainage pipe at SE corner



Figure 3: Drainage Pipe, located at South West corner

Appendix B: Analytical Data



ANALYTICAL REPORT

This report at a minimum contains the following information:

- Analytical Report of Test Results
- Description of QC Qualifiers
- Chain of Custody (copy)
- Quality Control Summary
- Case Narrative (if applicable)
- Correspondence with Client (if applicable)

Data assessment (CT Laboratories, Baraboo, WI; Folder #: 152925):

All holding times, field and laboratory qc, and method blanks met criteria, except as specified below.

SAMPLE RECEIPT NOTES

FOUR (4) VOA VIALS WERE RECEIVED BROKEN UPON RECEIPT: TWO (2) VOA VIALS FROM SAMPLE P-116 AND TWO (2) VOA VIALS FROM SAMPLE DUP-1. THE VOC ANALYSIS WILL BE PERFORMED USING THE ONE (1) REMAINING VOA VIAL FOR EACH OF THESE SAMPLES.

BLANKS-

Sample detections <5x blank value were flagged as nondetect ('u') at the reported limit.

Analytes in method blanks: Acetone (0.864 µg/L, x5=4.32; 1.07 µg/L, x5=5.35), carbon disulfide (0.0294 µg/L, x5=0.147; 0.0158 µg/L, x5=0.079), chloromethane (0.0560 µg/L, x5=0.28; 0.0507 µg/L, x5=0.25)

Analytes in trip blanks: Acetone (1.3 µg/L, x5=6.5), Methylene chloride (0.92 µg/L, x5=4.6)

MS/MSD/LCS

VOAs-RPD above control limits; detections considered estimated and detections qualified with "j" for the following analytes: 2,2-Dichloropropane; bromomethane

Data has been reviewed per TRC data usability guidelines and is usable with the above notations.

P Popp, 6/10/2020

ANALYTICAL REPORT

TRC ENVIRONMENTAL
 MARITA STOLLENWERK
 708 HEARTLAND TRAIL
 SUITE 3000
 MADISON, WI 53717
 Copy: ppopp@trccompanies.com

Project Name: RIPON FF/NN LANDFILL
 Project Phase: RIPON, WI
 Project #: 378957.0001.0002
 Folder #: 152925
 Purchase Order #: 149832
 Contract #: 3276

Page 1 of 81
 Arrival Temperature: 4.1
 Report Date: 05/13/2020
 Date Received: 04/30/2020
 Reprint Date: 05/13/2020

CT LAB#: 413596	Sample Description: P-103	License/Well #: 00467/114	Sampled: 04/27/2020 1142
-----------------	---------------------------	---------------------------	--------------------------

Analyte	Result	Units	LOD	LOQ	Dilution	Qualifier	Prep Date/Time	Analysis Date/Time	Analyst	Method
Inorganic Results										
Total Sulfate	68	mg/L	4.0	13	5			05/05/2020 16:27	TMG	EPA 9056A
Nitrate+Nitrite Nitrogen Total	<0.057	mg/L	0.057	0.19	1			05/06/2020 10:45	SRW	EPA 353.2
Metals Results										
Dissolved Manganese	95.6	ug/L	2.2	7.3	1			05/01/2020 16:11	NAH	EPA 6010C
Organic Results										
1,1,1,2-Tetrachloroethane	<0.018	ug/L	0.018	0.059	1			05/05/2020 17:48	RLD	EPA 8260C
1,1,1-Trichloroethane	<0.018	ug/L	0.018	0.060	1			05/05/2020 17:48	RLD	EPA 8260C
1,1,2,2-Tetrachloroethane	<0.014	ug/L	0.014	0.048	1			05/05/2020 17:48	RLD	EPA 8260C
1,1,2-Trichloroethane	<0.019	ug/L	0.019	0.062	1			05/05/2020 17:48	RLD	EPA 8260C
1,1-Dichloroethane	<0.015	ug/L	0.015	0.050	1			05/05/2020 17:48	RLD	EPA 8260C
1,1-Dichloroethene	<0.040	ug/L	0.040	0.12	1			05/05/2020 17:48	RLD	EPA 8260C
1,1-Dichloropropene	<0.030	ug/L	0.030	0.10	1			05/05/2020 17:48	RLD	EPA 8260C
1,2,3-Trichlorobenzene	<0.012	ug/L	0.012	0.040	1			05/05/2020 17:48	RLD	EPA 8260C
1,2,3-Trichloropropane	<0.070	ug/L	0.070	0.24	1			05/05/2020 17:48	RLD	EPA 8260C
1,2,4-Trichlorobenzene	<0.012	ug/L	0.012	0.040	1			05/05/2020 17:48	RLD	EPA 8260C
1,2,4-Trimethylbenzene	<0.020	ug/L	0.020	0.065	1			05/05/2020 17:48	RLD	EPA 8260C

Unless specifically stated to the contrary, soil/sediment/sludge sample results/LOD/LOQ/RLs were reported on a Dry Weight Basis

CT LAB#: 413596 Sample Description: P-103

License/Well #: 00467/114

Sampled: 04/27/2020 1142

Analyte	Result	Units	LOD	LOQ	Dilution	Qualifier	Prep Date/Time	Analysis Date/Time	Analyst	Method
1,2-Dibromo-3-chloropropane	<0.070	ug/L	0.070	0.23	1			05/05/2020 17:48	RLD	EPA 8260C
1,2-Dibromoethane	<0.040	ug/L	0.040	0.12	1			05/05/2020 17:48	RLD	EPA 8260C
1,2-Dichlorobenzene	<0.022	ug/L	0.022	0.074	1			05/05/2020 17:48	RLD	EPA 8260C
1,2-Dichloroethane	<0.024	ug/L	0.024	0.080	1			05/05/2020 17:48	RLD	EPA 8260C
1,2-Dichloropropane	<0.024	ug/L	0.024	0.079	1			05/05/2020 17:48	RLD	EPA 8260C
1,3,5-Trimethylbenzene	<0.016	ug/L	0.016	0.054	1			05/05/2020 17:48	RLD	EPA 8260C
1,3-Dichlorobenzene	<0.020	ug/L	0.020	0.066	1			05/05/2020 17:48	RLD	EPA 8260C
1,3-Dichloropropane	<0.030	ug/L	0.030	0.10	1			05/05/2020 17:48	RLD	EPA 8260C
1,4-Dichlorobenzene	<0.017	ug/L	0.017	0.056	1			05/05/2020 17:48	RLD	EPA 8260C
1,4-Dioxane	<7.0	ug/L	7.0	22	1			05/05/2020 17:48	RLD	EPA 8260C
2,2-Dichloropropane	<0.015	ug/L	0.015	0.050	1			05/05/2020 17:48	RLD	EPA 8260C
2-Butanone	<0.50	ug/L	0.50	1.6	1			05/05/2020 17:48	RLD	EPA 8260C
2-Chlorotoluene	<0.024	ug/L	0.024	0.080	1			05/05/2020 17:48	RLD	EPA 8260C
2-Hexanone	<0.30	ug/L	0.30	1.0	1			05/05/2020 17:48	RLD	EPA 8260C
4-Chlorotoluene	<0.017	ug/L	0.017	0.057	1			05/05/2020 17:48	RLD	EPA 8260C
4-Methyl-2-pentanone	<0.22	ug/L	0.22	0.74	1			05/05/2020 17:48	RLD	EPA 8260C
Acetone	<0.80	ug/L	0.80	2.6	1			05/05/2020 17:48	RLD	EPA 8260C
Benzene	<0.019	ug/L	0.019	0.062	1			05/05/2020 17:48	RLD	EPA 8260C
Bromobenzene	<0.018	ug/L	0.018	0.060	1			05/05/2020 17:48	RLD	EPA 8260C
Bromochloromethane	<0.040	ug/L	0.040	0.15	1			05/05/2020 17:48	RLD	EPA 8260C
Bromodichloromethane	<0.028	ug/L	0.028	0.093	1			05/05/2020 17:48	RLD	EPA 8260C
Bromoform	<0.030	ug/L	0.030	0.10	1			05/05/2020 17:48	RLD	EPA 8260C
Bromomethane	<0.060	ug/L	0.060	0.19	1	Y		05/05/2020 17:48	RLD	EPA 8260C
Carbon disulfide	0.029	ug/L	0.014 *	0.046	1	B		05/05/2020 17:48	RLD	EPA 8260C
Carbon tetrachloride	<0.029	ug/L	0.029	0.095	1			05/05/2020 17:48	RLD	EPA 8260C
Chlorobenzene	<0.015	ug/L	0.015	0.049	1			05/05/2020 17:48	RLD	EPA 8260C
Chloroethane	<0.023	ug/L	0.023	0.077	1			05/05/2020 17:48	RLD	EPA 8260C

Unless specifically stated to the contrary, soil/sediment/sludge sample results/LOD/LOQ/RLs were reported on a Dry Weight Basis

CT LAB#: 413596 Sample Description: P-103

License/Well #: 00467/114

Sampled: 04/27/2020 1142

Analyte	Result	Units	LOD	LOQ	Dilution	Qualifier	Prep Date/Time	Analysis Date/Time	Analyst	Method
Chloroform	<0.023	ug/L	0.023	0.076	1		05/05/2020 17:48	RLD	EPA 8260C	
Chloromethane	<0.030	ug/L	0.030	0.11	1		05/05/2020 17:48	RLD	EPA 8260C	
cis-1,2-Dichloroethene	0.040	ug/L	0.027 *	0.090	1		05/05/2020 17:48	RLD	EPA 8260C	
cis-1,3-Dichloropropene	<0.020	ug/L	0.020	0.067	1		05/05/2020 17:48	RLD	EPA 8260C	
Dibromochloromethane	<0.030	ug/L	0.030	0.10	1		05/05/2020 17:48	RLD	EPA 8260C	
Dibromomethane	<0.030	ug/L	0.030	0.11	1		05/05/2020 17:48	RLD	EPA 8260C	
Dichlorodifluoromethane	<0.030	ug/L	0.030	0.10	1		05/05/2020 17:48	RLD	EPA 8260C	
Diisopropyl ether	<0.02	ug/L	0.02	0.05	1		05/05/2020 17:48	RLD	EPA 8260C	
Ethylbenzene	<0.016	ug/L	0.016	0.053	1		05/05/2020 17:48	RLD	EPA 8260C	
Hexachlorobutadiene	<0.030	ug/L	0.030	0.10	1		05/05/2020 17:48	RLD	EPA 8260C	
Isopropylbenzene	<0.018	ug/L	0.018	0.059	1		05/05/2020 17:48	RLD	EPA 8260C	
m & p-Xylene	<0.030	ug/L	0.030	0.11	1		05/05/2020 17:48	RLD	EPA 8260C	
Methyl tert-butyl ether	<0.017	ug/L	0.017	0.055	1		05/05/2020 17:48	RLD	EPA 8260C	
Methylene chloride	<0.030	ug/L	0.030	0.12	1		05/05/2020 17:48	RLD	EPA 8260C	
n-Butylbenzene	<0.014	ug/L	0.014	0.048	1		05/05/2020 17:48	RLD	EPA 8260C	
n-Propylbenzene	<0.020	ug/L	0.020	0.068	1		05/05/2020 17:48	RLD	EPA 8260C	
Naphthalene	<0.022	ug/L	0.022	0.072	1		05/05/2020 17:48	RLD	EPA 8260C	
o-Xylene	<0.017	ug/L	0.017	0.058	1		05/05/2020 17:48	RLD	EPA 8260C	
p-Isopropyltoluene	<0.018	ug/L	0.018	0.059	1		05/05/2020 17:48	RLD	EPA 8260C	
sec-Butylbenzene	<0.014	ug/L	0.014	0.046	1		05/05/2020 17:48	RLD	EPA 8260C	
Styrene	<0.011	ug/L	0.011	0.035	1		05/05/2020 17:48	RLD	EPA 8260C	
tert-Butylbenzene	<0.013	ug/L	0.013	0.042	1		05/05/2020 17:48	RLD	EPA 8260C	
Tetrachloroethene	<0.023	ug/L	0.023	0.077	1		05/05/2020 17:48	RLD	EPA 8260C	
Tetrahydrofuran	<0.28	ug/L	0.28	0.95	1		05/05/2020 17:48	RLD	EPA 8260C	
Toluene	<0.017	ug/L	0.017	0.056	1		05/05/2020 17:48	RLD	EPA 8260C	
trans-1,2-Dichloroethene	<0.029	ug/L	0.029	0.098	1		05/05/2020 17:48	RLD	EPA 8260C	
trans-1,3-Dichloropropene	<0.030	ug/L	0.030	0.11	1		05/05/2020 17:48	RLD	EPA 8260C	

Unless specifically stated to the contrary, soil/sediment/sludge sample results/LOD/LOQ/RLs were reported on a Dry Weight Basis

CT LAB#: 413596 Sample Description: P-103

License/Well #: 00467/114

Sampled: 04/27/2020 1142

Analyte	Result	Units	LOD	LOQ	Dilution	Qualifier	Prep Date/Time	Analysis Date/Time	Analyst	Method
Trichloroethene	0.035	ug/L	0.025 *	0.084	1			05/05/2020 17:48	RLD	EPA 8260C
Trichlorofluoromethane	<0.029	ug/L	0.029	0.095	1			05/05/2020 17:48	RLD	EPA 8260C
Vinyl acetate	<0.40	ug/L	0.40	1.4	1			05/05/2020 17:48	RLD	EPA 8260C
Vinyl chloride	0.027	ug/L	0.013 *	0.043	1			05/05/2020 17:48	RLD	EPA 8260C
1,2 Dichloroethane-d4	102	% Recovery	70.0	130	1			05/05/2020 17:48	RLD	EPA 8260C
Bromofluorobenzene	98	% Recovery	70.0	130	1			05/05/2020 17:48	RLD	EPA 8260C
d8-Toluene	101	% Recovery	70.0	130	1			05/05/2020 17:48	RLD	EPA 8260C
Dibromofluoromethane	100	% Recovery	70.0	130	1			05/05/2020 17:48	RLD	EPA 8260C

CT LAB#: 413607 Sample Description: **P-113B** License/Well #: 00467/138 Sampled: 04/27/2020 0815

Analyte	Result	Units	LOD	LOQ	Dilution	Qualifier	Prep Date/Time	Analysis Date/Time	Analyst	Method
Inorganic Results										
Total Sulfate	77	mg/L	4.0	13	5			05/05/2020 16:47	TMG	EPA 9056A
Nitrate+Nitrite Nitrogen Total	<0.057	mg/L	0.057	0.19	1			05/06/2020 10:48	SRW	EPA 353.2
Metals Results										
Dissolved Manganese	38.0	ug/L	2.2	7.3	1			05/01/2020 16:31	NAH	EPA 6010C
Organic Results										
1,1,1,2-Tetrachloroethane	<0.018	ug/L	0.018	0.059	1			05/05/2020 18:16	RLD	EPA 8260C
1,1,1-Trichloroethane	<0.018	ug/L	0.018	0.060	1			05/05/2020 18:16	RLD	EPA 8260C
1,1,2,2-Tetrachloroethane	<0.014	ug/L	0.014	0.048	1			05/05/2020 18:16	RLD	EPA 8260C
1,1,2-Trichloroethane	<0.019	ug/L	0.019	0.062	1			05/05/2020 18:16	RLD	EPA 8260C
1,1-Dichloroethane	<0.015	ug/L	0.015	0.050	1			05/05/2020 18:16	RLD	EPA 8260C
1,1-Dichloroethene	<0.040	ug/L	0.040	0.12	1			05/05/2020 18:16	RLD	EPA 8260C
1,1-Dichloropropene	<0.030	ug/L	0.030	0.10	1			05/05/2020 18:16	RLD	EPA 8260C
1,2,3-Trichlorobenzene	<0.012	ug/L	0.012	0.040	1			05/05/2020 18:16	RLD	EPA 8260C
1,2,3-Trichloropropane	<0.070	ug/L	0.070	0.24	1			05/05/2020 18:16	RLD	EPA 8260C
1,2,4-Trichlorobenzene	<0.012	ug/L	0.012	0.040	1			05/05/2020 18:16	RLD	EPA 8260C
1,2,4-Trimethylbenzene	<0.020	ug/L	0.020	0.065	1			05/05/2020 18:16	RLD	EPA 8260C
1,2-Dibromo-3-chloropropane	<0.070	ug/L	0.070	0.23	1			05/05/2020 18:16	RLD	EPA 8260C
1,2-Dibromoethane	<0.040	ug/L	0.040	0.12	1			05/05/2020 18:16	RLD	EPA 8260C
1,2-Dichlorobenzene	<0.022	ug/L	0.022	0.074	1			05/05/2020 18:16	RLD	EPA 8260C
1,2-Dichloroethane	<0.024	ug/L	0.024	0.080	1			05/05/2020 18:16	RLD	EPA 8260C
1,2-Dichloropropane	<0.024	ug/L	0.024	0.079	1			05/05/2020 18:16	RLD	EPA 8260C
1,3,5-Trimethylbenzene	<0.016	ug/L	0.016	0.054	1			05/05/2020 18:16	RLD	EPA 8260C
1,3-Dichlorobenzene	<0.020	ug/L	0.020	0.066	1			05/05/2020 18:16	RLD	EPA 8260C
1,3-Dichloropropane	<0.030	ug/L	0.030	0.10	1			05/05/2020 18:16	RLD	EPA 8260C
1,4-Dichlorobenzene	<0.017	ug/L	0.017	0.056	1			05/05/2020 18:16	RLD	EPA 8260C

Unless specifically stated to the contrary, soil/sediment/sludge sample results/LOD/LOQ/RLs were reported on a Dry Weight Basis

CT LAB#: 413607 Sample Description: P-113B

License/Well #: 00467/138

Sampled: 04/27/2020 0815

Analyte	Result	Units	LOD	LOQ	Dilution	Qualifier	Prep Date/Time	Analysis Date/Time	Analyst	Method
1,4-Dioxane	<7.0	ug/L	7.0	22	1			05/05/2020 18:16	RLD	EPA 8260C
2,2-Dichloropropane	<0.015	ug/L	0.015	0.050	1			05/05/2020 18:16	RLD	EPA 8260C
2-Butanone	<0.50	ug/L	0.50	1.6	1			05/05/2020 18:16	RLD	EPA 8260C
2-Chlorotoluene	<0.024	ug/L	0.024	0.080	1			05/05/2020 18:16	RLD	EPA 8260C
2-Hexanone	<0.30	ug/L	0.30	1.0	1			05/05/2020 18:16	RLD	EPA 8260C
4-Chlorotoluene	<0.017	ug/L	0.017	0.057	1			05/05/2020 18:16	RLD	EPA 8260C
4-Methyl-2-pentanone	<0.22	ug/L	0.22	0.74	1			05/05/2020 18:16	RLD	EPA 8260C
Acetone	0.93	ug/L	0.80 *	2.6	1	B		05/05/2020 18:16	RLD	EPA 8260C
Benzene	<0.019	ug/L	0.019	0.062	1			05/05/2020 18:16	RLD	EPA 8260C
Bromobenzene	<0.018	ug/L	0.018	0.060	1			05/05/2020 18:16	RLD	EPA 8260C
Bromochloromethane	<0.040	ug/L	0.040	0.15	1			05/05/2020 18:16	RLD	EPA 8260C
Bromodichloromethane	<0.028	ug/L	0.028	0.093	1			05/05/2020 18:16	RLD	EPA 8260C
Bromoform	<0.030	ug/L	0.030	0.10	1			05/05/2020 18:16	RLD	EPA 8260C
Bromomethane	<0.060	ug/L	0.060	0.19	1	Y		05/05/2020 18:16	RLD	EPA 8260C
Carbon disulfide	0.019	ug/L	0.014 *	0.046	1	B		05/05/2020 18:16	RLD	EPA 8260C
Carbon tetrachloride	<0.029	ug/L	0.029	0.095	1			05/05/2020 18:16	RLD	EPA 8260C
Chlorobenzene	<0.015	ug/L	0.015	0.049	1			05/05/2020 18:16	RLD	EPA 8260C
Chloroethane	<0.023	ug/L	0.023	0.077	1			05/05/2020 18:16	RLD	EPA 8260C
Chloroform	<0.023	ug/L	0.023	0.076	1			05/05/2020 18:16	RLD	EPA 8260C
Chloromethane	0.046	ug/L	0.030 *	0.11	1	B		05/05/2020 18:16	RLD	EPA 8260C
cis-1,2-Dichloroethene	<0.027	ug/L	0.027	0.090	1			05/05/2020 18:16	RLD	EPA 8260C
cis-1,3-Dichloropropene	<0.020	ug/L	0.020	0.067	1			05/05/2020 18:16	RLD	EPA 8260C
Dibromochloromethane	<0.030	ug/L	0.030	0.10	1			05/05/2020 18:16	RLD	EPA 8260C
Dibromomethane	<0.030	ug/L	0.030	0.11	1			05/05/2020 18:16	RLD	EPA 8260C
Dichlorodifluoromethane	<0.030	ug/L	0.030	0.10	1			05/05/2020 18:16	RLD	EPA 8260C
Diisopropyl ether	<0.02	ug/L	0.02	0.05	1			05/05/2020 18:16	RLD	EPA 8260C
Ethylbenzene	<0.016	ug/L	0.016	0.053	1			05/05/2020 18:16	RLD	EPA 8260C

Unless specifically stated to the contrary, soil/sediment/sludge sample results/LOD/LOQ/RLs were reported on a Dry Weight Basis

CT LAB#: 413607 Sample Description: P-113B

License/Well #: 00467/138

Sampled: 04/27/2020 0815

Analyte	Result	Units	LOD	LOQ	Dilution	Qualifier	Prep Date/Time	Analysis Date/Time	Analyst	Method
Hexachlorobutadiene	<0.030	ug/L	0.030	0.10	1		05/05/2020 18:16	18:16	RLD	EPA 8260C
Isopropylbenzene	<0.018	ug/L	0.018	0.059	1		05/05/2020 18:16	18:16	RLD	EPA 8260C
m & p-Xylene	<0.030	ug/L	0.030	0.11	1		05/05/2020 18:16	18:16	RLD	EPA 8260C
Methyl tert-butyl ether	<0.017	ug/L	0.017	0.055	1		05/05/2020 18:16	18:16	RLD	EPA 8260C
Methylene chloride	<0.030	ug/L	0.030	0.12	1		05/05/2020 18:16	18:16	RLD	EPA 8260C
n-Butylbenzene	<0.014	ug/L	0.014	0.048	1		05/05/2020 18:16	18:16	RLD	EPA 8260C
n-Propylbenzene	<0.020	ug/L	0.020	0.068	1		05/05/2020 18:16	18:16	RLD	EPA 8260C
Naphthalene	<0.022	ug/L	0.022	0.072	1		05/05/2020 18:16	18:16	RLD	EPA 8260C
o-Xylene	<0.017	ug/L	0.017	0.058	1		05/05/2020 18:16	18:16	RLD	EPA 8260C
p-Isopropyltoluene	<0.018	ug/L	0.018	0.059	1		05/05/2020 18:16	18:16	RLD	EPA 8260C
sec-Butylbenzene	<0.014	ug/L	0.014	0.046	1		05/05/2020 18:16	18:16	RLD	EPA 8260C
Styrene	<0.011	ug/L	0.011	0.035	1		05/05/2020 18:16	18:16	RLD	EPA 8260C
tert-Butylbenzene	<0.013	ug/L	0.013	0.042	1		05/05/2020 18:16	18:16	RLD	EPA 8260C
Tetrachloroethene	<0.023	ug/L	0.023	0.077	1		05/05/2020 18:16	18:16	RLD	EPA 8260C
Tetrahydrofuran	<0.28	ug/L	0.28	0.95	1		05/05/2020 18:16	18:16	RLD	EPA 8260C
Toluene	<0.017	ug/L	0.017	0.056	1		05/05/2020 18:16	18:16	RLD	EPA 8260C
trans-1,2-Dichloroethene	<0.029	ug/L	0.029	0.098	1		05/05/2020 18:16	18:16	RLD	EPA 8260C
trans-1,3-Dichloropropene	<0.030	ug/L	0.030	0.11	1		05/05/2020 18:16	18:16	RLD	EPA 8260C
Trichloroethene	<0.025	ug/L	0.025	0.084	1		05/05/2020 18:16	18:16	RLD	EPA 8260C
Trichlorofluoromethane	<0.029	ug/L	0.029	0.095	1		05/05/2020 18:16	18:16	RLD	EPA 8260C
Vinyl acetate	<0.40	ug/L	0.40	1.4	1		05/05/2020 18:16	18:16	RLD	EPA 8260C
Vinyl chloride	<0.013	ug/L	0.013	0.043	1		05/05/2020 18:16	18:16	RLD	EPA 8260C
1,2 Dichloroethane-d4	100	% Recovery	70.0	130	1		05/05/2020 18:16	18:16	RLD	EPA 8260C
Bromofluorobenzene	99	% Recovery	70.0	130	1		05/05/2020 18:16	18:16	RLD	EPA 8260C
d8-Toluene	100	% Recovery	70.0	130	1		05/05/2020 18:16	18:16	RLD	EPA 8260C
Dibromofluoromethane	99	% Recovery	70.0	130	1		05/05/2020 18:16	18:16	RLD	EPA 8260C

Unless specifically stated to the contrary, soil/sediment/sludge sample results/LOD/LOQ/RLs were reported on a Dry Weight Basis

CT LAB#: 413608 Sample Description: **P-106** License/Well #: 00467/116 Sampled: 04/27/2020 0926

Analyte	Result	Units	LOD	LOQ	Dilution	Qualifier	Prep Date/Time	Analysis Date/Time	Analyst	Method
Inorganic Results										
Total Sulfate	85	mg/L	4.0	13	5			05/05/2020 17:07	TMG	EPA 9056A
Nitrate+Nitrite Nitrogen Total	<0.057	mg/L	0.057	0.19	1			05/06/2020 10:50	SRW	EPA 353.2
Metals Results										
Dissolved Manganese	59.2	ug/L	2.2	7.3	1			05/01/2020 16:37	NAH	EPA 6010C
Organic Results										
1,1,1,2-Tetrachloroethane	<0.018	ug/L	0.018	0.059	1			05/05/2020 18:45	RLD	EPA 8260C
1,1,1-Trichloroethane	<0.018	ug/L	0.018	0.060	1			05/05/2020 18:45	RLD	EPA 8260C
1,1,2,2-Tetrachloroethane	<0.014	ug/L	0.014	0.048	1			05/05/2020 18:45	RLD	EPA 8260C
1,1,2-Trichloroethane	<0.019	ug/L	0.019	0.062	1			05/05/2020 18:45	RLD	EPA 8260C
1,1-Dichloroethane	<0.015	ug/L	0.015	0.050	1			05/05/2020 18:45	RLD	EPA 8260C
1,1-Dichloroethene	<0.040	ug/L	0.040	0.12	1			05/05/2020 18:45	RLD	EPA 8260C
1,1-Dichloropropene	<0.030	ug/L	0.030	0.10	1			05/05/2020 18:45	RLD	EPA 8260C
1,2,3-Trichlorobenzene	<0.012	ug/L	0.012	0.040	1			05/05/2020 18:45	RLD	EPA 8260C
1,2,3-Trichloropropane	<0.070	ug/L	0.070	0.24	1			05/05/2020 18:45	RLD	EPA 8260C
1,2,4-Trichlorobenzene	<0.012	ug/L	0.012	0.040	1			05/05/2020 18:45	RLD	EPA 8260C
1,2,4-Trimethylbenzene	<0.020	ug/L	0.020	0.065	1			05/05/2020 18:45	RLD	EPA 8260C
1,2-Dibromo-3-chloropropane	<0.070	ug/L	0.070	0.23	1			05/05/2020 18:45	RLD	EPA 8260C
1,2-Dibromoethane	<0.040	ug/L	0.040	0.12	1			05/05/2020 18:45	RLD	EPA 8260C
1,2-Dichlorobenzene	<0.022	ug/L	0.022	0.074	1			05/05/2020 18:45	RLD	EPA 8260C
1,2-Dichloroethane	<0.024	ug/L	0.024	0.080	1			05/05/2020 18:45	RLD	EPA 8260C
1,2-Dichloropropane	<0.024	ug/L	0.024	0.079	1			05/05/2020 18:45	RLD	EPA 8260C
1,3,5-Trimethylbenzene	<0.016	ug/L	0.016	0.054	1			05/05/2020 18:45	RLD	EPA 8260C
1,3-Dichlorobenzene	<0.020	ug/L	0.020	0.066	1			05/05/2020 18:45	RLD	EPA 8260C
1,3-Dichloropropane	<0.030	ug/L	0.030	0.10	1			05/05/2020 18:45	RLD	EPA 8260C
1,4-Dichlorobenzene	<0.017	ug/L	0.017	0.056	1			05/05/2020 18:45	RLD	EPA 8260C

Unless specifically stated to the contrary, soil/sediment/sludge sample results/LOD/LOQ/RLs were reported on a Dry Weight Basis

CT LAB#: 413608 Sample Description: P-106

License/Well #: 00467/116

Sampled: 04/27/2020 0926

Analyte	Result	Units	LOD	LOQ	Dilution	Qualifier	Prep Date/Time	Analysis Date/Time	Analyst	Method
1,4-Dioxane	<7.0	ug/L	7.0	22	1			05/05/2020 18:45	RLD	EPA 8260C
2,2-Dichloropropane	<0.015	ug/L	0.015	0.050	1			05/05/2020 18:45	RLD	EPA 8260C
2-Butanone	<0.50	ug/L	0.50	1.6	1			05/05/2020 18:45	RLD	EPA 8260C
2-Chlorotoluene	<0.024	ug/L	0.024	0.080	1			05/05/2020 18:45	RLD	EPA 8260C
2-Hexanone	<0.30	ug/L	0.30	1.0	1			05/05/2020 18:45	RLD	EPA 8260C
4-Chlorotoluene	<0.017	ug/L	0.017	0.057	1			05/05/2020 18:45	RLD	EPA 8260C
4-Methyl-2-pentanone	<0.22	ug/L	0.22	0.74	1			05/05/2020 18:45	RLD	EPA 8260C
Acetone	<0.80	ug/L	0.80	2.6	1			05/05/2020 18:45	RLD	EPA 8260C
Benzene	<0.019	ug/L	0.019	0.062	1			05/05/2020 18:45	RLD	EPA 8260C
Bromobenzene	<0.018	ug/L	0.018	0.060	1			05/05/2020 18:45	RLD	EPA 8260C
Bromochloromethane	<0.040	ug/L	0.040	0.15	1			05/05/2020 18:45	RLD	EPA 8260C
Bromodichloromethane	<0.028	ug/L	0.028	0.093	1			05/05/2020 18:45	RLD	EPA 8260C
Bromoform	<0.030	ug/L	0.030	0.10	1			05/05/2020 18:45	RLD	EPA 8260C
Bromomethane	<0.060	ug/L	0.060	0.19	1	Y		05/05/2020 18:45	RLD	EPA 8260C
Carbon disulfide	0.021	ug/L	0.014 *	0.046	1	B		05/05/2020 18:45	RLD	EPA 8260C
Carbon tetrachloride	<0.029	ug/L	0.029	0.095	1			05/05/2020 18:45	RLD	EPA 8260C
Chlorobenzene	<0.015	ug/L	0.015	0.049	1			05/05/2020 18:45	RLD	EPA 8260C
Chloroethane	<0.023	ug/L	0.023	0.077	1			05/05/2020 18:45	RLD	EPA 8260C
Chloroform	<0.023	ug/L	0.023	0.076	1			05/05/2020 18:45	RLD	EPA 8260C
Chloromethane	0.034	ug/L	0.030 *	0.11	1	B		05/05/2020 18:45	RLD	EPA 8260C
cis-1,2-Dichloroethene	0.059	ug/L	0.027 *	0.090	1			05/05/2020 18:45	RLD	EPA 8260C
cis-1,3-Dichloropropene	<0.020	ug/L	0.020	0.067	1			05/05/2020 18:45	RLD	EPA 8260C
Dibromochloromethane	<0.030	ug/L	0.030	0.10	1			05/05/2020 18:45	RLD	EPA 8260C
Dibromomethane	<0.030	ug/L	0.030	0.11	1			05/05/2020 18:45	RLD	EPA 8260C
Dichlorodifluoromethane	<0.030	ug/L	0.030	0.10	1			05/05/2020 18:45	RLD	EPA 8260C
Diisopropyl ether	<0.02	ug/L	0.02	0.05	1			05/05/2020 18:45	RLD	EPA 8260C
Ethylbenzene	<0.016	ug/L	0.016	0.053	1			05/05/2020 18:45	RLD	EPA 8260C

Unless specifically stated to the contrary, soil/sediment/sludge sample results/LOD/LOQ/RLs were reported on a Dry Weight Basis

CT LAB#: 413608 Sample Description: P-106

License/Well #: 00467/116

Sampled: 04/27/2020 0926

Analyte	Result	Units	LOD	LOQ	Dilution	Qualifier	Prep Date/Time	Analysis Date/Time	Analyst	Method
Hexachlorobutadiene	<0.030	ug/L	0.030	0.10	1		05/05/2020 18:45	18:45	RLD	EPA 8260C
Isopropylbenzene	<0.018	ug/L	0.018	0.059	1		05/05/2020 18:45	18:45	RLD	EPA 8260C
m & p-Xylene	<0.030	ug/L	0.030	0.11	1		05/05/2020 18:45	18:45	RLD	EPA 8260C
Methyl tert-butyl ether	<0.017	ug/L	0.017	0.055	1		05/05/2020 18:45	18:45	RLD	EPA 8260C
Methylene chloride	<0.030	ug/L	0.030	0.12	1		05/05/2020 18:45	18:45	RLD	EPA 8260C
n-Butylbenzene	<0.014	ug/L	0.014	0.048	1		05/05/2020 18:45	18:45	RLD	EPA 8260C
n-Propylbenzene	<0.020	ug/L	0.020	0.068	1		05/05/2020 18:45	18:45	RLD	EPA 8260C
Naphthalene	<0.022	ug/L	0.022	0.072	1		05/05/2020 18:45	18:45	RLD	EPA 8260C
o-Xylene	<0.017	ug/L	0.017	0.058	1		05/05/2020 18:45	18:45	RLD	EPA 8260C
p-Isopropyltoluene	<0.018	ug/L	0.018	0.059	1		05/05/2020 18:45	18:45	RLD	EPA 8260C
sec-Butylbenzene	<0.014	ug/L	0.014	0.046	1		05/05/2020 18:45	18:45	RLD	EPA 8260C
Styrene	<0.011	ug/L	0.011	0.035	1		05/05/2020 18:45	18:45	RLD	EPA 8260C
tert-Butylbenzene	<0.013	ug/L	0.013	0.042	1		05/05/2020 18:45	18:45	RLD	EPA 8260C
Tetrachloroethene	<0.023	ug/L	0.023	0.077	1		05/05/2020 18:45	18:45	RLD	EPA 8260C
Tetrahydrofuran	<0.28	ug/L	0.28	0.95	1		05/05/2020 18:45	18:45	RLD	EPA 8260C
Toluene	<0.017	ug/L	0.017	0.056	1		05/05/2020 18:45	18:45	RLD	EPA 8260C
trans-1,2-Dichloroethene	<0.029	ug/L	0.029	0.098	1		05/05/2020 18:45	18:45	RLD	EPA 8260C
trans-1,3-Dichloropropene	<0.030	ug/L	0.030	0.11	1		05/05/2020 18:45	18:45	RLD	EPA 8260C
Trichloroethene	0.14	ug/L	0.025	0.084	1		05/05/2020 18:45	18:45	RLD	EPA 8260C
Trichlorofluoromethane	<0.029	ug/L	0.029	0.095	1		05/05/2020 18:45	18:45	RLD	EPA 8260C
Vinyl acetate	<0.40	ug/L	0.40	1.4	1		05/05/2020 18:45	18:45	RLD	EPA 8260C
Vinyl chloride	<0.013	ug/L	0.013	0.043	1		05/05/2020 18:45	18:45	RLD	EPA 8260C
1,2 Dichloroethane-d4	99	% Recovery	70.0	130	1		05/05/2020 18:45	18:45	RLD	EPA 8260C
Bromofluorobenzene	97	% Recovery	70.0	130	1		05/05/2020 18:45	18:45	RLD	EPA 8260C
d8-Toluene	101	% Recovery	70.0	130	1		05/05/2020 18:45	18:45	RLD	EPA 8260C
Dibromofluoromethane	99	% Recovery	70.0	130	1		05/05/2020 18:45	18:45	RLD	EPA 8260C

Unless specifically stated to the contrary, soil/sediment/sludge sample results/LOD/LOQ/RLs were reported on a Dry Weight Basis

CT LAB#: 413609 Sample Description: P-103D License/Well #: 00467/141 Sampled: 04/27/2020 1027

Analyte	Result	Units	LOD	LOQ	Dilution	Qualifier	Prep Date/Time	Analysis Date/Time	Analyst	Method
Inorganic Results										
Total Sulfate	74	mg/L	4.0	13	5			05/05/2020 17:28	TMG	EPA 9056A
Nitrate+Nitrite Nitrogen Total	<0.057	mg/L	0.057	0.19	1			05/06/2020 10:51	SRW	EPA 353.2
Metals Results										
Dissolved Manganese	80.9	ug/L	2.2	7.3	1			05/01/2020 16:44	NAH	EPA 6010C
Organic Results										
1,1,1,2-Tetrachloroethane	<0.018	ug/L	0.018	0.059	1			05/05/2020 19:13	RLD	EPA 8260C
1,1,1-Trichloroethane	<0.018	ug/L	0.018	0.060	1			05/05/2020 19:13	RLD	EPA 8260C
1,1,2,2-Tetrachloroethane	<0.014	ug/L	0.014	0.048	1			05/05/2020 19:13	RLD	EPA 8260C
1,1,2-Trichloroethane	<0.019	ug/L	0.019	0.062	1			05/05/2020 19:13	RLD	EPA 8260C
1,1-Dichloroethane	<0.015	ug/L	0.015	0.050	1			05/05/2020 19:13	RLD	EPA 8260C
1,1-Dichloroethene	<0.040	ug/L	0.040	0.12	1			05/05/2020 19:13	RLD	EPA 8260C
1,1-Dichloropropene	<0.030	ug/L	0.030	0.10	1			05/05/2020 19:13	RLD	EPA 8260C
1,2,3-Trichlorobenzene	<0.012	ug/L	0.012	0.040	1			05/05/2020 19:13	RLD	EPA 8260C
1,2,3-Trichloropropane	<0.070	ug/L	0.070	0.24	1			05/05/2020 19:13	RLD	EPA 8260C
1,2,4-Trichlorobenzene	<0.012	ug/L	0.012	0.040	1			05/05/2020 19:13	RLD	EPA 8260C
1,2,4-Trimethylbenzene	<0.020	ug/L	0.020	0.065	1			05/05/2020 19:13	RLD	EPA 8260C
1,2-Dibromo-3-chloropropane	<0.070	ug/L	0.070	0.23	1			05/05/2020 19:13	RLD	EPA 8260C
1,2-Dibromoethane	<0.040	ug/L	0.040	0.12	1			05/05/2020 19:13	RLD	EPA 8260C
1,2-Dichlorobenzene	<0.022	ug/L	0.022	0.074	1			05/05/2020 19:13	RLD	EPA 8260C
1,2-Dichloroethane	<0.024	ug/L	0.024	0.080	1			05/05/2020 19:13	RLD	EPA 8260C
1,2-Dichloropropane	<0.024	ug/L	0.024	0.079	1			05/05/2020 19:13	RLD	EPA 8260C
1,3,5-Trimethylbenzene	<0.016	ug/L	0.016	0.054	1			05/05/2020 19:13	RLD	EPA 8260C
1,3-Dichlorobenzene	<0.020	ug/L	0.020	0.066	1			05/05/2020 19:13	RLD	EPA 8260C
1,3-Dichloropropane	<0.030	ug/L	0.030	0.10	1			05/05/2020 19:13	RLD	EPA 8260C
1,4-Dichlorobenzene	<0.017	ug/L	0.017	0.056	1			05/05/2020 19:13	RLD	EPA 8260C

Unless specifically stated to the contrary, soil/sediment/sludge sample results/LOD/LOQ/RLs were reported on a Dry Weight Basis

CT LAB#: 413609 Sample Description: P-103D

License/Well #: 00467/141

Sampled: 04/27/2020 1027

Analyte	Result	Units	LOD	LOQ	Dilution	Qualifier	Prep Date/Time	Analysis Date/Time	Analyst	Method
1,4-Dioxane	<7.0	ug/L	7.0	22	1		05/05/2020	19:13	RLD	EPA 8260C
2,2-Dichloropropane	<0.015	ug/L	0.015	0.050	1		05/05/2020	19:13	RLD	EPA 8260C
2-Butanone	<0.50	ug/L	0.50	1.6	1		05/05/2020	19:13	RLD	EPA 8260C
2-Chlorotoluene	<0.024	ug/L	0.024	0.080	1		05/05/2020	19:13	RLD	EPA 8260C
2-Hexanone	<0.30	ug/L	0.30	1.0	1		05/05/2020	19:13	RLD	EPA 8260C
4-Chlorotoluene	<0.017	ug/L	0.017	0.057	1		05/05/2020	19:13	RLD	EPA 8260C
4-Methyl-2-pentanone	<0.22	ug/L	0.22	0.74	1		05/05/2020	19:13	RLD	EPA 8260C
Acetone	<0.80	ug/L	0.80	2.6	1		05/05/2020	19:13	RLD	EPA 8260C
Benzene	0.022	ug/L	0.019 *	0.062	1		05/05/2020	19:13	RLD	EPA 8260C
Bromobenzene	<0.018	ug/L	0.018	0.060	1		05/05/2020	19:13	RLD	EPA 8260C
Bromochloromethane	<0.040	ug/L	0.040	0.15	1		05/05/2020	19:13	RLD	EPA 8260C
Bromodichloromethane	<0.028	ug/L	0.028	0.093	1		05/05/2020	19:13	RLD	EPA 8260C
Bromoform	<0.030	ug/L	0.030	0.10	1		05/05/2020	19:13	RLD	EPA 8260C
Bromomethane	<0.060	ug/L	0.060	0.19	1	Y	05/05/2020	19:13	RLD	EPA 8260C
Carbon disulfide	0.018	ug/L	0.014 *	0.046	1	B	05/05/2020	19:13	RLD	EPA 8260C
Carbon tetrachloride	<0.029	ug/L	0.029	0.095	1		05/05/2020	19:13	RLD	EPA 8260C
Chlorobenzene	<0.015	ug/L	0.015	0.049	1		05/05/2020	19:13	RLD	EPA 8260C
Chloroethane	<0.023	ug/L	0.023	0.077	1		05/05/2020	19:13	RLD	EPA 8260C
Chloroform	<0.023	ug/L	0.023	0.076	1		05/05/2020	19:13	RLD	EPA 8260C
Chloromethane	0.045	ug/L	0.030 *	0.11	1	B	05/05/2020	19:13	RLD	EPA 8260C
cis-1,2-Dichloroethene	0.26	ug/L	0.027	0.090	1		05/05/2020	19:13	RLD	EPA 8260C
cis-1,3-Dichloropropene	<0.020	ug/L	0.020	0.067	1		05/05/2020	19:13	RLD	EPA 8260C
Dibromochloromethane	<0.030	ug/L	0.030	0.10	1		05/05/2020	19:13	RLD	EPA 8260C
Dibromomethane	<0.030	ug/L	0.030	0.11	1		05/05/2020	19:13	RLD	EPA 8260C
Dichlorodifluoromethane	<0.030	ug/L	0.030	0.10	1		05/05/2020	19:13	RLD	EPA 8260C
Diisopropyl ether	<0.02	ug/L	0.02	0.05	1		05/05/2020	19:13	RLD	EPA 8260C
Ethylbenzene	<0.016	ug/L	0.016	0.053	1		05/05/2020	19:13	RLD	EPA 8260C

Unless specifically stated to the contrary, soil/sediment/sludge sample results/LOD/LOQ/RLs were reported on a Dry Weight Basis

CT LAB#: 413609 Sample Description: P-103D

License/Well #: 00467/141

Sampled: 04/27/2020 1027

Analyte	Result	Units	LOD	LOQ	Dilution	Qualifier	Prep Date/Time	Analysis Date/Time	Analyst	Method
Hexachlorobutadiene	<0.030	ug/L	0.030	0.10	1		05/05/2020 19:13	19:13	RLD	EPA 8260C
Isopropylbenzene	<0.018	ug/L	0.018	0.059	1		05/05/2020 19:13	19:13	RLD	EPA 8260C
m & p-Xylene	<0.030	ug/L	0.030	0.11	1		05/05/2020 19:13	19:13	RLD	EPA 8260C
Methyl tert-butyl ether	<0.017	ug/L	0.017	0.055	1		05/05/2020 19:13	19:13	RLD	EPA 8260C
Methylene chloride	<0.030	ug/L	0.030	0.12	1		05/05/2020 19:13	19:13	RLD	EPA 8260C
n-Butylbenzene	<0.014	ug/L	0.014	0.048	1		05/05/2020 19:13	19:13	RLD	EPA 8260C
n-Propylbenzene	<0.020	ug/L	0.020	0.068	1		05/05/2020 19:13	19:13	RLD	EPA 8260C
Naphthalene	<0.022	ug/L	0.022	0.072	1		05/05/2020 19:13	19:13	RLD	EPA 8260C
o-Xylene	<0.017	ug/L	0.017	0.058	1		05/05/2020 19:13	19:13	RLD	EPA 8260C
p-Isopropyltoluene	<0.018	ug/L	0.018	0.059	1		05/05/2020 19:13	19:13	RLD	EPA 8260C
sec-Butylbenzene	<0.014	ug/L	0.014	0.046	1		05/05/2020 19:13	19:13	RLD	EPA 8260C
Styrene	<0.011	ug/L	0.011	0.035	1		05/05/2020 19:13	19:13	RLD	EPA 8260C
tert-Butylbenzene	<0.013	ug/L	0.013	0.042	1		05/05/2020 19:13	19:13	RLD	EPA 8260C
Tetrachloroethene	<0.023	ug/L	0.023	0.077	1		05/05/2020 19:13	19:13	RLD	EPA 8260C
Tetrahydrofuran	<0.28	ug/L	0.28	0.95	1		05/05/2020 19:13	19:13	RLD	EPA 8260C
Toluene	<0.017	ug/L	0.017	0.056	1		05/05/2020 19:13	19:13	RLD	EPA 8260C
trans-1,2-Dichloroethene	<0.029	ug/L	0.029	0.098	1		05/05/2020 19:13	19:13	RLD	EPA 8260C
trans-1,3-Dichloropropene	<0.030	ug/L	0.030	0.11	1		05/05/2020 19:13	19:13	RLD	EPA 8260C
Trichloroethene	0.054	ug/L	0.025 *	0.084	1		05/05/2020 19:13	19:13	RLD	EPA 8260C
Trichlorofluoromethane	<0.029	ug/L	0.029	0.095	1		05/05/2020 19:13	19:13	RLD	EPA 8260C
Vinyl acetate	<0.40	ug/L	0.40	1.4	1		05/05/2020 19:13	19:13	RLD	EPA 8260C
Vinyl chloride	0.25	ug/L	0.013	0.043	1		05/05/2020 19:13	19:13	RLD	EPA 8260C
1,2 Dichloroethane-d4	104	% Recovery	70.0	130	1		05/05/2020 19:13	19:13	RLD	EPA 8260C
Bromofluorobenzene	99	% Recovery	70.0	130	1		05/05/2020 19:13	19:13	RLD	EPA 8260C
d8-Toluene	101	% Recovery	70.0	130	1		05/05/2020 19:13	19:13	RLD	EPA 8260C
Dibromofluoromethane	97	% Recovery	70.0	130	1		05/05/2020 19:13	19:13	RLD	EPA 8260C

Unless specifically stated to the contrary, soil/sediment/sludge sample results/LOD/LOQ/RLs were reported on a Dry Weight Basis

CT LAB#: 413610 Sample Description: P-115 License/Well #: 00467/142 Sampled: 04/27/2020 1252

Analyte	Result	Units	LOD	LOQ	Dilution	Qualifier	Prep Date/Time	Analysis Date/Time	Analyst	Method
Inorganic Results										
Total Sulfate	43	mg/L	0.80	2.5	1			05/05/2020 17:48	TMG	EPA 9056A
Nitrate+Nitrite Nitrogen Total	<0.057	mg/L	0.057	0.19	1			05/06/2020 10:52	SRW	EPA 353.2
Metals Results										
Dissolved Manganese	114	ug/L	2.2	7.3	1			05/01/2020 16:50	NAH	EPA 6010C
Organic Results										
1,1,1,2-Tetrachloroethane	<0.018	ug/L	0.018	0.059	1			05/05/2020 19:42	RLD	EPA 8260C
1,1,1-Trichloroethane	<0.018	ug/L	0.018	0.060	1			05/05/2020 19:42	RLD	EPA 8260C
1,1,2,2-Tetrachloroethane	<0.014	ug/L	0.014	0.048	1			05/05/2020 19:42	RLD	EPA 8260C
1,1,2-Trichloroethane	<0.019	ug/L	0.019	0.062	1			05/05/2020 19:42	RLD	EPA 8260C
1,1-Dichloroethane	<0.015	ug/L	0.015	0.050	1			05/05/2020 19:42	RLD	EPA 8260C
1,1-Dichloroethene	<0.040	ug/L	0.040	0.12	1			05/05/2020 19:42	RLD	EPA 8260C
1,1-Dichloropropene	<0.030	ug/L	0.030	0.10	1			05/05/2020 19:42	RLD	EPA 8260C
1,2,3-Trichlorobenzene	<0.012	ug/L	0.012	0.040	1			05/05/2020 19:42	RLD	EPA 8260C
1,2,3-Trichloropropane	<0.070	ug/L	0.070	0.24	1			05/05/2020 19:42	RLD	EPA 8260C
1,2,4-Trichlorobenzene	<0.012	ug/L	0.012	0.040	1			05/05/2020 19:42	RLD	EPA 8260C
1,2,4-Trimethylbenzene	<0.020	ug/L	0.020	0.065	1			05/05/2020 19:42	RLD	EPA 8260C
1,2-Dibromo-3-chloropropane	<0.070	ug/L	0.070	0.23	1			05/05/2020 19:42	RLD	EPA 8260C
1,2-Dibromoethane	<0.040	ug/L	0.040	0.12	1			05/05/2020 19:42	RLD	EPA 8260C
1,2-Dichlorobenzene	<0.022	ug/L	0.022	0.074	1			05/05/2020 19:42	RLD	EPA 8260C
1,2-Dichloroethane	<0.024	ug/L	0.024	0.080	1			05/05/2020 19:42	RLD	EPA 8260C
1,2-Dichloropropane	<0.024	ug/L	0.024	0.079	1			05/05/2020 19:42	RLD	EPA 8260C
1,3,5-Trimethylbenzene	<0.016	ug/L	0.016	0.054	1			05/05/2020 19:42	RLD	EPA 8260C
1,3-Dichlorobenzene	<0.020	ug/L	0.020	0.066	1			05/05/2020 19:42	RLD	EPA 8260C
1,3-Dichloropropane	<0.030	ug/L	0.030	0.10	1			05/05/2020 19:42	RLD	EPA 8260C
1,4-Dichlorobenzene	<0.017	ug/L	0.017	0.056	1			05/05/2020 19:42	RLD	EPA 8260C

Unless specifically stated to the contrary, soil/sediment/sludge sample results/LOD/LOQ/RLs were reported on a Dry Weight Basis

CT LAB#: 413610 Sample Description: P-115

License/Well #: 00467/142

Sampled: 04/27/2020 1252

Analyte	Result	Units	LOD	LOQ	Dilution	Qualifier	Prep Date/Time	Analysis Date/Time	Analyst	Method
1,4-Dioxane	<7.0	ug/L	7.0	22	1		05/05/2020	19:42	RLD	EPA 8260C
2,2-Dichloropropane	<0.015	ug/L	0.015	0.050	1		05/05/2020	19:42	RLD	EPA 8260C
2-Butanone	<0.50	ug/L	0.50	1.6	1		05/05/2020	19:42	RLD	EPA 8260C
2-Chlorotoluene	<0.024	ug/L	0.024	0.080	1		05/05/2020	19:42	RLD	EPA 8260C
2-Hexanone	<0.30	ug/L	0.30	1.0	1		05/05/2020	19:42	RLD	EPA 8260C
4-Chlorotoluene	<0.017	ug/L	0.017	0.057	1		05/05/2020	19:42	RLD	EPA 8260C
4-Methyl-2-pentanone	<0.22	ug/L	0.22	0.74	1		05/05/2020	19:42	RLD	EPA 8260C
Acetone	0.93	ug/L	0.80 *	2.6	1	B	05/05/2020	19:42	RLD	EPA 8260C
Benzene	<0.019	ug/L	0.019	0.062	1		05/05/2020	19:42	RLD	EPA 8260C
Bromobenzene	<0.018	ug/L	0.018	0.060	1		05/05/2020	19:42	RLD	EPA 8260C
Bromochloromethane	<0.040	ug/L	0.040	0.15	1		05/05/2020	19:42	RLD	EPA 8260C
Bromodichloromethane	<0.028	ug/L	0.028	0.093	1		05/05/2020	19:42	RLD	EPA 8260C
Bromoform	<0.030	ug/L	0.030	0.10	1		05/05/2020	19:42	RLD	EPA 8260C
Bromomethane	<0.060	ug/L	0.060	0.19	1	Y	05/05/2020	19:42	RLD	EPA 8260C
Carbon disulfide	0.052	ug/L	0.014	0.046	1	B	05/05/2020	19:42	RLD	EPA 8260C
Carbon tetrachloride	<0.029	ug/L	0.029	0.095	1		05/05/2020	19:42	RLD	EPA 8260C
Chlorobenzene	<0.015	ug/L	0.015	0.049	1		05/05/2020	19:42	RLD	EPA 8260C
Chloroethane	<0.023	ug/L	0.023	0.077	1		05/05/2020	19:42	RLD	EPA 8260C
Chloroform	<0.023	ug/L	0.023	0.076	1		05/05/2020	19:42	RLD	EPA 8260C
Chloromethane	0.042	ug/L	0.030 *	0.11	1	B	05/05/2020	19:42	RLD	EPA 8260C
cis-1,2-Dichloroethene	0.19	ug/L	0.027	0.090	1		05/05/2020	19:42	RLD	EPA 8260C
cis-1,3-Dichloropropene	<0.020	ug/L	0.020	0.067	1		05/05/2020	19:42	RLD	EPA 8260C
Dibromochloromethane	<0.030	ug/L	0.030	0.10	1		05/05/2020	19:42	RLD	EPA 8260C
Dibromomethane	<0.030	ug/L	0.030	0.11	1		05/05/2020	19:42	RLD	EPA 8260C
Dichlorodifluoromethane	<0.030	ug/L	0.030	0.10	1		05/05/2020	19:42	RLD	EPA 8260C
Diisopropyl ether	<0.02	ug/L	0.02	0.05	1		05/05/2020	19:42	RLD	EPA 8260C
Ethylbenzene	<0.016	ug/L	0.016	0.053	1		05/05/2020	19:42	RLD	EPA 8260C

Unless specifically stated to the contrary, soil/sediment/sludge sample results/LOD/LOQ/RLs were reported on a Dry Weight Basis

CT LAB#: 413610 Sample Description: P-115

License/Well #: 00467/142

Sampled: 04/27/2020 1252

Analyte	Result	Units	LOD	LOQ	Dilution	Qualifier	Prep Date/Time	Analysis Date/Time	Analyst	Method
Hexachlorobutadiene	<0.030	ug/L	0.030	0.10	1		05/05/2020 19:42	19:42	RLD	EPA 8260C
Isopropylbenzene	<0.018	ug/L	0.018	0.059	1		05/05/2020 19:42	19:42	RLD	EPA 8260C
m & p-Xylene	<0.030	ug/L	0.030	0.11	1		05/05/2020 19:42	19:42	RLD	EPA 8260C
Methyl tert-butyl ether	<0.017	ug/L	0.017	0.055	1		05/05/2020 19:42	19:42	RLD	EPA 8260C
Methylene chloride	<0.030	ug/L	0.030	0.12	1		05/05/2020 19:42	19:42	RLD	EPA 8260C
n-Butylbenzene	<0.014	ug/L	0.014	0.048	1		05/05/2020 19:42	19:42	RLD	EPA 8260C
n-Propylbenzene	<0.020	ug/L	0.020	0.068	1		05/05/2020 19:42	19:42	RLD	EPA 8260C
Naphthalene	<0.022	ug/L	0.022	0.072	1		05/05/2020 19:42	19:42	RLD	EPA 8260C
o-Xylene	<0.017	ug/L	0.017	0.058	1		05/05/2020 19:42	19:42	RLD	EPA 8260C
p-Isopropyltoluene	<0.018	ug/L	0.018	0.059	1		05/05/2020 19:42	19:42	RLD	EPA 8260C
sec-Butylbenzene	<0.014	ug/L	0.014	0.046	1		05/05/2020 19:42	19:42	RLD	EPA 8260C
Styrene	<0.011	ug/L	0.011	0.035	1		05/05/2020 19:42	19:42	RLD	EPA 8260C
tert-Butylbenzene	<0.013	ug/L	0.013	0.042	1		05/05/2020 19:42	19:42	RLD	EPA 8260C
Tetrachloroethene	<0.023	ug/L	0.023	0.077	1		05/05/2020 19:42	19:42	RLD	EPA 8260C
Tetrahydrofuran	<0.28	ug/L	0.28	0.95	1		05/05/2020 19:42	19:42	RLD	EPA 8260C
Toluene	<0.017	ug/L	0.017	0.056	1		05/05/2020 19:42	19:42	RLD	EPA 8260C
trans-1,2-Dichloroethene	<0.029	ug/L	0.029	0.098	1		05/05/2020 19:42	19:42	RLD	EPA 8260C
trans-1,3-Dichloropropene	<0.030	ug/L	0.030	0.11	1		05/05/2020 19:42	19:42	RLD	EPA 8260C
Trichloroethene	<0.025	ug/L	0.025	0.084	1		05/05/2020 19:42	19:42	RLD	EPA 8260C
Trichlorofluoromethane	<0.029	ug/L	0.029	0.095	1		05/05/2020 19:42	19:42	RLD	EPA 8260C
Vinyl acetate	<0.40	ug/L	0.40	1.4	1		05/05/2020 19:42	19:42	RLD	EPA 8260C
Vinyl chloride	0.83	ug/L	0.013	0.043	1		05/05/2020 19:42	19:42	RLD	EPA 8260C
1,2 Dichloroethane-d4	99	% Recovery	70.0	130	1		05/05/2020 19:42	19:42	RLD	EPA 8260C
Bromofluorobenzene	98	% Recovery	70.0	130	1		05/05/2020 19:42	19:42	RLD	EPA 8260C
d8-Toluene	101	% Recovery	70.0	130	1		05/05/2020 19:42	19:42	RLD	EPA 8260C
Dibromofluoromethane	99	% Recovery	70.0	130	1		05/05/2020 19:42	19:42	RLD	EPA 8260C

Unless specifically stated to the contrary, soil/sediment/sludge sample results/LOD/LOQ/RLs were reported on a Dry Weight Basis

CT LAB#: 413611 Sample Description: MW-3B License/Well #: 00467/134 Sampled: 04/27/2020 1424

Analyte	Result	Units	LOD	LOQ	Dilution	Qualifier	Prep Date/Time	Analysis Date/Time	Analyst	Method
Inorganic Results										
Total Sulfate	60	mg/L	4.0	13	5			05/05/2020 18:48	TMG	EPA 9056A
Nitrate+Nitrite Nitrogen Total	<0.057	mg/L	0.057	0.19	1			05/06/2020 10:53	SRW	EPA 353.2
Metals Results										
Dissolved Manganese	79.9	ug/L	2.2	7.3	1			05/01/2020 16:57	NAH	EPA 6010C
Organic Results										
1,1,1,2-Tetrachloroethane	<0.018	ug/L	0.018	0.059	1			05/05/2020 20:10	RLD	EPA 8260C
1,1,1-Trichloroethane	<0.018	ug/L	0.018	0.060	1			05/05/2020 20:10	RLD	EPA 8260C
1,1,2,2-Tetrachloroethane	<0.014	ug/L	0.014	0.048	1			05/05/2020 20:10	RLD	EPA 8260C
1,1,2-Trichloroethane	<0.019	ug/L	0.019	0.062	1			05/05/2020 20:10	RLD	EPA 8260C
1,1-Dichloroethane	<0.015	ug/L	0.015	0.050	1			05/05/2020 20:10	RLD	EPA 8260C
1,1-Dichloroethene	<0.040	ug/L	0.040	0.12	1			05/05/2020 20:10	RLD	EPA 8260C
1,1-Dichloropropene	<0.030	ug/L	0.030	0.10	1			05/05/2020 20:10	RLD	EPA 8260C
1,2,3-Trichlorobenzene	<0.012	ug/L	0.012	0.040	1			05/05/2020 20:10	RLD	EPA 8260C
1,2,3-Trichloropropane	<0.070	ug/L	0.070	0.24	1			05/05/2020 20:10	RLD	EPA 8260C
1,2,4-Trichlorobenzene	<0.012	ug/L	0.012	0.040	1			05/05/2020 20:10	RLD	EPA 8260C
1,2,4-Trimethylbenzene	<0.020	ug/L	0.020	0.065	1			05/05/2020 20:10	RLD	EPA 8260C
1,2-Dibromo-3-chloropropane	<0.070	ug/L	0.070	0.23	1			05/05/2020 20:10	RLD	EPA 8260C
1,2-Dibromoethane	<0.040	ug/L	0.040	0.12	1			05/05/2020 20:10	RLD	EPA 8260C
1,2-Dichlorobenzene	<0.022	ug/L	0.022	0.074	1			05/05/2020 20:10	RLD	EPA 8260C
1,2-Dichloroethane	<0.024	ug/L	0.024	0.080	1			05/05/2020 20:10	RLD	EPA 8260C
1,2-Dichloropropane	<0.024	ug/L	0.024	0.079	1			05/05/2020 20:10	RLD	EPA 8260C
1,3,5-Trimethylbenzene	<0.016	ug/L	0.016	0.054	1			05/05/2020 20:10	RLD	EPA 8260C
1,3-Dichlorobenzene	<0.020	ug/L	0.020	0.066	1			05/05/2020 20:10	RLD	EPA 8260C
1,3-Dichloropropane	<0.030	ug/L	0.030	0.10	1			05/05/2020 20:10	RLD	EPA 8260C
1,4-Dichlorobenzene	<0.017	ug/L	0.017	0.056	1			05/05/2020 20:10	RLD	EPA 8260C

Unless specifically stated to the contrary, soil/sediment/sludge sample results/LOD/LOQ/RLs were reported on a Dry Weight Basis

CT LAB#: 413611 Sample Description: MW-3B

License/Well #: 00467/134

Sampled: 04/27/2020 1424

Analyte	Result	Units	LOD	LOQ	Dilution	Qualifier	Prep Date/Time	Analysis Date/Time	Analyst	Method
1,4-Dioxane	<7.0	ug/L	7.0	22	1			05/05/2020 20:10	RLD	EPA 8260C
2,2-Dichloropropane	<0.015	ug/L	0.015	0.050	1			05/05/2020 20:10	RLD	EPA 8260C
2-Butanone	<0.50	ug/L	0.50	1.6	1			05/05/2020 20:10	RLD	EPA 8260C
2-Chlorotoluene	<0.024	ug/L	0.024	0.080	1			05/05/2020 20:10	RLD	EPA 8260C
2-Hexanone	<0.30	ug/L	0.30	1.0	1			05/05/2020 20:10	RLD	EPA 8260C
4-Chlorotoluene	<0.017	ug/L	0.017	0.057	1			05/05/2020 20:10	RLD	EPA 8260C
4-Methyl-2-pentanone	<0.22	ug/L	0.22	0.74	1			05/05/2020 20:10	RLD	EPA 8260C
Acetone	<0.80	ug/L	0.80	2.6	1			05/05/2020 20:10	RLD	EPA 8260C
Benzene	<0.019	ug/L	0.019	0.062	1			05/05/2020 20:10	RLD	EPA 8260C
Bromobenzene	<0.018	ug/L	0.018	0.060	1			05/05/2020 20:10	RLD	EPA 8260C
Bromochloromethane	<0.040	ug/L	0.040	0.15	1			05/05/2020 20:10	RLD	EPA 8260C
Bromodichloromethane	<0.028	ug/L	0.028	0.093	1			05/05/2020 20:10	RLD	EPA 8260C
Bromoform	<0.030	ug/L	0.030	0.10	1			05/05/2020 20:10	RLD	EPA 8260C
Bromomethane	<0.060	ug/L	0.060	0.19	1	Y		05/05/2020 20:10	RLD	EPA 8260C
Carbon disulfide	0.022	ug/L	0.014 *	0.046	1	B		05/05/2020 20:10	RLD	EPA 8260C
Carbon tetrachloride	<0.029	ug/L	0.029	0.095	1			05/05/2020 20:10	RLD	EPA 8260C
Chlorobenzene	<0.015	ug/L	0.015	0.049	1			05/05/2020 20:10	RLD	EPA 8260C
Chloroethane	<0.023	ug/L	0.023	0.077	1			05/05/2020 20:10	RLD	EPA 8260C
Chloroform	<0.023	ug/L	0.023	0.076	1			05/05/2020 20:10	RLD	EPA 8260C
Chloromethane	<0.030	ug/L	0.030	0.11	1			05/05/2020 20:10	RLD	EPA 8260C
cis-1,2-Dichloroethene	<0.027	ug/L	0.027	0.090	1			05/05/2020 20:10	RLD	EPA 8260C
cis-1,3-Dichloropropene	<0.020	ug/L	0.020	0.067	1			05/05/2020 20:10	RLD	EPA 8260C
Dibromochloromethane	<0.030	ug/L	0.030	0.10	1			05/05/2020 20:10	RLD	EPA 8260C
Dibromomethane	<0.030	ug/L	0.030	0.11	1			05/05/2020 20:10	RLD	EPA 8260C
Dichlorodifluoromethane	<0.030	ug/L	0.030	0.10	1			05/05/2020 20:10	RLD	EPA 8260C
Diisopropyl ether	<0.02	ug/L	0.02	0.05	1			05/05/2020 20:10	RLD	EPA 8260C
Ethylbenzene	<0.016	ug/L	0.016	0.053	1			05/05/2020 20:10	RLD	EPA 8260C

Unless specifically stated to the contrary, soil/sediment/sludge sample results/LOD/LOQ/RLs were reported on a Dry Weight Basis

CT LAB#: 413611 Sample Description: MW-3B

License/Well #: 00467/134

Sampled: 04/27/2020 1424

Analyte	Result	Units	LOD	LOQ	Dilution	Qualifier	Prep Date/Time	Analysis Date/Time	Analyst	Method
Hexachlorobutadiene	<0.030	ug/L	0.030	0.10	1			05/05/2020 20:10	RLD	EPA 8260C
Isopropylbenzene	<0.018	ug/L	0.018	0.059	1			05/05/2020 20:10	RLD	EPA 8260C
m & p-Xylene	<0.030	ug/L	0.030	0.11	1			05/05/2020 20:10	RLD	EPA 8260C
Methyl tert-butyl ether	<0.017	ug/L	0.017	0.055	1			05/05/2020 20:10	RLD	EPA 8260C
Methylene chloride	<0.030	ug/L	0.030	0.12	1			05/05/2020 20:10	RLD	EPA 8260C
n-Butylbenzene	<0.014	ug/L	0.014	0.048	1			05/05/2020 20:10	RLD	EPA 8260C
n-Propylbenzene	<0.020	ug/L	0.020	0.068	1			05/05/2020 20:10	RLD	EPA 8260C
Naphthalene	<0.022	ug/L	0.022	0.072	1			05/05/2020 20:10	RLD	EPA 8260C
o-Xylene	<0.017	ug/L	0.017	0.058	1			05/05/2020 20:10	RLD	EPA 8260C
p-Isopropyltoluene	<0.018	ug/L	0.018	0.059	1			05/05/2020 20:10	RLD	EPA 8260C
sec-Butylbenzene	<0.014	ug/L	0.014	0.046	1			05/05/2020 20:10	RLD	EPA 8260C
Styrene	<0.011	ug/L	0.011	0.035	1			05/05/2020 20:10	RLD	EPA 8260C
tert-Butylbenzene	<0.013	ug/L	0.013	0.042	1			05/05/2020 20:10	RLD	EPA 8260C
Tetrachloroethene	<0.023	ug/L	0.023	0.077	1			05/05/2020 20:10	RLD	EPA 8260C
Tetrahydrofuran	<0.28	ug/L	0.28	0.95	1			05/05/2020 20:10	RLD	EPA 8260C
Toluene	<0.017	ug/L	0.017	0.056	1			05/05/2020 20:10	RLD	EPA 8260C
trans-1,2-Dichloroethene	<0.029	ug/L	0.029	0.098	1			05/05/2020 20:10	RLD	EPA 8260C
trans-1,3-Dichloropropene	<0.030	ug/L	0.030	0.11	1			05/05/2020 20:10	RLD	EPA 8260C
Trichloroethene	<0.025	ug/L	0.025	0.084	1			05/05/2020 20:10	RLD	EPA 8260C
Trichlorofluoromethane	<0.029	ug/L	0.029	0.095	1			05/05/2020 20:10	RLD	EPA 8260C
Vinyl acetate	<0.40	ug/L	0.40	1.4	1			05/05/2020 20:10	RLD	EPA 8260C
Vinyl chloride	<0.013	ug/L	0.013	0.043	1			05/05/2020 20:10	RLD	EPA 8260C
1,2 Dichloroethane-d4	99	% Recovery	70.0	130	1			05/05/2020 20:10	RLD	EPA 8260C
Bromofluorobenzene	96	% Recovery	70.0	130	1			05/05/2020 20:10	RLD	EPA 8260C
d8-Toluene	100	% Recovery	70.0	130	1			05/05/2020 20:10	RLD	EPA 8260C
Dibromofluoromethane	99	% Recovery	70.0	130	1			05/05/2020 20:10	RLD	EPA 8260C

Unless specifically stated to the contrary, soil/sediment/sludge sample results/LOD/LOQ/RLs were reported on a Dry Weight Basis

CT LAB#: 413612 Sample Description: MW-3A License/Well #: 00467/133 Sampled: 04/27/2020 1523

Analyte	Result	Units	LOD	LOQ	Dilution	Qualifier	Prep Date/Time	Analysis Date/Time	Analyst	Method
Inorganic Results										
Total Sulfate	21	mg/L	0.80	2.5	1			05/05/2020 19:08	TMG	EPA 9056A
Nitrate+Nitrite Nitrogen Total	<0.057	mg/L	0.057	0.19	1			05/06/2020 10:57	SRW	EPA 353.2
Metals Results										
Dissolved Manganese	435	ug/L	2.2	7.3	1			05/01/2020 17:04	NAH	EPA 6010C
Organic Results										
1,1,1,2-Tetrachloroethane	<0.018	ug/L	0.018	0.059	1			05/05/2020 20:39	RLD	EPA 8260C
1,1,1-Trichloroethane	<0.018	ug/L	0.018	0.060	1			05/05/2020 20:39	RLD	EPA 8260C
1,1,2,2-Tetrachloroethane	<0.014	ug/L	0.014	0.048	1			05/05/2020 20:39	RLD	EPA 8260C
1,1,2-Trichloroethane	<0.019	ug/L	0.019	0.062	1			05/05/2020 20:39	RLD	EPA 8260C
1,1-Dichloroethane	<0.015	ug/L	0.015	0.050	1			05/05/2020 20:39	RLD	EPA 8260C
1,1-Dichloroethene	<0.040	ug/L	0.040	0.12	1			05/05/2020 20:39	RLD	EPA 8260C
1,1-Dichloropropene	<0.030	ug/L	0.030	0.10	1			05/05/2020 20:39	RLD	EPA 8260C
1,2,3-Trichlorobenzene	<0.012	ug/L	0.012	0.040	1			05/05/2020 20:39	RLD	EPA 8260C
1,2,3-Trichloropropane	<0.070	ug/L	0.070	0.24	1			05/05/2020 20:39	RLD	EPA 8260C
1,2,4-Trichlorobenzene	<0.012	ug/L	0.012	0.040	1			05/05/2020 20:39	RLD	EPA 8260C
1,2,4-Trimethylbenzene	<0.020	ug/L	0.020	0.065	1			05/05/2020 20:39	RLD	EPA 8260C
1,2-Dibromo-3-chloropropane	<0.070	ug/L	0.070	0.23	1			05/05/2020 20:39	RLD	EPA 8260C
1,2-Dibromoethane	<0.040	ug/L	0.040	0.12	1			05/05/2020 20:39	RLD	EPA 8260C
1,2-Dichlorobenzene	<0.022	ug/L	0.022	0.074	1			05/05/2020 20:39	RLD	EPA 8260C
1,2-Dichloroethane	<0.024	ug/L	0.024	0.080	1			05/05/2020 20:39	RLD	EPA 8260C
1,2-Dichloropropane	<0.024	ug/L	0.024	0.079	1			05/05/2020 20:39	RLD	EPA 8260C
1,3,5-Trimethylbenzene	<0.016	ug/L	0.016	0.054	1			05/05/2020 20:39	RLD	EPA 8260C
1,3-Dichlorobenzene	<0.020	ug/L	0.020	0.066	1			05/05/2020 20:39	RLD	EPA 8260C
1,3-Dichloropropane	<0.030	ug/L	0.030	0.10	1			05/05/2020 20:39	RLD	EPA 8260C
1,4-Dichlorobenzene	<0.017	ug/L	0.017	0.056	1			05/05/2020 20:39	RLD	EPA 8260C

Unless specifically stated to the contrary, soil/sediment/sludge sample results/LOD/LOQ/RLs were reported on a Dry Weight Basis

CT LAB#: 413612 Sample Description: MW-3A

License/Well #: 00467/133

Sampled: 04/27/2020 1523

Analyte	Result	Units	LOD	LOQ	Dilution	Qualifier	Prep Date/Time	Analysis Date/Time	Analyst	Method
1,4-Dioxane	<7.0	ug/L	7.0	22	1			05/05/2020 20:39	RLD	EPA 8260C
2,2-Dichloropropane	<0.015	ug/L	0.015	0.050	1			05/05/2020 20:39	RLD	EPA 8260C
2-Butanone	<0.50	ug/L	0.50	1.6	1			05/05/2020 20:39	RLD	EPA 8260C
2-Chlorotoluene	<0.024	ug/L	0.024	0.080	1			05/05/2020 20:39	RLD	EPA 8260C
2-Hexanone	<0.30	ug/L	0.30	1.0	1			05/05/2020 20:39	RLD	EPA 8260C
4-Chlorotoluene	<0.017	ug/L	0.017	0.057	1			05/05/2020 20:39	RLD	EPA 8260C
4-Methyl-2-pentanone	<0.22	ug/L	0.22	0.74	1			05/05/2020 20:39	RLD	EPA 8260C
Acetone	<0.80	ug/L	0.80	2.6	1			05/05/2020 20:39	RLD	EPA 8260C
Benzene	<0.019	ug/L	0.019	0.062	1			05/05/2020 20:39	RLD	EPA 8260C
Bromobenzene	<0.018	ug/L	0.018	0.060	1			05/05/2020 20:39	RLD	EPA 8260C
Bromochloromethane	<0.040	ug/L	0.040	0.15	1			05/05/2020 20:39	RLD	EPA 8260C
Bromodichloromethane	<0.028	ug/L	0.028	0.093	1			05/05/2020 20:39	RLD	EPA 8260C
Bromoform	<0.030	ug/L	0.030	0.10	1			05/05/2020 20:39	RLD	EPA 8260C
Bromomethane	<0.060	ug/L	0.060	0.19	1	Y		05/05/2020 20:39	RLD	EPA 8260C
Carbon disulfide	0.024	ug/L	0.014 *	0.046	1	B		05/05/2020 20:39	RLD	EPA 8260C
Carbon tetrachloride	<0.029	ug/L	0.029	0.095	1			05/05/2020 20:39	RLD	EPA 8260C
Chlorobenzene	<0.015	ug/L	0.015	0.049	1			05/05/2020 20:39	RLD	EPA 8260C
Chloroethane	<0.023	ug/L	0.023	0.077	1			05/05/2020 20:39	RLD	EPA 8260C
Chloroform	<0.023	ug/L	0.023	0.076	1			05/05/2020 20:39	RLD	EPA 8260C
Chloromethane	0.047	ug/L	0.030 *	0.11	1	B		05/05/2020 20:39	RLD	EPA 8260C
cis-1,2-Dichloroethene	<0.027	ug/L	0.027	0.090	1			05/05/2020 20:39	RLD	EPA 8260C
cis-1,3-Dichloropropene	<0.020	ug/L	0.020	0.067	1			05/05/2020 20:39	RLD	EPA 8260C
Dibromochloromethane	<0.030	ug/L	0.030	0.10	1			05/05/2020 20:39	RLD	EPA 8260C
Dibromomethane	<0.030	ug/L	0.030	0.11	1			05/05/2020 20:39	RLD	EPA 8260C
Dichlorodifluoromethane	<0.030	ug/L	0.030	0.10	1			05/05/2020 20:39	RLD	EPA 8260C
Diisopropyl ether	<0.02	ug/L	0.02	0.05	1			05/05/2020 20:39	RLD	EPA 8260C
Ethylbenzene	<0.016	ug/L	0.016	0.053	1			05/05/2020 20:39	RLD	EPA 8260C

Unless specifically stated to the contrary, soil/sediment/sludge sample results/LOD/LOQ/RLs were reported on a Dry Weight Basis

CT LAB#: 413612 Sample Description: MW-3A

License/Well #: 00467/133

Sampled: 04/27/2020 1523

Analyte	Result	Units	LOD	LOQ	Dilution	Qualifier	Prep Date/Time	Analysis Date/Time	Analyst	Method
Hexachlorobutadiene	<0.030	ug/L	0.030	0.10	1			05/05/2020 20:39	RLD	EPA 8260C
Isopropylbenzene	<0.018	ug/L	0.018	0.059	1			05/05/2020 20:39	RLD	EPA 8260C
m & p-Xylene	<0.030	ug/L	0.030	0.11	1			05/05/2020 20:39	RLD	EPA 8260C
Methyl tert-butyl ether	<0.017	ug/L	0.017	0.055	1			05/05/2020 20:39	RLD	EPA 8260C
Methylene chloride	<0.030	ug/L	0.030	0.12	1			05/05/2020 20:39	RLD	EPA 8260C
n-Butylbenzene	<0.014	ug/L	0.014	0.048	1			05/05/2020 20:39	RLD	EPA 8260C
n-Propylbenzene	<0.020	ug/L	0.020	0.068	1			05/05/2020 20:39	RLD	EPA 8260C
Naphthalene	<0.022	ug/L	0.022	0.072	1			05/05/2020 20:39	RLD	EPA 8260C
o-Xylene	<0.017	ug/L	0.017	0.058	1			05/05/2020 20:39	RLD	EPA 8260C
p-Isopropyltoluene	<0.018	ug/L	0.018	0.059	1			05/05/2020 20:39	RLD	EPA 8260C
sec-Butylbenzene	<0.014	ug/L	0.014	0.046	1			05/05/2020 20:39	RLD	EPA 8260C
Styrene	<0.011	ug/L	0.011	0.035	1			05/05/2020 20:39	RLD	EPA 8260C
tert-Butylbenzene	<0.013	ug/L	0.013	0.042	1			05/05/2020 20:39	RLD	EPA 8260C
Tetrachloroethene	<0.023	ug/L	0.023	0.077	1			05/05/2020 20:39	RLD	EPA 8260C
Tetrahydrofuran	<0.28	ug/L	0.28	0.95	1			05/05/2020 20:39	RLD	EPA 8260C
Toluene	<0.017	ug/L	0.017	0.056	1			05/05/2020 20:39	RLD	EPA 8260C
trans-1,2-Dichloroethene	<0.029	ug/L	0.029	0.098	1			05/05/2020 20:39	RLD	EPA 8260C
trans-1,3-Dichloropropene	<0.030	ug/L	0.030	0.11	1			05/05/2020 20:39	RLD	EPA 8260C
Trichloroethene	<0.025	ug/L	0.025	0.084	1			05/05/2020 20:39	RLD	EPA 8260C
Trichlorofluoromethane	<0.029	ug/L	0.029	0.095	1			05/05/2020 20:39	RLD	EPA 8260C
Vinyl acetate	<0.40	ug/L	0.40	1.4	1			05/05/2020 20:39	RLD	EPA 8260C
Vinyl chloride	<0.013	ug/L	0.013	0.043	1			05/05/2020 20:39	RLD	EPA 8260C
1,2 Dichloroethane-d4	101	% Recovery	70.0	130	1			05/05/2020 20:39	RLD	EPA 8260C
Bromofluorobenzene	98	% Recovery	70.0	130	1			05/05/2020 20:39	RLD	EPA 8260C
d8-Toluene	100	% Recovery	70.0	130	1			05/05/2020 20:39	RLD	EPA 8260C
Dibromofluoromethane	98	% Recovery	70.0	130	1			05/05/2020 20:39	RLD	EPA 8260C

Unless specifically stated to the contrary, soil/sediment/sludge sample results/LOD/LOQ/RLs were reported on a Dry Weight Basis

CT LAB#: 413613 Sample Description: MW-103 License/Well #: 00467/112 Sampled: 04/28/2020 0935

Analyte	Result	Units	LOD	LOQ	Dilution	Qualifier	Prep Date/Time	Analysis Date/Time	Analyst	Method
Inorganic Results										
Total Sulfate	140	mg/L	4.0	13	5			05/05/2020 19:28	TMG	EPA 9056A
Nitrate+Nitrite Nitrogen Total	24	mg/L	0.29	0.95	5			05/06/2020 12:24	SRW	EPA 353.2
Metals Results										
Dissolved Manganese	<2.2	ug/L	2.2	7.3	1			05/01/2020 17:28	NAH	EPA 6010C
Organic Results										
1,1,1,2-Tetrachloroethane	<0.018	ug/L	0.018	0.059	1			05/05/2020 21:08	RLD	EPA 8260C
1,1,1-Trichloroethane	<0.018	ug/L	0.018	0.060	1			05/05/2020 21:08	RLD	EPA 8260C
1,1,2,2-Tetrachloroethane	<0.014	ug/L	0.014	0.048	1			05/05/2020 21:08	RLD	EPA 8260C
1,1,2-Trichloroethane	<0.019	ug/L	0.019	0.062	1			05/05/2020 21:08	RLD	EPA 8260C
1,1-Dichloroethane	<0.015	ug/L	0.015	0.050	1			05/05/2020 21:08	RLD	EPA 8260C
1,1-Dichloroethene	<0.040	ug/L	0.040	0.12	1			05/05/2020 21:08	RLD	EPA 8260C
1,1-Dichloropropene	<0.030	ug/L	0.030	0.10	1			05/05/2020 21:08	RLD	EPA 8260C
1,2,3-Trichlorobenzene	<0.012	ug/L	0.012	0.040	1			05/05/2020 21:08	RLD	EPA 8260C
1,2,3-Trichloropropane	<0.070	ug/L	0.070	0.24	1			05/05/2020 21:08	RLD	EPA 8260C
1,2,4-Trichlorobenzene	<0.012	ug/L	0.012	0.040	1			05/05/2020 21:08	RLD	EPA 8260C
1,2,4-Trimethylbenzene	<0.020	ug/L	0.020	0.065	1			05/05/2020 21:08	RLD	EPA 8260C
1,2-Dibromo-3-chloropropane	<0.070	ug/L	0.070	0.23	1			05/05/2020 21:08	RLD	EPA 8260C
1,2-Dibromoethane	<0.040	ug/L	0.040	0.12	1			05/05/2020 21:08	RLD	EPA 8260C
1,2-Dichlorobenzene	<0.022	ug/L	0.022	0.074	1			05/05/2020 21:08	RLD	EPA 8260C
1,2-Dichloroethane	<0.024	ug/L	0.024	0.080	1			05/05/2020 21:08	RLD	EPA 8260C
1,2-Dichloropropane	<0.024	ug/L	0.024	0.079	1			05/05/2020 21:08	RLD	EPA 8260C
1,3,5-Trimethylbenzene	<0.016	ug/L	0.016	0.054	1			05/05/2020 21:08	RLD	EPA 8260C
1,3-Dichlorobenzene	<0.020	ug/L	0.020	0.066	1			05/05/2020 21:08	RLD	EPA 8260C
1,3-Dichloropropane	<0.030	ug/L	0.030	0.10	1			05/05/2020 21:08	RLD	EPA 8260C
1,4-Dichlorobenzene	<0.017	ug/L	0.017	0.056	1			05/05/2020 21:08	RLD	EPA 8260C

Unless specifically stated to the contrary, soil/sediment/sludge sample results/LOD/LOQ/RLs were reported on a Dry Weight Basis

CT LAB#: 413613 Sample Description: MW-103

License/Well #: 00467/112

Sampled: 04/28/2020 0935

Analyte	Result	Units	LOD	LOQ	Dilution	Qualifier	Prep Date/Time	Analysis Date/Time	Analyst	Method
1,4-Dioxane	<7.0	ug/L	7.0	22	1			05/05/2020 21:08	RLD	EPA 8260C
2,2-Dichloropropane	<0.015	ug/L	0.015	0.050	1			05/05/2020 21:08	RLD	EPA 8260C
2-Butanone	<0.50	ug/L	0.50	1.6	1			05/05/2020 21:08	RLD	EPA 8260C
2-Chlorotoluene	<0.024	ug/L	0.024	0.080	1			05/05/2020 21:08	RLD	EPA 8260C
2-Hexanone	<0.30	ug/L	0.30	1.0	1			05/05/2020 21:08	RLD	EPA 8260C
4-Chlorotoluene	<0.017	ug/L	0.017	0.057	1			05/05/2020 21:08	RLD	EPA 8260C
4-Methyl-2-pentanone	<0.22	ug/L	0.22	0.74	1			05/05/2020 21:08	RLD	EPA 8260C
Acetone	1.1	ug/L	0.80 *	2.6	1	B		05/05/2020 21:08	RLD	EPA 8260C
Benzene	<0.019	ug/L	0.019	0.062	1			05/05/2020 21:08	RLD	EPA 8260C
Bromobenzene	<0.018	ug/L	0.018	0.060	1			05/05/2020 21:08	RLD	EPA 8260C
Bromochloromethane	<0.040	ug/L	0.040	0.15	1			05/05/2020 21:08	RLD	EPA 8260C
Bromodichloromethane	<0.028	ug/L	0.028	0.093	1			05/05/2020 21:08	RLD	EPA 8260C
Bromoform	<0.030	ug/L	0.030	0.10	1			05/05/2020 21:08	RLD	EPA 8260C
Bromomethane	<0.060	ug/L	0.060	0.19	1	Y		05/05/2020 21:08	RLD	EPA 8260C
Carbon disulfide	0.022	ug/L	0.014 *	0.046	1	B		05/05/2020 21:08	RLD	EPA 8260C
Carbon tetrachloride	<0.029	ug/L	0.029	0.095	1			05/05/2020 21:08	RLD	EPA 8260C
Chlorobenzene	<0.015	ug/L	0.015	0.049	1			05/05/2020 21:08	RLD	EPA 8260C
Chloroethane	<0.023	ug/L	0.023	0.077	1			05/05/2020 21:08	RLD	EPA 8260C
Chloroform	<0.023	ug/L	0.023	0.076	1			05/05/2020 21:08	RLD	EPA 8260C
Chloromethane	0.061	ug/L	0.030 *	0.11	1	B		05/05/2020 21:08	RLD	EPA 8260C
cis-1,2-Dichloroethene	0.24	ug/L	0.027	0.090	1			05/05/2020 21:08	RLD	EPA 8260C
cis-1,3-Dichloropropene	<0.020	ug/L	0.020	0.067	1			05/05/2020 21:08	RLD	EPA 8260C
Dibromochloromethane	<0.030	ug/L	0.030	0.10	1			05/05/2020 21:08	RLD	EPA 8260C
Dibromomethane	<0.030	ug/L	0.030	0.11	1			05/05/2020 21:08	RLD	EPA 8260C
Dichlorodifluoromethane	<0.030	ug/L	0.030	0.10	1			05/05/2020 21:08	RLD	EPA 8260C
Diisopropyl ether	<0.02	ug/L	0.02	0.05	1			05/05/2020 21:08	RLD	EPA 8260C
Ethylbenzene	<0.016	ug/L	0.016	0.053	1			05/05/2020 21:08	RLD	EPA 8260C

Unless specifically stated to the contrary, soil/sediment/sludge sample results/LOD/LOQ/RLs were reported on a Dry Weight Basis

CT LAB#: 413613 Sample Description: MW-103 License/Well #: 00467/112 Sampled: 04/28/2020 0935

Analyte	Result	Units	LOD	LOQ	Dilution	Qualifier	Prep Date/Time	Analysis Date/Time	Analyst	Method
Hexachlorobutadiene	<0.030	ug/L	0.030	0.10	1			05/05/2020 21:08	RLD	EPA 8260C
Isopropylbenzene	<0.018	ug/L	0.018	0.059	1			05/05/2020 21:08	RLD	EPA 8260C
m & p-Xylene	<0.030	ug/L	0.030	0.11	1			05/05/2020 21:08	RLD	EPA 8260C
Methyl tert-butyl ether	<0.017	ug/L	0.017	0.055	1			05/05/2020 21:08	RLD	EPA 8260C
Methylene chloride	<0.030	ug/L	0.030	0.12	1			05/05/2020 21:08	RLD	EPA 8260C
n-Butylbenzene	<0.014	ug/L	0.014	0.048	1			05/05/2020 21:08	RLD	EPA 8260C
n-Propylbenzene	<0.020	ug/L	0.020	0.068	1			05/05/2020 21:08	RLD	EPA 8260C
Naphthalene	<0.022	ug/L	0.022	0.072	1			05/05/2020 21:08	RLD	EPA 8260C
o-Xylene	<0.017	ug/L	0.017	0.058	1			05/05/2020 21:08	RLD	EPA 8260C
p-Isopropyltoluene	<0.018	ug/L	0.018	0.059	1			05/05/2020 21:08	RLD	EPA 8260C
sec-Butylbenzene	<0.014	ug/L	0.014	0.046	1			05/05/2020 21:08	RLD	EPA 8260C
Styrene	<0.011	ug/L	0.011	0.035	1			05/05/2020 21:08	RLD	EPA 8260C
tert-Butylbenzene	<0.013	ug/L	0.013	0.042	1			05/05/2020 21:08	RLD	EPA 8260C
Tetrachloroethene	0.25	ug/L	0.023	0.077	1			05/05/2020 21:08	RLD	EPA 8260C
Tetrahydrofuran	<0.28	ug/L	0.28	0.95	1			05/05/2020 21:08	RLD	EPA 8260C
Toluene	<0.017	ug/L	0.017	0.056	1			05/05/2020 21:08	RLD	EPA 8260C
trans-1,2-Dichloroethene	<0.029	ug/L	0.029	0.098	1			05/05/2020 21:08	RLD	EPA 8260C
trans-1,3-Dichloropropene	<0.030	ug/L	0.030	0.11	1			05/05/2020 21:08	RLD	EPA 8260C
Trichloroethene	1.4	ug/L	0.025	0.084	1			05/05/2020 21:08	RLD	EPA 8260C
Trichlorofluoromethane	<0.029	ug/L	0.029	0.095	1			05/05/2020 21:08	RLD	EPA 8260C
Vinyl acetate	<0.40	ug/L	0.40	1.4	1			05/05/2020 21:08	RLD	EPA 8260C
Vinyl chloride	<0.013	ug/L	0.013	0.043	1			05/05/2020 21:08	RLD	EPA 8260C
1,2 Dichloroethane-d4	104	% Recovery	70.0	130	1			05/05/2020 21:08	RLD	EPA 8260C
Bromofluorobenzene	97	% Recovery	70.0	130	1			05/05/2020 21:08	RLD	EPA 8260C
d8-Toluene	100	% Recovery	70.0	130	1			05/05/2020 21:08	RLD	EPA 8260C
Dibromofluoromethane	98	% Recovery	70.0	130	1			05/05/2020 21:08	RLD	EPA 8260C

Unless specifically stated to the contrary, soil/sediment/sludge sample results/LOD/LOQ/RLs were reported on a Dry Weight Basis

CT LAB#: 413614 Sample Description: RHODE License/Well #: 00467/207 Sampled: 04/28/2020 1027

Analyte	Result	Units	LOD	LOQ	Dilution	Qualifier	Prep Date/Time	Analysis Date/Time	Analyst	Method
Inorganic Results										
Total Sulfate	23	mg/L	0.80	2.5	1			05/05/2020 19:48	TMG	EPA 9056A
Nitrate+Nitrite Nitrogen Total	<0.057	mg/L	0.057	0.19	1			05/06/2020 10:59	SRW	EPA 353.2
Metals Results										
Dissolved Manganese	98.7	ug/L	2.2	7.3	1			05/01/2020 17:35	NAH	EPA 6010C
Organic Results										
1,1,1,2-Tetrachloroethane	<0.30	ug/L	0.30	1.0	1			05/05/2020 21:42	DGS	EPA 524.2
1,1,1-Trichloroethane	<0.28	ug/L	0.28	0.93	1			05/05/2020 21:42	DGS	EPA 524.2
1,1,2,2-Tetrachloroethane	<0.50	ug/L	0.50	1.6	1			05/05/2020 21:42	DGS	EPA 524.2
1,1,2-Trichloroethane	<0.40	ug/L	0.40	1.3	1			05/05/2020 21:42	DGS	EPA 524.2
1,1-Dichloroethane	<0.28	ug/L	0.28	0.95	1			05/05/2020 21:42	DGS	EPA 524.2
1,1-Dichloroethene	<0.30	ug/L	0.30	1.1	1			05/05/2020 21:42	DGS	EPA 524.2
1,1-Dichloropropene	<0.30	ug/L	0.30	1.1	1			05/05/2020 21:42	DGS	EPA 524.2
1,2,3-Trichlorobenzene	<0.50	ug/L	0.50	1.6	1			05/05/2020 21:42	DGS	EPA 524.2
1,2,3-Trichloropropane	<0.25	ug/L	0.25	0.83	1			05/05/2020 21:42	DGS	EPA 524.2
1,2,4-Trichlorobenzene	<0.40	ug/L	0.40	1.4	1			05/05/2020 21:42	DGS	EPA 524.2
1,2,4-Trimethylbenzene	<0.30	ug/L	0.30	1.1	1			05/05/2020 21:42	DGS	EPA 524.2
1,2-Dichlorobenzene	<0.40	ug/L	0.40	1.2	1			05/05/2020 21:42	DGS	EPA 524.2
1,2-Dichloroethane	<0.23	ug/L	0.23	0.76	1			05/05/2020 21:42	DGS	EPA 524.2
1,2-Dichloropropane	<0.30	ug/L	0.30	1.0	1			05/05/2020 21:42	DGS	EPA 524.2
1,3,5-Trimethylbenzene	<0.29	ug/L	0.29	0.98	1			05/05/2020 21:42	DGS	EPA 524.2
1,3-Dichlorobenzene	<0.26	ug/L	0.26	0.87	1			05/05/2020 21:42	DGS	EPA 524.2
1,3-Dichloropropane	<0.30	ug/L	0.30	1.1	1			05/05/2020 21:42	DGS	EPA 524.2
1,4-Dichlorobenzene	<0.29	ug/L	0.29	0.98	1			05/05/2020 21:42	DGS	EPA 524.2
2,2-Dichloropropane	<0.40	ug/L	0.40	1.2	1			05/05/2020 21:42	DGS	EPA 524.2
2-Chlorotoluene	<0.30	ug/L	0.30	1.0	1			05/05/2020 21:42	DGS	EPA 524.2

Unless specifically stated to the contrary, soil/sediment/sludge sample results/LOD/LOQ/RLs were reported on a Dry Weight Basis

CT LAB#: 413614 Sample Description: RHODE

License/Well #: 00467/207

Sampled: 04/28/2020 1027

Analyte	Result	Units	LOD	LOQ	Dilution	Qualifier	Prep Date/Time	Analysis Date/Time	Analyst	Method
4-Chlorotoluene	<0.40	ug/L	0.40	1.2	1			05/05/2020 21:42	DGS	EPA 524.2
Benzene	<0.26	ug/L	0.26	0.87	1			05/05/2020 21:42	DGS	EPA 524.2
Bromobenzene	<0.40	ug/L	0.40	1.4	1			05/05/2020 21:42	DGS	EPA 524.2
Bromochloromethane	<0.40	ug/L	0.40	1.2	1			05/05/2020 21:42	DGS	EPA 524.2
Bromodichloromethane	<0.24	ug/L	0.24	0.81	1			05/05/2020 21:42	DGS	EPA 524.2
Bromoform	<0.40	ug/L	0.40	1.2	1			05/05/2020 21:42	DGS	EPA 524.2
Bromomethane	<0.40	ug/L	0.40	1.4	1			05/05/2020 21:42	DGS	EPA 524.2
Carbon tetrachloride	<0.28	ug/L	0.28	0.94	1			05/05/2020 21:42	DGS	EPA 524.2
Chlorobenzene	<0.25	ug/L	0.25	0.84	1			05/05/2020 21:42	DGS	EPA 524.2
Chlorodibromomethane	<0.40	ug/L	0.40	1.4	1			05/05/2020 21:42	DGS	EPA 524.2
Chloroethane	<0.30	ug/L	0.30	1.3	1			05/05/2020 21:42	DGS	EPA 524.2
Chloroform	<0.23	ug/L	0.23	0.78	1			05/05/2020 21:42	DGS	EPA 524.2
Chloromethane	<0.19	ug/L	0.19	0.63	1			05/05/2020 21:42	DGS	EPA 524.2
cis-1,2-Dichloroethene	<0.28	ug/L	0.28	0.94	1			05/05/2020 21:42	DGS	EPA 524.2
cis-1,3-Dichloropropene	<0.22	ug/L	0.22	0.73	1			05/05/2020 21:42	DGS	EPA 524.2
Dibromomethane	<0.30	ug/L	0.30	1.0	1			05/05/2020 21:42	DGS	EPA 524.2
Dichlorodifluoromethane	<0.30	ug/L	0.30	1.0	1			05/05/2020 21:42	DGS	EPA 524.2
Ethylbenzene	<0.27	ug/L	0.27	0.89	1			05/05/2020 21:42	DGS	EPA 524.2
Hexachlorobutadiene	<0.40	ug/L	0.40	1.4	1			05/05/2020 21:42	DGS	EPA 524.2
Isopropylbenzene	<0.29	ug/L	0.29	0.98	1			05/05/2020 21:42	DGS	EPA 524.2
Methyl tert-butyl ether	<0.26	ug/L	0.26	0.86	1			05/05/2020 21:42	DGS	EPA 524.2
Methylene chloride	<0.30	ug/L	0.30	0.99	1			05/05/2020 21:42	DGS	EPA 524.2
n-Butylbenzene	<0.30	ug/L	0.30	1.0	1			05/05/2020 21:42	DGS	EPA 524.2
n-Propylbenzene	<0.26	ug/L	0.26	0.85	1			05/05/2020 21:42	DGS	EPA 524.2
Naphthalene	<0.50	ug/L	0.50	1.5	1			05/05/2020 21:42	DGS	EPA 524.2
p-Isopropyltoluene	<0.25	ug/L	0.25	0.82	1			05/05/2020 21:42	DGS	EPA 524.2
sec-Butylbenzene	<0.26	ug/L	0.26	0.85	1			05/05/2020 21:42	DGS	EPA 524.2

Unless specifically stated to the contrary, soil/sediment/sludge sample results/LOD/LOQ/RLs were reported on a Dry Weight Basis

CT LAB#: 413614 Sample Description: RHODE

License/Well #: 00467/207

Sampled: 04/28/2020 1027

Analyte	Result	Units	LOD	LOQ	Dilution	Qualifier	Prep Date/Time	Analysis Date/Time	Analyst	Method
Styrene	<0.30	ug/L	0.30	1.0	1		05/05/2020 21:42	DGS	EPA 524.2	
tert-Butylbenzene	<0.24	ug/L	0.24	0.80	1		05/05/2020 21:42	DGS	EPA 524.2	
Tetrachloroethene	<0.26	ug/L	0.26	0.87	1		05/05/2020 21:42	DGS	EPA 524.2	
Toluene	<0.25	ug/L	0.25	0.84	1		05/05/2020 21:42	DGS	EPA 524.2	
Total Xylene	<0.26	ug/L	0.26	0.88	1		05/05/2020 21:42	DGS	EPA 524.2	
trans-1,2-Dichloroethene	<0.23	ug/L	0.23	0.75	1		05/05/2020 21:42	DGS	EPA 524.2	
trans-1,3-Dichloropropene	<0.28	ug/L	0.28	0.93	1		05/05/2020 21:42	DGS	EPA 524.2	
Trichloroethene	<0.30	ug/L	0.30	1.0	1		05/05/2020 21:42	DGS	EPA 524.2	
Trichlorofluoromethane	<0.24	ug/L	0.24	0.80	1		05/05/2020 21:42	DGS	EPA 524.2	
Vinyl chloride	<0.17	ug/L	0.17	0.58	1		05/05/2020 21:42	DGS	EPA 524.2	
1,2-Dichlorobenzene-d4	100	% Recovery	80.0	120	1		05/05/2020 21:42	DGS	EPA 524.2	
Bromofluorobenzene	101	% Recovery	80.0	120	1		05/05/2020 21:42	DGS	EPA 524.2	

CT LAB#: 413616 Sample Description: MW-107 License/Well #: 00467/117 Sampled: 04/28/2020 1110

Analyte	Result	Units	LOD	LOQ	Dilution	Qualifier	Prep Date/Time	Analysis Date/Time	Analyst	Method
Inorganic Results										
Total Sulfate	13	mg/L	0.80	2.5	1			05/05/2020 20:08	TMG	EPA 9056A
Nitrate+Nitrite Nitrogen Total	3.5	mg/L	0.057	0.19	1			05/06/2020 11:00	SRW	EPA 353.2
Metals Results										
Dissolved Manganese	<2.2	ug/L	2.2	7.3	1			05/01/2020 17:41	NAH	EPA 6010C
Organic Results										
1,1,1,2-Tetrachloroethane	<0.018	ug/L	0.018	0.059	1			05/06/2020 09:43	RLD	EPA 8260C
1,1,1-Trichloroethane	<0.018	ug/L	0.018	0.060	1			05/06/2020 09:43	RLD	EPA 8260C
1,1,2,2-Tetrachloroethane	<0.014	ug/L	0.014	0.048	1			05/06/2020 09:43	RLD	EPA 8260C
1,1,2-Trichloroethane	<0.019	ug/L	0.019	0.062	1			05/06/2020 09:43	RLD	EPA 8260C
1,1-Dichloroethane	<0.015	ug/L	0.015	0.050	1			05/06/2020 09:43	RLD	EPA 8260C
1,1-Dichloroethene	<0.040	ug/L	0.040	0.12	1			05/06/2020 09:43	RLD	EPA 8260C
1,1-Dichloropropene	<0.030	ug/L	0.030	0.10	1			05/06/2020 09:43	RLD	EPA 8260C
1,2,3-Trichlorobenzene	<0.012	ug/L	0.012	0.040	1			05/06/2020 09:43	RLD	EPA 8260C
1,2,3-Trichloropropane	<0.070	ug/L	0.070	0.24	1			05/06/2020 09:43	RLD	EPA 8260C
1,2,4-Trichlorobenzene	<0.012	ug/L	0.012	0.040	1			05/06/2020 09:43	RLD	EPA 8260C
1,2,4-Trimethylbenzene	<0.020	ug/L	0.020	0.065	1			05/06/2020 09:43	RLD	EPA 8260C
1,2-Dibromo-3-chloropropane	<0.070	ug/L	0.070	0.23	1			05/06/2020 09:43	RLD	EPA 8260C
1,2-Dibromoethane	<0.040	ug/L	0.040	0.12	1			05/06/2020 09:43	RLD	EPA 8260C
1,2-Dichlorobenzene	<0.022	ug/L	0.022	0.074	1			05/06/2020 09:43	RLD	EPA 8260C
1,2-Dichloroethane	<0.024	ug/L	0.024	0.080	1			05/06/2020 09:43	RLD	EPA 8260C
1,2-Dichloropropane	<0.024	ug/L	0.024	0.079	1			05/06/2020 09:43	RLD	EPA 8260C
1,3,5-Trimethylbenzene	<0.016	ug/L	0.016	0.054	1			05/06/2020 09:43	RLD	EPA 8260C
1,3-Dichlorobenzene	<0.020	ug/L	0.020	0.066	1			05/06/2020 09:43	RLD	EPA 8260C
1,3-Dichloropropane	<0.030	ug/L	0.030	0.10	1			05/06/2020 09:43	RLD	EPA 8260C
1,4-Dichlorobenzene	<0.017	ug/L	0.017	0.056	1			05/06/2020 09:43	RLD	EPA 8260C

Unless specifically stated to the contrary, soil/sediment/sludge sample results/LOD/LOQ/RLs were reported on a Dry Weight Basis

CT LAB#: 413616 Sample Description: MW-107

License/Well #: 00467/117

Sampled: 04/28/2020 1110

Analyte	Result	Units	LOD	LOQ	Dilution	Qualifier	Prep Date/Time	Analysis Date/Time	Analyst	Method
1,4-Dioxane	<7.0	ug/L	7.0	22	1			05/06/2020 09:43	RLD	EPA 8260C
2,2-Dichloropropane	<0.015	ug/L	0.015	0.050	1			05/06/2020 09:43	RLD	EPA 8260C
2-Butanone	<0.50	ug/L	0.50	1.6	1			05/06/2020 09:43	RLD	EPA 8260C
2-Chlorotoluene	<0.024	ug/L	0.024	0.080	1			05/06/2020 09:43	RLD	EPA 8260C
2-Hexanone	<0.30	ug/L	0.30	1.0	1			05/06/2020 09:43	RLD	EPA 8260C
4-Chlorotoluene	<0.017	ug/L	0.017	0.057	1			05/06/2020 09:43	RLD	EPA 8260C
4-Methyl-2-pentanone	<0.22	ug/L	0.22	0.74	1			05/06/2020 09:43	RLD	EPA 8260C
Acetone	<0.80	ug/L	0.80	2.6	1			05/06/2020 09:43	RLD	EPA 8260C
Benzene	<0.019	ug/L	0.019	0.062	1			05/06/2020 09:43	RLD	EPA 8260C
Bromobenzene	<0.018	ug/L	0.018	0.060	1			05/06/2020 09:43	RLD	EPA 8260C
Bromochloromethane	<0.040	ug/L	0.040	0.15	1			05/06/2020 09:43	RLD	EPA 8260C
Bromodichloromethane	<0.028	ug/L	0.028	0.093	1			05/06/2020 09:43	RLD	EPA 8260C
Bromoform	<0.030	ug/L	0.030	0.10	1			05/06/2020 09:43	RLD	EPA 8260C
Bromomethane	<0.060	ug/L	0.060	0.19	1	Y		05/06/2020 09:43	RLD	EPA 8260C
Carbon disulfide	0.018	ug/L	0.014 *	0.046	1	B		05/06/2020 09:43	RLD	EPA 8260C
Carbon tetrachloride	<0.029	ug/L	0.029	0.095	1			05/06/2020 09:43	RLD	EPA 8260C
Chlorobenzene	<0.015	ug/L	0.015	0.049	1			05/06/2020 09:43	RLD	EPA 8260C
Chloroethane	<0.023	ug/L	0.023	0.077	1			05/06/2020 09:43	RLD	EPA 8260C
Chloroform	<0.023	ug/L	0.023	0.076	1			05/06/2020 09:43	RLD	EPA 8260C
Chloromethane	<0.030	ug/L	0.030	0.11	1			05/06/2020 09:43	RLD	EPA 8260C
cis-1,2-Dichloroethene	<0.027	ug/L	0.027	0.090	1			05/06/2020 09:43	RLD	EPA 8260C
cis-1,3-Dichloropropene	<0.020	ug/L	0.020	0.067	1			05/06/2020 09:43	RLD	EPA 8260C
Dibromochloromethane	<0.030	ug/L	0.030	0.10	1			05/06/2020 09:43	RLD	EPA 8260C
Dibromomethane	<0.030	ug/L	0.030	0.11	1			05/06/2020 09:43	RLD	EPA 8260C
Dichlorodifluoromethane	<0.030	ug/L	0.030	0.10	1			05/06/2020 09:43	RLD	EPA 8260C
Diisopropyl ether	<0.02	ug/L	0.02	0.05	1			05/06/2020 09:43	RLD	EPA 8260C
Ethylbenzene	<0.016	ug/L	0.016	0.053	1			05/06/2020 09:43	RLD	EPA 8260C

Unless specifically stated to the contrary, soil/sediment/sludge sample results/LOD/LOQ/RLs were reported on a Dry Weight Basis

CT LAB#: 413616 Sample Description: MW-107

License/Well #: 00467/117

Sampled: 04/28/2020 1110

Analyte	Result	Units	LOD	LOQ	Dilution	Qualifier	Prep Date/Time	Analysis Date/Time	Analyst	Method
Hexachlorobutadiene	<0.030	ug/L	0.030	0.10	1			05/06/2020 09:43	RLD	EPA 8260C
Isopropylbenzene	<0.018	ug/L	0.018	0.059	1			05/06/2020 09:43	RLD	EPA 8260C
m & p-Xylene	<0.030	ug/L	0.030	0.11	1			05/06/2020 09:43	RLD	EPA 8260C
Methyl tert-butyl ether	<0.017	ug/L	0.017	0.055	1			05/06/2020 09:43	RLD	EPA 8260C
Methylene chloride	<0.030	ug/L	0.030	0.12	1			05/06/2020 09:43	RLD	EPA 8260C
n-Butylbenzene	<0.014	ug/L	0.014	0.048	1			05/06/2020 09:43	RLD	EPA 8260C
n-Propylbenzene	<0.020	ug/L	0.020	0.068	1			05/06/2020 09:43	RLD	EPA 8260C
Naphthalene	<0.022	ug/L	0.022	0.072	1			05/06/2020 09:43	RLD	EPA 8260C
o-Xylene	<0.017	ug/L	0.017	0.058	1			05/06/2020 09:43	RLD	EPA 8260C
p-Isopropyltoluene	<0.018	ug/L	0.018	0.059	1			05/06/2020 09:43	RLD	EPA 8260C
sec-Butylbenzene	<0.014	ug/L	0.014	0.046	1			05/06/2020 09:43	RLD	EPA 8260C
Styrene	<0.011	ug/L	0.011	0.035	1			05/06/2020 09:43	RLD	EPA 8260C
tert-Butylbenzene	<0.013	ug/L	0.013	0.042	1			05/06/2020 09:43	RLD	EPA 8260C
Tetrachloroethene	0.036	ug/L	0.023 *	0.077	1			05/06/2020 09:43	RLD	EPA 8260C
Tetrahydrofuran	<0.28	ug/L	0.28	0.95	1			05/06/2020 09:43	RLD	EPA 8260C
Toluene	<0.017	ug/L	0.017	0.056	1			05/06/2020 09:43	RLD	EPA 8260C
trans-1,2-Dichloroethene	<0.029	ug/L	0.029	0.098	1			05/06/2020 09:43	RLD	EPA 8260C
trans-1,3-Dichloropropene	<0.030	ug/L	0.030	0.11	1			05/06/2020 09:43	RLD	EPA 8260C
Trichloroethene	0.029	ug/L	0.025 *	0.084	1			05/06/2020 09:43	RLD	EPA 8260C
Trichlorofluoromethane	<0.029	ug/L	0.029	0.095	1			05/06/2020 09:43	RLD	EPA 8260C
Vinyl acetate	<0.40	ug/L	0.40	1.4	1			05/06/2020 09:43	RLD	EPA 8260C
Vinyl chloride	<0.013	ug/L	0.013	0.043	1			05/06/2020 09:43	RLD	EPA 8260C
1,2 Dichloroethane-d4	97	% Recovery	70.0	130	1			05/06/2020 09:43	RLD	EPA 8260C
Bromofluorobenzene	98	% Recovery	70.0	130	1			05/06/2020 09:43	RLD	EPA 8260C
d8-Toluene	100	% Recovery	70.0	130	1			05/06/2020 09:43	RLD	EPA 8260C
Dibromofluoromethane	97	% Recovery	70.0	130	1			05/06/2020 09:43	RLD	EPA 8260C

Unless specifically stated to the contrary, soil/sediment/sludge sample results/LOD/LOQ/RLs were reported on a Dry Weight Basis

CT LAB#: 413617 Sample Description: P-107 License/Well #: 00467/118 Sampled: 04/28/2020 1144

Analyte	Result	Units	LOD	LOQ	Dilution	Qualifier	Prep Date/Time	Analysis Date/Time	Analyst	Method
Inorganic Results										
Total Sulfate	92	mg/L	4.0	13	5			05/05/2020 20:28	TMG	EPA 9056A
Nitrate+Nitrite Nitrogen Total	<0.057	mg/L	0.057	0.19	1			05/06/2020 11:02	SRW	EPA 353.2
Metals Results										
Dissolved Manganese	96.7	ug/L	2.2	7.3	1			05/01/2020 17:48	NAH	EPA 6010C
Organic Results										
1,1,1,2-Tetrachloroethane	<0.018	ug/L	0.018	0.059	1			05/06/2020 10:11	RLD	EPA 8260C
1,1,1-Trichloroethane	<0.018	ug/L	0.018	0.060	1			05/06/2020 10:11	RLD	EPA 8260C
1,1,2,2-Tetrachloroethane	<0.014	ug/L	0.014	0.048	1			05/06/2020 10:11	RLD	EPA 8260C
1,1,2-Trichloroethane	<0.019	ug/L	0.019	0.062	1			05/06/2020 10:11	RLD	EPA 8260C
1,1-Dichloroethane	<0.015	ug/L	0.015	0.050	1			05/06/2020 10:11	RLD	EPA 8260C
1,1-Dichloroethene	<0.040	ug/L	0.040	0.12	1			05/06/2020 10:11	RLD	EPA 8260C
1,1-Dichloropropene	<0.030	ug/L	0.030	0.10	1			05/06/2020 10:11	RLD	EPA 8260C
1,2,3-Trichlorobenzene	<0.012	ug/L	0.012	0.040	1			05/06/2020 10:11	RLD	EPA 8260C
1,2,3-Trichloropropane	<0.070	ug/L	0.070	0.24	1			05/06/2020 10:11	RLD	EPA 8260C
1,2,4-Trichlorobenzene	<0.012	ug/L	0.012	0.040	1			05/06/2020 10:11	RLD	EPA 8260C
1,2,4-Trimethylbenzene	<0.020	ug/L	0.020	0.065	1			05/06/2020 10:11	RLD	EPA 8260C
1,2-Dibromo-3-chloropropane	<0.070	ug/L	0.070	0.23	1			05/06/2020 10:11	RLD	EPA 8260C
1,2-Dibromoethane	<0.040	ug/L	0.040	0.12	1			05/06/2020 10:11	RLD	EPA 8260C
1,2-Dichlorobenzene	<0.022	ug/L	0.022	0.074	1			05/06/2020 10:11	RLD	EPA 8260C
1,2-Dichloroethane	<0.024	ug/L	0.024	0.080	1			05/06/2020 10:11	RLD	EPA 8260C
1,2-Dichloropropane	<0.024	ug/L	0.024	0.079	1			05/06/2020 10:11	RLD	EPA 8260C
1,3,5-Trimethylbenzene	<0.016	ug/L	0.016	0.054	1			05/06/2020 10:11	RLD	EPA 8260C
1,3-Dichlorobenzene	<0.020	ug/L	0.020	0.066	1			05/06/2020 10:11	RLD	EPA 8260C
1,3-Dichloropropane	<0.030	ug/L	0.030	0.10	1			05/06/2020 10:11	RLD	EPA 8260C
1,4-Dichlorobenzene	<0.017	ug/L	0.017	0.056	1			05/06/2020 10:11	RLD	EPA 8260C

Unless specifically stated to the contrary, soil/sediment/sludge sample results/LOD/LOQ/RLs were reported on a Dry Weight Basis

CT LAB#: 413617 Sample Description: P-107

License/Well #: 00467/118

Sampled: 04/28/2020 1144

Analyte	Result	Units	LOD	LOQ	Dilution	Qualifier	Prep Date/Time	Analysis Date/Time	Analyst	Method
1,4-Dioxane	<7.0	ug/L	7.0	22	1			05/06/2020 10:11	RLD	EPA 8260C
2,2-Dichloropropane	<0.015	ug/L	0.015	0.050	1			05/06/2020 10:11	RLD	EPA 8260C
2-Butanone	<0.50	ug/L	0.50	1.6	1			05/06/2020 10:11	RLD	EPA 8260C
2-Chlorotoluene	<0.024	ug/L	0.024	0.080	1			05/06/2020 10:11	RLD	EPA 8260C
2-Hexanone	<0.30	ug/L	0.30	1.0	1			05/06/2020 10:11	RLD	EPA 8260C
4-Chlorotoluene	<0.017	ug/L	0.017	0.057	1			05/06/2020 10:11	RLD	EPA 8260C
4-Methyl-2-pentanone	<0.22	ug/L	0.22	0.74	1			05/06/2020 10:11	RLD	EPA 8260C
Acetone	<0.80	ug/L	0.80	2.6	1			05/06/2020 10:11	RLD	EPA 8260C
Benzene	0.021	ug/L	0.019 *	0.062	1			05/06/2020 10:11	RLD	EPA 8260C
Bromobenzene	<0.018	ug/L	0.018	0.060	1			05/06/2020 10:11	RLD	EPA 8260C
Bromochloromethane	<0.040	ug/L	0.040	0.15	1			05/06/2020 10:11	RLD	EPA 8260C
Bromodichloromethane	<0.028	ug/L	0.028	0.093	1			05/06/2020 10:11	RLD	EPA 8260C
Bromoform	<0.030	ug/L	0.030	0.10	1			05/06/2020 10:11	RLD	EPA 8260C
Bromomethane	<0.060	ug/L	0.060	0.19	1	Y		05/06/2020 10:11	RLD	EPA 8260C
Carbon disulfide	0.019	ug/L	0.014 *	0.046	1	B		05/06/2020 10:11	RLD	EPA 8260C
Carbon tetrachloride	<0.029	ug/L	0.029	0.095	1			05/06/2020 10:11	RLD	EPA 8260C
Chlorobenzene	<0.015	ug/L	0.015	0.049	1			05/06/2020 10:11	RLD	EPA 8260C
Chloroethane	0.21	ug/L	0.023	0.077	1			05/06/2020 10:11	RLD	EPA 8260C
Chloroform	<0.023	ug/L	0.023	0.076	1			05/06/2020 10:11	RLD	EPA 8260C
Chloromethane	0.049	ug/L	0.030 *	0.11	1	B		05/06/2020 10:11	RLD	EPA 8260C
cis-1,2-Dichloroethene	0.26	ug/L	0.027	0.090	1			05/06/2020 10:11	RLD	EPA 8260C
cis-1,3-Dichloropropene	<0.020	ug/L	0.020	0.067	1			05/06/2020 10:11	RLD	EPA 8260C
Dibromochloromethane	<0.030	ug/L	0.030	0.10	1			05/06/2020 10:11	RLD	EPA 8260C
Dibromomethane	<0.030	ug/L	0.030	0.11	1			05/06/2020 10:11	RLD	EPA 8260C
Dichlorodifluoromethane	0.035	ug/L	0.030 *	0.10	1			05/06/2020 10:11	RLD	EPA 8260C
Diisopropyl ether	<0.02	ug/L	0.02	0.05	1			05/06/2020 10:11	RLD	EPA 8260C
Ethylbenzene	<0.016	ug/L	0.016	0.053	1			05/06/2020 10:11	RLD	EPA 8260C

Unless specifically stated to the contrary, soil/sediment/sludge sample results/LOD/LOQ/RLs were reported on a Dry Weight Basis

CT LAB#: 413617 Sample Description: P-107

License/Well #: 00467/118

Sampled: 04/28/2020 1144

Analyte	Result	Units	LOD	LOQ	Dilution	Qualifier	Prep Date/Time	Analysis Date/Time	Analyst	Method
Hexachlorobutadiene	<0.030	ug/L	0.030	0.10	1		05/06/2020 10:11	10:11	RLD	EPA 8260C
Isopropylbenzene	<0.018	ug/L	0.018	0.059	1		05/06/2020 10:11	10:11	RLD	EPA 8260C
m & p-Xylene	<0.030	ug/L	0.030	0.11	1		05/06/2020 10:11	10:11	RLD	EPA 8260C
Methyl tert-butyl ether	<0.017	ug/L	0.017	0.055	1		05/06/2020 10:11	10:11	RLD	EPA 8260C
Methylene chloride	<0.030	ug/L	0.030	0.12	1		05/06/2020 10:11	10:11	RLD	EPA 8260C
n-Butylbenzene	<0.014	ug/L	0.014	0.048	1		05/06/2020 10:11	10:11	RLD	EPA 8260C
n-Propylbenzene	<0.020	ug/L	0.020	0.068	1		05/06/2020 10:11	10:11	RLD	EPA 8260C
Naphthalene	<0.022	ug/L	0.022	0.072	1		05/06/2020 10:11	10:11	RLD	EPA 8260C
o-Xylene	<0.017	ug/L	0.017	0.058	1		05/06/2020 10:11	10:11	RLD	EPA 8260C
p-Isopropyltoluene	<0.018	ug/L	0.018	0.059	1		05/06/2020 10:11	10:11	RLD	EPA 8260C
sec-Butylbenzene	<0.014	ug/L	0.014	0.046	1		05/06/2020 10:11	10:11	RLD	EPA 8260C
Styrene	<0.011	ug/L	0.011	0.035	1		05/06/2020 10:11	10:11	RLD	EPA 8260C
tert-Butylbenzene	<0.013	ug/L	0.013	0.042	1		05/06/2020 10:11	10:11	RLD	EPA 8260C
Tetrachloroethene	<0.023	ug/L	0.023	0.077	1		05/06/2020 10:11	10:11	RLD	EPA 8260C
Tetrahydrofuran	<0.28	ug/L	0.28	0.95	1		05/06/2020 10:11	10:11	RLD	EPA 8260C
Toluene	<0.017	ug/L	0.017	0.056	1		05/06/2020 10:11	10:11	RLD	EPA 8260C
trans-1,2-Dichloroethene	<0.029	ug/L	0.029	0.098	1		05/06/2020 10:11	10:11	RLD	EPA 8260C
trans-1,3-Dichloropropene	<0.030	ug/L	0.030	0.11	1		05/06/2020 10:11	10:11	RLD	EPA 8260C
Trichloroethene	0.065	ug/L	0.025 *	0.084	1		05/06/2020 10:11	10:11	RLD	EPA 8260C
Trichlorofluoromethane	<0.029	ug/L	0.029	0.095	1		05/06/2020 10:11	10:11	RLD	EPA 8260C
Vinyl acetate	<0.40	ug/L	0.40	1.4	1		05/06/2020 10:11	10:11	RLD	EPA 8260C
Vinyl chloride	0.84	ug/L	0.013	0.043	1		05/06/2020 10:11	10:11	RLD	EPA 8260C
1,2 Dichloroethane-d4	99	% Recovery	70.0	130	1		05/06/2020 10:11	10:11	RLD	EPA 8260C
Bromofluorobenzene	98	% Recovery	70.0	130	1		05/06/2020 10:11	10:11	RLD	EPA 8260C
d8-Toluene	101	% Recovery	70.0	130	1		05/06/2020 10:11	10:11	RLD	EPA 8260C
Dibromofluoromethane	97	% Recovery	70.0	130	1		05/06/2020 10:11	10:11	RLD	EPA 8260C

Unless specifically stated to the contrary, soil/sediment/sludge sample results/LOD/LOQ/RLs were reported on a Dry Weight Basis

CT LAB#: 413618 Sample Description: **P-116** License/Well #: 00467/143 Sampled: 04/27/2020 1157

Analyte	Result	Units	LOD	LOQ	Dilution	Qualifier	Prep Date/Time	Analysis Date/Time	Analyst	Method
Inorganic Results										
Total Sulfate	14	mg/L	0.80	2.5	1			05/08/2020 11:17	TMG	EPA 9056A
Nitrate+Nitrite Nitrogen Total	<0.057	mg/L	0.057	0.19	1			05/06/2020 11:03	SRW	EPA 353.2
Metals Results										
Dissolved Manganese	78.4	ug/L	2.2	7.3	1			05/01/2020 17:55	NAH	EPA 6010C
Organic Results										
1,1,1,2-Tetrachloroethane	<0.018	ug/L	0.018	0.059	1			05/06/2020 10:40	RLD	EPA 8260C
1,1,1-Trichloroethane	<0.018	ug/L	0.018	0.060	1			05/06/2020 10:40	RLD	EPA 8260C
1,1,2,2-Tetrachloroethane	<0.014	ug/L	0.014	0.048	1			05/06/2020 10:40	RLD	EPA 8260C
1,1,2-Trichloroethane	<0.019	ug/L	0.019	0.062	1			05/06/2020 10:40	RLD	EPA 8260C
1,1-Dichloroethane	<0.015	ug/L	0.015	0.050	1			05/06/2020 10:40	RLD	EPA 8260C
1,1-Dichloroethene	<0.040	ug/L	0.040	0.12	1			05/06/2020 10:40	RLD	EPA 8260C
1,1-Dichloropropene	<0.030	ug/L	0.030	0.10	1			05/06/2020 10:40	RLD	EPA 8260C
1,2,3-Trichlorobenzene	<0.012	ug/L	0.012	0.040	1			05/06/2020 10:40	RLD	EPA 8260C
1,2,3-Trichloropropane	<0.070	ug/L	0.070	0.24	1			05/06/2020 10:40	RLD	EPA 8260C
1,2,4-Trichlorobenzene	<0.012	ug/L	0.012	0.040	1			05/06/2020 10:40	RLD	EPA 8260C
1,2,4-Trimethylbenzene	<0.020	ug/L	0.020	0.065	1			05/06/2020 10:40	RLD	EPA 8260C
1,2-Dibromo-3-chloropropane	<0.070	ug/L	0.070	0.23	1			05/06/2020 10:40	RLD	EPA 8260C
1,2-Dibromoethane	<0.040	ug/L	0.040	0.12	1			05/06/2020 10:40	RLD	EPA 8260C
1,2-Dichlorobenzene	<0.022	ug/L	0.022	0.074	1			05/06/2020 10:40	RLD	EPA 8260C
1,2-Dichloroethane	<0.024	ug/L	0.024	0.080	1			05/06/2020 10:40	RLD	EPA 8260C
1,2-Dichloropropane	<0.024	ug/L	0.024	0.079	1			05/06/2020 10:40	RLD	EPA 8260C
1,3,5-Trimethylbenzene	<0.016	ug/L	0.016	0.054	1			05/06/2020 10:40	RLD	EPA 8260C
1,3-Dichlorobenzene	<0.020	ug/L	0.020	0.066	1			05/06/2020 10:40	RLD	EPA 8260C
1,3-Dichloropropane	<0.030	ug/L	0.030	0.10	1			05/06/2020 10:40	RLD	EPA 8260C
1,4-Dichlorobenzene	<0.017	ug/L	0.017	0.056	1			05/06/2020 10:40	RLD	EPA 8260C

Unless specifically stated to the contrary, soil/sediment/sludge sample results/LOD/LOQ/RLs were reported on a Dry Weight Basis

CT LAB#: 413618 Sample Description: P-116

License/Well #: 00467/143

Sampled: 04/27/2020 1157

Analyte	Result	Units	LOD	LOQ	Dilution	Qualifier	Prep Date/Time	Analysis Date/Time	Analyst	Method
1,4-Dioxane	<7.0	ug/L	7.0	22	1			05/06/2020 10:40	RLD	EPA 8260C
2,2-Dichloropropane	<0.015	ug/L	0.015	0.050	1			05/06/2020 10:40	RLD	EPA 8260C
2-Butanone	<0.50	ug/L	0.50	1.6	1			05/06/2020 10:40	RLD	EPA 8260C
2-Chlorotoluene	<0.024	ug/L	0.024	0.080	1			05/06/2020 10:40	RLD	EPA 8260C
2-Hexanone	<0.30	ug/L	0.30	1.0	1			05/06/2020 10:40	RLD	EPA 8260C
4-Chlorotoluene	<0.017	ug/L	0.017	0.057	1			05/06/2020 10:40	RLD	EPA 8260C
4-Methyl-2-pentanone	<0.22	ug/L	0.22	0.74	1			05/06/2020 10:40	RLD	EPA 8260C
Acetone	<0.80	ug/L	0.80	2.6	1			05/06/2020 10:40	RLD	EPA 8260C
Benzene	<0.019	ug/L	0.019	0.062	1			05/06/2020 10:40	RLD	EPA 8260C
Bromobenzene	<0.018	ug/L	0.018	0.060	1			05/06/2020 10:40	RLD	EPA 8260C
Bromochloromethane	<0.040	ug/L	0.040	0.15	1			05/06/2020 10:40	RLD	EPA 8260C
Bromodichloromethane	<0.028	ug/L	0.028	0.093	1			05/06/2020 10:40	RLD	EPA 8260C
Bromoform	<0.030	ug/L	0.030	0.10	1			05/06/2020 10:40	RLD	EPA 8260C
Bromomethane	<0.060	ug/L	0.060	0.19	1	Y		05/06/2020 10:40	RLD	EPA 8260C
Carbon disulfide	0.039	ug/L	0.014 *	0.046	1	B		05/06/2020 10:40	RLD	EPA 8260C
Carbon tetrachloride	<0.029	ug/L	0.029	0.095	1			05/06/2020 10:40	RLD	EPA 8260C
Chlorobenzene	<0.015	ug/L	0.015	0.049	1			05/06/2020 10:40	RLD	EPA 8260C
Chloroethane	<0.023	ug/L	0.023	0.077	1			05/06/2020 10:40	RLD	EPA 8260C
Chloroform	<0.023	ug/L	0.023	0.076	1			05/06/2020 10:40	RLD	EPA 8260C
Chloromethane	0.050	ug/L	0.030 *	0.11	1	B		05/06/2020 10:40	RLD	EPA 8260C
cis-1,2-Dichloroethene	<0.027	ug/L	0.027	0.090	1			05/06/2020 10:40	RLD	EPA 8260C
cis-1,3-Dichloropropene	<0.020	ug/L	0.020	0.067	1			05/06/2020 10:40	RLD	EPA 8260C
Dibromochloromethane	<0.030	ug/L	0.030	0.10	1			05/06/2020 10:40	RLD	EPA 8260C
Dibromomethane	<0.030	ug/L	0.030	0.11	1			05/06/2020 10:40	RLD	EPA 8260C
Dichlorodifluoromethane	<0.030	ug/L	0.030	0.10	1			05/06/2020 10:40	RLD	EPA 8260C
Diisopropyl ether	<0.02	ug/L	0.02	0.05	1			05/06/2020 10:40	RLD	EPA 8260C
Ethylbenzene	<0.016	ug/L	0.016	0.053	1			05/06/2020 10:40	RLD	EPA 8260C

Unless specifically stated to the contrary, soil/sediment/sludge sample results/LOD/LOQ/RLs were reported on a Dry Weight Basis

CT LAB#: 413618 Sample Description: P-116

License/Well #: 00467/143

Sampled: 04/27/2020 1157

Analyte	Result	Units	LOD	LOQ	Dilution	Qualifier	Prep Date/Time	Analysis Date/Time	Analyst	Method
Hexachlorobutadiene	<0.030	ug/L	0.030	0.10	1		05/06/2020 10:40	10:40	RLD	EPA 8260C
Isopropylbenzene	<0.018	ug/L	0.018	0.059	1		05/06/2020 10:40	10:40	RLD	EPA 8260C
m & p-Xylene	<0.030	ug/L	0.030	0.11	1		05/06/2020 10:40	10:40	RLD	EPA 8260C
Methyl tert-butyl ether	<0.017	ug/L	0.017	0.055	1		05/06/2020 10:40	10:40	RLD	EPA 8260C
Methylene chloride	<0.030	ug/L	0.030	0.12	1		05/06/2020 10:40	10:40	RLD	EPA 8260C
n-Butylbenzene	<0.014	ug/L	0.014	0.048	1		05/06/2020 10:40	10:40	RLD	EPA 8260C
n-Propylbenzene	<0.020	ug/L	0.020	0.068	1		05/06/2020 10:40	10:40	RLD	EPA 8260C
Naphthalene	<0.022	ug/L	0.022	0.072	1		05/06/2020 10:40	10:40	RLD	EPA 8260C
o-Xylene	<0.017	ug/L	0.017	0.058	1		05/06/2020 10:40	10:40	RLD	EPA 8260C
p-Isopropyltoluene	<0.018	ug/L	0.018	0.059	1		05/06/2020 10:40	10:40	RLD	EPA 8260C
sec-Butylbenzene	<0.014	ug/L	0.014	0.046	1		05/06/2020 10:40	10:40	RLD	EPA 8260C
Styrene	<0.011	ug/L	0.011	0.035	1		05/06/2020 10:40	10:40	RLD	EPA 8260C
tert-Butylbenzene	<0.013	ug/L	0.013	0.042	1		05/06/2020 10:40	10:40	RLD	EPA 8260C
Tetrachloroethene	<0.023	ug/L	0.023	0.077	1		05/06/2020 10:40	10:40	RLD	EPA 8260C
Tetrahydrofuran	<0.28	ug/L	0.28	0.95	1		05/06/2020 10:40	10:40	RLD	EPA 8260C
Toluene	<0.017	ug/L	0.017	0.056	1		05/06/2020 10:40	10:40	RLD	EPA 8260C
trans-1,2-Dichloroethene	<0.029	ug/L	0.029	0.098	1		05/06/2020 10:40	10:40	RLD	EPA 8260C
trans-1,3-Dichloropropene	<0.030	ug/L	0.030	0.11	1		05/06/2020 10:40	10:40	RLD	EPA 8260C
Trichloroethene	<0.025	ug/L	0.025	0.084	1		05/06/2020 10:40	10:40	RLD	EPA 8260C
Trichlorofluoromethane	<0.029	ug/L	0.029	0.095	1		05/06/2020 10:40	10:40	RLD	EPA 8260C
Vinyl acetate	<0.40	ug/L	0.40	1.4	1		05/06/2020 10:40	10:40	RLD	EPA 8260C
Vinyl chloride	<0.013	ug/L	0.013	0.043	1		05/06/2020 10:40	10:40	RLD	EPA 8260C
1,2 Dichloroethane-d4	101	% Recovery	70.0	130	1		05/06/2020 10:40	10:40	RLD	EPA 8260C
Bromofluorobenzene	98	% Recovery	70.0	130	1		05/06/2020 10:40	10:40	RLD	EPA 8260C
d8-Toluene	102	% Recovery	70.0	130	1		05/06/2020 10:40	10:40	RLD	EPA 8260C
Dibromofluoromethane	99	% Recovery	70.0	130	1		05/06/2020 10:40	10:40	RLD	EPA 8260C

Unless specifically stated to the contrary, soil/sediment/sludge sample results/LOD/LOQ/RLs were reported on a Dry Weight Basis

CT LAB#: 413619 Sample Description: P-114 License/Well #: 00467/140 Sampled: 04/27/2020 1312

Analyte	Result	Units	LOD	LOQ	Dilution	Qualifier	Prep Date/Time	Analysis Date/Time	Analyst	Method
Inorganic Results										
Total Sulfate	60	mg/L	4.0	13	5			05/08/2020 11:38	TMG	EPA 9056A
Nitrate+Nitrite Nitrogen Total	<0.057	mg/L	0.057	0.19	1			05/06/2020 11:04	SRW	EPA 353.2
Metals Results										
Dissolved Manganese	64.8	ug/L	2.2	7.3	1			05/01/2020 18:01	NAH	EPA 6010C
Organic Results										
1,1,1,2-Tetrachloroethane	<0.018	ug/L	0.018	0.059	1			05/06/2020 11:08	RLD	EPA 8260C
1,1,1-Trichloroethane	<0.018	ug/L	0.018	0.060	1			05/06/2020 11:08	RLD	EPA 8260C
1,1,2,2-Tetrachloroethane	<0.014	ug/L	0.014	0.048	1			05/06/2020 11:08	RLD	EPA 8260C
1,1,2-Trichloroethane	<0.019	ug/L	0.019	0.062	1			05/06/2020 11:08	RLD	EPA 8260C
1,1-Dichloroethane	<0.015	ug/L	0.015	0.050	1			05/06/2020 11:08	RLD	EPA 8260C
1,1-Dichloroethene	<0.040	ug/L	0.040	0.12	1			05/06/2020 11:08	RLD	EPA 8260C
1,1-Dichloropropene	<0.030	ug/L	0.030	0.10	1			05/06/2020 11:08	RLD	EPA 8260C
1,2,3-Trichlorobenzene	<0.012	ug/L	0.012	0.040	1			05/06/2020 11:08	RLD	EPA 8260C
1,2,3-Trichloropropane	<0.070	ug/L	0.070	0.24	1			05/06/2020 11:08	RLD	EPA 8260C
1,2,4-Trichlorobenzene	<0.012	ug/L	0.012	0.040	1			05/06/2020 11:08	RLD	EPA 8260C
1,2,4-Trimethylbenzene	<0.020	ug/L	0.020	0.065	1			05/06/2020 11:08	RLD	EPA 8260C
1,2-Dibromo-3-chloropropane	<0.070	ug/L	0.070	0.23	1			05/06/2020 11:08	RLD	EPA 8260C
1,2-Dibromoethane	<0.040	ug/L	0.040	0.12	1			05/06/2020 11:08	RLD	EPA 8260C
1,2-Dichlorobenzene	<0.022	ug/L	0.022	0.074	1			05/06/2020 11:08	RLD	EPA 8260C
1,2-Dichloroethane	<0.024	ug/L	0.024	0.080	1			05/06/2020 11:08	RLD	EPA 8260C
1,2-Dichloropropane	<0.024	ug/L	0.024	0.079	1			05/06/2020 11:08	RLD	EPA 8260C
1,3,5-Trimethylbenzene	<0.016	ug/L	0.016	0.054	1			05/06/2020 11:08	RLD	EPA 8260C
1,3-Dichlorobenzene	<0.020	ug/L	0.020	0.066	1			05/06/2020 11:08	RLD	EPA 8260C
1,3-Dichloropropane	<0.030	ug/L	0.030	0.10	1			05/06/2020 11:08	RLD	EPA 8260C
1,4-Dichlorobenzene	<0.017	ug/L	0.017	0.056	1			05/06/2020 11:08	RLD	EPA 8260C

Unless specifically stated to the contrary, soil/sediment/sludge sample results/LOD/LOQ/RLs were reported on a Dry Weight Basis

CT LAB#: 413619 Sample Description: P-114

License/Well #: 00467/140

Sampled: 04/27/2020 1312

Analyte	Result	Units	LOD	LOQ	Dilution	Qualifier	Prep Date/Time	Analysis Date/Time	Analyst	Method
1,4-Dioxane	<7.0	ug/L	7.0	22	1			05/06/2020 11:08	RLD	EPA 8260C
2,2-Dichloropropane	<0.015	ug/L	0.015	0.050	1			05/06/2020 11:08	RLD	EPA 8260C
2-Butanone	<0.50	ug/L	0.50	1.6	1			05/06/2020 11:08	RLD	EPA 8260C
2-Chlorotoluene	<0.024	ug/L	0.024	0.080	1			05/06/2020 11:08	RLD	EPA 8260C
2-Hexanone	<0.30	ug/L	0.30	1.0	1			05/06/2020 11:08	RLD	EPA 8260C
4-Chlorotoluene	<0.017	ug/L	0.017	0.057	1			05/06/2020 11:08	RLD	EPA 8260C
4-Methyl-2-pentanone	<0.22	ug/L	0.22	0.74	1			05/06/2020 11:08	RLD	EPA 8260C
Acetone	0.84	ug/L	0.80 *	2.6	1	B		05/06/2020 11:08	RLD	EPA 8260C
Benzene	<0.019	ug/L	0.019	0.062	1			05/06/2020 11:08	RLD	EPA 8260C
Bromobenzene	<0.018	ug/L	0.018	0.060	1			05/06/2020 11:08	RLD	EPA 8260C
Bromochloromethane	<0.040	ug/L	0.040	0.15	1			05/06/2020 11:08	RLD	EPA 8260C
Bromodichloromethane	<0.028	ug/L	0.028	0.093	1			05/06/2020 11:08	RLD	EPA 8260C
Bromoform	<0.030	ug/L	0.030	0.10	1			05/06/2020 11:08	RLD	EPA 8260C
Bromomethane	<0.060	ug/L	0.060	0.19	1	Y		05/06/2020 11:08	RLD	EPA 8260C
Carbon disulfide	0.024	ug/L	0.014 *	0.046	1	B		05/06/2020 11:08	RLD	EPA 8260C
Carbon tetrachloride	<0.029	ug/L	0.029	0.095	1			05/06/2020 11:08	RLD	EPA 8260C
Chlorobenzene	<0.015	ug/L	0.015	0.049	1			05/06/2020 11:08	RLD	EPA 8260C
Chloroethane	0.52	ug/L	0.023	0.077	1			05/06/2020 11:08	RLD	EPA 8260C
Chloroform	<0.023	ug/L	0.023	0.076	1			05/06/2020 11:08	RLD	EPA 8260C
Chloromethane	0.042	ug/L	0.030 *	0.11	1	B		05/06/2020 11:08	RLD	EPA 8260C
cis-1,2-Dichloroethene	2.1	ug/L	0.027	0.090	1			05/06/2020 11:08	RLD	EPA 8260C
cis-1,3-Dichloropropene	<0.020	ug/L	0.020	0.067	1			05/06/2020 11:08	RLD	EPA 8260C
Dibromochloromethane	<0.030	ug/L	0.030	0.10	1			05/06/2020 11:08	RLD	EPA 8260C
Dibromomethane	<0.030	ug/L	0.030	0.11	1			05/06/2020 11:08	RLD	EPA 8260C
Dichlorodifluoromethane	0.047	ug/L	0.030 *	0.10	1			05/06/2020 11:08	RLD	EPA 8260C
Diisopropyl ether	<0.02	ug/L	0.02	0.05	1			05/06/2020 11:08	RLD	EPA 8260C
Ethylbenzene	<0.016	ug/L	0.016	0.053	1			05/06/2020 11:08	RLD	EPA 8260C

Unless specifically stated to the contrary, soil/sediment/sludge sample results/LOD/LOQ/RLs were reported on a Dry Weight Basis

CT LAB#: 413619 Sample Description: P-114

License/Well #: 00467/140

Sampled: 04/27/2020 1312

Analyte	Result	Units	LOD	LOQ	Dilution	Qualifier	Prep Date/Time	Analysis Date/Time	Analyst	Method
Hexachlorobutadiene	<0.030	ug/L	0.030	0.10	1		05/06/2020 11:08	11:08	RLD	EPA 8260C
Isopropylbenzene	<0.018	ug/L	0.018	0.059	1		05/06/2020 11:08	11:08	RLD	EPA 8260C
m & p-Xylene	<0.030	ug/L	0.030	0.11	1		05/06/2020 11:08	11:08	RLD	EPA 8260C
Methyl tert-butyl ether	<0.017	ug/L	0.017	0.055	1		05/06/2020 11:08	11:08	RLD	EPA 8260C
Methylene chloride	<0.030	ug/L	0.030	0.12	1		05/06/2020 11:08	11:08	RLD	EPA 8260C
n-Butylbenzene	<0.014	ug/L	0.014	0.048	1		05/06/2020 11:08	11:08	RLD	EPA 8260C
n-Propylbenzene	<0.020	ug/L	0.020	0.068	1		05/06/2020 11:08	11:08	RLD	EPA 8260C
Naphthalene	<0.022	ug/L	0.022	0.072	1		05/06/2020 11:08	11:08	RLD	EPA 8260C
o-Xylene	<0.017	ug/L	0.017	0.058	1		05/06/2020 11:08	11:08	RLD	EPA 8260C
p-Isopropyltoluene	<0.018	ug/L	0.018	0.059	1		05/06/2020 11:08	11:08	RLD	EPA 8260C
sec-Butylbenzene	<0.014	ug/L	0.014	0.046	1		05/06/2020 11:08	11:08	RLD	EPA 8260C
Styrene	<0.011	ug/L	0.011	0.035	1		05/06/2020 11:08	11:08	RLD	EPA 8260C
tert-Butylbenzene	<0.013	ug/L	0.013	0.042	1		05/06/2020 11:08	11:08	RLD	EPA 8260C
Tetrachloroethene	<0.023	ug/L	0.023	0.077	1		05/06/2020 11:08	11:08	RLD	EPA 8260C
Tetrahydrofuran	0.63	ug/L	0.28 *	0.95	1		05/06/2020 11:08	11:08	RLD	EPA 8260C
Toluene	<0.017	ug/L	0.017	0.056	1		05/06/2020 11:08	11:08	RLD	EPA 8260C
trans-1,2-Dichloroethene	0.036	ug/L	0.029 *	0.098	1		05/06/2020 11:08	11:08	RLD	EPA 8260C
trans-1,3-Dichloropropene	<0.030	ug/L	0.030	0.11	1		05/06/2020 11:08	11:08	RLD	EPA 8260C
Trichloroethene	<0.025	ug/L	0.025	0.084	1		05/06/2020 11:08	11:08	RLD	EPA 8260C
Trichlorofluoromethane	<0.029	ug/L	0.029	0.095	1		05/06/2020 11:08	11:08	RLD	EPA 8260C
Vinyl acetate	<0.40	ug/L	0.40	1.4	1		05/06/2020 11:08	11:08	RLD	EPA 8260C
Vinyl chloride	7.7	ug/L	0.013	0.043	1		05/06/2020 11:08	11:08	RLD	EPA 8260C
1,2 Dichloroethane-d4	98	% Recovery	70.0	130	1		05/06/2020 11:08	11:08	RLD	EPA 8260C
Bromofluorobenzene	97	% Recovery	70.0	130	1		05/06/2020 11:08	11:08	RLD	EPA 8260C
d8-Toluene	102	% Recovery	70.0	130	1		05/06/2020 11:08	11:08	RLD	EPA 8260C
Dibromofluoromethane	99	% Recovery	70.0	130	1		05/06/2020 11:08	11:08	RLD	EPA 8260C

Unless specifically stated to the contrary, soil/sediment/sludge sample results/LOD/LOQ/RLs were reported on a Dry Weight Basis

CT LAB#: 413620 Sample Description: **P-117** License/Well #: 00467/144 Sampled: 04/27/2020 1413

Analyte	Result	Units	LOD	LOQ	Dilution	Qualifier	Prep Date/Time	Analysis Date/Time	Analyst	Method
Inorganic Results										
Total Sulfate	57	mg/L	4.0	13	5			05/08/2020 11:59	TMG	EPA 9056A
Nitrate+Nitrite Nitrogen Total	<0.057	mg/L	0.057	0.19	1			05/06/2020 11:05	SRW	EPA 353.2
Metals Results										
Dissolved Manganese	209	ug/L	2.2	7.3	1			05/01/2020 18:08	NAH	EPA 6010C
Organic Results										
1,1,1,2-Tetrachloroethane	<0.018	ug/L	0.018	0.059	1			05/06/2020 11:36	RLD	EPA 8260C
1,1,1-Trichloroethane	<0.018	ug/L	0.018	0.060	1			05/06/2020 11:36	RLD	EPA 8260C
1,1,2,2-Tetrachloroethane	<0.014	ug/L	0.014	0.048	1			05/06/2020 11:36	RLD	EPA 8260C
1,1,2-Trichloroethane	<0.019	ug/L	0.019	0.062	1			05/06/2020 11:36	RLD	EPA 8260C
1,1-Dichloroethane	<0.015	ug/L	0.015	0.050	1			05/06/2020 11:36	RLD	EPA 8260C
1,1-Dichloroethene	<0.040	ug/L	0.040	0.12	1			05/06/2020 11:36	RLD	EPA 8260C
1,1-Dichloropropene	<0.030	ug/L	0.030	0.10	1			05/06/2020 11:36	RLD	EPA 8260C
1,2,3-Trichlorobenzene	<0.012	ug/L	0.012	0.040	1			05/06/2020 11:36	RLD	EPA 8260C
1,2,3-Trichloropropane	<0.070	ug/L	0.070	0.24	1			05/06/2020 11:36	RLD	EPA 8260C
1,2,4-Trichlorobenzene	<0.012	ug/L	0.012	0.040	1			05/06/2020 11:36	RLD	EPA 8260C
1,2,4-Trimethylbenzene	<0.020	ug/L	0.020	0.065	1			05/06/2020 11:36	RLD	EPA 8260C
1,2-Dibromo-3-chloropropane	<0.070	ug/L	0.070	0.23	1			05/06/2020 11:36	RLD	EPA 8260C
1,2-Dibromoethane	<0.040	ug/L	0.040	0.12	1			05/06/2020 11:36	RLD	EPA 8260C
1,2-Dichlorobenzene	<0.022	ug/L	0.022	0.074	1			05/06/2020 11:36	RLD	EPA 8260C
1,2-Dichloroethane	<0.024	ug/L	0.024	0.080	1			05/06/2020 11:36	RLD	EPA 8260C
1,2-Dichloropropane	<0.024	ug/L	0.024	0.079	1			05/06/2020 11:36	RLD	EPA 8260C
1,3,5-Trimethylbenzene	<0.016	ug/L	0.016	0.054	1			05/06/2020 11:36	RLD	EPA 8260C
1,3-Dichlorobenzene	<0.020	ug/L	0.020	0.066	1			05/06/2020 11:36	RLD	EPA 8260C
1,3-Dichloropropane	<0.030	ug/L	0.030	0.10	1			05/06/2020 11:36	RLD	EPA 8260C
1,4-Dichlorobenzene	<0.017	ug/L	0.017	0.056	1			05/06/2020 11:36	RLD	EPA 8260C

Unless specifically stated to the contrary, soil/sediment/sludge sample results/LOD/LOQ/RLs were reported on a Dry Weight Basis

CT LAB#: 413620 Sample Description: P-117

License/Well #: 00467/144

Sampled: 04/27/2020 1413

Analyte	Result	Units	LOD	LOQ	Dilution	Qualifier	Prep Date/Time	Analysis Date/Time	Analyst	Method
1,4-Dioxane	<7.0	ug/L	7.0	22	1			05/06/2020 11:36	RLD	EPA 8260C
2,2-Dichloropropane	<0.015	ug/L	0.015	0.050	1			05/06/2020 11:36	RLD	EPA 8260C
2-Butanone	<0.50	ug/L	0.50	1.6	1			05/06/2020 11:36	RLD	EPA 8260C
2-Chlorotoluene	<0.024	ug/L	0.024	0.080	1			05/06/2020 11:36	RLD	EPA 8260C
2-Hexanone	<0.30	ug/L	0.30	1.0	1			05/06/2020 11:36	RLD	EPA 8260C
4-Chlorotoluene	<0.017	ug/L	0.017	0.057	1			05/06/2020 11:36	RLD	EPA 8260C
4-Methyl-2-pentanone	<0.22	ug/L	0.22	0.74	1			05/06/2020 11:36	RLD	EPA 8260C
Acetone	<0.80	ug/L	0.80	2.6	1			05/06/2020 11:36	RLD	EPA 8260C
Benzene	0.024	ug/L	0.019 *	0.062	1			05/06/2020 11:36	RLD	EPA 8260C
Bromobenzene	<0.018	ug/L	0.018	0.060	1			05/06/2020 11:36	RLD	EPA 8260C
Bromochloromethane	<0.040	ug/L	0.040	0.15	1			05/06/2020 11:36	RLD	EPA 8260C
Bromodichloromethane	<0.028	ug/L	0.028	0.093	1			05/06/2020 11:36	RLD	EPA 8260C
Bromoform	<0.030	ug/L	0.030	0.10	1			05/06/2020 11:36	RLD	EPA 8260C
Bromomethane	<0.060	ug/L	0.060	0.19	1	Y		05/06/2020 11:36	RLD	EPA 8260C
Carbon disulfide	0.019	ug/L	0.014 *	0.046	1	B		05/06/2020 11:36	RLD	EPA 8260C
Carbon tetrachloride	<0.029	ug/L	0.029	0.095	1			05/06/2020 11:36	RLD	EPA 8260C
Chlorobenzene	<0.015	ug/L	0.015	0.049	1			05/06/2020 11:36	RLD	EPA 8260C
Chloroethane	0.55	ug/L	0.023	0.077	1			05/06/2020 11:36	RLD	EPA 8260C
Chloroform	<0.023	ug/L	0.023	0.076	1			05/06/2020 11:36	RLD	EPA 8260C
Chloromethane	<0.030	ug/L	0.030	0.11	1			05/06/2020 11:36	RLD	EPA 8260C
cis-1,2-Dichloroethene	0.77	ug/L	0.027	0.090	1			05/06/2020 11:36	RLD	EPA 8260C
cis-1,3-Dichloropropene	<0.020	ug/L	0.020	0.067	1			05/06/2020 11:36	RLD	EPA 8260C
Dibromochloromethane	<0.030	ug/L	0.030	0.10	1			05/06/2020 11:36	RLD	EPA 8260C
Dibromomethane	<0.030	ug/L	0.030	0.11	1			05/06/2020 11:36	RLD	EPA 8260C
Dichlorodifluoromethane	<0.030	ug/L	0.030	0.10	1			05/06/2020 11:36	RLD	EPA 8260C
Diisopropyl ether	<0.02	ug/L	0.02	0.05	1			05/06/2020 11:36	RLD	EPA 8260C
Ethylbenzene	<0.016	ug/L	0.016	0.053	1			05/06/2020 11:36	RLD	EPA 8260C

Unless specifically stated to the contrary, soil/sediment/sludge sample results/LOD/LOQ/RLs were reported on a Dry Weight Basis

CT LAB#: 413620 Sample Description: P-117

License/Well #: 00467/144

Sampled: 04/27/2020 1413

Analyte	Result	Units	LOD	LOQ	Dilution	Qualifier	Prep Date/Time	Analysis Date/Time	Analyst	Method
Hexachlorobutadiene	<0.030	ug/L	0.030	0.10	1		05/06/2020 11:36	05/06/2020 11:36	RLD	EPA 8260C
Isopropylbenzene	<0.018	ug/L	0.018	0.059	1		05/06/2020 11:36	05/06/2020 11:36	RLD	EPA 8260C
m & p-Xylene	<0.030	ug/L	0.030	0.11	1		05/06/2020 11:36	05/06/2020 11:36	RLD	EPA 8260C
Methyl tert-butyl ether	<0.017	ug/L	0.017	0.055	1		05/06/2020 11:36	05/06/2020 11:36	RLD	EPA 8260C
Methylene chloride	<0.030	ug/L	0.030	0.12	1		05/06/2020 11:36	05/06/2020 11:36	RLD	EPA 8260C
n-Butylbenzene	<0.014	ug/L	0.014	0.048	1		05/06/2020 11:36	05/06/2020 11:36	RLD	EPA 8260C
n-Propylbenzene	<0.020	ug/L	0.020	0.068	1		05/06/2020 11:36	05/06/2020 11:36	RLD	EPA 8260C
Naphthalene	0.025	ug/L	0.022 *	0.072	1		05/06/2020 11:36	05/06/2020 11:36	RLD	EPA 8260C
o-Xylene	<0.017	ug/L	0.017	0.058	1		05/06/2020 11:36	05/06/2020 11:36	RLD	EPA 8260C
p-Isopropyltoluene	<0.018	ug/L	0.018	0.059	1		05/06/2020 11:36	05/06/2020 11:36	RLD	EPA 8260C
sec-Butylbenzene	<0.014	ug/L	0.014	0.046	1		05/06/2020 11:36	05/06/2020 11:36	RLD	EPA 8260C
Styrene	<0.011	ug/L	0.011	0.035	1		05/06/2020 11:36	05/06/2020 11:36	RLD	EPA 8260C
tert-Butylbenzene	<0.013	ug/L	0.013	0.042	1		05/06/2020 11:36	05/06/2020 11:36	RLD	EPA 8260C
Tetrachloroethene	<0.023	ug/L	0.023	0.077	1		05/06/2020 11:36	05/06/2020 11:36	RLD	EPA 8260C
Tetrahydrofuran	<0.28	ug/L	0.28	0.95	1		05/06/2020 11:36	05/06/2020 11:36	RLD	EPA 8260C
Toluene	<0.017	ug/L	0.017	0.056	1		05/06/2020 11:36	05/06/2020 11:36	RLD	EPA 8260C
trans-1,2-Dichloroethene	<0.029	ug/L	0.029	0.098	1		05/06/2020 11:36	05/06/2020 11:36	RLD	EPA 8260C
trans-1,3-Dichloropropene	<0.030	ug/L	0.030	0.11	1		05/06/2020 11:36	05/06/2020 11:36	RLD	EPA 8260C
Trichloroethene	0.046	ug/L	0.025 *	0.084	1		05/06/2020 11:36	05/06/2020 11:36	RLD	EPA 8260C
Trichlorofluoromethane	<0.029	ug/L	0.029	0.095	1		05/06/2020 11:36	05/06/2020 11:36	RLD	EPA 8260C
Vinyl acetate	<0.40	ug/L	0.40	1.4	1		05/06/2020 11:36	05/06/2020 11:36	RLD	EPA 8260C
Vinyl chloride	1.2	ug/L	0.013	0.043	1		05/06/2020 11:36	05/06/2020 11:36	RLD	EPA 8260C
1,2 Dichloroethane-d4	100	% Recovery	70.0	130	1		05/06/2020 11:36	05/06/2020 11:36	RLD	EPA 8260C
Bromofluorobenzene	98	% Recovery	70.0	130	1		05/06/2020 11:36	05/06/2020 11:36	RLD	EPA 8260C
d8-Toluene	102	% Recovery	70.0	130	1		05/06/2020 11:36	05/06/2020 11:36	RLD	EPA 8260C
Dibromofluoromethane	100	% Recovery	70.0	130	1		05/06/2020 11:36	05/06/2020 11:36	RLD	EPA 8260C

Unless specifically stated to the contrary, soil/sediment/sludge sample results/LOD/LOQ/RLs were reported on a Dry Weight Basis

CT LAB#: 413621 Sample Description: **P-118** License/Well #: 00467/145 Sampled: 04/27/2020 1500

Analyte	Result	Units	LOD	LOQ	Dilution	Qualifier	Prep Date/Time	Analysis Date/Time	Analyst	Method
Inorganic Results										
Total Sulfate	23	mg/L	0.80	2.5	1			05/08/2020 12:21	TMG	EPA 9056A
Nitrate+Nitrite Nitrogen Total	<0.057	mg/L	0.057	0.19	1			05/06/2020 11:11	SRW	EPA 353.2
Metals Results										
Dissolved Manganese	89.8	ug/L	2.2	7.3	1			05/01/2020 18:14	NAH	EPA 6010C
Organic Results										
1,1,1,2-Tetrachloroethane	<0.018	ug/L	0.018	0.059	1			05/06/2020 12:05	RLD	EPA 8260C
1,1,1-Trichloroethane	<0.018	ug/L	0.018	0.060	1			05/06/2020 12:05	RLD	EPA 8260C
1,1,2,2-Tetrachloroethane	<0.014	ug/L	0.014	0.048	1			05/06/2020 12:05	RLD	EPA 8260C
1,1,2-Trichloroethane	<0.019	ug/L	0.019	0.062	1			05/06/2020 12:05	RLD	EPA 8260C
1,1-Dichloroethane	<0.015	ug/L	0.015	0.050	1			05/06/2020 12:05	RLD	EPA 8260C
1,1-Dichloroethene	<0.040	ug/L	0.040	0.12	1			05/06/2020 12:05	RLD	EPA 8260C
1,1-Dichloropropene	<0.030	ug/L	0.030	0.10	1			05/06/2020 12:05	RLD	EPA 8260C
1,2,3-Trichlorobenzene	<0.012	ug/L	0.012	0.040	1			05/06/2020 12:05	RLD	EPA 8260C
1,2,3-Trichloropropane	<0.070	ug/L	0.070	0.24	1			05/06/2020 12:05	RLD	EPA 8260C
1,2,4-Trichlorobenzene	<0.012	ug/L	0.012	0.040	1			05/06/2020 12:05	RLD	EPA 8260C
1,2,4-Trimethylbenzene	<0.020	ug/L	0.020	0.065	1			05/06/2020 12:05	RLD	EPA 8260C
1,2-Dibromo-3-chloropropane	<0.070	ug/L	0.070	0.23	1			05/06/2020 12:05	RLD	EPA 8260C
1,2-Dibromoethane	<0.040	ug/L	0.040	0.12	1			05/06/2020 12:05	RLD	EPA 8260C
1,2-Dichlorobenzene	<0.022	ug/L	0.022	0.074	1			05/06/2020 12:05	RLD	EPA 8260C
1,2-Dichloroethane	<0.024	ug/L	0.024	0.080	1			05/06/2020 12:05	RLD	EPA 8260C
1,2-Dichloropropane	<0.024	ug/L	0.024	0.079	1			05/06/2020 12:05	RLD	EPA 8260C
1,3,5-Trimethylbenzene	<0.016	ug/L	0.016	0.054	1			05/06/2020 12:05	RLD	EPA 8260C
1,3-Dichlorobenzene	<0.020	ug/L	0.020	0.066	1			05/06/2020 12:05	RLD	EPA 8260C
1,3-Dichloropropane	<0.030	ug/L	0.030	0.10	1			05/06/2020 12:05	RLD	EPA 8260C
1,4-Dichlorobenzene	<0.017	ug/L	0.017	0.056	1			05/06/2020 12:05	RLD	EPA 8260C

Unless specifically stated to the contrary, soil/sediment/sludge sample results/LOD/LOQ/RLs were reported on a Dry Weight Basis

CT LAB#: 413621 Sample Description: P-118

License/Well #: 00467/145

Sampled: 04/27/2020 1500

Analyte	Result	Units	LOD	LOQ	Dilution	Qualifier	Prep Date/Time	Analysis Date/Time	Analyst	Method
1,4-Dioxane	<7.0	ug/L	7.0	22	1			05/06/2020 12:05	RLD	EPA 8260C
2,2-Dichloropropane	<0.015	ug/L	0.015	0.050	1			05/06/2020 12:05	RLD	EPA 8260C
2-Butanone	<0.50	ug/L	0.50	1.6	1			05/06/2020 12:05	RLD	EPA 8260C
2-Chlorotoluene	<0.024	ug/L	0.024	0.080	1			05/06/2020 12:05	RLD	EPA 8260C
2-Hexanone	<0.30	ug/L	0.30	1.0	1			05/06/2020 12:05	RLD	EPA 8260C
4-Chlorotoluene	<0.017	ug/L	0.017	0.057	1			05/06/2020 12:05	RLD	EPA 8260C
4-Methyl-2-pentanone	<0.22	ug/L	0.22	0.74	1			05/06/2020 12:05	RLD	EPA 8260C
Acetone	<0.80	ug/L	0.80	2.6	1			05/06/2020 12:05	RLD	EPA 8260C
Benzene	<0.019	ug/L	0.019	0.062	1			05/06/2020 12:05	RLD	EPA 8260C
Bromobenzene	<0.018	ug/L	0.018	0.060	1			05/06/2020 12:05	RLD	EPA 8260C
Bromochloromethane	<0.040	ug/L	0.040	0.15	1			05/06/2020 12:05	RLD	EPA 8260C
Bromodichloromethane	<0.028	ug/L	0.028	0.093	1			05/06/2020 12:05	RLD	EPA 8260C
Bromoform	<0.030	ug/L	0.030	0.10	1			05/06/2020 12:05	RLD	EPA 8260C
Bromomethane	<0.060	ug/L	0.060	0.19	1	Y		05/06/2020 12:05	RLD	EPA 8260C
Carbon disulfide	0.023	ug/L	0.014 *	0.046	1	B		05/06/2020 12:05	RLD	EPA 8260C
Carbon tetrachloride	<0.029	ug/L	0.029	0.095	1			05/06/2020 12:05	RLD	EPA 8260C
Chlorobenzene	<0.015	ug/L	0.015	0.049	1			05/06/2020 12:05	RLD	EPA 8260C
Chloroethane	<0.023	ug/L	0.023	0.077	1			05/06/2020 12:05	RLD	EPA 8260C
Chloroform	<0.023	ug/L	0.023	0.076	1			05/06/2020 12:05	RLD	EPA 8260C
Chloromethane	0.053	ug/L	0.030 *	0.11	1	B		05/06/2020 12:05	RLD	EPA 8260C
cis-1,2-Dichloroethene	<0.027	ug/L	0.027	0.090	1			05/06/2020 12:05	RLD	EPA 8260C
cis-1,3-Dichloropropene	<0.020	ug/L	0.020	0.067	1			05/06/2020 12:05	RLD	EPA 8260C
Dibromochloromethane	<0.030	ug/L	0.030	0.10	1			05/06/2020 12:05	RLD	EPA 8260C
Dibromomethane	<0.030	ug/L	0.030	0.11	1			05/06/2020 12:05	RLD	EPA 8260C
Dichlorodifluoromethane	<0.030	ug/L	0.030	0.10	1			05/06/2020 12:05	RLD	EPA 8260C
Diisopropyl ether	<0.02	ug/L	0.02	0.05	1			05/06/2020 12:05	RLD	EPA 8260C
Ethylbenzene	<0.016	ug/L	0.016	0.053	1			05/06/2020 12:05	RLD	EPA 8260C

Unless specifically stated to the contrary, soil/sediment/sludge sample results/LOD/LOQ/RLs were reported on a Dry Weight Basis

CT LAB#: 413621 Sample Description: P-118

License/Well #: 00467/145

Sampled: 04/27/2020 1500

Analyte	Result	Units	LOD	LOQ	Dilution	Qualifier	Prep Date/Time	Analysis Date/Time	Analyst	Method
Hexachlorobutadiene	<0.030	ug/L	0.030	0.10	1			05/06/2020 12:05	RLD	EPA 8260C
Isopropylbenzene	<0.018	ug/L	0.018	0.059	1			05/06/2020 12:05	RLD	EPA 8260C
m & p-Xylene	<0.030	ug/L	0.030	0.11	1			05/06/2020 12:05	RLD	EPA 8260C
Methyl tert-butyl ether	<0.017	ug/L	0.017	0.055	1			05/06/2020 12:05	RLD	EPA 8260C
Methylene chloride	<0.030	ug/L	0.030	0.12	1			05/06/2020 12:05	RLD	EPA 8260C
n-Butylbenzene	<0.014	ug/L	0.014	0.048	1			05/06/2020 12:05	RLD	EPA 8260C
n-Propylbenzene	<0.020	ug/L	0.020	0.068	1			05/06/2020 12:05	RLD	EPA 8260C
Naphthalene	<0.022	ug/L	0.022	0.072	1			05/06/2020 12:05	RLD	EPA 8260C
o-Xylene	<0.017	ug/L	0.017	0.058	1			05/06/2020 12:05	RLD	EPA 8260C
p-Isopropyltoluene	<0.018	ug/L	0.018	0.059	1			05/06/2020 12:05	RLD	EPA 8260C
sec-Butylbenzene	<0.014	ug/L	0.014	0.046	1			05/06/2020 12:05	RLD	EPA 8260C
Styrene	<0.011	ug/L	0.011	0.035	1			05/06/2020 12:05	RLD	EPA 8260C
tert-Butylbenzene	<0.013	ug/L	0.013	0.042	1			05/06/2020 12:05	RLD	EPA 8260C
Tetrachloroethene	<0.023	ug/L	0.023	0.077	1			05/06/2020 12:05	RLD	EPA 8260C
Tetrahydrofuran	<0.28	ug/L	0.28	0.95	1			05/06/2020 12:05	RLD	EPA 8260C
Toluene	0.033	ug/L	0.017 *	0.056	1			05/06/2020 12:05	RLD	EPA 8260C
trans-1,2-Dichloroethene	<0.029	ug/L	0.029	0.098	1			05/06/2020 12:05	RLD	EPA 8260C
trans-1,3-Dichloropropene	<0.030	ug/L	0.030	0.11	1			05/06/2020 12:05	RLD	EPA 8260C
Trichloroethene	<0.025	ug/L	0.025	0.084	1			05/06/2020 12:05	RLD	EPA 8260C
Trichlorofluoromethane	<0.029	ug/L	0.029	0.095	1			05/06/2020 12:05	RLD	EPA 8260C
Vinyl acetate	<0.40	ug/L	0.40	1.4	1			05/06/2020 12:05	RLD	EPA 8260C
Vinyl chloride	0.047	ug/L	0.013	0.043	1			05/06/2020 12:05	RLD	EPA 8260C
1,2 Dichloroethane-d4	100	% Recovery	70.0	130	1			05/06/2020 12:05	RLD	EPA 8260C
Bromofluorobenzene	97	% Recovery	70.0	130	1			05/06/2020 12:05	RLD	EPA 8260C
d8-Toluene	102	% Recovery	70.0	130	1			05/06/2020 12:05	RLD	EPA 8260C
Dibromofluoromethane	99	% Recovery	70.0	130	1			05/06/2020 12:05	RLD	EPA 8260C

Unless specifically stated to the contrary, soil/sediment/sludge sample results/LOD/LOQ/RLs were reported on a Dry Weight Basis

CT LAB#: 413622 Sample Description: **P-111D** License/Well #: 00467/130 Sampled: 04/28/2020 1123

Analyte	Result	Units	LOD	LOQ	Dilution	Qualifier	Prep Date/Time	Analysis Date/Time	Analyst	Method
Inorganic Results										
Total Sulfate	59	mg/L	4.0	13	5			05/08/2020 12:42	TMG	EPA 9056A
Nitrate+Nitrite Nitrogen Total	<0.057	mg/L	0.057	0.19	1			05/06/2020 11:13	SRW	EPA 353.2
Metals Results										
Dissolved Manganese	35.2	ug/L	2.2	7.3	1			05/01/2020 18:21	NAH	EPA 6010C
Organic Results										
1,1,1,2-Tetrachloroethane	<0.018	ug/L	0.018	0.059	1			05/06/2020 12:33	RLD	EPA 8260C
1,1,1-Trichloroethane	<0.018	ug/L	0.018	0.060	1			05/06/2020 12:33	RLD	EPA 8260C
1,1,2,2-Tetrachloroethane	<0.014	ug/L	0.014	0.048	1			05/06/2020 12:33	RLD	EPA 8260C
1,1,2-Trichloroethane	<0.019	ug/L	0.019	0.062	1			05/06/2020 12:33	RLD	EPA 8260C
1,1-Dichloroethane	<0.015	ug/L	0.015	0.050	1			05/06/2020 12:33	RLD	EPA 8260C
1,1-Dichloroethene	<0.040	ug/L	0.040	0.12	1			05/06/2020 12:33	RLD	EPA 8260C
1,1-Dichloropropene	<0.030	ug/L	0.030	0.10	1			05/06/2020 12:33	RLD	EPA 8260C
1,2,3-Trichlorobenzene	<0.012	ug/L	0.012	0.040	1			05/06/2020 12:33	RLD	EPA 8260C
1,2,3-Trichloropropane	<0.070	ug/L	0.070	0.24	1			05/06/2020 12:33	RLD	EPA 8260C
1,2,4-Trichlorobenzene	<0.012	ug/L	0.012	0.040	1			05/06/2020 12:33	RLD	EPA 8260C
1,2,4-Trimethylbenzene	<0.020	ug/L	0.020	0.065	1			05/06/2020 12:33	RLD	EPA 8260C
1,2-Dibromo-3-chloropropane	<0.070	ug/L	0.070	0.23	1			05/06/2020 12:33	RLD	EPA 8260C
1,2-Dibromoethane	<0.040	ug/L	0.040	0.12	1			05/06/2020 12:33	RLD	EPA 8260C
1,2-Dichlorobenzene	<0.022	ug/L	0.022	0.074	1			05/06/2020 12:33	RLD	EPA 8260C
1,2-Dichloroethane	<0.024	ug/L	0.024	0.080	1			05/06/2020 12:33	RLD	EPA 8260C
1,2-Dichloropropane	<0.024	ug/L	0.024	0.079	1			05/06/2020 12:33	RLD	EPA 8260C
1,3,5-Trimethylbenzene	<0.016	ug/L	0.016	0.054	1			05/06/2020 12:33	RLD	EPA 8260C
1,3-Dichlorobenzene	<0.020	ug/L	0.020	0.066	1			05/06/2020 12:33	RLD	EPA 8260C
1,3-Dichloropropane	<0.030	ug/L	0.030	0.10	1			05/06/2020 12:33	RLD	EPA 8260C
1,4-Dichlorobenzene	<0.017	ug/L	0.017	0.056	1			05/06/2020 12:33	RLD	EPA 8260C

Unless specifically stated to the contrary, soil/sediment/sludge sample results/LOD/LOQ/RLs were reported on a Dry Weight Basis

CT LAB#: 413622 Sample Description: P-111D

License/Well #: 00467/130

Sampled: 04/28/2020 1123

Analyte	Result	Units	LOD	LOQ	Dilution	Qualifier	Prep Date/Time	Analysis Date/Time	Analyst	Method
1,4-Dioxane	<7.0	ug/L	7.0	22	1			05/06/2020 12:33	RLD	EPA 8260C
2,2-Dichloropropane	<0.015	ug/L	0.015	0.050	1			05/06/2020 12:33	RLD	EPA 8260C
2-Butanone	<0.50	ug/L	0.50	1.6	1			05/06/2020 12:33	RLD	EPA 8260C
2-Chlorotoluene	<0.024	ug/L	0.024	0.080	1			05/06/2020 12:33	RLD	EPA 8260C
2-Hexanone	<0.30	ug/L	0.30	1.0	1			05/06/2020 12:33	RLD	EPA 8260C
4-Chlorotoluene	<0.017	ug/L	0.017	0.057	1			05/06/2020 12:33	RLD	EPA 8260C
4-Methyl-2-pentanone	<0.22	ug/L	0.22	0.74	1			05/06/2020 12:33	RLD	EPA 8260C
Acetone	<0.80	ug/L	0.80	2.6	1			05/06/2020 12:33	RLD	EPA 8260C
Benzene	<0.019	ug/L	0.019	0.062	1			05/06/2020 12:33	RLD	EPA 8260C
Bromobenzene	<0.018	ug/L	0.018	0.060	1			05/06/2020 12:33	RLD	EPA 8260C
Bromochloromethane	<0.040	ug/L	0.040	0.15	1			05/06/2020 12:33	RLD	EPA 8260C
Bromodichloromethane	<0.028	ug/L	0.028	0.093	1			05/06/2020 12:33	RLD	EPA 8260C
Bromoform	<0.030	ug/L	0.030	0.10	1			05/06/2020 12:33	RLD	EPA 8260C
Bromomethane	<0.060	ug/L	0.060	0.19	1	Y		05/06/2020 12:33	RLD	EPA 8260C
Carbon disulfide	0.026	ug/L	0.014 *	0.046	1	B		05/06/2020 12:33	RLD	EPA 8260C
Carbon tetrachloride	<0.029	ug/L	0.029	0.095	1			05/06/2020 12:33	RLD	EPA 8260C
Chlorobenzene	<0.015	ug/L	0.015	0.049	1			05/06/2020 12:33	RLD	EPA 8260C
Chloroethane	1.5	ug/L	0.023	0.077	1			05/06/2020 12:33	RLD	EPA 8260C
Chloroform	<0.023	ug/L	0.023	0.076	1			05/06/2020 12:33	RLD	EPA 8260C
Chloromethane	0.047	ug/L	0.030 *	0.11	1	B		05/06/2020 12:33	RLD	EPA 8260C
cis-1,2-Dichloroethene	3.3	ug/L	0.027	0.090	1			05/06/2020 12:33	RLD	EPA 8260C
cis-1,3-Dichloropropene	<0.020	ug/L	0.020	0.067	1			05/06/2020 12:33	RLD	EPA 8260C
Dibromochloromethane	<0.030	ug/L	0.030	0.10	1			05/06/2020 12:33	RLD	EPA 8260C
Dibromomethane	<0.030	ug/L	0.030	0.11	1			05/06/2020 12:33	RLD	EPA 8260C
Dichlorodifluoromethane	0.052	ug/L	0.030 *	0.10	1			05/06/2020 12:33	RLD	EPA 8260C
Diisopropyl ether	<0.02	ug/L	0.02	0.05	1			05/06/2020 12:33	RLD	EPA 8260C
Ethylbenzene	<0.016	ug/L	0.016	0.053	1			05/06/2020 12:33	RLD	EPA 8260C

Unless specifically stated to the contrary, soil/sediment/sludge sample results/LOD/LOQ/RLs were reported on a Dry Weight Basis

CT LAB#: 413622 Sample Description: P-111D

License/Well #: 00467/130

Sampled: 04/28/2020 1123

Analyte	Result	Units	LOD	LOQ	Dilution	Qualifier	Prep Date/Time	Analysis Date/Time	Analyst	Method
Hexachlorobutadiene	<0.030	ug/L	0.030	0.10	1		05/06/2020 12:33	12:33	RLD	EPA 8260C
Isopropylbenzene	<0.018	ug/L	0.018	0.059	1		05/06/2020 12:33	12:33	RLD	EPA 8260C
m & p-Xylene	<0.030	ug/L	0.030	0.11	1		05/06/2020 12:33	12:33	RLD	EPA 8260C
Methyl tert-butyl ether	<0.017	ug/L	0.017	0.055	1		05/06/2020 12:33	12:33	RLD	EPA 8260C
Methylene chloride	<0.030	ug/L	0.030	0.12	1		05/06/2020 12:33	12:33	RLD	EPA 8260C
n-Butylbenzene	<0.014	ug/L	0.014	0.048	1		05/06/2020 12:33	12:33	RLD	EPA 8260C
n-Propylbenzene	<0.020	ug/L	0.020	0.068	1		05/06/2020 12:33	12:33	RLD	EPA 8260C
Naphthalene	<0.022	ug/L	0.022	0.072	1		05/06/2020 12:33	12:33	RLD	EPA 8260C
o-Xylene	<0.017	ug/L	0.017	0.058	1		05/06/2020 12:33	12:33	RLD	EPA 8260C
p-Isopropyltoluene	<0.018	ug/L	0.018	0.059	1		05/06/2020 12:33	12:33	RLD	EPA 8260C
sec-Butylbenzene	<0.014	ug/L	0.014	0.046	1		05/06/2020 12:33	12:33	RLD	EPA 8260C
Styrene	<0.011	ug/L	0.011	0.035	1		05/06/2020 12:33	12:33	RLD	EPA 8260C
tert-Butylbenzene	<0.013	ug/L	0.013	0.042	1		05/06/2020 12:33	12:33	RLD	EPA 8260C
Tetrachloroethene	<0.023	ug/L	0.023	0.077	1		05/06/2020 12:33	12:33	RLD	EPA 8260C
Tetrahydrofuran	<0.28	ug/L	0.28	0.95	1		05/06/2020 12:33	12:33	RLD	EPA 8260C
Toluene	<0.017	ug/L	0.017	0.056	1		05/06/2020 12:33	12:33	RLD	EPA 8260C
trans-1,2-Dichloroethene	0.042	ug/L	0.029 *	0.098	1		05/06/2020 12:33	12:33	RLD	EPA 8260C
trans-1,3-Dichloropropene	<0.030	ug/L	0.030	0.11	1		05/06/2020 12:33	12:33	RLD	EPA 8260C
Trichloroethene	<0.025	ug/L	0.025	0.084	1		05/06/2020 12:33	12:33	RLD	EPA 8260C
Trichlorofluoromethane	<0.029	ug/L	0.029	0.095	1		05/06/2020 12:33	12:33	RLD	EPA 8260C
Vinyl acetate	<0.40	ug/L	0.40	1.4	1		05/06/2020 12:33	12:33	RLD	EPA 8260C
Vinyl chloride	3.6	ug/L	0.013	0.043	1		05/06/2020 12:33	12:33	RLD	EPA 8260C
1,2 Dichloroethane-d4	97	% Recovery	70.0	130	1		05/06/2020 12:33	12:33	RLD	EPA 8260C
Bromofluorobenzene	97	% Recovery	70.0	130	1		05/06/2020 12:33	12:33	RLD	EPA 8260C
d8-Toluene	102	% Recovery	70.0	130	1		05/06/2020 12:33	12:33	RLD	EPA 8260C
Dibromofluoromethane	100	% Recovery	70.0	130	1		05/06/2020 12:33	12:33	RLD	EPA 8260C

Unless specifically stated to the contrary, soil/sediment/sludge sample results/LOD/LOQ/RLs were reported on a Dry Weight Basis

CT LAB#: 413623 Sample Description: MW-112 License/Well #: 00467/121 Sampled: 04/28/2020 1223

Analyte	Result	Units	LOD	LOQ	Dilution	Qualifier	Prep Date/Time	Analysis Date/Time	Analyst	Method
Inorganic Results										
Total Sulfate	66	mg/L	4.0	13	5			05/08/2020 13:46	TMG	EPA 9056A
Nitrate+Nitrite Nitrogen Total	1.7	mg/L	0.057	0.19	1			05/06/2020 11:14	SRW	EPA 353.2
Metals Results										
Dissolved Manganese	311	ug/L	2.2	7.3	1			05/01/2020 18:28	NAH	EPA 6010C
Organic Results										
1,1,1,2-Tetrachloroethane	<0.018	ug/L	0.018	0.059	1			05/06/2020 13:01	RLD	EPA 8260C
1,1,1-Trichloroethane	<0.018	ug/L	0.018	0.060	1			05/06/2020 13:01	RLD	EPA 8260C
1,1,2,2-Tetrachloroethane	<0.014	ug/L	0.014	0.048	1			05/06/2020 13:01	RLD	EPA 8260C
1,1,2-Trichloroethane	<0.019	ug/L	0.019	0.062	1			05/06/2020 13:01	RLD	EPA 8260C
1,1-Dichloroethane	<0.015	ug/L	0.015	0.050	1			05/06/2020 13:01	RLD	EPA 8260C
1,1-Dichloroethene	<0.040	ug/L	0.040	0.12	1			05/06/2020 13:01	RLD	EPA 8260C
1,1-Dichloropropene	<0.030	ug/L	0.030	0.10	1			05/06/2020 13:01	RLD	EPA 8260C
1,2,3-Trichlorobenzene	<0.012	ug/L	0.012	0.040	1			05/06/2020 13:01	RLD	EPA 8260C
1,2,3-Trichloropropane	<0.070	ug/L	0.070	0.24	1			05/06/2020 13:01	RLD	EPA 8260C
1,2,4-Trichlorobenzene	<0.012	ug/L	0.012	0.040	1			05/06/2020 13:01	RLD	EPA 8260C
1,2,4-Trimethylbenzene	<0.020	ug/L	0.020	0.065	1			05/06/2020 13:01	RLD	EPA 8260C
1,2-Dibromo-3-chloropropane	<0.070	ug/L	0.070	0.23	1			05/06/2020 13:01	RLD	EPA 8260C
1,2-Dibromoethane	<0.040	ug/L	0.040	0.12	1			05/06/2020 13:01	RLD	EPA 8260C
1,2-Dichlorobenzene	<0.022	ug/L	0.022	0.074	1			05/06/2020 13:01	RLD	EPA 8260C
1,2-Dichloroethane	<0.024	ug/L	0.024	0.080	1			05/06/2020 13:01	RLD	EPA 8260C
1,2-Dichloropropane	<0.024	ug/L	0.024	0.079	1			05/06/2020 13:01	RLD	EPA 8260C
1,3,5-Trimethylbenzene	<0.016	ug/L	0.016	0.054	1			05/06/2020 13:01	RLD	EPA 8260C
1,3-Dichlorobenzene	<0.020	ug/L	0.020	0.066	1			05/06/2020 13:01	RLD	EPA 8260C
1,3-Dichloropropane	<0.030	ug/L	0.030	0.10	1			05/06/2020 13:01	RLD	EPA 8260C
1,4-Dichlorobenzene	<0.017	ug/L	0.017	0.056	1			05/06/2020 13:01	RLD	EPA 8260C

Unless specifically stated to the contrary, soil/sediment/sludge sample results/LOD/LOQ/RLs were reported on a Dry Weight Basis

CT LAB#: 413623 Sample Description: MW-112

License/Well #: 00467/121

Sampled: 04/28/2020 1223

Analyte	Result	Units	LOD	LOQ	Dilution	Qualifier	Prep Date/Time	Analysis Date/Time	Analyst	Method
1,4-Dioxane	<7.0	ug/L	7.0	22	1			05/06/2020 13:01	RLD	EPA 8260C
2,2-Dichloropropane	<0.015	ug/L	0.015	0.050	1			05/06/2020 13:01	RLD	EPA 8260C
2-Butanone	<0.50	ug/L	0.50	1.6	1			05/06/2020 13:01	RLD	EPA 8260C
2-Chlorotoluene	<0.024	ug/L	0.024	0.080	1			05/06/2020 13:01	RLD	EPA 8260C
2-Hexanone	<0.30	ug/L	0.30	1.0	1			05/06/2020 13:01	RLD	EPA 8260C
4-Chlorotoluene	<0.017	ug/L	0.017	0.057	1			05/06/2020 13:01	RLD	EPA 8260C
4-Methyl-2-pentanone	<0.22	ug/L	0.22	0.74	1			05/06/2020 13:01	RLD	EPA 8260C
Acetone	0.93	ug/L	0.80 *	2.6	1	B		05/06/2020 13:01	RLD	EPA 8260C
Benzene	<0.019	ug/L	0.019	0.062	1			05/06/2020 13:01	RLD	EPA 8260C
Bromobenzene	<0.018	ug/L	0.018	0.060	1			05/06/2020 13:01	RLD	EPA 8260C
Bromochloromethane	<0.040	ug/L	0.040	0.15	1			05/06/2020 13:01	RLD	EPA 8260C
Bromodichloromethane	<0.028	ug/L	0.028	0.093	1			05/06/2020 13:01	RLD	EPA 8260C
Bromoform	<0.030	ug/L	0.030	0.10	1			05/06/2020 13:01	RLD	EPA 8260C
Bromomethane	<0.060	ug/L	0.060	0.19	1	Y		05/06/2020 13:01	RLD	EPA 8260C
Carbon disulfide	<0.014	ug/L	0.014	0.046	1			05/06/2020 13:01	RLD	EPA 8260C
Carbon tetrachloride	<0.029	ug/L	0.029	0.095	1			05/06/2020 13:01	RLD	EPA 8260C
Chlorobenzene	0.047	ug/L	0.015 *	0.049	1			05/06/2020 13:01	RLD	EPA 8260C
Chloroethane	<0.023	ug/L	0.023	0.077	1			05/06/2020 13:01	RLD	EPA 8260C
Chloroform	<0.023	ug/L	0.023	0.076	1			05/06/2020 13:01	RLD	EPA 8260C
Chloromethane	0.056	ug/L	0.030 *	0.11	1	B		05/06/2020 13:01	RLD	EPA 8260C
cis-1,2-Dichloroethene	0.16	ug/L	0.027	0.090	1			05/06/2020 13:01	RLD	EPA 8260C
cis-1,3-Dichloropropene	<0.020	ug/L	0.020	0.067	1			05/06/2020 13:01	RLD	EPA 8260C
Dibromochloromethane	<0.030	ug/L	0.030	0.10	1			05/06/2020 13:01	RLD	EPA 8260C
Dibromomethane	<0.030	ug/L	0.030	0.11	1			05/06/2020 13:01	RLD	EPA 8260C
Dichlorodifluoromethane	0.032	ug/L	0.030 *	0.10	1			05/06/2020 13:01	RLD	EPA 8260C
Diisopropyl ether	<0.02	ug/L	0.02	0.05	1			05/06/2020 13:01	RLD	EPA 8260C
Ethylbenzene	<0.016	ug/L	0.016	0.053	1			05/06/2020 13:01	RLD	EPA 8260C

Unless specifically stated to the contrary, soil/sediment/sludge sample results/LOD/LOQ/RLs were reported on a Dry Weight Basis

CT LAB#: 413623 Sample Description: MW-112

License/Well #: 00467/121

Sampled: 04/28/2020 1223

Analyte	Result	Units	LOD	LOQ	Dilution	Qualifier	Prep Date/Time	Analysis Date/Time	Analyst	Method
Hexachlorobutadiene	<0.030	ug/L	0.030	0.10	1			05/06/2020 13:01	RLD	EPA 8260C
Isopropylbenzene	<0.018	ug/L	0.018	0.059	1			05/06/2020 13:01	RLD	EPA 8260C
m & p-Xylene	<0.030	ug/L	0.030	0.11	1			05/06/2020 13:01	RLD	EPA 8260C
Methyl tert-butyl ether	<0.017	ug/L	0.017	0.055	1			05/06/2020 13:01	RLD	EPA 8260C
Methylene chloride	<0.030	ug/L	0.030	0.12	1			05/06/2020 13:01	RLD	EPA 8260C
n-Butylbenzene	<0.014	ug/L	0.014	0.048	1			05/06/2020 13:01	RLD	EPA 8260C
n-Propylbenzene	<0.020	ug/L	0.020	0.068	1			05/06/2020 13:01	RLD	EPA 8260C
Naphthalene	<0.022	ug/L	0.022	0.072	1			05/06/2020 13:01	RLD	EPA 8260C
o-Xylene	<0.017	ug/L	0.017	0.058	1			05/06/2020 13:01	RLD	EPA 8260C
p-Isopropyltoluene	<0.018	ug/L	0.018	0.059	1			05/06/2020 13:01	RLD	EPA 8260C
sec-Butylbenzene	<0.014	ug/L	0.014	0.046	1			05/06/2020 13:01	RLD	EPA 8260C
Styrene	<0.011	ug/L	0.011	0.035	1			05/06/2020 13:01	RLD	EPA 8260C
tert-Butylbenzene	<0.013	ug/L	0.013	0.042	1			05/06/2020 13:01	RLD	EPA 8260C
Tetrachloroethene	0.28	ug/L	0.023	0.077	1			05/06/2020 13:01	RLD	EPA 8260C
Tetrahydrofuran	<0.28	ug/L	0.28	0.95	1			05/06/2020 13:01	RLD	EPA 8260C
Toluene	<0.017	ug/L	0.017	0.056	1			05/06/2020 13:01	RLD	EPA 8260C
trans-1,2-Dichloroethene	<0.029	ug/L	0.029	0.098	1			05/06/2020 13:01	RLD	EPA 8260C
trans-1,3-Dichloropropene	<0.030	ug/L	0.030	0.11	1			05/06/2020 13:01	RLD	EPA 8260C
Trichloroethene	1.0	ug/L	0.025	0.084	1			05/06/2020 13:01	RLD	EPA 8260C
Trichlorofluoromethane	<0.029	ug/L	0.029	0.095	1			05/06/2020 13:01	RLD	EPA 8260C
Vinyl acetate	<0.40	ug/L	0.40	1.4	1			05/06/2020 13:01	RLD	EPA 8260C
Vinyl chloride	0.025	ug/L	0.013 *	0.043	1			05/06/2020 13:01	RLD	EPA 8260C
1,2 Dichloroethane-d4	97	% Recovery	70.0	130	1			05/06/2020 13:01	RLD	EPA 8260C
Bromofluorobenzene	99	% Recovery	70.0	130	1			05/06/2020 13:01	RLD	EPA 8260C
d8-Toluene	101	% Recovery	70.0	130	1			05/06/2020 13:01	RLD	EPA 8260C
Dibromofluoromethane	98	% Recovery	70.0	130	1			05/06/2020 13:01	RLD	EPA 8260C

Unless specifically stated to the contrary, soil/sediment/sludge sample results/LOD/LOQ/RLs were reported on a Dry Weight Basis

CT LAB#: 413624 Sample Description: **LC-2** License/Well #: 00467/302 Sampled: 04/28/2020 1340

Analyte	Result	Units	LOD	LOQ	Dilution	Qualifier	Prep Date/Time	Analysis Date/Time	Analyst	Method
Inorganic Results										
Total Sulfate	2.9	mg/L	0.80	2.5	1			05/08/2020 09:31	TMG	EPA 9056A
Nitrate+Nitrite Nitrogen Total	0.061	mg/L	0.057 *	0.19	1	M		05/06/2020 11:55	SRW	EPA 353.2
Metals Results										
Dissolved Manganese	85.7	ug/L	2.2	7.3	1			05/01/2020 18:52	NAH	EPA 6010C
Organic Results										
1,1,1,2-Tetrachloroethane	<4.0	ug/L	4.0	14	10			05/04/2020 18:20	RLD	EPA 8260C
1,1,1-Trichloroethane	<2.9	ug/L	2.9	9.8	10			05/04/2020 18:20	RLD	EPA 8260C
1,1,2,2-Tetrachloroethane	<3.0	ug/L	3.0	11	10			05/04/2020 18:20	RLD	EPA 8260C
1,1,2-Trichloroethane	<3.0	ug/L	3.0	9.9	10			05/04/2020 18:20	RLD	EPA 8260C
1,1-Dichloroethane	<3.0	ug/L	3.0	11	10			05/04/2020 18:20	RLD	EPA 8260C
1,1-Dichloroethene	<4.0	ug/L	4.0	12	10			05/04/2020 18:20	RLD	EPA 8260C
1,1-Dichloropropene	<3.0	ug/L	3.0	10	10			05/04/2020 18:20	RLD	EPA 8260C
1,2,3-Trichlorobenzene	<2.3	ug/L	2.3	7.7	10			05/04/2020 18:20	RLD	EPA 8260C
1,2,3-Trichloropropane	<3.0	ug/L	3.0	11	10			05/04/2020 18:20	RLD	EPA 8260C
1,2,4-Trichlorobenzene	<2.8	ug/L	2.8	9.3	10			05/04/2020 18:20	RLD	EPA 8260C
1,2,4-Trimethylbenzene	73	ug/L	2.9	9.6	10			05/04/2020 18:20	RLD	EPA 8260C
1,2-Dibromo-3-chloropropane	<2.5	ug/L	2.5	8.2	10			05/04/2020 18:20	RLD	EPA 8260C
1,2-Dibromoethane	<3.0	ug/L	3.0	10	10			05/04/2020 18:20	RLD	EPA 8260C
1,2-Dichlorobenzene	<3.0	ug/L	3.0	11	10			05/04/2020 18:20	RLD	EPA 8260C
1,2-Dichloroethane	<2.4	ug/L	2.4	8.1	10			05/04/2020 18:20	RLD	EPA 8260C
1,2-Dichloropropane	<1.8	ug/L	1.8	6.1	10			05/04/2020 18:20	RLD	EPA 8260C
1,3,5-Trimethylbenzene	15	ug/L	2.7	8.9	10			05/04/2020 18:20	RLD	EPA 8260C
1,3-Dichlorobenzene	<2.6	ug/L	2.6	8.7	10			05/04/2020 18:20	RLD	EPA 8260C
1,3-Dichloropropane	<1.7	ug/L	1.7	5.7	10			05/04/2020 18:20	RLD	EPA 8260C
1,4-Dichlorobenzene	16	ug/L	3.0	11	10			05/04/2020 18:20	RLD	EPA 8260C

Unless specifically stated to the contrary, soil/sediment/sludge sample results/LOD/LOQ/RLs were reported on a Dry Weight Basis

CT LAB#: 413624 Sample Description: LC-2 License/Well #: 00467/302 Sampled: 04/28/2020 1340

Analyte	Result	Units	LOD	LOQ	Dilution	Qualifier	Prep Date/Time	Analysis Date/Time	Analyst	Method
2,2-Dichloropropane	<3.0	ug/L	3.0	9.9	10	Y	05/04/2020	18:20	RLD	EPA 8260C
2-Butanone	2200	ug/L	26	88	10		05/04/2020	18:20	RLD	EPA 8260C
2-Chlorotoluene	<2.5	ug/L	2.5	8.4	10		05/04/2020	18:20	RLD	EPA 8260C
2-Hexanone	<30	ug/L	30	100	10		05/04/2020	18:20	RLD	EPA 8260C
4-Chlorotoluene	<3.0	ug/L	3.0	11	10		05/04/2020	18:20	RLD	EPA 8260C
4-Methyl-2-pentanone	<22	ug/L	22	74	10		05/04/2020	18:20	RLD	EPA 8260C
Acetone	900	ug/L	40	120	10		05/04/2020	18:20	RLD	EPA 8260C
Benzene	14	ug/L	4.0	14	10		05/04/2020	18:20	RLD	EPA 8260C
Bromobenzene	<4.0	ug/L	4.0	13	10		05/04/2020	18:20	RLD	EPA 8260C
Bromochloromethane	<3.0	ug/L	3.0	10	10		05/04/2020	18:20	RLD	EPA 8260C
Bromodichloromethane	<2.9	ug/L	2.9	9.5	10		05/04/2020	18:20	RLD	EPA 8260C
Bromoform	<4.0	ug/L	4.0	13	10		05/04/2020	18:20	RLD	EPA 8260C
Bromomethane	<9.0	ug/L	9.0	31	10	Y	05/04/2020	18:20	RLD	EPA 8260C
Carbon disulfide	<6.0	ug/L	6.0	19	10		05/04/2020	18:20	RLD	EPA 8260C
Carbon tetrachloride	<3.0	ug/L	3.0	11	10		05/04/2020	18:20	RLD	EPA 8260C
Chlorobenzene	88	ug/L	3.0	11	10		05/04/2020	18:20	RLD	EPA 8260C
Chloroethane	<5.0	ug/L	5.0	16	10		05/04/2020	18:20	RLD	EPA 8260C
Chloroform	<3.0	ug/L	3.0	12	10		05/04/2020	18:20	RLD	EPA 8260C
Chloromethane	<6.0	ug/L	6.0	21	10		05/04/2020	18:20	RLD	EPA 8260C
cis-1,2-Dichloroethene	<3.0	ug/L	3.0	11	10		05/04/2020	18:20	RLD	EPA 8260C
cis-1,3-Dichloropropene	<1.6	ug/L	1.6	5.4	10		05/04/2020	18:20	RLD	EPA 8260C
Dibromochloromethane	<3.0	ug/L	3.0	11	10		05/04/2020	18:20	RLD	EPA 8260C
Dibromomethane	<2.2	ug/L	2.2	7.3	10		05/04/2020	18:20	RLD	EPA 8260C
Dichlorodifluoromethane	<4.0	ug/L	4.0	13	10		05/04/2020	18:20	RLD	EPA 8260C
Diisopropyl ether	<4.0	ug/L	4.0	13	10		05/04/2020	18:20	RLD	EPA 8260C
Ethylbenzene	14	ug/L	3.0	11	10		05/04/2020	18:20	RLD	EPA 8260C
Hexachlorobutadiene	<4.0	ug/L	4.0	12	10		05/04/2020	18:20	RLD	EPA 8260C

Unless specifically stated to the contrary, soil/sediment/sludge sample results/LOD/LOQ/RLs were reported on a Dry Weight Basis

CT LAB#: 413624 Sample Description: LC-2

License/Well #: 00467/302

Sampled: 04/28/2020 1340

Analyte	Result	Units	LOD	LOQ	Dilution	Qualifier	Prep Date/Time	Analysis Date/Time	Analyst	Method
Isopropylbenzene	9.7	ug/L	3.0 *	11	10		05/04/2020 18:20	05/04/2020 18:20	RLD	EPA 8260C
m & p-Xylene	360	ug/L	7.0	24	10		05/04/2020 18:20	05/04/2020 18:20	RLD	EPA 8260C
Methyl tert-butyl ether	<3.0	ug/L	3.0	11	10		05/04/2020 18:20	05/04/2020 18:20	RLD	EPA 8260C
Methylene chloride	<4.0	ug/L	4.0	15	10		05/04/2020 18:20	05/04/2020 18:20	RLD	EPA 8260C
n-Butylbenzene	<2.9	ug/L	2.9	9.8	10		05/04/2020 18:20	05/04/2020 18:20	RLD	EPA 8260C
n-Propylbenzene	8.1	ug/L	3.0 *	11	10		05/04/2020 18:20	05/04/2020 18:20	RLD	EPA 8260C
Naphthalene	9.9	ug/L	3.0 *	10	10		05/04/2020 18:20	05/04/2020 18:20	RLD	EPA 8260C
o-Xylene	<2.6	ug/L	2.6	8.8	10		05/04/2020 18:20	05/04/2020 18:20	RLD	EPA 8260C
p-Isopropyltoluene	<3.0	ug/L	3.0	11	10		05/04/2020 18:20	05/04/2020 18:20	RLD	EPA 8260C
sec-Butylbenzene	<4.0	ug/L	4.0	12	10		05/04/2020 18:20	05/04/2020 18:20	RLD	EPA 8260C
Styrene	<2.9	ug/L	2.9	9.5	10		05/04/2020 18:20	05/04/2020 18:20	RLD	EPA 8260C
tert-Butylbenzene	<4.0	ug/L	4.0	12	10		05/04/2020 18:20	05/04/2020 18:20	RLD	EPA 8260C
Tetrachloroethene	<2.7	ug/L	2.7	8.9	10		05/04/2020 18:20	05/04/2020 18:20	RLD	EPA 8260C
Tetrahydrofuran	1000	ug/L	30	100	10		05/04/2020 18:20	05/04/2020 18:20	RLD	EPA 8260C
Toluene	<2.1	ug/L	2.1	6.9	10		05/04/2020 18:20	05/04/2020 18:20	RLD	EPA 8260C
trans-1,2-Dichloroethene	<3.0	ug/L	3.0	12	10		05/04/2020 18:20	05/04/2020 18:20	RLD	EPA 8260C
trans-1,3-Dichloropropene	<2.3	ug/L	2.3	7.7	10		05/04/2020 18:20	05/04/2020 18:20	RLD	EPA 8260C
Trichloroethene	<3.0	ug/L	3.0	11	10		05/04/2020 18:20	05/04/2020 18:20	RLD	EPA 8260C
Trichlorofluoromethane	<4.0	ug/L	4.0	14	10		05/04/2020 18:20	05/04/2020 18:20	RLD	EPA 8260C
Vinyl acetate	<50	ug/L	50	170	10		05/04/2020 18:20	05/04/2020 18:20	RLD	EPA 8260C
Vinyl chloride	<1.4	ug/L	1.4	4.6	10		05/04/2020 18:20	05/04/2020 18:20	RLD	EPA 8260C
1,2 Dichloroethane-d4	101	% Recovery	88.0	113	1		05/04/2020 18:20	05/04/2020 18:20	RLD	EPA 8260C
Bromofluorobenzene	100	% Recovery	82.0	114	1		05/04/2020 18:20	05/04/2020 18:20	RLD	EPA 8260C
d8-Toluene	101	% Recovery	90.0	110	1		05/04/2020 18:20	05/04/2020 18:20	RLD	EPA 8260C
Dibromofluoromethane	102	% Recovery	88.0	112	1		05/04/2020 18:20	05/04/2020 18:20	RLD	EPA 8260C

Unless specifically stated to the contrary, soil/sediment/sludge sample results/LOD/LOQ/RLs were reported on a Dry Weight Basis

CT LAB#: 413626 Sample Description: LC-1 License/Well #: 00467/301 Sampled: 04/28/2020 1456

Analyte	Result	Units	LOD	LOQ	Dilution	Qualifier	Prep Date/Time	Analysis Date/Time	Analyst	Method
Inorganic Results										
Total Sulfate	30	mg/L	0.80	2.5	1			05/08/2020 10:34	TMG	EPA 9056A
Nitrate+Nitrite Nitrogen Total	<0.057	mg/L	0.057	0.19	1			05/06/2020 11:59	SRW	EPA 353.2
Metals Results										
Dissolved Manganese	408	ug/L	2.2	7.3	1			05/01/2020 18:59	NAH	EPA 6010C
Organic Results										
Qualifiers applying to all Analytes of Method EPA 8260C: T										
1,1,1,2-Tetrachloroethane	<20	ug/L	20	70	50			05/04/2020 19:20	RLD	EPA 8260C
1,1,1-Trichloroethane	<15	ug/L	15	49	50			05/04/2020 19:20	RLD	EPA 8260C
1,1,2,2-Tetrachloroethane	<15	ug/L	15	55	50			05/04/2020 19:20	RLD	EPA 8260C
1,1,2-Trichloroethane	<15	ug/L	15	50	50			05/04/2020 19:20	RLD	EPA 8260C
1,1-Dichloroethane	<15	ug/L	15	55	50			05/04/2020 19:20	RLD	EPA 8260C
1,1-Dichloroethene	<20	ug/L	20	60	50			05/04/2020 19:20	RLD	EPA 8260C
1,1-Dichloropropene	<15	ug/L	15	50	50			05/04/2020 19:20	RLD	EPA 8260C
1,2,3-Trichlorobenzene	<12	ug/L	12	39	50			05/04/2020 19:20	RLD	EPA 8260C
1,2,3-Trichloropropane	<15	ug/L	15	55	50			05/04/2020 19:20	RLD	EPA 8260C
1,2,4-Trichlorobenzene	<14	ug/L	14	47	50			05/04/2020 19:20	RLD	EPA 8260C
1,2,4-Trimethylbenzene	33	ug/L	15 *	48	50			05/04/2020 19:20	RLD	EPA 8260C
1,2-Dibromo-3-chloropropane	<13	ug/L	13	41	50			05/04/2020 19:20	RLD	EPA 8260C
1,2-Dibromoethane	<15	ug/L	15	50	50			05/04/2020 19:20	RLD	EPA 8260C
1,2-Dichlorobenzene	<15	ug/L	15	55	50			05/04/2020 19:20	RLD	EPA 8260C
1,2-Dichloroethane	<12	ug/L	12	41	50			05/04/2020 19:20	RLD	EPA 8260C
1,2-Dichloropropane	<9.0	ug/L	9.0	31	50			05/04/2020 19:20	RLD	EPA 8260C
1,3,5-Trimethylbenzene	<14	ug/L	14	45	50			05/04/2020 19:20	RLD	EPA 8260C
1,3-Dichlorobenzene	<13	ug/L	13	44	50			05/04/2020 19:20	RLD	EPA 8260C

Unless specifically stated to the contrary, soil/sediment/sludge sample results/LOD/LOQ/RLs were reported on a Dry Weight Basis

CT LAB#: 413626 Sample Description: LC-1 License/Well #: 00467/301 Sampled: 04/28/2020 1456

Analyte	Result	Units	LOD	LOQ	Dilution	Qualifier	Prep Date/Time	Analysis Date/Time	Analyst	Method
Qualifiers applying to all Analytes of Method EPA 8260C: T										
1,3-Dichloropropane	<8.5	ug/L	8.5	29	50			05/04/2020 19:20	RLD	EPA 8260C
1,4-Dichlorobenzene	<15	ug/L	15	55	50			05/04/2020 19:20	RLD	EPA 8260C
2,2-Dichloropropane	<15	ug/L	15	50	50	Y		05/04/2020 19:20	RLD	EPA 8260C
2-Butanone	2100	ug/L	130	440	50			05/04/2020 19:20	RLD	EPA 8260C
2-Chlorotoluene	<13	ug/L	13	42	50			05/04/2020 19:20	RLD	EPA 8260C
2-Hexanone	<150	ug/L	150	500	50			05/04/2020 19:20	RLD	EPA 8260C
4-Chlorotoluene	<15	ug/L	15	55	50			05/04/2020 19:20	RLD	EPA 8260C
4-Methyl-2-pentanone	<110	ug/L	110	370	50			05/04/2020 19:20	RLD	EPA 8260C
Acetone	780	ug/L	200	600	50			05/04/2020 19:20	RLD	EPA 8260C
Benzene	<20	ug/L	20	70	50			05/04/2020 19:20	RLD	EPA 8260C
Bromobenzene	<20	ug/L	20	65	50			05/04/2020 19:20	RLD	EPA 8260C
Bromochloromethane	<15	ug/L	15	50	50			05/04/2020 19:20	RLD	EPA 8260C
Bromodichloromethane	<15	ug/L	15	48	50			05/04/2020 19:20	RLD	EPA 8260C
Bromoform	<20	ug/L	20	65	50			05/04/2020 19:20	RLD	EPA 8260C
Bromomethane	<45	ug/L	45	160	50	Y		05/04/2020 19:20	RLD	EPA 8260C
Carbon disulfide	<30	ug/L	30	95	50			05/04/2020 19:20	RLD	EPA 8260C
Carbon tetrachloride	<15	ug/L	15	55	50			05/04/2020 19:20	RLD	EPA 8260C
Chlorobenzene	<15	ug/L	15	55	50			05/04/2020 19:20	RLD	EPA 8260C
Chloroethane	<25	ug/L	25	80	50			05/04/2020 19:20	RLD	EPA 8260C
Chloroform	<15	ug/L	15	60	50			05/04/2020 19:20	RLD	EPA 8260C
Chloromethane	<30	ug/L	30	110	50			05/04/2020 19:20	RLD	EPA 8260C
cis-1,2-Dichloroethene	<15	ug/L	15	55	50			05/04/2020 19:20	RLD	EPA 8260C
cis-1,3-Dichloropropene	<8.0	ug/L	8.0	27	50			05/04/2020 19:20	RLD	EPA 8260C
Dibromochloromethane	<15	ug/L	15	55	50			05/04/2020 19:20	RLD	EPA 8260C
Dibromomethane	<11	ug/L	11	37	50			05/04/2020 19:20	RLD	EPA 8260C

Unless specifically stated to the contrary, soil/sediment/sludge sample results/LOD/LOQ/RLs were reported on a Dry Weight Basis

CT LAB#: 413626 Sample Description: LC-1

License/Well #: 00467/301

Sampled: 04/28/2020 1456

Analyte	Result	Units	LOD	LOQ	Dilution	Qualifier	Prep Date/Time	Analysis Date/Time	Analyst	Method
Qualifiers applying to all Analytes of Method EPA 8260C: T										
Dichlorodifluoromethane	<20	ug/L	20	65	50		05/04/2020 19:20	19:20	RLD	EPA 8260C
Diisopropyl ether	<20	ug/L	20	65	50		05/04/2020 19:20	19:20	RLD	EPA 8260C
Ethylbenzene	<15	ug/L	15	55	50		05/04/2020 19:20	19:20	RLD	EPA 8260C
Hexachlorobutadiene	<20	ug/L	20	60	50		05/04/2020 19:20	19:20	RLD	EPA 8260C
Isopropylbenzene	<15	ug/L	15	55	50		05/04/2020 19:20	19:20	RLD	EPA 8260C
m & p-Xylene	89	ug/L	35 *	120	50		05/04/2020 19:20	19:20	RLD	EPA 8260C
Methyl tert-butyl ether	<15	ug/L	15	55	50		05/04/2020 19:20	19:20	RLD	EPA 8260C
Methylene chloride	<20	ug/L	20	75	50		05/04/2020 19:20	19:20	RLD	EPA 8260C
n-Butylbenzene	<15	ug/L	15	49	50		05/04/2020 19:20	19:20	RLD	EPA 8260C
n-Propylbenzene	<15	ug/L	15	55	50		05/04/2020 19:20	19:20	RLD	EPA 8260C
Naphthalene	37	ug/L	15 *	50	50		05/04/2020 19:20	19:20	RLD	EPA 8260C
o-Xylene	<13	ug/L	13	44	50		05/04/2020 19:20	19:20	RLD	EPA 8260C
p-Isopropyltoluene	<15	ug/L	15	55	50		05/04/2020 19:20	19:20	RLD	EPA 8260C
sec-Butylbenzene	<20	ug/L	20	60	50		05/04/2020 19:20	19:20	RLD	EPA 8260C
Styrene	<15	ug/L	15	48	50		05/04/2020 19:20	19:20	RLD	EPA 8260C
tert-Butylbenzene	<20	ug/L	20	60	50		05/04/2020 19:20	19:20	RLD	EPA 8260C
Tetrachloroethene	<14	ug/L	14	45	50		05/04/2020 19:20	19:20	RLD	EPA 8260C
Tetrahydrofuran	840	ug/L	150	500	50		05/04/2020 19:20	19:20	RLD	EPA 8260C
Toluene	<11	ug/L	11	35	50		05/04/2020 19:20	19:20	RLD	EPA 8260C
trans-1,2-Dichloroethene	<15	ug/L	15	60	50		05/04/2020 19:20	19:20	RLD	EPA 8260C
trans-1,3-Dichloropropene	<12	ug/L	12	39	50		05/04/2020 19:20	19:20	RLD	EPA 8260C
Trichloroethene	<15	ug/L	15	55	50		05/04/2020 19:20	19:20	RLD	EPA 8260C
Trichlorofluoromethane	<20	ug/L	20	70	50		05/04/2020 19:20	19:20	RLD	EPA 8260C
Vinyl acetate	<250	ug/L	250	850	50		05/04/2020 19:20	19:20	RLD	EPA 8260C
Vinyl chloride	<7.0	ug/L	7.0	23	50		05/04/2020 19:20	19:20	RLD	EPA 8260C

Unless specifically stated to the contrary, soil/sediment/sludge sample results/LOD/LOQ/RLs were reported on a Dry Weight Basis

CT LAB#: 413626 Sample Description: LC-1

License/Well #: 00467/301

Sampled: 04/28/2020 1456

Analyte	Result	Units	LOD	LOQ	Dilution	Qualifier	Prep Date/Time	Analysis Date/Time	Analyst	Method
Qualifiers applying to all Analytes of Method EPA 8260C: T										
1,2 Dichloroethane-d4	102	% Recovery	88.0	113	1		05/04/2020 19:20	19:20	RLD	EPA 8260C
Bromofluorobenzene	100	% Recovery	82.0	114	1		05/04/2020 19:20	19:20	RLD	EPA 8260C
d8-Toluene	99	% Recovery	90.0	110	1		05/04/2020 19:20	19:20	RLD	EPA 8260C
Dibromofluoromethane	102	% Recovery	88.0	112	1		05/04/2020 19:20	19:20	RLD	EPA 8260C

CT LAB#: 413627 Sample Description: **LC-3** License/Well #: 00467/303 Sampled: 04/28/2020 1409

Analyte	Result	Units	LOD	LOQ	Dilution	Qualifier	Prep Date/Time	Analysis Date/Time	Analyst	Method
Inorganic Results										
Total Sulfate	760	mg/L	80	250	100			05/08/2020 10:56	TMG	EPA 9056A
Nitrate+Nitrite Nitrogen Total	<0.057	mg/L	0.057	0.19	1			05/06/2020 12:00	SRW	EPA 353.2
Metals Results										
Dissolved Manganese	1510	ug/L	2.2	7.3	1			05/01/2020 19:06	NAH	EPA 6010C
Organic Results										
1,1,1,2-Tetrachloroethane	<4.0	ug/L	4.0	14	10			05/04/2020 18:50	RLD	EPA 8260C
1,1,1-Trichloroethane	<2.9	ug/L	2.9	9.8	10			05/04/2020 18:50	RLD	EPA 8260C
1,1,2,2-Tetrachloroethane	<3.0	ug/L	3.0	11	10			05/04/2020 18:50	RLD	EPA 8260C
1,1,2-Trichloroethane	<3.0	ug/L	3.0	9.9	10			05/04/2020 18:50	RLD	EPA 8260C
1,1-Dichloroethane	<3.0	ug/L	3.0	11	10			05/04/2020 18:50	RLD	EPA 8260C
1,1-Dichloroethene	<4.0	ug/L	4.0	12	10			05/04/2020 18:50	RLD	EPA 8260C
1,1-Dichloropropene	<3.0	ug/L	3.0	10	10			05/04/2020 18:50	RLD	EPA 8260C
1,2,3-Trichlorobenzene	<2.3	ug/L	2.3	7.7	10			05/04/2020 18:50	RLD	EPA 8260C
1,2,3-Trichloropropane	<3.0	ug/L	3.0	11	10			05/04/2020 18:50	RLD	EPA 8260C
1,2,4-Trichlorobenzene	<2.8	ug/L	2.8	9.3	10			05/04/2020 18:50	RLD	EPA 8260C
1,2,4-Trimethylbenzene	<2.9	ug/L	2.9	9.6	10			05/04/2020 18:50	RLD	EPA 8260C
1,2-Dibromo-3-chloropropane	<2.5	ug/L	2.5	8.2	10			05/04/2020 18:50	RLD	EPA 8260C
1,2-Dibromoethane	<3.0	ug/L	3.0	10	10			05/04/2020 18:50	RLD	EPA 8260C
1,2-Dichlorobenzene	<3.0	ug/L	3.0	11	10			05/04/2020 18:50	RLD	EPA 8260C
1,2-Dichloroethane	<2.4	ug/L	2.4	8.1	10			05/04/2020 18:50	RLD	EPA 8260C
1,2-Dichloropropane	<1.8	ug/L	1.8	6.1	10			05/04/2020 18:50	RLD	EPA 8260C
1,3,5-Trimethylbenzene	<2.7	ug/L	2.7	8.9	10			05/04/2020 18:50	RLD	EPA 8260C
1,3-Dichlorobenzene	<2.6	ug/L	2.6	8.7	10			05/04/2020 18:50	RLD	EPA 8260C
1,3-Dichloropropane	<1.7	ug/L	1.7	5.7	10			05/04/2020 18:50	RLD	EPA 8260C
1,4-Dichlorobenzene	<3.0	ug/L	3.0	11	10			05/04/2020 18:50	RLD	EPA 8260C

Unless specifically stated to the contrary, soil/sediment/sludge sample results/LOD/LOQ/RLs were reported on a Dry Weight Basis

CT LAB#: 413627 Sample Description: LC-3

License/Well #: 00467/303

Sampled: 04/28/2020 1409

Analyte	Result	Units	LOD	LOQ	Dilution	Qualifier	Prep Date/Time	Analysis Date/Time	Analyst	Method
2,2-Dichloropropane	<3.0	ug/L	3.0	9.9	10	Y	05/04/2020	18:50	RLD	EPA 8260C
2-Chlorotoluene	<2.5	ug/L	2.5	8.4	10		05/04/2020	18:50	RLD	EPA 8260C
2-Hexanone	<30	ug/L	30	100	10		05/04/2020	18:50	RLD	EPA 8260C
4-Chlorotoluene	<3.0	ug/L	3.0	11	10		05/04/2020	18:50	RLD	EPA 8260C
4-Methyl-2-pentanone	<22	ug/L	22	74	10		05/04/2020	18:50	RLD	EPA 8260C
Acetone	7400	ug/L	40	120	10		05/04/2020	18:50	RLD	EPA 8260C
Benzene	<4.0	ug/L	4.0	14	10		05/04/2020	18:50	RLD	EPA 8260C
Bromobenzene	<4.0	ug/L	4.0	13	10		05/04/2020	18:50	RLD	EPA 8260C
Bromochloromethane	<3.0	ug/L	3.0	10	10		05/04/2020	18:50	RLD	EPA 8260C
Bromodichloromethane	<2.9	ug/L	2.9	9.5	10		05/04/2020	18:50	RLD	EPA 8260C
Bromoform	<4.0	ug/L	4.0	13	10		05/04/2020	18:50	RLD	EPA 8260C
Bromomethane	<9.0	ug/L	9.0	31	10	Y	05/04/2020	18:50	RLD	EPA 8260C
Carbon disulfide	<6.0	ug/L	6.0	19	10		05/04/2020	18:50	RLD	EPA 8260C
Carbon tetrachloride	<3.0	ug/L	3.0	11	10		05/04/2020	18:50	RLD	EPA 8260C
Chlorobenzene	<3.0	ug/L	3.0	11	10		05/04/2020	18:50	RLD	EPA 8260C
Chloroethane	<5.0	ug/L	5.0	16	10		05/04/2020	18:50	RLD	EPA 8260C
Chloroform	<3.0	ug/L	3.0	12	10		05/04/2020	18:50	RLD	EPA 8260C
Chloromethane	<6.0	ug/L	6.0	21	10		05/04/2020	18:50	RLD	EPA 8260C
cis-1,2-Dichloroethene	28	ug/L	3.0	11	10		05/04/2020	18:50	RLD	EPA 8260C
cis-1,3-Dichloropropene	<1.6	ug/L	1.6	5.4	10		05/04/2020	18:50	RLD	EPA 8260C
Dibromochloromethane	<3.0	ug/L	3.0	11	10		05/04/2020	18:50	RLD	EPA 8260C
Dibromomethane	<2.2	ug/L	2.2	7.3	10		05/04/2020	18:50	RLD	EPA 8260C
Dichlorodifluoromethane	<4.0	ug/L	4.0	13	10		05/04/2020	18:50	RLD	EPA 8260C
Diisopropyl ether	<4.0	ug/L	4.0	13	10		05/04/2020	18:50	RLD	EPA 8260C
Ethylbenzene	6.8	ug/L	3.0 *	11	10		05/04/2020	18:50	RLD	EPA 8260C
Hexachlorobutadiene	<4.0	ug/L	4.0	12	10		05/04/2020	18:50	RLD	EPA 8260C
Isopropylbenzene	<3.0	ug/L	3.0	11	10		05/04/2020	18:50	RLD	EPA 8260C

Unless specifically stated to the contrary, soil/sediment/sludge sample results/LOD/LOQ/RLs were reported on a Dry Weight Basis

CT LAB#: 413627 Sample Description: LC-3

License/Well #: 00467/303

Sampled: 04/28/2020 1409

Analyte	Result	Units	LOD	LOQ	Dilution	Qualifier	Prep Date/Time	Analysis Date/Time	Analyst	Method
m & p-Xylene	32	ug/L	7.0	24	10		05/04/2020	18:50	RLD	EPA 8260C
Methyl tert-butyl ether	<3.0	ug/L	3.0	11	10		05/04/2020	18:50	RLD	EPA 8260C
Methylene chloride	<4.0	ug/L	4.0	15	10		05/04/2020	18:50	RLD	EPA 8260C
n-Butylbenzene	<2.9	ug/L	2.9	9.8	10		05/04/2020	18:50	RLD	EPA 8260C
n-Propylbenzene	<3.0	ug/L	3.0	11	10		05/04/2020	18:50	RLD	EPA 8260C
Naphthalene	<3.0	ug/L	3.0	10	10		05/04/2020	18:50	RLD	EPA 8260C
o-Xylene	9.7	ug/L	2.6	8.8	10		05/04/2020	18:50	RLD	EPA 8260C
p-Isopropyltoluene	<3.0	ug/L	3.0	11	10		05/04/2020	18:50	RLD	EPA 8260C
sec-Butylbenzene	<4.0	ug/L	4.0	12	10		05/04/2020	18:50	RLD	EPA 8260C
Styrene	<2.9	ug/L	2.9	9.5	10		05/04/2020	18:50	RLD	EPA 8260C
tert-Butylbenzene	<4.0	ug/L	4.0	12	10		05/04/2020	18:50	RLD	EPA 8260C
Tetrachloroethene	<2.7	ug/L	2.7	8.9	10		05/04/2020	18:50	RLD	EPA 8260C
Tetrahydrofuran	<30	ug/L	30	100	10		05/04/2020	18:50	RLD	EPA 8260C
Toluene	15	ug/L	2.1	6.9	10		05/04/2020	18:50	RLD	EPA 8260C
trans-1,2-Dichloroethene	<3.0	ug/L	3.0	12	10		05/04/2020	18:50	RLD	EPA 8260C
trans-1,3-Dichloropropene	<2.3	ug/L	2.3	7.7	10		05/04/2020	18:50	RLD	EPA 8260C
Trichloroethene	3.1	ug/L	3.0 *	11	10		05/04/2020	18:50	RLD	EPA 8260C
Trichlorofluoromethane	<4.0	ug/L	4.0	14	10		05/04/2020	18:50	RLD	EPA 8260C
Vinyl acetate	<50	ug/L	50	170	10		05/04/2020	18:50	RLD	EPA 8260C
Vinyl chloride	4.1	ug/L	1.4 *	4.6	10		05/04/2020	18:50	RLD	EPA 8260C
1,2 Dichloroethane-d4	105	% Recovery	88.0	113	1		05/04/2020	18:50	RLD	EPA 8260C
Bromofluorobenzene	102	% Recovery	82.0	114	1		05/04/2020	18:50	RLD	EPA 8260C
d8-Toluene	101	% Recovery	90.0	110	1		05/04/2020	18:50	RLD	EPA 8260C
Dibromofluoromethane	103	% Recovery	88.0	112	1		05/04/2020	18:50	RLD	EPA 8260C
2-Butanone	23000	ug/L	130	440	50		05/05/2020	09:45	DGS	EPA 8260C

Unless specifically stated to the contrary, soil/sediment/sludge sample results/LOD/LOQ/RLs were reported on a Dry Weight Basis

CT LAB#: 413628	Sample Description: DUP-2	License #:00467	Sampled: 04/28/2020
-----------------	----------------------------------	-----------------	---------------------

Analyte	Result	Units	LOD	LOQ	Dilution	Qualifier	Prep Date/Time	Analysis Date/Time	Analyst	Method
Inorganic Results										
Total Sulfate	64	mg/L	0.80	2.5	1			05/08/2020 14:07	TMG	EPA 9056A
Nitrate+Nitrite Nitrogen Total	<0.057	mg/L	0.057	0.19	1			05/06/2020 11:21	SRW	EPA 353.2
Metals Results										
Dissolved Manganese	34.9	ug/L	2.2	7.3	1			05/01/2020 19:12	NAH	EPA 6010C
Organic Results										
1,1,1,2-Tetrachloroethane	<0.018	ug/L	0.018	0.059	1			05/06/2020 13:30	RLD	EPA 8260C
1,1,1-Trichloroethane	<0.018	ug/L	0.018	0.060	1			05/06/2020 13:30	RLD	EPA 8260C
1,1,2,2-Tetrachloroethane	<0.014	ug/L	0.014	0.048	1			05/06/2020 13:30	RLD	EPA 8260C
1,1,2-Trichloroethane	<0.019	ug/L	0.019	0.062	1			05/06/2020 13:30	RLD	EPA 8260C
1,1-Dichloroethane	0.017	ug/L	0.015 *	0.050	1			05/06/2020 13:30	RLD	EPA 8260C
1,1-Dichloroethene	<0.040	ug/L	0.040	0.12	1			05/06/2020 13:30	RLD	EPA 8260C
1,1-Dichloropropene	<0.030	ug/L	0.030	0.10	1			05/06/2020 13:30	RLD	EPA 8260C
1,2,3-Trichlorobenzene	<0.012	ug/L	0.012	0.040	1			05/06/2020 13:30	RLD	EPA 8260C
1,2,3-Trichloropropane	<0.070	ug/L	0.070	0.24	1			05/06/2020 13:30	RLD	EPA 8260C
1,2,4-Trichlorobenzene	<0.012	ug/L	0.012	0.040	1			05/06/2020 13:30	RLD	EPA 8260C
1,2,4-Trimethylbenzene	<0.020	ug/L	0.020	0.065	1			05/06/2020 13:30	RLD	EPA 8260C
1,2-Dibromo-3-chloropropane	<0.070	ug/L	0.070	0.23	1			05/06/2020 13:30	RLD	EPA 8260C
1,2-Dibromoethane	<0.040	ug/L	0.040	0.12	1			05/06/2020 13:30	RLD	EPA 8260C
1,2-Dichlorobenzene	<0.022	ug/L	0.022	0.074	1			05/06/2020 13:30	RLD	EPA 8260C
1,2-Dichloroethane	<0.024	ug/L	0.024	0.080	1			05/06/2020 13:30	RLD	EPA 8260C
1,2-Dichloropropane	<0.024	ug/L	0.024	0.079	1			05/06/2020 13:30	RLD	EPA 8260C
1,3,5-Trimethylbenzene	<0.016	ug/L	0.016	0.054	1			05/06/2020 13:30	RLD	EPA 8260C
1,3-Dichlorobenzene	<0.020	ug/L	0.020	0.066	1			05/06/2020 13:30	RLD	EPA 8260C
1,3-Dichloropropane	<0.030	ug/L	0.030	0.10	1			05/06/2020 13:30	RLD	EPA 8260C
1,4-Dichlorobenzene	<0.017	ug/L	0.017	0.056	1			05/06/2020 13:30	RLD	EPA 8260C

Unless specifically stated to the contrary, soil/sediment/sludge sample results/LOD/LOQ/RLs were reported on a Dry Weight Basis

CT LAB#: 413628	Sample Description: DUP-2	License #:00467	Sampled: 04/28/2020
-----------------	---------------------------	-----------------	---------------------

Analyte	Result	Units	LOD	LOQ	Dilution	Qualifier	Prep Date/Time	Analysis Date/Time	Analyst	Method
1,4-Dioxane	<7.0	ug/L	7.0	22	1			05/06/2020 13:30	RLD	EPA 8260C
2,2-Dichloropropane	<0.015	ug/L	0.015	0.050	1			05/06/2020 13:30	RLD	EPA 8260C
2-Butanone	<0.50	ug/L	0.50	1.6	1			05/06/2020 13:30	RLD	EPA 8260C
2-Chlorotoluene	<0.024	ug/L	0.024	0.080	1			05/06/2020 13:30	RLD	EPA 8260C
2-Hexanone	<0.30	ug/L	0.30	1.0	1			05/06/2020 13:30	RLD	EPA 8260C
4-Chlorotoluene	<0.017	ug/L	0.017	0.057	1			05/06/2020 13:30	RLD	EPA 8260C
4-Methyl-2-pentanone	<0.22	ug/L	0.22	0.74	1			05/06/2020 13:30	RLD	EPA 8260C
Acetone	<0.80	ug/L	0.80	2.6	1			05/06/2020 13:30	RLD	EPA 8260C
Benzene	<0.019	ug/L	0.019	0.062	1			05/06/2020 13:30	RLD	EPA 8260C
Bromobenzene	<0.018	ug/L	0.018	0.060	1			05/06/2020 13:30	RLD	EPA 8260C
Bromochloromethane	<0.040	ug/L	0.040	0.15	1			05/06/2020 13:30	RLD	EPA 8260C
Bromodichloromethane	<0.028	ug/L	0.028	0.093	1			05/06/2020 13:30	RLD	EPA 8260C
Bromoform	<0.030	ug/L	0.030	0.10	1			05/06/2020 13:30	RLD	EPA 8260C
Bromomethane	<0.060	ug/L	0.060	0.19	1	Y		05/06/2020 13:30	RLD	EPA 8260C
Carbon disulfide	0.022	ug/L	0.014 *	0.046	1	B		05/06/2020 13:30	RLD	EPA 8260C
Carbon tetrachloride	<0.029	ug/L	0.029	0.095	1			05/06/2020 13:30	RLD	EPA 8260C
Chlorobenzene	<0.015	ug/L	0.015	0.049	1			05/06/2020 13:30	RLD	EPA 8260C
Chloroethane	1.4	ug/L	0.023	0.077	1			05/06/2020 13:30	RLD	EPA 8260C
Chloroform	<0.023	ug/L	0.023	0.076	1			05/06/2020 13:30	RLD	EPA 8260C
Chloromethane	0.047	ug/L	0.030 *	0.11	1	B		05/06/2020 13:30	RLD	EPA 8260C
cis-1,2-Dichloroethene	3.2	ug/L	0.027	0.090	1			05/06/2020 13:30	RLD	EPA 8260C
cis-1,3-Dichloropropene	<0.020	ug/L	0.020	0.067	1			05/06/2020 13:30	RLD	EPA 8260C
Dibromochloromethane	<0.030	ug/L	0.030	0.10	1			05/06/2020 13:30	RLD	EPA 8260C
Dibromomethane	<0.030	ug/L	0.030	0.11	1			05/06/2020 13:30	RLD	EPA 8260C
Dichlorodifluoromethane	0.073	ug/L	0.030 *	0.10	1			05/06/2020 13:30	RLD	EPA 8260C
Diisopropyl ether	<0.02	ug/L	0.02	0.05	1			05/06/2020 13:30	RLD	EPA 8260C
Ethylbenzene	<0.016	ug/L	0.016	0.053	1			05/06/2020 13:30	RLD	EPA 8260C

Unless specifically stated to the contrary, soil/sediment/sludge sample results/LOD/LOQ/RLs were reported on a Dry Weight Basis

CT LAB#: 413628 Sample Description: DUP-2

License #:00467

Sampled: 04/28/2020

Analyte	Result	Units	LOD	LOQ	Dilution	Qualifier	Prep Date/Time	Analysis Date/Time	Analyst	Method
Hexachlorobutadiene	<0.030	ug/L	0.030	0.10	1		05/06/2020	13:30	RLD	EPA 8260C
Isopropylbenzene	<0.018	ug/L	0.018	0.059	1		05/06/2020	13:30	RLD	EPA 8260C
m & p-Xylene	<0.030	ug/L	0.030	0.11	1		05/06/2020	13:30	RLD	EPA 8260C
Methyl tert-butyl ether	<0.017	ug/L	0.017	0.055	1		05/06/2020	13:30	RLD	EPA 8260C
Methylene chloride	<0.030	ug/L	0.030	0.12	1		05/06/2020	13:30	RLD	EPA 8260C
n-Butylbenzene	<0.014	ug/L	0.014	0.048	1		05/06/2020	13:30	RLD	EPA 8260C
n-Propylbenzene	<0.020	ug/L	0.020	0.068	1		05/06/2020	13:30	RLD	EPA 8260C
Naphthalene	<0.022	ug/L	0.022	0.072	1		05/06/2020	13:30	RLD	EPA 8260C
o-Xylene	<0.017	ug/L	0.017	0.058	1		05/06/2020	13:30	RLD	EPA 8260C
p-Isopropyltoluene	<0.018	ug/L	0.018	0.059	1		05/06/2020	13:30	RLD	EPA 8260C
sec-Butylbenzene	<0.014	ug/L	0.014	0.046	1		05/06/2020	13:30	RLD	EPA 8260C
Styrene	<0.011	ug/L	0.011	0.035	1		05/06/2020	13:30	RLD	EPA 8260C
tert-Butylbenzene	<0.013	ug/L	0.013	0.042	1		05/06/2020	13:30	RLD	EPA 8260C
Tetrachloroethene	<0.023	ug/L	0.023	0.077	1		05/06/2020	13:30	RLD	EPA 8260C
Tetrahydrofuran	0.51	ug/L	0.28 *	0.95	1		05/06/2020	13:30	RLD	EPA 8260C
Toluene	<0.017	ug/L	0.017	0.056	1		05/06/2020	13:30	RLD	EPA 8260C
trans-1,2-Dichloroethene	0.044	ug/L	0.029 *	0.098	1		05/06/2020	13:30	RLD	EPA 8260C
trans-1,3-Dichloropropene	<0.030	ug/L	0.030	0.11	1		05/06/2020	13:30	RLD	EPA 8260C
Trichloroethene	<0.025	ug/L	0.025	0.084	1		05/06/2020	13:30	RLD	EPA 8260C
Trichlorofluoromethane	<0.029	ug/L	0.029	0.095	1		05/06/2020	13:30	RLD	EPA 8260C
Vinyl acetate	<0.40	ug/L	0.40	1.4	1		05/06/2020	13:30	RLD	EPA 8260C
Vinyl chloride	3.5	ug/L	0.013	0.043	1		05/06/2020	13:30	RLD	EPA 8260C
1,2 Dichloroethane-d4	101	% Recovery	70.0	130	1		05/06/2020	13:30	RLD	EPA 8260C
Bromofluorobenzene	97	% Recovery	70.0	130	1		05/06/2020	13:30	RLD	EPA 8260C
d8-Toluene	102	% Recovery	70.0	130	1		05/06/2020	13:30	RLD	EPA 8260C
Dibromofluoromethane	100	% Recovery	70.0	130	1		05/06/2020	13:30	RLD	EPA 8260C

Unless specifically stated to the contrary, soil/sediment/sludge sample results/LOD/LOQ/RLs were reported on a Dry Weight Basis

CT LAB#: 413629 Sample Description: DUP-1 License/Well #: 00467/140 Sampled: 04/27/2020

Analyte	Result	Units	LOD	LOQ	Dilution	Qualifier	Prep Date/Time	Analysis Date/Time	Analyst	Method
Inorganic Results										
Total Sulfate	63	mg/L	0.80	2.5	1			05/08/2020 14:49	TMG	EPA 9056A
Nitrate+Nitrite Nitrogen Total	<0.057	mg/L	0.057	0.19	1			05/06/2020 11:15	SRW	EPA 353.2
Metals Results										
Dissolved Manganese	66.1	ug/L	2.2	7.3	1			05/01/2020 19:18	NAH	EPA 6010C
Organic Results										
1,1,1,2-Tetrachloroethane	<0.018	ug/L	0.018	0.059	1			05/06/2020 13:59	RLD	EPA 8260C
1,1,1-Trichloroethane	<0.018	ug/L	0.018	0.060	1			05/06/2020 13:59	RLD	EPA 8260C
1,1,2,2-Tetrachloroethane	<0.014	ug/L	0.014	0.048	1			05/06/2020 13:59	RLD	EPA 8260C
1,1,2-Trichloroethane	<0.019	ug/L	0.019	0.062	1			05/06/2020 13:59	RLD	EPA 8260C
1,1-Dichloroethane	<0.015	ug/L	0.015	0.050	1			05/06/2020 13:59	RLD	EPA 8260C
1,1-Dichloroethene	<0.040	ug/L	0.040	0.12	1			05/06/2020 13:59	RLD	EPA 8260C
1,1-Dichloropropene	<0.030	ug/L	0.030	0.10	1			05/06/2020 13:59	RLD	EPA 8260C
1,2,3-Trichlorobenzene	<0.012	ug/L	0.012	0.040	1			05/06/2020 13:59	RLD	EPA 8260C
1,2,3-Trichloropropane	<0.070	ug/L	0.070	0.24	1			05/06/2020 13:59	RLD	EPA 8260C
1,2,4-Trichlorobenzene	<0.012	ug/L	0.012	0.040	1			05/06/2020 13:59	RLD	EPA 8260C
1,2,4-Trimethylbenzene	<0.020	ug/L	0.020	0.065	1			05/06/2020 13:59	RLD	EPA 8260C
1,2-Dibromo-3-chloropropane	<0.070	ug/L	0.070	0.23	1			05/06/2020 13:59	RLD	EPA 8260C
1,2-Dibromoethane	<0.040	ug/L	0.040	0.12	1			05/06/2020 13:59	RLD	EPA 8260C
1,2-Dichlorobenzene	<0.022	ug/L	0.022	0.074	1			05/06/2020 13:59	RLD	EPA 8260C
1,2-Dichloroethane	<0.024	ug/L	0.024	0.080	1			05/06/2020 13:59	RLD	EPA 8260C
1,2-Dichloropropane	<0.024	ug/L	0.024	0.079	1			05/06/2020 13:59	RLD	EPA 8260C
1,3,5-Trimethylbenzene	<0.016	ug/L	0.016	0.054	1			05/06/2020 13:59	RLD	EPA 8260C
1,3-Dichlorobenzene	<0.020	ug/L	0.020	0.066	1			05/06/2020 13:59	RLD	EPA 8260C
1,3-Dichloropropane	<0.030	ug/L	0.030	0.10	1			05/06/2020 13:59	RLD	EPA 8260C
1,4-Dichlorobenzene	<0.017	ug/L	0.017	0.056	1			05/06/2020 13:59	RLD	EPA 8260C

Unless specifically stated to the contrary, soil/sediment/sludge sample results/LOD/LOQ/RLs were reported on a Dry Weight Basis

CT LAB#: 413629	Sample Description: DUP-1	License/Well #: 00467/140	Sampled: 04/27/2020
-----------------	---------------------------	---------------------------	---------------------

Analyte	Result	Units	LOD	LOQ	Dilution	Qualifier	Prep Date/Time	Analysis Date/Time	Analyst	Method
1,4-Dioxane	<7.0	ug/L	7.0	22	1			05/06/2020 13:59	RLD	EPA 8260C
2,2-Dichloropropane	<0.015	ug/L	0.015	0.050	1			05/06/2020 13:59	RLD	EPA 8260C
2-Butanone	<0.50	ug/L	0.50	1.6	1			05/06/2020 13:59	RLD	EPA 8260C
2-Chlorotoluene	<0.024	ug/L	0.024	0.080	1			05/06/2020 13:59	RLD	EPA 8260C
2-Hexanone	<0.30	ug/L	0.30	1.0	1			05/06/2020 13:59	RLD	EPA 8260C
4-Chlorotoluene	<0.017	ug/L	0.017	0.057	1			05/06/2020 13:59	RLD	EPA 8260C
4-Methyl-2-pentanone	<0.22	ug/L	0.22	0.74	1			05/06/2020 13:59	RLD	EPA 8260C
Acetone	<0.80	ug/L	0.80	2.6	1			05/06/2020 13:59	RLD	EPA 8260C
Benzene	<0.019	ug/L	0.019	0.062	1			05/06/2020 13:59	RLD	EPA 8260C
Bromobenzene	<0.018	ug/L	0.018	0.060	1			05/06/2020 13:59	RLD	EPA 8260C
Bromochloromethane	<0.040	ug/L	0.040	0.15	1			05/06/2020 13:59	RLD	EPA 8260C
Bromodichloromethane	<0.028	ug/L	0.028	0.093	1			05/06/2020 13:59	RLD	EPA 8260C
Bromoform	<0.030	ug/L	0.030	0.10	1			05/06/2020 13:59	RLD	EPA 8260C
Bromomethane	<0.060	ug/L	0.060	0.19	1	Y		05/06/2020 13:59	RLD	EPA 8260C
Carbon disulfide	0.029	ug/L	0.014 *	0.046	1	B		05/06/2020 13:59	RLD	EPA 8260C
Carbon tetrachloride	<0.029	ug/L	0.029	0.095	1			05/06/2020 13:59	RLD	EPA 8260C
Chlorobenzene	<0.015	ug/L	0.015	0.049	1			05/06/2020 13:59	RLD	EPA 8260C
Chloroethane	<0.023	ug/L	0.023	0.077	1			05/06/2020 13:59	RLD	EPA 8260C
Chloroform	<0.023	ug/L	0.023	0.076	1			05/06/2020 13:59	RLD	EPA 8260C
Chloromethane	<0.030	ug/L	0.030	0.11	1			05/06/2020 13:59	RLD	EPA 8260C
cis-1,2-Dichloroethene	2.2	ug/L	0.027	0.090	1			05/06/2020 13:59	RLD	EPA 8260C
cis-1,3-Dichloropropene	<0.020	ug/L	0.020	0.067	1			05/06/2020 13:59	RLD	EPA 8260C
Dibromochloromethane	<0.030	ug/L	0.030	0.10	1			05/06/2020 13:59	RLD	EPA 8260C
Dibromomethane	<0.030	ug/L	0.030	0.11	1			05/06/2020 13:59	RLD	EPA 8260C
Dichlorodifluoromethane	0.061	ug/L	0.030 *	0.10	1			05/06/2020 13:59	RLD	EPA 8260C
Diisopropyl ether	<0.02	ug/L	0.02	0.05	1			05/06/2020 13:59	RLD	EPA 8260C
Ethylbenzene	<0.016	ug/L	0.016	0.053	1			05/06/2020 13:59	RLD	EPA 8260C

Unless specifically stated to the contrary, soil/sediment/sludge sample results/LOD/LOQ/RLs were reported on a Dry Weight Basis

CT LAB#: 413629 Sample Description: DUP-1

License/Well #: 00467/140

Sampled: 04/27/2020

Analyte	Result	Units	LOD	LOQ	Dilution	Qualifier	Prep Date/Time	Analysis Date/Time	Analyst	Method
Hexachlorobutadiene	<0.030	ug/L	0.030	0.10	1			05/06/2020 13:59	RLD	EPA 8260C
Isopropylbenzene	<0.018	ug/L	0.018	0.059	1			05/06/2020 13:59	RLD	EPA 8260C
m & p-Xylene	<0.030	ug/L	0.030	0.11	1			05/06/2020 13:59	RLD	EPA 8260C
Methyl tert-butyl ether	<0.017	ug/L	0.017	0.055	1			05/06/2020 13:59	RLD	EPA 8260C
Methylene chloride	<0.030	ug/L	0.030	0.12	1			05/06/2020 13:59	RLD	EPA 8260C
n-Butylbenzene	<0.014	ug/L	0.014	0.048	1			05/06/2020 13:59	RLD	EPA 8260C
n-Propylbenzene	<0.020	ug/L	0.020	0.068	1			05/06/2020 13:59	RLD	EPA 8260C
Naphthalene	<0.022	ug/L	0.022	0.072	1			05/06/2020 13:59	RLD	EPA 8260C
o-Xylene	<0.017	ug/L	0.017	0.058	1			05/06/2020 13:59	RLD	EPA 8260C
p-Isopropyltoluene	<0.018	ug/L	0.018	0.059	1			05/06/2020 13:59	RLD	EPA 8260C
sec-Butylbenzene	<0.014	ug/L	0.014	0.046	1			05/06/2020 13:59	RLD	EPA 8260C
Styrene	<0.011	ug/L	0.011	0.035	1			05/06/2020 13:59	RLD	EPA 8260C
tert-Butylbenzene	<0.013	ug/L	0.013	0.042	1			05/06/2020 13:59	RLD	EPA 8260C
Tetrachloroethene	<0.023	ug/L	0.023	0.077	1			05/06/2020 13:59	RLD	EPA 8260C
Tetrahydrofuran	0.63	ug/L	0.28 *	0.95	1			05/06/2020 13:59	RLD	EPA 8260C
Toluene	<0.017	ug/L	0.017	0.056	1			05/06/2020 13:59	RLD	EPA 8260C
trans-1,2-Dichloroethene	0.038	ug/L	0.029 *	0.098	1			05/06/2020 13:59	RLD	EPA 8260C
trans-1,3-Dichloropropene	<0.030	ug/L	0.030	0.11	1			05/06/2020 13:59	RLD	EPA 8260C
Trichloroethene	<0.025	ug/L	0.025	0.084	1			05/06/2020 13:59	RLD	EPA 8260C
Trichlorofluoromethane	<0.029	ug/L	0.029	0.095	1			05/06/2020 13:59	RLD	EPA 8260C
Vinyl acetate	<0.40	ug/L	0.40	1.4	1			05/06/2020 13:59	RLD	EPA 8260C
Vinyl chloride	7.9	ug/L	0.013	0.043	1			05/06/2020 13:59	RLD	EPA 8260C
1,2 Dichloroethane-d4	102	% Recovery	70.0	130	1			05/06/2020 13:59	RLD	EPA 8260C
Bromofluorobenzene	99	% Recovery	70.0	130	1			05/06/2020 13:59	RLD	EPA 8260C
d8-Toluene	102	% Recovery	70.0	130	1			05/06/2020 13:59	RLD	EPA 8260C
Dibromofluoromethane	101	% Recovery	70.0	130	1			05/06/2020 13:59	RLD	EPA 8260C

Unless specifically stated to the contrary, soil/sediment/sludge sample results/LOD/LOQ/RLs were reported on a Dry Weight Basis

CT LAB#: 413630 Sample Description: P-113A License/Well #: 00467/136 Sampled: 04/27/2020 0815

Analyte	Result	Units	LOD	LOQ	Dilution	Qualifier	Prep Date/Time	Analysis Date/Time	Analyst	Method
Inorganic Results										
Total Sulfate	11	mg/L	0.80	2.5	1			05/08/2020 15:32	TMG	EPA 9056A
Nitrate+Nitrite Nitrogen Total	<0.057	mg/L	0.057	0.19	1			05/06/2020 11:16	SRW	EPA 353.2
Metals Results										
Dissolved Manganese	12.3	ug/L	2.2	7.3	1			05/01/2020 19:25	NAH	EPA 6010C
Organic Results										
1,1,1,2-Tetrachloroethane	<0.018	ug/L	0.018	0.059	1			05/06/2020 14:27	RLD	EPA 8260C
1,1,1-Trichloroethane	<0.018	ug/L	0.018	0.060	1			05/06/2020 14:27	RLD	EPA 8260C
1,1,2,2-Tetrachloroethane	<0.014	ug/L	0.014	0.048	1			05/06/2020 14:27	RLD	EPA 8260C
1,1,2-Trichloroethane	<0.019	ug/L	0.019	0.062	1			05/06/2020 14:27	RLD	EPA 8260C
1,1-Dichloroethane	<0.015	ug/L	0.015	0.050	1			05/06/2020 14:27	RLD	EPA 8260C
1,1-Dichloroethene	<0.040	ug/L	0.040	0.12	1			05/06/2020 14:27	RLD	EPA 8260C
1,1-Dichloropropene	<0.030	ug/L	0.030	0.10	1			05/06/2020 14:27	RLD	EPA 8260C
1,2,3-Trichlorobenzene	<0.012	ug/L	0.012	0.040	1			05/06/2020 14:27	RLD	EPA 8260C
1,2,3-Trichloropropane	<0.070	ug/L	0.070	0.24	1			05/06/2020 14:27	RLD	EPA 8260C
1,2,4-Trichlorobenzene	<0.012	ug/L	0.012	0.040	1			05/06/2020 14:27	RLD	EPA 8260C
1,2,4-Trimethylbenzene	<0.020	ug/L	0.020	0.065	1			05/06/2020 14:27	RLD	EPA 8260C
1,2-Dibromo-3-chloropropane	<0.070	ug/L	0.070	0.23	1			05/06/2020 14:27	RLD	EPA 8260C
1,2-Dibromoethane	<0.040	ug/L	0.040	0.12	1			05/06/2020 14:27	RLD	EPA 8260C
1,2-Dichlorobenzene	<0.022	ug/L	0.022	0.074	1			05/06/2020 14:27	RLD	EPA 8260C
1,2-Dichloroethane	<0.024	ug/L	0.024	0.080	1			05/06/2020 14:27	RLD	EPA 8260C
1,2-Dichloropropane	<0.024	ug/L	0.024	0.079	1			05/06/2020 14:27	RLD	EPA 8260C
1,3,5-Trimethylbenzene	<0.016	ug/L	0.016	0.054	1			05/06/2020 14:27	RLD	EPA 8260C
1,3-Dichlorobenzene	<0.020	ug/L	0.020	0.066	1			05/06/2020 14:27	RLD	EPA 8260C
1,3-Dichloropropane	<0.030	ug/L	0.030	0.10	1			05/06/2020 14:27	RLD	EPA 8260C
1,4-Dichlorobenzene	<0.017	ug/L	0.017	0.056	1			05/06/2020 14:27	RLD	EPA 8260C

Unless specifically stated to the contrary, soil/sediment/sludge sample results/LOD/LOQ/RLs were reported on a Dry Weight Basis

CT LAB#: 413630 Sample Description: P-113A

License/Well #: 00467/136

Sampled: 04/27/2020 0815

Analyte	Result	Units	LOD	LOQ	Dilution	Qualifier	Prep Date/Time	Analysis Date/Time	Analyst	Method
1,4-Dioxane	<7.0	ug/L	7.0	22	1			05/06/2020 14:27	RLD	EPA 8260C
2,2-Dichloropropane	<0.015	ug/L	0.015	0.050	1			05/06/2020 14:27	RLD	EPA 8260C
2-Butanone	<0.50	ug/L	0.50	1.6	1			05/06/2020 14:27	RLD	EPA 8260C
2-Chlorotoluene	<0.024	ug/L	0.024	0.080	1			05/06/2020 14:27	RLD	EPA 8260C
2-Hexanone	<0.30	ug/L	0.30	1.0	1			05/06/2020 14:27	RLD	EPA 8260C
4-Chlorotoluene	<0.017	ug/L	0.017	0.057	1			05/06/2020 14:27	RLD	EPA 8260C
4-Methyl-2-pentanone	<0.22	ug/L	0.22	0.74	1			05/06/2020 14:27	RLD	EPA 8260C
Acetone	<0.80	ug/L	0.80	2.6	1			05/06/2020 14:27	RLD	EPA 8260C
Benzene	<0.019	ug/L	0.019	0.062	1			05/06/2020 14:27	RLD	EPA 8260C
Bromobenzene	<0.018	ug/L	0.018	0.060	1			05/06/2020 14:27	RLD	EPA 8260C
Bromochloromethane	<0.040	ug/L	0.040	0.15	1			05/06/2020 14:27	RLD	EPA 8260C
Bromodichloromethane	<0.028	ug/L	0.028	0.093	1			05/06/2020 14:27	RLD	EPA 8260C
Bromoform	<0.030	ug/L	0.030	0.10	1			05/06/2020 14:27	RLD	EPA 8260C
Bromomethane	<0.060	ug/L	0.060	0.19	1	Y		05/06/2020 14:27	RLD	EPA 8260C
Carbon disulfide	0.017	ug/L	0.014 *	0.046	1	B		05/06/2020 14:27	RLD	EPA 8260C
Carbon tetrachloride	<0.029	ug/L	0.029	0.095	1			05/06/2020 14:27	RLD	EPA 8260C
Chlorobenzene	<0.015	ug/L	0.015	0.049	1			05/06/2020 14:27	RLD	EPA 8260C
Chloroethane	<0.023	ug/L	0.023	0.077	1			05/06/2020 14:27	RLD	EPA 8260C
Chloroform	<0.023	ug/L	0.023	0.076	1			05/06/2020 14:27	RLD	EPA 8260C
Chloromethane	<0.030	ug/L	0.030	0.11	1			05/06/2020 14:27	RLD	EPA 8260C
cis-1,2-Dichloroethene	<0.027	ug/L	0.027	0.090	1			05/06/2020 14:27	RLD	EPA 8260C
cis-1,3-Dichloropropene	<0.020	ug/L	0.020	0.067	1			05/06/2020 14:27	RLD	EPA 8260C
Dibromochloromethane	<0.030	ug/L	0.030	0.10	1			05/06/2020 14:27	RLD	EPA 8260C
Dibromomethane	<0.030	ug/L	0.030	0.11	1			05/06/2020 14:27	RLD	EPA 8260C
Dichlorodifluoromethane	<0.030	ug/L	0.030	0.10	1			05/06/2020 14:27	RLD	EPA 8260C
Diisopropyl ether	<0.02	ug/L	0.02	0.05	1			05/06/2020 14:27	RLD	EPA 8260C
Ethylbenzene	<0.016	ug/L	0.016	0.053	1			05/06/2020 14:27	RLD	EPA 8260C

Unless specifically stated to the contrary, soil/sediment/sludge sample results/LOD/LOQ/RLs were reported on a Dry Weight Basis

CT LAB#: 413630 Sample Description: P-113A

License/Well #: 00467/136

Sampled: 04/27/2020 0815

Analyte	Result	Units	LOD	LOQ	Dilution	Qualifier	Prep Date/Time	Analysis Date/Time	Analyst	Method
Hexachlorobutadiene	<0.030	ug/L	0.030	0.10	1		05/06/2020 14:27	14:27	RLD	EPA 8260C
Isopropylbenzene	<0.018	ug/L	0.018	0.059	1		05/06/2020 14:27	14:27	RLD	EPA 8260C
m & p-Xylene	<0.030	ug/L	0.030	0.11	1		05/06/2020 14:27	14:27	RLD	EPA 8260C
Methyl tert-butyl ether	<0.017	ug/L	0.017	0.055	1		05/06/2020 14:27	14:27	RLD	EPA 8260C
Methylene chloride	<0.030	ug/L	0.030	0.12	1		05/06/2020 14:27	14:27	RLD	EPA 8260C
n-Butylbenzene	<0.014	ug/L	0.014	0.048	1		05/06/2020 14:27	14:27	RLD	EPA 8260C
n-Propylbenzene	<0.020	ug/L	0.020	0.068	1		05/06/2020 14:27	14:27	RLD	EPA 8260C
Naphthalene	<0.022	ug/L	0.022	0.072	1		05/06/2020 14:27	14:27	RLD	EPA 8260C
o-Xylene	<0.017	ug/L	0.017	0.058	1		05/06/2020 14:27	14:27	RLD	EPA 8260C
p-Isopropyltoluene	<0.018	ug/L	0.018	0.059	1		05/06/2020 14:27	14:27	RLD	EPA 8260C
sec-Butylbenzene	<0.014	ug/L	0.014	0.046	1		05/06/2020 14:27	14:27	RLD	EPA 8260C
Styrene	<0.011	ug/L	0.011	0.035	1		05/06/2020 14:27	14:27	RLD	EPA 8260C
tert-Butylbenzene	<0.013	ug/L	0.013	0.042	1		05/06/2020 14:27	14:27	RLD	EPA 8260C
Tetrachloroethene	<0.023	ug/L	0.023	0.077	1		05/06/2020 14:27	14:27	RLD	EPA 8260C
Tetrahydrofuran	<0.28	ug/L	0.28	0.95	1		05/06/2020 14:27	14:27	RLD	EPA 8260C
Toluene	<0.017	ug/L	0.017	0.056	1		05/06/2020 14:27	14:27	RLD	EPA 8260C
trans-1,2-Dichloroethene	<0.029	ug/L	0.029	0.098	1		05/06/2020 14:27	14:27	RLD	EPA 8260C
trans-1,3-Dichloropropene	<0.030	ug/L	0.030	0.11	1		05/06/2020 14:27	14:27	RLD	EPA 8260C
Trichloroethene	<0.025	ug/L	0.025	0.084	1		05/06/2020 14:27	14:27	RLD	EPA 8260C
Trichlorofluoromethane	<0.029	ug/L	0.029	0.095	1		05/06/2020 14:27	14:27	RLD	EPA 8260C
Vinyl acetate	<0.40	ug/L	0.40	1.4	1		05/06/2020 14:27	14:27	RLD	EPA 8260C
Vinyl chloride	<0.013	ug/L	0.013	0.043	1		05/06/2020 14:27	14:27	RLD	EPA 8260C
1,2 Dichloroethane-d4	101	% Recovery	70.0	130	1		05/06/2020 14:27	14:27	RLD	EPA 8260C
Bromofluorobenzene	98	% Recovery	70.0	130	1		05/06/2020 14:27	14:27	RLD	EPA 8260C
d8-Toluene	102	% Recovery	70.0	130	1		05/06/2020 14:27	14:27	RLD	EPA 8260C
Dibromofluoromethane	100	% Recovery	70.0	130	1		05/06/2020 14:27	14:27	RLD	EPA 8260C

Unless specifically stated to the contrary, soil/sediment/sludge sample results/LOD/LOQ/RLs were reported on a Dry Weight Basis

CT LAB#: 413631 Sample Description: MW-104 License/Well #: 00467/115 Sampled: 04/28/2020 0835

Analyte	Result	Units	LOD	LOQ	Dilution	Qualifier	Prep Date/Time	Analysis Date/Time	Analyst	Method
Inorganic Results										
Total Sulfate	29	mg/L	0.80	2.5	1			05/08/2020 15:53	TMG	EPA 9056A
Nitrate+Nitrite Nitrogen Total	0.25	mg/L	0.057	0.19	1			05/06/2020 11:17	SRW	EPA 353.2
Metals Results										
Dissolved Manganese	100	ug/L	2.2	7.3	1			05/01/2020 19:32	NAH	EPA 6010C
Organic Results										
1,1,1,2-Tetrachloroethane	<0.018	ug/L	0.018	0.059	1			05/05/2020 10:26	RLD	EPA 8260C
1,1,1-Trichloroethane	<0.018	ug/L	0.018	0.060	1			05/05/2020 10:26	RLD	EPA 8260C
1,1,2,2-Tetrachloroethane	<0.014	ug/L	0.014	0.048	1			05/05/2020 10:26	RLD	EPA 8260C
1,1,2-Trichloroethane	<0.019	ug/L	0.019	0.062	1			05/05/2020 10:26	RLD	EPA 8260C
1,1-Dichloroethane	<0.015	ug/L	0.015	0.050	1			05/05/2020 10:26	RLD	EPA 8260C
1,1-Dichloroethene	<0.040	ug/L	0.040	0.12	1			05/05/2020 10:26	RLD	EPA 8260C
1,1-Dichloropropene	<0.030	ug/L	0.030	0.10	1			05/05/2020 10:26	RLD	EPA 8260C
1,2,3-Trichlorobenzene	<0.012	ug/L	0.012	0.040	1			05/05/2020 10:26	RLD	EPA 8260C
1,2,3-Trichloropropane	<0.070	ug/L	0.070	0.24	1			05/05/2020 10:26	RLD	EPA 8260C
1,2,4-Trichlorobenzene	<0.012	ug/L	0.012	0.040	1			05/05/2020 10:26	RLD	EPA 8260C
1,2,4-Trimethylbenzene	<0.020	ug/L	0.020	0.065	1			05/05/2020 10:26	RLD	EPA 8260C
1,2-Dibromo-3-chloropropane	<0.070	ug/L	0.070	0.23	1			05/05/2020 10:26	RLD	EPA 8260C
1,2-Dibromoethane	<0.040	ug/L	0.040	0.12	1			05/05/2020 10:26	RLD	EPA 8260C
1,2-Dichlorobenzene	<0.022	ug/L	0.022	0.074	1			05/05/2020 10:26	RLD	EPA 8260C
1,2-Dichloroethane	<0.024	ug/L	0.024	0.080	1			05/05/2020 10:26	RLD	EPA 8260C
1,2-Dichloropropane	<0.024	ug/L	0.024	0.079	1			05/05/2020 10:26	RLD	EPA 8260C
1,3,5-Trimethylbenzene	<0.016	ug/L	0.016	0.054	1			05/05/2020 10:26	RLD	EPA 8260C
1,3-Dichlorobenzene	<0.020	ug/L	0.020	0.066	1			05/05/2020 10:26	RLD	EPA 8260C
1,3-Dichloropropane	<0.030	ug/L	0.030	0.10	1			05/05/2020 10:26	RLD	EPA 8260C
1,4-Dichlorobenzene	1.6	ug/L	0.017	0.056	1			05/05/2020 10:26	RLD	EPA 8260C

Unless specifically stated to the contrary, soil/sediment/sludge sample results/LOD/LOQ/RLs were reported on a Dry Weight Basis

CT LAB#: 413631 Sample Description: MW-104

License/Well #: 00467/115

Sampled: 04/28/2020 0835

Analyte	Result	Units	LOD	LOQ	Dilution	Qualifier	Prep Date/Time	Analysis Date/Time	Analyst	Method
1,4-Dioxane	<7.0	ug/L	7.0	22	1			05/05/2020 10:26	RLD	EPA 8260C
2,2-Dichloropropane	<0.015	ug/L	0.015	0.050	1			05/05/2020 10:26	RLD	EPA 8260C
2-Butanone	<0.50	ug/L	0.50	1.6	1			05/05/2020 10:26	RLD	EPA 8260C
2-Chlorotoluene	<0.024	ug/L	0.024	0.080	1			05/05/2020 10:26	RLD	EPA 8260C
2-Hexanone	<0.30	ug/L	0.30	1.0	1			05/05/2020 10:26	RLD	EPA 8260C
4-Chlorotoluene	<0.017	ug/L	0.017	0.057	1			05/05/2020 10:26	RLD	EPA 8260C
4-Methyl-2-pentanone	<0.22	ug/L	0.22	0.74	1			05/05/2020 10:26	RLD	EPA 8260C
Acetone	1.5	ug/L	0.80 *	2.6	1	B		05/05/2020 10:26	RLD	EPA 8260C
Benzene	0.12	ug/L	0.019	0.062	1			05/05/2020 10:26	RLD	EPA 8260C
Bromobenzene	<0.018	ug/L	0.018	0.060	1			05/05/2020 10:26	RLD	EPA 8260C
Bromochloromethane	<0.040	ug/L	0.040	0.15	1			05/05/2020 10:26	RLD	EPA 8260C
Bromodichloromethane	<0.028	ug/L	0.028	0.093	1			05/05/2020 10:26	RLD	EPA 8260C
Bromoform	<0.030	ug/L	0.030	0.10	1			05/05/2020 10:26	RLD	EPA 8260C
Bromomethane	<0.060	ug/L	0.060	0.19	1	Y		05/05/2020 10:26	RLD	EPA 8260C
Carbon disulfide	0.16	ug/L	0.014	0.046	1	B		05/05/2020 10:26	RLD	EPA 8260C
Carbon tetrachloride	<0.029	ug/L	0.029	0.095	1			05/05/2020 10:26	RLD	EPA 8260C
Chlorobenzene	3.7	ug/L	0.015	0.049	1			05/05/2020 10:26	RLD	EPA 8260C
Chloroethane	<0.023	ug/L	0.023	0.077	1			05/05/2020 10:26	RLD	EPA 8260C
Chloroform	<0.023	ug/L	0.023	0.076	1			05/05/2020 10:26	RLD	EPA 8260C
Chloromethane	0.032	ug/L	0.030 *	0.11	1	B		05/05/2020 10:26	RLD	EPA 8260C
cis-1,2-Dichloroethene	0.094	ug/L	0.027	0.090	1			05/05/2020 10:26	RLD	EPA 8260C
cis-1,3-Dichloropropene	<0.020	ug/L	0.020	0.067	1			05/05/2020 10:26	RLD	EPA 8260C
Dibromochloromethane	<0.030	ug/L	0.030	0.10	1			05/05/2020 10:26	RLD	EPA 8260C
Dibromomethane	<0.030	ug/L	0.030	0.11	1			05/05/2020 10:26	RLD	EPA 8260C
Dichlorodifluoromethane	<0.030	ug/L	0.030	0.10	1			05/05/2020 10:26	RLD	EPA 8260C
Diisopropyl ether	0.047	ug/L	0.02 *	0.05	1			05/05/2020 10:26	RLD	EPA 8260C
Ethylbenzene	<0.016	ug/L	0.016	0.053	1			05/05/2020 10:26	RLD	EPA 8260C

Unless specifically stated to the contrary, soil/sediment/sludge sample results/LOD/LOQ/RLs were reported on a Dry Weight Basis

CT LAB#: 413631 Sample Description: MW-104

License/Well #: 00467/115

Sampled: 04/28/2020 0835

Analyte	Result	Units	LOD	LOQ	Dilution	Qualifier	Prep Date/Time	Analysis Date/Time	Analyst	Method
Hexachlorobutadiene	<0.030	ug/L	0.030	0.10	1		05/05/2020 10:26	05/05/2020 10:26	RLD	EPA 8260C
Isopropylbenzene	0.19	ug/L	0.018	0.059	1		05/05/2020 10:26	05/05/2020 10:26	RLD	EPA 8260C
m & p-Xylene	0.032	ug/L	0.030 *	0.11	1		05/05/2020 10:26	05/05/2020 10:26	RLD	EPA 8260C
Methyl tert-butyl ether	0.068	ug/L	0.017	0.055	1		05/05/2020 10:26	05/05/2020 10:26	RLD	EPA 8260C
Methylene chloride	<0.030	ug/L	0.030	0.12	1		05/05/2020 10:26	05/05/2020 10:26	RLD	EPA 8260C
n-Butylbenzene	<0.014	ug/L	0.014	0.048	1		05/05/2020 10:26	05/05/2020 10:26	RLD	EPA 8260C
n-Propylbenzene	<0.020	ug/L	0.020	0.068	1		05/05/2020 10:26	05/05/2020 10:26	RLD	EPA 8260C
Naphthalene	<0.022	ug/L	0.022	0.072	1		05/05/2020 10:26	05/05/2020 10:26	RLD	EPA 8260C
o-Xylene	<0.017	ug/L	0.017	0.058	1		05/05/2020 10:26	05/05/2020 10:26	RLD	EPA 8260C
p-Isopropyltoluene	<0.018	ug/L	0.018	0.059	1		05/05/2020 10:26	05/05/2020 10:26	RLD	EPA 8260C
sec-Butylbenzene	0.065	ug/L	0.014	0.046	1		05/05/2020 10:26	05/05/2020 10:26	RLD	EPA 8260C
Styrene	<0.011	ug/L	0.011	0.035	1		05/05/2020 10:26	05/05/2020 10:26	RLD	EPA 8260C
tert-Butylbenzene	0.015	ug/L	0.013 *	0.042	1		05/05/2020 10:26	05/05/2020 10:26	RLD	EPA 8260C
Tetrachloroethene	<0.023	ug/L	0.023	0.077	1		05/05/2020 10:26	05/05/2020 10:26	RLD	EPA 8260C
Tetrahydrofuran	<0.28	ug/L	0.28	0.95	1		05/05/2020 10:26	05/05/2020 10:26	RLD	EPA 8260C
Toluene	0.024	ug/L	0.017 *	0.056	1		05/05/2020 10:26	05/05/2020 10:26	RLD	EPA 8260C
trans-1,2-Dichloroethene	<0.029	ug/L	0.029	0.098	1		05/05/2020 10:26	05/05/2020 10:26	RLD	EPA 8260C
trans-1,3-Dichloropropene	<0.030	ug/L	0.030	0.11	1		05/05/2020 10:26	05/05/2020 10:26	RLD	EPA 8260C
Trichloroethene	0.041	ug/L	0.025 *	0.084	1		05/05/2020 10:26	05/05/2020 10:26	RLD	EPA 8260C
Trichlorofluoromethane	<0.029	ug/L	0.029	0.095	1		05/05/2020 10:26	05/05/2020 10:26	RLD	EPA 8260C
Vinyl acetate	<0.40	ug/L	0.40	1.4	1		05/05/2020 10:26	05/05/2020 10:26	RLD	EPA 8260C
Vinyl chloride	<0.013	ug/L	0.013	0.043	1		05/05/2020 10:26	05/05/2020 10:26	RLD	EPA 8260C
1,2 Dichloroethane-d4	98	% Recovery	70.0	130	1		05/05/2020 10:26	05/05/2020 10:26	RLD	EPA 8260C
Bromofluorobenzene	100	% Recovery	70.0	130	1		05/05/2020 10:26	05/05/2020 10:26	RLD	EPA 8260C
d8-Toluene	100	% Recovery	70.0	130	1		05/05/2020 10:26	05/05/2020 10:26	RLD	EPA 8260C
Dibromofluoromethane	97	% Recovery	70.0	130	1		05/05/2020 10:26	05/05/2020 10:26	RLD	EPA 8260C

Unless specifically stated to the contrary, soil/sediment/sludge sample results/LOD/LOQ/RLs were reported on a Dry Weight Basis

CT LAB#: 413632 Sample Description: P-107D License/Well #: 00467/119 Sampled: 04/28/2020 1330

Analyte	Result	Units	LOD	LOQ	Dilution	Qualifier	Prep Date/Time	Analysis Date/Time	Analyst	Method
Inorganic Results										
Total Sulfate	28	mg/L	0.80	2.5	1			05/08/2020 16:14	TMG	EPA 9056A
Nitrate+Nitrite Nitrogen Total	<0.057	mg/L	0.057	0.19	1			05/06/2020 11:27	SRW	EPA 353.2
Metals Results										
Dissolved Manganese	192	ug/L	2.2	7.3	1			05/01/2020 19:38	NAH	EPA 6010C
Organic Results										
1,1,1,2-Tetrachloroethane	<0.018	ug/L	0.018	0.059	1			05/05/2020 10:54	RLD	EPA 8260C
1,1,1-Trichloroethane	<0.018	ug/L	0.018	0.060	1			05/05/2020 10:54	RLD	EPA 8260C
1,1,2,2-Tetrachloroethane	<0.014	ug/L	0.014	0.048	1			05/05/2020 10:54	RLD	EPA 8260C
1,1,2-Trichloroethane	<0.019	ug/L	0.019	0.062	1			05/05/2020 10:54	RLD	EPA 8260C
1,1-Dichloroethane	<0.015	ug/L	0.015	0.050	1			05/05/2020 10:54	RLD	EPA 8260C
1,1-Dichloroethene	<0.040	ug/L	0.040	0.12	1			05/05/2020 10:54	RLD	EPA 8260C
1,1-Dichloropropene	<0.030	ug/L	0.030	0.10	1			05/05/2020 10:54	RLD	EPA 8260C
1,2,3-Trichlorobenzene	<0.012	ug/L	0.012	0.040	1			05/05/2020 10:54	RLD	EPA 8260C
1,2,3-Trichloropropane	<0.070	ug/L	0.070	0.24	1			05/05/2020 10:54	RLD	EPA 8260C
1,2,4-Trichlorobenzene	<0.012	ug/L	0.012	0.040	1			05/05/2020 10:54	RLD	EPA 8260C
1,2,4-Trimethylbenzene	0.021	ug/L	0.020 *	0.065	1			05/05/2020 10:54	RLD	EPA 8260C
1,2-Dibromo-3-chloropropane	<0.070	ug/L	0.070	0.23	1			05/05/2020 10:54	RLD	EPA 8260C
1,2-Dibromoethane	<0.040	ug/L	0.040	0.12	1			05/05/2020 10:54	RLD	EPA 8260C
1,2-Dichlorobenzene	<0.022	ug/L	0.022	0.074	1			05/05/2020 10:54	RLD	EPA 8260C
1,2-Dichloroethane	<0.024	ug/L	0.024	0.080	1			05/05/2020 10:54	RLD	EPA 8260C
1,2-Dichloropropane	<0.024	ug/L	0.024	0.079	1			05/05/2020 10:54	RLD	EPA 8260C
1,3,5-Trimethylbenzene	<0.016	ug/L	0.016	0.054	1			05/05/2020 10:54	RLD	EPA 8260C
1,3-Dichlorobenzene	<0.020	ug/L	0.020	0.066	1			05/05/2020 10:54	RLD	EPA 8260C
1,3-Dichloropropane	<0.030	ug/L	0.030	0.10	1			05/05/2020 10:54	RLD	EPA 8260C
1,4-Dichlorobenzene	<0.017	ug/L	0.017	0.056	1			05/05/2020 10:54	RLD	EPA 8260C

Unless specifically stated to the contrary, soil/sediment/sludge sample results/LOD/LOQ/RLs were reported on a Dry Weight Basis

CT LAB#: 413632 Sample Description: P-107D

License/Well #: 00467/119

Sampled: 04/28/2020 1330

Analyte	Result	Units	LOD	LOQ	Dilution	Qualifier	Prep Date/Time	Analysis Date/Time	Analyst	Method
1,4-Dioxane	<7.0	ug/L	7.0	22	1			05/05/2020 10:54	RLD	EPA 8260C
2,2-Dichloropropane	<0.015	ug/L	0.015	0.050	1			05/05/2020 10:54	RLD	EPA 8260C
2-Butanone	<0.50	ug/L	0.50	1.6	1			05/05/2020 10:54	RLD	EPA 8260C
2-Chlorotoluene	<0.024	ug/L	0.024	0.080	1			05/05/2020 10:54	RLD	EPA 8260C
2-Hexanone	<0.30	ug/L	0.30	1.0	1			05/05/2020 10:54	RLD	EPA 8260C
4-Chlorotoluene	<0.017	ug/L	0.017	0.057	1			05/05/2020 10:54	RLD	EPA 8260C
4-Methyl-2-pentanone	<0.22	ug/L	0.22	0.74	1			05/05/2020 10:54	RLD	EPA 8260C
Acetone	<0.80	ug/L	0.80	2.6	1			05/05/2020 10:54	RLD	EPA 8260C
Benzene	<0.019	ug/L	0.019	0.062	1			05/05/2020 10:54	RLD	EPA 8260C
Bromobenzene	<0.018	ug/L	0.018	0.060	1			05/05/2020 10:54	RLD	EPA 8260C
Bromochloromethane	<0.040	ug/L	0.040	0.15	1			05/05/2020 10:54	RLD	EPA 8260C
Bromodichloromethane	<0.028	ug/L	0.028	0.093	1			05/05/2020 10:54	RLD	EPA 8260C
Bromoform	<0.030	ug/L	0.030	0.10	1			05/05/2020 10:54	RLD	EPA 8260C
Bromomethane	<0.060	ug/L	0.060	0.19	1	Y		05/05/2020 10:54	RLD	EPA 8260C
Carbon disulfide	0.044	ug/L	0.014 *	0.046	1	B		05/05/2020 10:54	RLD	EPA 8260C
Carbon tetrachloride	<0.029	ug/L	0.029	0.095	1			05/05/2020 10:54	RLD	EPA 8260C
Chlorobenzene	<0.015	ug/L	0.015	0.049	1			05/05/2020 10:54	RLD	EPA 8260C
Chloroethane	<0.023	ug/L	0.023	0.077	1			05/05/2020 10:54	RLD	EPA 8260C
Chloroform	<0.023	ug/L	0.023	0.076	1			05/05/2020 10:54	RLD	EPA 8260C
Chloromethane	<0.030	ug/L	0.030	0.11	1			05/05/2020 10:54	RLD	EPA 8260C
cis-1,2-Dichloroethene	0.81	ug/L	0.027	0.090	1			05/05/2020 10:54	RLD	EPA 8260C
cis-1,3-Dichloropropene	<0.020	ug/L	0.020	0.067	1			05/05/2020 10:54	RLD	EPA 8260C
Dibromochloromethane	<0.030	ug/L	0.030	0.10	1			05/05/2020 10:54	RLD	EPA 8260C
Dibromomethane	<0.030	ug/L	0.030	0.11	1			05/05/2020 10:54	RLD	EPA 8260C
Dichlorodifluoromethane	<0.030	ug/L	0.030	0.10	1			05/05/2020 10:54	RLD	EPA 8260C
Diisopropyl ether	<0.02	ug/L	0.02	0.05	1			05/05/2020 10:54	RLD	EPA 8260C
Ethylbenzene	<0.016	ug/L	0.016	0.053	1			05/05/2020 10:54	RLD	EPA 8260C

Unless specifically stated to the contrary, soil/sediment/sludge sample results/LOD/LOQ/RLs were reported on a Dry Weight Basis

CT LAB#: 413632 Sample Description: P-107D

License/Well #: 00467/119

Sampled: 04/28/2020 1330

Analyte	Result	Units	LOD	LOQ	Dilution	Qualifier	Prep Date/Time	Analysis Date/Time	Analyst	Method
Hexachlorobutadiene	<0.030	ug/L	0.030	0.10	1		05/05/2020 10:54	10:54	RLD	EPA 8260C
Isopropylbenzene	<0.018	ug/L	0.018	0.059	1		05/05/2020 10:54	10:54	RLD	EPA 8260C
m & p-Xylene	<0.030	ug/L	0.030	0.11	1		05/05/2020 10:54	10:54	RLD	EPA 8260C
Methyl tert-butyl ether	<0.017	ug/L	0.017	0.055	1		05/05/2020 10:54	10:54	RLD	EPA 8260C
Methylene chloride	<0.030	ug/L	0.030	0.12	1		05/05/2020 10:54	10:54	RLD	EPA 8260C
n-Butylbenzene	<0.014	ug/L	0.014	0.048	1		05/05/2020 10:54	10:54	RLD	EPA 8260C
n-Propylbenzene	<0.020	ug/L	0.020	0.068	1		05/05/2020 10:54	10:54	RLD	EPA 8260C
Naphthalene	<0.022	ug/L	0.022	0.072	1		05/05/2020 10:54	10:54	RLD	EPA 8260C
o-Xylene	<0.017	ug/L	0.017	0.058	1		05/05/2020 10:54	10:54	RLD	EPA 8260C
p-Isopropyltoluene	<0.018	ug/L	0.018	0.059	1		05/05/2020 10:54	10:54	RLD	EPA 8260C
sec-Butylbenzene	<0.014	ug/L	0.014	0.046	1		05/05/2020 10:54	10:54	RLD	EPA 8260C
Styrene	<0.011	ug/L	0.011	0.035	1		05/05/2020 10:54	10:54	RLD	EPA 8260C
tert-Butylbenzene	<0.013	ug/L	0.013	0.042	1		05/05/2020 10:54	10:54	RLD	EPA 8260C
Tetrachloroethene	<0.023	ug/L	0.023	0.077	1		05/05/2020 10:54	10:54	RLD	EPA 8260C
Tetrahydrofuran	<0.28	ug/L	0.28	0.95	1		05/05/2020 10:54	10:54	RLD	EPA 8260C
Toluene	<0.017	ug/L	0.017	0.056	1		05/05/2020 10:54	10:54	RLD	EPA 8260C
trans-1,2-Dichloroethene	<0.029	ug/L	0.029	0.098	1		05/05/2020 10:54	10:54	RLD	EPA 8260C
trans-1,3-Dichloropropene	<0.030	ug/L	0.030	0.11	1		05/05/2020 10:54	10:54	RLD	EPA 8260C
Trichloroethene	0.037	ug/L	0.025 *	0.084	1		05/05/2020 10:54	10:54	RLD	EPA 8260C
Trichlorofluoromethane	<0.029	ug/L	0.029	0.095	1		05/05/2020 10:54	10:54	RLD	EPA 8260C
Vinyl acetate	<0.40	ug/L	0.40	1.4	1		05/05/2020 10:54	10:54	RLD	EPA 8260C
Vinyl chloride	2.8	ug/L	0.013	0.043	1		05/05/2020 10:54	10:54	RLD	EPA 8260C
1,2 Dichloroethane-d4	98	% Recovery	70.0	130	1		05/05/2020 10:54	10:54	RLD	EPA 8260C
Bromofluorobenzene	98	% Recovery	70.0	130	1		05/05/2020 10:54	10:54	RLD	EPA 8260C
d8-Toluene	101	% Recovery	70.0	130	1		05/05/2020 10:54	10:54	RLD	EPA 8260C
Dibromofluoromethane	100	% Recovery	70.0	130	1		05/05/2020 10:54	10:54	RLD	EPA 8260C

Unless specifically stated to the contrary, soil/sediment/sludge sample results/LOD/LOQ/RLs were reported on a Dry Weight Basis

CT LAB#: 413633 Sample Description: **TRIP BLANK** License/Well #: 00467/999 Sampled: 04/28/2020

Analyte	Result	Units	LOD	LOQ	Dilution	Qualifier	Prep Date/Time	Analysis Date/Time	Analyst	Method
Organic Results										
Volatile Organic Compounds 8260 Comments: Suspected methylene chloride and acetone laboratory contamination.										
1,1,1,2-Tetrachloroethane	<0.018	ug/L	0.018	0.059	1		05/05/2020 09:57	09:57	RLD	EPA 8260C
1,1,1-Trichloroethane	<0.018	ug/L	0.018	0.060	1		05/05/2020 09:57	09:57	RLD	EPA 8260C
1,1,2,2-Tetrachloroethane	<0.014	ug/L	0.014	0.048	1		05/05/2020 09:57	09:57	RLD	EPA 8260C
1,1,2-Trichloroethane	<0.019	ug/L	0.019	0.062	1		05/05/2020 09:57	09:57	RLD	EPA 8260C
1,1-Dichloroethane	<0.015	ug/L	0.015	0.050	1		05/05/2020 09:57	09:57	RLD	EPA 8260C
1,1-Dichloroethene	<0.040	ug/L	0.040	0.12	1		05/05/2020 09:57	09:57	RLD	EPA 8260C
1,1-Dichloropropene	<0.030	ug/L	0.030	0.10	1		05/05/2020 09:57	09:57	RLD	EPA 8260C
1,2,3-Trichlorobenzene	<0.012	ug/L	0.012	0.040	1		05/05/2020 09:57	09:57	RLD	EPA 8260C
1,2,3-Trichloropropane	<0.070	ug/L	0.070	0.24	1		05/05/2020 09:57	09:57	RLD	EPA 8260C
1,2,4-Trichlorobenzene	<0.012	ug/L	0.012	0.040	1		05/05/2020 09:57	09:57	RLD	EPA 8260C
1,2,4-Trimethylbenzene	<0.020	ug/L	0.020	0.065	1		05/05/2020 09:57	09:57	RLD	EPA 8260C
1,2-Dibromo-3-chloropropane	<0.070	ug/L	0.070	0.23	1		05/05/2020 09:57	09:57	RLD	EPA 8260C
1,2-Dibromoethane	<0.040	ug/L	0.040	0.12	1		05/05/2020 09:57	09:57	RLD	EPA 8260C
1,2-Dichlorobenzene	<0.022	ug/L	0.022	0.074	1		05/05/2020 09:57	09:57	RLD	EPA 8260C
1,2-Dichloroethane	<0.024	ug/L	0.024	0.080	1		05/05/2020 09:57	09:57	RLD	EPA 8260C
1,2-Dichloropropane	<0.024	ug/L	0.024	0.079	1		05/05/2020 09:57	09:57	RLD	EPA 8260C
1,3,5-Trimethylbenzene	<0.016	ug/L	0.016	0.054	1		05/05/2020 09:57	09:57	RLD	EPA 8260C
1,3-Dichlorobenzene	<0.020	ug/L	0.020	0.066	1		05/05/2020 09:57	09:57	RLD	EPA 8260C
1,3-Dichloropropane	<0.030	ug/L	0.030	0.10	1		05/05/2020 09:57	09:57	RLD	EPA 8260C
1,4-Dichlorobenzene	<0.017	ug/L	0.017	0.056	1		05/05/2020 09:57	09:57	RLD	EPA 8260C
1,4-Dioxane	<7.0	ug/L	7.0	22	1		05/05/2020 09:57	09:57	RLD	EPA 8260C
2,2-Dichloropropane	<0.015	ug/L	0.015	0.050	1		05/05/2020 09:57	09:57	RLD	EPA 8260C
2-Butanone	<0.50	ug/L	0.50	1.6	1		05/05/2020 09:57	09:57	RLD	EPA 8260C
2-Chlorotoluene	<0.024	ug/L	0.024	0.080	1		05/05/2020 09:57	09:57	RLD	EPA 8260C

Unless specifically stated to the contrary, soil/sediment/sludge sample results/LOD/LOQ/RLs were reported on a Dry Weight Basis

CT LAB#: 413633	Sample Description: TRIP BLANK	License/Well #: 00467/999	Sampled: 04/28/2020
-----------------	--------------------------------	---------------------------	---------------------

Analyte	Result	Units	LOD	LOQ	Dilution	Qualifier	Prep Date/Time	Analysis Date/Time	Analyst	Method
Volatile Organic Compounds 8260 Comments: Suspected methylene chloride and acetone laboratory contamination.										
2-Hexanone	<0.30	ug/L	0.30	1.0	1		05/05/2020	09:57	RLD	EPA 8260C
4-Chlorotoluene	<0.017	ug/L	0.017	0.057	1		05/05/2020	09:57	RLD	EPA 8260C
4-Methyl-2-pentanone	<0.22	ug/L	0.22	0.74	1		05/05/2020	09:57	RLD	EPA 8260C
Acetone	1.3	ug/L	0.80 *	2.6	1	B	05/05/2020	09:57	RLD	EPA 8260C
Benzene	<0.019	ug/L	0.019	0.062	1		05/05/2020	09:57	RLD	EPA 8260C
Bromobenzene	<0.018	ug/L	0.018	0.060	1		05/05/2020	09:57	RLD	EPA 8260C
Bromochloromethane	<0.040	ug/L	0.040	0.15	1		05/05/2020	09:57	RLD	EPA 8260C
Bromodichloromethane	<0.028	ug/L	0.028	0.093	1		05/05/2020	09:57	RLD	EPA 8260C
Bromoform	<0.030	ug/L	0.030	0.10	1		05/05/2020	09:57	RLD	EPA 8260C
Bromomethane	<0.060	ug/L	0.060	0.19	1	Y	05/05/2020	09:57	RLD	EPA 8260C
Carbon disulfide	<0.014	ug/L	0.014	0.046	1		05/05/2020	09:57	RLD	EPA 8260C
Carbon tetrachloride	<0.029	ug/L	0.029	0.095	1		05/05/2020	09:57	RLD	EPA 8260C
Chlorobenzene	<0.015	ug/L	0.015	0.049	1		05/05/2020	09:57	RLD	EPA 8260C
Chloroethane	<0.023	ug/L	0.023	0.077	1		05/05/2020	09:57	RLD	EPA 8260C
Chloroform	<0.023	ug/L	0.023	0.076	1		05/05/2020	09:57	RLD	EPA 8260C
Chloromethane	<0.030	ug/L	0.030	0.11	1		05/05/2020	09:57	RLD	EPA 8260C
cis-1,2-Dichloroethene	<0.027	ug/L	0.027	0.090	1		05/05/2020	09:57	RLD	EPA 8260C
cis-1,3-Dichloropropene	<0.020	ug/L	0.020	0.067	1		05/05/2020	09:57	RLD	EPA 8260C
Dibromochloromethane	<0.030	ug/L	0.030	0.10	1		05/05/2020	09:57	RLD	EPA 8260C
Dibromomethane	<0.030	ug/L	0.030	0.11	1		05/05/2020	09:57	RLD	EPA 8260C
Dichlorodifluoromethane	<0.030	ug/L	0.030	0.10	1		05/05/2020	09:57	RLD	EPA 8260C
Diisopropyl ether	<0.02	ug/L	0.02	0.05	1		05/05/2020	09:57	RLD	EPA 8260C
Ethylbenzene	<0.016	ug/L	0.016	0.053	1		05/05/2020	09:57	RLD	EPA 8260C
Hexachlorobutadiene	<0.030	ug/L	0.030	0.10	1		05/05/2020	09:57	RLD	EPA 8260C
Isopropylbenzene	<0.018	ug/L	0.018	0.059	1		05/05/2020	09:57	RLD	EPA 8260C

Unless specifically stated to the contrary, soil/sediment/sludge sample results/LOD/LOQ/RLs were reported on a Dry Weight Basis

CT LAB#: 413633	Sample Description: TRIP BLANK	License/Well #: 00467/999	Sampled: 04/28/2020
-----------------	--------------------------------	---------------------------	---------------------

Analyte	Result	Units	LOD	LOQ	Dilution	Qualifier	Prep Date/Time	Analysis Date/Time	Analyst	Method
Volatile Organic Compounds 8260 Comments: Suspected methylene chloride and acetone laboratory contamination.										
m & p-Xylene	<0.030	ug/L	0.030	0.11	1		05/05/2020	09:57	RLD	EPA 8260C
Methyl tert-butyl ether	<0.017	ug/L	0.017	0.055	1		05/05/2020	09:57	RLD	EPA 8260C
Methylene chloride	0.92	ug/L	0.030	0.12	1		05/05/2020	09:57	RLD	EPA 8260C
n-Butylbenzene	<0.014	ug/L	0.014	0.048	1		05/05/2020	09:57	RLD	EPA 8260C
n-Propylbenzene	<0.020	ug/L	0.020	0.068	1		05/05/2020	09:57	RLD	EPA 8260C
Naphthalene	<0.022	ug/L	0.022	0.072	1		05/05/2020	09:57	RLD	EPA 8260C
o-Xylene	<0.017	ug/L	0.017	0.058	1		05/05/2020	09:57	RLD	EPA 8260C
p-Isopropyltoluene	<0.018	ug/L	0.018	0.059	1		05/05/2020	09:57	RLD	EPA 8260C
sec-Butylbenzene	<0.014	ug/L	0.014	0.046	1		05/05/2020	09:57	RLD	EPA 8260C
Styrene	<0.011	ug/L	0.011	0.035	1		05/05/2020	09:57	RLD	EPA 8260C
tert-Butylbenzene	<0.013	ug/L	0.013	0.042	1		05/05/2020	09:57	RLD	EPA 8260C
Tetrachloroethene	<0.023	ug/L	0.023	0.077	1		05/05/2020	09:57	RLD	EPA 8260C
Tetrahydrofuran	<0.28	ug/L	0.28	0.95	1		05/05/2020	09:57	RLD	EPA 8260C
Toluene	<0.017	ug/L	0.017	0.056	1		05/05/2020	09:57	RLD	EPA 8260C
trans-1,2-Dichloroethene	<0.029	ug/L	0.029	0.098	1		05/05/2020	09:57	RLD	EPA 8260C
trans-1,3-Dichloropropene	<0.030	ug/L	0.030	0.11	1		05/05/2020	09:57	RLD	EPA 8260C
Trichloroethene	<0.025	ug/L	0.025	0.084	1		05/05/2020	09:57	RLD	EPA 8260C
Trichlorofluoromethane	<0.029	ug/L	0.029	0.095	1		05/05/2020	09:57	RLD	EPA 8260C
Vinyl acetate	<0.40	ug/L	0.40	1.4	1		05/05/2020	09:57	RLD	EPA 8260C
Vinyl chloride	<0.013	ug/L	0.013	0.043	1		05/05/2020	09:57	RLD	EPA 8260C
1,2 Dichloroethane-d4	102	% Recovery	70.0	130	1		05/05/2020	09:57	RLD	EPA 8260C
Bromofluorobenzene	97	% Recovery	70.0	130	1		05/05/2020	09:57	RLD	EPA 8260C
d8-Toluene	100	% Recovery	70.0	130	1		05/05/2020	09:57	RLD	EPA 8260C
Dibromofluoromethane	100	% Recovery	70.0	130	1		05/05/2020	09:57	RLD	EPA 8260C

Unless specifically stated to the contrary, soil/sediment/sludge sample results/LOD/LOQ/RLs were reported on a Dry Weight Basis

Notes regarding entire Chain of Custody:

Notes: * Indicates Value in between the LOD (limit of detection) and the LOQ (limit of quantitation). All LOD/LOQs are adjusted to reflect dilution, percent solids, and any differences in the sample weight / volume as compared to standard amounts.

All samples were received intact and properly preserved unless otherwise noted. The results reported relate only to the samples tested. This report shall not be reproduced, except in full, without written approval of this laboratory. The Chain of Custody is attached. This report has been specifically prepared to satisfy project or program requirements.

Submitted by: **Brett M. Szymanski**
 Project Manager
 608-356-2760

QC Qualifiers

Code	Description
B	Analyte detected in the associated Method Blank.
C	Toxicity present in BOD sample.
D	Diluted Out.
E	Safe, No Total Coliform detected.
F	Unsafe, Total Coliform detected, no E. Coli detected.
G	Unsafe, Total Coliform detected and E. Coli detected.
H	Holding time exceeded.
I	Incubator temperature was outside acceptance limits during test period.
J	Estimated value.
L	Significant peaks were detected outside the chromatographic window.
M	Matrix spike and/or Matrix Spike Duplicate recovery outside acceptance limits.
N	Insufficient BOD oxygen depletion.
O	Complete BOD oxygen depletion.
P	Concentration of analyte differs more than 40% between primary and confirmation analysis.
Q	Laboratory Control Sample outside acceptance limits.
R	See Narrative at end of report.
S	Surrogate standard recovery outside acceptance limits due to apparent matrix effects.
T	Sample received with improper preservation or temperature.
U	Analyte concentration was below detection limit.
V	Raised Quantitation or Reporting Limit due to limited sample amount or dilution for matrix background interference.
W	Sample amount received was below program minimum.
X	Analyte exceeded calibration range.
Y	Replicate/Duplicate precision outside acceptance limits.
Z	Specified calibration criteria was not met.

Current CT Laboratories Certifications

Wisconsin (WDNR) Chemistry ID# 157066030
 Wisconsin (DATCP) Bacteriology ID# 289
 Louisiana NELAP (primary) ID# ACC20190002
 Illinois NELAP Lab ID# 200073
 Kansas NELAP Lab ID# E-10368
 Virginia NELAP Lab ID# 460203
 ISO/IEC 17025-2005 A2LA Cert # 3806.01
 DoD-ELAP A2LA 3806.01
 GA EPD Stipulation ID ACC20190002

Preventative Action Limit (PAL) Exceedances

05/13/2020

Location/Landfill: **RIPON FF/NN LANDFILL**

License #: **00467**

Page 1 of 3

Well Description: DUP-1		Well #:	GROUND WATER		Sample Date	04/27/2020
Parameter	DNR Parameter #	Result	PAL	ES	LOD	Units
Dissolved Manganese	01056	66.1	60	300	2.2	ug/L
Vinyl chloride	39175	7.9	0.02	0.20	0.013	ug/L

Well Description: MW-103		Well #:	GROUND WATER		Sample Date	04/28/2020
Parameter	DNR Parameter #	Result	PAL	ES	LOD	Units
Nitrate+Nitrite Nitrogen Total	00630	24	2	10	0.29	mg/L
Total Sulfate	00945	140	125.00	250.00	4.0	mg/L
Trichloroethene	39180	1.4	0.5	5	0.025	ug/L

Well Description: MW-104		Well #:	GROUND WATER		Sample Date	04/28/2020
Parameter	DNR Parameter #	Result	PAL	ES	LOD	Units
Dissolved Manganese	01056	100	60	300	2.2	ug/L

Well Description: MW-107		Well #:	GROUND WATER		Sample Date	04/28/2020
Parameter	DNR Parameter #	Result	PAL	ES	LOD	Units
Nitrate+Nitrite Nitrogen Total	00630	3.5	2	10	0.057	mg/L

Well Description: MW-112		Well #:	GROUND WATER		Sample Date	04/28/2020
Parameter	DNR Parameter #	Result	PAL	ES	LOD	Units
Dissolved Manganese	01056	311	60	300	2.2	ug/L
Trichloroethene	39180	1.0	0.5	5	0.025	ug/L
Vinyl chloride	39175	0.025	0.02	0.20	0.013	ug/L

Well Description: MW-3A		Well #:	GROUND WATER		Sample Date	04/27/2020
Parameter	DNR Parameter #	Result	PAL	ES	LOD	Units
Dissolved Manganese	01056	435	60	300	2.2	ug/L

Well Description: MW-3B		Well #:	GROUND WATER		Sample Date	04/27/2020
Parameter	DNR Parameter #	Result	PAL	ES	LOD	Units
Dissolved Manganese	01056	79.9	60	300	2.2	ug/L

Well Description: P-103		Well #:	GROUND WATER		Sample Date	04/27/2020
Parameter	DNR Parameter #	Result	PAL	ES	LOD	Units
Dissolved Manganese	01056	95.6	60	300	2.2	ug/L
Vinyl chloride	39175	0.027	0.02	0.20	0.013	ug/L

Preventative Action Limit (PAL) Exceedances

05/13/2020

Location/Landfill: **RIPON FF/NN LANDFILL**

License #: **00467**

Page 2 of 3

Well Description: P-103D		Well #:	GROUND WATER		Sample Date	04/27/2020
Parameter	DNR Parameter #	Result	PAL	ES	LOD	Units
Dissolved Manganese	01056	80.9	60	300	2.2	ug/L
Vinyl chloride	39175	0.25	0.02	0.20	0.013	ug/L

Well Description: P-107		Well #:	GROUND WATER		Sample Date	04/28/2020
Parameter	DNR Parameter #	Result	PAL	ES	LOD	Units
Dissolved Manganese	01056	96.7	60	300	2.2	ug/L
Vinyl chloride	39175	0.84	0.02	0.20	0.013	ug/L

Well Description: P-107D		Well #:	GROUND WATER		Sample Date	04/28/2020
Parameter	DNR Parameter #	Result	PAL	ES	LOD	Units
Dissolved Manganese	01056	192	60	300	2.2	ug/L
Vinyl chloride	39175	2.8	0.02	0.20	0.013	ug/L

Well Description: P-111D		Well #:	GROUND WATER		Sample Date	04/28/2020
Parameter	DNR Parameter #	Result	PAL	ES	LOD	Units
Vinyl chloride	39175	3.6	0.02	0.20	0.013	ug/L

Well Description: P-114		Well #:	GROUND WATER		Sample Date	04/27/2020
Parameter	DNR Parameter #	Result	PAL	ES	LOD	Units
Dissolved Manganese	01056	64.8	60	300	2.2	ug/L
Vinyl chloride	39175	7.7	0.02	0.20	0.013	ug/L

Well Description: P-115		Well #:	GROUND WATER		Sample Date	04/27/2020
Parameter	DNR Parameter #	Result	PAL	ES	LOD	Units
Dissolved Manganese	01056	114	60	300	2.2	ug/L
Vinyl chloride	39175	0.83	0.02	0.20	0.013	ug/L

Well Description: P-116		Well #:	GROUND WATER		Sample Date	04/27/2020
Parameter	DNR Parameter #	Result	PAL	ES	LOD	Units
Dissolved Manganese	01056	78.4	60	300	2.2	ug/L

Well Description: P-117		Well #:	GROUND WATER		Sample Date	04/27/2020
Parameter	DNR Parameter #	Result	PAL	ES	LOD	Units
Dissolved Manganese	01056	209	60	300	2.2	ug/L
Vinyl chloride	39175	1.2	0.02	0.20	0.013	ug/L

Well Description: P-118		Well #:	GROUND WATER		Sample Date	04/27/2020
Parameter	DNR Parameter #	Result	PAL	ES	LOD	Units
Dissolved Manganese	01056	89.8	60	300	2.2	ug/L

Preventative Action Limit (PAL) Exceedances

05/13/2020

Location/Landfill: RIPON FF/NN LANDFILL

License #: 00467

Page 3 of 3

Well Description: P-118		Well #: 145	GROUND WATER		Sample Date 04/27/2020	
Parameter	DNR Parameter #	Result	PAL	ES	LOD	Units
Vinyl chloride	39175	0.047	0.02	0.20	0.013	ug/L

Well Description: RHODE		Well #: 207	GROUND WATER		Sample Date 04/28/2020	
Parameter	DNR Parameter #	Result	PAL	ES	LOD	Units
Dissolved Manganese	01056	98.7	60	300	2.2	ug/L

Summary of Detected Organic Compounds

05/13/2020

Location/Landfill: RIPON SUPERFUND LF

License #: 00467

Page 1 of 25

Well Description: DUP-2

Well #:

Parameter	Sample Date				
	4/28/2020	2/25/2020	10/21/2019	7/22/2019	5/22/2019
1,1-Dichloroethane	0.017				
Acetone				0.52	0.38
Carbon disulfide	0.022	0.015	0.022		
Chloroethane	1.4		0.26	0.36	0.28
Chloromethane	0.047	0.083			
cis-1,2-Dichloroethene	3.2		1.6	2.1	1.7
Dichlorodifluoromethane	0.073		0.16		
p-Isopropyltoluene					0.15
Tetrahydrofuran	0.51				
trans-1,2-Dichloroethene	0.044				
Vinyl chloride	3.5		8.3	6.4	3.7

Summary of Detected Organic Compounds

05/13/2020

Location/Landfill: **RIPON SUPERFUND LF**

License #: **00467**

Page 2 of 25

Well Description: *MW-103*

Well #: *112*

Parameter	Sample Date		
	4/28/2020	7/22/2019	5/22/2019
Acetone	1.1	0.88	3.3
Carbon disulfide	0.022		
Chloromethane	0.061		
cis-1,2-Dichloroethene	0.24	0.31	0.34
Tetrachloroethene	0.25	0.29	0.27
trans-1,2-Dichloroethene		0.052	0.040
Trichloroethene	1.4	1.6	1.4

Summary of Detected Organic Compounds

05/13/2020

Location/Landfill: RIPON SUPERFUND LF

License #: 00467

Page 3 of 25

Well Description: MW-104

Well #: 113

Parameter Sample Date
5/22/2019

1,4-Dichlorobenzene	1.6
Acetone	2.2
Benzene	0.15
Carbon disulfide	0.16
Chlorobenzene	3.6
cis-1,2-Dichloroethene	0.20
Isopropylbenzene	0.17
Methyl tert-butyl ether	0.054
sec-Butylbenzene	0.061
Toluene	0.041
Trichloroethene	0.054
Vinyl chloride	0.72

Summary of Detected Organic Compounds

05/13/2020

Location/Landfill: **RIPON SUPERFUND LF**

License #: **00467**

Page 4 of 25

Well Description: *P-103*

Well #: *114*

Parameter	Sample Date		
	4/27/2020	7/23/2019	5/22/2019
Acetone		0.40	0.36
Carbon disulfide	0.029		
cis-1,2-Dichloroethene	0.040		
Trichloroethene	0.035		
Vinyl chloride	0.027	0.038	0.036

Summary of Detected Organic Compounds

05/13/2020

Location/Landfill: RIPON SUPERFUND LF

License #: 00467

Page 5 of 25

Well Description: MW-104

Well #: 115

Parameter Sample Date
4/28/2020

1,4-Dichlorobenzene	1.6
Acetone	1.5
Benzene	0.12
Carbon disulfide	0.16
Chlorobenzene	3.7
Chloromethane	0.032
cis-1,2-Dichloroethene	0.094
Diisopropyl ether	0.047
Isopropylbenzene	0.19
m & p-Xylene	0.032
Methyl tert-butyl ether	0.068
sec-Butylbenzene	0.065
tert-Butylbenzene	0.015
Toluene	0.024
Trichloroethene	0.041

Summary of Detected Organic Compounds

05/13/2020

Location/Landfill: RIPON SUPERFUND LF

License #: 00467

Page 6 of 25

Well Description: P-106

Well #: 116

Parameter

Sample Date

4/27/2020 5/22/2019

Carbon disulfide	0.021	
Chloromethane	0.034	
cis-1,2-Dichloroethene	0.059	
Trichloroethene	0.14	0.15

Summary of Detected Organic Compounds

05/13/2020

Location/Landfill: RIPON SUPERFUND LF

License #: 00467

Page 7 of 25

Well Description: MW-107

Well #: 117

Parameter Sample Date
 4/28/2020 5/21/2019

Acetone		1.3
Carbon disulfide	0.018	
Tetrachloroethene	0.036	
Trichloroethene	0.029	

Summary of Detected Organic Compounds

05/13/2020

Location/Landfill: RIPON SUPERFUND LF

License #: 00467

Page 8 of 25

Well Description: P-107

Well #: 118

Parameter	Sample Date	
	4/28/2020	5/21/2019
Acetone		0.60
Benzene	0.021	
Carbon disulfide	0.019	
Chloroethane	0.21	0.081
Chloromethane	0.049	
cis-1,2-Dichloroethene	0.26	0.28
Dichlorodifluoromethane	0.035	
Trichloroethene	0.065	0.074
Vinyl chloride	0.84	0.95

Summary of Detected Organic Compounds

05/13/2020

Location/Landfill: RIPON SUPERFUND LF

License #: 00467

Page 9 of 25

Well Description: P-107D

Well #: 119

Parameter	Sample Date				
	4/28/2020	2/25/2020	10/21/2019	7/23/2019	5/21/2019
1,1-Dichloroethane			0.029		
1,2,4-Trimethylbenzene	0.021				
Acetone				0.61	0.87
Carbon disulfide	0.044	0.044	0.036		
Chloroethane		0.45	2.0	1.4	1.3
Chloromethane		0.053			
cis-1,2-Dichloroethene	0.81	0.66	2.1	1.9	1.7
Dichlorodifluoromethane			0.17		
Trichloroethene	0.037	0.043	0.12	0.14	0.12
Vinyl chloride	2.8	2.1	7.6	4.4	5.2

Summary of Detected Organic Compounds

05/13/2020

Location/Landfill: RIPON SUPERFUND LF

License #: 00467

Page 10 of 25

Well Description: MW-112

Well #: 121

Parameter	Sample Date		
	4/28/2020	7/22/2019	5/22/2019
Acetone	0.93		0.64
Chlorobenzene	0.047	0.10	0.058
Chloromethane	0.056		
cis-1,2-Dichloroethene	0.16	0.21	0.28
Dichlorodifluoromethane	0.032		
Tetrachloroethene	0.28	0.16	0.25
Trichloroethene	1.0	0.74	0.99
Vinyl chloride	0.025	0.040	0.031

Summary of Detected Organic Compounds

05/13/2020

Location/Landfill: RIPON SUPERFUND LF

License #: 00467

Page 11 of 25

Well Description: P-111D

Well #: 130

Parameter	Sample Date				
	4/28/2020	2/25/2020	10/21/2019	7/23/2019	5/22/2019
Acetone				0.63	0.45
Carbon disulfide	0.026	0.018	0.043		
Chloroethane	1.5	0.89	0.86	0.89	0.93
Chloromethane	0.047	0.11		0.040	
cis-1,2-Dichloroethene	3.3	2.8	2.9	3.3	2.8
Dichlorodifluoromethane	0.052		0.16		0.066
trans-1,2-Dichloroethene	0.042	0.035	0.042		
Vinyl chloride	3.6	3.0	4.6	4.6	4.2

Summary of Detected Organic Compounds

05/13/2020

Location/Landfill: **RIPON SUPERFUND LF** **License #:** **00467**

Page 12 of 25

Well Description: *MW-3A* **Well #:** **133**

Parameter	Sample Date			
	4/27/2020	2/25/2020	10/21/2019	7/22/2019

Acetone				0.35
Carbon disulfide	0.024		0.025	
Chloromethane	0.047	0.084	0.030	

Summary of Detected Organic Compounds

05/13/2020

Location/Landfill: RIPON SUPERFUND LF

License #: 00467

Page 13 of 25

Well Description: MW-3B

Well #: 134

Parameter	Sample Date				
	4/27/2020	2/25/2020	10/21/2019	7/22/2019	5/21/2019
Acetone				0.84	0.44
Carbon disulfide	0.022		0.027		
Chloromethane		0.073			
Vinyl chloride		0.035	0.051	0.065	0.058

Summary of Detected Organic Compounds

05/13/2020

Location/Landfill: RIPON SUPERFUND LF

License #: 00467

Page 14 of 25

Well Description: P-113A

Well #: 136

Parameter

Sample Date

4/27/2020 2/26/2020

Carbon disulfide	0.017	
Chloromethane		0.037

Summary of Detected Organic Compounds

05/13/2020

Location/Landfill: RIPON SUPERFUND LF

License #: 00467

Page 15 of 25

Well Description: P-113B

Well #: 138

Parameter	Sample Date				
	4/27/2020	2/25/2020	10/21/2019	7/22/2019	5/21/2019
Acetone	0.93			0.32	0.33
Carbon disulfide	0.019		0.025		
Chloromethane	0.046	0.048	0.030		

Summary of Detected Organic Compounds

05/13/2020

Location/Landfill: RIPON SUPERFUND LF

License #: 00467

Page 16 of 25

Well Description: P-114

Well #: 140

Parameter	Sample Date				
	4/27/2020	2/25/2020	10/21/2019	7/22/2019	5/22/2019
Acetone	0.84			0.72	0.47
Carbon disulfide	0.024		0.021		
Chloroethane	0.52	0.27	0.24	0.29	0.27
Chloromethane	0.042	0.039			
cis-1,2-Dichloroethene	2.1	1.8	1.6	2.1	1.7
Dichlorodifluoromethane	0.047		0.15		
p-Isopropyltoluene					0.15
Tetrahydrofuran	0.63				
trans-1,2-Dichloroethene	0.036				
Vinyl chloride	7.7	7.4	8.0	6.9	7.3

Summary of Detected Organic Compounds

05/13/2020

Location/Landfill: RIPON SUPERFUND LF

License #: 00467

Page 17 of 25

Well Description: P-103D

Well #: 141

Parameter	Sample Date				
	4/27/2020	2/26/2020	10/21/2019	7/23/2019	5/22/2019
Acetone				0.41	0.32
Benzene	0.022	0.022		0.042	
Carbon disulfide	0.018	0.017			
Chloromethane	0.045	0.082			
cis-1,2-Dichloroethene	0.26	0.25	0.25	0.24	0.30
Trichloroethene	0.054	0.062	0.050	0.10	0.086
Vinyl chloride	0.25	0.22	0.27	0.17	0.31

Summary of Detected Organic Compounds

05/13/2020

Location/Landfill: RIPON SUPERFUND LF

License #: 00467

Page 18 of 25

Well Description: P-115

Well #: 142

Parameter	Sample Date				
	4/27/2020	2/25/2020	10/21/2019	7/22/2019	5/22/2019
Acetone	0.93			0.71	0.55
Carbon disulfide	0.052	0.047	0.025		0.074
Chloromethane	0.042	0.040			
cis-1,2-Dichloroethene	0.19	0.17	0.15	0.14	0.14
Vinyl chloride	0.83	0.72	0.96	0.91	0.94

Summary of Detected Organic Compounds

05/13/2020

Location/Landfill: **RIPON SUPERFUND LF**

License #: **00467**

Page 19 of 25

Well Description: *P-116*

Well #: **143**

Parameter	Sample Date				
	4/27/2020	2/25/2020	10/21/2019	7/22/2019	5/22/2019
Acetone				0.59	0.75
Carbon disulfide	0.039	0.028	0.049		
Chloromethane	0.050	0.062			
Toluene					0.040

Summary of Detected Organic Compounds

05/13/2020

Location/Landfill: RIPON SUPERFUND LF

License #: 00467

Page 20 of 25

Well Description: P-117

Well #: 144

Parameter	Sample Date				
	4/27/2020	2/25/2020	10/21/2019	7/22/2019	5/21/2019
Acetone					0.55
Benzene	0.024	0.022			
Carbon disulfide	0.019	0.017			
Chloroethane	0.55	0.35	0.38	0.36	0.32
Chloromethane		0.084			
cis-1,2-Dichloroethene	0.77	0.69	0.78	0.84	0.76
Dichlorodifluoromethane			0.12		
Naphthalene	0.025	0.034			
Trichloroethene	0.046	0.047	0.061	0.061	
Vinyl chloride	1.2	1.1	1.5	1.3	1.2

Summary of Detected Organic Compounds

05/13/2020

Location/Landfill: RIPON SUPERFUND LF

License #: 00467

Page 21 of 25

Well Description: P-118

Well #: 145

Parameter	Sample Date				
	4/27/2020	2/25/2020	10/21/2019	7/22/2019	5/21/2019
Acetone					0.57
Carbon disulfide	0.023	0.028	0.054		
Chloromethane	0.053	0.084			
Naphthalene			0.026		0.044
Toluene	0.033	0.020	0.038	0.055	0.040
Vinyl chloride	0.047	0.024	0.079	0.064	0.057

Summary of Detected Organic Compounds

05/13/2020

Location/Landfill: RIPON SUPERFUND LF

License #: 00467

Page 22 of 25

Well Description: LC-1

Well #: 301

Parameter	Sample Date	
	4/28/2020	5/21/2019

1,1,2,2-Tetrachloroethane		30
1,2,4-Trimethylbenzene	33	110
1,3,5-Trimethylbenzene		44
2-Butanone	2100	
Acetone	780	
Ethylbenzene		29
Isopropylbenzene		11
m & p-Xylene	89	200
Naphthalene	37	100
o-Xylene		8.5
p-Isopropyltoluene		41
sec-Butylbenzene		11
Tetrahydrofuran	840	130

Summary of Detected Organic Compounds

05/13/2020

Location/Landfill: RIPON SUPERFUND LF

License #: 00467

Page 23 of 25

Well Description: LC-2

Well #: 302

Parameter	Sample Date	
	4/28/2020	5/21/2019

1,2,4-Trimethylbenzene	73	85
1,3,5-Trimethylbenzene	15	19
1,4-Dichlorobenzene	16	23
2-Butanone	2200	
Acetone	900	94
Benzene	14	18
Chlorobenzene	88	170
Ethylbenzene	14	8.5
Isopropylbenzene	9.7	13
m & p-Xylene	360	430
Naphthalene	9.9	16
n-Propylbenzene	8.1	10
p-Isopropyltoluene		9.8
Tetrahydrofuran	1000	110
Toluene		3.2

Summary of Detected Organic Compounds

05/13/2020

Location/Landfill: RIPON SUPERFUND LF

License #: 00467

Page 24 of 25

Well Description: LC-3

Well #: 303

Parameter	Sample Date
	4/28/2020 5/21/2019

1,2,4-Trimethylbenzene		5.8
1,3,5-Trimethylbenzene		5.0
2-Butanone	23000	280
Acetone	7400	1800
Benzene		4.1
Bromomethane		8.9
Carbon disulfide		75
cis-1,2-Dichloroethene	28	170
Ethylbenzene	6.8	69
m & p-Xylene	32	310
o-Xylene	9.7	78
Tetrahydrofuran		82
Toluene	15	260
Trichloroethene	3.1	14
Vinyl chloride	4.1	

Summary of Detected Organic Compounds

05/13/2020

Location/Landfill: **RIPON SUPERFUND LF**

License #: **00467**

Page 25 of 25

Well Description: *TRIP BLANK*

Well #: **999**

Parameter	Sample Date					
	4/28/2020	1/20/2020	10/21/2019	7/21/2019	7/2/2019	5/22/2019
Acetone	1.3		3.3	1.1	1.2	0.57
Carbon disulfide			0.021			
Chloromethane		0.49	0.046			
Methylene chloride	0.92	0.40	0.20	1.3	1.1	

QC SUMMARY REPORT

TRC ENVIRONMENTAL

Project Name: RIPON FF/NN LANDFILL

SDG #: 0

Folder #: 152925

Project #: 378957.0001.0002

Lab Control Spike Water

Analytical Run #:	170869	Analysis Date:	05/05/2020	Prep Batch #:	Matrix:	LIQUID
CTLab #:	416030	Analysis Time:	10:06	Prep Date/Time:	Method:	SW9056A
Parent Sample #:		Analyst:	TMG	Prep Analyst:		

Analyte	QC sample result	Units	Parent sample result	Qualifier(s)	Spike Amount Added	% Recovery	Control Limits	RPD	RPD Limit
Sulfate	25.31	mg/L			25.00	101	80 --- 120		

Method Blank Water

Analytical Run #:	170869	Analysis Date:	05/05/2020	Prep Batch #:	Matrix:	LIQUID
CTLab #:	416029	Analysis Time:	10:26	Prep Date/Time:	Method:	SW9056A
Parent Sample #:		Analyst:	TMG	Prep Analyst:		

Analyte	QC sample result	Units	Parent sample result	Qualifier(s)	Spike Amount Added	% Recovery	Control Limits	RPD	RPD Limit
Sulfate	0.8	mg/L		U	0		0.8		

Lab Control Spike Water

Analytical Run #:	170942	Analysis Date:	05/06/2020	Prep Batch #:	Matrix:	LIQUID
CTLab #:	415629	Analysis Time:	10:42	Prep Date/Time:	Method:	
Parent Sample #:		Analyst:	SRW	Prep Analyst:		

Analyte	QC sample result	Units	Parent sample result	Qualifier(s)	Spike Amount Added	% Recovery	Control Limits	RPD	RPD Limit
Nitrate+Nitrite Nitrogen Total	5.130	mg/L			5.000	103	90 --- 110		
Nitrate+Nitrite Nitrogen,Diss	5.130	mg/L			5.000	103	90 --- 110		

Method Blank Water

Analytical Run #:	170942	Analysis Date:	05/06/2020	Prep Batch #:	Matrix:	LIQUID
CTLab #:	415630	Analysis Time:	10:43	Prep Date/Time:	Method:	
Parent Sample #:		Analyst:	SRW	Prep Analyst:		

Analyte	QC sample result	Units	Parent sample result	Qualifier(s)	Spike Amount Added	% Recovery	Control Limits	RPD	RPD Limit
Nitrate+Nitrite Nitrogen	0.057	mg/L		U	0		0.057		

Matrix Spike Duplicate Water

Analytical Run #:	170942	Analysis Date:	05/06/2020	Prep Batch #:	Matrix:	GROUND WATER
CTLab #:	415770	Analysis Time:	10:47	Prep Date/Time:	Method:	
Parent Sample #:	415769	Analyst:	SRW	Prep Analyst:		

Analyte	QC sample result	Units	Parent sample result	Qualifier(s)	Spike Amount Added	% Recovery	Control Limits	RPD	RPD Limit
Nitrate+Nitrite Nitrogen	2.26	mg/L	BDL		2.00	113	90 --- 110	13	20

MS and/or MSD recovery above control limits; possible high bias
 MS/MSD were performed on non-project samples. N/A

Matrix Spike Duplicate Water

Analytical Run #:	170942	Analysis Date:	05/06/2020	Prep Batch #:	Matrix:	GROUND WATER
CTLab #:	415774	Analysis Time:	11:08	Prep Date/Time:	Method:	
Parent Sample #:	415773	Analyst:	SRW	Prep Analyst:		

Analyte	QC sample result	Units	Parent sample result	Qualifier(s)	Spike Amount Added	% Recovery	Control Limits	RPD	RPD Limit
Nitrate+Nitrite Nitrogen	2.17	mg/L	BDL		2.00	108	90 --- 110	2	20

Matrix Spike Water

Analytical Run #:	170942	Analysis Date:	05/06/2020	Prep Batch #:	Matrix:	GROUND WATER
CTLab #:	415769	Analysis Time:	10:46	Prep Date/Time:	Method:	
Parent Sample #:	413596	Analyst:	SRW	Prep Analyst:		

Analyte	QC sample result	Units	Parent sample result	Qualifier(s)	Spike Amount Added	% Recovery	Control Limits	RPD	RPD Limit
Nitrate+Nitrite Nitrogen	1.99	mg/L	BDL		2.00	100	90 --- 110		20

Matrix Spike Water

Analytical Run #:	170942	Analysis Date:	05/06/2020	Prep Batch #:	Matrix:	GROUND WATER
CTLab #:	415773	Analysis Time:	11:06	Prep Date/Time:	Method:	
Parent Sample #:	413620	Analyst:	SRW	Prep Analyst:		

Analyte	QC sample result	Units	Parent sample result	Qualifier(s)	Spike Amount Added	% Recovery	Control Limits	RPD	RPD Limit
Nitrate+Nitrite Nitrogen	2.13	mg/L	BDL		2.00	106	90 --- 110		20

Lab Control Spike Water

Analytical Run #:	170944	Analysis Date:	05/06/2020	Prep Batch #:	Matrix:	LIQUID
CTLab #:	415631	Analysis Time:	11:19	Prep Date/Time:	Method:	
Parent Sample #:		Analyst:	SRW	Prep Analyst:		

Analyte	QC sample result	Units	Parent sample result	Qualifier(s)	Spike Amount Added	% Recovery	Control Limits	RPD	RPD Limit
Nitrate+Nitrite Nitrogen Total	5.270	mg/L			5.000	105	90 --- 110		
Nitrate+Nitrite Nitrogen,Diss	5.270	mg/L			5.000	105	90 --- 110		

Method Blank Water

Analytical Run #:	170944	Analysis Date:	05/06/2020	Prep Batch #:	Matrix:	LIQUID
CTLab #:	415632	Analysis Time:	11:20	Prep Date/Time:	Method:	
Parent Sample #:		Analyst:	SRW	Prep Analyst:		

Analyte	QC sample result	Units	Parent sample result	Qualifier(s)	Spike Amount Added	% Recovery	Control Limits	RPD	RPD Limit
Nitrate+Nitrite Nitrogen	0.057	mg/L		U	0		0.057		

Matrix Spike Duplicate Water

Analytical Run #:	170944	Analysis Date:	05/06/2020	Prep Batch #:	Matrix:	GROUND WATER
CTLab #:	415800	Analysis Time:	11:26	Prep Date/Time:	Method:	
Parent Sample #:	415797	Analyst:	SRW	Prep Analyst:		

Analyte	QC sample result	Units	Parent sample result	Qualifier(s)	Spike Amount Added	% Recovery	Control Limits	RPD	RPD Limit
Nitrate+Nitrite Nitrogen	2.28	mg/L	BDL		2.00	114	90 --- 110	4	20

MS and/or MSD recovery above control limits; possible high bias
 MS/MSD were performed on non-project samples. N/A

Matrix Spike Water

Analytical Run #:	170944	Analysis Date:	05/06/2020	Prep Batch #:	Matrix:	GROUND WATER
CTLab #:	415797	Analysis Time:	11:22	Prep Date/Time:	Method:	
Parent Sample #:	413628	Analyst:	SRW	Prep Analyst:		

Analyte	QC sample result	Units	Parent sample result	Qualifier(s)	Spike Amount Added	% Recovery	Control Limits	RPD	RPD Limit
Nitrate+Nitrite Nitrogen	2.19	mg/L	BDL		2.00	110	90 --- 110		20

Lab Control Spike Water

Analytical Run #:	170945	Analysis Date:	05/06/2020	Prep Batch #:	Matrix:	LIQUID
CTLab #:	415633	Analysis Time:	11:49	Prep Date/Time:	Method:	
Parent Sample #:		Analyst:	SRW	Prep Analyst:		

Analyte	QC sample result	Units	Parent sample result	Qualifier(s)	Spike Amount Added	% Recovery	Control Limits	RPD	RPD Limit
Nitrate+Nitrite Nitrogen Total	5.160	mg/L			5.000	103	90 --- 110		
Nitrate+Nitrite Nitrogen,Diss	5.160	mg/L			5.000	103	90 --- 110		

Method Blank Water

Analytical Run #:	170945	Analysis Date:	05/06/2020	Prep Batch #:	Matrix:	LIQUID
CTLab #:	415634	Analysis Time:	11:50	Prep Date/Time:	Method:	
Parent Sample #:		Analyst:	SRW	Prep Analyst:		

Analyte	QC sample result	Units	Parent sample result	Qualifier(s)	Spike Amount Added	% Recovery	Control Limits	RPD	RPD Limit
Nitrate+Nitrite Nitrogen	0.057	mg/L		U	0		0.057		

Matrix Spike Duplicate Water

Analytical Run #:	170945	Analysis Date:	05/06/2020	Prep Batch #:	Matrix:	LEACHATE
CTLab #:	415828	Analysis Time:	11:57	Prep Date/Time:	Method:	
Parent Sample #:	415827	Analyst:	SRW	Prep Analyst:		

Analyte	QC sample result	Units	Parent sample result	Qualifier(s)	Spike Amount Added	% Recovery	Control Limits	RPD	RPD Limit
Nitrate+Nitrite Nitrogen	0.991	mg/L	0.061		2.00	46	90 --- 110	2	20

MS and/or MSD recovery below control limits; possible low bias MS/MSD were performed on non-project samples.

Matrix Spike Water

Analytical Run #:	170945	Analysis Date:	05/06/2020	Prep Batch #:	Matrix:	LEACHATE
CTLab #:	415827	Analysis Time:	11:56	Prep Date/Time:	Method:	
Parent Sample #:	413624	Analyst:	SRW	Prep Analyst:		

Analyte	QC sample result	Units	Parent sample result	Qualifier(s)	Spike Amount Added	% Recovery	Control Limits	RPD	RPD Limit
Nitrate+Nitrite Nitrogen	0.970	mg/L	0.061		2.00	45	90 --- 110		20

Lab Control Spike Water

Analytical Run #:	171012	Analysis Date:	05/08/2020	Prep Batch #:	Matrix:	LIQUID
CTLab #:	417657	Analysis Time:	17:39	Prep Date/Time:	Method:	SW9056A
Parent Sample #:		Analyst:	TMG	Prep Analyst:		

Analyte	QC sample result	Units	Parent sample result	Qualifier(s)	Spike Amount Added	% Recovery	Control Limits	RPD	RPD Limit
Sulfate	24.52	mg/L			25.00	98	80 --- 120		

Method Blank Water

Analytical Run #:	171012	Analysis Date:	05/08/2020	Prep Batch #:	Matrix:	LIQUID
CTLab #:	417658	Analysis Time:	18:00	Prep Date/Time:	Method:	SW9056A
Parent Sample #:		Analyst:	TMG	Prep Analyst:		

Analyte	QC sample result	Units	Parent sample result	Qualifier(s)	Spike Amount Added	% Recovery	Control Limits	RPD	RPD Limit
Sulfate	0.8	mg/L		U	0		0.8		

Duplicate

Analytical Run #:	171013	Analysis Date:	05/08/2020	Prep Batch #:	Matrix:	LEACHATE
CTLab #:	417428	Analysis Time:	09:52	Prep Date/Time:	Method:	SW9056A
Parent Sample #:	413624	Analyst:	TMG	Prep Analyst:		

Analyte	QC sample result	Units	Parent sample result	Qualifier(s)	Spike Amount Added	% Recovery	Control Limits	RPD	RPD Limit
Total Sulfate	2.77	mg/L	2.9					5	11

Lab Control Spike Water

Analytical Run #:	171013	Analysis Date:	05/08/2020	Prep Batch #:	Matrix:	LIQUID
CTLab #:	417426	Analysis Time:	08:48	Prep Date/Time:	Method:	SW9056A
Parent Sample #:		Analyst:	TMG	Prep Analyst:		

Analyte	QC sample result	Units	Parent sample result	Qualifier(s)	Spike Amount Added	% Recovery	Control Limits	RPD	RPD Limit
Sulfate	24.77	mg/L			25.00	99	80 --- 120		

Method Blank Water

Analytical Run #:	171013	Analysis Date:	05/08/2020	Prep Batch #:	Matrix:	LIQUID
CTLab #:	417427	Analysis Time:	09:10	Prep Date/Time:	Method:	SW9056A
Parent Sample #:		Analyst:	TMG	Prep Analyst:		

Analyte	QC sample result	Units	Parent sample result	Qualifier(s)	Spike Amount Added	% Recovery	Control Limits	RPD	RPD Limit
Sulfate	0.8	mg/L		U	0		0.8		

Matrix Spike Water

Analytical Run #:	171013	Analysis Date:	05/08/2020	Prep Batch #:	Matrix:	LEACHATE
CTLab #:	417429	Analysis Time:	10:13	Prep Date/Time:	Method:	SW9056A
Parent Sample #:	413624	Analyst:	TMG	Prep Analyst:		

Analyte	QC sample result	Units	Parent sample result	Qualifier(s)	Spike Amount Added	% Recovery	Control Limits	RPD	RPD Limit
Total Sulfate	10.1	mg/L	2.9		8.00	90	4 --- 187		20

Matrix Spike Duplicate Water

Analytical Run #:	170824	Analysis Date:	05/01/2020	Prep Batch #:	Matrix:	GROUND WATER
CTLab #:	415343	Analysis Time:	16:24	Prep Date/Time:	Method:	SW6010
Parent Sample #:	415342	Analyst:	DC	Prep Analyst:		

Analyte	QC sample result	Units	Parent sample result	Qualifier(s)	Spike Amount Added	% Recovery	Control Limits	RPD	RPD Limit
Manganese	1010	ug/L	95.6		1000	91	67 --- 121	6	13

Matrix Spike Duplicate Water

Analytical Run #:	170824	Analysis Date:	05/01/2020	Prep Batch #:	Matrix:	GROUND WATER
CTLab #:	415351	Analysis Time:	19:51	Prep Date/Time:	Method:	SW6010
Parent Sample #:	415350	Analyst:	DC	Prep Analyst:		

Analyte	QC sample result	Units	Parent sample result	Qualifier(s)	Spike Amount Added	% Recovery	Control Limits	RPD	RPD Limit
Manganese	1050	ug/L	192		1000	86	67 --- 121	4	13

Matrix Spike Water

Analytical Run #:	170824	Analysis Date:	05/01/2020	Prep Batch #:	Matrix:	GROUND WATER
CTLab #:	415342	Analysis Time:	16:18	Prep Date/Time:	Method:	SW6010
Parent Sample #:	413596	Analyst:	DC	Prep Analyst:		

Analyte	QC sample result	Units	Parent sample result	Qualifier(s)	Spike Amount Added	% Recovery	Control Limits	RPD	RPD Limit
Manganese	955	ug/L	95.6		1000	86	67 --- 121		13

Matrix Spike Water

Analytical Run #:	170824	Analysis Date:	05/01/2020	Prep Batch #:	Matrix:	GROUND WATER
CTLab #:	415350	Analysis Time:	19:45	Prep Date/Time:	Method:	SW6010
Parent Sample #:	413632	Analyst:	DC	Prep Analyst:		

Analyte	QC sample result	Units	Parent sample result	Qualifier(s)	Spike Amount Added	% Recovery	Control Limits	RPD	RPD Limit
Manganese	1090	ug/L	192		1000	90	67 --- 121		13

Duplicate

Analytical Run #:	170770	Analysis Date:	05/05/2020	Prep Batch #:	Matrix:	GROUND WATER
CTLab #:	415676	Analysis Time:	22:12	Prep Date/Time:	Method:	524
Parent Sample #:	413614	Analyst:	DGS	Prep Analyst:		

Analyte	QC sample result	Units	Parent sample result	Qualifier(s)	Spike Amount Added	% Recovery	Control Limits	RPD	RPD Limit
1,1,1,2-Tetrachloroethane	0.170	ug/L	0	U				0	20
1,1,1-Trichloroethane	0.170	ug/L	0	U				0	20
1,1,2,2-Tetrachloroethane	0.170	ug/L	0	U				0	20
1,1,2-Trichloroethane	0.170	ug/L	0	U				0	20
1,1-Dichloroethane	0.170	ug/L	0	U				0	20
1,1-Dichloroethene	0.170	ug/L	0	U				0	20
1,1-Dichloropropene	0.170	ug/L	0	U				0	20
1,2,3-Trichlorobenzene	0.170	ug/L	0	U				0	20
1,2,3-Trichloropropane	0.170	ug/L	0	U				0	20
1,2,4-Trichlorobenzene	0.170	ug/L	0	U				0	20
1,2,4-Trimethylbenzene	0.170	ug/L	0	U				0	20
1,2-Dichlorobenzene	0.170	ug/L	0	U				0	20
1,2-Dichlorobenzene-d4	101	% Recovery			100	101	80 --- 120		
1,2-Dichloroethane	0.170	ug/L	0	U				0	20
1,2-Dichloropropane	0.170	ug/L	0	U				0	20
1,3,5-Trimethylbenzene	0.170	ug/L	0	U				0	20
1,3-Dichlorobenzene	0.170	ug/L	0	U				0	20
1,3-Dichloropropane	0.170	ug/L	0	U				0	20
1,4-Dichlorobenzene	0.170	ug/L	0	U				0	20
2,2-Dichloropropane	0.170	ug/L	0	U				0	20
2-Chlorotoluene	0.170	ug/L	0	U				0	20
4-Chlorotoluene	0.170	ug/L	0	U				0	20
Benzene	0.170	ug/L	0	U				0	20
Bromobenzene	0.170	ug/L	0	U				0	20
Bromochloromethane	0.170	ug/L	0	U				0	20
Bromodichloromethane	0.170	ug/L	0	U				0	20
Bromofluorobenzene	100	% Recovery			100	100	80 --- 120		
Bromoform	0.170	ug/L	0	U				0	20
Bromomethane	0.170	ug/L	0	U				0	20
Carbon tetrachloride	0.170	ug/L	0	U				0	20
Chlorobenzene	0.170	ug/L	0	U				0	20
Chlorodibromomethane	0.170	ug/L	0	U				0	20
Chloroethane	0.170	ug/L	0	U				0	20
Chloroform	0.170	ug/L	0	U				0	20
Chloromethane	0.170	ug/L	0	U				0	20
cis-1,2-Dichloroethene	0.170	ug/L	0	U				0	20
cis-1,3-Dichloropropene	0.170	ug/L	0	U				0	20
Dibromomethane	0.170	ug/L	0	U				0	20
Dichlorodifluoromethane	0.170	ug/L	0	U				0	20
Ethylbenzene	0.170	ug/L	0	U				0	20
Hexachlorobutadiene	0.170	ug/L	0	U				0	20
Isopropylbenzene	0.170	ug/L	0	U				0	20

Duplicate

Analytical Run #:	170770	Analysis Date:	05/05/2020	Prep Batch #:	Matrix:	GROUND WATER
CTLab #:	415676	Analysis Time:	22:12	Prep Date/Time:	Method:	524
Parent Sample #:	413614	Analyst:	DGS	Prep Analyst:		

Analyte	QC sample result	Units	Parent sample result	Qualifier(s)	Spike Amount Added	% Recovery	Control Limits	RPD	RPD Limit
Methyl tert-butyl ether	0.170	ug/L	0	U				0	20
Methylene chloride	0.170	ug/L	0	U				0	20
n-Butylbenzene	0.170	ug/L	0	U				0	20
n-Propylbenzene	0.170	ug/L	0	U				0	20
Naphthalene	0.170	ug/L	0	U				0	20
p-Isopropyltoluene	0.170	ug/L	0	U				0	20
sec-Butylbenzene	0.170	ug/L	0	U				0	20
Styrene	0.170	ug/L	0	U				0	20
tert-Butylbenzene	0.170	ug/L	0	U				0	20
Tetrachloroethene	0.170	ug/L	0	U				0	20
Toluene	0.170	ug/L	0	U				0	20
trans-1,2-Dichloroethene	0.170	ug/L	0	U				0	20
trans-1,3-Dichloropropene	0.170	ug/L	0	U				0	20
Trichloroethene	0.170	ug/L	0	U				0	20
Trichlorofluoromethane	0.170	ug/L	0	U				0	20
Vinyl chloride	0.170	ug/L	0	U				0	20

Lab Control Spike Water

Analytical Run #:	170770	Analysis Date:	05/05/2020	Prep Batch #:	Matrix:	LIQUID
CTLab #:	415669	Analysis Time:	16:41	Prep Date/Time:	Method:	524
Parent Sample #:		Analyst:	DGS	Prep Analyst:		

Analyte	QC sample result	Units	Parent sample result	Qualifier(s)	Spike Amount Added	% Recovery	Control Limits	RPD	RPD Limit
1,1,1,2-Tetrachloroethane	3.88	ug/L			4.00	97	80 --- 120		20
1,1,1-Trichloroethane	4.15	ug/L			4.00	104	80 --- 120		20
1,1,2,2-Tetrachloroethane	4.24	ug/L			4.00	106	80 --- 120		20
1,1,2-Trichloroethane	3.96	ug/L			4.00	99	80 --- 120		20
1,1-Dichloroethane	3.88	ug/L			4.00	97	80 --- 120		20
1,1-Dichloroethene	4.17	ug/L			4.00	104	80 --- 120		20
1,1-Dichloropropene	3.78	ug/L			4.00	94	80 --- 120		20
1,2,3-Trichlorobenzene	4.08	ug/L			4.00	102	80 --- 120		20
1,2,3-Trichloropropane	3.98	ug/L			4.00	100	80 --- 120		20
1,2,4-Trichlorobenzene	3.90	ug/L			4.00	98	80 --- 120		20
1,2,4-Trimethylbenzene	4.08	ug/L			4.00	102	80 --- 120		20
1,2-Dichlorobenzene	4.07	ug/L			4.00	102	80 --- 120		20
1,2-Dichlorobenzene-d4	101	% Recovery			100	101	80 --- 120		20
1,2-Dichloroethane	3.84	ug/L			4.00	96	80 --- 120		20
1,2-Dichloropropane	3.85	ug/L			4.00	96	80 --- 120		20
1,3,5-Trimethylbenzene	4.22	ug/L			4.00	106	80 --- 120		20
1,3-Dichlorobenzene	3.87	ug/L			4.00	97	80 --- 120		20
1,3-Dichloropropane	4.01	ug/L			4.00	100	80 --- 120		20
1,4-Dichlorobenzene	4.05	ug/L			4.00	101	80 --- 120		20
2,2-Dichloropropane	3.59	ug/L			4.00	90	80 --- 120		20
2-Chlorotoluene	4.10	ug/L			4.00	102	80 --- 120		20
4-Chlorotoluene	4.10	ug/L			4.00	102	80 --- 120		20
Benzene	3.89	ug/L			4.00	97	80 --- 120		20
Bromobenzene	4.00	ug/L			4.00	100	80 --- 120		20
Bromochloromethane	3.84	ug/L			4.00	96	80 --- 120		20
Bromodichloromethane	3.84	ug/L			4.00	96	80 --- 120		20
Bromofluorobenzene	102	% Recovery			100	102	80 --- 120		20
Bromoform	3.34	ug/L			4.00	84	80 --- 120		20
Bromomethane	4.59	ug/L			4.00	115	80 --- 120		20
Carbon tetrachloride	4.15	ug/L			4.00	104	80 --- 120		20
Chlorobenzene	3.82	ug/L			4.00	96	80 --- 120		20
Chlorodibromomethane	3.99	ug/L			4.00	100	80 --- 120		20
Chloroethane	4.16	ug/L			4.00	104	80 --- 120		20
Chloroform	4.07	ug/L			4.00	102	80 --- 120		20
Chloromethane	3.94	ug/L			4.00	98	80 --- 120		20
cis-1,2-Dichloroethene	3.95	ug/L			4.00	99	80 --- 120		20
cis-1,3-Dichloropropene	3.81	ug/L			4.00	95	80 --- 120		20
Dibromomethane	3.76	ug/L			4.00	94	80 --- 120		20
Dichlorodifluoromethane	4.30	ug/L			4.00	108	80 --- 120		20
Ethylbenzene	3.91	ug/L			4.00	98	80 --- 120		20
Hexachlorobutadiene	4.32	ug/L			4.00	108	80 --- 120		20
Isopropylbenzene	4.11	ug/L			4.00	103	80 --- 120		20

Lab Control Spike Water

Analytical Run #:	170770	Analysis Date:	05/05/2020	Prep Batch #:	Matrix:	LIQUID
CTLab #:	415669	Analysis Time:	16:41	Prep Date/Time:	Method:	524
Parent Sample #:		Analyst:	DGS	Prep Analyst:		

Analyte	QC sample result	Units	Parent sample result	Qualifier(s)	Spike Amount Added	% Recovery	Control Limits	RPD	RPD Limit
Methyl tert-butyl ether	3.94	ug/L			4.00	98	80 --- 120		20
Methylene chloride	3.81	ug/L			4.00	95	80 --- 120		20
n-Butylbenzene	4.07	ug/L			4.00	102	80 --- 120		20
n-Propylbenzene	4.19	ug/L			4.00	105	80 --- 120		20
Naphthalene	4.17	ug/L			4.00	104	80 --- 120		20
p-Isopropyltoluene	4.21	ug/L			4.00	105	80 --- 120		20
sec-Butylbenzene	4.31	ug/L			4.00	108	80 --- 120		20
Styrene	3.97	ug/L			4.00	99	80 --- 120		20
tert-Butylbenzene	4.17	ug/L			4.00	104	80 --- 120		20
Tetrachloroethene	4.02	ug/L			4.00	100	80 --- 120		20
Toluene	3.98	ug/L			4.00	100	80 --- 120		20
trans-1,2-Dichloroethene	4.02	ug/L			4.00	100	80 --- 120		20
trans-1,3-Dichloropropene	4.09	ug/L			4.00	102	80 --- 120		20
Trichloroethene	4.00	ug/L			4.00	100	80 --- 120		20
Trichlorofluoromethane	4.29	ug/L			4.00	107	80 --- 120		20
Vinyl chloride	4.15	ug/L			4.00	104	80 --- 120		20

Method Blank Water

Analytical Run #: 170770	Analysis Date: 05/05/2020	Prep Batch #:	Matrix: LIQUID
CTLab #: 415670	Analysis Time: 17:41	Prep Date/Time:	Method: 524
Parent Sample #:	Analyst: DGS	Prep Analyst:	

Analyte	QC sample result	Units	Parent sample result	Qualifier(s)	Spike Amount Added	% Recovery	Control Limits	RPD	RPD Limit
1,1,1,2-Tetrachloroethane	0.3	ug/L		U	0		0.3		
1,1,1-Trichloroethane	0.28	ug/L		U	0		0.28		
1,1,2,2-Tetrachloroethane	0.5	ug/L		U	0		0.5		
1,1,2-Trichloroethane	0.4	ug/L		U	0		0.4		
1,1-Dichloroethane	0.28	ug/L		U	0		0.28		
1,1-Dichloroethene	0.3	ug/L		U	0		0.3		
1,1-Dichloropropene	0.3	ug/L		U	0		0.3		
1,2,3-Trichlorobenzene	0.5	ug/L		U	0		0.5		
1,2,3-Trichloropropane	0.25	ug/L		U	0		0.25		
1,2,4-Trichlorobenzene	0.4	ug/L		U	0		0.4		
1,2,4-Trimethylbenzene	0.3	ug/L		U	0		0.3		
1,2-Dichlorobenzene	0.4	ug/L		U	0		0.4		
1,2-Dichlorobenzene-d4	100	% Recovery			100	100	80 --- 120		
1,2-Dichloroethane	0.23	ug/L		U	0		0.23		
1,2-Dichloropropane	0.3	ug/L		U	0		0.3		
1,3,5-Trimethylbenzene	0.29	ug/L		U	0		0.29		
1,3-Dichlorobenzene	0.26	ug/L		U	0		0.26		
1,3-Dichloropropane	0.3	ug/L		U	0		0.3		
1,4-Dichlorobenzene	0.29	ug/L		U	0		0.29		
2,2-Dichloropropane	0.4	ug/L		U	0		0.4		
2-Chlorotoluene	0.3	ug/L		U	0		0.3		
4-Chlorotoluene	0.4	ug/L		U	0		0.4		
Benzene	0.26	ug/L		U	0		0.26		
Bromobenzene	0.4	ug/L		U	0		0.4		
Bromochloromethane	0.4	ug/L		U	0		0.4		
Bromodichloromethane	0.24	ug/L		U	0		0.24		
Bromofluorobenzene	102	% Recovery			100	102	80 --- 120		
Bromoform	0.4	ug/L		U	0		0.4		
Bromomethane	0.4	ug/L		U	0		0.4		
Carbon tetrachloride	0.28	ug/L		U	0		0.28		
Chlorobenzene	0.25	ug/L		U	0		0.25		
Chlorodibromomethane	0.4	ug/L		U	0		0.4		
Chloroethane	0.4	ug/L		U	0		0.4		
Chloroform	0.23	ug/L		U	0		0.23		
Chloromethane	0.19	ug/L		U	0		0.19		
cis-1,2-Dichloroethene	0.28	ug/L		U	0		0.28		
cis-1,3-Dichloropropene	0.22	ug/L		U	0		0.22		
Dibromomethane	0.3	ug/L		U	0		0.3		
Dichlorodifluoromethane	0.3	ug/L		U	0		0.3		
Ethylbenzene	0.27	ug/L		U	0		0.27		
Hexachlorobutadiene	0.4	ug/L		U	0		0.4		
Isopropylbenzene	0.29	ug/L		U	0		0.29		

Method Blank Water

Analytical Run #:	170770	Analysis Date:	05/05/2020	Prep Batch #:	Matrix:	LIQUID
CTLab #:	415670	Analysis Time:	17:41	Prep Date/Time:	Method:	524
Parent Sample #:		Analyst:	DGS	Prep Analyst:		

Analyte	QC sample result	Units	Parent sample result	Qualifier(s)	Spike Amount Added	% Recovery	Control Limits	RPD	RPD Limit
Methyl tert-butyl ether	0.26	ug/L		U	0		0.26		
Methylene chloride	0.30	ug/L		U	0		0.30		
n-Butylbenzene	0.3	ug/L		U	0		0.3		
n-Propylbenzene	0.26	ug/L		U	0		0.26		
Naphthalene	0.5	ug/L		U	0		0.5		
p-Isopropyltoluene	0.25	ug/L		U	0		0.25		
sec-Butylbenzene	0.26	ug/L		U	0		0.26		
Styrene	0.3	ug/L		U	0		0.3		
tert-Butylbenzene	0.24	ug/L		U	0		0.24		
Tetrachloroethene	0.26	ug/L		U	0		0.26		
Toluene	0.25	ug/L		U	0		0.25		
trans-1,2-Dichloroethene	0.23	ug/L		U	0		0.23		
trans-1,3-Dichloropropene	0.28	ug/L		U	0		0.28		
Trichloroethene	0.3	ug/L		U	0		0.3		
Trichlorofluoromethane	0.24	ug/L		U	0		0.24		
Vinyl chloride	0.17	ug/L		U	0		0.17		

Lab Control Spike Duplicate Water

Analytical Run #:	170841	Analysis Date:	05/04/2020	Prep Batch #:	Matrix:	LIQUID
CTLab #:	414751	Analysis Time:	19:49	Prep Date/Time:	Method:	SW8260C
Parent Sample #:	414444	Analyst:	RLD	Prep Analyst:		

Analyte	QC sample result	Units	Parent sample result	Qualifier(s)	Spike Amount Added	% Recovery	Control Limits	RPD	RPD Limit
1,1,1,2-Tetrachloroethane	9.89	ug/L	9.36		10.0	99	86 --- 112	6	20
1,1,1-Trichloroethane	9.98	ug/L	9.47		10.0	100	88 --- 120	5	20
1,1,2,2-Tetrachloroethane	9.33	ug/L	8.57		10.0	93	83 --- 116	8	20
1,1,2-Trichloroethane	9.81	ug/L	9.22		10.0	98	86 --- 115	6	20
1,1-Dichloroethane	9.90	ug/L	9.27		10.0	99	86 --- 117	7	20
1,1-Dichloroethene	10.2	ug/L	9.37		10.0	102	86 --- 119	8	20
1,1-Dichloropropene	10.2	ug/L	9.21		10.0	102	87 --- 117	10	20
1,2 Dichloroethane-d4	102	% Recovery			100	102	90 --- 111		
1,2,3-Trichlorobenzene	9.54	ug/L	8.60		10.0	95	81 --- 114	10	20
1,2,3-Trichloropropane	8.19	ug/L	9.06		10.0	82	77 --- 120	10	20
1,2,4-Trichlorobenzene	9.52	ug/L	9.25		10.0	95	80 --- 116	3	20
1,2,4-Trimethylbenzene	9.95	ug/L	9.67		10.0	100	91 --- 118	3	20
1,2-Dibromo-3-chloropropane	9.07	ug/L	8.45		10.0	91	68 --- 122	7	20
1,2-Dibromoethane	9.59	ug/L	9.12		10.0	96	87 --- 113	5	20
1,2-Dichlorobenzene	9.73	ug/L	9.13		10.0	97	88 --- 113	6	20
1,2-Dichloroethane	9.61	ug/L	9.17		10.0	96	84 --- 120	5	20
1,2-Dichloropropane	9.49	ug/L	9.62		10.0	95	85 --- 116	1	20
1,3,5-Trimethylbenzene	10.1	ug/L	9.73		10.0	101	90 --- 119	4	20
1,3-Dichlorobenzene	9.57	ug/L	9.09		10.0	96	89 --- 113	5	20
1,3-Dichloropropane	10.3	ug/L	9.36		10.0	103	87 --- 115	10	20
1,4-Dichlorobenzene	9.57	ug/L	9.43		10.0	96	87 --- 113	1	20
2,2-Dichloropropane	7.98	ug/L	10.0		10.0	80	75 --- 127	22	20
2-Butanone	94.4	ug/L	82.1		100	94	68 --- 133	14	20
2-Chlorotoluene	9.76	ug/L	9.34		10.0	98	88 --- 117	4	20
2-Hexanone	94.4	ug/L	80.4		100	94	71 --- 134	16	20
4-Chlorotoluene	9.89	ug/L	9.58		10.0	99	88 --- 119	3	20
4-Methyl-2-pentanone	99.6	ug/L	84.9		100	100	78 --- 127	16	20
Acetone	96.5	ug/L	87.2		100	96	66 --- 137	10	20
Benzene	10.3	ug/L	9.76		10.0	103	90 --- 119	5	20
Bromobenzene	9.49	ug/L	9.07		10.0	95	86 --- 113	5	20
Bromochloromethane	9.33	ug/L	8.93		10.0	93	81 --- 120	4	20
Bromodichloromethane	9.75	ug/L	9.76		10.0	98	87 --- 116	0	20
Bromofluorobenzene	97.0	% Recovery			100	97.0	88 --- 108		
Bromoform	8.79	ug/L	9.18		10.0	88	72 --- 124	4	20
Bromomethane	5.02	ug/L	9.23		10.0	50	40 --- 169	59	20
Carbon disulfide	20.8	ug/L	20.8		20.0	104	89 --- 124	0	20
Carbon tetrachloride	9.80	ug/L	9.48		10.0	98	82 --- 127	3	20
Chlorobenzene	9.79	ug/L	9.24		10.0	98	89 --- 114	6	20
Chloroethane	10.1	ug/L	9.00		10.0	101	78 --- 128	12	20
Chloroform	9.74	ug/L	9.37		10.0	97	88 --- 115	4	20
Chloromethane	9.70	ug/L	9.53		10.0	97	63 --- 135	2	20
cis-1,2-Dichloroethene	9.53	ug/L	9.46		10.0	95	87 --- 115	1	20

Lab Control Spike Duplicate Water

Analytical Run #:	170841	Analysis Date:	05/04/2020	Prep Batch #:	Matrix:	LIQUID
CTLab #:	414751	Analysis Time:	19:49	Prep Date/Time:	Method:	SW8260C
Parent Sample #:	414444	Analyst:	RLD	Prep Analyst:		

Analyte	QC sample result	Units	Parent sample result	Qualifier(s)	Spike Amount Added	% Recovery	Control Limits	RPD	RPD Limit
cis-1,3-Dichloropropene	9.50	ug/L	9.59		10.0	95	86 --- 115	1	20
d8-Toluene	102	% Recovery			100	102	95 --- 105		
Dibromochloromethane	9.36	ug/L	9.29		10.0	94	82 --- 117	1	20
Dibromofluoromethane	104	% Recovery			100	104	92 --- 107		
Dibromomethane	9.76	ug/L	9.03		10.0	98	84 --- 115	8	20
Dichlorodifluoromethane	10.4	ug/L	10.1		10.0	104	76 --- 129	3	20
Diisopropyl ether	9.72	ug/L	9.22		10.0	97	82 --- 123	5	20
Ethylbenzene	10.2	ug/L	9.78		10.0	102	92 --- 119	4	20
Hexachlorobutadiene	9.31	ug/L	9.59		10.0	93	84 --- 120	3	20
Isopropylbenzene	10.2	ug/L	9.92		10.0	102	91 --- 121	3	20
m & p-Xylene	19.5	ug/L	18.9		20.0	98	91 --- 117	3	20
Methyl tert-butyl ether	9.57	ug/L	9.06		10.0	96	85 --- 115	5	20
Methylene chloride	9.31	ug/L	8.95		10.0	93	71 --- 128	4	20
n-Butylbenzene	9.56	ug/L	9.48		10.0	96	88 --- 122	1	20
n-Propylbenzene	9.69	ug/L	9.44		10.0	97	90 --- 123	3	20
Naphthalene	10.2	ug/L	9.09		10.0	102	64 --- 129	12	20
o-Xylene	9.85	ug/L	9.05		10.0	98	89 --- 115	8	20
p-Isopropyltoluene	10.2	ug/L	9.80		10.0	102	91 --- 119	4	20
sec-Butylbenzene	9.95	ug/L	9.71		10.0	100	92 --- 122	2	20
Styrene	9.85	ug/L	9.60		10.0	98	90 --- 116	3	20
tert-Butylbenzene	9.78	ug/L	9.47		10.0	98	90 --- 118	3	20
Tetrachloroethene	10.0	ug/L	9.59		10.0	100	86 --- 120	4	20
Tetrahydrofuran	97.2	ug/L	85.8		100	97	72 --- 135	12	20
Toluene	9.84	ug/L	9.58		10.0	98	89 --- 117	3	20
trans-1,2-Dichloroethene	9.71	ug/L	9.06		10.0	97	86 --- 116	7	20
trans-1,3-Dichloropropene	9.28	ug/L	9.82		10.0	93	84 --- 115	6	20
Trichloroethene	9.70	ug/L	8.91		10.0	97	86 --- 117	8	20
Trichlorofluoromethane	10.5	ug/L	9.73		10.0	105	83 --- 133	8	20
Vinyl acetate	99.6	ug/L	97.9		100	100	60 --- 147	2	20
Vinyl chloride	9.94	ug/L	9.50		10.0	99	84 --- 124	5	20

Lab Control Spike Water

Analytical Run #:	170841	Analysis Date:	05/04/2020	Prep Batch #:	Matrix:	LIQUID
CTLab #:	414444	Analysis Time:	08:22	Prep Date/Time:	Method:	SW8260C
Parent Sample #:		Analyst:	RLD	Prep Analyst:		

Analyte	QC sample result	Units	Parent sample result	Qualifier(s)	Spike Amount Added	% Recovery	Control Limits	RPD	RPD Limit
1,1,1,2-Tetrachloroethane	9.36	ug/L			10.0	94	86 --- 112		20
1,1,1-Trichloroethane	9.47	ug/L			10.0	95	88 --- 120		20
1,1,2,2-Tetrachloroethane	8.57	ug/L			10.0	86	83 --- 116		20
1,1,2-Trichloroethane	9.22	ug/L			10.0	92	86 --- 115		20
1,1-Dichloroethane	9.27	ug/L			10.0	93	86 --- 117		20
1,1-Dichloroethene	9.37	ug/L			10.0	94	86 --- 119		20
1,1-Dichloropropene	9.21	ug/L			10.0	92	87 --- 117		20
1,2 Dichloroethane-d4	99.0	% Recovery			100	99.0	90 --- 111		
1,2,3-Trichlorobenzene	8.60	ug/L			10.0	86	81 --- 114		20
1,2,3-Trichloropropane	9.06	ug/L			10.0	91	77 --- 120		20
1,2,4-Trichlorobenzene	9.25	ug/L			10.0	92	80 --- 116		20
1,2,4-Trimethylbenzene	9.67	ug/L			10.0	97	91 --- 118		20
1,2-Dibromo-3-chloropropane	8.45	ug/L			10.0	84	68 --- 122		20
1,2-Dibromoethane	9.12	ug/L			10.0	91	87 --- 113		20
1,2-Dichlorobenzene	9.13	ug/L			10.0	91	88 --- 113		20
1,2-Dichloroethane	9.17	ug/L			10.0	92	84 --- 120		20
1,2-Dichloropropane	9.62	ug/L			10.0	96	85 --- 116		20
1,3,5-Trimethylbenzene	9.73	ug/L			10.0	97	90 --- 119		20
1,3-Dichlorobenzene	9.09	ug/L			10.0	91	89 --- 113		20
1,3-Dichloropropane	9.36	ug/L			10.0	94	87 --- 115		20
1,4-Dichlorobenzene	9.43	ug/L			10.0	94	87 --- 113		20
2,2-Dichloropropane	10.0	ug/L			10.0	100	75 --- 127		20
2-Butanone	82.1	ug/L			100	82	68 --- 133		20
2-Chlorotoluene	9.34	ug/L			10.0	93	88 --- 117		20
2-Hexanone	80.4	ug/L			100	80	71 --- 134		20
4-Chlorotoluene	9.58	ug/L			10.0	96	88 --- 119		20
4-Methyl-2-pentanone	84.9	ug/L			100	85	78 --- 127		20
Acetone	87.2	ug/L			100	87	66 --- 137		20
Benzene	9.76	ug/L			10.0	98	90 --- 119		20
Bromobenzene	9.07	ug/L			10.0	91	86 --- 113		20
Bromochloromethane	8.93	ug/L			10.0	89	81 --- 120		20
Bromodichloromethane	9.76	ug/L			10.0	98	87 --- 116		20
Bromofluorobenzene	97.0	% Recovery			100	97.0	88 --- 108		
Bromoform	9.18	ug/L			10.0	92	72 --- 124		20
Bromomethane	9.23	ug/L			10.0	92	40 --- 169		20
Carbon disulfide	20.8	ug/L			20.0	104	89 --- 124		20
Carbon tetrachloride	9.48	ug/L			10.0	95	82 --- 127		20
Chlorobenzene	9.24	ug/L			10.0	92	89 --- 114		20
Chloroethane	9.00	ug/L			10.0	90	78 --- 128		20
Chloroform	9.37	ug/L			10.0	94	88 --- 115		20
Chloromethane	9.53	ug/L			10.0	95	63 --- 135		20
cis-1,2-Dichloroethene	9.46	ug/L			10.0	95	87 --- 115		20

Lab Control Spike Water

Analytical Run #:	170841	Analysis Date:	05/04/2020	Prep Batch #:	Matrix:	LIQUID
CTLab #:	414444	Analysis Time:	08:22	Prep Date/Time:	Method:	SW8260C
Parent Sample #:		Analyst:	RLD	Prep Analyst:		

Analyte	QC sample result	Units	Parent sample result	Qualifier(s)	Spike Amount Added	% Recovery	Control Limits	RPD	RPD Limit
cis-1,3-Dichloropropene	9.59	ug/L			10.0	96	86 --- 115		20
d8-Toluene	100	% Recovery			100	100	95 --- 105		
Dibromochloromethane	9.29	ug/L			10.0	93	82 --- 117		20
Dibromofluoromethane	100	% Recovery			100	100	92 --- 107		
Dibromomethane	9.03	ug/L			10.0	90	84 --- 115		20
Dichlorodifluoromethane	10.1	ug/L			10.0	101	76 --- 129		20
Diisopropyl ether	9.22	ug/L			10.0	92	82 --- 123		20
Ethylbenzene	9.78	ug/L			10.0	98	92 --- 119		20
Hexachlorobutadiene	9.59	ug/L			10.0	96	84 --- 120		20
Isopropylbenzene	9.92	ug/L			10.0	99	91 --- 121		20
m & p-Xylene	18.9	ug/L			20.0	94	91 --- 117		20
Methyl tert-butyl ether	9.06	ug/L			10.0	91	85 --- 115		20
Methylene chloride	8.95	ug/L			10.0	90	71 --- 128		20
n-Butylbenzene	9.48	ug/L			10.0	95	88 --- 122		20
n-Propylbenzene	9.44	ug/L			10.0	94	90 --- 123		20
Naphthalene	9.09	ug/L			10.0	91	64 --- 129		20
o-Xylene	9.05	ug/L			10.0	90	89 --- 115		20
p-Isopropyltoluene	9.80	ug/L			10.0	98	91 --- 119		20
sec-Butylbenzene	9.71	ug/L			10.0	97	92 --- 122		20
Styrene	9.60	ug/L			10.0	96	90 --- 116		20
tert-Butylbenzene	9.47	ug/L			10.0	95	90 --- 118		20
Tetrachloroethene	9.59	ug/L			10.0	96	86 --- 120		20
Tetrahydrofuran	85.8	ug/L			100	86	72 --- 135		20
Toluene	9.58	ug/L			10.0	96	89 --- 117		20
trans-1,2-Dichloroethene	9.06	ug/L			10.0	91	86 --- 116		20
trans-1,3-Dichloropropene	9.82	ug/L			10.0	98	84 --- 115		20
Trichloroethene	8.91	ug/L			10.0	89	86 --- 117		20
Trichlorofluoromethane	9.73	ug/L			10.0	97	83 --- 133		20
Vinyl acetate	97.9	ug/L			100	98	60 --- 147		20
Vinyl chloride	9.50	ug/L			10.0	95	84 --- 124		20

Method Blank Water

Analytical Run #:	170841	Analysis Date:	05/04/2020	Prep Batch #:	Matrix:	LIQUID
CTLab #:	414471	Analysis Time:	09:52	Prep Date/Time:	Method:	SW8260C
Parent Sample #:		Analyst:	RLD	Prep Analyst:		

Analyte	QC sample result	Units	Parent sample result	Qualifier(s)	Spike Amount Added	% Recovery	Control Limits	RPD	RPD Limit
1,1,1,2-Tetrachloroethane	0.4	ug/L		U	0		0.4		
1,1,1-Trichloroethane	0.29	ug/L		U	0		0.29		
1,1,2,2-Tetrachloroethane	0.3	ug/L		U	0		0.3		
1,1,2-Trichloroethane	0.30	ug/L		U	0		0.30		
1,1-Dichloroethane	0.3	ug/L		U	0		0.3		
1,1-Dichloroethene	0.4	ug/L		U	0		0.4		
1,1-Dichloropropene	0.3	ug/L		U	0		0.3		
1,2 Dichloroethane-d4	102	% Recovery			100	102	83 ---	116	
1,2,3-Trichlorobenzene	0.23	ug/L		U	0		0.23		
1,2,3-Trichloropropane	0.3	ug/L		U	0		0.3		
1,2,4-Trichlorobenzene	0.28	ug/L		U	0		0.28		
1,2,4-Trimethylbenzene	0.29	ug/L		U	0		0.29		
1,2-Dibromo-3-chloropropane	0.25	ug/L		U	0		0.25		
1,2-Dibromoethane	0.3	ug/L		U	0		0.3		
1,2-Dichlorobenzene	0.3	ug/L		U	0		0.3		
1,2-Dichloroethane	0.24	ug/L		U	0		0.24		
1,2-Dichloropropane	0.18	ug/L		U	0		0.18		
1,3,5-Trimethylbenzene	0.27	ug/L		U	0		0.27		
1,3-Dichlorobenzene	0.26	ug/L		U	0		0.26		
1,3-Dichloropropane	0.17	ug/L		U	0		0.17		
1,4-Dichlorobenzene	0.3	ug/L		U	0		0.3		
2,2-Dichloropropane	0.30	ug/L		U	0		0.30		
2-Butanone	2.6	ug/L		U	0		2.6		
2-Chlorotoluene	0.25	ug/L		U	0		0.25		
2-Hexanone	3	ug/L		U	0		3		
4-Chlorotoluene	0.3	ug/L		U	0		0.3		
4-Methyl-2-pentanone	2.2	ug/L		U	0		2.2		
Acetone	4	ug/L		U	0		4		
Benzene	0.4	ug/L		U	0		0.4		
Bromobenzene	0.4	ug/L		U	0		0.4		
Bromochloromethane	0.30	ug/L		U	0		0.30		
Bromodichloromethane	0.29	ug/L		U	0		0.29		
Bromofluorobenzene	102	% Recovery			100	102	80 ---	129	
Bromoform	0.4	ug/L		U	0		0.4		
Bromomethane	0.9	ug/L		U	0		0.9		
Carbon disulfide	0.6	ug/L		U	0		0.6		
Carbon tetrachloride	0.3	ug/L		U	0		0.3		
Chlorobenzene	0.3	ug/L		U	0		0.3		
Chloroethane	0.5	ug/L		U	0		0.5		
Chloroform	0.3	ug/L		U	0		0.3		
Chloromethane	0.6	ug/L		U	0		0.6		
cis-1,2-Dichloroethene	0.3	ug/L		U	0		0.3		

Method Blank Water

Analytical Run #:	170841	Analysis Date:	05/04/2020	Prep Batch #:	Matrix:	LIQUID
CTLab #:	414471	Analysis Time:	09:52	Prep Date/Time:	Method:	SW8260C
Parent Sample #:		Analyst:	RLD	Prep Analyst:		

Analyte	QC sample result	Units	Parent sample result	Qualifier(s)	Spike Amount Added	% Recovery	Control Limits	RPD	RPD Limit
cis-1,3-Dichloropropene	0.16	ug/L		U	0		0.16		
d8-Toluene	100	% Recovery			100	100	85 --- 117		
Dibromochloromethane	0.3	ug/L		U	0		0.3		
Dibromofluoromethane	99.0	% Recovery			100	99.0	85 --- 115		
Dibromomethane	0.22	ug/L		U	0		0.22		
Dichlorodifluoromethane	0.4	ug/L		U	0		0.4		
Diisopropyl ether	0.4	ug/L		U	0		0.4		
Ethylbenzene	0.3	ug/L		U	0		0.3		
Hexachlorobutadiene	0.4	ug/L		U	0		0.4		
Isopropylbenzene	0.3	ug/L		U	0		0.3		
m & p-Xylene	0.7	ug/L		U	0		0.7		
Methyl tert-butyl ether	0.3	ug/L		U	0		0.3		
Methylene chloride	0.4	ug/L		U	0		0.4		
n-Butylbenzene	0.29	ug/L		U	0		0.29		
n-Propylbenzene	0.3	ug/L		U	0		0.3		
Naphthalene	0.30	ug/L		U	0		0.30		
o-Xylene	0.26	ug/L		U	0		0.26		
p-Isopropyltoluene	0.3	ug/L		U	0		0.3		
sec-Butylbenzene	0.4	ug/L		U	0		0.4		
Styrene	0.29	ug/L		U	0		0.29		
tert-Butylbenzene	0.4	ug/L		U	0		0.4		
Tetrachloroethene	0.27	ug/L		U	0		0.27		
Tetrahydrofuran	3	ug/L		U	0		3		
Toluene	0.21	ug/L		U	0		0.21		
trans-1,2-Dichloroethene	0.3	ug/L		U	0		0.3		
trans-1,3-Dichloropropene	0.23	ug/L		U	0		0.23		
Trichloroethene	0.3	ug/L		U	0		0.3		
Trichlorofluoromethane	0.4	ug/L		U	0		0.4		
Vinyl acetate	5	ug/L		U	0		5		
Vinyl chloride	0.14	ug/L		U	0		0.14		

Lab Control Spike Duplicate Water

Analytical Run #:	170849	Analysis Date:	05/06/2020	Prep Batch #:	Matrix:	LIQUID
CTLab #:	415876	Analysis Time:	14:55	Prep Date/Time:	Method:	SW8260C
Parent Sample #:	415544	Analyst:	RLD	Prep Analyst:		

Analyte	QC sample result	Units	Parent sample result	Qualifier(s)	Spike Amount Added	% Recovery	Control Limits	RPD	RPD Limit
1,1,1,2-Tetrachloroethane	3.91	ug/L	3.99		4.00	98	78 --- 121	2	20
1,1,1-Trichloroethane	4.32	ug/L	4.37		4.00	108	82 --- 122	1	20
1,1,2,2-Tetrachloroethane	4.12	ug/L	4.17		4.00	103	68 --- 128	1	20
1,1,2-Trichloroethane	4.18	ug/L	4.09		4.00	104	84 --- 114	2	20
1,1-Dichloroethane	4.36	ug/L	4.41		4.00	109	76 --- 122	1	20
1,1-Dichloroethene	4.48	ug/L	4.44		4.00	112	83 --- 123	1	20
1,1-Dichloropropene	4.42	ug/L	4.26		4.00	110	85 --- 120	4	20
1,2 Dichloroethane-d4	100	% Recovery			100	100	87 --- 107		
1,2,3-Trichlorobenzene	4.05	ug/L	4.46		4.00	101	78 --- 121	10	20
1,2,3-Trichloropropane	3.77	ug/L	3.80		4.00	94	62 --- 129	1	20
1,2,4-Trichlorobenzene	4.08	ug/L	4.63		4.00	102	80 --- 120	13	20
1,2,4-Trimethylbenzene	4.27	ug/L	4.58		4.00	107	76 --- 125	7	20
1,2-Dibromo-3-chloropropane	3.95	ug/L	4.18		4.00	99	69 --- 125	6	20
1,2-Dibromoethane	4.01	ug/L	4.01		4.00	100	80 --- 118	0	20
1,2-Dichlorobenzene	4.12	ug/L	4.44		4.00	103	80 --- 117	7	20
1,2-Dichloroethane	4.06	ug/L	4.00		4.00	102	78 --- 118	1	20
1,2-Dichloropropane	4.20	ug/L	4.13		4.00	105	78 --- 121	2	20
1,3,5-Trimethylbenzene	4.23	ug/L	4.54		4.00	106	76 --- 126	7	20
1,3-Dichlorobenzene	4.27	ug/L	4.57		4.00	107	78 --- 119	7	20
1,3-Dichloropropane	4.21	ug/L	4.15		4.00	105	82 --- 117	1	20
1,4-Dichlorobenzene	4.22	ug/L	4.54		4.00	106	77 --- 118	7	20
1,4-Dioxane	222	ug/L	199		200	111	11 --- 220	11	20
2,2-Dichloropropane	3.79	ug/L	4.22		4.00	95	71 --- 133	11	20
2-Butanone	41.4	ug/L	40.0		40.0	104	80 --- 120	3	20
2-Chlorotoluene	4.22	ug/L	4.49		4.00	106	73 --- 124	6	20
2-Hexanone	40.9	ug/L	40.9		40.0	102	73 --- 127	0	20
4-Chlorotoluene	4.21	ug/L	4.56		4.00	105	74 --- 125	8	20
4-Methyl-2-pentanone	42.8	ug/L	42.4		40.0	107	77 --- 125	1	20
Acetone	36.7	ug/L	38.8		40.0	92	72 --- 117	6	20
Benzene	4.44	ug/L	4.43		4.00	111	82 --- 118	0	20
Bromobenzene	4.11	ug/L	4.35		4.00	103	77 --- 118	6	20
Bromochloromethane	4.23	ug/L	4.26		4.00	106	81 --- 116	1	20
Bromodichloromethane	4.21	ug/L	4.24		4.00	105	80 --- 122	1	20
Bromofluorobenzene	99.0	% Recovery			100	99.0	90 --- 108		
Bromoform	3.55	ug/L	3.73		4.00	89	72 --- 124	5	20
Bromomethane	3.34	ug/L	4.44		4.00	84	25 --- 156	28	20
Carbon disulfide	8.88	ug/L	9.10		8.00	111	81 --- 124	2	20
Carbon tetrachloride	4.33	ug/L	4.27		4.00	108	87 --- 129	1	20
Chlorobenzene	4.18	ug/L	4.25		4.00	104	78 --- 118	2	20
Chloroethane	4.84	ug/L	4.47		4.00	121	73 --- 126	8	20
Chloroform	4.23	ug/L	4.29		4.00	106	76 --- 119	1	20
Chloromethane	4.22	ug/L	4.27		4.00	106	70 --- 121	1	20

Lab Control Spike Duplicate Water

Analytical Run #:	170849	Analysis Date:	05/06/2020	Prep Batch #:	Matrix:	LIQUID
CTLab #:	415876	Analysis Time:	14:55	Prep Date/Time:	Method:	SW8260C
Parent Sample #:	415544	Analyst:	RLD	Prep Analyst:		

Analyte	QC sample result	Units	Parent sample result	Qualifier(s)	Spike Amount Added	% Recovery	Control Limits	RPD	RPD Limit
cis-1,2-Dichloroethene	4.31	ug/L	4.31		4.00	108	82 --- 118	0	20
cis-1,3-Dichloropropene	4.01	ug/L	4.19		4.00	100	81 --- 123	4	20
d8-Toluene	101	% Recovery			100	101	93 --- 108		
Dibromochloromethane	3.85	ug/L	3.95		4.00	96	76 --- 124	3	20
Dibromofluoromethane	100	% Recovery			100	100	93 --- 106		
Dibromomethane	4.24	ug/L	4.05		4.00	106	83 --- 115	5	20
Dichlorodifluoromethane	4.40	ug/L	4.38		4.00	110	78 --- 126	0	20
Diisopropyl ether	4.37	ug/L	4.33		4.00	109	75 --- 125	1	20
Ethylbenzene	4.28	ug/L	4.38		4.00	107	78 --- 125	2	20
Hexachlorobutadiene	4.12	ug/L	4.59		4.00	103	79 --- 123	11	20
Isopropylbenzene	4.29	ug/L	4.42		4.00	107	81 --- 124	3	20
m & p-Xylene	8.47	ug/L	8.78		8.00	106	80 --- 123	4	20
Methyl tert-butyl ether	3.97	ug/L	4.02		4.00	99	82 --- 116	1	20
Methylene chloride	4.19	ug/L	4.20		4.00	105	73 --- 128	0	20
n-Butylbenzene	4.42	ug/L	4.79		4.00	110	76 --- 127	8	20
n-Propylbenzene	4.39	ug/L	4.70		4.00	110	75 --- 129	7	20
Naphthalene	4.01	ug/L	4.50		4.00	100	64 --- 129	12	20
o-Xylene	4.16	ug/L	4.31		4.00	104	81 --- 121	4	20
p-Isopropyltoluene	4.36	ug/L	4.66		4.00	109	79 --- 126	7	20
sec-Butylbenzene	4.38	ug/L	4.66		4.00	110	76 --- 128	6	20
Styrene	4.25	ug/L	4.32		4.00	106	81 --- 122	2	20
tert-Butylbenzene	4.23	ug/L	4.51		4.00	106	76 --- 125	6	20
Tetrachloroethene	4.39	ug/L	4.38		4.00	110	82 --- 123	0	20
Tetrahydrofuran	41.0	ug/L	39.0		40.0	102	69 --- 122	5	20
Toluene	4.39	ug/L	4.39		4.00	110	82 --- 119	0	20
trans-1,2-Dichloroethene	4.34	ug/L	4.39		4.00	108	80 --- 122	1	20
trans-1,3-Dichloropropene	3.94	ug/L	4.07		4.00	98	83 --- 119	3	20
Trichloroethene	4.30	ug/L	4.44		4.00	108	82 --- 120	3	20
Trichlorofluoromethane	4.44	ug/L	4.47		4.00	111	78 --- 130	1	20
Vinyl acetate	44.0	ug/L	45.0		40.0	110	63 --- 136	2	20
Vinyl chloride	4.71	ug/L	4.72		4.00	118	73 --- 127	0	20

Lab Control Spike Water

Analytical Run #:	170849	Analysis Date:	05/05/2020	Prep Batch #:	Matrix:	LIQUID
CTLab #:	415544	Analysis Time:	15:25	Prep Date/Time:	Method:	SW8260C
Parent Sample #:		Analyst:	RLD	Prep Analyst:		

Analyte	QC sample result	Units	Parent sample result	Qualifier(s)	Spike Amount Added	% Recovery	Control Limits	RPD	RPD Limit
1,1,1,2-Tetrachloroethane	3.99	ug/L			4.00	100	78 --- 121		20
1,1,1-Trichloroethane	4.37	ug/L			4.00	109	82 --- 122		20
1,1,2,2-Tetrachloroethane	4.17	ug/L			4.00	104	68 --- 128		20
1,1,2-Trichloroethane	4.09	ug/L			4.00	102	84 --- 114		20
1,1-Dichloroethane	4.41	ug/L			4.00	110	76 --- 122		20
1,1-Dichloroethene	4.44	ug/L			4.00	111	83 --- 123		20
1,1-Dichloropropene	4.26	ug/L			4.00	106	85 --- 120		20
1,2 Dichloroethane-d4	96.0	% Recovery			100	96.0	87 --- 107		
1,2,3-Trichlorobenzene	4.46	ug/L			4.00	112	78 --- 121		20
1,2,3-Trichloropropane	3.80	ug/L			4.00	95	62 --- 129		20
1,2,4-Trichlorobenzene	4.63	ug/L			4.00	116	80 --- 120		20
1,2,4-Trimethylbenzene	4.58	ug/L			4.00	114	76 --- 125		20
1,2-Dibromo-3-chloropropane	4.18	ug/L			4.00	104	69 --- 125		20
1,2-Dibromoethane	4.01	ug/L			4.00	100	80 --- 118		20
1,2-Dichlorobenzene	4.44	ug/L			4.00	111	80 --- 117		20
1,2-Dichloroethane	4.00	ug/L			4.00	100	78 --- 118		20
1,2-Dichloropropane	4.13	ug/L			4.00	103	78 --- 121		20
1,3,5-Trimethylbenzene	4.54	ug/L			4.00	114	76 --- 126		20
1,3-Dichlorobenzene	4.57	ug/L			4.00	114	78 --- 119		20
1,3-Dichloropropane	4.15	ug/L			4.00	104	82 --- 117		20
1,4-Dichlorobenzene	4.54	ug/L			4.00	114	77 --- 118		20
1,4-Dioxane	199	ug/L			200	100	11 --- 220		20
2,2-Dichloropropane	4.22	ug/L			4.00	106	71 --- 133		20
2-Butanone	40.0	ug/L			40.0	100	80 --- 120		20
2-Chlorotoluene	4.49	ug/L			4.00	112	73 --- 124		20
2-Hexanone	40.9	ug/L			40.0	102	73 --- 127		20
4-Chlorotoluene	4.56	ug/L			4.00	114	74 --- 125		20
4-Methyl-2-pentanone	42.4	ug/L			40.0	106	77 --- 125		20
Acetone	38.8	ug/L			40.0	97	72 --- 117		20
Benzene	4.43	ug/L			4.00	111	82 --- 118		20
Bromobenzene	4.35	ug/L			4.00	109	77 --- 118		20
Bromochloromethane	4.26	ug/L			4.00	106	81 --- 116		20
Bromodichloromethane	4.24	ug/L			4.00	106	80 --- 122		20
Bromofluorobenzene	99.0	% Recovery			100	99.0	90 --- 108		
Bromoform	3.73	ug/L			4.00	93	72 --- 124		20
Bromomethane	4.44	ug/L			4.00	111	25 --- 156		20
Carbon disulfide	9.10	ug/L			8.00	114	81 --- 124		20
Carbon tetrachloride	4.27	ug/L			4.00	107	87 --- 129		20
Chlorobenzene	4.25	ug/L			4.00	106	78 --- 118		20
Chloroethane	4.47	ug/L			4.00	112	73 --- 126		20
Chloroform	4.29	ug/L			4.00	107	76 --- 119		20
Chloromethane	4.27	ug/L			4.00	107	70 --- 121		20

Lab Control Spike Water

Analytical Run #:	170849	Analysis Date:	05/05/2020	Prep Batch #:	Matrix:	LIQUID
CTLab #:	415544	Analysis Time:	15:25	Prep Date/Time:	Method:	SW8260C
Parent Sample #:		Analyst:	RLD	Prep Analyst:		

Analyte	QC sample result	Units	Parent sample result	Qualifier(s)	Spike Amount Added	% Recovery	Control Limits	RPD	RPD Limit
cis-1,2-Dichloroethene	4.31	ug/L			4.00	108	82 --- 118		20
cis-1,3-Dichloropropene	4.19	ug/L			4.00	105	81 --- 123		20
d8-Toluene	100	% Recovery			100	100	93 --- 108		
Dibromochloromethane	3.95	ug/L			4.00	99	76 --- 124		20
Dibromofluoromethane	97.0	% Recovery			100	97.0	93 --- 106		
Dibromomethane	4.05	ug/L			4.00	101	83 --- 115		20
Dichlorodifluoromethane	4.38	ug/L			4.00	110	78 --- 126		20
Diisopropyl ether	4.33	ug/L			4.00	108	75 --- 125		20
Ethylbenzene	4.38	ug/L			4.00	110	78 --- 125		20
Hexachlorobutadiene	4.59	ug/L			4.00	115	79 --- 123		20
Isopropylbenzene	4.42	ug/L			4.00	110	81 --- 124		20
m & p-Xylene	8.78	ug/L			8.00	110	80 --- 123		20
Methyl tert-butyl ether	4.02	ug/L			4.00	100	82 --- 116		20
Methylene chloride	4.20	ug/L			4.00	105	73 --- 128		20
n-Butylbenzene	4.79	ug/L			4.00	120	76 --- 127		20
n-Propylbenzene	4.70	ug/L			4.00	118	75 --- 129		20
Naphthalene	4.50	ug/L			4.00	112	64 --- 129		20
o-Xylene	4.31	ug/L			4.00	108	81 --- 121		20
p-Isopropyltoluene	4.66	ug/L			4.00	116	79 --- 126		20
sec-Butylbenzene	4.66	ug/L			4.00	116	76 --- 128		20
Styrene	4.32	ug/L			4.00	108	81 --- 122		20
tert-Butylbenzene	4.51	ug/L			4.00	113	76 --- 125		20
Tetrachloroethene	4.38	ug/L			4.00	110	82 --- 123		20
Tetrahydrofuran	39.0	ug/L			40.0	98	69 --- 122		20
Toluene	4.39	ug/L			4.00	110	82 --- 119		20
trans-1,2-Dichloroethene	4.39	ug/L			4.00	110	80 --- 122		20
trans-1,3-Dichloropropene	4.07	ug/L			4.00	102	83 --- 119		20
Trichloroethene	4.44	ug/L			4.00	111	82 --- 120		20
Trichlorofluoromethane	4.47	ug/L			4.00	112	78 --- 130		20
Vinyl acetate	45.0	ug/L			40.0	112	63 --- 136		20
Vinyl chloride	4.72	ug/L			4.00	118	73 --- 127		20

Method Blank Water

Analytical Run #: 170849	Analysis Date: 05/05/2020	Prep Batch #:	Matrix: LIQUID
CTLab #: 415547	Analysis Time: 17:19	Prep Date/Time:	Method: SW8260C
Parent Sample #:	Analyst: RLD	Prep Analyst:	

Analyte	QC sample result	Units	Parent sample result	Qualifier(s)	Spike Amount Added	% Recovery	Control Limits	RPD	RPD Limit
1,1,1,2-Tetrachloroethane	0.018	ug/L		U	0		0.018		
1,1,1-Trichloroethane	0.018	ug/L		U	0		0.018		
1,1,2,2-Tetrachloroethane	0.014	ug/L		U	0		0.014		
1,1,2-Trichloroethane	0.019	ug/L		U	0		0.019		
1,1-Dichloroethane	0.015	ug/L		U	0		0.015		
1,1-Dichloroethene	0.04	ug/L		U	0		0.04		
1,1-Dichloropropene	0.03	ug/L		U	0		0.03		
1,2 Dichloroethane-d4	102	% Recovery			100	102	68 --- 120		
1,2,3-Trichlorobenzene	0.012	ug/L		U	0		0.012		
1,2,3-Trichloropropane	0.07	ug/L		U	0		0.07		
1,2,4-Trichlorobenzene	0.012	ug/L		U	0		0.012		
1,2,4-Trimethylbenzene	0.020	ug/L		U	0		0.020		
1,2-Dibromo-3-chloropropane	0.07	ug/L		U	0		0.07		
1,2-Dibromoethane	0.04	ug/L		U	0		0.04		
1,2-Dichlorobenzene	0.022	ug/L		U	0		0.022		
1,2-Dichloroethane	0.024	ug/L		U	0		0.024		
1,2-Dichloropropane	0.024	ug/L		U	0		0.024		
1,3,5-Trimethylbenzene	0.016	ug/L		U	0		0.016		
1,3-Dichlorobenzene	0.020	ug/L		U	0		0.020		
1,3-Dichloropropane	0.09	ug/L		U	0		0.09		
1,4-Dichlorobenzene	0.017	ug/L		U	0		0.017		
1,4-Dioxane	7	ug/L		U	0		7		
2,2-Dichloropropane	0.015	ug/L		U	0		0.015		
2-Butanone	0.5	ug/L		U	0		0.5		
2-Chlorotoluene	0.024	ug/L		U	0		0.024		
2-Hexanone	0.3	ug/L		U	0		0.3		
4-Chlorotoluene	0.017	ug/L		U	0		0.017		
4-Methyl-2-pentanone	0.22	ug/L		U	0		0.22		
Acetone	0.864	ug/L			0		0.8		
Benzene	0.019	ug/L		U	0		0.019		
Bromobenzene	0.018	ug/L		U	0		0.018		
Bromochloromethane	0.04	ug/L		U	0		0.04		
Bromodichloromethane	0.028	ug/L		U	0		0.028		
Bromofluorobenzene	99.0	% Recovery			100	99.0	68 --- 120		
Bromoform	0.03	ug/L		U	0		0.03		
Bromomethane	0.06	ug/L		U	0		0.06		
Carbon disulfide	0.0294	ug/L			0		0.014		
Carbon tetrachloride	0.029	ug/L		U	0		0.029		
Chlorobenzene	0.015	ug/L		U	0		0.015		
Chloroethane	0.023	ug/L		U	0		0.023		
Chloroform	0.023	ug/L		U	0		0.023		
Chloromethane	0.0560	ug/L			0		0.03		

Method Blank Water

Analytical Run #:	170849	Analysis Date:	05/05/2020	Prep Batch #:	Matrix:	LIQUID
CTLab #:	415547	Analysis Time:	17:19	Prep Date/Time:	Method:	SW8260C
Parent Sample #:		Analyst:	RLD	Prep Analyst:		

Analyte	QC sample result	Units	Parent sample result	Qualifier(s)	Spike Amount Added	% Recovery	Control Limits	RPD	RPD Limit
cis-1,2-Dichloroethene	0.027	ug/L		U	0		0.027		
cis-1,3-Dichloropropene	0.020	ug/L		U	0		0.020		
d8-Toluene	100	% Recovery			100	100	71 --- 117		
Dibromochloromethane	0.03	ug/L		U	0		0.03		
Dibromofluoromethane	99.0	% Recovery			100	99.0	67 --- 122		
Dibromomethane	0.03	ug/L		U	0		0.03		
Dichlorodifluoromethane	0.03	ug/L		U	0		0.03		
Diisopropyl ether	0.016	ug/L		U	0		0.016		
Ethylbenzene	0.016	ug/L		U	0		0.016		
Hexachlorobutadiene	0.03	ug/L		U	0		0.03		
Isopropylbenzene	0.018	ug/L		U	0		0.018		
m & p-Xylene	0.03	ug/L		U	0		0.03		
Methyl tert-butyl ether	0.017	ug/L		U	0		0.017		
Methylene chloride	0.03	ug/L		U	0		0.03		
n-Butylbenzene	0.014	ug/L		U	0		0.014		
n-Propylbenzene	0.020	ug/L		U	0		0.020		
Naphthalene	0.022	ug/L		U	0		0.022		
o-Xylene	0.017	ug/L		U	0		0.017		
p-Isopropyltoluene	0.018	ug/L		U	0		0.018		
sec-Butylbenzene	0.014	ug/L		U	0		0.014		
Styrene	0.011	ug/L		U	0		0.011		
tert-Butylbenzene	0.013	ug/L		U	0		0.013		
Tetrachloroethene	0.023	ug/L		U	0		0.023		
Tetrahydrofuran	0.28	ug/L		U	0		0.28		
Toluene	0.017	ug/L		U	0		0.017		
trans-1,2-Dichloroethene	0.029	ug/L		U	0		0.029		
trans-1,3-Dichloropropene	0.03	ug/L		U	0		0.03		
Trichloroethene	0.025	ug/L		U	0		0.025		
Trichlorofluoromethane	0.029	ug/L		U	0		0.029		
Vinyl acetate	0.4	ug/L		U	0		0.4		
Vinyl chloride	0.013	ug/L		U	0		0.013		

Lab Control Spike Duplicate Water

Analytical Run #:	170850	Analysis Date:	05/05/2020	Prep Batch #:	Matrix:	LIQUID
CTLab #:	415457	Analysis Time:	14:13	Prep Date/Time:	Method:	SW8260C
Parent Sample #:	414799	Analyst:	RLD	Prep Analyst:		

Analyte	QC sample result	Units	Parent sample result	Qualifier(s)	Spike Amount Added	% Recovery	Control Limits	RPD	RPD Limit
1,1,1,2-Tetrachloroethane	4.00	ug/L	4.04		4.00	100	78 --- 121	1	20
1,1,1-Trichloroethane	4.19	ug/L	4.15		4.00	105	82 --- 122	1	20
1,1,2,2-Tetrachloroethane	4.01	ug/L	4.21		4.00	100	68 --- 128	5	20
1,1,2-Trichloroethane	4.17	ug/L	4.14		4.00	104	84 --- 114	1	20
1,1-Dichloroethane	4.33	ug/L	4.21		4.00	108	76 --- 122	3	20
1,1-Dichloroethene	4.31	ug/L	4.26		4.00	108	83 --- 123	1	20
1,1-Dichloropropene	4.19	ug/L	4.18		4.00	105	85 --- 120	0	20
1,2 Dichloroethane-d4	103	% Recovery			100	103	87 --- 107		
1,2,3-Trichlorobenzene	3.94	ug/L	4.16		4.00	98	78 --- 121	5	20
1,2,3-Trichloropropane	3.97	ug/L	4.02		4.00	99	62 --- 129	1	20
1,2,4-Trichlorobenzene	4.21	ug/L	4.32		4.00	105	80 --- 120	3	20
1,2,4-Trimethylbenzene	4.30	ug/L	4.30		4.00	108	76 --- 125	0	20
1,2-Dibromo-3-chloropropane	3.98	ug/L	4.33		4.00	100	69 --- 125	8	20
1,2-Dibromoethane	4.01	ug/L	4.13		4.00	100	80 --- 118	3	20
1,2-Dichlorobenzene	4.15	ug/L	4.16		4.00	104	80 --- 117	0	20
1,2-Dichloroethane	4.10	ug/L	3.99		4.00	102	78 --- 118	3	20
1,2-Dichloropropane	4.22	ug/L	4.12		4.00	106	78 --- 121	2	20
1,3,5-Trimethylbenzene	4.27	ug/L	4.25		4.00	107	76 --- 126	0	20
1,3-Dichlorobenzene	4.31	ug/L	4.31		4.00	108	78 --- 119	0	20
1,3-Dichloropropane	4.16	ug/L	4.08		4.00	104	82 --- 117	2	20
1,4-Dichlorobenzene	4.26	ug/L	4.22		4.00	106	77 --- 118	1	20
1,4-Dioxane	233	ug/L	202		200	116	11 --- 220	14	20
2,2-Dichloropropane	3.70	ug/L	4.15		4.00	92	71 --- 133	11	20
2-Butanone	41.3	ug/L	41.6		40.0	103	80 --- 120	1	20
2-Chlorotoluene	4.25	ug/L	4.23		4.00	106	73 --- 124	0	20
2-Hexanone	41.7	ug/L	42.6		40.0	104	73 --- 127	2	20
4-Chlorotoluene	4.28	ug/L	4.27		4.00	107	74 --- 125	0	20
4-Methyl-2-pentanone	42.6	ug/L	43.2		40.0	106	77 --- 125	1	20
Acetone	40.3	ug/L	38.6		40.0	101	72 --- 117	4	20
Benzene	4.37	ug/L	4.30		4.00	109	82 --- 118	2	20
Bromobenzene	4.12	ug/L	4.15		4.00	103	77 --- 118	1	20
Bromochloromethane	4.21	ug/L	4.18		4.00	105	81 --- 116	1	20
Bromodichloromethane	4.25	ug/L	4.23		4.00	106	80 --- 122	0	20
Bromofluorobenzene	100	% Recovery			100	100	90 --- 108		
Bromoform	3.72	ug/L	3.94		4.00	93	72 --- 124	6	20
Bromomethane	3.37	ug/L	4.82		4.00	84	25 --- 156	35	20
Carbon disulfide	8.73	ug/L	8.72		8.00	109	81 --- 124	0	20
Carbon tetrachloride	4.14	ug/L	4.12		4.00	104	87 --- 129	0	20
Chlorobenzene	4.19	ug/L	4.22		4.00	105	78 --- 118	1	20
Chloroethane	4.46	ug/L	4.13		4.00	112	73 --- 126	8	20
Chloroform	4.15	ug/L	4.11		4.00	104	76 --- 119	1	20
Chloromethane	4.06	ug/L	4.16		4.00	102	70 --- 121	2	20

Lab Control Spike Duplicate Water

Analytical Run #:	170850	Analysis Date:	05/05/2020	Prep Batch #:	Matrix:	LIQUID
CTLab #:	415457	Analysis Time:	14:13	Prep Date/Time:	Method:	SW8260C
Parent Sample #:	414799	Analyst:	RLD	Prep Analyst:		

Analyte	QC sample result	Units	Parent sample result	Qualifier(s)	Spike Amount Added	% Recovery	Control Limits	RPD	RPD Limit
cis-1,2-Dichloroethene	4.26	ug/L	4.30		4.00	106	82 --- 118	1	20
cis-1,3-Dichloropropene	4.15	ug/L	4.12		4.00	104	81 --- 123	1	20
d8-Toluene	100	% Recovery			100	100	93 --- 108		
Dibromochloromethane	3.98	ug/L	4.16		4.00	100	76 --- 124	4	20
Dibromofluoromethane	98.0	% Recovery			100	98.0	93 --- 106		
Dibromomethane	4.03	ug/L	4.09		4.00	101	83 --- 115	1	20
Dichlorodifluoromethane	4.10	ug/L	4.13		4.00	102	78 --- 126	1	20
Diisopropyl ether	4.32	ug/L	4.29		4.00	108	75 --- 125	1	20
Ethylbenzene	4.29	ug/L	4.23		4.00	107	78 --- 125	1	20
Hexachlorobutadiene	4.00	ug/L	4.02		4.00	100	79 --- 123	0	20
Isopropylbenzene	4.29	ug/L	4.24		4.00	107	81 --- 124	1	20
m & p-Xylene	8.51	ug/L	8.55		8.00	106	80 --- 123	0	20
Methyl tert-butyl ether	4.07	ug/L	4.09		4.00	102	82 --- 116	0	20
Methylene chloride	4.24	ug/L	4.26		4.00	106	73 --- 128	0	20
n-Butylbenzene	4.33	ug/L	4.31		4.00	108	76 --- 127	0	20
n-Propylbenzene	4.39	ug/L	4.37		4.00	110	75 --- 129	0	20
Naphthalene	4.06	ug/L	4.25		4.00	102	64 --- 129	5	20
o-Xylene	4.28	ug/L	4.25		4.00	107	81 --- 121	1	20
p-Isopropyltoluene	4.29	ug/L	4.33		4.00	107	79 --- 126	1	20
sec-Butylbenzene	4.38	ug/L	4.35		4.00	110	76 --- 128	1	20
Styrene	4.31	ug/L	4.30		4.00	108	81 --- 122	0	20
tert-Butylbenzene	4.22	ug/L	4.25		4.00	106	76 --- 125	1	20
Tetrachloroethene	4.21	ug/L	4.27		4.00	105	82 --- 123	1	20
Tetrahydrofuran	41.8	ug/L	41.5		40.0	104	69 --- 122	1	20
Toluene	4.32	ug/L	4.24		4.00	108	82 --- 119	2	20
trans-1,2-Dichloroethene	4.16	ug/L	4.28		4.00	104	80 --- 122	3	20
trans-1,3-Dichloropropene	3.99	ug/L	4.11		4.00	100	83 --- 119	3	20
Trichloroethene	4.30	ug/L	4.20		4.00	108	82 --- 120	2	20
Trichlorofluoromethane	4.26	ug/L	4.18		4.00	106	78 --- 130	2	20
Vinyl acetate	39.0	ug/L	45.4		40.0	98	63 --- 136	15	20
Vinyl chloride	4.43	ug/L	4.46		4.00	111	73 --- 127	1	20

Lab Control Spike Water

Analytical Run #:	170850	Analysis Date:	05/05/2020	Prep Batch #:	Matrix:	LIQUID
CTLab #:	414799	Analysis Time:	08:03	Prep Date/Time:	Method:	SW8260C
Parent Sample #:		Analyst:	RLD	Prep Analyst:		

Analyte	QC sample result	Units	Parent sample result	Qualifier(s)	Spike Amount Added	% Recovery	Control Limits	RPD	RPD Limit
1,1,1,2-Tetrachloroethane	4.04	ug/L			4.00	101	78 --- 121		20
1,1,1-Trichloroethane	4.15	ug/L			4.00	104	82 --- 122		20
1,1,2,2-Tetrachloroethane	4.21	ug/L			4.00	105	68 --- 128		20
1,1,2-Trichloroethane	4.14	ug/L			4.00	104	84 --- 114		20
1,1-Dichloroethane	4.21	ug/L			4.00	105	76 --- 122		20
1,1-Dichloroethene	4.26	ug/L			4.00	106	83 --- 123		20
1,1-Dichloropropene	4.18	ug/L			4.00	104	85 --- 120		20
1,2 Dichloroethane-d4	100	% Recovery			100	100	87 --- 107		
1,2,3-Trichlorobenzene	4.16	ug/L			4.00	104	78 --- 121		20
1,2,3-Trichloropropane	4.02	ug/L			4.00	100	62 --- 129		20
1,2,4-Trichlorobenzene	4.32	ug/L			4.00	108	80 --- 120		20
1,2,4-Trimethylbenzene	4.30	ug/L			4.00	108	76 --- 125		20
1,2-Dibromo-3-chloropropane	4.33	ug/L			4.00	108	69 --- 125		20
1,2-Dibromoethane	4.13	ug/L			4.00	103	80 --- 118		20
1,2-Dichlorobenzene	4.16	ug/L			4.00	104	80 --- 117		20
1,2-Dichloroethane	3.99	ug/L			4.00	100	78 --- 118		20
1,2-Dichloropropane	4.12	ug/L			4.00	103	78 --- 121		20
1,3,5-Trimethylbenzene	4.25	ug/L			4.00	106	76 --- 126		20
1,3-Dichlorobenzene	4.31	ug/L			4.00	108	78 --- 119		20
1,3-Dichloropropane	4.08	ug/L			4.00	102	82 --- 117		20
1,4-Dichlorobenzene	4.22	ug/L			4.00	106	77 --- 118		20
1,4-Dioxane	202	ug/L			200	101	11 --- 220		20
2,2-Dichloropropane	4.15	ug/L			4.00	104	71 --- 133		20
2-Butanone	41.6	ug/L			40.0	104	80 --- 120		20
2-Chlorotoluene	4.23	ug/L			4.00	106	73 --- 124		20
2-Hexanone	42.6	ug/L			40.0	106	73 --- 127		20
4-Chlorotoluene	4.27	ug/L			4.00	107	74 --- 125		20
4-Methyl-2-pentanone	43.2	ug/L			40.0	108	77 --- 125		20
Acetone	38.6	ug/L			40.0	96	72 --- 117		20
Benzene	4.30	ug/L			4.00	108	82 --- 118		20
Bromobenzene	4.15	ug/L			4.00	104	77 --- 118		20
Bromochloromethane	4.18	ug/L			4.00	104	81 --- 116		20
Bromodichloromethane	4.23	ug/L			4.00	106	80 --- 122		20
Bromofluorobenzene	98.0	% Recovery			100	98.0	90 --- 108		
Bromoform	3.94	ug/L			4.00	98	72 --- 124		20
Bromomethane	4.82	ug/L			4.00	120	25 --- 156		20
Carbon disulfide	8.72	ug/L			8.00	109	81 --- 124		20
Carbon tetrachloride	4.12	ug/L			4.00	103	87 --- 129		20
Chlorobenzene	4.22	ug/L			4.00	106	78 --- 118		20
Chloroethane	4.13	ug/L			4.00	103	73 --- 126		20
Chloroform	4.11	ug/L			4.00	103	76 --- 119		20
Chloromethane	4.16	ug/L			4.00	104	70 --- 121		20

Lab Control Spike Water

Analytical Run #:	170850	Analysis Date:	05/05/2020	Prep Batch #:	Matrix:	LIQUID
CTLab #:	414799	Analysis Time:	08:03	Prep Date/Time:	Method:	SW8260C
Parent Sample #:		Analyst:	RLD	Prep Analyst:		

Analyte	QC sample result	Units	Parent sample result	Qualifier(s)	Spike Amount Added	% Recovery	Control Limits	RPD	RPD Limit
cis-1,2-Dichloroethene	4.30	ug/L			4.00	108	82 --- 118		20
cis-1,3-Dichloropropene	4.12	ug/L			4.00	103	81 --- 123		20
d8-Toluene	100	% Recovery			100	100	93 --- 108		
Dibromochloromethane	4.16	ug/L			4.00	104	76 --- 124		20
Dibromofluoromethane	99.0	% Recovery			100	99.0	93 --- 106		
Dibromomethane	4.09	ug/L			4.00	102	83 --- 115		20
Dichlorodifluoromethane	4.13	ug/L			4.00	103	78 --- 126		20
Diisopropyl ether	4.29	ug/L			4.00	107	75 --- 125		20
Ethylbenzene	4.23	ug/L			4.00	106	78 --- 125		20
Hexachlorobutadiene	4.02	ug/L			4.00	100	79 --- 123		20
Isopropylbenzene	4.24	ug/L			4.00	106	81 --- 124		20
m & p-Xylene	8.55	ug/L			8.00	107	80 --- 123		20
Methyl tert-butyl ether	4.09	ug/L			4.00	102	82 --- 116		20
Methylene chloride	4.26	ug/L			4.00	106	73 --- 128		20
n-Butylbenzene	4.31	ug/L			4.00	108	76 --- 127		20
n-Propylbenzene	4.37	ug/L			4.00	109	75 --- 129		20
Naphthalene	4.25	ug/L			4.00	106	64 --- 129		20
o-Xylene	4.25	ug/L			4.00	106	81 --- 121		20
p-Isopropyltoluene	4.33	ug/L			4.00	108	79 --- 126		20
sec-Butylbenzene	4.35	ug/L			4.00	109	76 --- 128		20
Styrene	4.30	ug/L			4.00	108	81 --- 122		20
tert-Butylbenzene	4.25	ug/L			4.00	106	76 --- 125		20
Tetrachloroethene	4.27	ug/L			4.00	107	82 --- 123		20
Tetrahydrofuran	41.5	ug/L			40.0	104	69 --- 122		20
Toluene	4.24	ug/L			4.00	106	82 --- 119		20
trans-1,2-Dichloroethene	4.28	ug/L			4.00	107	80 --- 122		20
trans-1,3-Dichloropropene	4.11	ug/L			4.00	103	83 --- 119		20
Trichloroethene	4.20	ug/L			4.00	105	82 --- 120		20
Trichlorofluoromethane	4.18	ug/L			4.00	104	78 --- 130		20
Vinyl acetate	45.4	ug/L			40.0	114	63 --- 136		20
Vinyl chloride	4.46	ug/L			4.00	112	73 --- 127		20

Method Blank Water

Analytical Run #: 170850	Analysis Date: 05/05/2020	Prep Batch #:	Matrix: LIQUID
CTLab #: 414869	Analysis Time: 09:28	Prep Date/Time:	Method: SW8260C
Parent Sample #:	Analyst: RLD	Prep Analyst:	

Analyte	QC sample result	Units	Parent sample result	Qualifier(s)	Spike Amount Added	% Recovery	Control Limits	RPD	RPD Limit
1,1,1,2-Tetrachloroethane	0.018	ug/L		U	0		0.018		
1,1,1-Trichloroethane	0.018	ug/L		U	0		0.018		
1,1,2,2-Tetrachloroethane	0.014	ug/L		U	0		0.014		
1,1,2-Trichloroethane	0.019	ug/L		U	0		0.019		
1,1-Dichloroethane	0.015	ug/L		U	0		0.015		
1,1-Dichloroethene	0.04	ug/L		U	0		0.04		
1,1-Dichloropropene	0.03	ug/L		U	0		0.03		
1,2 Dichloroethane-d4	95.0	% Recovery			100	95.0	68 --- 120		
1,2,3-Trichlorobenzene	0.012	ug/L		U	0		0.012		
1,2,3-Trichloropropane	0.07	ug/L		U	0		0.07		
1,2,4-Trichlorobenzene	0.012	ug/L		U	0		0.012		
1,2,4-Trimethylbenzene	0.020	ug/L		U	0		0.020		
1,2-Dibromo-3-chloropropane	0.07	ug/L		U	0		0.07		
1,2-Dibromoethane	0.04	ug/L		U	0		0.04		
1,2-Dichlorobenzene	0.022	ug/L		U	0		0.022		
1,2-Dichloroethane	0.024	ug/L		U	0		0.024		
1,2-Dichloropropane	0.024	ug/L		U	0		0.024		
1,3,5-Trimethylbenzene	0.016	ug/L		U	0		0.016		
1,3-Dichlorobenzene	0.020	ug/L		U	0		0.020		
1,3-Dichloropropane	0.09	ug/L		U	0		0.09		
1,4-Dichlorobenzene	0.017	ug/L		U	0		0.017		
1,4-Dioxane	7	ug/L		U	0		7		
2,2-Dichloropropane	0.015	ug/L		U	0		0.015		
2-Butanone	0.5	ug/L		U	0		0.5		
2-Chlorotoluene	0.024	ug/L		U	0		0.024		
2-Hexanone	0.3	ug/L		U	0		0.3		
4-Chlorotoluene	0.017	ug/L		U	0		0.017		
4-Methyl-2-pentanone	0.22	ug/L		U	0		0.22		
Acetone	1.07	ug/L			0		0.8		
Benzene	0.019	ug/L		U	0		0.019		
Bromobenzene	0.018	ug/L		U	0		0.018		
Bromochloromethane	0.04	ug/L		U	0		0.04		
Bromodichloromethane	0.028	ug/L		U	0		0.028		
Bromofluorobenzene	101	% Recovery			100	101	68 --- 120		
Bromoform	0.03	ug/L		U	0		0.03		
Bromomethane	0.06	ug/L		U	0		0.06		
Carbon disulfide	0.0158	ug/L			0		0.014		
Carbon tetrachloride	0.029	ug/L		U	0		0.029		
Chlorobenzene	0.015	ug/L		U	0		0.015		
Chloroethane	0.023	ug/L		U	0		0.023		
Chloroform	0.023	ug/L		U	0		0.023		
Chloromethane	0.0507	ug/L			0		0.03		

Method Blank Water

Analytical Run #:	170850	Analysis Date:	05/05/2020	Prep Batch #:	Matrix:	LIQUID
CTLab #:	414869	Analysis Time:	09:28	Prep Date/Time:	Method:	SW8260C
Parent Sample #:		Analyst:	RLD	Prep Analyst:		

Analyte	QC sample result	Units	Parent sample result	Qualifier(s)	Spike Amount Added	% Recovery	Control Limits	RPD	RPD Limit
cis-1,2-Dichloroethene	0.027	ug/L		U	0		0.027		
cis-1,3-Dichloropropene	0.020	ug/L		U	0		0.020		
d8-Toluene	99.0	% Recovery			100	99.0	71 --- 117		
Dibromochloromethane	0.03	ug/L		U	0		0.03		
Dibromofluoromethane	96.0	% Recovery			100	96.0	67 --- 122		
Dibromomethane	0.03	ug/L		U	0		0.03		
Dichlorodifluoromethane	0.03	ug/L		U	0		0.03		
Diisopropyl ether	0.016	ug/L		U	0		0.016		
Ethylbenzene	0.016	ug/L		U	0		0.016		
Hexachlorobutadiene	0.03	ug/L		U	0		0.03		
Isopropylbenzene	0.018	ug/L		U	0		0.018		
m & p-Xylene	0.03	ug/L		U	0		0.03		
Methyl tert-butyl ether	0.017	ug/L		U	0		0.017		
Methylene chloride	0.03	ug/L		U	0		0.03		
n-Butylbenzene	0.014	ug/L		U	0		0.014		
n-Propylbenzene	0.020	ug/L		U	0		0.020		
Naphthalene	0.022	ug/L		U	0		0.022		
o-Xylene	0.017	ug/L		U	0		0.017		
p-Isopropyltoluene	0.018	ug/L		U	0		0.018		
sec-Butylbenzene	0.014	ug/L		U	0		0.014		
Styrene	0.011	ug/L		U	0		0.011		
tert-Butylbenzene	0.013	ug/L		U	0		0.013		
Tetrachloroethene	0.023	ug/L		U	0		0.023		
Tetrahydrofuran	0.28	ug/L		U	0		0.28		
Toluene	0.017	ug/L		U	0		0.017		
trans-1,2-Dichloroethene	0.029	ug/L		U	0		0.029		
trans-1,3-Dichloropropene	0.03	ug/L		U	0		0.03		
Trichloroethene	0.025	ug/L		U	0		0.025		
Trichlorofluoromethane	0.029	ug/L		U	0		0.029		
Vinyl acetate	0.4	ug/L		U	0		0.4		
Vinyl chloride	0.013	ug/L		U	0		0.013		

Sample Condition Report

Folder #: 152925	Print Date / Time: 05/01/2020 10:15
Client: TRC ENVIRONMENTAL	Received Date / Time / By: 04/30/2020 10:45 DJL
Project Name: RIPON FF/NN LANDFILL	Log-In Date / Time / By: 04/30/2020 11:40 JLS
Project Phase: RIPON, WI	Project #: 378957.0001.0002 PM: BMS
Coolers: 6151,5521,XXXX	Temperature: 4.1 C On Ice: Y
Custody Seals Present :	COC Present?: Y Complete?: Y
Seal Intact?	Numbers:
Ship Method: FEDEX EXPRESS	Tracking Number:
Adequate Packaging: Y	Temp Blank Enclosed? Y

Notes: THE SAMPLES WERE RECEIVED ON ICE.

FOUR (4) VOA VIALS WERE RECEIVED BROKEN UPON RECEIPT: TWO (2) VOA VIALS FROM SAMPLE P-116 AND TWO (2) VOA VIALS FROM SAMPLE DUP-1. THE VOC ANALYSIS WILL BE PERFORMED USING THE ONE (1) REMAINING VOA VIAL FOR EACH OF THESE SAMPLES.

Sample ID / Description	Container Type	Cond. Code	pH OK?/Filtered?	Tests
413596 P-103	UNPRES PL	1	/	Anions
	Total # of Containers of Type		(UNPRES PL) = 1	
413596 P-103	HNO3	1	Y /	ICP
	Total # of Containers of Type		(HNO3) = 1	
413596 P-103	H2SO4 PL	1	Y /	NO23
	Total # of Containers of Type		(H2SO4 PL) = 1	
413596 P-103	VOA HCL	1	/	VOC
	VOA HCL	1	/	VOC
	VOA HCL	1	/	VOC
	Total # of Containers of Type		(VOA HCL) = 3	

Sample ID / Description	Container Type	Cond. Code	pH OK?/Filtered?	Tests
413607 P-113B	UNPRES PL	1	/	Anions
	Total # of Containers of Type		(UNPRES PL) = 1	
413607 P-113B	HNO3	1	Y /	ICP
	Total # of Containers of Type		(HNO3) = 1	
413607 P-113B	H2SO4 PL	1	Y /	NO23
	Total # of Containers of Type		(H2SO4 PL) = 1	
413607 P-113B	VOA HCL	1	/	VOC
	VOA HCL	1	/	VOC

VOA HCL 1 / VOC
Total # of Containers of Type (VOA HCL) = 3

Sample ID / Description	Container Type	Cond. Code	pH OK?/Filtered?	Tests
413608 P-106	UNPRES PL	1	/	Anions
	Total # of Containers of Type		(UNPRES PL) = 1	
413608 P-106	HNO3	1	Y /	ICP
	Total # of Containers of Type		(HNO3) = 1	
413608 P-106	H2SO4 PL	1	Y /	NO23
	Total # of Containers of Type		(H2SO4 PL) = 1	
413608 P-106	VOA HCL	1	/	VOC
	VOA HCL	1	/	VOC
	VOA HCL	1	/	VOC
	Total # of Containers of Type		(VOA HCL) = 3	

Sample ID / Description	Container Type	Cond. Code	pH OK?/Filtered?	Tests
413609 P-103D	UNPRES PL	1	/	Anions
	Total # of Containers of Type		(UNPRES PL) = 1	
413609 P-103D	HNO3	1	Y /	ICP
	Total # of Containers of Type		(HNO3) = 1	
413609 P-103D	H2SO4 PL	1	Y /	NO23
	Total # of Containers of Type		(H2SO4 PL) = 1	
413609 P-103D	VOA HCL	1	/	VOC
	VOA HCL	1	/	VOC
	VOA HCL	1	/	VOC
	Total # of Containers of Type		(VOA HCL) = 3	

Sample ID / Description	Container Type	Cond. Code	pH OK?/Filtered?	Tests
413610 P-115	UNPRES PL	1	/	Anions
	Total # of Containers of Type		(UNPRES PL) = 1	
413610 P-115	HNO3	1	Y /	ICP
	Total # of Containers of Type		(HNO3) = 1	
413610 P-115	H2SO4 PL	1	Y /	NO23
	Total # of Containers of Type		(H2SO4 PL) = 1	
413610 P-115	VOA HCL	1	/	VOC
	VOA HCL	1	/	VOC
	VOA HCL	1	/	VOC
	Total # of Containers of Type		(VOA HCL) = 3	

Sample ID / Description	Container Type	Cond. Code	pH OK?/Filtered?	Tests
-------------------------	----------------	------------	------------------	-------

413611	MW-3B	UNPRES PL	1	/	Anions
		Total # of Containers of Type	(UNPRES PL) = 1		
413611	MW-3B	HNO3	1	Y /	ICP
		Total # of Containers of Type	(HNO3) = 1		
413611	MW-3B	H2SO4 PL	1	Y /	NO23
		Total # of Containers of Type	(H2SO4 PL) = 1		
413611	MW-3B	VOA HCL	1	/	VOC
		VOA HCL	1	/	VOC
		VOA HCL	1	/	VOC
		Total # of Containers of Type	(VOA HCL) = 3		

Sample ID / Description	Container Type	Cond. Code	pH OK?/Filtered?	Tests
413612	MW-3A	UNPRES PL	1 /	Anions
		Total # of Containers of Type	(UNPRES PL) = 1	
413612	MW-3A	HNO3	1 Y /	ICP
		Total # of Containers of Type	(HNO3) = 1	
413612	MW-3A	H2SO4 PL	1 Y /	NO23
		Total # of Containers of Type	(H2SO4 PL) = 1	
413612	MW-3A	VOA HCL	1 /	VOC
		VOA HCL	1 /	VOC
		VOA HCL	1 /	VOC
		Total # of Containers of Type	(VOA HCL) = 3	

Sample ID / Description	Container Type	Cond. Code	pH OK?/Filtered?	Tests
413613	MW-103	UNPRES PL	1 /	Anions
		Total # of Containers of Type	(UNPRES PL) = 1	
413613	MW-103	HNO3	1 Y /	ICP
		Total # of Containers of Type	(HNO3) = 1	
413613	MW-103	H2SO4 PL	1 Y /	NO23
		Total # of Containers of Type	(H2SO4 PL) = 1	
413613	MW-103	VOA HCL	1 /	VOC
		VOA HCL	1 /	VOC
		VOA HCL	1 /	VOC
		Total # of Containers of Type	(VOA HCL) = 3	

Sample ID / Description	Container Type	Cond. Code	pH OK?/Filtered?	Tests
413614	ROHDE			

UNPRES PL 1 / Anions
Total # of Containers of Type (UNPRES PL) = 1

413614 ROHDE
 HNO3 1 Y / ICP
Total # of Containers of Type (HNO3) = 1

413614 ROHDE
 H2SO4 PL 1 Y / NO23
Total # of Containers of Type (H2SO4 PL) = 1

413614 ROHDE
 VOA HCL 1 / VOC
 VOA HCL 1 / VOC
 VOA HCL 1 / VOC
Total # of Containers of Type (VOA HCL) = 3

Sample ID / Description	Container Type	Cond. Code	pH OK?/Filtered?	Tests
-------------------------	----------------	------------	------------------	-------

413616 MW-107
 UNPRES PL 1 / Anions
Total # of Containers of Type (UNPRES PL) = 1

413616 MW-107
 HNO3 1 Y / ICP
Total # of Containers of Type (HNO3) = 1

413616 MW-107
 H2SO4 PL 1 Y / NO23
Total # of Containers of Type (H2SO4 PL) = 1

413616 MW-107
 VOA HCL 1 / VOC
 VOA HCL 1 / VOC
 VOA HCL 1 / VOC
Total # of Containers of Type (VOA HCL) = 3

Sample ID / Description	Container Type	Cond. Code	pH OK?/Filtered?	Tests
-------------------------	----------------	------------	------------------	-------

413617 P-107
 UNPRES PL 1 / Anions
Total # of Containers of Type (UNPRES PL) = 1

413617 P-107
 HNO3 1 Y / ICP
Total # of Containers of Type (HNO3) = 1

413617 P-107
 H2SO4 PL 1 Y / NO23
Total # of Containers of Type (H2SO4 PL) = 1

413617 P-107
 VOA HCL 1 / VOC
 VOA HCL 1 / VOC
 VOA HCL 1 / VOC
Total # of Containers of Type (VOA HCL) = 3

Sample ID / Description	Container Type	Cond. Code	pH OK?/Filtered?	Tests
-------------------------	----------------	------------	------------------	-------

413618 P-116
 UNPRES PL 1 / Anions
Total # of Containers of Type (UNPRES PL) = 1

413618 P-116

HNO3 1 Y / ICP
Total # of Containers of Type (HNO3) = 1

413618 P-116

H2SO4 PL 1 Y / NO23
Total # of Containers of Type (H2SO4 PL) = 1

413618 P-116

VOA HCL 1 / VOC
VOA HCL 3 / VOC
VOA HCL 3 / VOC
Total # of Containers of Type (VOA HCL) = 3

Sample ID / Description Container Type Cond. Code pH OK?/Filtered? Tests

413619 P-114

UNPRES PL 1 / Anions
Total # of Containers of Type (UNPRES PL) = 1

413619 P-114

HNO3 1 Y / ICP
Total # of Containers of Type (HNO3) = 1

413619 P-114

H2SO4 PL 1 Y / NO23
Total # of Containers of Type (H2SO4 PL) = 1

413619 P-114

VOA HCL 1 / VOC
VOA HCL 1 / VOC
VOA HCL 1 / VOC
Total # of Containers of Type (VOA HCL) = 3

Sample ID / Description Container Type Cond. Code pH OK?/Filtered? Tests

413620 P-117

UNPRES PL 1 / Anions
Total # of Containers of Type (UNPRES PL) = 1

413620 P-117

HNO3 1 Y / ICP
Total # of Containers of Type (HNO3) = 1

413620 P-117

H2SO4 PL 1 Y / NO23
Total # of Containers of Type (H2SO4 PL) = 1

413620 P-117

VOA HCL 1 / VOC
VOA HCL 1 / VOC
VOA HCL 1 / VOC
Total # of Containers of Type (VOA HCL) = 3

Sample ID / Description Container Type Cond. Code pH OK?/Filtered? Tests

413621 P-118

UNPRES PL 1 / Anions
Total # of Containers of Type (UNPRES PL) = 1

413621 P-118

HNO3 1 Y / ICP
Total # of Containers of Type (HNO3) = 1

413621	P-118	H2SO4 PL	1	Y	/	NO23
		Total # of Containers of Type		(H2SO4 PL) = 1		
413621	P-118	VOA HCL	1		/	VOC
		VOA HCL	1		/	VOC
		VOA HCL	1		/	VOC
		Total # of Containers of Type		(VOA HCL) = 3		
Sample ID / Description	Container Type	Cond. Code	pH OK?/Filtered?		Tests	
413622	P-111D	UNPRES PL	1		/	Anions
		Total # of Containers of Type		(UNPRES PL) = 1		
413622	P-111D	HNO3	1	Y	/	ICP
		Total # of Containers of Type		(HNO3) = 1		
413622	P-111D	H2SO4 PL	1	Y	/	NO23
		Total # of Containers of Type		(H2SO4 PL) = 1		
413622	P-111D	VOA HCL	1		/	VOC
		VOA HCL	1		/	VOC
		VOA HCL	1		/	VOC
		Total # of Containers of Type		(VOA HCL) = 3		
Sample ID / Description	Container Type	Cond. Code	pH OK?/Filtered?		Tests	
413623	MW-112	UNPRES PL	1		/	Anions
		Total # of Containers of Type		(UNPRES PL) = 1		
413623	MW-112	HNO3	1	Y	/	ICP
		Total # of Containers of Type		(HNO3) = 1		
413623	MW-112	H2SO4 PL	1	Y	/	NO23
		Total # of Containers of Type		(H2SO4 PL) = 1		
413623	MW-112	VOA HCL	1		/	VOC
		VOA HCL	1		/	VOC
		VOA HCL	1		/	VOC
		Total # of Containers of Type		(VOA HCL) = 3		
Sample ID / Description	Container Type	Cond. Code	pH OK?/Filtered?		Tests	
413624	LC-2	UNPRES PL	1		/	Anions
		Total # of Containers of Type		(UNPRES PL) = 1		
413624	LC-2	HNO3	1	Y	/	ICP
		Total # of Containers of Type		(HNO3) = 1		
413624	LC-2	H2SO4 PL	1	Y	/	NO23

Total # of Containers of Type (H2SO4 PL) = 1

413624	LC-2	VOA HCL	1	/	VOC
		VOA HCL	1	/	VOC
		VOA HCL	1	/	VOC
		Total # of Containers of Type (VOA HCL) = 3			

Sample ID / Description	Container Type	Cond. Code	pH OK?/Filtered?	Tests
-------------------------	----------------	------------	------------------	-------

413626	LC-1	UNPRES PL	1	/	Anions
		Total # of Containers of Type (UNPRES PL) = 1			

413626	LC-1	HNO3	1	Y /	ICP
		Total # of Containers of Type (HNO3) = 1			

413626	LC-1	H2SO4 PL	1	Y /	NO23
		Total # of Containers of Type (H2SO4 PL) = 1			

413626	LC-1	VOA HCL	1	/	VOC
		VOA HCL	1	/	VOC
		VOA HCL	1	/	VOC
		Total # of Containers of Type (VOA HCL) = 3			

Sample ID / Description	Container Type	Cond. Code	pH OK?/Filtered?	Tests
-------------------------	----------------	------------	------------------	-------

413627	LC-3	UNPRES PL	1	/	Anions
		Total # of Containers of Type (UNPRES PL) = 1			

413627	LC-3	HNO3	1	Y /	ICP
		Total # of Containers of Type (HNO3) = 1			

413627	LC-3	H2SO4 PL	1	Y /	NO23
		Total # of Containers of Type (H2SO4 PL) = 1			

413627	LC-3	VOA HCL	1	/	VOC
		VOA HCL	1	/	VOC
		VOA HCL	1	/	VOC
		Total # of Containers of Type (VOA HCL) = 3			

Sample ID / Description	Container Type	Cond. Code	pH OK?/Filtered?	Tests
-------------------------	----------------	------------	------------------	-------

413628	DUP-2	UNPRES PL	1	/	Anions
		Total # of Containers of Type (UNPRES PL) = 1			

413628	DUP-2	HNO3	1	Y /	ICP
		Total # of Containers of Type (HNO3) = 1			

413628	DUP-2	H2SO4 PL	1	Y /	NO23
		Total # of Containers of Type (H2SO4 PL) = 1			

413628	DUP-2				
--------	-------	--	--	--	--

VOA HCL 1 / VOC
 VOA HCL 1 / VOC
 VOA HCL 1 / VOC
Total # of Containers of Type (VOA HCL) = 3

Sample ID / Description	Container Type	Cond. Code	pH OK?/Filtered?	Tests
413629 DUP-1	UNPRES PL	1	/	Anions
	Total # of Containers of Type		(UNPRES PL) = 1	
413629 DUP-1	HNO3	1	Y /	ICP
	Total # of Containers of Type		(HNO3) = 1	
413629 DUP-1	H2SO4 PL	1	Y /	NO23
	Total # of Containers of Type		(H2SO4 PL) = 1	
413629 DUP-1	VOA HCL	1	/	VOC
	VOA HCL	3	/	VOC
	VOA HCL	3	/	VOC
	Total # of Containers of Type		(VOA HCL) = 3	

Sample ID / Description	Container Type	Cond. Code	pH OK?/Filtered?	Tests
413630 MW-113A	UNPRES PL	1	/	Anions
	Total # of Containers of Type		(UNPRES PL) = 1	
413630 MW-113A	HNO3	1	Y /	ICP
	Total # of Containers of Type		(HNO3) = 1	
413630 MW-113A	H2SO4 PL	1	Y /	NO23
	Total # of Containers of Type		(H2SO4 PL) = 1	
413630 MW-113A	VOA HCL	1	/	VOC
	VOA HCL	1	/	VOC
	VOA HCL	1	/	VOC
	Total # of Containers of Type		(VOA HCL) = 3	

Sample ID / Description	Container Type	Cond. Code	pH OK?/Filtered?	Tests
413631 MW-104	UNPRES PL	1	/	Anions
	Total # of Containers of Type		(UNPRES PL) = 1	
413631 MW-104	HNO3	1	Y /	ICP
	Total # of Containers of Type		(HNO3) = 1	
413631 MW-104	H2SO4 PL	1	Y /	NO23
	Total # of Containers of Type		(H2SO4 PL) = 1	
413631 MW-104	VOA HCL	1	/	VOC
	VOA HCL	1	/	VOC
	VOA HCL	1	/	VOC
	Total # of Containers of Type		(VOA HCL) = 3	

Sample ID / Description	Container Type	Cond. Code	pH OK?/Filtered?	Tests
413632 P-107D	UNPRES PL	1	/	Anions
	Total # of Containers of Type (UNPRES PL) = 1			
413632 P-107D	HNO3	1	Y /	ICP
	Total # of Containers of Type (HNO3) = 1			
413632 P-107D	H2SO4 PL	1	Y /	NO23
	Total # of Containers of Type (H2SO4 PL) = 1			
413632 P-107D	VOA HCL	1	/	VOC
	VOA HCL	1	/	VOC
	VOA HCL	1	/	VOC
	Total # of Containers of Type (VOA HCL) = 3			
Sample ID / Description	Container Type	Cond. Code	pH OK?/Filtered?	Tests
413633 TRIP BLANK	Trip Blank	1	/	VOC
	Trip Blank	1	/	VOC
	Total # of Containers of Type (Trip Blank) = 2			

Condition Code Condition Description
3 Broken Container

Company: **TRC**
 Project Contact: **Marita Stollenwerk**
 Telephone: **(262) 901-3158**
 Project Name: **Ripon ~~WHAFLF~~ FFINN**
 Project #: **378957.001.002**
 Location: **Ripon, WI**
 Sampled By: **AS/JR**

CT LABORATORIES

1230 Lange Court, Baraboo, WI 53913
 608-356-2760 Fax 608-356-2766
 www.ctlaboratories.com

Report To: **Marita Stollenwerk**
 EMAIL: **mstollenwerk@trccompanies.com**
 Company: **TRC**
 Address: **150 N. Patrick Blvd. Suite 100**
 Invoice To: **Marita Stollenwerk**
 EMAIL: **SAME**
 Company: **TRC**
 Address: **SAME**

Folder #: **152925**
 Company: **TRC ENVIRONMENTAL**
 Project: **RIPON SUPERFUND LF**
 Logged By: **JLS PM BM**

Program:
 QSM RCRA SDWA NPDES
 Solid Waste Other _____
 PO # **149832**

*Party listed is responsible for payment of invoice as per CT Laboratories' terms and conditions

Client Special Instructions

ANALYSES REQUESTED

Turnaround Time

Normal Normal RUSH*

Date Needed: _____

Rush analysis requires prior CT Laboratories' approval

Surcharges:

24 hr 200%
 2-3 days 100%
 4-9 days 50%

Matrix:
 GW - groundwater SW - surface water WW - wastewater DW - drinking water
 S - soil/sediment SL - sludge A - air M - misc/waste

Filtered? Y/N

Diss. MW (4010C)
 Nitrate + Nitrite (EPA 353.2)
 Sulfate (9056A)
 VOC (8260)
 VOC (524.2)

Total # Containers

Designated MS/MSD

Collection		Matrix	Grab/Comp	Sample #	Sample ID Description	Fill in Spaces with Bottles per Test										Total # Containers	Designated MS/MSD	CT Lab ID # <i>Lab use only</i>
Date	Time					1	2	3	4	5	6	7	8	9	10			
4-27-20	11:42	GW	G		P-103	Y	X	X	X	X							6	413596
	815				P-113B													413607
	926				P-106													413608
	1027				P-1030													413609
	1252				P-115													413610
4-27-20	815				P-113A													
	1424				MW-3B													413611
	1523				MW-3A													413612
4-28-20	935				MW-103													413613
	1027				Rohdc		X	X	X		X							413614
	1110				MW-107		X	X	X	X								413615 616
	1144				P-107		X	X	X	X								413616 617

Relinquished By: **[Signature]** Date/Time: **4-29-20 11:20** Received By: _____ Date/Time: _____
 Received by: **[Signature]** Date/Time: **4/30/20 11:40** Received for Laboratory by: **[Signature]** Date/Time: **4/30/20 10:45**
 Lab Use Only
 Ice Present: Yes No
 Temp: 54.1 IR Gun: 27
 Cooler #: 6151

Company: TRC
 Project Contact: Martha Stellenwerk
 Telephone: (62) 901-2158
 Project Name: Ripon ~~WV~~ LF
 Project #: 378957.oed.002
 Location: Ripon, WV
 Sampled By: TRuelke

CT LABORATORIES
 1230 Lange Court, Baraboo, WI 53913
 608-356-2760 Fax 608-356-2766
 www.ctlaboratories.com

Lab Use Only
 Place Header Sticker Here:

Program:
 QSM RCRA SDWA NPDES
 Solid Waste Other _____

PO # 149832

152925

Report To: Martha Stellenwerk
 EMAIL: mstellenwerk@trccompanies.com
 Company: TRC
 Address: 150 W. Patrick Blvd, Suite 180

Invoice To: Martha Stellenwerk
 EMAIL: same
 Company: TRC
 Address: same

**Party listed is responsible for payment of invoice as per CT Laboratories' terms and conditions*

Client Special Instructions

ANALYSES REQUESTED

Turnaround Time
Normal RUSH*
 Date Needed: _____
 Rush analysis requires prior
 CT Laboratories' approval
 Surcharges:
 24 hr 200%
 2-3 days 100%
 4-9 days 50%

Matrix:
 GW - groundwater SW - surface water WW - wastewater DW - drinking water
 S - soil/sediment SL - sludge A - air M - misc/waste

Filtered	Y/N	Dics MW (6010C) Nitrate + Nitrite (EPA-353.2)	Sulfate (9056A)	VOC (8260)															

Total # Containers
 Designated MS/MSD

Collection		Matrix	Grab/Comp	Sample #	Sample ID Description	Fill in Spaces with Bottles per Test													Total # Containers	Designated MS/MSD	CT Lab ID # Lab use only	
Date	Time																					
4/27/20	11:57	GW	Grab		P-116	Y	1	1	1	3										6		413618
	13:12				P-114	Y	1	1	1	3										6		413619
	14:13				P-117	Y	1	1	1	3										6		413620
	15:00				P-118	Y	1	1	1	3										6		413621
4/28/20	11:23				P-1110	Y	1	1	1	3										6		413622
	12:23				MW-112	Y	1	1	1	3										6		413623
	13:40				LC-2	Y	X	X	X	X												413624
					LC-1	Y	X	X	X	X												413625
	14:09				LC-3	Y	X	X	X	X												413627
	-				DUP-2	Y	X	X	X	X												413628
4/27/20	-				DUP-1	Y	X	X	X	X												413629
	8:15				MW-113A	Y	X	X	X	X												413630

Relinquished By: [Signature] Date/Time: 4-29-20 11200

Received By: _____ Date/Time: _____

Received for Laboratory by: [Signature] Date/Time: 4/30/20 10:45

Ice Present: Yes No
 Temp: 24.1 IR Gun 21
 Cooler #: 5521

Company: TRC
 Project Contact: Marita Stollenwerk
 Telephone: 262-901-2158
 Project Name: Ripon FF/NN Landfill
 Project #: 378957 Phase 1 task 2
 Location: Ripon, WI
 Sampled By: AS/JR

CT LABORATORIES
 Lab Use Only
 Place Header Sticker Here:
152925

1230 Lange Court, Baraboo, WI 53913
 608-356-2760 Fax 608-356-2766
 www.ctlaboratories.com

Report To: Marita Stollenwerk
 EMAIL: MStollenwerk@trccompanies.com
 Company: TRC
 Address: 150 N. Patrick Blvd, STE 18 Brookfield, WI, 53045

Program:
 QSM RCRA SDWA NPDES
 Solid Waste Other _____
 PO # 149832

Invoice To:*
 EMAIL:
 Company:
 Address:

*Party listed is responsible for payment of invoice as per CT Laboratories' terms and conditions

Client Special Instructions

Filtered? Y/N	ANALYSES REQUESTED										Total # Containers	Designated MS/MSD	
	Dissolved Manganese (mg/L)	Nitrate + Nitrite (ppm as N)	Sulfate (ppm)	VOCs	SVOCs	PCBs	PAHs	PCDDs	PCDFs	DDTs			Chlordane

Turnaround Time
~~Normal~~ RUSH*
 Date Needed: _____
 Rush analysis requires prior CT Laboratories' approval
 Surcharges:
 24 hr 200%
 2-3 days 100%
 4-9 days 50%

Matrix:
 GW - groundwater SW - surface water WW - wastewater DW - drinking water
 S - soil/sediment SL - sludge A - air M - misc/waste

Collection		Matrix	Grab/Comp	Sample ID Description	Filtered?	Fill in Spaces with Bottles per Test										Total # Containers	Designated MS/MSD	CT Lab ID # <i>Lab use only</i>
Date	Time																	
4-28-20	835	GW	G	MW-104	X	X	X	X	X							6	413631	
4-28-20	1330	GW	G	P-1070	Y	Y	X	X	X							6	413632	
4-28-20	-	-	-	Trip Blank													413633	

Relinquished By: [Signature]

Date/Time: 4-29-20/1700

Received By: _____

Date/Time: _____

Lab Use Only
 Ice Present Yes 5 No _____
 Temperature 24
 Cooler # X

Received by: [Signature]

Date/Time: 4/30/2020 1140

Received for Laboratory by: [Signature]
 152925 - Page 172 of 175

Date/Time: 4/30/20 10:45

CT Laboratories Terms and Conditions

Where a purchaser (Client) places an order for laboratory, consulting or sampling services from CT Laboratories (CTL), CTL shall provide the ordered services pursuant to these Terms and Conditions, and the related Quotation, or as agreed in a negotiated contract. In the absence of a written agreement to the contrary, the Order constitutes an acceptance by the Client of CTL's offer to do business under these Terms and Conditions, and an agreement to be bound by these Terms and Conditions. No contrary or additional terms and conditions expressed in a Client's document shall be deemed to become a part of the contract created upon acceptance of these Terms and Conditions, unless accepted by CTL in advance of the start of the project and in writing.

1. ORDERS AND RECEIPT OF SAMPLES (Sample Acceptance Policy)

1.1 The Client may place the Order (i.e., specify a Scope of Work) either by submitting a purchase order to CTL in writing, by telephone (confirmed in writing) or by negotiated contract. Whichever option the Client selects for placing the Order, the Order shall not be valid unless it contains sufficient specification to enable CTL to carry out the Client's requirements. It is the policy of CT Laboratories that samples not meeting the acceptance criteria, outlined in the NELAC standards and Section 5.8.3.2 of the DOD QSM, will not be accepted by the laboratory or will be qualified on the final report. All samples submitted to the laboratory must: (1) be accompanied by proper, full and complete documentation, including sample identification, location, date and time of collection, the collector's name, type of preservation (if any), type of sample, any special comments concerning the sample and any additional pertinent fields on the chain-of-custody. In the absence of any of the required information, the laboratory will attempt to contact the client to obtain the information; if unable to obtain the necessary information, the final report will be qualified. (2) be labeled appropriately with a unique sample identification written with indelible ink on water resistant labels. If the laboratory cannot determine the identity of a sample, it will be rejected and the client will be contacted for further instructions or resampling. (3) be in an appropriate sample container. If the container is inappropriate, the client will be contacted for further instructions or resampling. If analysis is possible, the final report will be qualified. CT Laboratories can provide a sampling guide containing approved containers and preservations for analytical methods requested. (4) adhere to specified holding times. If samples are received with less than 1/2 the holding time remaining for the requested test, CT Laboratories will make its best effort to analyze the samples and notify the client. If holding times are exceeded, the final report will be qualified. (5) contain adequate sample volume to perform the necessary testing. If sufficient volume is not present, the sample will be rejected and the client will be contacted for further instructions or resampling. If analysis can be performed, the final report will be qualified. If not, the samples will be rejected and the client notified for further instructions or resampling. 1.2 CT Laboratories must be supplied with complete written disclosure of the known or suspected presence of any hazardous substances, as defined by applicable federal or state law. Where any samples which were not accompanied by the required disclosure, cause interruptions in the lab's ability to process work due to contamination of instruments or work areas, the Client will be responsible for the costs of clean up and recovery. 1.3 Prior to Sample Acceptance, the entire risk of loss or damage to samples remains with the Client. In no event will CTL have any responsibility or liability for the action or inaction of any carrier shipping or delivering any sample to or from CTL's premises. Client is responsible to assure that any sample containing any hazardous substance which is to be delivered to CTL's premises will be packaged, labeled, transported and delivered properly and in accordance with applicable laws.

2. PAYMENT TERMS

2.1 Services performed by CTL will be in accordance with prices quoted and later confirmed in writing or as stated in the Price Schedule. Invoices may be submitted to Client upon completion of any sample delivery group. Payment in advance is required for all Clients except those whose credit has been established with CTL. For Clients with approved credit, payment terms are net 30 days from the date of invoice by CTL. All overdue payments are subject to an additional interest and service charge of one and one-half percent (1.5%) (or the maximum rate permissible by law, whichever is lesser) per month or portion thereof from the due date until the date of payment. All fees are charged or billed directly to the Client. The billing of a third party will not be accepted without a statement, signed by the third party that acknowledges and accepts payment responsibility. CTL may suspend work and withhold delivery of data under this order at any time in the event Client fails to make timely payment of its invoices. Client shall be responsible for all costs and expenses of collection including reasonable attorney's fees. CTL reserves the right to refuse to proceed with work at any time based upon an unfavorable Client credit report.

3. CHANGE ORDERS, TERMINATION

3.1 Changes to the Scope of Work, price, or result delivery date may be initiated by CTL after Sample Acceptance due to any condition which conflicts with analytical, QA or other protocols warranted in these Terms and Conditions. CTL will not proceed with such changes until an agreement with the Client is reached on the amount of any cost, schedule change or technical change to the Scope of Work, and such agreement is documented in writing. 3.2 Changes to the Scope of Work, including but not limited to increasing or decreasing the work, changing test and analysis specification or acceleration in the performance of the work may be initiated by the Client after sample acceptance. Such a change will be documented in writing and may result in a change in cost and turnaround time commitment. CTL's acceptance of such changes is contingent upon technical feasibility and operational capacity. 3.3 Suspension or termination of all or any part of the work may be initiated by the Client. CTL will be compensated consistent with Section 2 of these Terms and Conditions. CTL will complete all work in progress and be paid in full for all work completed.

4. WARRANTIES AND LIABILITY

4.1 Where applicable, CTL will use analytical methodologies which are in substantial conformity with published test methods. CTL has implemented these methods in its Laboratory Quality Manuals and referenced Standard Operating Procedures and where the nature or composition of the sample requires it, CTL reserves the right to deviate from these methodologies as necessary or appropriate, based on the reasonable judgment of CTL, which deviations, if any, will be made on a basis consistent with recognized standards of the industry and/or CTL's Laboratory Quality Manuals. Client may request that CTL perform according to a mutually agreed Quality Assurance Project Plan (QAPP). In the event that samples arrive prior to agreement on a QAPP, CTL will proceed with analyses under its standard Quality Manuals then in effect, and CTL will not be responsible for any resampling or other charges if work must be repeated to comply with a subsequently finalized QAPP. 4.2 CTL shall start preparation and/or analysis within holding times provided that Sample Acceptance occurs within 48 hours of sampling or 1/2 of the holding time for the test, whichever is less. Where resolution of inconsistencies leading to Sample Acceptance does not occur within this period, CTL will use its best efforts to meet holding times and will proceed with the work provided that, in CTL's judgment, the chain-of-custody or definition of the Scope of Work provide sufficient guidance. Reanalysis of samples to comply with CTL's Quality Manuals will be deemed to have met holding times provided the initial analysis was performed within the applicable holding time. Where reanalysis demonstrates that sample matrix interference is the cause of failure to meet any Quality Manual requirements, the warranty will be deemed to have been met. 4.3 CTL warrants that it possesses and maintains all licenses and certifications which are required to perform services under these Terms and Conditions provided that such requirements are specified in writing to CTL prior to Sample Acceptance. CTL will notify the Client in writing of any deactivation or revocation of any license, or notice of either, which affects work in progress. 4.4 The warranty obligations set forth in Sections 4.1, 4.2 and 4.3 are the sole and exclusive warranties given by CTL in connection with any services performed by CTL or any Results generated from such services, and CTL gives and makes NO OTHER REPRESENTATION OR WARRANTY OF ANY KIND, EXPRESS OR IMPLIED. No representative of CTL is authorized to give or make any other representation or warranty or modify this warranty in any way. 4.5 Client's sole and exclusive remedy for the breach of warranty in connection with any services performed by CTL, will be limited to repeating any services performed, contingent on the Client's providing, at the request of CTL and at the Client's expense, additional sample(s) if necessary. Any reanalysis requested by the Client generating Results consistent with the original Results will be at the Client's expense. If resampling is necessary, CTL's liability for resampling costs will be limited to actual cost or one hundred or one hundred fifty dollars (\$150) per sample, whichever is less. 4.6 CTL's liability for any and all causes of action arising hereunder, whether based in contract, tort, warranty, negligence or otherwise, shall be limited to the lesser amount of compensation for the services performed or \$100,000. All claims, including those for negligence, shall be deemed waived unless suit thereon is filed within one year after CTL's completion of the services. Under no circumstances, whether arising in contract, tort (including negligence), or otherwise, shall CTL be responsible for loss of use, loss of profits, or for any special, indirect, incidental or consequential damages occasioned by the services performed or by application or use of the reports prepared. 4.7 In no event shall CTL have any responsibility or liability to the Client for any failure or delay in performance by CTL which results, directly or indirectly, in whole or in part, from any cause or circumstance beyond the reasonable control of CTL. Such causes and circumstances shall include, but not be limited to, acts of God, acts of Client, acts or orders of any governmental authority, strikes or other labor disputes, natural disasters, accidents, wars, civil disturbances, equipment breakdown, matrix interference or unknown highly contaminated samples that impact instrument operation or unavailability of supplies from usual suppliers, difficulties or delays in transportation, mail or delivery services, or any other cause beyond CTL's reasonable control.

5. RESULTS, WORK PRODUCT

5.1 Data or information provided to CTL or generated by services performed under this agreement shall only become the property of the Client upon receipt in full by CTL of payment for the whole Order. Ownership of any analytical method, QA/QC protocols, software programs or equipment developed by CTL for performance of work will be retained by CTL, and Client shall not disclose such information to any third party. 5.2 Data and sample materials provided by Client or at Client's request, and the result obtained by CTL shall be held in confidence (unless such information is generally available to the public or is in the public domain or Client has failed to pay CTL for all services rendered or is otherwise in breach of these Terms and Conditions), subject to any disclosure required by law or legal process. 5.3 Should the Results delivered by CTL be used by the Client or Client's client, even though subsequently determined not to meet the warranties described in these Terms and Conditions, then the compensation will be adjusted based upon mutual agreement. In no case shall the Client be unreasonably withhold CTL's right to independently defend its data. 5.4 CTL reserves the right to subcontract services ordered by the Client to another laboratory or laboratories, if, in CTL's sole judgment, it is reasonably necessary, appropriate or advisable to do so, and with the Client's permission. CTL will in no way be liable for any subcontracted services or all applicable warranties, guarantees and insurance are those of the subcontracted laboratory. 5.5 CTL shall dispose of the Client's samples 30 days after the analytical report is issued, unless instructed to store them for an alternate period of time or to return such samples to the Client, in a manner consistent with U.S. Environmental Protection Agency regulations or other applicable Federal, state or local requirements. Any samples for projects that are canceled or not accepted, or for which return was requested, will be returned to the Client at their own expense. CTL reserves the right to return to the Client any sample or unused portion of a sample that is not within CTL's permitted capacity or the capabilities of CTL's designated waste disposal vendor(s). 5.6 Unless a different time period is agreed to in any order under these Terms and Conditions, CTL agrees to retain all records for five (5) years. 5.7 In the event that CTL is required to respond to legal process related to services for Client, Client agrees to reimburse CTL for hourly charges for personnel involved in the response and attorney fees reasonably incurred in obtaining advice concerning the response, preparation to testify, appearances related to the legal process, travel and all reasonable expenses associated with the litigation.

6. INSURANCE

6.1 CTL shall maintain in force during the performance of services under these Terms and Conditions, Workers' Compensation and Employer's Liability Insurance in accordance with the laws of the states having jurisdiction over CTL's employees who are engaged in the performance of the work, shall also maintain during such period, Comprehensive General and Contractual Liability (limit of \$2,000,000 per occurrence/aggregate), Comprehensive Automobile Liability, owned and hired, (\$1,000,000 combined single limit), and Professional/Pollution Liability Insurance (limit of \$5,000,000 per occurrence/aggregate). Any Client required changes to these limits or conditions may result in a change in cost to the Client.

7. AUDIT

7.1 Upon prior notice to CTL, the Client may audit and inspect CTL's records and accounts covering reimbursable costs related to work done for the Client, for a period of one (1) year after completion of the work. The purpose of any such audit shall be only for verification of such costs, and CTL shall not be required to provide access to cost records where prices are expressed as fixed fees or published unit prices.

Brett Szymanski

From: Stollenwerk, Marita <MStollenwerk@trccompanies.com>
Sent: 05/01/2020 12:04
To: Brett Szymanski
Cc: Stehn, Andrew
Subject: FW: [EXTERNAL] Ripon FF/NN Landfill Sample Receipt Documents - Folder # 152925

Hi Brett – See Aaron’s note below for the dup. And yes for GEMS reporting the wells should be reported as P-113A and Rhode.

Thank you for letting me know about the broken bottles – can you tell me about whether there was insufficient packing?

marita

Marita D. Stollenwerk, P.G.
Senior Project Manager
mstollenwerk@trccompanies.com



150 North Patrick Blvd, Suite 180, Brookfield, WI 53045
T 262.901.2158 | F 262.879.1220 | C 262.328.4528
[LinkedIn](#) | [Twitter](#) | [Blog](#) | TRCcompanies.com

Please note that our domain name and email addresses have changed

From: Sobbe, Aaron <ASobbe@trccompanies.com>
Sent: Friday, May 1, 2020 12:08 PM
To: Stollenwerk, Marita <MStollenwerk@trccompanies.com>
Subject: RE: [EXTERNAL] Ripon FF/NN Landfill Sample Receipt Documents - Folder # 152925

Parent for DUP-1 is P-114.

From: Stollenwerk, Marita <MStollenwerk@trccompanies.com>
Sent: Friday, May 1, 2020 11:21 AM
To: Roelke, John <JRoelke@trccompanies.com>; Sobbe, Aaron <ASobbe@trccompanies.com>
Cc: Stehn, Andrew <AStehn@trccompanies.com>
Subject: FW: [EXTERNAL] Ripon FF/NN Landfill Sample Receipt Documents - Folder # 152925

See notes from Brett below. Can you tell me the source sample for the DUP?

Marita D. Stollenwerk, P.G.
Senior Project Manager
mstollenwerk@trccompanies.com



150 North Patrick Blvd, Suite 180, Brookfield, WI 53045
T 262.901.2158 | F 262.879.1220 | C 262.328.4528
[LinkedIn](#) | [Twitter](#) | [Blog](#) | [TRCcompanies.com](#)

Please note that our domain name and email addresses have changed

From: Szymanski, Brett M <BSzymanski@ctlaboratories.com>
Sent: Friday, May 1, 2020 10:38 AM
To: Stollenwerk, Marita <MStollenwerk@trccompanies.com>; Popp, Peggy <PPopp@trccompanies.com>; Stehn, Andrew <AStehn@trccompanies.com>
Subject: [EXTERNAL] Ripon FF/NN Landfill Sample Receipt Documents - Folder # 152925

This is an **EXTERNAL** email. Do not click links or open attachments unless you validate the sender and know the content is safe.

Hello,

Attached are the sample receipt documents for the Ripon FF/NN Landfill samples that were received by CT Labs on 04/30/2020.

Just a heads up – samples P-116 and DUP-1 were received with two (2) broken VOA vials each. We will attempt the low-level VOC (8260C) analysis using the one (1) remaining VOA vial for each of these samples; however, there will not be sufficient volume if reanalysis or dilution is required. Can you please send me the parent sample information for DUP-1 so we can review the historical VOC data?

Can you also confirm that sample “Rohde” on page 1 of the COC should be “Rhode” and sample “MW-113A” on page 2 of the COC should be “P-113A” to match the sample IDs in the GEMS system?

Thank you,

Brett Szymanski
Project Manager
CT Laboratories, LLC
1230 Lange Court
Baraboo, WI 53913
Phone: 608-356-2760
Fax: 608-356-2766
www.ctlaboratories.com

NOTE: CT Laboratories has been designated an Essential Services provider under Wisconsin Emergency Order #12, Section 10, Essential Infrastructure, and will remain open through the current coronavirus Public Health Emergency, unless otherwise restricted through future revisions or changes in regulation.

Let us know how we're doing. Click [Here](#) to take our Customer Survey.

Confidentiality: The information contained within this e-mail is considered proprietary for the exclusive reading and use of the individual(s) named in the header information. If this transmission has been received in error, please inform CT Laboratories of the error and destroy the attached document. CT Laboratories assumes no liability for any document or attachment once the transmission has been completed from our facility.



2655 Park Center Dr., Suite A
Simi Valley, CA 93065
T: +1 805 526 7161
www.alsglobal.com

LABORATORY REPORT

May 14, 2020

Dennis Linley
CT Laboratories
1230 Lange Court
Baraboo, WI 53913

RE: Ripon FFINN Landfill / 378957.0001.0002

Dear Dennis:

Enclosed are the results of the samples submitted to our laboratory on May 1, 2020. For your reference, these analyses have been assigned our service request number P2002385.

All analyses were performed according to our laboratory's NELAP and DoD-ELAP-approved quality assurance program. The test results meet requirements of the current NELAP and DoD-ELAP standards, where applicable, and except as noted in the laboratory case narrative provided. For a specific list of NELAP and DoD-ELAP-accredited analytes, refer to the certifications section at www.alsglobal.com. Results are intended to be considered in their entirety and apply only to the samples analyzed and reported herein.

If you have any questions, please call me at (805) 526-7161.

Respectfully submitted,

ALS | Environmental

By Sue Anderson at 5:42 pm, May 14, 2020

Sue Anderson
Project Manager



2655 Park Center Dr., Suite A
Simi Valley, CA 93065
T: +1 805 526 7161
www.alsglobal.com

Client: CT Laboratories
Project: Ripon FFINN Landfill / 378957.0001.0002

Service Request No: P2002385

CASE NARRATIVE

The samples were received intact under chain of custody on May 1, 2020 and were stored in accordance with the analytical method requirements. Please refer to the sample acceptance check form for additional information. The results reported herein are applicable only to the condition of the samples at the time of sample receipt.

Volatile Organic Compound Analysis

The samples were analyzed for volatile organic compounds in accordance with EPA Method TO-15 from the Compendium of Methods for the Determination of Toxic Organic Compounds in Ambient Air, Second Edition (EPA/625/R-96/010b), January, 1999. This procedure is described in laboratory SOP VOA-TO15. The analytical system was comprised of a gas chromatograph / mass spectrometer (GC/MS) interfaced to a whole-air preconcentrator. This method is included on the laboratory's NELAP and DoD-ELAP scope of accreditation. Any analytes flagged with an X are not included on the NELAP or DoD-ELAP accreditation.

The containers were cleaned, prior to sampling, down to the method reporting limit (MRL) reported for this project. For projects requiring DoD QSM 5.1 compliance canisters were cleaned to <1/2 the MRL. Please note, projects which require reporting below the MRL could have results between the MRL and method detection limit (MDL) that are biased high.

The results of analyses are given in the attached laboratory report. All results are intended to be considered in their entirety, and ALS Environmental (ALS) is not responsible for utilization of less than the complete report.

Use of ALS Environmental (ALS)'s Name. Client shall not use ALS's name or trademark in any marketing or reporting materials, press releases or in any other manner ("Materials") whatsoever and shall not attribute to ALS any test result, tolerance or specification derived from ALS's data ("Attribution") without ALS's prior written consent, which may be withheld by ALS for any reason in its sole discretion. To request ALS's consent, Client shall provide copies of the proposed Materials or Attribution and describe in writing Client's proposed use of such Materials or Attribution. If ALS has not provided written approval of the Materials or Attribution within ten (10) days of receipt from Client, Client's request to use ALS's name or trademark in any Materials or Attribution shall be deemed denied. ALS may, in its discretion, reasonably charge Client for its time in reviewing Materials or Attribution requests. Client acknowledges and agrees that the unauthorized use of ALS's name or trademark may cause ALS to incur irreparable harm for which the recovery of money damages will be inadequate. Accordingly, Client acknowledges and agrees that a violation shall justify preliminary injunctive relief. For questions contact the laboratory.



2655 Park Center Dr., Suite A
 Simi Valley, CA 93065
 T: +1 805 526 7161
www.alsglobal.com

ALS Environmental – Simi Valley

CERTIFICATIONS, ACCREDITATIONS, AND REGISTRATIONS

Agency	Web Site	Number
Alaska DEC	http://dec.alaska.gov/eh/lab.aspx	17-019
Arizona DHS	http://www.azdhs.gov/preparedness/state-laboratory/lab-licensure-certification/index.php#laboratory-licensure-home	AZ0694
Florida DOH (NELAP)	http://www.floridahealth.gov/licensing-and-regulation/environmental-laboratories/index.html	E871020
Louisiana DEQ (NELAP)	http://www.deq.louisiana.gov/page/la-lab-accreditation	05071
Maine DHHS	http://www.maine.gov/dhhs/mecdc/environmental-health/dwp/professionals/labCert.shtml	2018027
Minnesota DOH (NELAP)	http://www.health.state.mn.us/accreditation	1776326
New Jersey DEP (NELAP)	http://www.nj.gov/dep/enforcement/oqa.html	CA009
New York DOH (NELAP)	http://www.wadsworth.org/labcert/elap/elap.html	11221
Oregon PHD (NELAP)	http://www.oregon.gov/oha/ph/LaboratoryServices/EnvironmentalLaboratoryAccreditation/Pages/index.aspx	4068-007
Pennsylvania DEP	http://www.dep.pa.gov/Business/OtherPrograms/Labs/Pages/Laboratory-Accreditation-Program.aspx	68-03307 (Registration)
PJLA (DoD ELAP)	http://www.pjlabs.com/search-accredited-labs	65818 (Testing)
Texas CEQ (NELAP)	http://www.tceq.texas.gov/agency/qa/env_lab_accreditation.html	T104704413- 19-10
Utah DOH (NELAP)	http://health.utah.gov/lab/lab_cert_env	CA01627201 9-10
Washington DOE	http://www.ecy.wa.gov/programs/eap/labs/lab-accreditation.html	C946

Analyses were performed according to our laboratory's NELAP and DoD-ELAP approved quality assurance program. A complete listing of specific NELAP and DoD-ELAP certified analytes can be found in the certifications section at www.alsglobal.com, or at the accreditation body's website.

Each of the certifications listed above have an explicit Scope of Accreditation that applies to specific matrices/methods/analytes; therefore, please contact the laboratory for information corresponding to a particular certification.

ALS ENVIRONMENTAL

DETAIL SUMMARY REPORT

Client: CT Laboratories
 Project ID: Ripon FFINN Landfill / 378957.0001.0002

Service Request: P2002385

Date Received: 5/1/2020
 Time Received: 09:00

TO-15 - VOC Cans

Client Sample ID	Lab Code	Matrix	Date Collected	Time Collected	Container ID	Pi1 (psig)	Pf1 (psig)	
LC-3	P2002385-001	Air	4/27/2020	17:38	1SC00522	-2.13	5.87	X
LC-2	P2002385-002	Air	4/27/2020	17:54	1SS00878	-2.27	5.70	X
LC-1	P2002385-003	Air	4/28/2020	07:56	1SC00840	-2.27	6.32	X
GV-6	P2002385-004	Air	4/28/2020	08:07	1SS00203	-2.27	5.27	X
GP-3	P2002385-005	Air	4/28/2020	08:21	1SC00736	-2.28	5.67	X



Air - Chain of Custody Record & Analytical Service Request

2655 Park Center Drive, Suite A
 Simi Valley, California 93065
 Phone (805) 526-7161

Company Name & Address (Reporting Information) TRC Companies 708 Heartland Trail, Suite 3000 Madison WI 53717		Project Name FF/MN Landfill		ALS Project No. 2002385					
Project Manager Marita Stollenwerk		Project Number 378957.001.002		ALS Contact:					
Phone (262) 879-1220		P.O. # / Billing Information 149832		Analysis Method					
Email Address for Result Reporting ppapp@trccompanies.com		Sampler (Print & Sign) John Rodke		Comments e.g. Actual Preservative or specific instructions					
Client Sample ID	Laboratory ID Number	Date Collected	Time Collected	Canister ID (Bar code # - AC, SC, etc.)	Flow Controller ID (Bar code # - FC #)	Canister Start Pressure "Hg	Canister End Pressure "Hg/psig	Sample Volume	
LC-3	1	4-27-20	17:30	1500922	0A01117	-28	-4.9	2 L	
LC-2	2	4-27-20	17:54	1550078	0A02121	-27.5	-6.0	1 L	
LC-1	3	4-28-20	7:56	1500846	0A01402	-28.5	-5.25	1 L	
GV-6	4	4-28-20	8:07	1500203	0A01103	-29.5	-6.0	1 L	
GP-3	5	4-28-20	8:21	1500736	0A0125	-29.5	-6.5	1 L	
* USED SUMMER 150989 0A01348									

Report Tier Levels - please select Tier I - Results (Default if not specified) _____ Tier II (Results + QC Summaries) _____ Tier III (Results + QC & Calibration Summaries) _____ Tier IV (Data Validation Package) 10% Surcharge _____		EDD required Yes / No _____ Type: _____ Units: _____		Chain of Custody Seal: (Circle) INTACT <input type="checkbox"/> BROKEN <input checked="" type="checkbox"/>	
Relinquished by: (Signature) 		Received by: (Signature) 		Date: 4-28-20 Time: 2:00	
Relinquished by: (Signature) 		Received by: (Signature) 		Date: 5-1-20 Time: 0900	
Project Requirements (MRLs, GAPP)		Cooler / Blank Temperature _____ °C			

**ALS Environmental
Sample Acceptance Check Form**

Client: CT Laboratories

Work order: P2002385

Project: Ripon FFINN Landfill / 378957.0001.0002

Sample(s) received on: 5/1/20

Date opened: 5/1/20

by: ADAVID

Note: This form is used for all samples received by ALS. The use of this form for custody seals is strictly meant to indicate presence/absence and not as an indication of compliance or nonconformity. Thermal preservation and pH will only be evaluated either at the request of the client and/or as required by the method/SOP.

- | | Yes | No | N/A |
|---|-------------------------------------|-------------------------------------|-------------------------------------|
| 1 Were sample containers properly marked with client sample ID? | <input checked="" type="checkbox"/> | <input type="checkbox"/> | <input type="checkbox"/> |
| 2 Did sample containers arrive in good condition? | <input checked="" type="checkbox"/> | <input type="checkbox"/> | <input type="checkbox"/> |
| 3 Were chain-of-custody papers used and filled out? | <input checked="" type="checkbox"/> | <input type="checkbox"/> | <input type="checkbox"/> |
| 4 Did sample container labels and/or tags agree with custody papers? | <input checked="" type="checkbox"/> | <input type="checkbox"/> | <input type="checkbox"/> |
| 5 Was sample volume received adequate for analysis? | <input checked="" type="checkbox"/> | <input type="checkbox"/> | <input type="checkbox"/> |
| 6 Are samples within specified holding times? | <input checked="" type="checkbox"/> | <input type="checkbox"/> | <input type="checkbox"/> |
| 7 Was proper temperature (thermal preservation) of cooler at receipt adhered to? | <input type="checkbox"/> | <input type="checkbox"/> | <input checked="" type="checkbox"/> |
| 8 Were custody seals on outside of cooler/Box/Container? | <input type="checkbox"/> | <input checked="" type="checkbox"/> | <input type="checkbox"/> |
| Location of seal(s)? _____ Sealing Lid? | <input type="checkbox"/> | <input type="checkbox"/> | <input checked="" type="checkbox"/> |
| Were signature and date included? | <input type="checkbox"/> | <input type="checkbox"/> | <input checked="" type="checkbox"/> |
| Were seals intact? | <input type="checkbox"/> | <input type="checkbox"/> | <input checked="" type="checkbox"/> |
| 9 Do containers have appropriate preservation , according to method/SOP or Client specified information? | <input type="checkbox"/> | <input type="checkbox"/> | <input checked="" type="checkbox"/> |
| Is there a client indication that the submitted samples are pH preserved? | <input type="checkbox"/> | <input type="checkbox"/> | <input checked="" type="checkbox"/> |
| Were VOA vials checked for presence/absence of air bubbles? | <input type="checkbox"/> | <input type="checkbox"/> | <input checked="" type="checkbox"/> |
| Does the client/method/SOP require that the analyst check the sample pH and <u>if necessary</u> alter it? | <input type="checkbox"/> | <input type="checkbox"/> | <input checked="" type="checkbox"/> |
| 10 Tubes: Are the tubes capped and intact? | <input type="checkbox"/> | <input type="checkbox"/> | <input checked="" type="checkbox"/> |
| 11 Badges: Are the badges properly capped and intact? | <input type="checkbox"/> | <input type="checkbox"/> | <input checked="" type="checkbox"/> |
| Are dual bed badges separated and individually capped and intact? | <input type="checkbox"/> | <input type="checkbox"/> | <input checked="" type="checkbox"/> |

Lab Sample ID	Container Description	Required pH *	Received pH	Adjusted pH	VOA Headspace (Presence/Absence)	Receipt / Preservation Comments
P2002385-001.01	1.0 L Source Can					
P2002385-002.01	1.0 L Source Silonite Canister					
P2002385-003.01	1.0 L Source Can					
P2002385-004.01	1.0 L Source Silonite Canister					
P2002385-005.01	1.0 L Source Can					
P2002385-006.01	1.0 L Source Silonite Canister					
P2002385-007.01	6.0 L Source Can					

Explain any discrepancies: (include lab sample ID numbers): _____

ALS ENVIRONMENTAL

RESULTS OF ANALYSIS

Page 1 of 3

Client: CT Laboratories

Client Sample ID: LC-3

Client Project ID: Ripon FFINN Landfill / 378957.0001.0002

ALS Project ID: P2002385

ALS Sample ID: P2002385-001

Test Code: EPA TO-15

Date Collected: 4/27/20

Instrument ID: Tekmar AUTOCAN/Agilent 5975Binert/6890N/MS13

Date Received: 5/1/20

Analyst: Topacio De Leon

Date Analyzed: 5/13/20

Sample Type: 1.0 L Summa Canister

Volume(s) Analyzed: 0.050 Liter(s)

Test Notes:

Container ID: 1SC00522

Initial Pressure (psig): -2.13 Final Pressure (psig): 5.87

Canister Dilution Factor: 1.64

CAS #	Compound	Result	MRL	Result	MRL	Data Qualifier
		µg/m ³	µg/m ³	ppbV	ppbV	
115-07-1	Propene	1,900	17	1,100	10	
75-71-8	Dichlorodifluoromethane (CFC 12)	1,900	17	390	3.5	
74-87-3	Chloromethane	ND	17	ND	8.4	
76-14-2	1,2-Dichloro-1,1,2,2-tetrafluoroethane (CFC 114)	530	17	76	2.5	
75-01-4	Vinyl Chloride	3,300	18	1,300	6.9	
106-99-0	1,3-Butadiene	ND	17	ND	7.9	
74-83-9	Bromomethane	ND	18	ND	4.6	
75-00-3	Chloroethane	57	18	22	6.7	
64-17-5	Ethanol	ND	170	ND	91	
75-05-8	Acetonitrile	ND	17	ND	10	
107-02-8	Acrolein	ND	33	ND	14	
67-64-1	Acetone	370	170	150	73	
75-69-4	Trichlorofluoromethane (CFC 11)	42	17	7.4	3.1	
67-63-0	2-Propanol (Isopropyl Alcohol)	ND	69	ND	28	
107-13-1	Acrylonitrile	ND	17	ND	8.0	
75-35-4	1,1-Dichloroethene	54	18	14	4.5	
75-09-2	Methylene Chloride	54	17	16	5.0	
107-05-1	3-Chloro-1-propene (Allyl Chloride)	ND	18	ND	5.7	
76-13-1	Trichlorotrifluoroethane (CFC 113)	ND	18	ND	2.3	
75-15-0	Carbon Disulfide	ND	36	ND	12	
156-60-5	trans-1,2-Dichloroethene	34	18	8.6	4.5	
75-34-3	1,1-Dichloroethane	ND	18	ND	4.5	
1634-04-4	Methyl tert-Butyl Ether	ND	18	ND	4.9	
108-05-4	Vinyl Acetate	ND	180	ND	50	
78-93-3	2-Butanone (MEK)	55	36	19	12	

ND = Compound was analyzed for, but not detected above the laboratory reporting limit.

MRL = Method Reporting Limit - The minimum quantity of a target analyte that can be confidently determined by the referenced method.

ALS ENVIRONMENTAL

RESULTS OF ANALYSIS

Page 2 of 3

Client: CT Laboratories

Client Sample ID: LC-3

Client Project ID: Ripon FFINN Landfill / 378957.0001.0002

ALS Project ID: P2002385

ALS Sample ID: P2002385-001

Test Code: EPA TO-15

Instrument ID: Tekmar AUTOCAN/Agilent 5975Binert/6890N/MS13

Analyst: Topacio De Leon

Sample Type: 1.0 L Summa Canister

Test Notes:

Container ID: 1SC00522

Date Collected: 4/27/20

Date Received: 5/1/20

Date Analyzed: 5/13/20

Volume(s) Analyzed: 0.050 Liter(s)

Initial Pressure (psig): -2.13 Final Pressure (psig): 5.87

Canister Dilution Factor: 1.64

CAS #	Compound	Result µg/m ³	MRL µg/m ³	Result ppbV	MRL ppbV	Data Qualifier
156-59-2	cis-1,2-Dichloroethene	3,200	17	790	4.4	
141-78-6	Ethyl Acetate	ND	36	ND	10	
110-54-3	n-Hexane	1,100	18	320	5.0	
67-66-3	Chloroform	ND	18	ND	3.6	
109-99-9	Tetrahydrofuran (THF)	170	18	56	6.1	
107-06-2	1,2-Dichloroethane	ND	18	ND	4.4	
71-55-6	1,1,1-Trichloroethane	ND	18	ND	3.2	
71-43-2	Benzene	250	17	77	5.4	
56-23-5	Carbon Tetrachloride	ND	17	ND	2.8	
110-82-7	Cyclohexane	490	36	140	10	
78-87-5	1,2-Dichloropropane	ND	18	ND	3.8	
75-27-4	Bromodichloromethane	ND	18	ND	2.6	
79-01-6	Trichloroethene	240	18	46	3.3	
123-91-1	1,4-Dioxane	ND	18	ND	4.9	
80-62-6	Methyl Methacrylate	ND	36	ND	8.8	
142-82-5	n-Heptane	870	18	210	4.3	
10061-01-5	cis-1,3-Dichloropropene	ND	17	ND	3.8	
108-10-1	4-Methyl-2-pentanone	ND	17	ND	4.2	
10061-02-6	trans-1,3-Dichloropropene	ND	17	ND	3.8	
79-00-5	1,1,2-Trichloroethane	ND	18	ND	3.2	
108-88-3	Toluene	1,600	18	430	4.7	
591-78-6	2-Hexanone	ND	18	ND	4.3	
124-48-1	Dibromochloromethane	ND	18	ND	2.1	
106-93-4	1,2-Dibromoethane	ND	18	ND	2.3	
123-86-4	n-Butyl Acetate	ND	18	ND	3.8	

ND = Compound was analyzed for, but not detected above the laboratory reporting limit.

MRL = Method Reporting Limit - The minimum quantity of a target analyte that can be confidently determined by the referenced method.

ALS ENVIRONMENTAL

RESULTS OF ANALYSIS

Page 3 of 3

Client: CT Laboratories

Client Sample ID: LC-3

Client Project ID: Ripon FFINN Landfill / 378957.0001.0002

ALS Project ID: P2002385

ALS Sample ID: P2002385-001

Test Code: EPA TO-15

Date Collected: 4/27/20

Instrument ID: Tekmar AUTOCAN/Agilent 5975Binert/6890N/MS13

Date Received: 5/1/20

Analyst: Topacio De Leon

Date Analyzed: 5/13/20

Sample Type: 1.0 L Summa Canister

Volume(s) Analyzed: 0.050 Liter(s)

Test Notes:

Container ID: 1SC00522

Initial Pressure (psig): -2.13 Final Pressure (psig): 5.87

Canister Dilution Factor: 1.64

CAS #	Compound	Result µg/m ³	MRL µg/m ³	Result ppbV	MRL ppbV	Data Qualifier
111-65-9	n-Octane	470	18	100	3.8	
127-18-4	Tetrachloroethene	ND	17	ND	2.5	
108-90-7	Chlorobenzene	ND	18	ND	3.8	
100-41-4	Ethylbenzene	22	18	5.0	4.1	
179601-23-1	m,p-Xylenes	ND	36	ND	8.3	
75-25-2	Bromoform	ND	18	ND	1.7	
100-42-5	Styrene	ND	17	ND	4.1	
95-47-6	o-Xylene	ND	18	ND	4.1	
111-84-2	n-Nonane	370	18	71	3.4	
79-34-5	1,1,2,2-Tetrachloroethane	ND	18	ND	2.6	
98-82-8	Cumene	ND	18	ND	3.6	
80-56-8	alpha-Pinene	71	18	13	3.2	
103-65-1	n-Propylbenzene	ND	18	ND	3.6	
622-96-8	4-Ethyltoluene	ND	18	ND	3.6	
108-67-8	1,3,5-Trimethylbenzene	ND	17	ND	3.5	
95-63-6	1,2,4-Trimethylbenzene	ND	18	ND	3.6	
100-44-7	Benzyl Chloride	ND	36	ND	7.0	
541-73-1	1,3-Dichlorobenzene	ND	18	ND	2.9	
106-46-7	1,4-Dichlorobenzene	ND	18	ND	2.9	
95-50-1	1,2-Dichlorobenzene	ND	18	ND	2.9	
5989-27-5	d-Limonene	ND	18	ND	3.2	
96-12-8	1,2-Dibromo-3-chloropropane	ND	17	ND	1.8	
120-82-1	1,2,4-Trichlorobenzene	ND	18	ND	2.4	
91-20-3	Naphthalene	ND	17	ND	3.3	
87-68-3	Hexachlorobutadiene	ND	17	ND	1.6	

ND = Compound was analyzed for, but not detected above the laboratory reporting limit.

MRL = Method Reporting Limit - The minimum quantity of a target analyte that can be confidently determined by the referenced method.

ALS ENVIRONMENTAL

RESULTS OF ANALYSIS

Page 1 of 3

Client: CT Laboratories

Client Sample ID: LC-2

Client Project ID: Ripon FFINN Landfill / 378957.0001.0002

ALS Project ID: P2002385

ALS Sample ID: P2002385-002

Test Code: EPA TO-15

Instrument ID: Tekmar AUTOCAN/Agilent 5975Binert/6890N/MS13

Analyst: Lusine Hakobyan

Sample Type: 1.0 L Silonite Summa Canister

Test Notes:

Container ID: 1SS00878

Date Collected: 4/27/20

Date Received: 5/1/20

Date Analyzed: 5/13/20

Volume(s) Analyzed: 0.040 Liter(s)

Initial Pressure (psig): -2.27 Final Pressure (psig): 5.70

Canister Dilution Factor: 1.64

CAS #	Compound	Result	MRL	Result	MRL	Data Qualifier
		µg/m ³	µg/m ³	ppbV	ppbV	
115-07-1	Propene	2,200	22	1,300	13	
75-71-8	Dichlorodifluoromethane (CFC 12)	1,200	22	240	4.4	
74-87-3	Chloromethane	ND	22	ND	11	
76-14-2	1,2-Dichloro-1,1,2,2-tetrafluoroethane (CFC 114)	1,600	22	230	3.1	
75-01-4	Vinyl Chloride	31	22	12	8.7	
106-99-0	1,3-Butadiene	ND	22	ND	9.8	
74-83-9	Bromomethane	ND	22	ND	5.7	
75-00-3	Chloroethane	400	22	150	8.4	
64-17-5	Ethanol	ND	210	ND	110	
75-05-8	Acetonitrile	ND	22	ND	13	
107-02-8	Acrolein	ND	41	ND	18	
67-64-1	Acetone	ND	220	ND	92	
75-69-4	Trichlorofluoromethane (CFC 11)	ND	22	ND	3.9	
67-63-0	2-Propanol (Isopropyl Alcohol)	ND	86	ND	35	
107-13-1	Acrylonitrile	ND	22	ND	10	
75-35-4	1,1-Dichloroethene	ND	22	ND	5.6	
75-09-2	Methylene Chloride	ND	22	ND	6.3	
107-05-1	3-Chloro-1-propene (Allyl Chloride)	ND	22	ND	7.1	
76-13-1	Trichlorotrifluoroethane (CFC 113)	ND	22	ND	2.9	
75-15-0	Carbon Disulfide	ND	45	ND	14	
156-60-5	trans-1,2-Dichloroethene	ND	22	ND	5.6	
75-34-3	1,1-Dichloroethane	ND	23	ND	5.6	
1634-04-4	Methyl tert-Butyl Ether	ND	22	ND	6.1	
108-05-4	Vinyl Acetate	ND	220	ND	63	
78-93-3	2-Butanone (MEK)	ND	45	ND	15	

ND = Compound was analyzed for, but not detected above the laboratory reporting limit.

MRL = Method Reporting Limit - The minimum quantity of a target analyte that can be confidently determined by the referenced method.

ALS ENVIRONMENTAL

RESULTS OF ANALYSIS

Page 2 of 3

Client: CT Laboratories

Client Sample ID: LC-2

Client Project ID: Ripon FFINN Landfill / 378957.0001.0002

ALS Project ID: P2002385

ALS Sample ID: P2002385-002

Test Code: EPA TO-15

Instrument ID: Tekmar AUTOCAN/Agilent 5975Binert/6890N/MS13

Analyst: Lusine Hakobyan

Sample Type: 1.0 L Silonite Summa Canister

Test Notes:

Container ID: 1SS00878

Date Collected: 4/27/20

Date Received: 5/1/20

Date Analyzed: 5/13/20

Volume(s) Analyzed: 0.040 Liter(s)

Initial Pressure (psig): -2.27 Final Pressure (psig): 5.70

Canister Dilution Factor: 1.64

CAS #	Compound	Result µg/m ³	MRL µg/m ³	Result ppbV	MRL ppbV	Data Qualifier
156-59-2	cis-1,2-Dichloroethene	23	22	5.8	5.5	
141-78-6	Ethyl Acetate	ND	45	ND	13	
110-54-3	n-Hexane	3,800	22	1,100	6.3	
67-66-3	Chloroform	ND	22	ND	4.5	
109-99-9	Tetrahydrofuran (THF)	97	23	33	7.6	
107-06-2	1,2-Dichloroethane	ND	22	ND	5.5	
71-55-6	1,1,1-Trichloroethane	ND	22	ND	4.1	
71-43-2	Benzene	330	22	100	6.8	
56-23-5	Carbon Tetrachloride	ND	22	ND	3.5	
110-82-7	Cyclohexane	1,100	45	320	13	
78-87-5	1,2-Dichloropropane	ND	22	ND	4.8	
75-27-4	Bromodichloromethane	ND	22	ND	3.3	
79-01-6	Trichloroethene	ND	22	ND	4.1	
123-91-1	1,4-Dioxane	ND	22	ND	6.1	
80-62-6	Methyl Methacrylate	ND	45	ND	11	
142-82-5	n-Heptane	2,000	22	490	5.4	
10061-01-5	cis-1,3-Dichloropropene	ND	21	ND	4.7	
108-10-1	4-Methyl-2-pentanone	ND	22	ND	5.3	
10061-02-6	trans-1,3-Dichloropropene	ND	22	ND	4.8	
79-00-5	1,1,2-Trichloroethane	ND	22	ND	4.1	
108-88-3	Toluene	ND	22	ND	5.9	
591-78-6	2-Hexanone	ND	22	ND	5.4	
124-48-1	Dibromochloromethane	ND	22	ND	2.6	
106-93-4	1,2-Dibromoethane	ND	22	ND	2.9	
123-86-4	n-Butyl Acetate	ND	23	ND	4.7	

ND = Compound was analyzed for, but not detected above the laboratory reporting limit.

MRL = Method Reporting Limit - The minimum quantity of a target analyte that can be confidently determined by the referenced method.

ALS ENVIRONMENTAL

RESULTS OF ANALYSIS

Page 3 of 3

Client: CT Laboratories

Client Sample ID: LC-2

Client Project ID: Ripon FFINN Landfill / 378957.0001.0002

ALS Project ID: P2002385

ALS Sample ID: P2002385-002

Test Code: EPA TO-15

Instrument ID: Tekmar AUTOCAN/Agilent 5975Binert/6890N/MS13

Analyst: Lusine Hakobyan

Sample Type: 1.0 L Silonite Summa Canister

Test Notes:

Container ID: 1SS00878

Date Collected: 4/27/20

Date Received: 5/1/20

Date Analyzed: 5/13/20

Volume(s) Analyzed: 0.040 Liter(s)

Initial Pressure (psig): -2.27 Final Pressure (psig): 5.70

Canister Dilution Factor: 1.64

CAS #	Compound	Result µg/m ³	MRL µg/m ³	Result ppbV	MRL ppbV	Data Qualifier
111-65-9	n-Octane	540	22	120	4.7	
127-18-4	Tetrachloroethene	ND	21	ND	3.1	
108-90-7	Chlorobenzene	ND	22	ND	4.8	
100-41-4	Ethylbenzene	ND	22	ND	5.1	
179601-23-1	m,p-Xylenes	ND	45	ND	10	
75-25-2	Bromoform	ND	22	ND	2.1	
100-42-5	Styrene	ND	22	ND	5.1	
95-47-6	o-Xylene	ND	22	ND	5.1	
111-84-2	n-Nonane	53	22	10	4.2	
79-34-5	1,1,2,2-Tetrachloroethane	ND	22	ND	3.2	
98-82-8	Cumene	ND	22	ND	4.5	
80-56-8	alpha-Pinene	ND	22	ND	4.0	
103-65-1	n-Propylbenzene	ND	22	ND	4.5	
622-96-8	4-Ethyltoluene	ND	22	ND	4.5	
108-67-8	1,3,5-Trimethylbenzene	ND	22	ND	4.4	
95-63-6	1,2,4-Trimethylbenzene	ND	22	ND	4.5	
100-44-7	Benzyl Chloride	ND	45	ND	8.7	
541-73-1	1,3-Dichlorobenzene	ND	22	ND	3.7	
106-46-7	1,4-Dichlorobenzene	ND	22	ND	3.7	
95-50-1	1,2-Dichlorobenzene	ND	22	ND	3.7	
5989-27-5	d-Limonene	ND	22	ND	4.0	
96-12-8	1,2-Dibromo-3-chloropropane	ND	22	ND	2.2	
120-82-1	1,2,4-Trichlorobenzene	ND	22	ND	3.0	
91-20-3	Naphthalene	ND	21	ND	4.1	
87-68-3	Hexachlorobutadiene	ND	22	ND	2.0	

ND = Compound was analyzed for, but not detected above the laboratory reporting limit.

MRL = Method Reporting Limit - The minimum quantity of a target analyte that can be confidently determined by the referenced method.

ALS ENVIRONMENTAL

RESULTS OF ANALYSIS

Page 1 of 3

Client: CT Laboratories

Client Sample ID: LC-1

Client Project ID: Ripon FFINN Landfill / 378957.0001.0002

ALS Project ID: P2002385

ALS Sample ID: P2002385-003

Test Code: EPA TO-15

Instrument ID: Tekmar AUTOCAN/Agilent 5975Binert/6890N/MS13

Analyst: Lusine Hakobyan

Sample Type: 1.0 L Summa Canister

Test Notes:

Container ID: 1SC00840

Date Collected: 4/28/20

Date Received: 5/1/20

Date Analyzed: 5/13/20

Volume(s) Analyzed: 0.20 Liter(s)

Initial Pressure (psig): -2.27 Final Pressure (psig): 6.32

Canister Dilution Factor: 1.69

CAS #	Compound	Result µg/m ³	MRL µg/m ³	Result ppbV	MRL ppbV	Data Qualifier
115-07-1	Propene	620	4.5	360	2.6	
75-71-8	Dichlorodifluoromethane (CFC 12)	370	4.5	74	0.91	
74-87-3	Chloromethane	ND	4.5	ND	2.2	
76-14-2	1,2-Dichloro-1,1,2,2-tetrafluoroethane (CFC 114)	120	4.5	17	0.64	
75-01-4	Vinyl Chloride	11	4.6	4.5	1.8	
106-99-0	1,3-Butadiene	ND	4.5	ND	2.0	
74-83-9	Bromomethane	ND	4.6	ND	1.2	
75-00-3	Chloroethane	21	4.6	8.0	1.7	
64-17-5	Ethanol	ND	44	ND	23	
75-05-8	Acetonitrile	ND	4.5	ND	2.7	
107-02-8	Acrolein	ND	8.5	ND	3.7	
67-64-1	Acetone	ND	45	ND	19	
75-69-4	Trichlorofluoromethane (CFC 11)	ND	4.5	ND	0.80	
67-63-0	2-Propanol (Isopropyl Alcohol)	ND	18	ND	7.2	
107-13-1	Acrylonitrile	ND	4.5	ND	2.1	
75-35-4	1,1-Dichloroethene	ND	4.6	ND	1.2	
75-09-2	Methylene Chloride	ND	4.5	ND	1.3	
107-05-1	3-Chloro-1-propene (Allyl Chloride)	ND	4.6	ND	1.5	
76-13-1	Trichlorotrifluoroethane (CFC 113)	ND	4.6	ND	0.60	
75-15-0	Carbon Disulfide	ND	9.3	ND	3.0	
156-60-5	trans-1,2-Dichloroethene	ND	4.6	ND	1.2	
75-34-3	1,1-Dichloroethane	5.5	4.6	1.4	1.1	
1634-04-4	Methyl tert-Butyl Ether	ND	4.6	ND	1.3	
108-05-4	Vinyl Acetate	ND	46	ND	13	
78-93-3	2-Butanone (MEK)	ND	9.3	ND	3.2	

ND = Compound was analyzed for, but not detected above the laboratory reporting limit.

MRL = Method Reporting Limit - The minimum quantity of a target analyte that can be confidently determined by the referenced method.

ALS ENVIRONMENTAL

RESULTS OF ANALYSIS

Page 2 of 3

Client: CT Laboratories

Client Sample ID: LC-1

Client Project ID: Ripon FFINN Landfill / 378957.0001.0002

ALS Project ID: P2002385

ALS Sample ID: P2002385-003

Test Code: EPA TO-15

Instrument ID: Tekmar AUTOCAN/Agilent 5975Binert/6890N/MS13

Analyst: Lusine Hakobyan

Sample Type: 1.0 L Summa Canister

Test Notes:

Container ID: 1SC00840

Date Collected: 4/28/20

Date Received: 5/1/20

Date Analyzed: 5/13/20

Volume(s) Analyzed: 0.20 Liter(s)

Initial Pressure (psig): -2.27 Final Pressure (psig): 6.32

Canister Dilution Factor: 1.69

CAS #	Compound	Result µg/m ³	MRL µg/m ³	Result ppbV	MRL ppbV	Data Qualifier
156-59-2	cis-1,2-Dichloroethene	4.9	4.5	1.2	1.1	
141-78-6	Ethyl Acetate	ND	9.3	ND	2.6	
110-54-3	n-Hexane	570	4.6	160	1.3	
67-66-3	Chloroform	ND	4.6	ND	0.93	
109-99-9	Tetrahydrofuran (THF)	16	4.6	5.4	1.6	
107-06-2	1,2-Dichloroethane	ND	4.6	ND	1.1	
71-55-6	1,1,1-Trichloroethane	ND	4.6	ND	0.84	
71-43-2	Benzene	35	4.5	11	1.4	
56-23-5	Carbon Tetrachloride	ND	4.5	ND	0.71	
110-82-7	Cyclohexane	170	9.3	49	2.7	
78-87-5	1,2-Dichloropropane	ND	4.6	ND	0.99	
75-27-4	Bromodichloromethane	ND	4.6	ND	0.68	
79-01-6	Trichloroethene	ND	4.6	ND	0.85	
123-91-1	1,4-Dioxane	ND	4.6	ND	1.3	
80-62-6	Methyl Methacrylate	ND	9.3	ND	2.3	
142-82-5	n-Heptane	200	4.6	50	1.1	
10061-01-5	cis-1,3-Dichloropropene	ND	4.4	ND	0.97	
108-10-1	4-Methyl-2-pentanone	ND	4.5	ND	1.1	
10061-02-6	trans-1,3-Dichloropropene	ND	4.5	ND	0.99	
79-00-5	1,1,2-Trichloroethane	ND	4.6	ND	0.84	
108-88-3	Toluene	5.4	4.6	1.4	1.2	
591-78-6	2-Hexanone	ND	4.6	ND	1.1	
124-48-1	Dibromochloromethane	ND	4.6	ND	0.54	
106-93-4	1,2-Dibromoethane	ND	4.6	ND	0.59	
123-86-4	n-Butyl Acetate	ND	4.6	ND	0.98	

ND = Compound was analyzed for, but not detected above the laboratory reporting limit.

MRL = Method Reporting Limit - The minimum quantity of a target analyte that can be confidently determined by the referenced method.

ALS ENVIRONMENTAL

RESULTS OF ANALYSIS

Page 3 of 3

Client: CT Laboratories

Client Sample ID: LC-1

Client Project ID: Ripon FFINN Landfill / 378957.0001.0002

ALS Project ID: P2002385

ALS Sample ID: P2002385-003

Test Code: EPA TO-15

Instrument ID: Tekmar AUTOCAN/Agilent 5975Binert/6890N/MS13

Analyst: Lusine Hakobyan

Sample Type: 1.0 L Summa Canister

Test Notes:

Container ID: 1SC00840

Date Collected: 4/28/20

Date Received: 5/1/20

Date Analyzed: 5/13/20

Volume(s) Analyzed: 0.20 Liter(s)

Initial Pressure (psig): -2.27 Final Pressure (psig): 6.32

Canister Dilution Factor: 1.69

CAS #	Compound	Result µg/m ³	MRL µg/m ³	Result ppbV	MRL ppbV	Data Qualifier
111-65-9	n-Octane	97	4.6	21	0.98	
127-18-4	Tetrachloroethene	ND	4.4	ND	0.65	
108-90-7	Chlorobenzene	ND	4.6	ND	0.99	
100-41-4	Ethylbenzene	ND	4.6	ND	1.1	
179601-23-1	m,p-Xylenes	ND	9.3	ND	2.1	
75-25-2	Bromoform	ND	4.6	ND	0.44	
100-42-5	Styrene	ND	4.5	ND	1.1	
95-47-6	o-Xylene	ND	4.6	ND	1.1	
111-84-2	n-Nonane	ND	4.6	ND	0.87	
79-34-5	1,1,2,2-Tetrachloroethane	ND	4.6	ND	0.66	
98-82-8	Cumene	ND	4.6	ND	0.93	
80-56-8	alpha-Pinene	ND	4.6	ND	0.82	
103-65-1	n-Propylbenzene	ND	4.6	ND	0.93	
622-96-8	4-Ethyltoluene	ND	4.6	ND	0.93	
108-67-8	1,3,5-Trimethylbenzene	ND	4.5	ND	0.91	
95-63-6	1,2,4-Trimethylbenzene	ND	4.6	ND	0.93	
100-44-7	Benzyl Chloride	ND	9.3	ND	1.8	
541-73-1	1,3-Dichlorobenzene	ND	4.6	ND	0.76	
106-46-7	1,4-Dichlorobenzene	ND	4.6	ND	0.76	
95-50-1	1,2-Dichlorobenzene	ND	4.6	ND	0.76	
5989-27-5	d-Limonene	ND	4.6	ND	0.82	
96-12-8	1,2-Dibromo-3-chloropropane	ND	4.5	ND	0.46	
120-82-1	1,2,4-Trichlorobenzene	ND	4.6	ND	0.61	
91-20-3	Naphthalene	ND	4.4	ND	0.84	
87-68-3	Hexachlorobutadiene	ND	4.5	ND	0.42	

ND = Compound was analyzed for, but not detected above the laboratory reporting limit.

MRL = Method Reporting Limit - The minimum quantity of a target analyte that can be confidently determined by the referenced method.

ALS ENVIRONMENTAL

RESULTS OF ANALYSIS

Page 1 of 3

Client: CT Laboratories

Client Sample ID: GV-6

Client Project ID: Ripon FFINN Landfill / 378957.0001.0002

ALS Project ID: P2002385

ALS Sample ID: P2002385-004

Test Code: EPA TO-15

Instrument ID: Tekmar AUTOCAN/Agilent 5975Binert/6890N/MS13

Analyst: Lusine Hakobyan

Sample Type: 1.0 L Silonite Summa Canister

Test Notes:

Container ID: 1SS00203

Date Collected: 4/28/20

Date Received: 5/1/20

Date Analyzed: 5/13/20

Volume(s) Analyzed: 0.20 Liter(s)

0.040 Liter(s)

Initial Pressure (psig): -2.27 Final Pressure (psig): 5.27

Canister Dilution Factor: 1.61

CAS #	Compound	Result	MRL	Result	MRL	Data Qualifier
		µg/m ³	µg/m ³	ppbV	ppbV	
115-07-1	Propene	950	21	550	12	D
75-71-8	Dichlorodifluoromethane (CFC 12)	1,100	21	230	4.3	D
74-87-3	Chloromethane	ND	4.3	ND	2.1	
76-14-2	1,2-Dichloro-1,1,2,2-tetrafluoroethane (CFC 114)	400	4.3	58	0.61	
75-01-4	Vinyl Chloride	170	4.3	65	1.7	
106-99-0	1,3-Butadiene	ND	4.3	ND	1.9	
74-83-9	Bromomethane	ND	4.3	ND	1.1	
75-00-3	Chloroethane	70	4.3	26	1.6	
64-17-5	Ethanol	ND	42	ND	22	
75-05-8	Acetonitrile	ND	4.3	ND	2.5	
107-02-8	Acrolein	ND	8.1	ND	3.5	
67-64-1	Acetone	ND	43	ND	18	
75-69-4	Trichlorofluoromethane (CFC 11)	12	4.3	2.1	0.76	
67-63-0	2-Propanol (Isopropyl Alcohol)	ND	17	ND	6.9	
107-13-1	Acrylonitrile	ND	4.3	ND	2.0	
75-35-4	1,1-Dichloroethene	ND	4.3	ND	1.1	
75-09-2	Methylene Chloride	ND	4.3	ND	1.2	
107-05-1	3-Chloro-1-propene (Allyl Chloride)	ND	4.3	ND	1.4	
76-13-1	Trichlorotrifluoroethane (CFC 113)	ND	4.3	ND	0.57	
75-15-0	Carbon Disulfide	ND	8.9	ND	2.8	
156-60-5	trans-1,2-Dichloroethene	ND	4.3	ND	1.1	
75-34-3	1,1-Dichloroethane	8.6	4.4	2.1	1.1	
1634-04-4	Methyl tert-Butyl Ether	4.4	4.3	1.2	1.2	
108-05-4	Vinyl Acetate	ND	43	ND	12	
78-93-3	2-Butanone (MEK)	ND	8.9	ND	3.0	

ND = Compound was analyzed for, but not detected above the laboratory reporting limit.

MRL = Method Reporting Limit - The minimum quantity of a target analyte that can be confidently determined by the referenced method.

D = The reported result is from a dilution.

ALS ENVIRONMENTAL

RESULTS OF ANALYSIS

Page 2 of 3

Client: CT Laboratories

Client Sample ID: GV-6

Client Project ID: Ripon FFINN Landfill / 378957.0001.0002

ALS Project ID: P2002385

ALS Sample ID: P2002385-004

Test Code: EPA TO-15

Instrument ID: Tekmar AUTOCAN/Agilent 5975Binert/6890N/MS13

Analyst: Lusine Hakobyan

Sample Type: 1.0 L Silonite Summa Canister

Test Notes:

Container ID: 1SS00203

Date Collected: 4/28/20

Date Received: 5/1/20

Date Analyzed: 5/13/20

Volume(s) Analyzed: 0.20 Liter(s)

0.040 Liter(s)

Initial Pressure (psig): -2.27 Final Pressure (psig): 5.27

Canister Dilution Factor: 1.61

CAS #	Compound	Result µg/m ³	MRL µg/m ³	Result ppbV	MRL ppbV	Data Qualifier
156-59-2	cis-1,2-Dichloroethene	ND	4.3	ND	1.1	
141-78-6	Ethyl Acetate	ND	8.9	ND	2.5	
110-54-3	n-Hexane	810	4.3	230	1.2	
67-66-3	Chloroform	ND	4.3	ND	0.89	
109-99-9	Tetrahydrofuran (THF)	ND	4.4	ND	1.5	
107-06-2	1,2-Dichloroethane	ND	4.3	ND	1.1	
71-55-6	1,1,1-Trichloroethane	ND	4.3	ND	0.80	
71-43-2	Benzene	26	4.3	8.0	1.3	
56-23-5	Carbon Tetrachloride	ND	4.3	ND	0.68	
110-82-7	Cyclohexane	270	8.9	78	2.6	
78-87-5	1,2-Dichloropropane	ND	4.3	ND	0.94	
75-27-4	Bromodichloromethane	ND	4.3	ND	0.65	
79-01-6	Trichloroethene	ND	4.3	ND	0.81	
123-91-1	1,4-Dioxane	ND	4.3	ND	1.2	
80-62-6	Methyl Methacrylate	ND	8.9	ND	2.2	
142-82-5	n-Heptane	270	4.3	66	1.1	
10061-01-5	cis-1,3-Dichloropropene	ND	4.2	ND	0.92	
108-10-1	4-Methyl-2-pentanone	ND	4.3	ND	1.0	
10061-02-6	trans-1,3-Dichloropropene	ND	4.3	ND	0.94	
79-00-5	1,1,2-Trichloroethane	ND	4.3	ND	0.80	
108-88-3	Toluene	ND	4.3	ND	1.2	
591-78-6	2-Hexanone	ND	4.3	ND	1.1	
124-48-1	Dibromochloromethane	ND	4.3	ND	0.51	
106-93-4	1,2-Dibromoethane	ND	4.3	ND	0.57	
123-86-4	n-Butyl Acetate	ND	4.4	ND	0.93	

ND = Compound was analyzed for, but not detected above the laboratory reporting limit.

MRL = Method Reporting Limit - The minimum quantity of a target analyte that can be confidently determined by the referenced method.

ALS ENVIRONMENTAL

RESULTS OF ANALYSIS

Page 3 of 3

Client: CT Laboratories

Client Sample ID: GV-6

Client Project ID: Ripon FFINN Landfill / 378957.0001.0002

ALS Project ID: P2002385

ALS Sample ID: P2002385-004

Test Code: EPA TO-15

Instrument ID: Tekmar AUTOCAN/Agilent 5975Binert/6890N/MS13

Analyst: Lusine Hakobyan

Sample Type: 1.0 L Silonite Summa Canister

Test Notes:

Container ID: 1SS00203

Date Collected: 4/28/20

Date Received: 5/1/20

Date Analyzed: 5/13/20

Volume(s) Analyzed: 0.20 Liter(s)

0.040 Liter(s)

Initial Pressure (psig): -2.27 Final Pressure (psig): 5.27

Canister Dilution Factor: 1.61

CAS #	Compound	Result µg/m ³	MRL µg/m ³	Result ppbV	MRL ppbV	Data Qualifier
111-65-9	n-Octane	42	4.3	9.1	0.93	
127-18-4	Tetrachloroethene	ND	4.2	ND	0.62	
108-90-7	Chlorobenzene	ND	4.3	ND	0.94	
100-41-4	Ethylbenzene	ND	4.3	ND	1.0	
179601-23-1	m,p-Xylenes	ND	8.9	ND	2.0	
75-25-2	Bromoform	ND	4.3	ND	0.42	
100-42-5	Styrene	ND	4.3	ND	1.0	
95-47-6	o-Xylene	ND	4.3	ND	1.0	
111-84-2	n-Nonane	ND	4.3	ND	0.83	
79-34-5	1,1,2,2-Tetrachloroethane	ND	4.3	ND	0.63	
98-82-8	Cumene	ND	4.3	ND	0.88	
80-56-8	alpha-Pinene	ND	4.3	ND	0.78	
103-65-1	n-Propylbenzene	ND	4.3	ND	0.88	
622-96-8	4-Ethyltoluene	ND	4.3	ND	0.88	
108-67-8	1,3,5-Trimethylbenzene	ND	4.3	ND	0.87	
95-63-6	1,2,4-Trimethylbenzene	ND	4.3	ND	0.88	
100-44-7	Benzyl Chloride	ND	8.9	ND	1.7	
541-73-1	1,3-Dichlorobenzene	ND	4.3	ND	0.72	
106-46-7	1,4-Dichlorobenzene	ND	4.3	ND	0.72	
95-50-1	1,2-Dichlorobenzene	ND	4.3	ND	0.72	
5989-27-5	d-Limonene	ND	4.3	ND	0.78	
96-12-8	1,2-Dibromo-3-chloropropane	ND	4.3	ND	0.44	
120-82-1	1,2,4-Trichlorobenzene	ND	4.3	ND	0.59	
91-20-3	Naphthalene	ND	4.2	ND	0.80	
87-68-3	Hexachlorobutadiene	ND	4.3	ND	0.40	

ND = Compound was analyzed for, but not detected above the laboratory reporting limit.

MRL = Method Reporting Limit - The minimum quantity of a target analyte that can be confidently determined by the referenced method.

ALS ENVIRONMENTAL

RESULTS OF ANALYSIS

Page 1 of 3

Client: CT Laboratories

Client Sample ID: GP-3

Client Project ID: Ripon FFINN Landfill / 378957.0001.0002

ALS Project ID: P2002385

ALS Sample ID: P2002385-005

Test Code: EPA TO-15

Instrument ID: Tekmar AUTOCAN/Agilent 5975Binert/6890N/MS13

Analyst: Lusine Hakobyan

Sample Type: 1.0 L Summa Canister

Test Notes:

Container ID: 1SC00736

Date Collected: 4/28/20

Date Received: 5/1/20

Date Analyzed: 5/13/20

Volume(s) Analyzed: 0.40 Liter(s)

Initial Pressure (psig): -2.28 Final Pressure (psig): 5.67

Canister Dilution Factor: 1.64

CAS #	Compound	Result	MRL	Result	MRL	Data Qualifier
		µg/m ³	µg/m ³	ppbV	ppbV	
115-07-1	Propene	2.6	2.2	1.5	1.3	
75-71-8	Dichlorodifluoromethane (CFC 12)	4.4	2.2	0.89	0.44	
74-87-3	Chloromethane	ND	2.2	ND	1.1	
76-14-2	1,2-Dichloro-1,1,2,2-tetrafluoroethane (CFC 114)	ND	2.2	ND	0.31	
75-01-4	Vinyl Chloride	ND	2.2	ND	0.87	
106-99-0	1,3-Butadiene	ND	2.2	ND	0.98	
74-83-9	Bromomethane	ND	2.2	ND	0.57	
75-00-3	Chloroethane	ND	2.2	ND	0.84	
64-17-5	Ethanol	42	21	22	11	
75-05-8	Acetonitrile	ND	2.2	ND	1.3	
107-02-8	Acrolein	ND	4.1	ND	1.8	
67-64-1	Acetone	ND	22	ND	9.2	
75-69-4	Trichlorofluoromethane (CFC 11)	ND	2.2	ND	0.39	
67-63-0	2-Propanol (Isopropyl Alcohol)	ND	8.6	ND	3.5	
107-13-1	Acrylonitrile	ND	2.2	ND	1.0	
75-35-4	1,1-Dichloroethene	ND	2.2	ND	0.56	
75-09-2	Methylene Chloride	ND	2.2	ND	0.63	
107-05-1	3-Chloro-1-propene (Allyl Chloride)	ND	2.2	ND	0.71	
76-13-1	Trichlorotrifluoroethane (CFC 113)	ND	2.2	ND	0.29	
75-15-0	Carbon Disulfide	ND	4.5	ND	1.4	
156-60-5	trans-1,2-Dichloroethene	ND	2.2	ND	0.56	
75-34-3	1,1-Dichloroethane	ND	2.3	ND	0.56	
1634-04-4	Methyl tert-Butyl Ether	ND	2.2	ND	0.61	
108-05-4	Vinyl Acetate	ND	22	ND	6.3	
78-93-3	2-Butanone (MEK)	5.3	4.5	1.8	1.5	

ND = Compound was analyzed for, but not detected above the laboratory reporting limit.

MRL = Method Reporting Limit - The minimum quantity of a target analyte that can be confidently determined by the referenced method.

ALS ENVIRONMENTAL

RESULTS OF ANALYSIS

Page 2 of 3

Client: CT Laboratories

Client Sample ID: GP-3

Client Project ID: Ripon FFINN Landfill / 378957.0001.0002

ALS Project ID: P2002385

ALS Sample ID: P2002385-005

Test Code: EPA TO-15

Instrument ID: Tekmar AUTOCAN/Agilent 5975Binert/6890N/MS13

Analyst: Lusine Hakobyan

Sample Type: 1.0 L Summa Canister

Test Notes:

Container ID: 1SC00736

Date Collected: 4/28/20

Date Received: 5/1/20

Date Analyzed: 5/13/20

Volume(s) Analyzed: 0.40 Liter(s)

Initial Pressure (psig): -2.28 Final Pressure (psig): 5.67

Canister Dilution Factor: 1.64

CAS #	Compound	Result µg/m ³	MRL µg/m ³	Result ppbV	MRL ppbV	Data Qualifier
156-59-2	cis-1,2-Dichloroethene	ND	2.2	ND	0.55	
141-78-6	Ethyl Acetate	7.2	4.5	2.0	1.3	
110-54-3	n-Hexane	ND	2.2	ND	0.63	
67-66-3	Chloroform	ND	2.2	ND	0.45	
109-99-9	Tetrahydrofuran (THF)	ND	2.3	ND	0.76	
107-06-2	1,2-Dichloroethane	ND	2.2	ND	0.55	
71-55-6	1,1,1-Trichloroethane	ND	2.2	ND	0.41	
71-43-2	Benzene	ND	2.2	ND	0.68	
56-23-5	Carbon Tetrachloride	ND	2.2	ND	0.35	
110-82-7	Cyclohexane	ND	4.5	ND	1.3	
78-87-5	1,2-Dichloropropane	ND	2.2	ND	0.48	
75-27-4	Bromodichloromethane	ND	2.2	ND	0.33	
79-01-6	Trichloroethene	ND	2.2	ND	0.41	
123-91-1	1,4-Dioxane	ND	2.2	ND	0.61	
80-62-6	Methyl Methacrylate	ND	4.5	ND	1.1	
142-82-5	n-Heptane	ND	2.2	ND	0.54	
10061-01-5	cis-1,3-Dichloropropene	ND	2.1	ND	0.47	
108-10-1	4-Methyl-2-pentanone	ND	2.2	ND	0.53	
10061-02-6	trans-1,3-Dichloropropene	ND	2.2	ND	0.48	
79-00-5	1,1,2-Trichloroethane	ND	2.2	ND	0.41	
108-88-3	Toluene	3.6	2.2	0.97	0.59	
591-78-6	2-Hexanone	ND	2.2	ND	0.54	
124-48-1	Dibromochloromethane	ND	2.2	ND	0.26	
106-93-4	1,2-Dibromoethane	ND	2.2	ND	0.29	
123-86-4	n-Butyl Acetate	ND	2.3	ND	0.47	

ND = Compound was analyzed for, but not detected above the laboratory reporting limit.

MRL = Method Reporting Limit - The minimum quantity of a target analyte that can be confidently determined by the referenced method.

ALS ENVIRONMENTAL

RESULTS OF ANALYSIS

Page 3 of 3

Client: CT Laboratories

Client Sample ID: GP-3

Client Project ID: Ripon FFINN Landfill / 378957.0001.0002

ALS Project ID: P2002385

ALS Sample ID: P2002385-005

Test Code: EPA TO-15

Instrument ID: Tekmar AUTOCAN/Agilent 5975Binert/6890N/MS13

Analyst: Lusine Hakobyan

Sample Type: 1.0 L Summa Canister

Test Notes:

Container ID: 1SC00736

Date Collected: 4/28/20

Date Received: 5/1/20

Date Analyzed: 5/13/20

Volume(s) Analyzed: 0.40 Liter(s)

Initial Pressure (psig): -2.28 Final Pressure (psig): 5.67

Canister Dilution Factor: 1.64

CAS #	Compound	Result µg/m ³	MRL µg/m ³	Result ppbV	MRL ppbV	Data Qualifier
111-65-9	n-Octane	ND	2.2	ND	0.47	
127-18-4	Tetrachloroethene	ND	2.1	ND	0.31	
108-90-7	Chlorobenzene	ND	2.2	ND	0.48	
100-41-4	Ethylbenzene	ND	2.2	ND	0.51	
179601-23-1	m,p-Xylenes	ND	4.5	ND	1.0	
75-25-2	Bromoform	ND	2.2	ND	0.21	
100-42-5	Styrene	ND	2.2	ND	0.51	
95-47-6	o-Xylene	ND	2.2	ND	0.51	
111-84-2	n-Nonane	ND	2.2	ND	0.42	
79-34-5	1,1,2,2-Tetrachloroethane	ND	2.2	ND	0.32	
98-82-8	Cumene	ND	2.2	ND	0.45	
80-56-8	alpha-Pinene	ND	2.2	ND	0.40	
103-65-1	n-Propylbenzene	ND	2.2	ND	0.45	
622-96-8	4-Ethyltoluene	ND	2.2	ND	0.45	
108-67-8	1,3,5-Trimethylbenzene	ND	2.2	ND	0.44	
95-63-6	1,2,4-Trimethylbenzene	4.7	2.2	0.95	0.45	
100-44-7	Benzyl Chloride	ND	4.5	ND	0.87	
541-73-1	1,3-Dichlorobenzene	ND	2.2	ND	0.37	
106-46-7	1,4-Dichlorobenzene	ND	2.2	ND	0.37	
95-50-1	1,2-Dichlorobenzene	ND	2.2	ND	0.37	
5989-27-5	d-Limonene	2.5	2.2	0.45	0.40	
96-12-8	1,2-Dibromo-3-chloropropane	ND	2.2	ND	0.22	
120-82-1	1,2,4-Trichlorobenzene	ND	2.2	ND	0.30	
91-20-3	Naphthalene	ND	2.1	ND	0.41	
87-68-3	Hexachlorobutadiene	ND	2.2	ND	0.20	

ND = Compound was analyzed for, but not detected above the laboratory reporting limit.

MRL = Method Reporting Limit - The minimum quantity of a target analyte that can be confidently determined by the referenced method.

ALS ENVIRONMENTAL

RESULTS OF ANALYSIS

Page 1 of 3

Client: CT Laboratories

Client Sample ID: Method Blank

Client Project ID: Ripon FFINN Landfill / 378957.0001.0002

ALS Project ID: P2002385

ALS Sample ID: P200513-MB

Test Code: EPA TO-15

Instrument ID: Tekmar AUTOCAN/Agilent 5975Binert/6890N/MS13

Analyst: Wida Ang

Sample Type: 1.0 L Summa Canister

Test Notes:

Date Collected: NA

Date Received: NA

Date Analyzed: 5/13/20

Volume(s) Analyzed: 1.00 Liter(s)

Canister Dilution Factor: 1.00

CAS #	Compound	Result	MRL	Result	MRL	Data Qualifier
		µg/m ³	µg/m ³	ppbV	ppbV	
115-07-1	Propene	ND	0.53	ND	0.31	
75-71-8	Dichlorodifluoromethane (CFC 12)	ND	0.53	ND	0.11	
74-87-3	Chloromethane	ND	0.53	ND	0.26	
76-14-2	1,2-Dichloro-1,1,2,2-tetrafluoroethane (CFC 114)	ND	0.53	ND	0.076	
75-01-4	Vinyl Chloride	ND	0.54	ND	0.21	
106-99-0	1,3-Butadiene	ND	0.53	ND	0.24	
74-83-9	Bromomethane	ND	0.54	ND	0.14	
75-00-3	Chloroethane	ND	0.54	ND	0.20	
64-17-5	Ethanol	ND	5.2	ND	2.8	
75-05-8	Acetonitrile	ND	0.53	ND	0.32	
107-02-8	Acrolein	ND	1.0	ND	0.44	
67-64-1	Acetone	ND	5.3	ND	2.2	
75-69-4	Trichlorofluoromethane (CFC 11)	ND	0.53	ND	0.094	
67-63-0	2-Propanol (Isopropyl Alcohol)	ND	2.1	ND	0.85	
107-13-1	Acrylonitrile	ND	0.53	ND	0.24	
75-35-4	1,1-Dichloroethene	ND	0.54	ND	0.14	
75-09-2	Methylene Chloride	ND	0.53	ND	0.15	
107-05-1	3-Chloro-1-propene (Allyl Chloride)	ND	0.54	ND	0.17	
76-13-1	Trichlorotrifluoroethane (CFC 113)	ND	0.54	ND	0.070	
75-15-0	Carbon Disulfide	ND	1.1	ND	0.35	
156-60-5	trans-1,2-Dichloroethene	ND	0.54	ND	0.14	
75-34-3	1,1-Dichloroethane	ND	0.55	ND	0.14	
1634-04-4	Methyl tert-Butyl Ether	ND	0.54	ND	0.15	
108-05-4	Vinyl Acetate	ND	5.4	ND	1.5	
78-93-3	2-Butanone (MEK)	ND	1.1	ND	0.37	

ND = Compound was analyzed for, but not detected above the laboratory reporting limit.

MRL = Method Reporting Limit - The minimum quantity of a target analyte that can be confidently determined by the referenced method.

ALS ENVIRONMENTAL

RESULTS OF ANALYSIS

Page 2 of 3

Client: CT Laboratories
Client Sample ID: Method Blank
Client Project ID: Ripon FFINN Landfill / 378957.0001.0002

ALS Project ID: P2002385
 ALS Sample ID: P200513-MB

Test Code: EPA TO-15
 Instrument ID: Tekmar AUTOCAN/Agilent 5975Binert/6890N/MS13
 Analyst: Wida Ang
 Sample Type: 1.0 L Summa Canister
 Test Notes:

Date Collected: NA
 Date Received: NA
 Date Analyzed: 5/13/20
 Volume(s) Analyzed: 1.00 Liter(s)

Canister Dilution Factor: 1.00

CAS #	Compound	Result µg/m ³	MRL µg/m ³	Result ppbV	MRL ppbV	Data Qualifier
156-59-2	cis-1,2-Dichloroethene	ND	0.53	ND	0.13	
141-78-6	Ethyl Acetate	ND	1.1	ND	0.31	
110-54-3	n-Hexane	ND	0.54	ND	0.15	
67-66-3	Chloroform	ND	0.54	ND	0.11	
109-99-9	Tetrahydrofuran (THF)	ND	0.55	ND	0.19	
107-06-2	1,2-Dichloroethane	ND	0.54	ND	0.13	
71-55-6	1,1,1-Trichloroethane	ND	0.54	ND	0.099	
71-43-2	Benzene	ND	0.53	ND	0.17	
56-23-5	Carbon Tetrachloride	ND	0.53	ND	0.084	
110-82-7	Cyclohexane	ND	1.1	ND	0.32	
78-87-5	1,2-Dichloropropane	ND	0.54	ND	0.12	
75-27-4	Bromodichloromethane	ND	0.54	ND	0.081	
79-01-6	Trichloroethene	ND	0.54	ND	0.10	
123-91-1	1,4-Dioxane	ND	0.54	ND	0.15	
80-62-6	Methyl Methacrylate	ND	1.1	ND	0.27	
142-82-5	n-Heptane	ND	0.54	ND	0.13	
10061-01-5	cis-1,3-Dichloropropene	ND	0.52	ND	0.11	
108-10-1	4-Methyl-2-pentanone	ND	0.53	ND	0.13	
10061-02-6	trans-1,3-Dichloropropene	ND	0.53	ND	0.12	
79-00-5	1,1,2-Trichloroethane	ND	0.54	ND	0.099	
108-88-3	Toluene	ND	0.54	ND	0.14	
591-78-6	2-Hexanone	ND	0.54	ND	0.13	
124-48-1	Dibromochloromethane	ND	0.54	ND	0.063	
106-93-4	1,2-Dibromoethane	ND	0.54	ND	0.070	
123-86-4	n-Butyl Acetate	ND	0.55	ND	0.12	

ND = Compound was analyzed for, but not detected above the laboratory reporting limit.

MRL = Method Reporting Limit - The minimum quantity of a target analyte that can be confidently determined by the referenced method.

ALS ENVIRONMENTAL

RESULTS OF ANALYSIS

Page 3 of 3

Client: CT Laboratories

Client Sample ID: Method Blank

Client Project ID: Ripon FFINN Landfill / 378957.0001.0002

ALS Project ID: P2002385

ALS Sample ID: P200513-MB

Test Code: EPA TO-15

Date Collected: NA

Instrument ID: Tekmar AUTOCAN/Agilent 5975Binert/6890N/MS13

Date Received: NA

Analyst: Wida Ang

Date Analyzed: 5/13/20

Sample Type: 1.0 L Summa Canister

Volume(s) Analyzed: 1.00 Liter(s)

Test Notes:

Canister Dilution Factor: 1.00

CAS #	Compound	Result µg/m ³	MRL µg/m ³	Result ppbV	MRL ppbV	Data Qualifier
111-65-9	n-Octane	ND	0.54	ND	0.12	
127-18-4	Tetrachloroethene	ND	0.52	ND	0.077	
108-90-7	Chlorobenzene	ND	0.54	ND	0.12	
100-41-4	Ethylbenzene	ND	0.54	ND	0.12	
179601-23-1	m,p-Xylenes	ND	1.1	ND	0.25	
75-25-2	Bromoform	ND	0.54	ND	0.052	
100-42-5	Styrene	ND	0.53	ND	0.12	
95-47-6	o-Xylene	ND	0.54	ND	0.12	
111-84-2	n-Nonane	ND	0.54	ND	0.10	
79-34-5	1,1,2,2-Tetrachloroethane	ND	0.54	ND	0.079	
98-82-8	Cumene	ND	0.54	ND	0.11	
80-56-8	alpha-Pinene	ND	0.54	ND	0.097	
103-65-1	n-Propylbenzene	ND	0.54	ND	0.11	
622-96-8	4-Ethyltoluene	ND	0.54	ND	0.11	
108-67-8	1,3,5-Trimethylbenzene	ND	0.53	ND	0.11	
95-63-6	1,2,4-Trimethylbenzene	ND	0.54	ND	0.11	
100-44-7	Benzyl Chloride	ND	1.1	ND	0.21	
541-73-1	1,3-Dichlorobenzene	ND	0.54	ND	0.090	
106-46-7	1,4-Dichlorobenzene	ND	0.54	ND	0.090	
95-50-1	1,2-Dichlorobenzene	ND	0.54	ND	0.090	
5989-27-5	d-Limonene	ND	0.54	ND	0.097	
96-12-8	1,2-Dibromo-3-chloropropane	ND	0.53	ND	0.055	
120-82-1	1,2,4-Trichlorobenzene	ND	0.54	ND	0.073	
91-20-3	Naphthalene	ND	0.52	ND	0.099	
87-68-3	Hexachlorobutadiene	ND	0.53	ND	0.050	

ND = Compound was analyzed for, but not detected above the laboratory reporting limit.

MRL = Method Reporting Limit - The minimum quantity of a target analyte that can be confidently determined by the referenced method.

ALS ENVIRONMENTAL

SURROGATE SPIKE RECOVERY RESULTS

Page 1 of 1

Client: CT Laboratories
Client Project ID: Ripon FFINN Landfill / 378957.0001.0002

ALS Project ID: P2002385

Test Code: EPA TO-15
 Instrument ID: Tekmar AUTOCAN/Agilent 5975Binert/6890N/MS13
 Analyst: Lusine Hakobyan/Topacio De Leon/Wida Ang
 Sample Type: 1.0 L Summa Canister(s) / 1.0 L Silonite Summa Canister(s)
 Test Notes:

Date(s) Collected: 4/27 - 4/28/20

Date(s) Received: 5/1/20

Date(s) Analyzed: 5/13/20

Client Sample ID	ALS Sample ID	1,2-Dichloroethane-d4	Toluene-d8	Bromofluorobenzene	Acceptance Limits	Data Qualifier
		Percent Recovered	Percent Recovered	Percent Recovered		
Method Blank	P200513-MB	92	99	102	70-130	
Lab Control Sample	P200513-LCS	97	100	105	70-130	
LC-3	P2002385-001	94	97	103	70-130	
LC-2	P2002385-002	96	97	101	70-130	
LC-1	P2002385-003	95	103	102	70-130	
GV-6	P2002385-004	95	99	101	70-130	
GP-3	P2002385-005	95	100	100	70-130	

Surrogate percent recovery is verified and accepted based on the on-column result.

Reported results are shown in concentration units and as a result of the calculation, may vary slightly from the on-column percent recovery.

ALS ENVIRONMENTAL

LABORATORY CONTROL SAMPLE SUMMARY

Page 1 of 3

Client: CT Laboratories
Client Sample ID: Lab Control Sample
Client Project ID: Ripon FFINN Landfill / 378957.0001.0002

ALS Project ID: P2002385
 ALS Sample ID: P200513-LCS

Test Code: EPA TO-15
 Instrument ID: Tekmar AUTOCAN/Agilent 5975Binert/6890N/MS13
 Analyst: Wida Ang
 Sample Type: 1.0 L Summa Canister
 Test Notes:

Date Collected: NA
 Date Received: NA
 Date Analyzed: 5/13/20
 Volume(s) Analyzed: 0.125 Liter(s)

CAS #	Compound	Spike Amount µg/m ³	Result µg/m ³	% Recovery	ALS	Data Qualifier
					Acceptance Limits	
115-07-1	Propene	210	178	85	51-133	
75-71-8	Dichlorodifluoromethane (CFC 12)	210	183	87	64-115	
74-87-3	Chloromethane	212	210	99	49-127	
76-14-2	1,2-Dichloro-1,1,2,2-tetrafluoroethane (CFC 114)	206	186	90	65-114	
75-01-4	Vinyl Chloride	212	194	92	61-129	
106-99-0	1,3-Butadiene	212	224	106	54-140	
74-83-9	Bromomethane	212	199	94	68-120	
75-00-3	Chloroethane	214	195	91	63-123	
64-17-5	Ethanol	1,060	806	76	49-134	
75-05-8	Acetonitrile	214	180	84	50-137	
107-02-8	Acrolein	206	200	97	62-128	
67-64-1	Acetone	1,070	930	87	56-125	
75-69-4	Trichlorofluoromethane (CFC 11)	212	185	87	64-115	
67-63-0	2-Propanol (Isopropyl Alcohol)	422	396	94	57-133	
107-13-1	Acrylonitrile	212	211	100	64-136	
75-35-4	1,1-Dichloroethene	214	206	96	67-115	
75-09-2	Methylene Chloride	210	190	90	68-114	
107-05-1	3-Chloro-1-propene (Allyl Chloride)	214	178	83	55-139	
76-13-1	Trichlorotrifluoroethane (CFC 113)	216	195	90	65-115	
75-15-0	Carbon Disulfide	212	173	82	68-113	
156-60-5	trans-1,2-Dichloroethene	214	205	96	65-122	
75-34-3	1,1-Dichloroethane	212	186	88	63-118	
1634-04-4	Methyl tert-Butyl Ether	214	227	106	57-131	
108-05-4	Vinyl Acetate	1,070	936	87	71-128	
78-93-3	2-Butanone (MEK)	212	197	93	67-123	

Laboratory Control Sample percent recovery is verified and accepted based on the on-column result. Reported results are shown in concentration units and as a result of the calculation, may vary slightly.

ALS ENVIRONMENTAL

LABORATORY CONTROL SAMPLE SUMMARY

Page 2 of 3

Client: CT Laboratories
Client Sample ID: Lab Control Sample
Client Project ID: Ripon FFINN Landfill / 378957.0001.0002

ALS Project ID: P2002385
 ALS Sample ID: P200513-LCS

Test Code: EPA TO-15
 Instrument ID: Tekmar AUTOCAN/Agilent 5975Binert/6890N/MS13
 Analyst: Wida Ang
 Sample Type: 1.0 L Summa Canister
 Test Notes:

Date Collected: NA
 Date Received: NA
 Date Analyzed: 5/13/20
 Volume(s) Analyzed: 0.125 Liter(s)

CAS #	Compound	Spike Amount µg/m ³	Result µg/m ³	% Recovery	ALS	Data Qualifier
					Acceptance Limits	
156-59-2	cis-1,2-Dichloroethene	212	195	92	64-120	
141-78-6	Ethyl Acetate	432	427	99	64-131	
110-54-3	n-Hexane	216	192	89	58-125	
67-66-3	Chloroform	214	191	89	65-114	
109-99-9	Tetrahydrofuran (THF)	220	207	94	65-115	
107-06-2	1,2-Dichloroethane	214	198	93	59-119	
71-55-6	1,1,1-Trichloroethane	214	197	92	66-115	
71-43-2	Benzene	210	187	89	66-109	
56-23-5	Carbon Tetrachloride	208	188	90	66-119	
110-82-7	Cyclohexane	422	393	93	67-117	
78-87-5	1,2-Dichloropropane	214	195	91	66-119	
75-27-4	Bromodichloromethane	218	199	91	71-119	
79-01-6	Trichloroethene	216	200	93	70-114	
123-91-1	1,4-Dioxane	216	215	100	71-117	
80-62-6	Methyl Methacrylate	430	417	97	76-121	
142-82-5	n-Heptane	214	202	94	66-119	
10061-01-5	cis-1,3-Dichloropropene	214	221	103	72-125	
108-10-1	4-Methyl-2-pentanone	212	208	98	68-130	
10061-02-6	trans-1,3-Dichloropropene	212	214	101	71-132	
79-00-5	1,1,2-Trichloroethane	214	201	94	70-117	
108-88-3	Toluene	212	199	94	67-113	
591-78-6	2-Hexanone	216	222	103	62-135	
124-48-1	Dibromochloromethane	214	213	100	73-126	
106-93-4	1,2-Dibromoethane	214	217	101	71-122	
123-86-4	n-Butyl Acetate	218	247	113	65-134	

Laboratory Control Sample percent recovery is verified and accepted based on the on-column result.
 Reported results are shown in concentration units and as a result of the calculation, may vary slightly.

ALS ENVIRONMENTAL

LABORATORY CONTROL SAMPLE SUMMARY

Page 3 of 3

Client: CT Laboratories
Client Sample ID: Lab Control Sample
Client Project ID: Ripon FFINN Landfill / 378957.0001.0002

ALS Project ID: P2002385
 ALS Sample ID: P200513-LCS

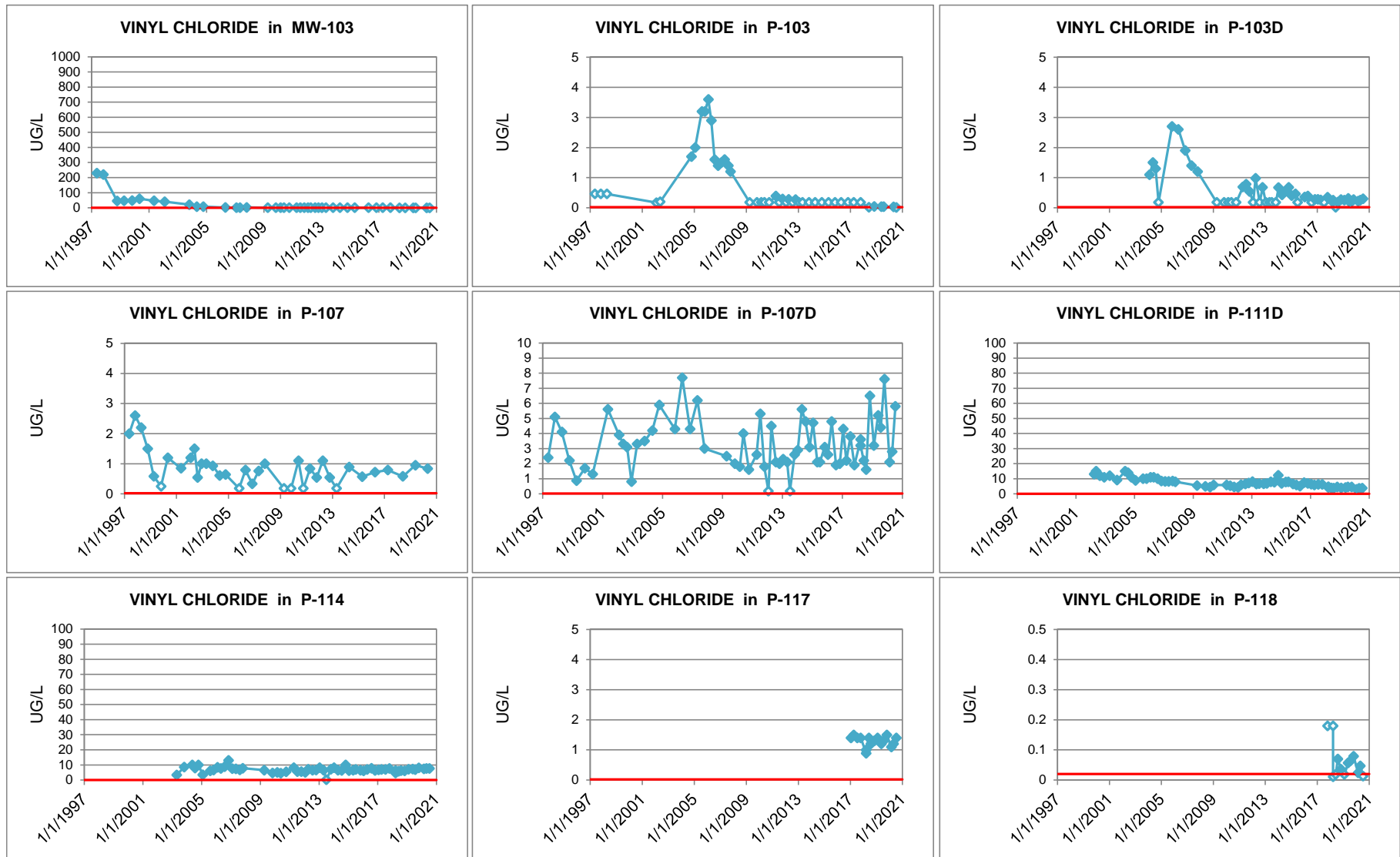
Test Code: EPA TO-15
 Instrument ID: Tekmar AUTOCAN/Agilent 5975Binert/6890N/MS13
 Analyst: Wida Ang
 Sample Type: 1.0 L Summa Canister
 Test Notes:

Date Collected: NA
 Date Received: NA
 Date Analyzed: 5/13/20
 Volume(s) Analyzed: 0.125 Liter(s)

CAS #	Compound	Spike Amount µg/m ³	Result µg/m ³	% Recovery	ALS	Data Qualifier
					Acceptance Limits	
111-65-9	n-Octane	216	204	94	63-120	
127-18-4	Tetrachloroethene	208	193	93	64-120	
108-90-7	Chlorobenzene	214	198	93	65-116	
100-41-4	Ethylbenzene	212	208	98	65-117	
179601-23-1	m,p-Xylenes	426	408	96	64-121	
75-25-2	Bromoform	214	231	108	72-130	
100-42-5	Styrene	212	227	107	72-126	
95-47-6	o-Xylene	214	205	96	64-120	
111-84-2	n-Nonane	214	206	96	56-132	
79-34-5	1,1,2,2-Tetrachloroethane	214	208	97	66-122	
98-82-8	Cumene	214	204	95	64-121	
80-56-8	alpha-Pinene	212	208	98	62-136	
103-65-1	n-Propylbenzene	214	210	98	65-123	
622-96-8	4-Ethyltoluene	210	205	98	71-126	
108-67-8	1,3,5-Trimethylbenzene	212	203	96	65-120	
95-63-6	1,2,4-Trimethylbenzene	212	219	103	63-129	
100-44-7	Benzyl Chloride	214	224	105	66-138	
541-73-1	1,3-Dichlorobenzene	214	204	95	65-127	
106-46-7	1,4-Dichlorobenzene	214	205	96	65-125	
95-50-1	1,2-Dichlorobenzene	214	213	100	67-128	
5989-27-5	d-Limonene	212	224	106	65-136	
96-12-8	1,2-Dibromo-3-chloropropane	214	233	109	73-133	
120-82-1	1,2,4-Trichlorobenzene	216	245	113	62-140	
91-20-3	Naphthalene	212	274	129	57-149	
87-68-3	Hexachlorobutadiene	214	213	100	57-129	

Laboratory Control Sample percent recovery is verified and accepted based on the on-column result.
 Reported results are shown in concentration units and as a result of the calculation, may vary slightly.

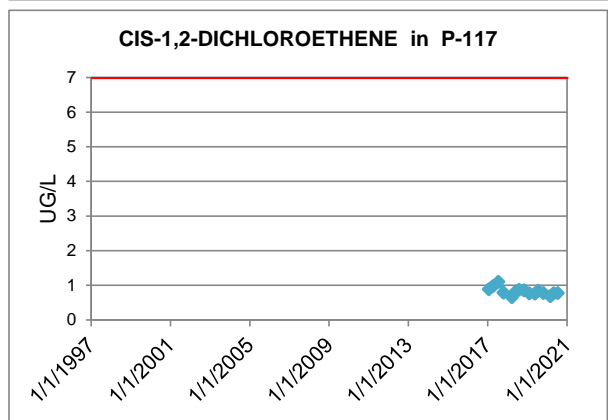
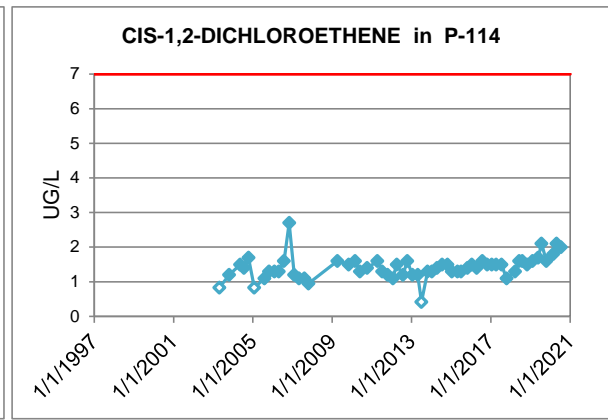
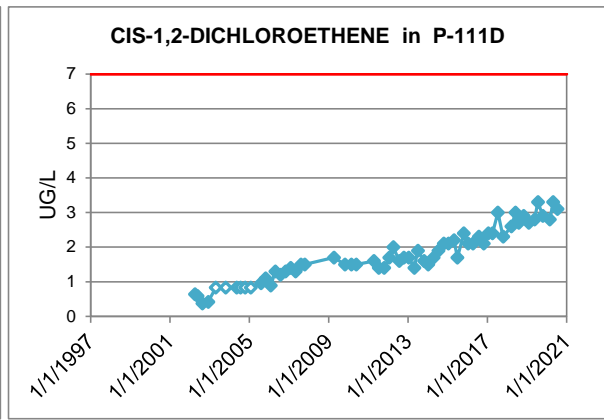
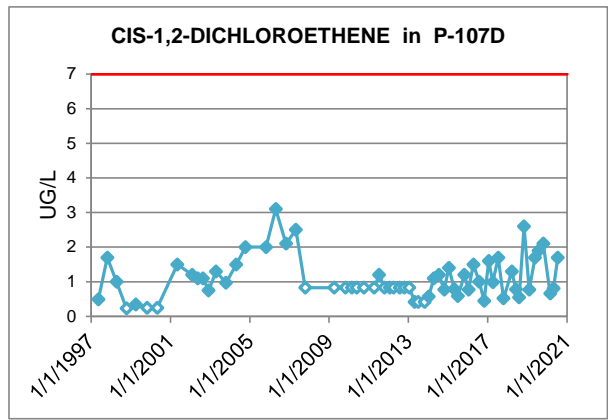
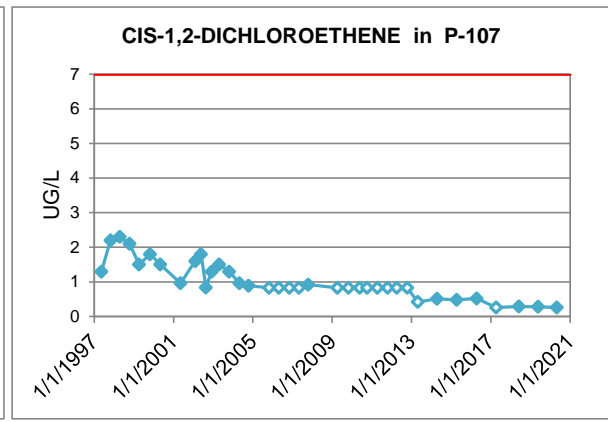
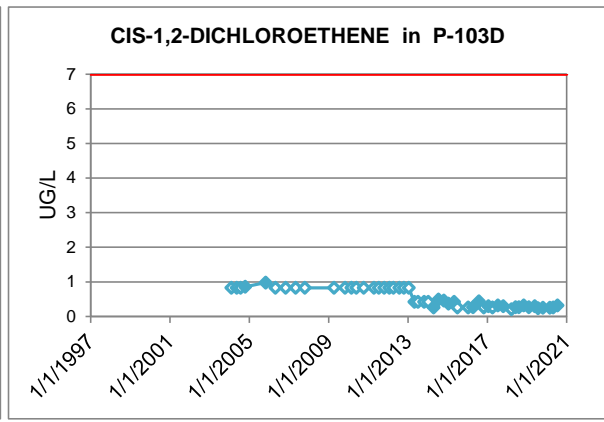
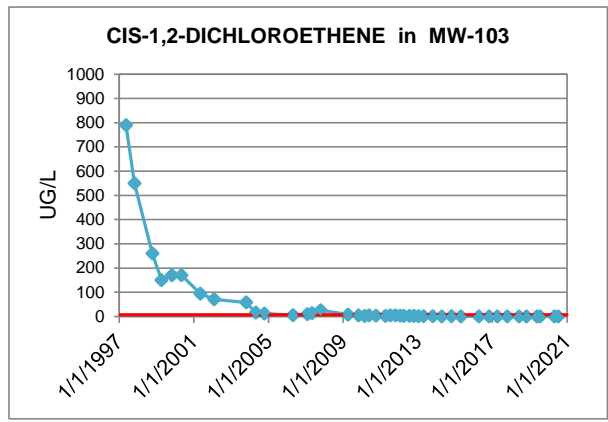
Appendix C: Concentration-Time Graphs for Datasets Included in Trend Analysis



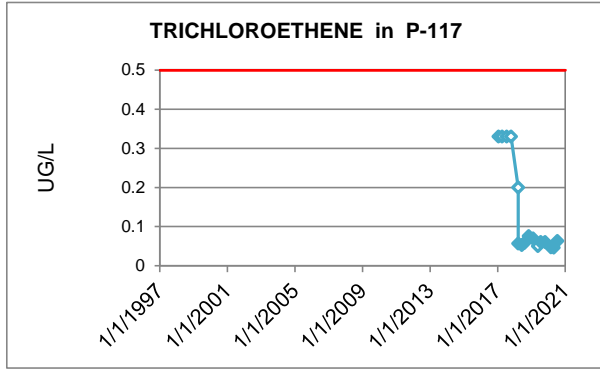
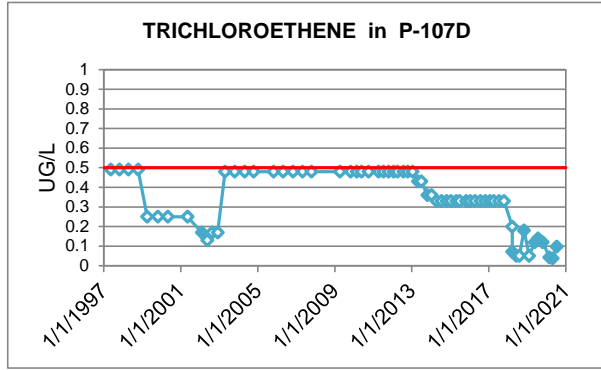
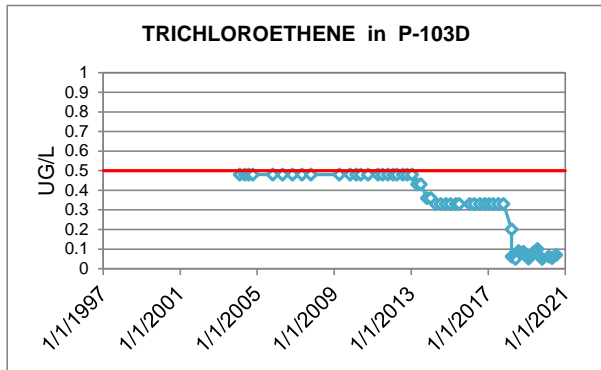
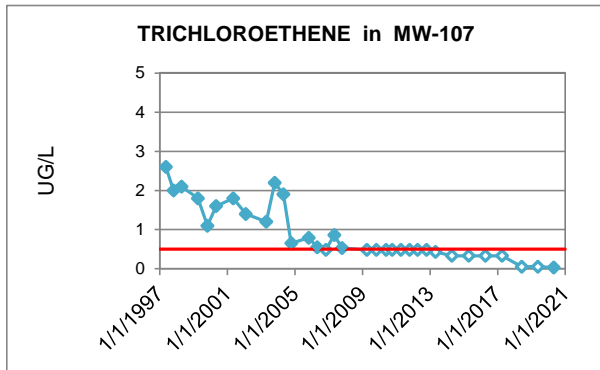
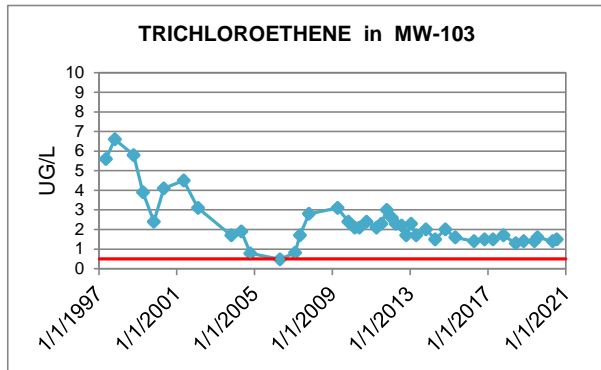
Notes:

The red line represents the NR 140 PAL.

Nondetect results are represented with hollow symbols plotted at the detection limit.



Notes:
 The red line represents the NR 140 PAL.
 Nondetect results are represented with hollow symbols plotted at the detection limit.



Notes:
 The red line represents the NR 140 PAL.
 Nondetect results are represented with hollow symbols plotted at the detection limit.