

GENERAL INSTRUCTIONS, PURPOSE AND APPLICABILITY OF THIS FORM: Completion of this form is required under s. NR 724.13(3), Wis. Adm. Code. A narrative report or letter containing the equivalent information required in this form may be submitted in lieu of the actual form. Failure to submit this form as required is a violation of s. NR 724.13(3), Wis. Adm. Code, and is subject to the penalties in s. 292.99, Wis. Stats. This form must be submitted every six months for soil or groundwater remediation projects that report operation and maintenance progress in accordance with s. NR 724.13(3), Wis. Adm. Code.

Note: Long-term monitoring results submitted in accordance with s. NR 724.17(3), Wis. Adm. Code are required to be submitted within 10 business days of receiving sampling results and are not required to be submitted using this form. However, portions of this form require monitoring data summary information that may be based on information previously submitted in accordance with s. NR 724.17(3), Wis. Adm. Code.

Note: Responsible parties should check with the State Project Manager assigned to the site to determine if this form is required to be submitted at sites responded to under the Federal Comprehensive Environmental Response and Compensation Act (commonly known as Superfund) or an equivalent State lead Superfund response.

Note: Responsible parties should check with the State Project Manager assigned to the site to determine if any of the information required in this form may be omitted or changed and obtain prior written approval for any omissions or changes.

Submittal of this form is not a substitute for reporting required by Department programs such as Waste Water or Air Management. Personally identifiable information on this form is not intended to be used for any other purpose than tracking progress of the remediation by the Bureau for Remediation and Redevelopment.

Personal information collected will be used for administrative purposes and may be provided to requesters to the extent required by Wisconsin's Open Records Law (ss. 19.31-19.39, Wis. Stats.). Unless otherwise noted, all citations refer to Wisconsin Administrative Code.

Note: There is a separate semi-annual report required under s. NR 700.11(1), Wis. Adm. Code. Reporting under that provision is through an internet-based form:

<http://dnr.wi.gov/topic/Brownfields/documents/regs/NR700progreport.pdf>

Section GI - General Site Information

A. General Information

1. Site name											
Former Sta-Rite Industries, Deerfield											
2. Reporting period from:		01/01/2021		To:		12/31/2021		Days in period:		365	
3. Regulatory agency (enter DNR, DATCP and/or other)					4. BRRTS ID No. (2 digit program-2 digit county-6 digit site specific)						
DNR					02-13-001621						
5. Site location											
Region		County			Address						
South Central Region		Dane			38 West Nelson Street, Deerfield, WI						
Municipality name <input type="radio"/> City <input type="radio"/> Town <input type="radio"/> Village						Township	Range	<input checked="" type="radio"/> E	Section	¼	¼
Village of Deerfield						07 N	12	<input type="radio"/> W	21	SW	SW
6. Responsible party					7. Consultant						
Name					<input type="checkbox"/> Select if the following information has changed since the last submittal						
Thomas Samuel					Company name						
Mailing address					Tetra Tech, Inc.						
293 Wright Street, Delavan, WI 53115					Mailing address			Phone number			
Phone number					175 N. Corporate Drive, Suite 100,			Brookfield, WI 53045		(262) 207-3458	
(262) 278-7428											
8. Contaminants											
Trichloroethene (TCE), 1,1,1-Trichloroethane (TCA), 1,1,2-Trichloroethane, 1,1-Dichloroethene, cis-1,2-Dichloroethene, trans-1,2-Dichloroethene, 1,1-Dichloroethane, Tetrachloroethene, Methylene Chloride, Vinyl Chloride											
9. Soil types (USCS or USDA)											
SM/SC											
10. Hydraulic conductivity(cm/sec):					11. Average linear velocity of groundwater (ft/yr)						
0.00046					10.8						

Site name: Former Sta-Rite Industries, Deerfield

Reporting period from: 01/01/2021 To: 12/31/2021

Days in period: 365

Remediation Site Operation, Maintenance, Monitoring & Optimization Report

Form 4400-194 (R 11/14)

12. If soil is treated ex situ, is the treatment location off site? Yes No

If yes, give location: Region		County				
-------------------------------	--	--------	--	--	--	--

Municipality name <input type="radio"/> City <input type="radio"/> Town <input type="radio"/> Village	Township	Range	<input type="radio"/> E	Section	1/4	1/4 1/4
	N		<input type="radio"/> W			

B. Remediation Method

Only submit sections that apply to an individual site. Check all that apply:

- Groundwater extraction (submit a completed Section GW-1).
- Free product recovery (submit a completed Section GW-1).
- In situ air sparging (submit a completed Section GW-2).
- Groundwater natural attenuation (submit a completed Section GW-3).
- Other groundwater remediation method (submit a completed Section GW-4).
- Soil venting (including soil vapor extraction building venting and bioventing submit a completed Section IS-1).
- Soil natural attenuation (submit a completed Section IS-2).
- Other in situ soil remediation method (submit a completed Section IS-3).
- Biopiles (submit a completed Section ES-1).
- Landspreading/thinspreading of petroleum contaminated soil (submit a completed Section ES-2).
- Other ex situ remediation method (submit a completed Section ES-3).
- Site is a landfill (submit a completed Section LF-1).

C. General Effectiveness Evaluation for All Active Systems

If the remediation is active (not natural attenuation), complete this subsection.

1. Is the system operating at design rates and specifications? Yes No

If the answer is no, explain whether or not modifications are necessary to achieve the goal that was previously established in design.

2. Are modifications to the system warranted to improve effectiveness Yes No

If yes, explain:

3. Is natural attenuation an effective low cost option at this time? Yes No

4. Is closure sampling warranted at this time? Yes No

5. Are there any modifications that can be made to the remediation to improve cost effectiveness? Yes No

If yes, explain:

D. Economic and Cost Data to Date

1. Total investigation cost: \$32,000.00

2. Implementation costs (design, capital and installation costs, excluding investigation costs): \$195,314.00

3. Total costs during the previous reporting period: \$54,390.00

4. Total costs during this reporting period: \$41,900.00

5. Total anticipated costs for the next reporting period: \$35,771.00

6. Are any unusual or one-time costs listed in the reporting periods covered by D.3., D.4. or D.5. above? Yes No

Site name: Former Sta-Rite Industries, Deerfield

Reporting period from: 01/01/2021 To: 12/31/2021

Days in period: 365

Remediation Site Operation, Maintenance, Monitoring & Optimization Report

Form 4400-194 (R 11/14)

If yes, explain:

The building housing the groundwater treatment system was moved to accommodate the expansion of the Truckstar Collision Center building on the property in 2020. A new blower motor for the groundwater treatment system air stripper was purchased and installed in 2021.

7. If closure is anticipated within 12 months, estimated costs for project closeout: _____

E. Name(s), Signature(s) and Date of Person(s) Submitting Form

Legibly print name, date and sign. Only persons qualified to submit reports under ch. NR 712 Wis. Adm. Code are to sign this form for sites with any ongoing active remediation, monitoring or an investigation. Other persons may sign this form for sites with no response activities during the six month reporting period.

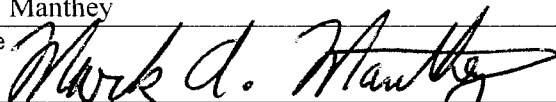
Registered Professional Engineers:

I hereby certify that I am a registered professional engineer in the State of Wisconsin, registered in accordance with the requirements of ch. A-E 4, Wis. Adm. Code; that this document has been prepared in accordance with the rules of Professional Conduct in ch. A-E 8, Wis. Adm. Code; and that, to the best of my knowledge, all information contained in this document is correct and the document was prepared in compliance with all applicable requirements in chs. NR 700 to 726, Wis. Adm. Code.

Print name	Title
Signature	Date

Hydrogeologists:

I hereby certify that I am a hydrogeologist as that term is defined in s. NR 712.03(1), Wis. Adm. Code, and that, to the best of my knowledge, all information contained in this document is correct and the document was prepared in compliance with all applicable requirements in chs. NR 700 to 726, Wis. Adm. Code.

Print name	Title
Mark A. Manthey	Associate Hydrogeologist
Signature 	Date <u>3/2/2022</u>

Scientists:

I hereby certify that I am a scientist as that term is defined in s. NR 712.03(3), Wis. Adm. Code, and that, to the best of my knowledge, all information contained in this document is correct and the document was prepared in compliance with all applicable requirements in chs. NR 700 to 726, Wis. Adm. Code.

Print name	Title
Signature	Date

Other Persons:

Print name	Title
Signature	Date

Site name: Former Sta-Rite Industries, Deerfield



Reporting period from: 01/01/2021 To: 12/31/2021

Days in period: 365

Remediation Site Operation, Maintenance, Monitoring & Optimization Report

Form 4400-194 (R 11/14)

Professional Seal(s), if applicable:



Site name: Former Sta-Rite Industries, Deerfield

Reporting period from: 01/01/2021 To: 12/31/2021

Days in period: 365

Remediation Site Operation, Maintenance, Monitoring & Optimization Report

Form 4400-194 (R 11/14)

Page 5 of 28

Section GW-1, Groundwater Pump and Treat Systems and Free Product Recovery Systems

A. Groundwater Extraction System Operation:

1. Total number of groundwater extraction wells or trenches available: 1 and the number in use during period: 1

2. Number of days of operation (only list the number of days the system actually operated, if unknown explain):
330.9

3. System utilization in percent (days of operation divided by reporting time period multiplied by 100). If < 80%, explain:
90.7%

4. Quantity of groundwater extracted during this time period: 7,535,745 gallons

5. Average groundwater extraction rate: 14.4 gpm

6. Quantity of dissolved phase contaminants removed during this time period in pounds: 10.76 lbs

B. Free Product Recovery System Operation

1. Is free product (nonaqueous phase liquid) being recovered at this site? Yes No

If yes, explain:

2. Quantity of free product extracted during this time period (enter none if none): _____ gallons

3. Average free product extraction rate: _____ gpm

C. System Effectiveness Evaluation

1. Is a contaminated groundwater plume fully contained in the capture zone? Yes No

If no, explain:

The system was designed to address the contaminant plume on the source area property in accordance with the Settlement Agreement and Release between the Village of Deerfield, Wisconsin and Sta-Rite Industries, Inc. dated November 30, 1998.

2. If free product is present, is the free product fully contained in capture zone? Yes No

If no, explain:

3. If free product is present in any wells at the site, but free product was not recovered during reporting period, explain:

4. If free product is not present, determine the single contaminant that requires the greatest percent reduction to achieve ch. NR 140 ES and PAL. Perform this calculation for all contaminants that were present at the site that have ch. NR 140 standards. Use the highest contaminant concentration measured in any sampling points during reporting period. If free product is present, write "FREE PRODUCT" in C.4.a.

a. Contaminant: Trichloroethene (TCE)

b. Percent reduction necessary to reach ch. NR 140 ES and PAL: 99.9 %

c. Maximum contaminant concentration level in any monitoring well of that contaminant: 530 µg/L

d. Maximum contaminant concentration level in any extraction well of that contaminant: 160 µg/L

Site name: Former Sta-Rite Industries, Deerfield

Reporting period from: 01/01/2021 To: 12/31/2021

Days in period: 365

Remediation Site Operation, Maintenance, Monitoring & Optimization Report

Form 4400-194 (R 11/14)

Page 6 of 25

- e. If the maximum concentration in a monitoring well is more than one order of magnitude above the concentration measured in an extraction well, explain why the extracted groundwater contamination levels are significantly less than the levels at other locations within the aquifer.

The screened interval of the extraction well is 100 feet and therefore draws groundwater from less impacted zones of the aquifer than is represented by the sample results of monitoring well MW-17D, which has a 10-foot screen.

D. Additional Attachments

Attach the following to this form:

- Most recent report to the DNR Wastewater Program, if applicable.
- Groundwater contour map with capture zone indicated.
- Groundwater contaminant distribution map (may be combined with contour map).
- Graph of cumulative contaminant removal, if both free product recovery and ground water extraction are used, provide separate graphs.
- Time versus groundwater contaminant concentration graphs for the contaminant listed in C.4.a. (above), as follows:
 - Graph of contaminant concentrations versus time for each extraction well in use during the period.
 - Graph of contaminant concentrations versus time for the monitoring well with the greatest level of contamination.
- Groundwater contaminant chemistry table.
- Groundwater elevations table.
- System operational data table.

ADDITIONAL ATTACHMENTS

**FOURTH QUARTER 2021
WASTEWATER DISCHARGE MONITORING SHORT REPORT
AND DECEMBER 2021
WASTEWATER DISCHARGE MONITORING LONG REPORT**

Wastewater Discharge Monitoring Short Report

For DNR Use Only

Facility Name : STA-RITE INDUSTRIES DEERFIELD PLANT (FORMER)
 Contact Address : 175 N. Corporate Dr, Ste 100
 Brookfield, WI 53045
 Facility Contact : Mark Manthey, Associate Hydrogeologist
 Phone Number : 262-207-3458
 Reporting Period : 10/01/2021 - 12/31/2021
 Form Due Date : 01/21/2022
 Permit Number : **0046566**

Date Received:
 DOC: 482392
 FIN: 38253
 FID: 113123670
 Region: South Central Region
 Permit Drafter: Drafter not set
 Reviewer: Maya R Welch
 Office: Milwaukee

Sample Point	Parameter #	Parameter	Date Sample	Sample Type	Sample Results	Units	Limit Type	Limit	LOD	LOQ	QC Exceed?	Lab Certification
001	377	pH Field	12/22/2021	GRAB	8.08	su	Daily Max Daily Min	9(0) 6(0)			N	
001	54	BETX, Total	12/22/2021	GRAB	<0.73	ug/L	Monthly Avg	750(0)			N	999580010
001	508	Trichloro- ethylene	12/22/2021	GRAB	0.54	ug/L	Monthly Avg	50(0)	0.16	0.50	N	999580010
001	561	1,1,1-Trichloro- ethane	12/22/2021	GRAB	<0.38	ug/L	Monthly Avg	50(0)	0.38	1.0	N	999580010
001	517	Vinyl chloride	12/22/2021	GRAB	<0.20	ug/L	Monthly Avg	10(0)	0.20	1.0	N	999580010

Wastewater Discharge Monitoring Short Report

Footnotes (DNR Use Only; Instructions for completing this form that are unique for your facility may be displayed here.)

General Remarks

Laboratory Quality Control Comments

TETRA TECH REMEDIATION SYSTEM FIELD WATER QUALITY SAMPLING AND ANALYSIS FORM

PROJECT INFORMATION		INSTRUMENTS	
PROJECT	Sta-Rite Deerfield Remedial Action	Temp. & pH	Hanna
PROJECT NO.	117-7469008.100	Conductivity	Hanna
LOCATION	Deerfield, Wisconsin	ORP	NA
PERSONNEL	Connor Larson	DO	NA
SAMPLE ID	Influent	Effluent	
WATER TYPE	Groundwater	Groundwater	
DATE (month/day/year)	12/22/21	12/22/21	
CLOCK TIME (Military)	11:05	11:25	
EXTRACTION WELL DEPTH (feet below top of well casing)	115	115	
FLOW METER READING (gallons)	6303126	6303437	
FLOW RATE (gpm)	15.6	15.6	
SAMPLING DEVICE	Sample tap before particulate filters.	Grab Outfall Area	
FIELD TEMPERATURE (°C)	14.1	10.6	
pH	7.56	8.08	
ELEC. COND. (uS/cm)	Measured	1135	1102
	at 25° C		
COLOR	clear	clear	
ODOR	none	None	
CLARITY	clear	clear	
SAMPLING PARAMETERS	# OF CONTAINERS & VOLUME; CONTAINER TYPE (A = AMBER GLASS; G = GLASS; P = PLASTIC); PRESERVATIVE TYPE (L = LAB ADDED; F = FIELD ADDED) OR NEUTRAL; FILTERED (YES or NO)		
TCE, 1,1,1-TCA, 1,1,2-TCA vinyl chloride & BETX (EPA Method SW 8260B)	3-40 ml; G; HCL-L; No	3-40 ml; G; HCL-L; No	
Note: TCE = Trichloroethene TCA = Trichloroethane BETX = Benzene, Ethylbenzene, Toluene and Xylenes			
NAME OF LABORATORY	Eurofins	Eurofins	
DATE SENT TO LAB	12/22/21	12/22/21	
SAMPLER'S NAME	CSL	CSL	

ANALYTICAL REPORT

Eurofins Chicago
2417 Bond Street
University Park, IL 60484
Tel: (708)534-5200

Laboratory Job ID: 500-210197-1

Client Project/Site: Pentair Deerfield - 117-7464008

For:

Tetra Tech GEO
175 N Corporate Drive
Suite 100
Brookfield, Wisconsin 53045

Attn: Mr. Mark Manthey



*Authorized for release by:
1/10/2022 10:04:50 AM*

Sandie Fredrick, Project Manager II
(920)261-1660
sandra.fredrick@eurofinset.com

LINKS

Review your project
results through
TotalAccess

Have a Question?



Visit us at:

www.eurofinsus.com/Env

The test results in this report meet all 2003 NELAC, 2009 TNI, and 2016 TNI requirements for accredited parameters, exceptions are noted in this report. This report may not be reproduced except in full, and with written approval from the laboratory. For questions please contact the Project Manager at the e-mail address or telephone number listed on this page.

This report has been electronically signed and authorized by the signatory. Electronic signature is intended to be the legally binding equivalent of a traditionally handwritten signature.

Results relate only to the items tested and the sample(s) as received by the laboratory.



Table of Contents

Cover Page	1
Table of Contents	2
Case Narrative	3
Detection Summary	4
Method Summary	5
Sample Summary	6
Client Sample Results	7
Definitions	9
QC Association	10
Surrogate Summary	11
QC Sample Results	12
Chronicle	13
Certification Summary	14
Chain of Custody	15
Receipt Checklists	17

Case Narrative

Client: Tetra Tech GEO
Project/Site: Pentair Deerfield - 117-7464008

Job ID: 500-210197-1

Job ID: 500-210197-1

Laboratory: Eurofins Chicago

Narrative

Job Narrative
500-210197-1

Comments

No additional comments.

Receipt

The samples were received on 12/23/2021 10:50 AM. Unless otherwise noted below, the samples arrived in good condition, and where required, properly preserved and on ice. The temperature of the cooler at receipt was 4.0° C.

GC/MS VOA

No analytical or quality issues were noted, other than those described in the Definitions/Glossary page.

- 1
- 2
- 3
- 4
- 5
- 6
- 7
- 8
- 9
- 10
- 11
- 12
- 13
- 14
- 15

Detection Summary

Client: Tetra Tech GEO
Project/Site: Pentair Deerfield - 117-7464008

Job ID: 500-210197-1

Client Sample ID: Influent

Lab Sample ID: 500-210197-1

Analyte	Result	Qualifier	RL	MDL	Unit	Dil Fac	D	Method	Prep Type
1,1,1-Trichloroethane	4.5		1.0	0.38	ug/L	1		8260B	Total/NA
Trichloroethene	150		0.50	0.16	ug/L	1		8260B	Total/NA

Client Sample ID: Effluent

Lab Sample ID: 500-210197-2

Analyte	Result	Qualifier	RL	MDL	Unit	Dil Fac	D	Method	Prep Type
Trichloroethene	0.54		0.50	0.16	ug/L	1		8260B	Total/NA

This Detection Summary does not include radiochemical test results.

Eurofins Chicago

Method Summary

Client: Tetra Tech GEO
Project/Site: Pentair Deerfield - 117-7464008

Job ID: 500-210197-1

Method	Method Description	Protocol	Laboratory
8260B	Volatile Organic Compounds (GC/MS)	SW846	TAL CHI
5030B	Purge and Trap	SW846	TAL CHI

Protocol References:

SW846 = "Test Methods For Evaluating Solid Waste, Physical/Chemical Methods", Third Edition, November 1986 And Its Updates.

Laboratory References:

TAL CHI = Eurofins Chicago, 2417 Bond Street, University Park, IL 60484, TEL (708)534-5200

- 1
- 2
- 3
- 4
- 5
- 6
- 7
- 8
- 9
- 10
- 11
- 12
- 13
- 14
- 15

Sample Summary

Client: Tetra Tech GEO
Project/Site: Pentair Deerfield - 117-7464008

Job ID: 500-210197-1

Lab Sample ID	Client Sample ID	Matrix	Collected	Received
500-210197-1	Influent	Water	12/22/21 11:05	12/23/21 10:50
500-210197-2	Effluent	Water	12/22/21 11:25	12/23/21 10:50

1

2

3

4

5

6

7

8

9

10

11

12

13

14

15

Client Sample Results

Client: Tetra Tech GEO
 Project/Site: Pentair Deerfield - 117-7464008

Job ID: 500-210197-1

Client Sample ID: Influent
Date Collected: 12/22/21 11:05
Date Received: 12/23/21 10:50

Lab Sample ID: 500-210197-1
Matrix: Water

Method: 8260B - Volatile Organic Compounds (GC/MS)

Analyte	Result	Qualifier	RL	MDL	Unit	D	Prepared	Analyzed	Dil Fac
Benzene	<0.15		0.50	0.15	ug/L			12/30/21 14:24	1
Ethylbenzene	<0.18		0.50	0.18	ug/L			12/30/21 14:24	1
Toluene	<0.15		0.50	0.15	ug/L			12/30/21 14:24	1
1,1,1-Trichloroethane	4.5		1.0	0.38	ug/L			12/30/21 14:24	1
1,1,2-Trichloroethane	<0.35		1.0	0.35	ug/L			12/30/21 14:24	1
Trichloroethene	150		0.50	0.16	ug/L			12/30/21 14:24	1
Vinyl chloride	<0.20		1.0	0.20	ug/L			12/30/21 14:24	1
Xylenes, Total	<0.22		1.0	0.22	ug/L			12/30/21 14:24	1
Surrogate	%Recovery	Qualifier	Limits				Prepared	Analyzed	Dil Fac
4-Bromofluorobenzene (Surr)	87		72 - 124					12/30/21 14:24	1
Dibromofluoromethane	94		75 - 120					12/30/21 14:24	1
1,2-Dichloroethane-d4 (Surr)	116		75 - 126					12/30/21 14:24	1
Toluene-d8 (Surr)	110		75 - 120					12/30/21 14:24	1

Client Sample Results

Client: Tetra Tech GEO
 Project/Site: Pentair Deerfield - 117-7464008

Job ID: 500-210197-1

Client Sample ID: Effluent
 Date Collected: 12/22/21 11:25
 Date Received: 12/23/21 10:50

Lab Sample ID: 500-210197-2
 Matrix: Water

Method: 8260B - Volatile Organic Compounds (GC/MS)

Analyte	Result	Qualifier	RL	MDL	Unit	D	Prepared	Analyzed	Dil Fac
Benzene	<0.15		0.50	0.15	ug/L			12/30/21 14:49	1
Ethylbenzene	<0.18		0.50	0.18	ug/L			12/30/21 14:49	1
Toluene	<0.15		0.50	0.15	ug/L			12/30/21 14:49	1
1,1,1-Trichloroethane	<0.38		1.0	0.38	ug/L			12/30/21 14:49	1
1,1,2-Trichloroethane	<0.35		1.0	0.35	ug/L			12/30/21 14:49	1
Trichloroethene	0.54		0.50	0.16	ug/L			12/30/21 14:49	1
Vinyl chloride	<0.20		1.0	0.20	ug/L			12/30/21 14:49	1
Xylenes, Total	<0.22		1.0	0.22	ug/L			12/30/21 14:49	1
Surrogate	%Recovery	Qualifier	Limits				Prepared	Analyzed	Dil Fac
4-Bromofluorobenzene (Surr)	86		72 - 124					12/30/21 14:49	1
Dibromofluoromethane	93		75 - 120					12/30/21 14:49	1
1,2-Dichloroethane-d4 (Surr)	118		75 - 126					12/30/21 14:49	1
Toluene-d8 (Surr)	112		75 - 120					12/30/21 14:49	1

Definitions/Glossary

Client: Tetra Tech GEO
Project/Site: Pentair Deerfield - 117-7464008

Job ID: 500-210197-1

Glossary

Abbreviation	These commonly used abbreviations may or may not be present in this report.
α	Listed under the "D" column to designate that the result is reported on a dry weight basis
%R	Percent Recovery
CFL	Contains Free Liquid
CFU	Colony Forming Unit
CNF	Contains No Free Liquid
DER	Duplicate Error Ratio (normalized absolute difference)
Dil Fac	Dilution Factor
DL	Detection Limit (DoD/DOE)
DL, RA, RE, IN	Indicates a Dilution, Re-analysis, Re-extraction, or additional Initial metals/anion analysis of the sample
DLC	Decision Level Concentration (Radiochemistry)
EDL	Estimated Detection Limit (Dioxin)
LOD	Limit of Detection (DoD/DOE)
LOQ	Limit of Quantitation (DoD/DOE)
MCL	EPA recommended "Maximum Contaminant Level"
MDA	Minimum Detectable Activity (Radiochemistry)
MDC	Minimum Detectable Concentration (Radiochemistry)
MDL	Method Detection Limit
ML	Minimum Level (Dioxin)
MPN	Most Probable Number
MQL	Method Quantitation Limit
NC	Not Calculated
ND	Not Detected at the reporting limit (or MDL or EDL if shown)
NEG	Negative / Absent
POS	Positive / Present
PQL	Practical Quantitation Limit
PRES	Presumptive
QC	Quality Control
RER	Relative Error Ratio (Radiochemistry)
RL	Reporting Limit or Requested Limit (Radiochemistry)
RPD	Relative Percent Difference, a measure of the relative difference between two points
TEF	Toxicity Equivalent Factor (Dioxin)
TEQ	Toxicity Equivalent Quotient (Dioxin)
TNTC	Too Numerous To Count

QC Association Summary

Client: Tetra Tech GEO
Project/Site: Pentair Deerfield - 117-7464008

Job ID: 500-210197-1

GC/MS VOA

Analysis Batch: 636043

Lab Sample ID	Client Sample ID	Prep Type	Matrix	Method	Prep Batch
500-210197-1	Influent	Total/NA	Water	8260B	
500-210197-2	Effluent	Total/NA	Water	8260B	
MB 500-636043/5	Method Blank	Total/NA	Water	8260B	
LCS 500-636043/3	Lab Control Sample	Total/NA	Water	8260B	

1

2

3

4

5

6

7

8

9

10

11

12

13

14

15

Surrogate Summary

Client: Tetra Tech GEO
Project/Site: Pentair Deerfield - 117-7464008

Job ID: 500-210197-1

Method: 8260B - Volatile Organic Compounds (GC/MS)

Matrix: Water

Prep Type: Total/NA

Percent Surrogate Recovery (Acceptance Limits)

Lab Sample ID	Client Sample ID	BFB	DBFM	DCA	TOL
		(72-124)	(75-120)	(75-126)	(75-120)
500-210197-1	Influent	87	94	116	110
500-210197-2	Effluent	86	93	118	112
LCS 500-636043/3	Lab Control Sample	98	97	118	110
MB 500-636043/5	Method Blank	85	94	118	115

Surrogate Legend

BFB = 4-Bromofluorobenzene (Surr)

DBFM = Dibromofluoromethane

DCA = 1,2-Dichloroethane-d4 (Surr)

TOL = Toluene-d8 (Surr)

QC Sample Results

Client: Tetra Tech GEO
 Project/Site: Pentair Deerfield - 117-7464008

Job ID: 500-210197-1

Method: 8260B - Volatile Organic Compounds (GC/MS)

Lab Sample ID: MB 500-636043/5
Matrix: Water
Analysis Batch: 636043

Client Sample ID: Method Blank
Prep Type: Total/NA

Analyte	MB	MB	RL	MDL	Unit	D	Prepared	Analyzed	Dil Fac
	Result	Qualifier							
Benzene	<0.15		0.50	0.15	ug/L			12/30/21 12:59	1
Ethylbenzene	<0.18		0.50	0.18	ug/L			12/30/21 12:59	1
Toluene	<0.15		0.50	0.15	ug/L			12/30/21 12:59	1
1,1,1-Trichloroethane	<0.38		1.0	0.38	ug/L			12/30/21 12:59	1
1,1,2-Trichloroethane	<0.35		1.0	0.35	ug/L			12/30/21 12:59	1
Trichloroethene	<0.16		0.50	0.16	ug/L			12/30/21 12:59	1
Vinyl chloride	<0.20		1.0	0.20	ug/L			12/30/21 12:59	1
Xylenes, Total	<0.22		1.0	0.22	ug/L			12/30/21 12:59	1

Surrogate	MB	MB	Limits	Prepared	Analyzed	Dil Fac
	%Recovery	Qualifier				
4-Bromofluorobenzene (Surr)	85		72 - 124		12/30/21 12:59	1
Dibromofluoromethane	94		75 - 120		12/30/21 12:59	1
1,2-Dichloroethane-d4 (Surr)	118		75 - 126		12/30/21 12:59	1
Toluene-d8 (Surr)	115		75 - 120		12/30/21 12:59	1

Lab Sample ID: LCS 500-636043/3
Matrix: Water
Analysis Batch: 636043

Client Sample ID: Lab Control Sample
Prep Type: Total/NA

Analyte	Spike Added	LCS	LCS	Unit	D	%Rec	%Rec. Limits
		Result	Qualifier				
Benzene	50.0	48.8		ug/L		98	70 - 120
Ethylbenzene	50.0	49.3		ug/L		99	70 - 123
m&p-Xylene	50.0	49.9		ug/L		100	70 - 125
o-Xylene	50.0	49.6		ug/L		99	70 - 120
Toluene	50.0	54.6		ug/L		109	70 - 125
1,1,1-Trichloroethane	50.0	54.8		ug/L		110	70 - 125
1,1,2-Trichloroethane	50.0	49.5		ug/L		99	71 - 130
Trichloroethene	50.0	49.3		ug/L		99	70 - 125
Vinyl chloride	50.0	48.5		ug/L		97	64 - 126
Xylenes, Total	100	99.5		ug/L		99	70 - 125

Surrogate	LCS	LCS	Limits
	%Recovery	Qualifier	
4-Bromofluorobenzene (Surr)	98		72 - 124
Dibromofluoromethane	97		75 - 120
1,2-Dichloroethane-d4 (Surr)	118		75 - 126
Toluene-d8 (Surr)	110		75 - 120

Lab Chronicle

Client: Tetra Tech GEO
Project/Site: Pentair Deerfield - 117-7464008

Job ID: 500-210197-1

Client Sample ID: Influent

Date Collected: 12/22/21 11:05

Date Received: 12/23/21 10:50

Lab Sample ID: 500-210197-1

Matrix: Water

Prep Type	Batch Type	Batch Method	Run	Dilution Factor	Batch Number	Prepared or Analyzed	Analyst	Lab
Total/NA	Analysis	8260B		1	636043	12/30/21 14:24	PMF	TAL CHI

Client Sample ID: Effluent

Date Collected: 12/22/21 11:25

Date Received: 12/23/21 10:50

Lab Sample ID: 500-210197-2

Matrix: Water

Prep Type	Batch Type	Batch Method	Run	Dilution Factor	Batch Number	Prepared or Analyzed	Analyst	Lab
Total/NA	Analysis	8260B		1	636043	12/30/21 14:49	PMF	TAL CHI

Laboratory References:

TAL CHI = Eurofins Chicago, 2417 Bond Street, University Park, IL 60484, TEL (708)534-5200

Accreditation/Certification Summary

Client: Tetra Tech GEO
Project/Site: Pentair Deerfield - 117-7464008

Job ID: 500-210197-1

Laboratory: Eurofins Chicago

The accreditations/certifications listed below are applicable to this report.

Authority	Program	Identification Number	Expiration Date
Wisconsin	State	999580010	08-31-22

1

2

3

4

5

6

7

8

9

10

11

12

13

14

15

ORIGIN ID:RRLA (262) 202-5955
IAN EVANS
EUROFINS TESTAMERICA
4125 N 124TH ST.
SUITE F (REAR)
BROOKFIELD, WI 53005
UNITED STATES US

SHIP DATE: 22DEC21
ACTWGT: 44.55 LB
CAD: 0269888/CAFE3508

BILL RECIPIENT

TO **SAMPLE RECEIPT**
EUROFINS
2417 BOND ST.


UNIVERSITY PARK IL 60484

(262) 202-6865

REF:

THU:

DEPT:



FedEx
Express




421102012110104

TRK# 5418 0593 7422
0201

THU - 23 DEC 11:30A
PRIORITY OVERNIGHT

79 JOTA

60484
IL-US **ORD**



500-210197 Wayb

Login Sample Receipt Checklist

Client: Tetra Tech GEO

Job Number: 500-210197-1

Login Number: 210197

List Number: 1

Creator: Buckley, Paula M

List Source: Eurofins Chicago

Question	Answer	Comment
Radioactivity wasn't checked or is </= background as measured by a survey meter.	True	
The cooler's custody seal, if present, is intact.	True	
Sample custody seals, if present, are intact.	True	
The cooler or samples do not appear to have been compromised or tampered with.	True	
Samples were received on ice.	True	
Cooler Temperature is acceptable.	True	
Cooler Temperature is recorded.	True	
COC is present.	True	4.0
COC is filled out in ink and legible.	True	
COC is filled out with all pertinent information.	True	
Is the Field Sampler's name present on COC?	True	
There are no discrepancies between the containers received and the COC.	True	
Samples are received within Holding Time (excluding tests with immediate HTs)	True	
Sample containers have legible labels.	True	
Containers are not broken or leaking.	True	
Sample collection date/times are provided.	True	
Appropriate sample containers are used.	True	
Sample bottles are completely filled.	True	
Sample Preservation Verified.	True	
There is sufficient vol. for all requested analyses, incl. any requested MS/MSDs	True	
Containers requiring zero headspace have no headspace or bubble is <6mm (1/4").	True	
Multiphasic samples are not present.	True	
Samples do not require splitting or compositing.	True	
Residual Chlorine Checked.	N/A	



Wastewater Discharge Monitoring Long Report

For DNR Use Only

Facility Name: STA-RITE INDUSTRIES DEERFIELD PLANT (FORMER)
 Contact Address: 175 N. Corporate Dr, Ste 100
 Brookfield, WI 53045
 Facility Contact: Mark Manthey, Associate Hydrogeologist
 Phone Number: 262-207-3458
 Reporting Period: 12/01/2021 - 12/31/2021
 Form Due Date: 01/21/2022
 Permit Number: 0046566

Date Received:	
DOC:	481870
FIN:	38253
FID:	113123670
Region:	South Central Region
Permit Drafter:	Drafter not set
Reviewer:	Maya R Welch
Office:	Milwaukee

	Sample Point	001
	Description	Surface Water Discharge
	Parameter	211
	Description	Flow Rate
	Units	gpd
	Sample Type	ESTIMATED
	Frequency	DAILY
Sample Results	Day 1	22521
	2	22521
	3	22490
	4	22490
	5	22490
	6	22490
	7	22490
	8	22431
	9	22431
	10	22431
	11	22431
	12	22431
	13	22431
	14	22431
	15	22431
	16	22431
	17	22431
	18	22431
	19	22431
	20	22431
	21	22431
	22	22400
	23	22581
	24	22581
	25	22581
	26	22581
	27	22581
	28	22581
	29	22430
	30	22430
	31	

	Sample Point	001
	Description	Surface Water Discharge
	Parameter	211
	Description	Flow Rate
	Units	gpd
Summary Values	Monthly Avg	22475.7333333333
	Daily Max	22581
	Daily Min	22400
QA/QC Information	LOD	
	LOQ	
	QC Exceedance	N
	Lab Certification	

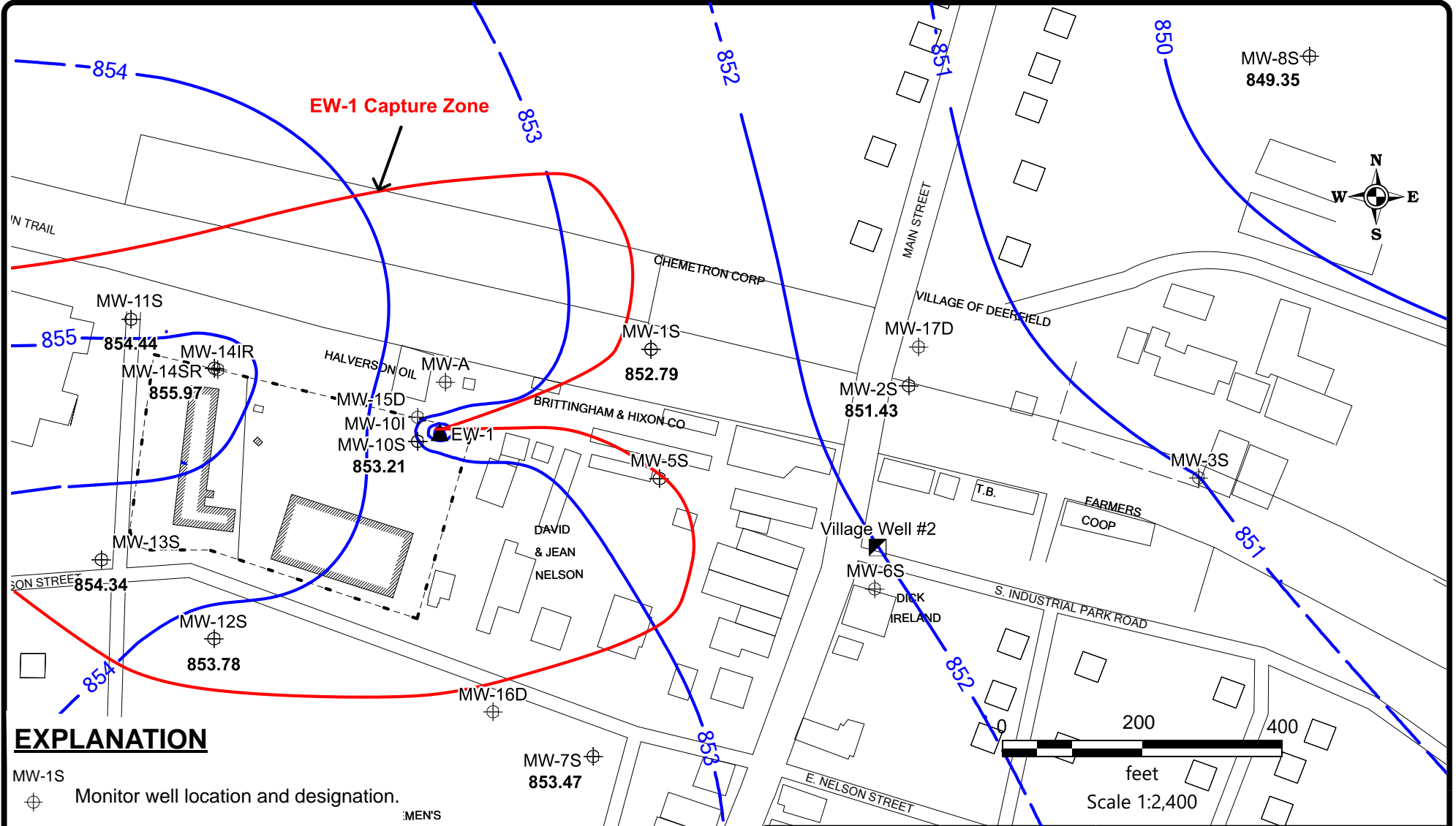
Footnotes (DNR Use Only; Instructions for completing this form that are unique for your facility may be displayed here.)

General Remarks

The daily flow rates were calculated from water meter readings collected on 11/30/2021, 12/2/2021, 12/7/2021, 12/21/2021, 12/22/2021, 12/28/2021, and 1/4/2022.

Laboratory Quality Control Comments

FIGURES



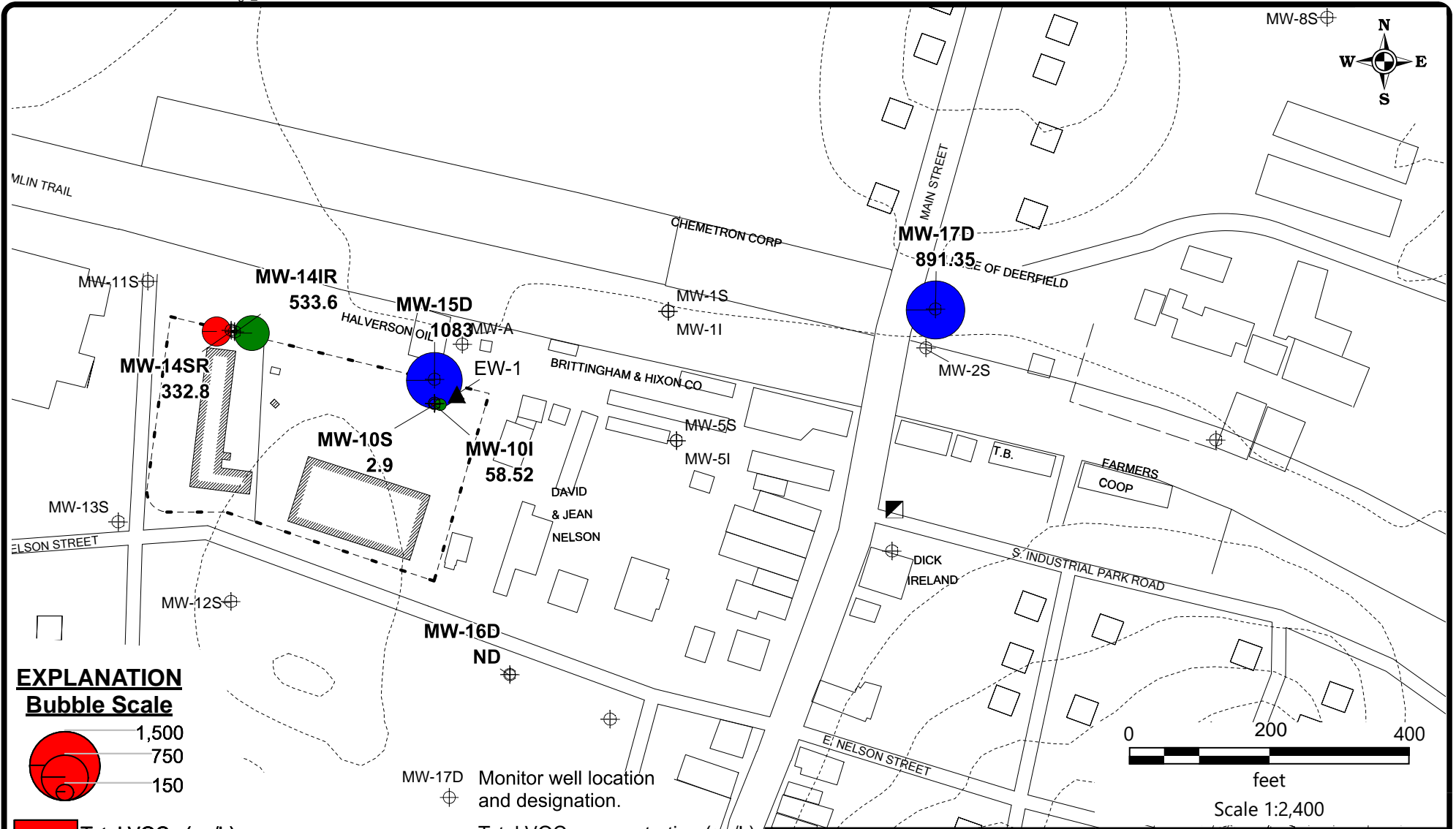
EXPLANATION

- MW-1S Monitor well location and designation.
- EW-1 Former Sta-Rite Facility extraction well location and designation.
- Village of Deerfield water supply well location.
- 855.97 Groundwater elevation measured in shallow ("S" designation) monitor wells May 12-14, 2021.
- Groundwater elevation contour, dashed where inferred (feet MSL).
- Contour Interval: 1 foot
Datum: Mean Sea Level (MSL)

TITLE: **FORMER STA-RITE FACILITY
MAY 2021 GROUNDWATER CONTOUR MAP**

LOCATION: **38 W. NELSON STREET, DEERFIELD, WISCONSIN**

	CHECKED	M.A.M.	FIGURE: 1
	DRAFTED	M.A.M.	
	FILE	Fig1_GW_Elev21.wor	
	DATE	2/18/2022	



TITLE: TOTAL VOCs BUBBLE PLOTS FORMER STA-RITE FACILITY

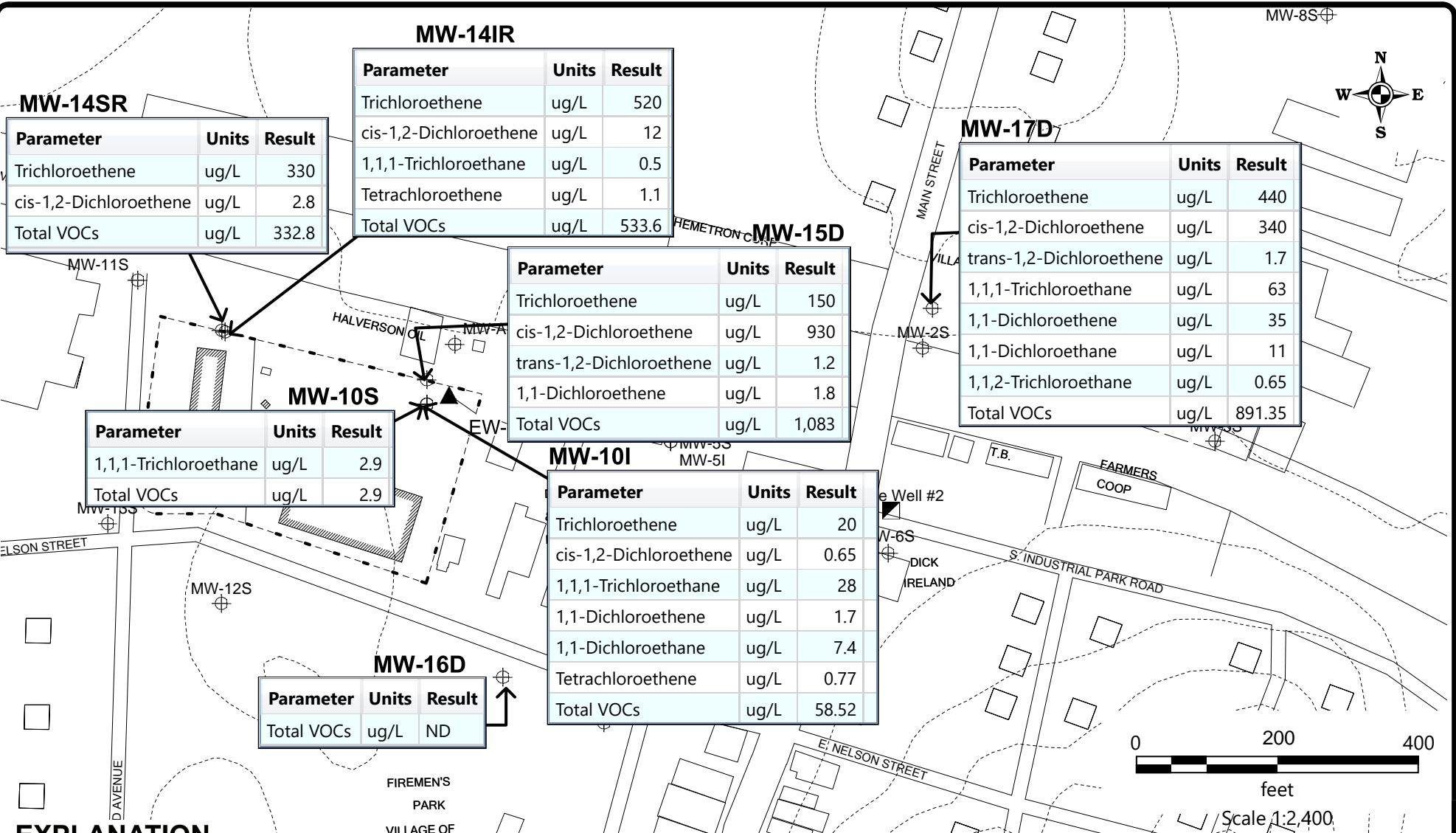
LOCATION: 38 W. NELSON STREET, DEERFIELD, WISCONSIN



CHECKED	M.A.M.
DRAFTED	M.A.M.
FILE	Fig2_GWChem2021.wor
DATE	2/18/2022

FIGURE:
2

Note:
Analytical data from December 2021 sampling round.



EXPLANATION

- MW-10S Monitor well location and designation. ND No VOCs detected in sample.
- EW-1 Former Sta-Rite facility extraction well location and designation. Topographic contour line. Contour Interval: 10 feet
- Village of Deerfield water supply well location. Note: Analytical data from December 2021 sampling round.

TITLE:		FORMER STA-RITE FACILITY 2021 CONTAMINANT DISTRIBUTION MAP	
LOCATION:		38 W. NELSON STREET, DEERFIELD, WISCONSIN	
	CHECKED	M.A.M.	FIGURE: 3
	DRAFTED	M.A.M.	
	FILE	Fig3_TVOCs2021.wor	
	DATE	2/18/2022	

GRAPHS

**Chart 1. Former Sta-Rite Facility Deerfield, Wisconsin
Groundwater Extraction and Treatment System
Cumulative Dissolved-Phase Contaminants Removed**

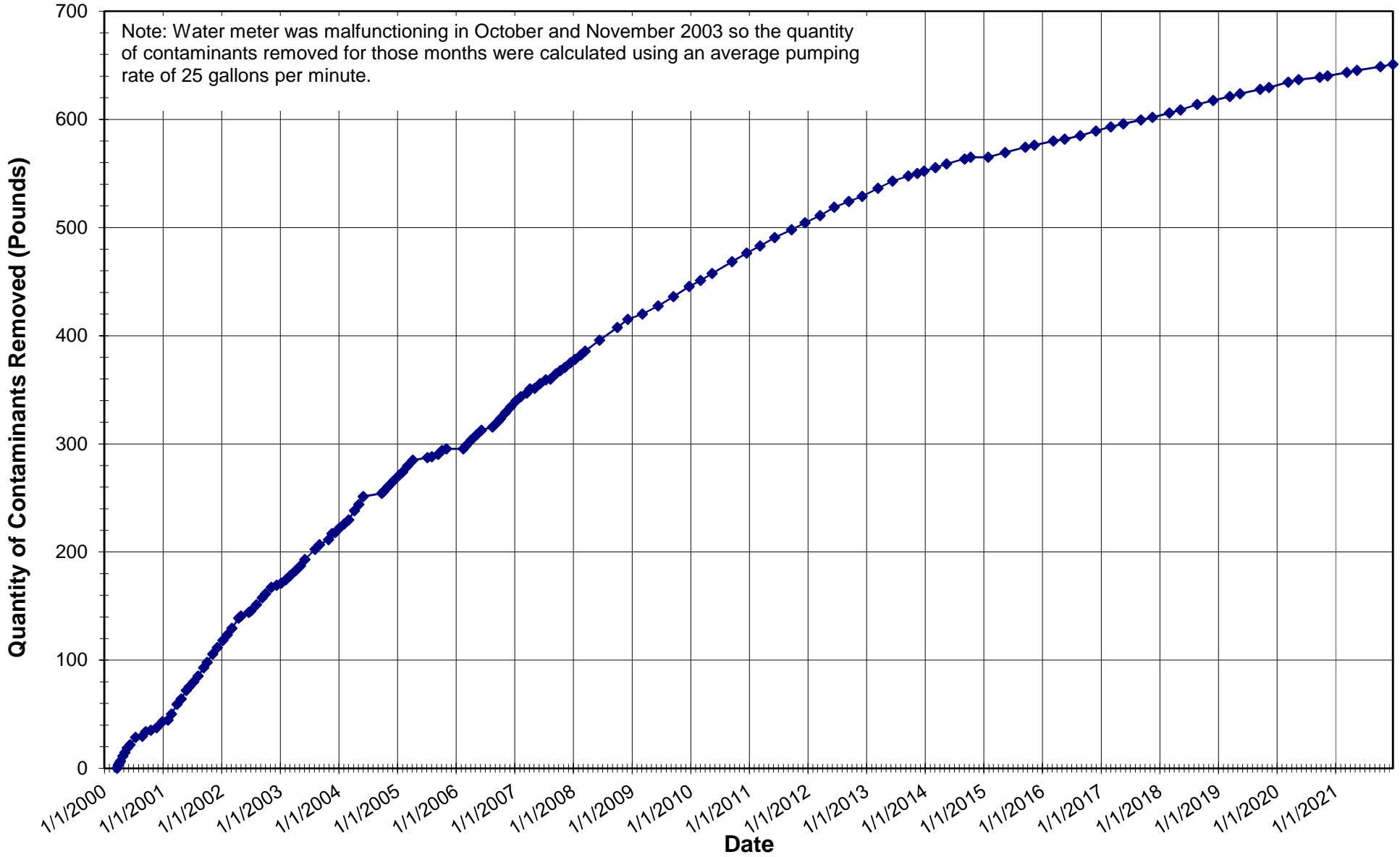
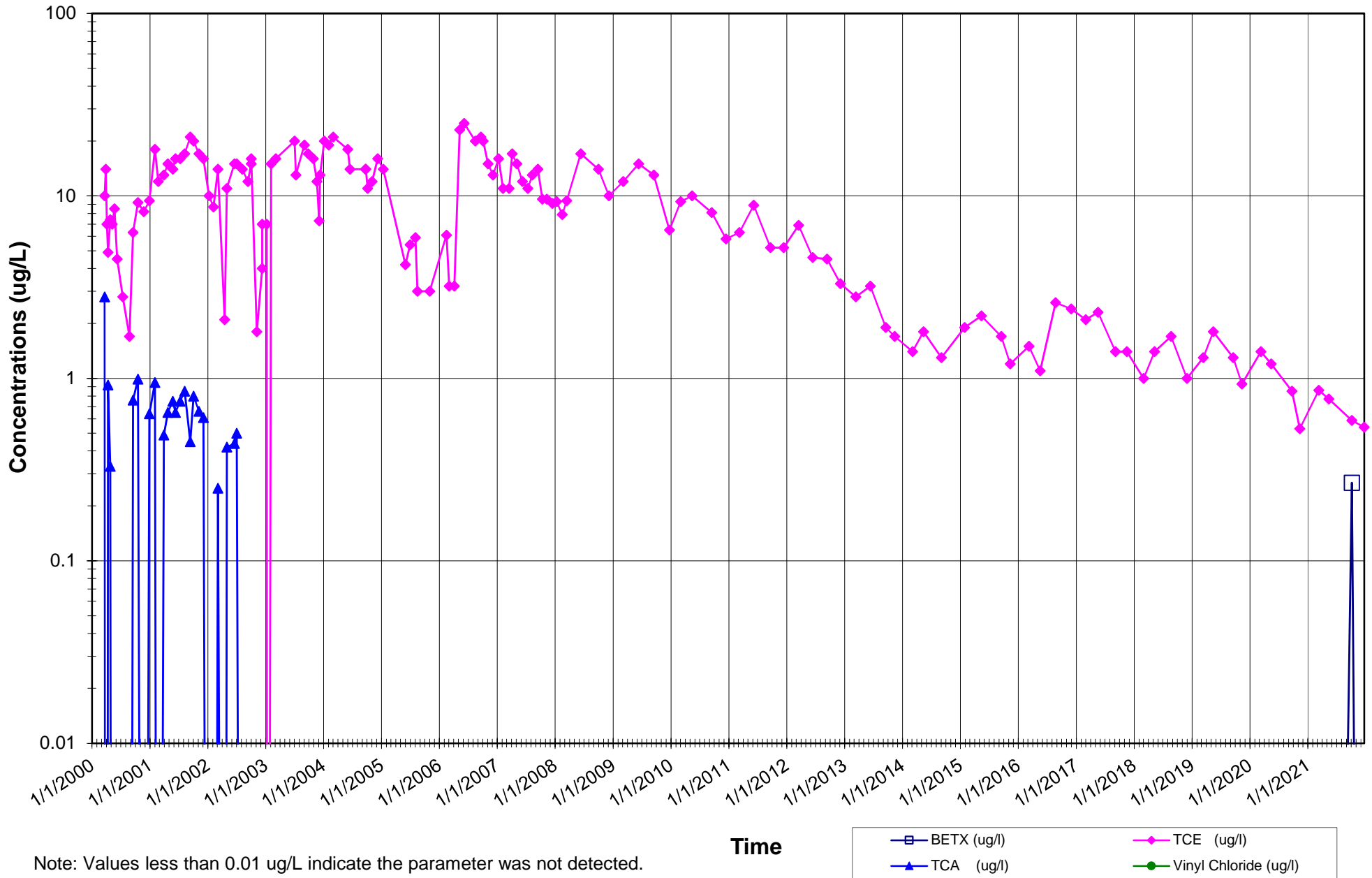


Chart 2. Former Sta-Rite Facility Deerfield, Wisconsin Groundwater Extraction and Treatment System Treated Groundwater Effluent Concentrations



Note: Values less than 0.01 ug/L indicate the parameter was not detected.

**Chart 3. Former Sta-Rite Facility Deerfield, Wisconsin
Groundwater Extraction and Treatment System Influent Concentrations**

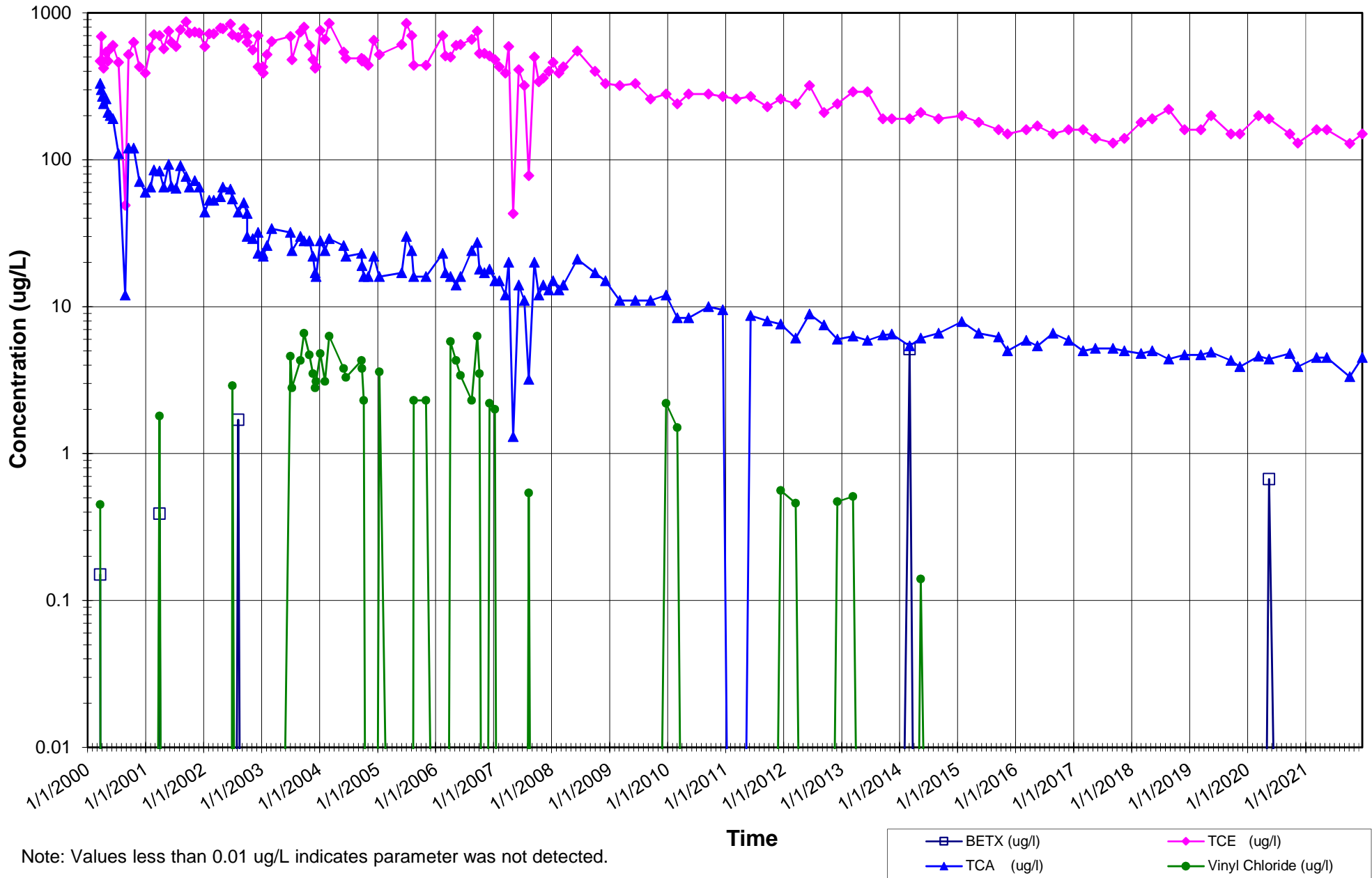


Chart 4. Monitor Well MW-17D Groundwater Chemistry Time Series Chart

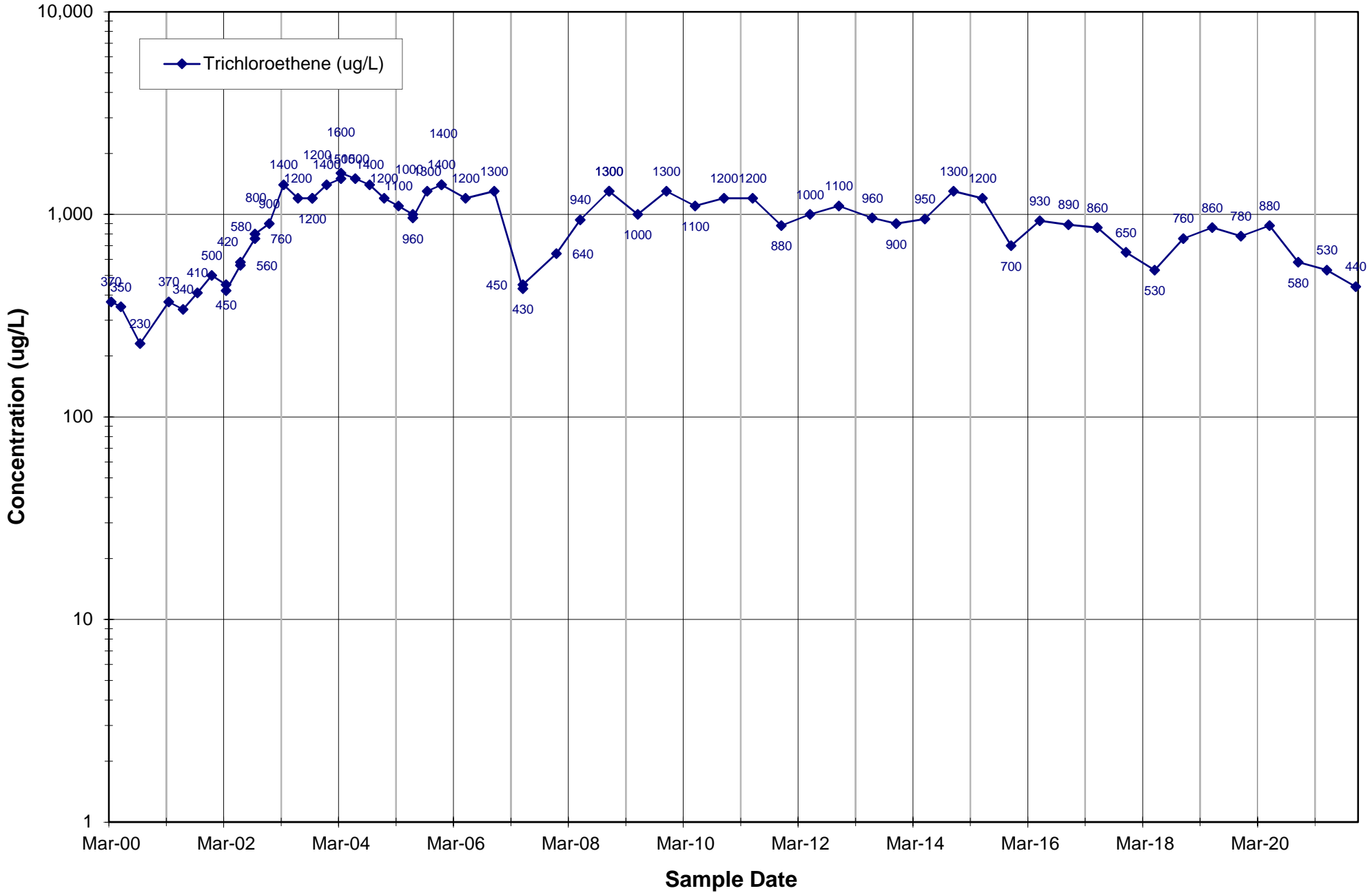
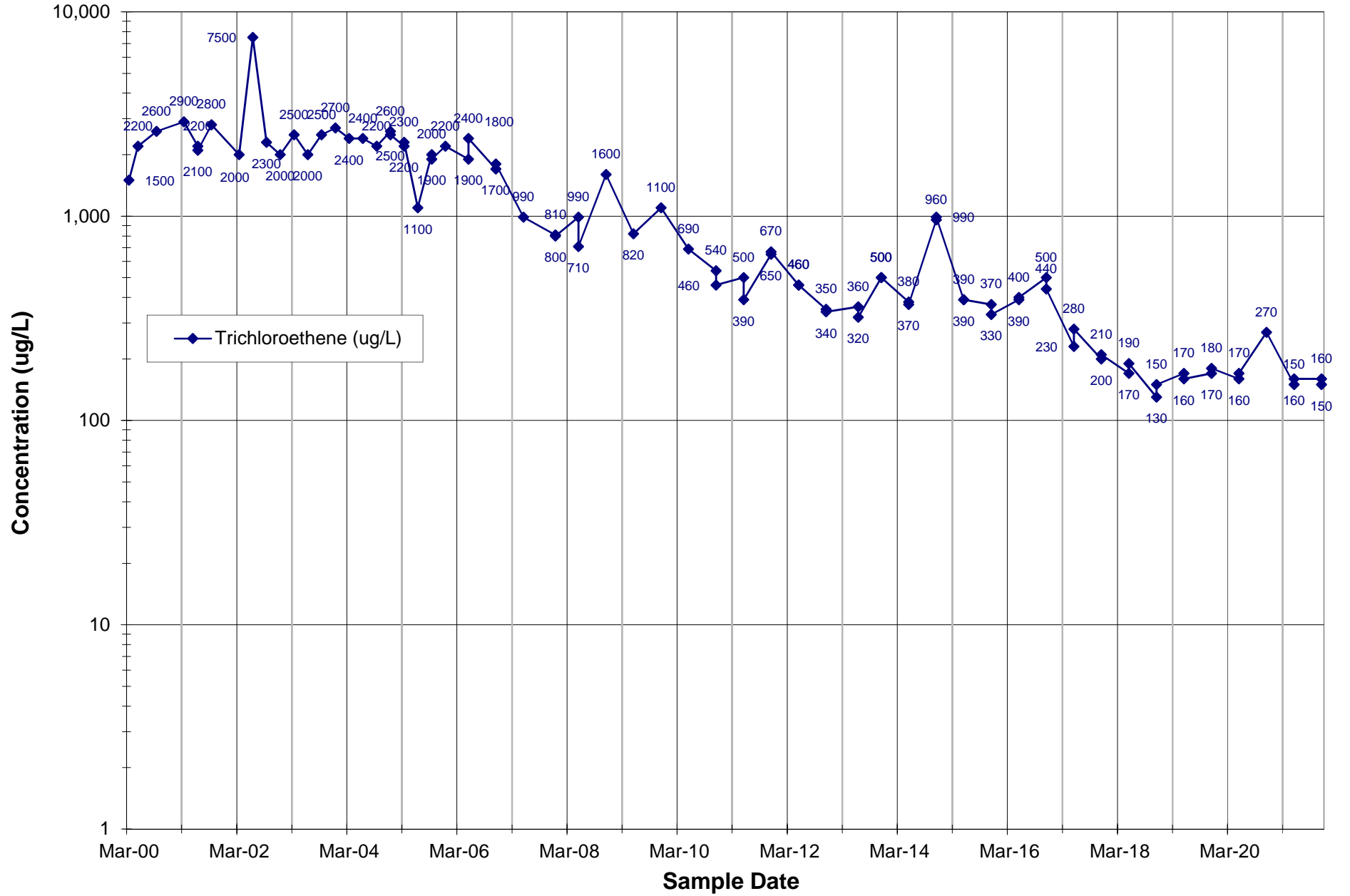
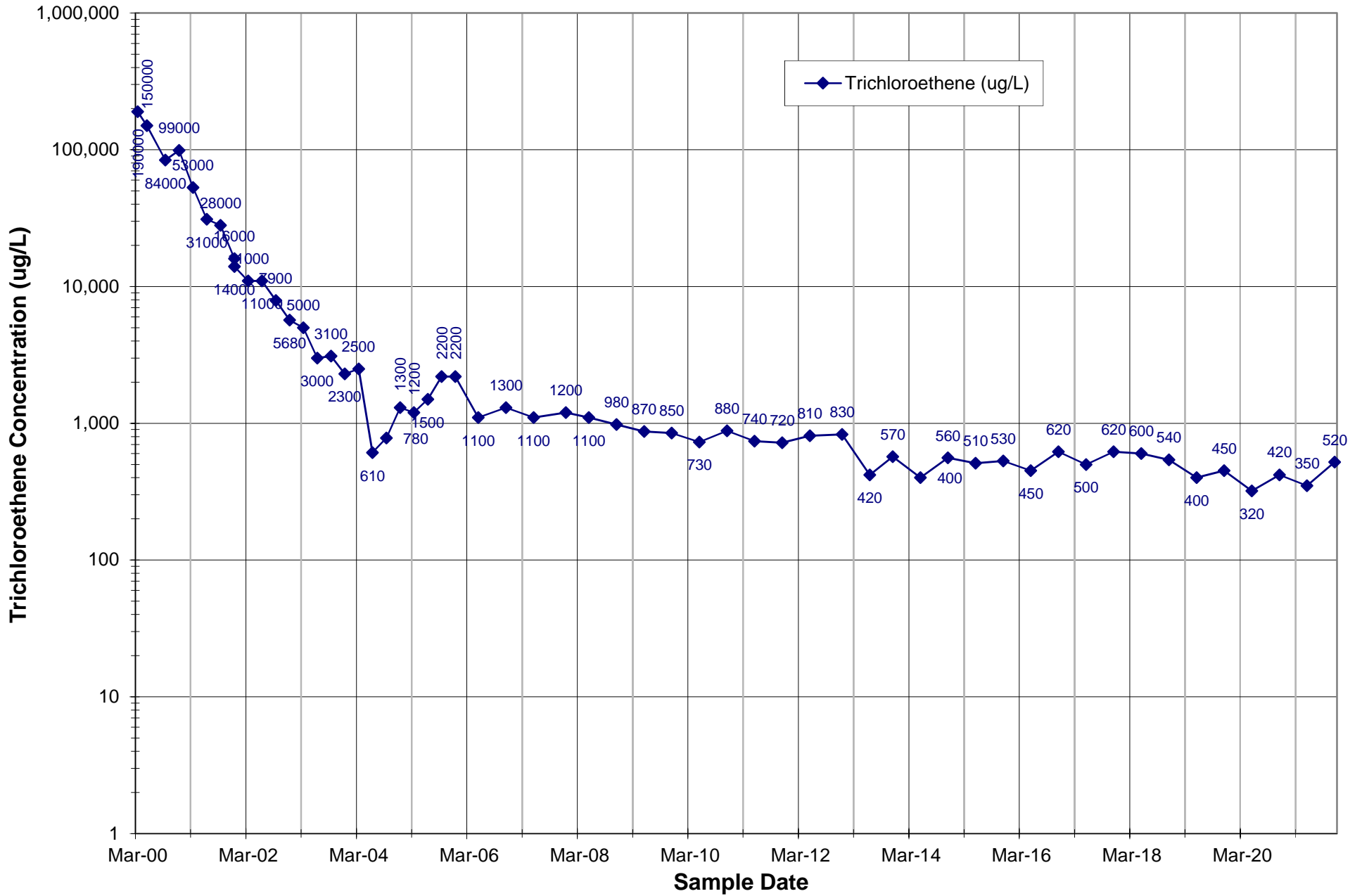


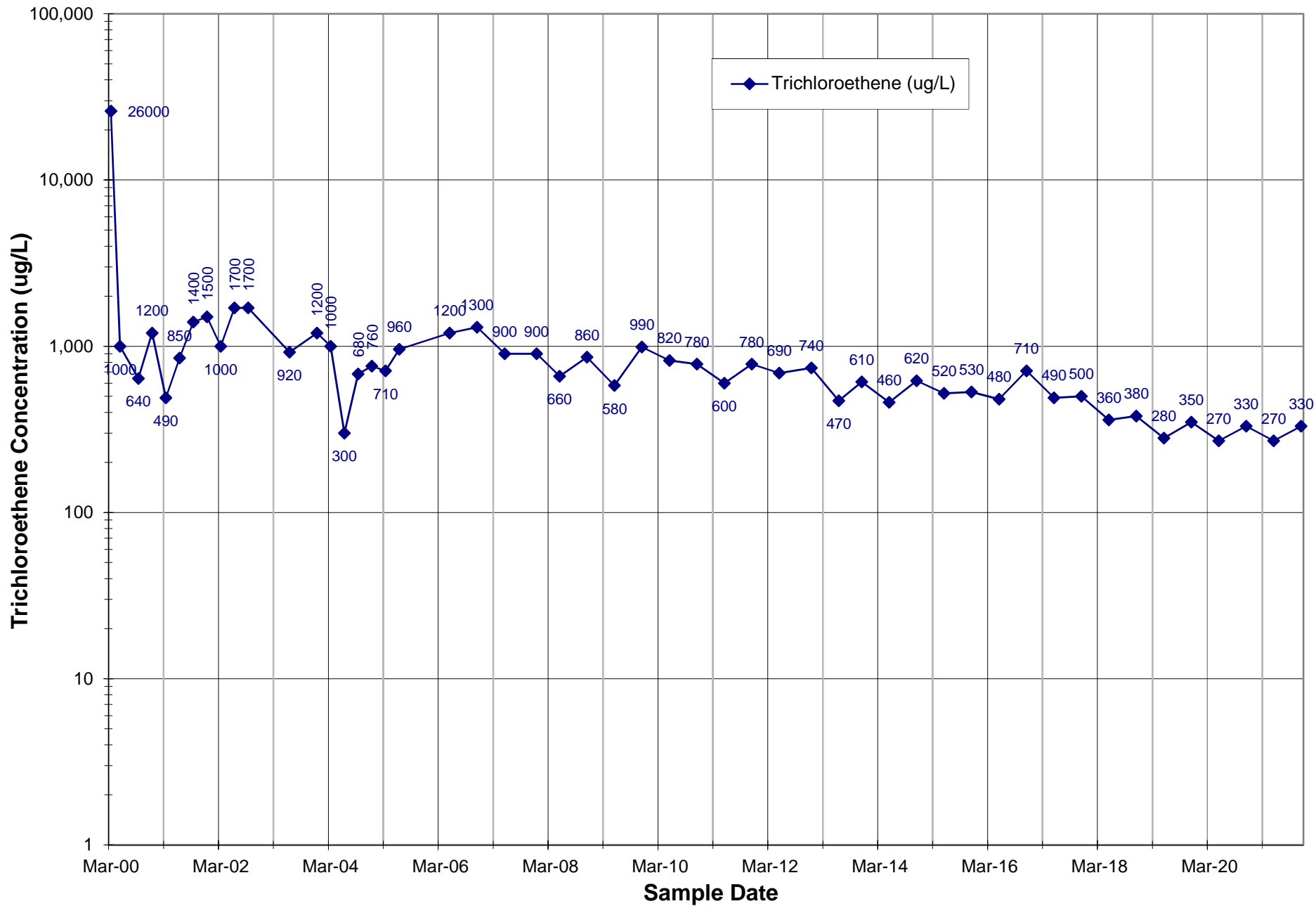
Chart 5. Monitor Well MW-15D Groundwater Chemistry Time Series Chart



**Chart 6. Former Sta-Rite Facility
Deerfield, Wisconsin
MW-14IR Groundwater Chemistry Chart**



**Chart 7. Former Sta-Rite Facility
Deerfield, Wisconsin
MW-14SR Groundwater Chemistry Time Series Chart**



TABLES

Table 1. WPDES Effluent and Influent Discharge Monitoring Summary Sheet, Former Sta-Rite Facility, Deerfield, Wisconsin

Date	Time	Elapsed Time (min)	Meter Reading (gal)	Flow (gpm)	Effluent Results - WPDES parameters						Influent Results				Effluent Field Parameters			Influent Field Parameters		
					Flow (gal/day)	Flow (gal/month)	BETX (ug/l)	TCE (ug/l)	TCA (ug/l)	Vinyl Chloride (ug/l)	BETX (ug/l)	TCE (ug/l)	TCA (ug/l)	Vinyl Chloride (ug/l)	Temp (deg C)	electrical conduct. (µS/cm)	pH	Temp (deg C)	electrical conduct. (µS/cm)	pH
3/20/2000	12:20	0	510	35.0	50,400	1,528,800	<0.25	10.0	2.8	<0.25	0.15	470	330	0.45	10.2	1051	7.8	10.2	1049	7.0
3/27/2000	14:40	10,220	344,820	33.7	48,513	1,492,010	<0.25	14.0	<0.25	<0.25	<10	690	300	<10	11.2	1065	7.2	11.6	1057	8.0
4/3/2000	13:18	9,998	670,800	32.6	46,951	1,412,580	<0.25	7.0	<0.25	<0.25	<10	470	270	<10	Not Measured			Not Measured		
4/10/2000	12:10	10,012	995,260	32.4	46,666	1,405,993	<0.25	4.9	0.9	<0.25	<2.5	420	240	<2.5	11.6	1077	7.6	12.0	1102	6.9
4/25/2000	15:45	21,815	1,691,480	31.9	45,957	1,408,637	<0.25	7.4	0.3	<0.25	<5.0	540	260	<5.0	13.7	1094	7.6	15.3	1302	6.7
5/8/2000	11:40	18,475	2,276,850	31.7	45,626	1,368,142	<0.25	7.0	<0.25	<0.25	<5.0	470	210	<5	14.8	1089	7.8	14.5	1104	7.0
5/22/2000	16:45	20,465	2,922,430	31.5	45,426	1,498,597	<0.25	8.5	<0.25	<0.25	<5.0	570	200	<5.0	13.7	1041	7.9	14.1	999	7.1
6/8/2000	11:30	14,475	3,382,990	31.8	45,817	1,393,612	<0.50	4.5	<0.50	<0.50	<6.2	600	190	<6.2	15.5	1044	7.8	17.5	798	6.9
7/13/2000	11:50	50,420	4,822,140	28.5	41,102	1,439,150	<0.70	2.8	<0.50	<0.25	<7.0	460	110	<2.5	15.7	1038	7.9	15.7	1009	6.9
8/24/2000	15:51	60,721	6,597,870	29.2	42,111	1,775,730	<0.70	1.7	<0.50	<0.25	<0.70	49	12	<0.25	17.8	1183	7.6	20.4	1194	6.8
9/15/2000	15:55	31,684	7,411,920	25.7	36,998	814,050	<0.70	6.3	0.76	<0.25	<7.0	520	120	<2.5	14.7	1181	7.9	15.4	1198	7.4
10/16/2000	11:44	44,389	7,634,443	5.0	7,219	222,523	<0.70	9.2	0.99	<0.25	<14.0	630	120	<5.0	16.2	1194	7.6	17.8	1116	7.3
10/17/2000	13:50	1,566	7,678,405	28.1	40,425	266,485	Not Analyzed				Not Analyzed			Not Measured			Not Measured			
10/17/2000	23:26	576	7,694,519	28.0	40,285	282,599	Not Analyzed				Not Analyzed			Not Measured			Not Measured			
11/7/2000	10:00	29,434	7,694,519	0.0	0	0	Not Analyzed				Not Analyzed			Not Measured			Not Measured			
11/7/2000	10:15	15	7,694,950	28.7	41,376	431	Not Analyzed				Not Analyzed			Not Measured			Not Measured			
11/9/2000	12:26	3,011	7,695,420	0.2	225	901	Not Analyzed				Not Analyzed			Not Measured			Not Measured			
11/9/2000	12:43	17	7,695,899	28.2	40,574	1,380	Not Analyzed				Not Analyzed			Not Measured			Not Measured			
11/22/2000	13:50	18,787	8,182,843	25.9	37,324	488,324	<0.70	8.2	<0.50	<0.25	<34.0	430	71	<12	Not Measured			Not Measured		
12/28/2000	11:20	51,690	9,645,440	28.3	40,746	1,950,490	<0.70	9.4	0.64	<0.25	<7.0	390	60	<2.5	10.6	1023	7.7	9.5	1022	7.4
1/31/2001	12:50	49,050	9,922,200	5.6	8,125	276,760	Not Analyzed				Not Analyzed			Not Measured			Not Measured			
1/31/2001	14:42	112	9,925,270	27.4	39,471	279,830	<0.70	18	0.95	<0.25	<7.0	580	65	<2.5	12.9	1233	8.1	12.9	1247	7.9
2/22/2001	11:32	31,490	10,775,500	27.0	38,880	850,230	<1.4	12	<1.0	<0.50	<17.4	710	85	<6.2	3.4	969	8.4	4.2	1468	7.2
3/7/2001	7:15	18,463	11,288,860	27.8	40,039	513,360	Not Analyzed				Not Analyzed			Not Measured			Not Measured			
3/29/2001	10:30	31,875	12,129,640	26.4	37,983	1,354,140	<0.70	13	0.49	<0.25	0.39	700	83.58	1.8	11.5	1106	7.5	12.7	1113	6.7
4/24/2001	13:05	37,595	13,089,270	25.5	36,757	959,630	NA	15	0.65	<0.25	NA	570	65	<2.5	15.9	1122	7.5	15.1	1740	7.0
5/25/2001	13:00	44,635	14,189,820	24.7	35,506	1,100,550	<0.70	14	0.75	<0.25	<14.0	750	93	<5.0	15.9	1207	8.3	13.9	1249	7.4
6/11/2001	15:20	24,620	14,776,610	23.8	34,321	586,790	<0.70	16	0.65	<0.25	<7.0	630	66	<2.5	21.8	1174	8.1	19.8	1208	6.9
7/10/2001	15:20	41,760	15,623,990	20.3	29,220	847,380	NA	16	0.75	<0.25	NA	590	64	<2.5	NM	NM	NM	NM	NM	NM
8/7/2001	13:25	40,205	16,367,370	18.5	26,625	743,380	<2.18	17	0.85	<0.46	<21.8	770	91	<4.6	NM	1015	7.9	NM	936	7.1
9/11/2001	12:20	50,335	17,338,600	19.3	27,785	971,230	<0.7	21	0.45	<0.25	<7.0	870	77	<2.5	13.2	940	8.1	12.9	924	6.9
10/2/2001	14:41	30,381	18,085,720	24.6	35,412	747,120	<0.7	20	0.80	<0.25	<7.0	730	65	<2.5	17.6	1181	NM	16.3	1240	NM
11/6/2001	12:40	50,279	19,215,590	22.5	32,360	1,129,870	<0.7	17	0.66	<0.25	<7.0	740	72	<2.5	13.1	1130	7.94	12.1	545	7.02
12/4/2001	13:10	40,350	20,128,230	22.6	32,570	912,640	<0.7	16	0.61	<0.25	<7.0	730	65	<2.5	12.6	894	7.8	12.2	916	7.0
1/8/2002	12:30	50,360	21,388,270	25.0	36,030	1,260,040	<0.7	10	<0.50	<0.25	<7.0	590	44	<2.5	11.1	855	8.0	11.9	880	7.0
2/5/2002	13:10	40,360	22,193,840	20.0	28,742	805,570	<0.7	8.7	<0.50	<0.25	<7.0	720	53	<2.5	11.1	820	8.0	11.7	869	7.1
3/5/2002	13:55	40,365	23,111,090	22.7	32,722	917,250	<0.7	14	0.25	<0.25	<7.0	720	53	<2.5	11.2	889	7.8	11.4	549	7.0
4/16/2002	7:20	60,085	24,432,700	22.0	31,674	1,321,610	<0.7	2.1	<0.25	<0.25	<34	790	56	<12	14.2	586	NM	14.2	590	NM

Table 1. WPDES Effluent and Influent Discharge Monitoring Summary Sheet, Former Sta-Rite Facility, Deerfield, Wisconsin

Date	Time	Elapsed Time (min)	Meter Reading (gal)	Flow (gpm)	Effluent Results - WPDES parameters						Influent Results				Effluent Field Parameters			Influent Field Parameters			
					Flow (gal/day)	Flow (gal/month)	BETX (ug/l)	TCE (ug/l)	TCA (ug/l)	Vinyl Chloride (ug/l)	BETX (ug/l)	TCE (ug/l)	TCA (ug/l)	Vinyl Chloride (ug/l)	Temp (deg C)	electrical conduct. (µS/cm)	pH	Temp (deg C)	electrical conduct. (µS/cm)	pH	
5/1/2002	8:55	21,695	24,718,930	13.2	18,998	286,230	<2.18	11	0.42	<0.46	<21.8	780	65	<4.6	12.2	917	8.1	11.7	915	7.1	
6/18/2002	14:33	69,458	25,163,210	6.4	9,211	444,280	<0.7	15	0.44	<0.25	<14	840	63	<5.0	13.6	907	8.1	13.2	813	7.1	
7/1/2002	13:58	18,685	25,380,920	11.7	16,778	217,710	<0.7	15	0.50	<0.25	<7.0	710	54	2.9	NM	NM	NM	NM	NM	NM	
8/6/2002	14:05	51,847	26,340,380	18.5	26,648	959,460	<0.7	14	<0.25	<0.25	1.7	680	44	<2.5	15.7	1078	7.4	14.5	982	6.5	
9/10/2002	11:10	50,225	27,248,940	18.1	26,049	908,560	<0.7	12	<0.25	<0.25	<14	780	51	<5.0	13.7	605	8.1	12.9	991	7.1	
10/1/2002	11:21	30,251	27,853,510	20.0	28,779	604,570	<0.7	15	<0.25	<0.25	<7.0	700	43	<2.5	13.4	907	8.2	13.8	927	7.1	
11/5/2002	12:55	50,494	29,062,610	23.9	34,481	1,209,100	<0.7	1.8	<0.25	<0.25	<11.2	560	29	<4.0	11.4	853	7.2	11.5	742	6.6	
12/9/2002	15:55	49,140	29,363,610	6.1	8,821	301,000	<0.7	4.0	<0.25	<0.25	<7.0	700	32	<2.5	11.3	680	NM	11.5	873	NM	
1/7/2003	14:30	41,675	*Meter not working		0		<1.2	16	<0.50	<0.50	<7.0	630	30	<2.5	11.6	889	8.0	11.6	770	7.3	
1/10/2003	12:10	45,855	29,718,380	7.7	11,141	354,770															
2/4/2003	13:30	36,080	30,604,840	24.6	35,380	886,460	<1.2	7.0	<0.75	<0.50	<12.0	430	23	<5.0	10.9	704	8.1	11.2	808	7.1	
3/5/2003	15:08	41,858	31,668,180	25.4	36,581	1,063,340	<1.2	7.0	<0.75	<0.50	<12.0	430	23	<5.0	10.9	704	8.1	11.2	808	7.1	
4/8/2003	13:03	48,835	32,944,070	26.1	37,622	1,275,890	<1.5	<0.25	<0.50	<0.50	<12.0	390	22	<4.0	NM	NM	8.0	NM	NM	6.8	
5/6/2003	13:20	40,337	33,904,290	23.8	34,279	960,220	<1.5	15	<0.75	<0.50	<15.0	520	26	<5.0	NM	NM	7.2	NM	NM	6.9	
6/3/2003	12:15	40,255	34,921,170	25.3	36,376	1,016,880	<1.5	16	<0.50	<0.50	<24.0	640	34	<8.0	NM	NM	7.7	NM	NM	6.8	
7/1/2003	15:30	40,515	35,543,965	15.4	22,136	622,795															
7/10/2003	16:13	13,003	35,549,040	0.4	562	5,075															
7/15/2003	16:16	7,203	35,712,940	22.8	32,766	168,975															
8/5/2003	13:30	30,074	36,478,010	25.4	36,633	765,070	<1.5	20	<0.50	<0.25	<15.0	690	32	4.6	13.4	1152	8.3	12.7	1140	7.3	
9/2/2003	14:20	40,370	37,507,200	25.5	36,711	1,029,190	<1.5	13	<0.50	<0.25	<15.0	480	24	2.8	13.3	1023	8.5	12.6	1120	7.4	
9/25/2003	12:50	33,030	38,242,480	22.3	32,056	735,280															
10/8/2003	13:05	18,735	38,779,480	28.7	41,275	537,000															
10/28/2003	13:05	28,800	38,781,500	0*	#VALUE!	539,020	<1.4	19	<0.50	<0.20	<14.0	740	30	4.3	NM	NM	7.3	NM	NM	7.0	
11/19/2003	12:15	31,630	38,782,240	0*	#VALUE!	740	<1.4	17	<0.50	<0.20	<14.0	800	28	6.6	12.3	659	7.5	12.4	898	6.6	
12/3/2003	14:05	20,270	38,782,550	0*	#VALUE!	310	*Water meter malfunctioning.														
12/9/2003	9:03	8,338	38,998,420	25.9	37,281	216,180	<1.4	16	<0.50	<0.20	<14.0	600	28	4.7	11.3	691	6.9	11.5	542	6.5	
1/5/2004	12:59	39,116	40,025,690	26.3	37,817	1,027,270	<1.4	12	<0.50	<0.20	<22.4	480	22	3.5	10.5	1030	8.2	11.3	756	7.3	
2/3/2004	12:35	41,736	41,036,070	24.2	34,861	1,010,380	<1.4	7.3	<0.50	<0.20	<14.0	420	17	2.8	10.8	1129	8.3	11.3	1113	7.2	
3/1/2004	13:50	38,955	42,007,170	24.9	35,897	971,100	<1.4	13	<0.50	<0.20	<14.0	430	16	3.1	11.6	667	8.3	11.6	995	7.1	
4/6/2004	12:20	51,750	43,293,700	24.9	35,799	1,286,530	<1.4	20	<0.50	<0.20	<14.0	760	28	4.8	12.4	566	8.1	12.3	1173	7.1	
5/4/2004	13:50	40,410	44,287,040	24.6	35,397	993,340	<1.4	19	<0.50	<0.20	<14.0	660	24	3.1	12.7	758	8.3	12.4	1237	7.2	
6/1/2004	13:15	40,285	45,270,720	24.4	35,162	983,680	<1.4	21	<0.50	<0.20	<16.0	850	29	6.3	12.4	1150	8.1	11.9	1242	6.9	
6/15/2004	13:05	20,150	45,797,474	26.1	37,644	526,754	* Shut system off at 13:05. Water backing up into air stripper due to obstruction in underground PVC discharge line. Replaced 10-foot section of discharge line on September 21, 2004. Obstruction in discharge line was build-up of calcium carbonate scale in low spot of discharge line. Re-start system at 11:20.*														
9/21/2004	11:20	141,015	45,797,474	0.0	0	0															
9/24/2004	12:25	4,385	45,912,590	26.3	37,803	641,870	<1.4	18	<0.50	<0.20	<14.0	540	26	3.8	12.9	1209	8.3	12.9	644	7.2	
10/5/2004	13:59	15,934	46,324,740	25.9	37,247	412,150	<1.4	14	<0.50	<0.20	<14.0	490	22	3.3	12.1	572	8.3	12.9	1098	7.3	
11/2/2004	14:10	40,331	47,368,090	25.9	37,252	1,043,350	<1.4	14	<0.50	<0.20	<14.0	490	23	4.3	11.6	1154	8.3	11.7	1142	7.1	
12/7/2004	13:53	50,383	48,656,500	25.6	36,824	1,288,410	<1.4	14	<0.50	<0.20	<14.0	470	19	3.8	11.5	734	8.1	11.7	681	7.0	

Table 1. WPDES Effluent and Influent Discharge Monitoring Summary Sheet, Former Sta-Rite Facility, Deerfield, Wisconsin

Date	Time	Elapsed Time (min)	Meter Reading (gal)	Flow (gpm)	Effluent Results - WPDES parameters						Influent Results				Effluent Field Parameters			Influent Field Parameters		
					Flow (gal/day)	Flow (gal/month)	BETX (ug/l)	TCE (ug/l)	TCA (ug/l)	Vinyl Chloride (ug/l)	BETX (ug/l)	TCE (ug/l)	TCA (ug/l)	Vinyl Chloride (ug/l)	Temp (deg C)	electrical conduct. (µS/cm)	pH	Temp (deg C)	electrical conduct. (µS/cm)	pH
1/11/2005	12:40	50,327	49,935,030	25.4	36,582	1,278,530	<1.4	11	<0.50	<0.20	<14.0	480	16	2.3	11.1	538	NM	11.4	750	NM
2/1/2005	13:50	30,310	50,702,680	25.3	36,470	767,650	<1.4	12	<0.50	<0.20	<14.0	440	16	<2.0	11.2	541	8.2	11.1	1101	7.2
3/3/2005	13:37	43,187	51,677,870	22.6	32,516	975,190	<1.4	16	<0.50	<0.20	<14.0	650	22	<2.0	10.9	730	8.1	11.3	1226	7.1
4/5/2005	14:26	47,569	52,856,700	24.8	35,685	1,178,830	<1.4	14	<0.50	<0.20	<14.0	520	16	3.6	13.1	830	8.3	12.9	758	7.0
4/13/2005	12:00	11,374	53,140,800	25.0	35,968	284,100	*System shut down; high water level in air stripper sump. De-scale air stripper trays. Pump switch in control panel does not													
5/31/2005	12:00	69,120	53,140,800	0.0	0	0	operate in the "Auto" position. Ordered new switch for control panel and had switch installed by Pentair Water electrician.													
6/30/2005	12:00	43,200	53,140,800	0.0	0	0	Float switch in air stripper sump also had to be replaced.													
6/30/2005	16:00	240	53,140,800	0.0	0	0	*Re-start system after installing new pump switch in control panel.													
7/5/2005	12:56	7,016	53,323,510	26.0	37,500	182,710	<1.4	4.2	<0.50	<0.20	<14.0	610	17	<2.0	13.4	592	8.3	13.3	1228	7.1
7/8/2005	12:00	4,264			0	0	*System off when personnel arrived to collect monthly effluent sample on August 2. Replaced fuse in control panel and re-started system. Based on average flow rate of 25 gpm, system likely shut down on July 8.													
8/2/2005	13:40	40,364	53,423,670	2.5	3,573	100,160	<1.4	5.4	<0.50	<0.20	<14.0	850	30	<2.0	NM	812	8.4	NM	851	7.2
8/15/2005	1:00	17,960	53,796,070	20.7	29,858	472,560	*System shut down; alarm condition 2 exists (high water level in air stripper sump). Air stripper trays de-scaled on September 9 prior to collecting monthly samples. August 15 meter reading is an estimated value.													
9/9/2005	13:42	36,762	53,796,080	0.0	0	10														
9/9/2005	13:55	13	53,796,460	29.2	42,092	380	<1.4	5.9	<0.50	<0.20	<22.4	700	24	<3.2	15.0	1221	8.4	13.6	732	7.1
10/4/2005	13:58	36,003	54,724,630	25.8	37,124	928,170	<1.4	3.0	<0.50	<0.20	<14.0	440	16	2.3	13.7	1158	8.1	13.0	1148	7.0
11/1/2005	13:26	40,288	55,142,120	10.4	14,922	417,490	*System shut down sometime prior to November 1. Blower pressure gauge not working, float switch malfunction.													
2/14/2006	12:30	151,144	55,142,120	0.0	0	0	* Replaced float valve on 2/10/2006. Re-start system at 12:30 on 2/14/2006.													
2/14/2006	13:13	43	55,143,740	37.7	54,251	1,620	<1.4	6.1	<0.50	<0.20	<14.0	700	23	<2.0	12.1	584	8.2	11.9	1304	7.4
3/3/2006	13:09	24,476	55,805,470	27.0	38,932	661,730	<1.4	3.2	<0.50	<0.20	<14.0	510	17	<2.0	11.3	542	8.5	11.4	868	7.2
4/4/2006	12:26	46,037	56,998,320	25.9	37,311	1,192,850	<1.4	3.2	<0.50	<0.20	<14.0	500	16	5.8	12.0	689	8.4	11.9	805	7.2
4/17/2006					0	0	*System automatically shut down due to thunder storm. System not re-started because air stripper trays required cleaning.													
4/21/2006				0.0	0	0	*Cleaned air stripper trays and re-started system.													
5/9/2006	13:26	50,460	57,967,060	19.2	27,645	968,740	<1.4	23	<0.50	<0.20	<14.0	600	14	4.3	12.7	1178	8.3	12.5	602	7.1
5/18/2006					0	0	*Pump in extraction well not operating. Pump switch in control panel needs to be replaced.													
5/23/2006	12:00	7,920		0.0	0	0	*Install new pump switch in control panel and electrical outlet for mixer for AquaMag solution chemical tank. Start using AquaMag solution again to control scale build-up on air stripper trays.													
6/6/2006	12:30	40,264	58,742,790	24.0	34,537	775,730	<1.4	25	<0.50	<0.20	<14.0	610	16	3.4	12.9	1216	8.3	12.6	973	7.1
6/18/2006					0	0	*System shut down sometime after 6/6/2006. Check of control panel circuits on 8/11/2006 found faulty circuit breaker.													
8/14/2006	14:10	82,930			0	0	*Replaced Ck203 in control panel and re-start system.													
8/15/2006	12:30	100,800	59,231,400	27.3	39,373	488,610	<1.4	20	<0.50	<0.20	<14.0	660	24	2.3	13.9	610	8.4	13.5	855	7.1
9/9/2006					0	0	*System automatically shut down on 9/9/2006.													
9/14/2006	16:00	8,160		0.0	0	0	*Checked system on 9/14/2006; removed obstruction in blower filter and re-started system at 16:00.													
9/19/2006	13:21	50,451	60,038,930	19.1	27,496	807,530	<1.4	21	<0.50	<0.20	<14.0	750	27.38	6.3	12.4	1058	8.2	12.5	1130	7.1
10/3/2006	13:30	20,169	60,593,860	27.5	39,620	554,930	<1.4	20	<0.50	<0.20	<14.0	530	18	3.5	13.4	780	8.4	12.6	853	7.2
11/3/2006	10:47	44,477	61,806,240	27.3	39,252	1,212,380	<1.4	15	<0.50	<0.20	<14.0	530	17	<2.0	11.6	574	8.2	11.8	993	7.0
12/5/2006	12:53	46,206	63,040,750	26.7	38,473	1,234,510	<1.4	13	<0.50	<0.20	<14.0	510	18	2.2	11.3	734	8.2	11.1	748	6.8

Table 1. WPDES Effluent and Influent Discharge Monitoring Summary Sheet, Former Sta-Rite Facility, Deerfield, Wisconsin

Date	Time	Elapsed Time (min)	Meter Reading (gal)	Flow (gpm)	Effluent Results - WPDES parameters						Influent Results				Effluent Field Parameters			Influent Field Parameters		
					Flow (gal/day)	Flow (gal/month)	BETX (ug/l)	TCE (ug/l)	TCA (ug/l)	Vinyl Chloride (ug/l)	BETX (ug/l)	TCE (ug/l)	TCA (ug/l)	Vinyl Chloride (ug/l)	Temp (deg C)	electrical conduct. (µS/cm)	pH	Temp (deg C)	electrical conduct. (µS/cm)	pH
1/8/2007	14:15	49,042	64,336,700	26.4	38,052	1,295,950	<1.4	16	<0.50	<0.20	<14.0	480	15	2.0	11.4	885	8.0	11.7	574	6.6
2/6/2007	13:10	41,695	65,427,630	26.2	37,677	1,090,930	<1.4	11	<0.50	<0.20	<14.0	430	15	<2.0	10.9	530	8.1	11.3	555	6.9
3/6/2007	13:00	40,310	Meter not working		0		<1.4	11	<0.50	<0.20	<11.2	390	12	<1.6	11.0	544	7.8	11.1	854	6.3
3/16/2007	13:15	54,725	66,439,464	18.5	26,625	1,433,795	*Meter fixed by shutting down pump for several seconds and then re-starting it.													
4/5/2007	15:15	28,920	67,185,493	25.8	37,147	746,029	<1.4	17	<0.50	<0.20	<14.0	590	20	2.7	12.1	500	7.3	12.3	600	6.3
5/4/2007	12:26	41,591	68,260,164	25.8	37,208	1,074,671	<1.4	15	<0.75	<0.20	<1.4	43	1.3	<0.20	12.4	530	8.0	11.9	550	7.1
6/8/2007	10:40	50,294	69,532,786	25.3	36,437	1,272,622	<1.4	12	<0.50	<0.20	<14.0	410	14	<2.0	15.0	680	8.0	12.9	1100	7.3
7/12/2007	16:30	49,310	70,758,251	24.9	35,787	1,225,465	<1.4	11	<0.50	<0.20	<14.0	320	11	<2.0	14.9	520	8.1	15.4	560	7.2
8/10/2007	7:53	41,243	71,795,590	25.2	36,219	1,037,339	<1.4	13	<0.50	<0.20	<1.4	78	3.2	0.54	13.8	1097	7.0	12.0	1096	7.2
9/10/2007	12:00	44,887	72,931,898	25.3	36,453	1,136,308	*System shut down due to power outage.													
9/14/2007	13:10	5,830	72,931,898	0.0	0	1,136,308	*System re-started by GeoTrans personnel at 13:10.													
9/14/2007	14:00	50	72,933,141	24.9	35,798	1,137,551	<1.4	14	<0.50	<0.20	<7.0	500	20	<1.0	12.6	610	7.9	12.9	600	7.2
10/12/2007	15:50	40,430	73,936,118	24.8	35,723	1,002,977	<1.4	9.6	<0.50	<0.20	<14.0	340	12	<2.0	12.8	1125	6.9	12.4	1121	6.8
11/9/2007	9:50	39,960	74,908,049	24.3	35,025	971,931	<1.4	9.6	<0.50	<0.20	<7.0	360	14	<1.0	11.3	1027	8.3	11.3	1047	7.6
12/14/2007	9:55	50,405	76,141,699	24.5	35,244	1,233,650	<1.4	9.1	<0.50	<0.20	11.2	400	13	<1.6	11.1	1556	7.2	9.9	1590	6.8
12/23/2007	11:21	13,046	76,458,712	24.3	34,991	317,013	*Automatic shut down of system due to Alarm Condition 3; low blower pressure.													
12/28/2007	11:32	7,211	76,458,712	0.0	0	317,013	*Re-start system after removing dead bird from blower motor air filter housing and installing new air filter.													
12/28/2007	11:43	11	76,458,966	23.1	33,251	317,267														
1/10/2008	9:30	38,855	76,911,139	19.8	28,516	769,440	<1.4	9.3	<0.50	<0.20	<14.0	460	15	<2.0	11.7	1060	7.7	12.9	550	7.3
1/18/2008	14:00	30,377	77,196,961	24.3	34,984	1,055,262														
1/29/2008	19:38	16,178	77,586,885	24.1	34,707	1,128,173	*Automatic shut down of system due to Alarm Condition 3; low blower pressure.													
1/31/2008	9:34	2,276	77,586,885	0.0	0	1,127,919	*Re-start system after clearing ice build up on air stripper exhaust pipe and cleaning blower air filter.													
1/31/2008	9:41	7	77,587,071	26.6	38,263	1,128,105														
1/31/2008	10:12	31	77,587,834	24.6	35,443	1,128,868														
2/15/2008	10:18	40,098	78,112,699	22.8	32,886	915,738	<1.4	7.9	<0.50	<1.6	<11.2	390	13	<1.6	11.2	1051	8.0	11.2	1053	7.3
2/22/2008	13:46	10,288	78,361,834	24.2	34,871	1,164,873														
3/7/2008	14:41	20,215	78,848,298	24.1	34,653	735,599	*Installed new air flow meter on air stripper blower motor.													
3/14/2008	13:50	40,532	79,089,140	24.1	34,690	976,441	<1.4	9.4	<0.50	<1.6	<14	430	14	<2.0	13.8	1253	7.0	12.7	1292	7.0
3/28/2008	14:25	20,195	79,567,684	23.7	34,122	1,205,850														
4/17/2008	16:00	28,895	80,245,393	23.5	33,774	1,156,253	*System automatically shut down due to high water level in air stripper sump alarm condition.													
4/22/2008	11:08	6,908	80,245,393	0.0	0	1,156,253	*System re-started by GeoTrans personnel at 11:08.													
4/22/2008	11:29	21	80,245,887	23.5	33,874	1,156,747														
5/6/2008	12:40	20,231	80,732,090	24.0	34,607	486,697														
5/19/2008	6:00	18,320	81,171,625	24.0	34,549	926,232	*Pump in extraction well stopped operating sometime on 5/19/2008.													
5/21/2008	14:30	3,390	81,171,625	0.0	0	926,232	*Could not get pump in extraction well to start. Schedule an electrician to check system components.													
5/23/2008	9:00	2,550	81,171,625	0.0	0	926,232	*Electrician found breakers in pump control box were tripped. Pushed two red re-set buttons on box and pump in extraction													
5/23/2008	9:50	50	81,171,625	0.0	0		*was able to be re-started, but pump shut down after operating for 5 minutes. Pushed re-set buttons and re-started pumps.													
5/23/2008	10:43	53	81,172,530	17.1	24,589		*Pump was drawing approx. 35 amps. Pump motor is most likely starting to fail. Pump shut down after 15 minutes.													

Table 1. WPDES Effluent and Influent Discharge Monitoring Summary Sheet, Former Sta-Rite Facility, Deerfield, Wisconsin

Date	Time	Elapsed Time (min)	Meter Reading (gal)	Flow (gpm)	Effluent Results - WPDES parameters				Influent Results				Effluent Field Parameters			Influent Field Parameters				
					Flow (gal/day)	Flow (gal/month)	BETX (ug/l)	TCE (ug/l)	TCA (ug/l)	Vinyl Chloride (ug/l)	BETX (ug/l)	TCE (ug/l)	TCA (ug/l)	Vinyl Chloride (ug/l)	Temp (deg C)	electrical conduct. (µS/cm)	pH	Temp (deg C)	electrical conduct. (µS/cm)	pH
1/6/2009	16:20	5	87,355,383	27.0	38,880	274,428	*Meter began operating after pump was re-started at 16:15. Based on 27 gpm flow rate, 274,293 gallons was pumped between 12/30/2008 and 1/6/2009.													
1/13/2009	9:39	9,679	87,423,489	7.0	10,133	547,375	*Flow meter was not operating upon arrival. Turned off pump at 9:38 to back-flush water through meter in order to get meter to work. Re-started pump at 9:39.													
1/13/2009	10:05	26	87,424,222	28.2	40,597	548,108	*Meter began operating after pump was re-started. Based on 28.2 gpm flow rate, 272,947 gallons was pumped between 1/6/2009 and 1/13/2009.													
1/27/2009	15:42	20,497	87,489,126	3.2	4,560	1,128,173	*Flow meter was not operating upon arrival. Turned off pump at 15:40 to back-flush water through meter in order to get meter to work. Re-started pump at 15:42.													
1/27/2009	15:54	12	87,489,465	28.3	40,680	1,128,512	*Meter began operating after pump was re-started. Based on 28.3 gpm flow rate, 580,065 gallons was pumped between 1/13/2009 and 1/27/2009.													
2/4/2009	14:50	11,456	87,813,655	28.3	40,750	324,190	*Check system and re-filled AquaMag solution tank.													
2/17/2009	12:28	18,578	88,334,751	28.0	40,391	845,286	*Check system and re-filled AquaMag solution tank.													
3/5/2009	13:30	23,102	88,978,513	27.9	40,127	1,164,858	<1.7	12	<0.50	<0.20	<6.8	320	11	<2.0	12.6	1068	8.0	12.0	1151	7.0
3/29/2009	13:55	34,585	89,946,880	28.0	40,319	1,612,129	*System was off when it was checked on 4/9/2009. Based on flow rate of 28 gpm, system shut down at 13:55 on 3/29/2009.													
4/9/2009	13:14	15,799	89,946,880	0.0	0	2,457,415	*System must have experienced a power outage on 3/29/2009 as system was able to be re-started on 4/9/2009.													
4/9/2009	13:43	29	89,947,689	27.9	40,171	2,458,224	*Re-filled AquaMag solution tank.													
4/29/2009	15:39	28,916	90,758,034	28.0	40,355	811,154	*Check system and re-filled AquaMag solution tank.													
5/15/2009	14:39	22,980	91,402,053	28.0	40,356	644,019	*Check system and re-filled AquaMag solution tank.													
5/20/2009	14:25	7,186	91,602,975	28.0	40,263	844,941	*Water meter was not operating when arrived on site on 6/11/2009. Based on flow rate of 28 gpm, water meter stopped operating on 05/20/09 and 1,088,864 gallons was pumped between 5/15/2009 and 6/11/2009.													
6/11/2009	14:47	31,702	91,602,975	0.0	0	1,289,786	Turned off pump for several seconds. Meter began operating after pump was re-started. Collected quarterly influent and effluent samples.													
6/11/2009	14:59	12	91,603,311	28.0	40,320	1,290,122	<1.7	15	<0.50	<0.20	<8.5	330	11	<2.5	13.4	1141	8.25	11.6	1165	7.34
6/11/2009	15:09	10	91,603,593	28.2	40,608	1,290,404														
6/30/2009	14:40	27,331	92,363,158	27.8	40,020	1,849,047	*Checked system and re-filled AquaMag solution tank.													
7/14/2009	13:27	20,087	92,919,995	27.7	39,919	1,316,402	*Checked system and re-filled AquaMag solution tank.													
7/21/2009	12:57	10,050	93,195,275	27.4	39,443	832,117	*Checked system and re-filled AquaMag solution tank.													
9/15/2009	15:00	80,763	95,425,708	27.6	39,769	1,252,857														
9/15/2009	15:10	10	95,425,984	27.6	39,744	1,252,995	<1.7	13	<0.50	<0.20	<8.5	260	11	<1.0	14.0	550	8.06	16.1	580	7.15
10/16/2009	15:16	44,646	96,587,301	26.0	37,457	1,161,317	*Checked system and re-filled AquaMag solution tank.													
10/16/2009	15:20	4	96,587,405	26.0	37,440	1,161,421														
11/18/2009	14:33	47,473	97,883,783	27.3	39,323	1,296,378	*Checked system and re-filled AquaMag solution tank.													
11/18/2009	14:37	4	97,883,893	27.5	39,600	1,296,488														
12/22/2009	12:34	48,837	99,198,582	26.9	38,765	1,314,689	*Checked system and re-filled AquaMag solution tank.													
12/22/2009	12:50	16	99,199,016	27.1	39,060	1,315,123	<1.7	6.5	<0.50	<0.20	<8.5	280	12	2.2	10.7	1024	7.70	10.6	1032	6.46
1/19/2010	15:01	40,451	100,284,128	26.8	38,628	1,085,112	*Checked system and re-filled AquaMag solution tank.													
2/16/2010	15:43	40,362	101,358,823	26.6	38,342	1,074,695	*Checked system and re-filled AquaMag solution tank.													
3/2/2010	15:45	20,162	101,891,056	26.4	38,013	532,233	<1.7	9.3	<0.50	<0.20	<8.5	240	8.4	1.5	12.8	1140	8.30	11.1	1160	7.58

Table 1. WPDES Effluent and Influent Discharge Monitoring Summary Sheet, Former Sta-Rite Facility, Deerfield, Wisconsin

Date	Time	Elapsed Time (min)	Meter Reading (gal)	Flow (gpm)	Effluent Results - WPDES parameters						Influent Results				Effluent Field Parameters			Influent Field Parameters		
					Flow (gal/day)	Flow (gal/month)	BETX (ug/l)	TCE (ug/l)	TCA (ug/l)	Vinyl Chloride (ug/l)	BETX (ug/l)	TCE (ug/l)	TCA (ug/l)	Vinyl Chloride (ug/l)	Temp (deg C)	electrical conduct. (µS/cm)	pH	Temp (deg C)	electrical conduct. (µS/cm)	pH
5/13/2010	10:45	103,380	104,612,600	26.3	37,909	1,137,267	<1.7	10	<0.50	<0.20	<6.8	280	8.4	<0.80	13.0	1110	8.53	13.3	1140	7.69
7/13/2010	15:21	88,116	106,744,159	24.2	34,834	1,065,780	*Checked system and re-filled AquaMag solution tank.													
7/13/2010	15:29	8	106,744,369	26.3	37,800	1,065,885														
8/3/2010	0:05	29,316	107,513,978	26.3	37,803	1,171,897	*Checked system; water meter was not recording flow. Based on pumping rate from 7/13/2010, meter stopped recording													
8/3/2010	15:40	935	107,513,978		0	0	*flow on 8/3/2010 about 0:05. Turn off pump at 15:40. Re-fill AquaMag solution tank and replace air stripper blower motor													
8/3/2010	16:05	25	107,513,978	0.0	0	0	*air filter. Re-start system at 16:05 and the water meter began recording flow again.													
8/3/2010	16:30	25	107,514,625	25.9	37,267	1,155,283	*Based on estimated time when meter stopped operating, 24,544 gallons was pumped between 0:05 and 15:40.													
8/24/2010	11:05	29,915	108,300,567	26.3	37,832	1,172,805	*Checked system and re-filled AquaMag solution tank.													
9/14/2010	13:34	30,389	109,102,066	26.4	37,979	1,139,385	<1.7	8.1	<0.50	<0.20	<6.8	280	10	<0.80	14.2	1028	7.05	13.9	1041	6.32
11/2/2010	13:46	70,572	110,925,740	25.8	37,212	1,116,345	*Took delivery of AquaMag solution. Re-filled AquaMag solution tank and measured system pumping rate.													
11/2/2010	13:52	6	110,925,896	25.9	37,320	1,119,600	*Checked system and re-filled AquaMag solution tank.													
12/14/2010	11:35	60,343	112,490,077	25.9	37,327	1,157,136	<1.7	5.8	<0.50	<0.20	<8.5	270	9.5	<1.0	8.1	1080	8.10	8.5	1160	8.05
12/21/2010	15:18	10,303	112,754,580	25.7	36,968	1,146,017	*Checked system and re-filled AquaMag solution tank.													
1/12/2011	14:41	31,643	113,568,392	25.7	37,035	1,148,076	*Checked system and re-filled AquaMag solution tank.													
3/8/2011	14:40	79,199	115,556,814	25.1	36,154	1,120,761	<1.7	6.3	<0.50	<0.20	<6.8	260	<2.0	<0.80	11.3	1110	7.79	11.8	1320	7.14
4/5/2011	15:51	40,391	116,563,364	24.9	35,885	1,076,551	*Checked system and re-filled AquaMag solution tank.													
5/12/2011	14:48	53,217	117,881,395	24.8	35,665	1,105,604	*Checked system and re-filled AquaMag solution tank.													
6/7/2011	15:47	37,499	118,824,863	25.2	36,230	1,086,904	<1.7	8.9	<0.50	<0.20	<6.8	270	8.7	<0.80	14.7	360	8.53	14.6	200	7.68
6/23/2011	14:50	22,983	119,407,548	25.4	36,508	1,131,752	*Checked system and re-filled AquaMag solution tank.													
7/5/2011	16:07	17,357	119,833,957	24.6	35,376	1,096,670	*Checked system and re-filled AquaMag solution tank.													
7/11/2011	11:30	8,363	120,043,359	25.0	36,056	1,117,745	*System shut down due to power outage caused by a thunderstorm.													
7/11/2011	14:13	163	120,043,359	0.0	0	0	*Re-start system.													
7/11/2011	14:35	22	120,043,873	23.4	33,644	1,042,953	*Installed new air filter on air stripper blower and re-filled AquaMag solution tank.													
7/11/2011	14:42	7	120,044,045	24.6	35,383	1,096,869														
7/14/2011	15:22	4,360	120,151,833	24.7	35,600	1,103,591	*Checked system and re-filled AquaMag solution tank.													
9/20/2011	16:23	97,981	122,553,614	24.5	35,298	1,058,950	<1.7	5.2	<0.50	<0.20	<6.8	230	8.0	<0.80	14.4	1120	7.79	14.1	1130	7.59
10/18/2011	13:16	40,133	123,526,429	24.2	34,905	1,082,064	*Checked system and re-filled AquaMag solution tank.													
10/25/2011	15:38	10,222	123,773,441	24.2	34,797	1,078,714	*Checked system and re-filled AquaMag solution tank.													
12/13/2011	15:48	70,570	125,452,104	23.8	34,254	1,061,861	<1.7	5.2	<0.50	<0.20	<3.4	260	7.6	0.56	11.0	952	8.24	11.0	1046	7.82
12/27/2011	13:30	20,022	125,932,048	24.0	34,518	1,070,058	*Checked system and re-filled AquaMag solution tank.													
3/16/2012	12:30	115,140	128,641,677	23.5	33,888	1,050,528	<1.7	6.9	<0.50	<0.20	<3.4	240	6.1	0.46	15.4	1072	8.20	13.1	1092	7.50
4/17/2012	8:35	45,845	129,704,148	23.2	33,372	1,001,172	*System shut down due to blown fuse caused by plugging transfer pump into outlet inside building.													
4/17/2012	8:51	16	129,704,148	0.0	0	0	*Installed 2 new 5-amp fuses inside control panel and re-start system.													
4/17/2012	9:16	25	129,704,764	24.6	35,482	1,064,448	*Accepted delivery of 55-gallons of AquaMag. Re-filled AquaMag solution tank.													
5/1/2012	14:45	20,489	130,179,641	23.2	33,375	1,001,254	*Checked system and re-filled AquaMag solution tank.													
5/8/2012	4:00	9,435	130,396,553	23.0	33,106	993,174	*Remediation system was shut down upon arrival on 5/10/2012. Based on previous pumping rate, system shut down													
5/10/2012	18:10	3,730	130,396,553	0.0	0	0	*about 4:00 on Tuesday, 5/8/2012. Re-started system at 18:10 on 5/10/2012.													
5/10/2012	18:30	20	130,397,005	22.6	32,544	976,320														

Table 1. WPDES Effluent and Influent Discharge Monitoring Summary Sheet, Former Sta-Rite Facility, Deerfield, Wisconsin

Date	Time	Elapsed Time (min)	Meter Reading (gal)	Flow (gpm)	Effluent Results - WPDES parameters						Influent Results				Effluent Field Parameters			Influent Field Parameters		
					Flow (gal/day)	Flow (gal/month)	BETX (ug/l)	TCE (ug/l)	TCA (ug/l)	Vinyl Chloride (ug/l)	BETX (ug/l)	TCE (ug/l)	TCA (ug/l)	Vinyl Chloride (ug/l)	Temp (deg C)	electrical conduct. (µS/cm)	pH	Temp (deg C)	electrical conduct. (µS/cm)	pH
6/12/2012	10:56	47,066	131,456,906	22.5	32,428	972,841	<0.382	4.6	<0.20	<0.10	<0.382	320	8.9	<0.10	13.8	980	7.70	13.5	981	7.20
8/20/2012	23:50	100,134	133,696,649	22.4	32,209	998,483	*Remediation system was shut down upon arrival on 8/21/2012. Based on previous pumping rate, system shut down													
8/21/2012	14:08	858	133,696,649	0.0	0	0	*about 23:50 on Monday, 8/20/2012. Re-started system at 14:08 on 8/21/2012.													
8/21/2012	14:38	30	133,697,300	21.7	31,272	969,432														
8/26/2012	6:40	6,722	133,847,215	22.3	32,115	995,564	*Remediation system was shut down upon arrival on 8/27/2012. Based on previous pumping rate, system shut down													
8/27/2012	16:07	2,007	133,847,215	0.0	0	0	*about 6:40 on Sunday, 8/26/2012. Re-started system at 16:07 on 8/27/2012.													
8/27/2012	16:23	16	133,847,556	21.3	30,690	951,390														
9/11/2012	16:55	21,632	134,324,160	22.0	31,727	951,799	<0.382	4.5	<0.20	<0.10	<0.382	210	7.5	<0.10	16.6	1052	8.35	16.4	1072	7.41
9/18/2012	13:46	9,891	134,539,800	21.8	31,394	941,831	*Checked system and re-filled AquaMag solution tank.													
9/18/2012	14:10	24	134,540,321	21.7	31,260	937,800														
9/25/2012	14:25	10,095	134,761,413	21.9	31,538	946,129	*Remediation system was shut down upon arrival on 10/9/2012. Based on previous pumping rate, system shut down													
9/30/2012	8:00	6,815	134,909,175	21.7	31,222	936,655	*Remediation system was shut down upon arrival on 10/9/2012. Based on previous pumping rate, system shut down													
10/9/2012	10:50	13,130	134,909,175	0.0	0	0	*about 8:00 on Sunday, 9/30/2012. Re-started system at 10:50 on 9/30/2012.													
10/23/2012	14:00	20,350	135,351,126	21.7	31,273	969,470	*Checked system and re-filled AquaMag solution tank.													
10/26/2012	12:35	4,235	135,443,460	21.8	31,396	973,268	*Checked system and re-filled AquaMag solution tank.													
11/20/2012	14:36	36,121	136,223,683	21.6	31,104	933,131	*Checked system, took delivery of AquaMag and re-filled AquaMag solution tank.													
11/29/2012	11:35	12,779	136,498,176	21.5	30,931	927,936	*Turn pump off to discharge purge water through air stripper.													
11/29/2012	13:25	110	136,498,176	0.0	0	0	*Re-start pump.													
11/29/2012	13:50	25	136,498,719	21.7	31,277	938,304														
12/4/2012	15:39	7,309	136,658,144	21.8	31,409	973,694	<0.382	3.3	<0.20	<0.10	<0.382	240	6.0	0.47	12.6	1130	8.18	12.6	1140	7.15
1/15/2013	13:00	60,321	137,967,748	21.7	31,263	969,160	*Checked system and re-filled AquaMag solution tank.													
2/19/2013	15:15	50,535	139,043,220	21.3	30,646	858,079	*Checked system and re-filled AquaMag solution tank.													
3/12/2013	14:00	30,165	139,677,668	21.0	30,287	938,895	<0.382	2.8	<0.20	<0.10	<0.382	290	6.3	0.51	9.4	1056	7.80	9.5	1061	7.57
5/15/2013	12:52	92,092	141,585,353	20.7	29,830	924,717	*Checked system and re-filled AquaMag solution tank.													
5/21/2013	16:08	8,836	141,765,977	20.4	29,436	912,523	*Checked system and re-filled AquaMag solution tank.													
5/28/2013	15:24	10,036	141,971,737	20.5	29,523	915,218	*Checked system and re-filled AquaMag solution tank.													
6/4/2013	13:30	9,966	142,202,858	23.2	33,395	1,001,849	*Turn off system to connect hose to pump purge water from monitor wells through air stripper.													
6/4/2013	14:45	75	142,202,858	0.0	0	0	*Re-start system.													
6/4/2013	14:55	10	142,203,064	20.6	29,664	889,920														
6/10/2013	13:20	8,545	142,350,452	17.2	24,838	745,133	*Turn off system to clean air stripper blower air filter and replace influent line particulate filters.													
6/10/2013	14:30	70	142,350,452	0.0	0	0	*Re-start system.													
6/11/2013	16:10	1,540	142,382,745	21.0	30,196	905,882	<0.382	3.2	<0.20	<0.10	<0.382	290	5.9	<0.10	15.2	1009	8.01	14.0	1040	7.80
7/23/2013	14:01	60,351	143,615,520	20.4	29,415	882,436	*Checked system and re-filled AquaMag solution tank. Install new transfer pump in white 55-gallon Aqua Mag drum.													
8/6/2013	13:19	20,118	144,021,335	20.2	29,047	900,466	*Checked system and re-filled AquaMag solution tank.													
8/20/2013	15:00	20,261	144,432,047	20.3	29,190	904,900	*Checked system and re-filled AquaMag solution tank.													
9/3/2013	14:15	20,115	144,838,373	20.2	29,088	872,646	*Checked system and re-filled AquaMag solution tank.													
9/17/2013	15:10	20,215	145,247,795	20.3	29,165	874,946	<0.382	1.9	<0.20	<0.10	<0.382	190	6.4	<0.10	15.1	980	8.31	12.9	1002	7.71
10/1/2013	13:35	20,065	145,654,563	20.3	29,192	904,965	*Checked system and re-filled AquaMag solution tank. Adjust chemical pump settings.													

Table 1. WPDES Effluent and Influent Discharge Monitoring Summary Sheet, Former Sta-Rite Facility, Deerfield, Wisconsin

Date	Time	Elapsed Time (min)	Meter Reading (gal)	Flow (gpm)	Effluent Results - WPDES parameters				Influent Results				Effluent Field Parameters			Influent Field Parameters				
					Flow (gal/day)	Flow (gal/month)	BETX (ug/l)	TCE (ug/l)	TCA (ug/l)	Vinyl Chloride (ug/l)	BETX (ug/l)	TCE (ug/l)	TCA (ug/l)	Vinyl Chloride (ug/l)	Temp (deg C)	electrical conduct. (µS/cm)	pH	Temp (deg C)	electrical conduct. (µS/cm)	pH
10/11/2013	16:00	14,545	145,949,637	20.3	29,213	905,610	*System was off when it was checked on 10/15/2013. Based on flow rate of 20.3 gpm, system shut down at 14:00 on 10/11/2013. System would not re-start when red re-set button on outside of panel pushed.*													
10/16/2013	15:19	7,159	145,949,637	0.0	0	0	*Open control panel and check fuses and pump motor and air stripper blower motor circuit protectors. Blower motor circuit protector was tripped. Push green re-set button on blower motor circuit protector. Re-start system at 15:19.													
10/16/2013	15:58	39	145,950,444	20.7	29,797	923,705	*Re-fill AquaMag solution tank and adjust chemical pump settings.													
10/29/2013	15:20	18,682	146,337,440	20.7	29,829	924,714	*Re-fill AquaMag solution tank and adjust chemical pump settings.													
11/12/2013	10:00	19,840	146,743,824	20.5	29,496	884,868	<0.382	1.7	<0.20	<0.10	<0.382	190	6.5	<0.10	11.0	985	8.05	10.5	993	7.45
12/10/2013	15:47	40,667	147,566,271	20.2	29,122	902,797	*Checked system and re-filled AquaMag solution tank.													
12/24/2013	14:41	20,094	147,967,103	19.9	28,725	890,472	*Checked system and re-filled AquaMag solution tank. Adjust chemical pump settings.													
1/14/2014	15:35	30,294	148,570,781	19.9	28,695	889,555	*Checked system and re-filled AquaMag solution tank.													
2/19/2014	15:47	51,852	149,590,146	19.7	28,309	792,656	*Checked system and re-filled AquaMag solution tank.													
3/4/2014	15:10	18,683	149,952,082	19.4	27,896	864,787	<0.382	1.4	<0.20	<0.10	5.140	190	5.4	<0.10	8.4	1151	7.77	10.3	1039	7.83
4/29/2014	13:40	80,550	151,479,924	19.0	27,313	819,401	*Checked system and re-filled AquaMag solution tank.													
5/13/2014	15:40	20,280	151,851,899	18.3	26,412	818,785	<0.382	1.8	<0.20	<0.10	<0.382	210	6.1	0.14						
5/20/2014	0:00	9,140	152,019,554	18.3	26,414	818,831	*System off upon arrival on 5/27/2014. Based on 18.3 gpm pumping rate, system shut down about 12:00 am on 5/20/2014.													
5/27/2014	11:04	10,744	152,019,554	0.0	0	0	*Re-start system at 11:04.													
5/27/2014	11:16	12	152,019,776	18.5	26,640	825,840	*Re-fill AquaMag solution tank.													
6/3/2014	14:53	10,297	152,218,844	19.3	27,839	863,008	*Checked system and re-filled AquaMag solution tank.													
6/17/2014	14:34	20,141	152,597,258	18.8	27,055	838,707	*Checked system and re-filled AquaMag solution tank.													
6/24/2014	13:59	10,045	152,783,554	18.5	26,706	827,900	*Checked system, re-filled AquaMag solution tank and replaced batteries in autodialer.													
6/24/2014	14:22	23	152,783,977	18.4	26,483	820,988														
7/1/2014	13:33	10,031	152,971,570	18.7	26,930	834,827	*Checked system and re-filled AquaMag solution tank.													
7/6/2014	6:00	6,747	153,098,386	18.8	27,066	839,049	*System off upon arrival on 7/8/2014. Based on 18.7 gpm pumping rate, system shut down about 6:00 am on 7/6/2014.													
7/22/2014	15:45	23,625	153,471,004	15.8	22,712	704,071	*Checked system and re-filled AquaMag solution tank.													
8/19/2014	14:15	40,230	154,191,897	17.9	25,804	799,917	*Checked system and re-filled AquaMag solution tank.													
9/2/2014	15:40	20,245	154,554,516	17.9	25,793	773,778	<0.382	1.3	<0.20	<0.10	<0.382	190	6.6	<0.10	13.7	1011	7.91	11.4	1080	7.10
9/23/2014	14:28	30,168	155,095,645	17.9	25,830	774,886	*Checked system and re-filled AquaMag solution tank.													
10/10/2014	18:00	24,692	155,538,075	17.9	25,802	774,055	*System off when checked on 10/14/2014. Based on 17.9 gpm pumping rate, system shut down about 18:00 on													
10/14/2014	14:35	5,555	155,538,075	0.0	0	0	*10/10/2014. Air stripper blower motor could not be re-started. Motor checked by electrician on 10/21/2014 and													
10/22/2014	10:00	11,245	155,538,075	0.0	0	0	*mechanical contractor on 10/24/2014. The mechanical contractor determined the blower motor needs to be replaced.													
10/24/2014	9:50	2,870	155,538,075	0.0	0	0	*A new blower motor could not be found that could be connected to the existing fan of the air stripper so a new blower													
1/1/2015	0:00	98,770	155,538,075	0.0	0	0	*motor and fan was ordered by the mechanical contractor.													
1/20/2015	13:00	28,140	155,538,075	0.0	0	0	*New blower motor and fan installed on air stripper.													
1/27/2015	12:30	10,050	155,583,147	4.5	6,458	200,200														
1/27/2015	12:40	10	155,583,343	19.6	28,224	874,944	<0.382	1.9	<0.20	<0.10	<0.382	200	7.9	<0.10	10.5	1032	8.61	11.2	1085	7.85
2/24/2015	13:40	40,380	156,373,455	19.6	28,176	788,938	*Checked system and re-filled AquaMag solution tank.													
3/25/2015	16:10	41,910	157,182,229	19.3	27,789	861,457	*Checked system and re-filled AquaMag solution tank.													
4/21/2015	15:45	38,855	157,921,041	19.0	27,381	821,430	*Checked system and re-filled AquaMag solution tank.													
4/22/2015	9:25	1,060	157,941,218	19.0	27,410	822,308	*System off upon arrival for AquaMag delivery on 4/28/2014. Based on 19 gpm pumping rate, system shut down about													

Table 1. WPDES Effluent and Influent Discharge Monitoring Summary Sheet, Former Sta-Rite Facility, Deerfield, Wisconsin

Date	Time	Elapsed Time (min)	Meter Reading (gal)	Flow (gpm)	Effluent Results - WPDES parameters						Influent Results				Effluent Field Parameters			Influent Field Parameters										
					Flow (gal/day)	Flow (gal/month)	BETX (ug/l)	TCE (ug/l)	TCA (ug/l)	Vinyl Chloride (ug/l)	BETX (ug/l)	TCE (ug/l)	TCA (ug/l)	Vinyl Chloride (ug/l)	Temp (deg C)	electrical conduct. (µS/cm)	pH	Temp (deg C)	electrical conduct. (µS/cm)	pH								
4/28/2015	8:10	8,565	157,941,218	0.0	0	0	*9:25 on 4/22/2015. Re-start sysetm at 8:10 on 4/28/2014.																					
4/28/2015	8:30	20	157,941,590	18.6	26,784	803,520																						
5/13/2015	15:50	22,040	158,380,884	19.9	28,702	889,750	<0.382	2.2	<0.20	<0.10	<0.382	180	6.6	<0.10	12.0	1003	8.05	11.1	996	7.39								
6/16/2015	14:15	48,865	159,346,034	19.8	28,442	853,259	*Checked system and re-filled AquaMag solution tank.																					
7/7/2015	17:16	30,421	159,939,007	19.5	28,069	870,133	*Checked system and re-filled AquaMag solution tank.																					
7/21/2015	16:48	20,132	160,324,360	19.1	27,563	854,468	*Checked system and re-filled AquaMag solution tank.																					
8/18/2015	16:07	40,279	161,082,590	18.8	27,107	840,323	*Checked system and re-filled AquaMag solution tank.																					
9/1/2015	15:20	20,113	161,459,015	18.7	26,950	808,510	*Checked system and re-filled AquaMag solution tank.																					
9/8/2015	13:16	9,956	161,644,406	18.6	26,814	804,429	*Checked system and re-filled AquaMag solution tank.																					
9/15/2015	14:02	10,126	161,833,360	18.7	26,871	806,124	*Checked system, re-filled AquaMag solution tank and collected quarterly Influent and Effluent samples.																					
9/15/2015	14:26	24	161,833,805	18.5	26,700	801,000	<0.382	1.7	<0.20	<0.10	<0.382	160	6.2	<0.10	15.3	1016	8.43	13.3	1056	7.29								
9/22/2015	13:57	10,051	162,021,281	18.7	26,860	805,787	*Checked system and re-filled AquaMag solution tank.																					
10/6/2015	13:34	20,137	162,400,590	18.8	27,124	840,858	*Checked system and re-filled AquaMag solution tank.																					
10/27/2015	14:52	30,318	162,951,087	18.2	26,147	810,548	*Checked system and re-filled AquaMag solution tank.																					
11/11/2015	12:35	21,463	163,350,606	18.6	26,805	804,138	<0.70	1.2	<0.38	<0.20	<0.70	150	5.0	<0.20	11.9	1007	7.73	11.0	994	7.03								
12/8/2015	13:46	38,951	164,069,469	18.5	26,576	823,857	*Checked system and re-filled AquaMag solution tank.																					
12/22/2015	14:16	20,190	164,438,403	18.3	26,313	815,711	*Checked system and re-filled AquaMag solution tank.																					
1/6/2016	11:00	21,404	164,538,563	4.7	6,738	208,893	*Checked system and re-filled AquaMag solution tank. Flow meter not registering flow upon arrival at 10:30.																					
1/6/2016	11:05	5	164,538,653	18.0	25,920	803,520	*Based on 18.gpm flow rate, meter stopped registering flow about 7:00 on 1/5/2016. 16,338 gallons not registered by meter.																					
1/6/2016	11:15	10	164,538,832	17.9	25,776	799,056	*Turn pump off for several seconds to back-flush water through meter. Meter starts to register flow about 11:00.																					
1/23/2016	21:47	25,112	164,988,575	17.9	25,790	799,479	*System shut down due to temporary power outage.																					
1/25/2016	13:05	2,358	164,988,575	0.0	0	0	*System re-started by Tetra Tech personnel at 13:05. Also replaced air stripper blower motor air filter.																					
1/25/2016	13:20	15	164,988,845	18.0	25,920	803,520																						
2/3/2016	14:25	13,025	165,229,445	18.5	26,600	771,398	*Checked system and re-filled AquaMag solution tank.																					
3/8/2016	14:50	48,985	166,110,103	18.0	25,888	802,543	<0.70	1.5	<0.38	<0.20	<0.70	160	5.9	<0.20	12.9	1058	8.23	12.1	1092	7.46								
3/22/2016	13:55	20,105	166,471,513	18.0	25,886	802,454	*Checked system and re-filled AquaMag solution tank.																					
4/5/2016	14:20	20,185	166,835,015	18.0	25,932	777,968	*Checked system and re-filled AquaMag solution tank.																					
4/19/2016	13:09	20,089	167,022,312	9.3	13,426	402,769	*Checked system and re-filled AquaMag solution tank. Flow meter not registering flow upon arrival at 13:00. Based on																					
4/19/2016	13:25	16	167,022,580	16.8	24,120	723,600	*18 gpm flow rate, meter stopped operating on 4/12/2016 at about 20:00. 174,042 gallon not registered by meter.																					
4/19/2016	13:35	10	167,022,755	17.5	25,200	756,000	*Quickly turn EW-1 pump off and on to get flow meter to start registering flow. Flow meter starts working at 13:09.																					
5/3/2016	9:50	19,935	167,041,546	0.9	1,357	40,721	*Checked system and re-filled AquaMag solution tank. Flow meter not registering flow. Based on 17.5 gpm flow rate,																					
5/3/2016	10:09	19	167,041,754	10.9	15,764	472,926	*meter stopped operating at about 7:35 on 4/20/2016. 330,072 gallons not registered by meter. Re-start meter by turning																					
5/3/2016	10:15	6	167,041,863	18.2	26,160	784,800	*EW-1 pump off at 9:55 then on at 9:56. Meter starts registering flow again at 9:56.																					
5/17/2016	14:35	20,420	167,400,087	17.5	25,262	757,849	<0.70	1.1	<0.38	<0.20	<0.70	170	5.4	<0.20	11.8	1104	8.38	11.6	1168	7.35								
5/17/2016	16:05	90	167,400,087	0.0	0	0	*Shut system down at 14:35 to pump purge water from May sampling event through air stripper. Re-start system at 16:05.																					
5/18/2016	11:25	1,160	167,420,607	17.7	25,473	764,193	*Shut system down at 11:25 to pump purge water from May sampling event through air stripper. Re-start system at 11:35.																					
5/18/2016	11:35	10	167,420,607	0.0	0	0	*Fill AquaMag solution tank.																					
5/18/2016	12:35	60	167,421,675	17.8	25,632	768,960																						

Table 1. WPDES Effluent and Influent Discharge Monitoring Summary Sheet, Former Sta-Rite Facility, Deerfield, Wisconsin

Date	Time	Elapsed Time (min)	Meter Reading (gal)	Flow (gpm)	Effluent Results - WPDES parameters					Influent Results				Effluent Field Parameters			Influent Field Parameters			
					Flow (gal/day)	Flow (gal/month)	BETX (ug/l)	TCE (ug/l)	TCA (ug/l)	Vinyl Chloride (ug/l)	BETX (ug/l)	TCE (ug/l)	TCA (ug/l)	Vinyl Chloride (ug/l)	Temp (deg C)	electrical conduct. (µS/cm)	pH	Temp (deg C)	electrical conduct. (µS/cm)	pH
5/31/2016	14:55	18,860	167,757,965	17.8	25,676	770,293	*Checked system and re-filled AquaMag solution tank.													
6/2/2016	8:00	2,465	167,775,754	7.2	10,392	311,759	*Shut system down at 8:00 to install new pump in extraction well.													
6/2/2016	9:45	105	167,775,754	0.0	0	0	*Re-start system at 9:45.													
6/2/2016	10:15	30	167,776,462	23.6	33,984	1,019,520														
6/9/2016	11:04	10,129	168,015,783	23.6	34,023	1,020,700	*System shut down due to electrical power interruption. Main breaker switch on outside of remediation system building													
6/10/2016	14:43	1,659	168,015,783	0.0	0	0	*was turned to OFF position by unkwon person. Main breaker switch turned back to ON and system re-started by													
6/10/2016	14:48	5	168,015,903	24.0	34,560	1,036,800	*Tetra Tech personnel at 14:43 on 6/10/2016.													
6/14/2016	14:20	5,732	168,150,078	23.4	33,708	1,011,228	*System shut down due to high air stripper sump water level and high blower pressure alarm condition.													
6/14/2016	15:09	49	168,150,078	0.0	0	0	*Alarm condition cleared and system re-started by Tetra Tech personnel at 15:09.													
6/20/2016	7:55	8,206	168,339,159	23.0	33,180	995,406	*System shut down due to power interruption. Main breaker switch on outside of remediation system building was turned													
6/20/2016	11:43	228	168,339,159	0.0	0	0	*to OFF position by Deerfield personnel. Main breaker switch turned back to ON and system re-started by Tt personnel.													
6/20/2016	11:58	15	168,339,277	7.9	11,328	339,840														
6/21/2016	13:00	1,502	168,374,139	23.2	33,423	1,002,689	*System shut down by Deerfield personnel so drainage ditch can be dredged.													
6/28/2016	15:07	10,207	168,374,139	0.0	0	0	*Re-started by Tetra Tech personnel. Re-filled AquaMag solution tank.													
6/28/2016	15:14	7	168,374,291	21.7	31,269	938,057														
6/29/2016	15:52	1,478	168,400,021	17.4	25,068	752,054	*Installed new batteries in autodialer and re-set autodialer time. Meter stopped registering flow about 15:53. Tapped on													
6/29/2016	16:04	12	168,400,187	13.8	19,920	597,600	*right side of meter for several seconds and meter started registering flow about 16:00.													
6/29/2016	16:06	2	168,400,234	23.5	33,840	1,015,200														
7/12/2016	14:32	18,626	168,816,188	22.3	32,158	964,738														
7/27/2016	6:29	21,117	169,300,697	22.9	33,039	991,182	*System shut down due to high air stripper sump water level and high blower pressure alarm condition.													
7/27/2016	14:26	477	169,300,697	0.0	0	0	*Re-started by Tetra Tech personnel. Checked outfall and monitored system for 15 minutes. System operating when													
7/27/2016	14:32	6	169,300,839	23.7	34,080	1,022,400	*left site.													
7/27/2016	14:40	8	169,301,026	23.4	33,660	1,009,800														
8/9/2016	16:00	18,800	169,343,033	2.2	3,218	96,527	*Shut system down to back-flush water through water meter because meter was registering very low flow.													
8/9/2016	16:05	5	169,343,033	0.0	0	0	*Re-start system at 16:05. Meter starts registering expected flow of 22-23 gpm.													
8/9/2016	16:25	20	169,343,491	22.9	32,976	989,280	*Add 388,513 to total system flow (based on 22.9 gpm pumping rate) to account for low recording by water meter.													
8/23/2016	14:15	20,030	169,775,330	21.6	31,046	931,375														
8/23/2016	14:25	10	169,775,555	22.5	32,400	972,000	<0.70	2.6	<0.38	<0.20	<0.70	150	6.6	<0.20	13.4	1125	8.42	11.8	1183	7.43
9/6/2016	14:35	20,170	170,230,470	22.6	32,478	974,335	*Checked system and re-filled AquaMag solution tank.													
9/20/2016	10:27	19,912	170,677,803	22.5	32,350	970,510	*Checked system and re-filled AquaMag solution tank.													
10/4/2016	10:29	20,162	171,128,120	22.3	32,162	997,032	*Checked system and re-filled AquaMag solution tank.													
10/15/2016	21:18	16,489	171,498,589	22.5	32,353	1,002,956	*System shut down caused by temporary power outage due to thunderstorm.													
10/17/2016	13:05	2,387	171,498,589	0.0	0	0	*Re-started by Tetra Tech personnel.													
10/17/2016	13:20	15	171,498,889	20.0	28,800	892,800	*Checked system and re-filled AquaMag solution tank.													
10/17/2016	13:35	15	171,499,215	21.7	31,296	970,176	*Checked system and re-filled AquaMag solution tank.													
11/8/2016	13:42	31,687	172,200,344	22.1	31,862	955,874	*Checked system and re-filled AquaMag solution tank.													
11/15/2016	9:19	9,817	172,415,952	22.0	31,626	948,789	*Took delivery of AquaMag and re-filled AquaMag solution tank.													
11/29/2016	13:10	20,391	172,858,517	21.7	31,254	937,610														

Table 1. WPDES Effluent and Influent Discharge Monitoring Summary Sheet, Former Sta-Rite Facility, Deerfield, Wisconsin

Date	Time	Elapsed Time (min)	Meter Reading (gal)	Flow (gpm)	Effluent Results - WPDES parameters						Influent Results				Effluent Field Parameters			Influent Field Parameters		
					Flow (gal/day)	Flow (gal/month)	BETX (ug/l)	TCE (ug/l)	TCA (ug/l)	Vinyl Chloride (ug/l)	BETX (ug/l)	TCE (ug/l)	TCA (ug/l)	Vinyl Chloride (ug/l)	Temp (deg C)	electrical conduct. (µS/cm)	pH	Temp (deg C)	electrical conduct. (µS/cm)	pH
11/29/2016	13:15	5	172,858,626	21.8	31,392	941,760	<0.70	2.4	<0.38	<0.20	<0.70	160	5.9	<0.20	12.4	1048	8.26	12.9	1086	7.36
12/14/2016	11:20	21,485	173,324,838	21.7	31,247	937,415	*Checked system and re-filled AquaMag solution tank.													
12/27/2016	14:10	18,890	173,732,731	21.6	31,094	932,820	*Checked system and re-filled AquaMag solution tank.													
1/3/2017	18:40	10,350	173,956,212	21.6	31,093	963,883	*Automatic shut down of system due to Alarm Condition 2 (high sump water level) and 3 (high blower pressure).													
1/4/2017	10:27	947	173,956,212	0.0	0	0	*Clear alarms, re-set air stripper blower motor circuit breaker and re-start system at 10:27.													
1/4/2017	10:56	29	173,956,837	21.6	31,034	962,069	*Leave site at 11:05 with system operating.													
1/17/2017	13:20	18,864	174,355,515	21.1	30,433	943,436	*Checked system and re-filled AquaMag solution tank.													
1/31/2017	13:05	20,145	174,780,253	21.1	30,361	941,192	*Checked system and re-filled AquaMag solution tank.													
2/21/2017	13:55	30,290	175,420,587	21.1	30,442	943,695	*Checked system and re-filled AquaMag solution tank.													
3/1/2017	10:45	11,330	175,659,142	21.1	30,319	939,902	<0.70	2.1	<0.38	<0.20	<0.70	160	5.0	<0.20	12.0	1028	8.58	12.6	1036	7.78
3/14/2017	10:20	18,695	176,050,454	20.9	30,141	934,376	*Shut system down at request of Village of Deerfield for storm sewer maintenance.													
3/15/2017	13:50	1,650	176,050,454	0.0	0	0	*Re-start system.													
3/24/2017	9:58	12,728	176,324,574	21.5	31,013	961,401	*Autodialer called at 19:40 on 3/23/2017 for a high air stripper sump water level alarm condition most likely caused by													
3/24/2017	10:04	6	176,324,705	21.8	31,440	974,640	* temporary power interruption due to a thunderstorm. Remediation system was operating when system checked on													
3/24/2017	10:20	16	176,325,052	21.7	31,230	968,130	*3/24/2017. Re-filled AquaMag solution tank.													
4/25/2017	15:15	46,375	177,334,277	21.8	31,338	940,130	*Checked system and re-filled AquaMag solution tank.													
5/17/2017	15:15	31,680	178,012,676	21.4	30,836	955,926	<0.70	2.3	<0.38	<0.20	<0.70	140	5.2	<0.20	14.0	1060	8.23	13.0	1073	7.74
5/23/2017	14:55	8,620	178,188,662	20.4	29,399	911,371	*Checked system and re-filled AquaMag solution tank.													
6/22/2017	11:25	42,990	179,066,400	20.4	29,401	882,026	*Checked system and re-filled AquaMag solution tank.													
7/20/2017	12:05	40,360	179,762,500	17.2	24,836	745,082	*Checked system and re-filled AquaMag solution tank. Water meter stops registering every few seconds (starts & stops).													
7/20/2017	12:10	5	179,762,500	0.0	0	0	*Turned system on & off several times to back-flush water through meter. Meter would register flow for a few seconds													
7/20/2017	12:30	20	179,762,502	0.1	144	4,320	*then slow down and stop. Tapped outside of meter with a hammer but again would only register flow for a few seconds													
7/20/2017	12:40	10	179,762,502	0.0	0	0	*then stop. Adjust total system flow based on 20.4 gpm pumping rate. Meter not working at all when left site.													
8/8/2017	15:40	27,540	179,770,593	0.3	423	13,115	*Checked system and re-filled AquaMag solution tank. Meter not registering flow on arrival. Total system flow calculated based on 20.4 gpm pumping rate													
8/22/2017	10:00	19,820	179,772,335	0.1	127	3,923	*Site visit to meet with contractor about moving treatment system building. Fill AquaMag tank. Meter not working.													
8/23/2017	10:00	1,440	179,772,335	0.0	0	0	*Shut system down. Install new flow meter and hose connecting flow meter to air stripper and influent line.													
8/23/2017	17:05	425	0				*Replace particulate filters on influent line. Replace air filter on air stripper blower motor. Re-start at 17:05													
8/23/2017	17:10	5	98	19.6	28,224	874,944														
8/23/2017	17:30	20	492	19.7	28,368	879,408														
9/5/2017	14:35	18,545	361,428	19.5	28,026	840,789	*Checked system, re-filled AquaMag solution tank and collect quarterly WPDES samples.													
9/5/2017	14:40	5	361,525	19.4	27,936	838,080	<0.70	1.4	<0.38	<0.20	<0.70	130	5.2	<0.20	14.3	1023	8.08	15.1	1028	6.99
9/11/2017	11:43	8,463	523,610	19.2	27,579	827,375	*High air stripper sump water level and high blower pressure alarms called in by autodialer.													
9/11/2017	17:25	342	523,610	0.0	0	0	*Re-started by Tt personnel. Check outfall flow, blower motor air inlet and air stripper exhaust outlet; all are clear.													
9/11/2017	17:39	14	523,879	19.2	27,669	830,057	*Leave site at 17:40 with system operating.													
9/20/2017	8:40	12,421	758,963	18.9	27,254	817,618	*Checked system and re-filled AquaMag solution tank.													
10/3/2017	15:10	19,110	1,120,174	18.9	27,218	843,771	*Checked system and re-filled AquaMag solution tank.													
10/17/2017	15:00	20,150	1,496,534	18.7	26,896	833,782	*Checked system and re-filled AquaMag solution tank.													

Table 1. WPDES Effluent and Influent Discharge Monitoring Summary Sheet, Former Sta-Rite Facility, Deerfield, Wisconsin

Date	Time	Elapsed Time (min)	Meter Reading (gal)	Flow (gpm)	Effluent Results - WPDES parameters					Influent Results				Effluent Field Parameters			Influent Field Parameters			
					Flow (gal/day)	Flow (gal/month)	BETX (ug/l)	TCE (ug/l)	TCA (ug/l)	Vinyl Chloride (ug/l)	BETX (ug/l)	TCE (ug/l)	TCA (ug/l)	Vinyl Chloride (ug/l)	Temp (deg C)	electrical conduct. (µS/cm)	pH	Temp (deg C)	electrical conduct. (µS/cm)	pH
10/26/2017	23:10	13,450	1,746,270	18.6	26,738	828,864	*High air stripper sump water level and high blower pressure alarms called in by autodialer.													
10/27/2017	10:45	695	1,746,270	0.0	0	0	*System re-started by Tetra Tech personnel.													
10/27/2017	11:05	20	1,746,634	18.2	26,208	812,448														
10/31/2017	12:13	5,828	1,852,897	18.2	26,256	813,929	*Checked system and re-filled AquaMag solution tank.													
11/15/2017	15:35	21,802	2,251,870	18.3	26,352	790,553	<0.70	1.4	<0.38	<0.20	<0.70	140	5.0	<0.20	12.7	1046	8.23	13.1	1044	7.25
11/15/2017	15:40	5	2,251,961	18.2	26,208	917,280	*Turn off extraction well. Pump purge water from monitor wells sampling round through air stripper.													
11/15/2017	16:05	25	2,251,961	0.0	0	0	*Re-start extraction well. AquaMag tank stirrer was not spinning; motor was very hot. Stirrer was un-plugged.													
11/16/2017	16:30	1,465	2,278,243	17.9	25,834	775,005	*Shut-down caused by temporary power outage.													
11/17/2017	8:30	960	2,278,243	0.0	0	0	*Re-start system.													
11/17/2017	8:35	5	2,278,333	18.0	25,920	777,600														
11/25/2017	15:20	11,925	2,490,844	17.8	25,662	769,851	*Shut-down caused by temporary power outage.													
11/27/2017	17:00	2,980	2,490,844	0.0	0	0	*Re-start system.													
11/27/2017	17:05	5	2,490,934	18.0	25,920	777,600														
11/28/2017	15:15	1,330	2,514,829	18.0	25,871	776,138	*Checked system and re-filled AquaMag solution tank. Adjusted chemical pump settings.													
12/15/2017	9:50	24,155	2,949,645	18.0	25,922	803,568	*Checked system and re-filled AquaMag solution tank. Adjusted chemical pump settings.													
12/26/2017	10:40	15,890	3,239,843	18.3	26,299	815,257	*Checked system and re-filled AquaMag solution tank. Adjusted chemical pump settings.													
1/9/2018	14:55	20,415	3,611,200	18.2	26,194	812,019	*Checked system and re-filled AquaMag solution tank.													
1/23/2018	15:20	20,185	3,975,274	18.0	25,973	805,165	*Checked system and re-filled AquaMag solution tank.													
2/6/2018	7:42	19,702	4,329,059	18.0	25,858	724,018	*Checked system and re-filled AquaMag solution tank. Took delivery of 55 gallons of AquaMag													
3/1/2018	11:40	33,358	4,925,789	17.9	25,760	798,550	<0.70	1.0	<0.38	<0.20	<0.70	180	4.8	<0.20	12.4	1010	8.28	13.3	1019	7.18
4/17/2018	15:35	67,915	6,123,272	17.6	25,390	761,706	*Checked system and re-filled AquaMag solution tank.													
5/3/2018	10:30	22,735	6,520,095	17.5	25,134	779,159	*Checked system and re-filled AquaMag solution tank.													
5/9/2018	10:10	8,620	6,670,741	17.5	25,166	780,144	<1.47	1.4	<0.37	<0.50	<1.47	190	5.0	<0.50	13.8	1037	8.17	13.3	1042	7.10
5/10/2018	14:25	1,695	6,700,258	17.4	25,076	777,368	*Turn off extraction well and run purge water from groundwater sampling through air stripper.													
5/10/2018	14:40	15	6,700,258	0.0	0	0	*Re-prime chemical feed pump and re-start extraction well at 14:40.													
5/22/2018	15:04	17,304	7,018,178	18.4	26,457	820,154	*Checked system and re-filled AquaMag solution tank. Increased AquaMag chemical feed pump stroke and speed													
5/22/2018	15:35	31	7,018,755	18.6	26,803	830,880	*settings because AquaMag usage was less than the target rate of 1 gallon per day.													
6/5/2018	16:15	20,200	7,403,213	19.0	27,407	849,614	*Checked system, re-filled AquaMag solution tank and adjusted AquaMag pump stroke & speed settings.													
6/27/2018	15:39	31,644	7,991,658	18.6	26,778	830,116	*Checked system, re-filled AquaMag solution tank and adjusted AquaMag pump speed setting.													
7/17/2018	15:39	28,800	8,517,546	18.3	26,294	815,126	*Checked system, re-filled AquaMag solution tank and adjusted AquaMag pump Stroke setting.													
8/21/2018	14:02	50,303	9,411,621	17.8	25,594	793,422	*Checked system, re-filled AquaMag solution tank, adjusted AquaMag pump Speed setting and collected WPDES samples.													
8/21/2018	14:44	42	9,412,339	17.1	24,617	763,131	<0.70	1.7	<0.38	<0.20	<0.70	220	4.4	<0.20	17.3	1057	8.56	14.6	1062	7.35
9/4/2018	14:40	20,156	9,764,247	17.5	25,141	754,238	*Checked system and re-filled AquaMag solution tank.													
9/18/2018	10:57	19,937	10,117,976	17.7	25,549	766,469	*Checked system and re-filled AquaMag solution tank.													
9/18/2018	11:23	26	10,118,436	17.7	25,477	764,308														
10/2/2018	11:23	20,160	10,474,338	17.7	25,422	788,069	*Checked system and re-filled AquaMag solution tank.													
10/25/2018	14:35	33,312	11,070,724	17.9	25,780	799,192	*Checked system and re-filled AquaMag solution tank.													
11/13/2018	8:55	27,020	11,554,639	17.9	25,790	799,481	*Checked system, re-filled AquaMag solution tank and took delivery of 55 gallons of AquaMag.													

Table 1. WPDES Effluent and Influent Discharge Monitoring Summary Sheet, Former Sta-Rite Facility, Deerfield, Wisconsin

Date	Time	Elapsed Time (min)	Meter Reading (gal)	Flow (gpm)	Effluent Results - WPDES parameters						Influent Results				Effluent Field Parameters			Influent Field Parameters				
					Flow (gal/day)	Flow (gal/month)	BETX (ug/l)	TCE (ug/l)	TCA (ug/l)	Vinyl Chloride (ug/l)	BETX (ug/l)	TCE (ug/l)	TCA (ug/l)	Vinyl Chloride (ug/l)	Temp (deg C)	electrical conduct. (µS/cm)	pH	Temp (deg C)	electrical conduct. (µS/cm)	pH		
11/29/2018	10:30	23,135	11,965,096	17.7	25,548	791,995																
11/29/2018	10:40	10	11,965,273	17.7	25,488	790,128	<0.70	1.0	<0.38	<0.20	<0.70	160	4.7	<0.20	11.9	961	8.38	12.4	970	7.29		
11/29/2018	10:50	10	11,965,450	17.7	25,488	790,128	*Turn off recovery well pump to discharge purge water from groundwater sampling round through air stripper.															
11/29/2018	11:10	20	11,965,450	0.0	0	0	*Re-start recovery well pump.															
12/11/2018	13:57	17,447	12,271,727	17.6	25,279	783,642	*Checked system and re-filled AquaMag solution tank.															
12/11/2018	14:19	22	12,272,107	17.3	24,873	771,055																
12/26/2018	16:25	21,726	12,656,495	17.7	25,477	789,795	*Checked system and re-filled AquaMag solution tank.															
1/15/2019	15:40	28,755	13,165,666	17.7	25,498	713,955	*Checked system and re-filled AquaMag solution tank.															
2/5/2019	14:30	30,170	13,693,504	17.5	25,193	705,417	*Checked system and re-filled AquaMag solution tank.															
2/19/2019	15:20	20,210	14,046,863	17.5	25,177	704,970	*Checked system and re-filled AquaMag solution tank.															
3/5/2019	13:53	20,073	14,399,095	17.5	25,268	783,323	*Checked system and re-filled AquaMag solution tank.															
3/12/2019	13:10	10,037	14,573,497	17.4	25,021	775,661	<0.70	1.3	<0.38	<0.20	<0.70	160	4.7	<0.20	12.9	1090	8.39	12.1	1103	7.31		
3/12/2019	13:28	18	14,573,810	17.4	25,040	776,240	*Checked system, re-filled AquaMag solution tank and collect Influent and Effluent samples.															
3/12/2019	13:34	6	14,573,915	17.5	25,200	781,200																
3/26/2019	14:15	20,201	14,926,826	17.5	25,157	779,860	*Checked system and re-filled AquaMag solution tank.															
4/9/2019	15:05	20,210	15,275,859	17.3	24,869	746,077	*Checked system and re-filled AquaMag solution tank.															
4/23/2019	13:30	20,065	15,626,835	17.5	25,188	755,652	*Checked system and re-filled AquaMag solution tank.															
4/30/2019	14:12	10,122	15,805,303	17.6	25,390	761,689	*Checked system and re-filled AquaMag solution tank.															
5/15/2019	10:40	21,388	16,182,206	17.6	25,376	786,654	<0.70	1.8	<0.38	<0.20	<0.70	200	4.9	<0.20	13.0	939	8.39	12.4	1165	7.37		
5/15/2019	15:10	270	16,186,930	17.5	25,195	781,035	*Turn off extraction well. Pump purge water from monitor wells sampling round through air stripper.															
5/15/2019	15:20	10	16,186,930	0.0	0	0	*Re-fill AquaMag solution tank. Re-start extraction well at 15:20.															
5/15/2019	15:25	5	16,187,016	17.2	24,768	767,808																
5/23/2019	9:35	11,170	16,381,506	17.4	25,073	777,264	*Automatic shut-down due to high blower pressure and high air stripper sump water level alarms.															
5/23/2019	11:22	107	16,381,506	0.0	0	0	*Clear alarms in control panel and re-start system at 11:22.															
5/23/2019	11:52	30	16,382,024	17.3	24,864	770,784																
5/28/2019	13:18	7,286	16,509,027	17.4	25,101	778,124	*Checked system and re-filled AquaMag solution tank.															
5/28/2019	13:36	18	16,509,334	17.1	24,560	761,360																
6/11/2019	14:05	20,189	16,857,585	17.2	24,839	745,180	*Checked system and re-filled AquaMag solution tank.															
6/25/2019	16:10	20,285	17,203,993	17.1	24,591	737,729	*Checked system and re-filled AquaMag solution tank.															
7/9/2019	14:35	20,065	17,550,253	17.3	24,850	770,349	*Checked system and re-filled AquaMag solution tank.															
7/18/2019	9:54	12,679	17,770,599	17.4	25,025	775,790	*System shut-down due to temporary power outage caused by thunderstorm.															
7/18/2019	14:06	252	17,770,599	0.0	0	0	*Re-start system at 14:06.															
7/18/2019	14:23	17	17,770,895	17.4	25,073	777,261																
7/23/2019	13:10	7,127	17,895,206	17.4	25,117	778,623	*Checked system and re-filled AquaMag solution tank.															
8/6/2019	14:05	20,215	18,246,977	17.4	25,058	776,802	*Checked system and re-filled AquaMag solution tank.															
8/27/2019	8:35	29,910	18,763,906	17.3	24,887	771,505	*Checked system and re-filled AquaMag solution tank. Took delivery of 55 gallons of AquaMag															
9/10/2019	0:28	19,673	19,101,416	17.2	24,705	741,139	*System shut-down due to temporary power outage caused by thunderstorm.															
9/10/2019	8:10	462	19,101,416	0.0	0	0	*Re-started by Tetra Tech personnel.															

Table 1. WPDES Effluent and Influent Discharge Monitoring Summary Sheet, Former Sta-Rite Facility, Deerfield, Wisconsin

Date	Time	Elapsed Time (min)	Meter Reading (gal)	Flow (gpm)	Effluent Results - WPDES parameters						Influent Results				Effluent Field Parameters			Influent Field Parameters			
					Flow (gal/day)	Flow (gal/month)	BETX (ug/l)	TCE (ug/l)	TCA (ug/l)	Vinyl Chloride (ug/l)	BETX (ug/l)	TCE (ug/l)	TCA (ug/l)	Vinyl Chloride (ug/l)	Temp (deg C)	electrical conduct. (µS/cm)	pH	Temp (deg C)	electrical conduct. (µS/cm)	pH	
9/10/2019	8:40	30	19,101,909	16.4	23,664	709,920															
9/17/2019	14:40	10,440	19,278,851	16.9	24,406	732,174															
9/17/2019	15:15	35	19,279,442	16.9	24,315	729,463	<0.70	1.3	<0.38	<0.20	<0.70	150	4.3	<0.20	13.5	928	8.05	12.2	943	7.05	
9/24/2019	13:48	9,993	19,450,155	17.1	24,600	737,997	*Checked system and re-filled AquaMag solution tank.														
10/1/2019	15:00	10,152	19,624,148	17.1	24,680	765,076	*Checked system and re-filled AquaMag solution tank.														
10/15/2019	15:00	20,160	19,972,874	17.3	24,909	772,179	*Checked system and re-filled AquaMag solution tank.														
10/29/2019	12:15	19,995	20,316,984	17.2	24,782	768,246	*Checked system and re-filled AquaMag solution tank.														
11/12/2019	14:50	20,315	20,665,165	17.1	24,680	740,410	<0.70	0.93	<0.38	<0.20	<0.70	150	3.9	<0.20	11.5	941	8.02	12.7	947	7.07	
11/13/2019	14:20	1,410	20,689,215	17.1	24,562	736,851	*Turn system off to pump purge water from sampling of monitor wells through air stripper.														
11/13/2019	14:30	10	20,689,215	0.0	0	0	*Re-start system.														
11/19/2019	15:20	8,690	20,835,184	16.8	24,188	725,646	*Checked system and re-filled AquaMag solution tank.														
12/3/2019	14:05	20,085	21,177,142	17.0	24,517	760,020	*Checked system and re-filled AquaMag solution tank.														
12/10/2019	14:19	10,094	21,348,642	17.0	24,466	758,447	*Checked system and re-filled AquaMag solution tank.														
12/10/2019	15:07	48	21,349,450	16.8	24,240	751,440															
12/31/2019	13:24	30,137	21,859,977	16.9	24,394	756,211	*Checked system and re-filled AquaMag solution tank.														
12/31/2019	14:08	44	21,860,713	16.7	24,087	746,705															
1/14/2020	15:30	20,242	22,201,763	16.8	24,262	752,123	*Checked system and re-filled AquaMag solution tank.														
1/28/2020	14:25	20,095	22,538,741	16.8	24,148	748,579	*Checked system and re-filled AquaMag solution tank.														
2/11/2020	14:40	20,175	22,875,429	16.7	24,031	696,907	*Checked system and re-filled AquaMag solution tank.														
2/13/2020	10:45	2,645	22,919,327	16.6	23,899	693,074	*Check system.														
2/25/2020	14:10	17,485	23,210,643	16.7	23,992	695,760	*Checked system and re-filled AquaMag solution tank.														
3/3/2020	15:00	10,130	23,380,452	16.8	24,139	748,299	*Check system.														
3/10/2020	13:50	10,010	23,547,035	16.6	23,964	742,884	<0.70	1.4	<0.38	<0.20	<0.70	200	4.6	<0.20	12.8	952	8.17	14.1	955	7.25	
3/24/2020	14:50	20,220	23,882,460	16.6	23,888	740,523	*Checked system and re-filled AquaMag solution tank.														
3/31/2020	13:00	9,970	24,045,927	16.4	23,610	731,912	*Check system.														
4/7/2020	8:07	9,787	24,204,603	16.2	23,347	700,399	*Take delivery of 45 gallons AquaMag.														
4/7/2020	13:39	332	24,209,836	15.8	22,697	680,920	*Re-fill AquaMag solution tank.														
4/14/2020	13:10	10,051	24,372,233	16.2	23,267	697,995	*Check system.														
4/21/2020	13:15	10,085	24,535,258	16.2	23,278	698,332	*Re-fill AquaMag solution tank.														
4/28/2020	13:05	10,070	24,698,023	16.2	23,275	698,257	*Check system.														
4/29/2020	6:50	1,065	24,715,266	16.2	23,314	699,434	*Rain storm caused temporary power interruption and system shut-down.														
5/5/2020	14:00	9,070	24,715,266	0.0	0	0	*System re-started by Tetra Tech personnel.														
5/5/2020	14:30	30	24,715,741	15.8	22,800	706,800	*Re-fill AquaMag solution tank.														
5/14/2020	8:40	12,610	24,923,019	16.4	23,670	733,774	<0.70	1.2	<0.38	<0.20	0.67	190	4.4	<0.20	13.1	965	7.85	13.2	974	6.90	
5/14/2020	8:50	10	24,923,183	16.4	23,616	732,096	*Turn system off to pump purge water from sampling of monitor wells through air stripper.														
5/14/2020	9:15	25	24,923,183	0.0	0	0	*Re-start system.														
5/19/2020	13:30	7,455	25,045,686	16.4	23,663	733,539	*Re-fill AquaMag solution tank.														
5/26/2020	13:25	10,075	25,209,947	16.3	23,478	727,803	*Check system.														

Table 1. WPDES Effluent and Influent Discharge Monitoring Summary Sheet, Former Sta-Rite Facility, Deerfield, Wisconsin

Date	Time	Elapsed Time (min)	Meter Reading (gal)	Flow (gpm)	Effluent Results - WPDES parameters						Influent Results				Effluent Field Parameters			Influent Field Parameters			
					Flow (gal/day)	Flow (gal/month)	BETX (ug/l)	TCE (ug/l)	TCA (ug/l)	Vinyl Chloride (ug/l)	BETX (ug/l)	TCE (ug/l)	TCA (ug/l)	Vinyl Chloride (ug/l)	Temp (deg C)	electrical conduct. (µS/cm)	pH	Temp (deg C)	electrical conduct. (µS/cm)	pH	
6/2/2020	14:15	10,130	25,375,044	16.3	23,469	704,066	*Re-fill AquaMag solution tank.														
6/9/2020	15:30	10,155	25,541,408	16.4	23,591	707,723	*Check system.														
6/16/2020	16:30	10,140	25,706,736	16.3	23,479	704,356	*Re-fill AquaMag solution tank.														
6/26/2020	7:00	13,830	25,932,061	16.3	23,461	703,835	*Rain storm caused temporary power interruption and system shut-down. Shut-down time is approximate.														
6/30/2020	14:10	6,190	25,932,061	0.0	0	0	* System re-started by Tetra Tech personnel.														
6/30/2020	14:25	15	25,932,295	15.6	22,464	673,920															
6/30/2020	14:40	15	25,932,537	16.1	23,232	696,960															
7/14/2020	11:00	19,940	26,257,490	16.3	23,467	704,011	*Check system.														
7/14/2020	11:09	9	26,257,636	16.2	23,360	700,800	*Re-fill AquaMag solution tank.														
7/21/2020	17:15	10,446	26,428,554	16.4	23,561	706,841	*Shut system down for move of treatment system building about 20 feet north of original location to accommodate														
7/21/2020	17:20	5	26,428,636	16.4	17,056	708,480	*expansion of Truckstar Collision building onto former Sta-Rite Deerfield property.														
9/10/2020	16:00	73,360	26,428,888	0.0	252	148	*Operate extraction well pump for several minutes to check for leaks before premanent re-start of system.														
9/15/2020	11:20	6,920	26,428,888	0.0	12,274	0	*Re-start treatment system with extraction well pump switch in HAND position.														
9/17/2020	7:10	2,630	26,472,511	16.6	23,885	716,545	*System check. Operating extraction well pump with switch in control panel in HAND position.														
9/17/2020	15:00	470	26,480,250	16.5	23,711	711,329															
9/22/2020	14:35	7,175	26,597,950	16.4	23,622	708,661	<0.70	0.85	<0.38	<0.20	<0.70	150	4.8	<0.20	15.6	963	7.71	14.4	985	6.67	
9/23/2020	8:15	1,060	26,614,639	15.7	22,672	680,155	*Turn system off to trouble-shoot issue with extraction well pump not being to operate with control panel switch in														
9/23/2020	10:25	130	26,615,349	5.5	7,865	235,938	*AUTO position. Electrician repairs faulty wiring in control. Extraction wll pump now able to operate when control														
9/23/2020	10:35	10	26,615,519	17.0	24,480	734,400	*panel switch is in the AUTO position.														
9/29/2020	12:20	8,745	26,762,037	16.8	24,126	723,794	*Check system.														
10/7/2020	12:20	11,520	26,954,351	16.7	24,039	745,217	*Check system. Re-fill AquaMag solution tank.														
10/20/2020	14:15	18,835	27,259,223	16.2	23,309	722,564	*Check system. Re-fill AquaMag solution tank.														
11/3/2020	15:15	20,220	27,583,518	16.0	23,095	692,856	*Check system. Re-fill AquaMag solution tank.														
11/11/2020	15:55	11,560	27,771,405	16.3	23,405	702,138	<0.70	0.53	<0.38	<0.20	<0.70	130	3.9	<0.20	12.9	980	7.75	12.9	995	6.96	
11/12/2020	13:45	1,310	27,792,855	16.4	23,579	707,359	*Leak around air stripper sump float switch fitting. Tried tightening fitting, but caused shut-down.														
11/12/2020	14:35	50	27,792,855	0.0	0	0	*Pump purge water from semi-annual groundwater sampling round through air stripper, then re-start system at 14:35.														
11/12/2020	15:25	50	27,793,665	16.2	23,328	699,840	*Moved float switch fitting back to original position before re-starting system. Fitting was not leaking after re-start.														
11/17/2020	14:35	7,150	27,911,418	16.5	23,715	711,459	*Check system. Re-fill AquaMag solution tank.														
11/24/2020	14:20	10,065	28,077,778	16.5	23,801	714,034	*Check system. Re-fill AquaMag solution tank.														
12/1/2020	14:30	10,090	28,243,853	16.5	23,701	734,746	*Check system. Re-fill AquaMag solution tank.														
12/15/2020	15:00	20,190	28,574,649	16.4	23,593	731,388	*Check system. Re-fill AquaMag solution tank.														
12/29/2020	12:45	20,025	28,901,495	16.3	23,504	728,610	*Check system. Re-fill AquaMag solution tank.														
1/12/2021	12:40	20,155	29,230,612	16.3	23,514	728,940	*Check system. Re-fill AquaMag solution tank.														
1/20/2021	12:40	11,520	29,420,883	16.5	23,784	737,300	*Check system. Re-fill AquaMag solution tank.														
1/26/2021	13:45	8,705	29,559,716	15.9	22,966	711,948	*Check system. Re-fill AquaMag solution tank.														
2/2/2021	13:25	10,060	29,714,458	15.4	22,150	620,199	*Check system. Re-fill AquaMag solution tank.														
2/16/2021	14:10	20,205	30,021,899	15.2	21,911	613,513	*Check system. Re-fill AquaMag solution tank.														
2/18/2021	11:45	2,735	30,063,103	15.1	10,169	607,439	*System shut-down due to air stripper blower motor failure.														

Table 1. WPDES Effluent and Influent Discharge Monitoring Summary Sheet, Former Sta-Rite Facility, Deerfield, Wisconsin

Date	Time	Elapsed Time (min)	Meter Reading (gal)	Flow (gpm)	Effluent Results - WPDES parameters					Influent Results				Effluent Field Parameters			Influent Field Parameters								
					Flow (gal/day)	Flow (gal/month)	BETX (ug/l)	TCE (ug/l)	TCA (ug/l)	Vinyl Chloride (ug/l)	BETX (ug/l)	TCE (ug/l)	TCA (ug/l)	Vinyl Chloride (ug/l)	Temp (deg C)	electrical conduct. (µS/cm)	pH	Temp (deg C)	electrical conduct. (µS/cm)	pH					
2/23/2021	15:01	7,396	30,063,120	0.0	3	93	*Take delivery of 50 gallons AquaMag. System down upon arrival due to air stripper blower motor failure.																		
3/10/2021	9:15	21,254	30,063,203	0.0	6	174	*Blower motor repaired and re-installed. System re-started at 9:15.																		
3/10/2021	10:35	80	30,064,503	16.3	23,400	725,400	<0.70	0.86	<0.38	<0.20	<0.70	160	4.5	<0.20	13.9	1127	7.70	13.6	1138	7.20					
3/10/2021	10:55	20	30,064,827	16.2	14,337	723,168																			
3/23/2021	12:25	18,810	30,367,821	16.1	23,196	719,067	*Check system. Re-fill AquaMag solution tank.																		
3/23/2021	12:40	15	30,368,063	16.1	23,232	720,192																			
3/30/2021	10:01	9,921	30,528,097	16.1	23,228	720,080	*Check system.																		
3/30/2021	10:11	10	30,528,258	16.1	23,184	718,704																			
4/6/2021	15:40	10,409	30,696,125	16.1	23,223	696,691	*Check system. Re-fill AquaMag solution tank.																		
4/13/2021	14:25	10,005	30,857,186	16.1	23,181	695,436	*Check system.																		
4/20/2021	13:14	10,009	31,018,081	16.1	23,148	694,441	*Check system. Re-fill AquaMag solution tank.																		
4/27/2021	11:42	9,988	31,178,439	16.1	23,119	693,579	*Check system. Re-fill AquaMag solution tank.																		
5/4/2021	13:40	10,198	31,342,741	16.1	23,200	719,204	*Check system.																		
5/13/2021	15:30	13,070	31,550,625	15.9	22,904	710,018	<0.70	0.77	<0.38	<0.20	<0.70	160	4.5	<0.20	15.2	1081	7.76	11.2	1103	7.00					
5/13/2021	15:50	20	31,550,945	16.0	23,040	714,240																			
5/14/2021	13:50	1,320	31,571,993	15.9	22,961	711,805	*Check system.																		
5/14/2021	13:55	5	31,572,072	15.8	22,752	705,312	*Turn off extraction well pump. Pump purge water from groundwater sampling round through air stripper. Re-start																		
5/14/2021	14:15	20	31,572,072	0.0	0	0	*extraction well pump at 14:15.																		
5/18/2021	12:25	5,650	31,663,832	16.2	23,387	724,985	*Check system.																		
5/25/2021	12:55	10,110	31,827,738	16.2	23,346	723,716	*Check system. Re-fill AquaMag solution tank.																		
5/28/2021	10:22	4,167	31,895,126	16.2	23,287	721,910	*Check system.																		
5/28/2021	10:32	10	31,895,287	16.1	23,184	718,704																			
6/1/2021	13:00	5,908	31,990,192	16.1	23,132	693,957	*Check system.																		
6/11/2021	8:20	14,120	32,216,982	16.1	23,129	693,862	*Check system.																		
6/15/2021	14:10	6,110	32,315,014	16.0	23,104	693,123	*Check system. Re-fill AquaMag solution tank.																		
6/23/2021	16:10	11,640	32,500,950	16.0	23,002	690,072	*Check system.																		
6/29/2021	14:00	8,510	32,636,385	15.9	22,917	687,520	*Check system. Re-fill AquaMag solution tank.																		
7/6/2021	13:45	10,065	32,796,325	15.9	22,883	709,361	*Check system.																		
7/14/2021	14:40	11,575	32,979,880	15.9	22,835	707,896	*System shut-down due to temporary power outage caused by thunderstorm.																		
7/14/2021	16:17	97	32,979,880	0.0	0	0	*Re-start system and re-fill AquaMag solution 35-gallon chemical tank.																		
7/14/2021	16:43	26	32,980,275	15.2	21,877	678,185																			
7/20/2021	14:00	8,477	33,113,158	15.7	22,573	699,764	*Check system.																		
7/27/2021	13:15	10,035	33,269,623	15.6	22,452	696,024	*Check system. Re-fill AquaMag solution tank.																		
8/3/2021	7:05	9,710	33,420,192	15.5	22,329	692,214	*System shut down so air stripper blower motor could be removed and tested by mechanical contractor.																		
8/17/2021	8:30	20,245	33,420,192	0.0	0	0	*Re-install blower motor. Secure motor to floor with new bolts to reduce vibration. Re-start at 8:30.																		
8/17/2021	10:15	105	33,421,856	15.8	22,821	707,438	* Filled AquaMag solution tank.																		
8/24/2021	14:30	10,335	33,587,542	16.0	23,085	715,648	*System check.																		
8/31/2021	14:40	10,090	33,748,370	15.9	22,953	711,532	*Check system. Re-fill AquaMag solution tank.																		

Table 1. WPDES Effluent and Influent Discharge Monitoring Summary Sheet, Former Sta-Rite Facility, Deerfield, Wisconsin

Date	Time	Elapsed Time (min)	Meter Reading (gal)	Flow (gpm)	Effluent Results - WPDES parameters						Influent Results				Effluent Field Parameters			Influent Field Parameters				
					Flow (gal/day)	Flow (gal/month)	BETX (ug/l)	TCE (ug/l)	TCA (ug/l)	Vinyl Chloride (ug/l)	BETX (ug/l)	TCE (ug/l)	TCA (ug/l)	Vinyl Chloride (ug/l)	Temp (deg C)	electrical conduct. (µS/cm)	pH	Temp (deg C)	electrical conduct. (µS/cm)	pH		
9/22/2021	9:20	31,360	34,245,465	15.9	22,826	684,774	*Check system. Re-fill AquaMag solution tank.															
9/28/2021	14:20	8,940	34,387,028	15.8	22,802	684,063	*System check.															
10/5/2021	14:30	10,090	34,546,619	15.8	22,776	706,060	*Check system. Re-fill AquaMag solution tank.															
10/5/2021	14:50	20	34,546,935	15.8	22,752	705,312	0.268	0.588	<0.379	<0.204	<0.70	129	3.3	<0.204	14.2	1101	7.32	15.0	1092	6.87		
10/13/2021	11:35	11,325	34,725,753	15.8	22,737	704,851	*System check.															
10/19/2021	13:20	8,745	34,863,735	15.8	22,721	704,347	*Check system. Re-fill AquaMag solution tank.															
10/26/2021	11:50	9,990	35,020,987	15.7	22,667	702,676	*System check.															
11/2/2021	15:05	10,275	35,182,123	15.7	22,583	677,477	*Check system. Re-fill AquaMag solution tank.															
11/9/2021	12:10	9,905	35,337,987	15.7	22,660	679,790	*Check system.															
11/17/2021	14:10	11,640	35,519,803	15.6	22,493	674,781	*Check system. Start groundwater sampling round.															
11/18/2021	8:35	1,105	35,537,051	15.6	22,477	674,311	*Check system. Re-fill AquaMag solution tank.															
11/18/2021	13:30	295	35,541,643	15.6	22,415	672,456	*Turn off extraction well pump. Pump purge water from groundwater sampling round through air stripper. Re-start															
11/18/2021	14:00	30	35,541,643	0.0	0	0	*pump at 14:00.															
11/18/2021	14:05	5	35,541,722	15.8	22,752	682,560																
11/23/2021	13:50	7,185	35,654,032	15.6	22,509	675,267	*Check system. Light bulb burned out.															
11/30/2021	8:45	9,775	35,807,014	15.7	22,536	676,094	*Take delivery of 55 gallons AquaMag. Re-fill AquaMag solution tank.															
12/2/2021	12:50	3,125	35,855,888	15.6	22,521	675,634	*Check system. Change light bulbs.															
12/7/2021	13:00	7,210	35,968,492	15.6	22,490	674,687	*Check system. Re-fill AquaMag solution tank.															
12/21/2021	8:41	19,901	36,278,485	15.6	22,431	695,346	*Check system. Start groundwater sampling round.															
12/22/2021	11:38	1,617	36,303,638	15.6	22,400	694,391	<0.73	0.54	<0.38	<0.20	<0.73	150	4.5	<0.20	10.6	1102	8.08	14.1	1135	7.56		
12/22/2021	12:05	27	36,303,638	0.0	0	0	* Re-start well pump at 12:05. Re-fill AquaMag solution tank.															
12/28/2021	10:05	8,520	36,437,240	15.7	22,581	699,999	*Check system.															
1/4/2022	9:17	10,032	36,593,500	15.6	22,430	695,320	*Check system. Re-fill AquaMag solution tank.															

Table 1. WPDES System Effluent and Influent Discharge Monitoring Summary Sheet, Former Sta-Rite Facility, Deerfield, Wisconsin

Notes:

NM : Not Measured

- (1) On 6/8/00 sampling date, discovered pump was shut off, had been for approximately one week. Went off on Thursday evening June 1 at 6:04 pm. The flow rate for the 6/8/00 sampling date, therefore, is based on a one week flow time.
- (2) System shut down for one to two days on three occasions during the month of September 2000 due to power outage and circuit overload.
- (3) System was shut down for approximately one week during the first two weeks of October due to circuit overload on the air stripper blower motor. Circuit overload due to dirty air filter. Air filter cleaned and system re-started on October 13.
- (4) System shut down in the evening on 10/17/00. Autodialer did not call in alarm condition so system was not checked until routine bi-monthly check on 11/7/00. When re-started on 11/7/00, a small stream of water started to pour out of air exhaust vent of air stripper after 15 minutes of operation so system was shut off. Inspection of air stripper revealed calcium carbonate scale build-up on air stripper trays. Air stripper trays were cleaned and system re-started on 11/9/00 at 12:15.
- (5) System shut down on 1/4/01 due to high water level in air stripper sump alarm condition. Air stripper cleaned, but alarm condition could not be cleared. Electrician called in to trouble-shoot system controls. System re-started on 1/31/01.
- (6) System shut down on Saturday, 2/9/02 at 11:40. Re-start system on Monday, 2/11/02.
- (7) Turned system off on 2/25/02 to replace bag filters on groundwater discharge line and air filter on air stripper blower motor. System re-started the same day.
- (8) System turned off for several hours on 4/3/02 to fix leak on bag filter housing.
- (9) Electric Company cut power over the weekend (4/13/02). System re-started on Monday, 4/15/02.
- (10) System shut down from 5/1/02 through 5/17/02. Air stripper cleaned during this period.
- (11) System shut down on Saturday, 6/28/02. Changed bag filters and re-started system on Monday, 7/1/02.
- (12) Lost power on Saturday, 8/17/02 due to thunder storm. Re-start system on Monday, 8/19/02.
- (13) Turned system off on 11/1/02 and cleaned air stripper. Re-started system the same day.
- (14) System shut down on 12/9/02. Changed filter on air stripper blower motor and re-started system the same day.
- (15) System down on 1/7/03. Autodialer didn't call in alarm condition so time when system shut down is unknown. Removed scale from bottom two trays and re-start system. Water meter not working after system re-started.
- (16) GeoTrans personnel made site visit on 1/10/03 to check water meter and other system components. Water meter was operating on 1/10/03. Removed calcium carbonate scale from discharge pipe outlet in storm sewer manhole, disconnected chemical feed pump and took it in to be serviced as it was not working. Measured pumping rate of extraction well using water meter and stopwatch. Calculated pumping rate for extraction well = 26 gpm.
- (17) System down on 4/21/03. Re-started system at 10:55.
- (18) System shut down on 6/23/03 about 10:43 due to power outage. Re-started system at 15:48.
- (19) System shut down on 6/24/03 in the morning. Cleaned air stripper air filter and re-started system the same day.
- (20) Leak discovered in discharge line near extraction well manhole on 7/1/03. Shut system down pending repair of leak.
- (21) Leak in discharge line repaired on 7/10/03. System re-started at 13:42.
- (22) System shut down in the morning on 7/24/03. Re-started system at 13:27.
- (23) System down from approximately 10/28/03 to 11/19/03 for repairs to control panel and float switch. Repairs completed on 11/19/03, but water meter not working. Shut system down to replace portion of discharge line. System re-started on 12/3/03 at 14:00 and water meter was operating.
- (24) Shut system off at 13:05 on June 15, 2004. Water was backing up into air stripper due to obstruction in underground PVC discharge line. Replaced 10-foot section of discharge line on September 21, 2004. Obstruction in discharge line was build-up of calcium carbonate scale in low spot of discharge line. Re-start system at 11:20 on September 21.
- (25) System was shut down from April 13 through June 30, 2005 due to malfunctioning pump switch in control panel. Pump would not operate when pump switch in control panel was in the "Auto" position. New switch ordered and installed by Pentair Water personnel. Air stripper trays also de-scaled during this time period. Float switch in air stripper sump also had to be ordered and replaced.
- (26) System off when Pentair Water personnel arrived to collect monthly effluent sample on August 2. Replaced fuse in control panel and re-started system. Based on average flow rate of 25 gpm, system likely shut down on July 8.
- (27) System shut down on August 15, 2005; alarm condition 2 exists (high water level in air stripper sump). Air stripper trays de-scaled and system re-started on September 9, 2005 prior to collecting monthly samples.
- (28) System shut down sometime prior to November 1, 2005. Blower pressure gauge not working. New pressure gauge ordered.

Table 2. Summary of Monitor Well Sampling VOCs Analytical Results, Former Sta-Rite Facility, Deerfield, WI.

2/17/2022

WELL ID	Sample Date	Trichloroethene (ug/L)	cis-1,2-Dichloroethene (ug/L)	trans-1,2-Dichloroethene (ug/L)	1,1,1-Trichloroethane (ug/L)	1,1-Dichloroethene (ug/L)	1,2-Dichloroethane (ug/L)	1,1-Dichloroethane (ug/L)	Vinyl Chloride (ug/L)	Benzene (ug/L)	Carbon Tetrachloride	1,1-Dichloropropene	Ethylbenzene (ug/L)	Tetrachloroethene (ug/L)	Toluene (ug/L)	Xylenes (Total) (ug/L)	
NR 140	ES	5	70	100	200	7	5	850	0.2	5	5		700	5	800	2000	
NR 140	PAL	0.5	7	20	40	0.7	0.5	85	0.02	0.5	0.5		140	0.5	160	400	
MW-10S (duplicate) MW-10S	1-Apr-94	3	<1	<1	25	1	<1	<1	<1	<1	<1	<1	<1	<1	1	<1	
	1-May-94	8	<4	<4	100	<4	26	<4	<4	<4	<4	<4	<4	<4	<4	<4	
	12-Mar-96	5	<0.5	<0.5	64	2	<0.5	12	<0.5	<0.5	<0.5	<15	<0.5	<0.5	<0.5	<15	
	18-Dec-96	7.4	<0.5	<0.5	149	5.1	<0.5	22.8	<0.5	<0.5	<0.5	<0.5	<0.5	0.7	<0.5	<0.5	
	Mar-00 through Dec-02: Could not sample, roots blocking well screen.																
	21-Mar-03	1.6	8.8	<0.50	2.0	<0.50	<0.50	<0.50	<0.50	<0.25	<0.50	<0.50	<0.50	<0.50	<0.50	<0.25	<0.50
	12-Jun-03	<0.25	<0.50	<0.50	0.63	0.85	<0.50	<0.50	<0.50	<0.25	<0.50	<0.50	<0.50	<0.50	<0.50	<0.25	<0.50
	12-Jun-03	<0.25	<0.50	<0.50	<0.50	<0.50	<0.50	<0.50	<0.50	<0.25	<0.50	<0.50	<0.50	<0.50	<0.50	<0.25	<0.50
	23-Sep-03	<0.25	<0.50	<0.50	1.6	<0.50	<0.50	<0.50	<0.25	<0.25	<0.50	<0.50	<0.50	<0.50	<0.50	<0.25	<0.50
	19-Dec-03	<0.20	<0.50	<0.50	3.2	<0.50	<0.50	<0.50	<0.20	<0.20	<0.50	<0.50	<0.50	<0.50	<0.50	<0.20	<0.50
	18-Mar-04	<0.20	<0.50	<0.50	2.4	<0.50	<0.50	<0.50	<0.20	<0.20	<0.50	<0.50	<0.50	<0.50	<0.50	<0.20	<0.50
	22-Jun-04	<0.20	<0.50	<0.50	2.2	<0.50	<0.50	<0.50	<0.20	<0.20	<0.50	<0.50	<0.50	<0.50	<0.50	<0.20	<0.50
	8-Sep-04	<0.20	<0.50	<0.50	1.8	<0.50	<0.50	0.72	<0.20	<0.20	<0.50	<0.50	<0.50	<0.50	<0.50	<0.20	<0.50
	28-Dec-04	<0.20	<0.50	<0.50	2.4	<0.50	<0.50	<0.50	<0.20	<0.20	<0.50	<0.50	<0.50	<0.50	<0.50	<0.20	<0.50
	16-Mar-05	<0.20	<0.50	<0.50	1.5	<0.50	<0.50	<0.50	<0.20	<0.20	<0.50	<0.50	<0.50	<0.50	<0.50	<0.20	<0.50
	29-Jun-05	<0.20	<0.50	<0.50	2.8	<0.50	<0.50	0.69	<0.20	<0.20	<0.50	<0.50	<0.50	<0.50	<0.50	<0.20	<0.50
	20-Sep-05	<0.20	<0.50	<0.50	2.7	<0.50	<0.50	0.90	<0.20	<0.20	<0.50	<0.50	<0.50	<0.50	<0.50	<0.20	<0.50
	29-Dec-05	<0.20	<0.50	<0.50	3.2	<0.50	<0.50	0.92	<0.20	<0.20	<0.50	<0.50	<0.50	<0.50	<0.50	<0.20	<0.50
	16-May-06	0.32	<0.50	<0.50	5.9	<0.50	<0.50	<0.50	<0.20	<0.20	<0.50	<0.50	<0.50	<0.50	<0.50	<0.20	<0.50
	21-Nov-06	0.33	<0.50	<0.50	4.5	<0.50	<0.50	<0.50	<0.20	<0.20	<0.50	<0.50	<0.50	<0.50	<0.50	<0.20	<0.50
22-May-07	<0.20	<0.50	<0.50	3.3	<0.50	<0.50	<0.50	<0.20	<0.20	<0.50	<0.50	<0.50	<0.50	<0.50	<0.20	<0.50	
4-Dec-07	0.77	<0.50	<0.50	4.5	<0.50	<0.50	<0.50	<0.20	<0.20	<0.50	<0.50	<0.50	<0.50	<0.50	<0.20	<0.50	
29-May-08	0.20	<0.50	<0.50	2.8	<0.50	<0.50	<0.50	<0.20	<0.20	<0.50	<0.50	<0.50	<0.50	<0.50	<0.50	<0.50	
MW-10S	25-Nov-08	3.8	<0.50	<0.50	10	<0.50	<0.50	0.77	<0.20	<0.20	<0.50	<0.50	<0.50	<0.50	<0.50	<0.50	

Table 2. Summary of Monitor Well Sampling VOCs Analytical Results, Former Sta-Rite Facility, Deerfield, WI.

2/17/2022

WELL ID	Sample Date	Chloroform (ug/L)	Chloromethane (ug/L)	sec-Butylbenzene (ug/L)	Isopropylbenzene (ug/L)	n-propylbenzene (ug/L)	Naphthalene (ug/L)	1,2,4-trimethylbenzene (ug/L)	1,3,5-trimethylbenzene (ug/L)	1,1,2-Trichloroethane (ug/L)	Methylene Chloride (ug/L)	Methyl-t-butyl-ether (ug/L)	1,1,2,2-Tetrachloroethane (ug/L)	Bromodichloromethane (ug/L)	Total VOCs (ug/L)	
NR 140	ES	6	30	--	--	--	100	480*	480*	5	5	60	0.2	0.6	--	
NR 140	PAL	0.6	3	--	--	--	10	96*	96*	0.5	0.5	12	0.02	0.06	--	
MW-10S (duplicate) MW-10S	1-Apr-94	<1	<1	<1	<1	<1	<1	<1	<1	<1	<1	<1	<1	<1	30	
	1-May-94	<4	<4	<4	<4	<4	<4	<4	<4	<4	<4	<4	<4	<4	134	
	12-Mar-96	<0.5	<0.5	<0.5	<0.5	<0.5	<0.5	<0.5	<0.5	<0.5	<0.5	<0.5	<0.5	<0.5	83	
	18-Dec-96	<0.5	<0.5	<0.5	<0.5	<0.5	<0.5	<0.5	<0.5	<0.5	<0.5	<0.5	<0.5	<0.5	185	
	Mar-00 thro														NA	
	21-Mar-03	0.58	<0.25	<0.25	<0.25	<0.50	<0.25	<0.25	<0.25	<0.25	<0.25	<1.0	<0.50	<0.25	<0.50	12.98
	12-Jun-03	<0.25	<0.25	<0.25	<0.25	<0.50	<0.25	<0.25	<0.25	<0.25	<0.25	<1.0	<0.50	<0.25	<0.25	1.48
	12-Jun-03	<0.25	<0.25	<0.25	<0.25	<0.50	<0.25	<0.25	<0.25	<0.25	<0.25	<1.0	<0.50	<0.25	<0.25	0
	23-Sep-03	<0.25	<0.25	<0.25	<0.25	<0.50	<0.25	<0.25	<0.25	<0.25	<0.25	<1.0	<0.50	<0.25	<0.25	1.6
	19-Dec-03	<0.20	<0.20	<0.20	<0.20	<0.50	<0.20	<0.20	<0.20	<0.20	<0.20	<1.0	<0.50	<0.20	<0.20	3.2
	18-Mar-04	<0.20	<0.20	<0.25	<0.20	<0.50	<0.25	<0.20	<0.20	<0.25	<1.0	<0.50	<0.20	<0.20	2.4	
	22-Jun-04	<0.20	<0.20	<0.25	<0.20	<0.50	<0.25	<0.20	<0.20	<0.25	<1.0	<0.50	<0.20	<0.20	2.2	
	8-Sep-04	<0.20	<0.20	<0.25	<0.20	<0.50	<0.25	<0.20	<0.20	<0.25	<1.0	<0.50	<0.20	<0.20	2.52	
	28-Dec-04	<0.20	<0.20	<0.25	<0.20	<0.50	<0.25	<0.20	<0.20	<0.25	<1.0	<0.50	<0.20	<0.20	2.4	
	16-Mar-05	<0.20	<0.20	<0.25	<0.20	<0.50	<0.25	<0.20	<0.20	<0.25	<1.0	<0.50	<0.20	<0.20	1.5	
	29-Jun-05	<0.20	<0.20	<0.25	<0.20	<0.50	<0.25	<0.20	<0.20	<0.25	<1.0	<0.50	<0.20	<0.20	3.49	
	20-Sep-05	<0.20	<0.20	<0.25	<0.20	<0.50	<0.25	<0.20	<0.20	<0.25	<1.0	<0.50	<0.20	<0.20	3.6	
	29-Dec-05	<0.20	<0.20	<0.25	<0.20	<0.50	<0.25	<0.20	<0.20	<0.25	<1.0	<0.50	<0.20	<0.20	4.12	
	16-May-06	<0.20	<0.20	<0.25	<0.20	<0.50	<0.25	<0.20	<0.20	<0.25	<1.0	<0.50	<0.20	<0.20	6.22	
	21-Nov-06	<0.20	<0.20	<0.25	<0.20	<0.50	<0.25	<0.20	<0.20	<0.25	<1.0	<0.50	<0.20	<0.20	4.83	
22-May-07	<0.20	<0.20	<0.25	<0.20	<0.50	<0.25	<0.20	<0.20	<0.25	<1.0	<0.50	<0.20	<0.20	3.3		
4-Dec-07	<0.20	<0.20	<0.25	<0.20	<0.50	<0.25	<0.20	<0.20	<0.25	<1.0	<0.50	<0.20	<0.20	5.27		
29-May-08	<0.20	<0.50	<0.25	<0.20	<0.50	<0.25	<0.20	<0.20	<0.25	<1.0	<0.50	<0.20	<0.20	3		
MW-10S	25-Nov-08	<0.20	<0.30	<0.25	<0.20	<0.50	<0.25	<0.20	<0.20	<0.25	<1.0	<0.50	<0.20	<0.20	14.57	

Table 2. Summary of Monitor Well Sampling VOCs Analytical Results, Former Sta-Rite Facility, Deerfield, WI.

2/17/2022

WELL ID	Sample Date	Trichloroethene (ug/L)	cis-1,2-Dichloroethene (ug/L)	trans-1,2-Dichloroethene (ug/L)	1,1,1-Trichloroethane (ug/L)	1,1-Dichloroethene (ug/L)	1,2-Dichloroethane (ug/L)	1,1-Dichloroethane (ug/L)	Vinyl Chloride (ug/L)	Benzene (ug/L)	Carbon Tetrachloride	1,1-Dichloropropene	Ethylbenzene (ug/L)	Tetrachloroethene (ug/L)	Toluene (ug/L)	Xylenes (Total) (ug/L)
NR 140	ES	5	70	100	200	7	5	850	0.2	5	5		700	5	800	2000
NR 140	PAL	0.5	7	20	40	0.7	0.5	85	0.02	0.5	0.5		140	0.5	160	400
MW-10S	19-May-09	<0.20	<0.50	<0.50	2.4	<0.50	<0.50	<0.50	<0.20	<0.20	<0.50	<0.50	<0.50	<0.50	<0.50	<0.50
	18-Nov-09	0.20	<0.50	<0.50	5.0	<0.50	<0.50	<0.50	<0.20	<0.20	<0.50	<0.50	<0.50	<0.50	<0.50	<0.50
	13-May-10	<0.20	<0.50	<0.50	3.5	<0.50	<0.50	<0.50	<0.20	<0.20	<0.80	<0.50	<0.50	<0.50	<0.50	<0.50
	16-Nov-10	<0.20	<0.50	<0.50	4.1	<0.50	<0.50	<0.50	<0.20	<0.20	<0.80	<0.50	<0.50	<0.50	<0.50	<0.50
	12-May-11	<0.20	<0.50	<0.50	3.2	<0.50	<0.50	<0.50	<0.20	<0.20	<0.80	<0.50	<0.50	<0.50	<0.50	<0.50
	9-Nov-11	<0.20	<0.50	<0.50	4.1	<0.50	<0.50	<0.50	<0.20	<0.20	<0.80	<0.50	<0.50	<0.50	<0.50	<0.50
	10-May-12	<0.19	<0.12	<0.25	<0.20	<0.31	<0.28	<0.19	<0.10	<0.074	<0.26	<0.34	<0.13	<0.17	<0.11	<0.068
	12-Dec-12	<0.19	<0.12	<0.25	4.8	<0.31	<0.28	<0.19	<0.10	<0.074	<0.26	<0.34	<0.13	<0.17	<0.11	<0.068
	5-Jun-13	<0.19	<0.12	<0.25	2.9	<0.31	<0.28	<0.19	<0.10	<0.074	<0.26	<0.34	<0.13	<0.17	<0.11	<0.068
	12-Nov-13	0.62	<0.12	<0.25	3.4	<0.31	<0.28	<0.19	<0.10	<0.074	<0.26	<0.34	<0.13	<0.17	<0.11	<0.068
	13-May-14	<0.19	<0.12	<0.25	2.8	<0.31	<0.28	<0.19	<0.10	<0.074	<0.26	<0.34	<0.13	<0.17	<0.11	<0.068
	6-Nov-14	<0.19	<0.12	<0.25	3.9	<0.31	<0.28	<0.19	<0.10	<0.074	<0.26	<0.34	<0.13	<0.17	<0.11	<0.068
	14-May-15	<0.19	<0.12	<0.25	4.0	<0.31	<0.28	<0.19	<0.10	<0.074	<0.26	<0.34	<0.13	<0.17	<0.11	<0.068
	11-Nov-15	<0.16	<0.41	<0.35	3.3	<0.39	<0.39	<0.41	<0.20	<0.15	<0.38	<0.30	<0.18	<0.37	<0.15	<0.22
	18-May-16	<0.16	<0.41	<0.35	2.7	<0.39	<0.39	<0.41	<0.20	<0.15	<0.38	<0.30	<0.18	<0.37	<0.15	<0.22
	28-Nov-16	<0.16	<0.41	<0.35	4.4	<0.39	<0.39	<0.41	<0.20	<0.15	<0.38	<0.30	<0.18	<0.37	<0.15	<0.22
	17-May-17	<0.16	<0.41	<0.35	2.5	<0.39	<0.39	<0.41	<0.20	<0.15	<0.38	<0.30	<0.18	<0.37	<0.15	<0.22
	15-Nov-17	<0.16	<0.41	<0.35	3.5	<0.39	<0.39	<0.41	<0.20	<0.15	<0.38	<0.30	<0.18	<0.37	<0.15	<0.22
	9-May-18	<0.48	<0.41	<0.37	4.3	<0.36	<0.50	<0.38	<0.50	<0.43	<0.33	<0.34	<0.33	<0.74	<0.48	<0.23
	28-Nov-18	<0.16	<0.41	<0.35	7.8	<0.39	<0.39	<0.41	<0.20	<0.15	<0.38	<0.30	<0.18	<0.37	<0.15	<0.22
15-May-19	0.34	<0.41	<0.35	2.8	<0.39	<0.39	<0.41	<0.20	<0.15	<0.38	<0.30	<0.18	<0.37	<0.15	<0.22	
11-Nov-19	0.19	<0.41	<0.35	5.1	<0.39	<0.39	<0.41	<0.20	<0.15	<0.38	<0.30	<0.18	<0.37	<0.15	<0.22	
13-May-20	<0.16	<0.41	<0.35	3.2	<0.39	<0.39	<0.41	<0.20	<0.15	<0.38	<0.30	<0.18	<0.37	<0.15	<0.22	
12-Nov-20	<0.16	<0.41	<0.35	3.3	<0.39	<0.39	<0.41	<0.20	<0.15	<0.38	<0.30	<0.18	<0.37	<0.15	<0.22	
MW-10S	13-May-21	<0.16	<0.41	<0.35	<0.38	<0.39	<0.39	<0.41	<0.20	<0.15	<0.38	<0.30	<0.18	<0.37	<0.15	<0.22

Table 2. Summary of Monitor Well Sampling VOCs Analytical Results, Former Sta-Rite Facility, Deerfield, WI.

2/17/2022

WELL ID	Sample Date	Chloroform (ug/L)	Chloromethane (ug/L)	sec-Butylbenzene (ug/L)	Isopropylbenzene (ug/L)	n-propylbenzene (ug/L)	Naphthalene (ug/L)	1,2,4-trimethylbenzene (ug/L)	1,3,5-trimethylbenzene (ug/L)	1,1,2-Trichloroethane (ug/L)	Methylene Chloride (ug/L)	Methyl-t-butyl-ether (ug/L)	1,1,2,2-Tetrachloroethane (ug/L)	Bromodichloromethane (ug/L)	Total VOCs (ug/L)
NR 140	ES	6	30	--	--	--	100	480*	480*	5	5	60	0.2	0.6	--
NR 140	PAL	0.6	3	--	--	--	10	96*	96*	0.5	0.5	12	0.02	0.06	--
MW-10S	19-May-09	<0.20	<0.30	<0.25	<0.20	<0.50	<0.25	<0.20	<0.20	<0.25	<1.0	<0.50	<0.20	<0.20	2.4
	18-Nov-09	<0.20	<0.30	<0.25	<0.20	<0.50	<0.25	<0.20	<0.20	<0.25	<1.0	<0.50	<0.20	<0.20	5.2
	13-May-10	<0.20	<0.30	<0.25	<0.20	<0.50	<0.25	<0.20	<0.20	<0.25	<1.0	<0.50	<0.20	<0.20	3.5
	16-Nov-10	<0.20	<0.30	<0.25	<0.20	<0.50	<0.25	<0.20	<0.20	<0.25	<1.0	<0.50	<0.20	<0.20	4.1
	12-May-11	<0.20	<0.30	<0.25	<0.20	<0.50	<0.25	<0.20	<0.20	<0.25	<1.0	<0.50	<0.20	<0.20	3.2
	9-Nov-11	<0.20	<0.30	<0.25	<0.20	<0.50	<0.25	<0.20	<0.20	<0.25	<1.0	<0.50	<0.20	<0.20	4.1
	10-May-12	<0.20	<0.18	<0.15	<0.14	<0.13	<0.16	<0.14	<0.18	<0.28	<0.68	<0.24	<0.23	<0.17	0
	12-Dec-12	<0.20	<0.18	<0.15	<0.14	<0.13	<0.16	<0.14	<0.18	<0.28	<0.68	<0.24	<0.23	<0.17	4.8
	5-Jun-13	<0.20	<0.18	<0.15	<0.14	<0.13	<0.16	<0.14	<0.18	<0.28	<0.68	<0.24	<0.23	<0.17	2.9
	12-Nov-13	<0.20	<0.18	<0.15	<0.14	<0.13	<0.16	<0.14	<0.18	<0.28	<0.68	<0.24	<0.23	<0.17	4.02
	13-May-14	<0.20	<0.18	<0.15	<0.14	<0.13	<0.16	<0.14	<0.18	<0.28	<0.68	<0.24	<0.23	<0.17	2.8
	6-Nov-14	<0.20	<0.18	<0.15	<0.14	<0.13	<0.16	<0.14	<0.18	<0.28	<0.68	<0.24	<0.23	<0.17	3.9
	14-May-15	<0.20	<0.18	<0.15	<0.14	<0.13	<0.16	<0.14	<0.18	<0.28	<0.68	<0.24	<0.23	<0.17	4
	11-Nov-15	<0.37	<0.32	<0.40	<0.39	<0.41	<0.34	<0.36	<0.25	<0.35	<1.6	<0.39	<0.46	<0.37	3.3
	18-May-16	<0.37	<0.32	<0.40	<0.39	<0.41	<0.34	<0.36	<0.25	<0.35	<1.6	<0.39	<0.40	<0.37	2.7
	28-Nov-16	<0.37	<0.32	<0.40	<0.39	<0.41	<0.34	<0.36	<0.25	<0.35	<1.6	<0.39	<0.40	<0.37	4.4
	17-May-17	<0.37	<0.32	<0.40	<0.39	<0.41	<0.34	<0.36	<0.25	<0.46	<1.6	<0.39	<0.40	<0.37	2.5
	15-Nov-17	<0.37	<0.32	<0.40	<0.39	<0.41	<0.34	<0.36	<0.25	<0.46	<1.6	<0.39	<0.40	<0.37	3.5
	9-May-18	<0.50	<0.40	<0.42	<0.35	<0.38	<2.5	<0.47	<0.31	<0.37	<2.5	<0.30	<0.62	<0.44	4.3
	28-Nov-18	<0.37	<0.32	<0.40	<0.39	<0.41	<0.34	<0.36	<0.25	<0.35	<1.6	<0.39	<0.40	<0.37	7.8
15-May-19	<0.37	<0.32	<0.40	<0.39	<0.41	<0.34	<0.36	<0.25	<0.35	<1.6	<0.39	<0.40	<0.37	3.14	
11-Nov-19	<0.37	<0.32	<0.40	<0.39	<0.41	<0.34	0.61	<0.25	<0.35	<1.6	<0.39	<0.40	<0.37	5.9	
13-May-20	<0.37	<0.32	<0.40	<0.39	<0.41	<0.34	<0.36	<0.25	<0.35	<1.6	<0.39	<0.40	<0.37	3.2	
12-Nov-20	<0.37	<0.32	<0.40	<0.39	<0.41	<0.34	<0.36	<0.25	<0.35	<1.6	<0.39	<0.40	<0.37	3.3	
MW-10S	13-May-21	<0.37	<0.32	<0.40	<0.39	<0.41	<0.34	<0.36	<0.25	<0.35	1.7	<0.39	<0.40	<0.37	1.7

Table 2. Summary of Monitor Well Sampling VOCs Analytical Results, Former Sta-Rite Facility, Deerfield, WI.

2/17/2022

WELL ID	Sample Date	Trichloroethene (ug/L)	cis-1,2-Dichloroethene (ug/L)	trans-1,2-Dichloroethene (ug/L)	1,1,1-Trichloroethane (ug/L)	1,1-Dichloroethene (ug/L)	1,2-Dichloroethane (ug/L)	1,1-Dichloroethane (ug/L)	Vinyl Chloride (ug/L)	Benzene (ug/L)	Carbon Tetrachloride	1,1-Dichloropropene	Ethylbenzene (ug/L)	Tetrachloroethene (ug/L)	Toluene (ug/L)	Xylenes (Total) (ug/L)
NR 140	ES	5	70	100	200	7	5	850	0.2	5	5		700	5	800	2000
NR 140	PAL	0.5	7	20	40	0.7	0.5	85	0.02	0.5	0.5		140	0.5	160	400
MW-10S	21-Dec-21	<0.16	<0.41	<0.35	2.9	<0.39	<0.39	<0.41	<0.20	<0.15	<0.38	<0.30	<0.18	<0.37	<0.15	<0.22
MW-10I	1-Apr-94	2800	<1700	<1700	69000	5000	<1700	2600	<1700	<1700	<1700	<1700	<1700	<1700	<1700	<1700
MW-10I	1-May-94	19000	<2500	<2500	54000	2200	<2500	<2500	<2500	<2500	<2500	<2500	<2500	<2500	<2500	<2500
MW-10I	12-Mar-96	3000	<0.5	<0.5	52000	2700	<0.5	3900	<0.5	<0.5	<0.5	<0.5	<0.5	<0.5	<0.5	<0.5
MW-10I	18-Dec-96	1780	<5	<0.5	32500	2820	<0.5	2360	<0.5	<0.5	<0.5	<0.5	<0.5	37.7	32	<0.5
MW-10I	11-Mar-00	1900	<250	<250	51000	2600	<250	1300	<250	<100	<250	<250	<250	<250	<100	<250
(duplicate)	11-Mar-00	2100	<250	<250	56000	3100	<250	1200	<250	<100	<250	<250	<250	<250	<100	<250
MW-10I	17-May-00	1100	<200	<200	30000	1300	<200	740	<200	<80	<200	<200	<200	<200	<80	<200
MW-10I	15-Sep-00	640	<100	<100	17000	750	<100	610	<100	<40	<100	<100	<100	<100	<40	<100
MW-10I	16-Mar-01	820	<120	<120	21000	820	<120	820	<120	<50	<120	<120	<120	<120	<50	<120
MW-10I	26-Jun-01	530	<100	<100	13000	600	<100	640	<100	<40	<100	<100	<100	<100	<40	<100
MW-10I	20-Sep-01	660	<100	<100	14000	560	<100	830	<100	<40	<100	<100	<100	<100	<40	<100
(duplicate)	20-Sep-01	700	<100	<100	17000	650	<100	880	<100	<40	<100	<100	<100	<100	<40	<100
MW-10I	18-Dec-01	300	<100	<100	7600	440	<100	260	<100	<40	<100	<100	<100	<100	<40	<100
MW-10I	27-Mar-02	210	<62	<62	3100	100	<62	140	<62	<25	<62	<62	<62	<62	<25	<62
MW-10I	6-Jun-02	280	<50	<50	5300	190	<50	250	<50	<20	<50	<50	<50	<50	<20	<50
MW-10I	5-Sep-02	150	<25	<25	3000	110	<25	110	<25	<10	<25	<25	<25	<25	<10	<25
MW-10I	11-Dec-02	120	<12	<12	1800	69	<12	97	<12	<5.0	<12	<12	<12	<12	<5.0	<12
(duplicate)	11-Dec-02	120	<12	<12	2000	79	<12	97	<12	<5.0	<12	<12	<12	<12	<5.0	<12
MW-10I	20-Mar-03	76	<5.0	<0.50	750	27	<0.50	62	<0.50	<0.25	<0.50	<0.50	<0.50	3.6	<0.25	<0.50
(duplicate)	20-Mar-03	75	<5.0	<5.0	730	26	<5.0	77	<5.0	<2.5	<5.0	<5.0	<5.0	<5.0	<2.5	<5.0
MW-10I	12-Jun-03	240	<50	<50	4500	110	<50	300	<50	<25	<50	<50	<50	<50	<25	<50
MW-10I	23-Sep-03	98	<12	<12	1300	52	<12	72	<6.2	<6.2	<12	<12	<12	<12	<6.2	<12
MW-10I	19-Dec-03	310	<40	<40	7200	180	<40	330	<16	<16	<40	<40	<40	<40	<16	<40
MW-10I	18-Mar-04	130	<25	<25	2000	66	<25	120	<10	<10	<25	<25	<25	<25	<10	<25

Table 2. Summary of Monitor Well Sampling VOCs Analytical Results, Former Sta-Rite Facility, Deerfield, WI.

2/17/2022

WELL ID	Sample Date	Chloroform (ug/L)	Chloromethane (ug/L)	sec-Butylbenzene (ug/L)	Isopropylbenzene (ug/L)	n-propylbenzene (ug/L)	Naphthalene (ug/L)	1,2,4-trimethylbenzene (ug/L)	1,3,5-trimethylbenzene (ug/L)	1,1,2-Trichloroethane (ug/L)	Methylene Chloride (ug/L)	Methyl-t-butyl-ether (ug/L)	1,1,2,2-Tetrachloroethane (ug/L)	Bromodichloromethane (ug/L)	Total VOCs (ug/L)
NR 140	ES	6	30	--	--	--	100	480*	480*	5	5	60	0.2	0.6	--
NR 140	PAL	0.6	3	--	--	--	10	96*	96*	0.5	0.5	12	0.02	0.06	--
MW-10S	21-Dec-21	<0.37	<0.32	<0.40	<0.39	<0.41	<0.34	<0.36	<0.25	<0.35	<1.6	<0.39	<0.40	<0.37	2.9
MW-10I	1-Apr-94	<1700	<1700	<1700	<1700	<1700	<1700	<1700	<1700	50	<0.5	<0.5	<0.5	<0.5	79450
MW-10I	1-May-94	<2500	<2500	<2500	<2500	<2500	<2500	<2500	<2500	<2500	<2500	<2500	<2500	<2500	75200
MW-10I	12-Mar-96	<0.5	<0.5	<0.5	<0.5	<0.5	<0.5	<0.5	<0.5	<0.5	<0.5	<0.5	<0.5	<0.5	61600
MW-10I	18-Dec-96	<0.5	<0.5	<0.5	<0.5	<0.5	<0.5	<0.5	<0.5	<0.5	<0.5	<0.5	<0.5	<0.5	39529.7
MW-10I (duplicate)	11-Mar-00	<250	<250	<250	<250	<250	<250	<250	<250	<250	630 L	<250	<250	<250	57430
MW-10I (duplicate)	11-Mar-00	<250	<250	<250	<250	<250	<250	<250	<250	<250	520 L	<250	<250	<250	62920
MW-10I	17-May-00	<200	<200	<200	<200	<200	<200	<200	<200	<200	660 L	<200	<200	<200	33800
MW-10I	15-Sep-00	<100	<100	<100	<100	<100	<100	<100	<100	<100	<100	<200	<200	<200	19000
MW-10I	16-Mar-01	<120	<120	<120	<120	<120	<120	<120	<120	<120	920 L	<200	<200	<200	24380
MW-10I	26-Jun-01	<100	<100	<100	<100	<100	<100	<40	<40	<100	540 L	<100	<100	<100	15310
MW-10I (duplicate)	20-Sep-01	<100	<100	<100	<100	<100	<100	<40	<40	<100	<100	<100	<100	<100	16050
MW-10I (duplicate)	20-Sep-01	<100	<100	<100	<100	<100	<100	<40	<40	<100	<100	<100	<100	<100	19230
MW-10I	18-Dec-01	<100	<100	<100	<100	<100	<100	<40	<40	<100	140 L	<100	<100	<100	8740
MW-10I	27-Mar-02	<62	<62	<62	<62	<62	<62	<25	<25	<62	260 L	<62	<62	<62	3810
MW-10I	6-Jun-02	<50	<50	<50	<50	<50	<50	<20	<20	<50	410 L	<50	<50	<50	6430
MW-10I	5-Sep-02	<25	<25	<25	<25	<25	<25	<10	<10	<25	150 L	<25	<25	<25	3520
MW-10I (duplicate)	11-Dec-02	<12	<12	<12	<12	<12	<12	<5.0	<5.0	<12	20 L	<12	<12	<12	2106
MW-10I (duplicate)	11-Dec-02	<12	<12	<12	<12	<12	<12	<5.0	<5.0	<12	20 L	<12	<12	<12	2316
MW-10I (duplicate)	20-Mar-03	<0.25	<0.25	<0.25	<0.25	<0.50	<0.25	<0.25	<0.25	0.29	<1.0	<0.50	<0.25	<0.25	918.89
MW-10I (duplicate)	20-Mar-03	<2.5	<2.5	<2.5	<2.5	<5.0	<2.5	<2.5	<2.5	<2.5	<10	<5.0	<2.5	<2.5	908
MW-10I	12-Jun-03	<25	<25	<25	<25	<50	<25	<25	<25	<25	<100	<50	<25	<25	5150
MW-10I	23-Sep-03	<6.2	<6.2	<6.2	<6.2	<12	<6.2	<6.2	<6.2	<6.2	<25	<25	<6.2	<6.2	1522
MW-10I	19-Dec-03	<16	<16	<20	<16	<40	<20	<16	<16	<20	<80	<40	<16	<16	8020
MW-10I	18-Mar-04	<10	<10	<12	<10	<25	<12	<10	<10	<12	<50	<25	<10	<10	2316

Table 2. Summary of Monitor Well Sampling VOCs Analytical Results, Former Sta-Rite Facility, Deerfield, WI.

2/17/2022

WELL ID	Sample Date	Trichloroethene (ug/L)	cis-1,2-Dichloroethene (ug/L)	trans-1,2-Dichloroethene (ug/L)	1,1,1-Trichloroethane (ug/L)	1,1-Dichloroethene (ug/L)	1,2-Dichloroethane (ug/L)	1,1-Dichloroethane (ug/L)	Vinyl Chloride (ug/L)	Benzene (ug/L)	Carbon Tetrachloride	1,1-Dichloropropene	Ethylbenzene (ug/L)	Tetrachloroethene (ug/L)	Toluene (ug/L)	Xylenes (Total) (ug/L)
NR 140	ES	5	70	100	200	7	5	850	0.2	5	5		700	5	800	2000
NR 140	PAL	0.5	7	20	40	0.7	0.5	85	0.02	0.5	0.5		140	0.5	160	400
MW-10I	22-Jun-04	78	<20	<20	800	31	<20	78	<8.0	<8.0	<20	<20	<20	<20	<8.0	<20
MW-10I	8-Sep-04	65	<8.0	<8.0	680	27	<8.0	67	<3.2	<3.2	<8.0	<8.0	<8.0	<8.0	<3.2	<8.0
(duplicate)	8-Sep-04	61	<8.0	<8.0	620	26	<8.0	64	<3.2	<3.2	<8.0	<8.0	<8.0	<8.0	<3.2	<8.0
MW-10I	28-Dec-04	48	<5.0	<5.0	280	14	<5.0	43	<2.0	<2.0	<5.0	<5.0	<5.0	<5.0	<2.0	<5.0
MW-10I	16-Mar-05	41	<5.0	<5.0	230	11	<5.0	44	<2.0	<2.0	<5.0	<5.0	<5.0	<5.0	<2.0	<5.0
	29-Jun-05	51	<5.0	<5.0	310	12	<5.0	31	<2.0	<2.0	<5.0	<5.0	<5.0	<5.0	<2.0	<5.0
MW-10I	20-Sep-05	41	<2.5	<2.5	220	10	<2.5	31	<1.0	<1.0	<2.5	<2.5	<2.5	<2.5	<1.0	<2.5
	29-Dec-05	50	<2.5	<2.5	370	15	<2.5	44	<1.0	<1.0	<2.5	<2.5	<2.5	<2.5	<1.0	<2.5
	16-May-06	50	3.5	<2.5	290	12	<2.5	27	<1.0	<1.0	<2.5	<2.5	<2.5	<2.5	<1.0	<2.5
	21-Nov-06	48	7.2	<2.5	210	7.2	<2.5	24	<1.0	<1.0	<2.5	<2.5	<2.5	<2.5	<1.0	<2.5
	22-May-07	51	7.1	<2.0	170	6.6	<2.0	19	<0.40	<0.80	<2.0	<2.0	<2.0	<2.0	<0.80	<2.0
	4-Dec-07	48	6.3	<1.0	130	8.7	<1.0	20	<0.40	<0.40	<1.0	<1.0	<1.0	<1.0	<0.40	<1.0
	29-May-08	62	5.2	<0.50	270	15	<0.50	36	<0.20	<0.20	<0.50	<0.50	<0.50	2.4	<0.50	<0.50
	25-Nov-08	46	3.2	<2.5	210	8.5	<2.5	32	<1.0	<1.0	<2.5	<2.5	<2.5	<2.5	<2.5	<2.5
MW-10I	19-May-09	69	<10	<10	920	30	<10	46	4.4	<4.0	<10	<10	<10	<10	<10	<10
(duplicate)	19-May-09	72	<10	<10	1000	31	<10	51	4.8	<4.0	<10	<10	<10	<10	<10	<10
MW-10I	18-Nov-09	43	<2.0	<2.0	150	6.6	<2.0	20	<0.80	<0.80	<2.0	<2.0	<2.0	<2.0	<2.0	<2.0
(duplicate)	18-Nov-09	42	<2.0	<2.0	140	6.4	<2.0	20	<0.80	<0.80	<2.0	<2.0	<2.0	<2.0	<2.0	<2.0
MW-10I	13-May-10	41	1.8	<1.0	140	5.1	<1.0	12	<0.40	<0.40	<1.6	<1.0	<1.0	1.4	<1.0	<1.0
(duplicate)	13-May-10	45	1.9	<1.0	170	5.8	<1.0	13	<0.40	<0.40	<1.6	<1.0	<1.0	1.6	<1.0	<1.0
MW-10I	16-Nov-10	34	1.2	<1.0	130	5.2	<1.0	15	<0.40	<0.40	<1.6	<1.0	<1.0	1.4	<1.0	<1.0
	12-May-11	32	1.3	<1.0	90	3.2	<1.0	12	<0.40	<0.40	<1.6	<1.0	<1.0	1.1	<1.0	<1.0
	9-Nov-11	41	1.3	<0.50	100	5.2	<0.50	19	<0.20	<0.20	<0.80	<0.50	<0.50	1.5	<0.50	<0.50
	10-May-12	37	1.2	<0.25	150	6.2	<0.28	12	<0.10	<0.074	<0.26	<0.34	<0.13	1.7	<0.11	<0.068
MW-10I	12-Dec-12	28	0.94	<0.25	59	3.9	<0.28	15	<0.10	<0.074	<0.26	<0.34	<0.13	1.2	<0.11	<0.068

Table 2. Summary of Monitor Well Sampling VOCs Analytical Results, Former Sta-Rite Facility, Deerfield, WI.

2/17/2022

WELL ID	Sample Date	Chloroform (ug/L)	Chloromethane (ug/L)	sec-Butylbenzene (ug/L)	Isopropylbenzene (ug/L)	n-propylbenzene (ug/L)	Naphthalene (ug/L)	1,2,4-trimethylbenzene (ug/L)	1,3,5-trimethylbenzene (ug/L)	1,1,2-Trichloroethane (ug/L)	Methylene Chloride (ug/L)	Methyl-t-butyl-ether (ug/L)	1,1,2,2-Tetrachloroethane (ug/L)	Bromodichloromethane (ug/L)	Total VOCs (ug/L)
NR 140	ES	6	30	--	--	--	100	480*	480*	5	5	60	0.2	0.6	--
NR 140	PAL	0.6	3	--	--	--	10	96*	96*	0.5	0.5	12	0.02	0.06	--
MW-10I	22-Jun-04	<8.0	<8.0	<10	<8.0	<20	<10	<8.0	<8.0	<10	<40	<20	<8.0	<8.0	987
MW-10I	8-Sep-04	<3.2	<3.2	<4.0	<3.2	<8.0	<4.0	<3.2	<3.2	<4.0	<16	<8.0	<3.2	<3.2	839
(duplicate)	8-Sep-04	<3.2	<3.2	<4.0	<3.2	<8.0	<4.0	<3.2	<3.2	<4.0	<16	<8.0	<3.2	<3.2	771
MW-10I	28-Dec-04	<2.0	<2.0	<2.5	<2.0	<5.0	<2.5	<2.0	<2.0	<2.5	<10	<8.0	<2.0	<2.0	385
MW-10I	16-Mar-05	<2.0	<2.0	<2.5	<2.0	<5.0	<2.5	<2.0	<2.0	<2.5	<10	<8.0	<2.0	<2.0	326
MW-10I	29-Jun-05	<2.0	<2.0	<2.5	<2.0	<5.0	<2.5	<2.0	<2.0	<2.5	<10	<8.0	<2.0	<2.0	404
MW-10I	20-Sep-05	<1.0	<1.0	<1.2	<1.0	<2.5	<1.2	<1.0	<1.0	<1.2	<5.0	<2.5	<1.0	<1.0	302
MW-10I	29-Dec-05	<1.0	<1.0	<1.2	<1.0	<2.5	<1.2	<1.0	<1.0	<1.2	<5.0	<2.5	<1.0	<1.0	479
MW-10I	16-May-06	<1.0	<1.0	<1.2	<1.0	<2.5	<1.2	<1.0	<1.0	<1.2	<5.0	<2.5	<1.0	<1.0	382.5
MW-10I	21-Nov-06	<1.0	<1.0	<1.2	<1.0	<2.5	<1.2	<1.0	<1.0	<1.2	<5.0	<2.5	<1.0	<1.0	296.4
MW-10I	22-May-07	<0.80	<0.80	<1.0	<0.80	<2.0	1.8	0.96	<0.80	<1.0	<4.0	<2.0	<0.80	<0.80	256.46
MW-10I	4-Dec-07	<0.40	<0.40	<0.50	<0.40	<1.0	<0.50	<0.40	<0.40	<0.50	<2.0	<1.0	<0.40	<0.40	213
MW-10I	29-May-08	<0.20	<0.50	<0.25	<0.20	<0.50	0.41	<0.20	<0.20	<0.25	<1.0	<0.50	<0.20	<0.20	391.01
MW-10I	25-Nov-08	<1.0	<1.5	<1.2	<1.0	<2.5	<1.2	<1.0	<1.0	<1.2	<5.0	<2.5	<1.0	<1.0	299.7
MW-10I	19-May-09	<4.0	<6.0	<5.0	<4.0	<10	<5.0	<4.0	<4.0	<5.0	<20	<10	<4.0	<4.0	1069.4
(duplicate)	19-May-09	<4.0	<6.0	<5.0	<4.0	<10	<5.0	<4.0	<4.0	<5.0	<20	<10	<4.0	<4.0	1158.8
MW-10I	18-Nov-09	<0.80	<1.2	<1.0	<0.80	<2.0	<1.0	<0.80	<0.80	<1.0	<4.0	<2.0	<0.80	<0.80	219.6
(duplicate)	18-Nov-09	<0.80	<1.2	<1.0	<0.80	<2.0	<1.0	<0.80	<0.80	<1.0	<4.0	<2.0	<0.80	<0.80	208.4
MW-10I	13-May-10	<0.40	<0.60	<0.50	<0.40	<1.0	<0.50	<0.40	<0.40	<0.50	<2.0	<1.0	<0.40	<0.40	201.3
(duplicate)	13-May-10	<0.40	<0.60	<0.50	<0.40	<1.0	<0.50	<0.40	<0.40	<0.50	<2.0	<1.0	<0.40	<0.40	237.3
MW-10I	16-Nov-10	<0.40	<0.60	<0.50	<0.40	<1.0	<0.50	<0.40	<0.40	<0.50	<2.0	<1.0	<0.40	<0.40	186.8
MW-10I	12-May-11	<0.40	<0.60	<0.50	<0.40	<1.0	<0.50	<0.40	<0.40	<0.50	<2.0	<1.0	<0.40	<0.40	139.6
MW-10I	9-Nov-11	<0.20	<0.30	<0.25	<0.20	<0.50	<0.25	<0.20	<0.20	<0.25	<1.0	<0.50	<0.20	<0.20	168
MW-10I	10-May-12	<0.20	<0.18	<0.15	<0.14	<0.13	<0.16	<0.14	<0.18	<0.28	<0.68	<0.24	<0.23	<0.17	208.1
MW-10I	12-Dec-12	<0.20	<0.18	<0.15	<0.14	<0.13	<0.16	<0.14	<0.18	<0.28	<0.68	<0.24	<0.23	<0.17	108.04

Table 2. Summary of Monitor Well Sampling VOCs Analytical Results, Former Sta-Rite Facility, Deerfield, WI.

2/17/2022

WELL ID	Sample Date	Trichloroethene (ug/L)	cis-1,2-Dichloroethene (ug/L)	trans-1,2-Dichloroethene (ug/L)	1,1,1-Trichloroethane (ug/L)	1,1-Dichloroethene (ug/L)	1,2-Dichloroethane (ug/L)	1,1-Dichloroethane (ug/L)	Vinyl Chloride (ug/L)	Benzene (ug/L)	Carbon Tetrachloride	1,1-Dichloropropene	Ethylbenzene (ug/L)	Tetrachloroethene (ug/L)	Toluene (ug/L)	Xylenes (Total) (ug/L)
NR 140	ES	5	70	100	200	7	5	850	0.2	5	5		700	5	800	2000
NR 140	PAL	0.5	7	20	40	0.7	0.5	85	0.02	0.5	0.5		140	0.5	160	400
MW-10I	5-Jun-13	29	0.84	<0.25	150	6.3	<0.28	12	<0.10	<0.074	<0.26	<0.34	<0.13	1.3	<0.11	<0.068
MW-10I	12-Nov-13	29	<0.12	<0.25	100	6.8	<0.28	15	<0.10	<0.074	<0.26	<0.34	<0.13	1.5	<0.11	<0.068
	13-May-14	29	0.89	<0.25	140	8.7	<0.28	14	<0.10	<0.074	<0.26	<0.34	<0.13	1.7	<0.11	<0.068
MW-10I	6-Nov-14	27	0.64	<0.25	120	6.7	<0.28	16	<0.10	<0.074	<0.26	<0.34	<0.13	1.8	<0.11	<0.068
	14-May-15	34	0.75	<0.25	210	8.6	<0.28	21	<0.10	<0.074	<0.26	<0.34	<0.13	2.2	<0.11	<0.068
	11-Nov-15	22	<0.41	<0.35	96	4.1	<0.39	14	<0.20	<0.15	<0.38	<0.30	<0.18	1.4	<0.15	<0.22
MW-10I	18-May-16	27	0.68	<0.35	210	6.9	<0.39	24	<0.20	<0.15	<0.38	<0.30	<0.18	1.8	<0.15	<0.22
	28-Nov-16	23	<0.41	<0.35	94	4.9	<0.39	13	<0.20	<0.15	<0.38	<0.30	<0.18	1.4	<0.15	<0.22
	17-May-17	26	0.78	<0.35	44	2.6	<0.39	9.7	<0.20	<0.15	<0.38	<0.30	<0.18	0.84	<0.15	<0.22
	15-Nov-17	26	<0.41	<0.35	51	2.2	<0.39	12	<0.20	<0.15	<0.38	<0.30	<0.18	0.95	<0.15	<0.22
	9-May-18	33	1.4	<0.37	68	2.8	<0.50	7.3	<0.50	<0.43	<0.33	<0.34	<0.33	1.1	<0.48	<0.23
	28-Nov-18	24	<0.41	<0.35	37	1.4	<0.39	6.4	<0.20	<0.15	<0.38	<0.30	<0.18	<0.37	<0.15	<0.22
	15-May-19	20	0.73	<0.35	30	1.4	<0.39	6.4	<0.20	<0.15	<0.38	<0.30	<0.18	0.74	<0.15	<0.22
	11-Nov-19	23	0.93	<0.35	38	1.7	<0.39	6.5	<0.20	<0.15	<0.38	<0.30	<0.18	0.90	<0.15	<0.22
	13-May-20	29	1.3	<0.35	36	1.6	<0.39	5.2	<0.20	<0.15	<0.38	<0.30	<0.18	0.92	<0.15	<0.22
MW-10I (duplicate)	12-Nov-20	20	0.56	<0.35	29	1.5	<0.39	8	<0.20	<0.15	<0.38	<0.30	<0.18	0.84	<0.15	<0.22
	12-Nov-20	19	0.53	<0.35	28	1.3	<0.39	7.8	<0.20	<0.15	<0.38	<0.30	<0.18	0.72	<0.15	<0.22
	13-May-21	23	<0.41	<0.35	72	3.0	<0.39	10	<0.20	<0.15	<0.38	<0.30	<0.18	1.2	<0.15	<0.22
MW-10I	21-Dec-21	20	0.65	<0.35	28	1.7	<0.39	7.4	<0.20	<0.15	<0.38	<0.30	<0.18	0.77	<0.15	<0.22
MW-14S	1-May-94	230000	14000	<12000	<12000	<12000	<12000	<12000	<12000	<12000	<12000	<12000	<12000	<12000	<12000	<12000
MW-14S	12-Mar-96	120000	<0.5	<0.5	<0.5	<0.5	<0.5	<0.5	<0.5	<0.5	<0.5	<0.5	<0.5	<0.5	<0.5	<0.5
MW-14S	18-Dec-96	248000	9490	<0.5	<0.5	26.3	<0.5	<0.5	<0.5	13.4	<5	<5	5.5	69.9	81.3	<5
MW-14SR	11-Mar-00	26000	7000	<120	<120	<120	<120	<120	<120	<50	<120	<120	<120	<120	<50	<120
	17-May-00	1000	250	<6.2	<6.2	<6.2	<6.2	<6.2	<6.2	<6.2	<6.2	<6.2	<6.2	<6.2	<6.2	<6.2
MW-14SR	15-Sep-00	640	110	<5.0	<5.0	<5.0	<5.0	<5.0	<5.0	<2.0	<6.2	<6.2	<6.2	<5.0	<6.2	<6.2

Table 2. Summary of Monitor Well Sampling VOCs Analytical Results, Former Sta-Rite Facility, Deerfield, WI.

2/17/2022

WELL ID	Sample Date	Chloroform (ug/L)	Chloromethane (ug/L)	sec-Butylbenzene (ug/L)	Isopropylbenzene (ug/L)	n-propylbenzene (ug/L)	Naphthalene (ug/L)	1,2,4-trimethylbenzene (ug/L)	1,3,5-trimethylbenzene (ug/L)	1,1,2-Trichloroethane (ug/L)	Methylene Chloride (ug/L)	Methyl-t-butyl-ether (ug/L)	1,1,2,2-Tetrachloroethane (ug/L)	Bromodichloromethane (ug/L)	Total VOCs (ug/L)
NR 140	ES	6	30	--	--	--	100	480*	480*	5	5	60	0.2	0.6	--
NR 140	PAL	0.6	3	--	--	--	10	96*	96*	0.5	0.5	12	0.02	0.06	--
MW-10I	5-Jun-13	<0.20	<0.18	<0.15	<0.14	<0.13	<0.16	<0.14	<0.18	<0.28	<0.68	<0.24	<0.23	<0.17	199.44
MW-10I	12-Nov-13	<0.20	<0.18	<0.15	<0.14	<0.13	<0.16	<0.14	<0.18	<0.28	<0.68	<0.24	<0.23	<0.17	152.3
MW-10I	13-May-14	<0.20	<0.18	<0.15	<0.14	<0.13	<0.16	<0.14	<0.18	<0.28	<0.68	<0.24	<0.23	<0.17	194.29
MW-10I	6-Nov-14	<0.20	<0.18	<0.15	<0.14	<0.13	<0.16	<0.14	<0.18	<0.28	<0.68	<0.24	<0.23	<0.17	172.14
MW-10I	14-May-15	<0.20	<0.18	<0.15	<0.14	<0.13	<0.16	<0.14	<0.18	<0.28	<0.68	<0.24	<0.23	<0.17	276.55
MW-10I	11-Nov-15	<0.37	<0.32	<0.40	<0.39	<0.41	<0.34	<0.36	<0.25	<0.35	<1.6	<0.39	<0.46	<0.37	137.5
MW-10I	18-May-16	<0.37	<0.32	<0.40	<0.39	<0.41	<0.34	<0.36	<0.25	<0.35	<1.6	<0.39	<0.40	<0.37	270.38
MW-10I	28-Nov-16	<0.37	<0.32	<0.40	<0.39	<0.41	<0.34	<0.36	<0.25	<0.35	<1.6	<0.39	<0.40	<0.37	136.3
MW-10I	17-May-17	<0.37	<0.32	<0.40	<0.39	<0.41	<0.34	<0.36	<0.25	<0.46	<1.6	<0.39	<0.40	<0.37	83.92
MW-10I	15-Nov-17	<0.37	<0.32	<0.40	<0.39	<0.41	<0.34	<0.36	<0.25	<0.46	<1.6	<0.39	<0.40	<0.37	92.15
MW-10I	9-May-18	<0.50	<0.40	<0.42	<0.35	<0.38	<2.5	<0.47	<0.31	<0.37	<2.5	<0.30	<0.62	<0.44	113.6
MW-10I	28-Nov-18	<0.37	<0.32	<0.40	<0.39	<0.41	<0.34	<0.36	<0.25	<0.35	<1.6	<0.39	<0.40	<0.37	68.8
MW-10I	15-May-19	<0.37	<0.32	<0.40	<0.39	<0.41	<0.34	<0.36	<0.25	<0.35	<1.6	<0.39	<0.40	<0.37	59.27
MW-10I	11-Nov-19	<0.37	<0.32	<0.40	<0.39	<0.41	<0.34	<0.36	<0.25	<0.35	<1.6	<0.39	<0.40	<0.37	71.03
MW-10I	13-May-20	<0.37	<0.32	<0.40	<0.39	<0.41	<0.34	<0.36	<0.25	<0.35	<1.6	<0.39	<0.40	<0.37	74.02
MW-10I (duplicate)	12-Nov-20	<0.37	<0.32	<0.40	<0.39	<0.41	<0.34	<0.36	<0.25	<0.35	<1.6	<0.39	<0.40	<0.37	59.9
MW-10I (duplicate)	12-Nov-20	<0.37	<0.32	<0.40	<0.39	<0.41	<0.34	<0.36	<0.25	<0.35	<1.6	<0.39	<0.40	<0.37	57.35
MW-10I	13-May-21	<0.37	<0.32	<0.40	<0.39	<0.41	<0.34	<0.36	<0.25	<0.35	1.9	<0.39	<0.40	<0.37	111.1
MW-10I	21-Dec-21	<0.37	<0.32	<0.40	<0.39	<0.41	<0.34	<0.36	<0.25	<0.35	<1.6	<0.39	<0.40	<0.37	58.52
MW-14S	1-May-94	<12000	<12000	<12000	<12000	<12000	<12000	<12000	<12000	<12000	<12000	<12000	<12000	<12000	244000
MW-14S	12-Mar-96	<0.5	<0.5	<0.5	<0.5	<0.5	<0.5	<0.5	<0.5	<0.5	<0.5	<0.5	<0.5	<0.5	120000
MW-14S	18-Dec-96	23.4	21.5	<5	<5	<5	<5	<5	<5	49.1	131 L	<5	<5	<5	257911.4
MW-14SR	11-Mar-00	<120	<120	<120	<120	<120	<120	<120	<120	<120	220 L	<120	<120	<120	33220
MW-14SR	17-May-00	<6.2	<6.2	<6.2	<6.2	<6.2	<6.2	<6.2	<6.2	<6.2	91 L	<6.2	<6.2	<6.2	1341
MW-14SR	15-Sep-00	<6.2	<6.2	<6.2	<6.2	<6.2	<6.2	<6.2	<6.2	<5.0	<5.0	<6.2	<6.2	<6.2	750

Table 2. Summary of Monitor Well Sampling VOCs Analytical Results, Former Sta-Rite Facility, Deerfield, WI.

2/17/2022

WELL ID	Sample Date	Trichloroethene (ug/L)	cis-1,2-Dichloroethene (ug/L)	trans-1,2-Dichloroethene (ug/L)	1,1,1-Trichloroethane (ug/L)	1,1-Dichloroethene (ug/L)	1,2-Dichloroethane (ug/L)	1,1-Dichloroethane (ug/L)	Vinyl Chloride (ug/L)	Benzene (ug/L)	Carbon Tetrachloride	1,1-Dichloropropene	Ethylbenzene (ug/L)	Tetrachloroethene (ug/L)	Toluene (ug/L)	Xylenes (Total) (ug/L)
NR 140	ES	5	70	100	200	7	5	850	0.2	5	5		700	5	800	2000
NR 140	PAL	0.5	7	20	40	0.7	0.5	85	0.02	0.5	0.5		140	0.5	160	400
MW-14SR	28-Dec-00	1200	200	<5.0	<5.0	<5.0	<5.0	<5.0	<5.0	<2.0	<2.0	<2.0	<2.0	<5.0	<2.0	<2.0
MW-14SR	16-Mar-01	490	91	<5.0	<5.0	<5.0	<5.0	<5.0	<5.0	<2.0	<5.0	<5.0	<5.0	<5.0	<2.0	<5.0
MW-14SR	26-Jun-01	850	95	<2.5	<2.5	<2.5	<2.5	<2.5	<2.5	<1.0	<2.5	<2.5	<2.5	<2.5	<1.0	<2.5
	20-Sep-01	1400	110	<2.5	<2.5	<2.5	<2.5	<2.5	<2.5	<1.0	<2.5	<2.5	<2.5	<2.5	<1.0	<2.5
MW-14SR	18-Dec-01	1500	120	<6.2	<6.2	<6.2	<6.2	<6.2	<6.2	<2.5	<6.2	<6.2	<6.2	<6.2	<2.5	<6.2
	27-Mar-02	1000	61	<6.2	<6.2	<6.2	<6.2	<6.2	<6.2	<2.5	<6.2	<6.2	<6.2	<6.2	<2.5	<6.2
MW-14SR	6-Jun-02	1700	85	<6.2	<6.2	<6.2	<6.2	<6.2	<6.2	<2.5	<6.2	<6.2	<6.2	<6.2	<2.5	<6.2
MW-14SR	5-Sep-02	1700	100	<10	<10	<10	<10	<10	<10	<4.0	<10	<10	<10	<10	<10	<10
	12-Jun-03	920	60	<10	<10	<10	<10	<10	<10	<5.0	<10	<10	<10	<10	<5.0	<10
MW-14SR	18-Dec-03	1200	56	<8.0	<8.0	<8.0	<8.0	<8.0	<8.0	<3.2	<8.0	<8.0	<8.0	<8.0	<3.2	<8.0
	18-Mar-04	1000	45	<12	<12	<12	<12	<12	<5.0	<5.0	<12	<12	<12	<12	<5.0	<12
	21-Jun-04	300	33	<4.0	<4.0	<4.0	<4.0	<4.0	<1.6	<1.6	<4.0	<4.0	<4.0	<4.0	<1.6	<4.0
	8-Sep-04	680	40	<2.5	<2.5	<2.5	<2.5	<2.5	<1.0	<1.0	<2.5	<2.5	<2.5	<2.5	<1.0	<2.5
MW-14SR	28-Dec-04	760	31	<5.0	<5.0	<5.0	<5.0	<5.0	<2.0	<2.0	<5.0	<5.0	<5.0	<5.0	<2.0	<5.0
	15-Mar-05	710	29	<5.0	<5.0	<5.0	<5.0	<5.0	<2.0	<2.0	<5.0	<5.0	<5.0	<5.0	<2.0	<5.0
	29-Jun-05	960	34	<5.0	<5.0	<5.0	<5.0	<5.0	<2.0	<2.0	<5.0	<5.0	<5.0	<5.0	<2.0	<5.0
	16-May-06	1200	26	<5.0	<5.0	<5.0	<5.0	<5.0	<2.0	<2.0	<5.0	<5.0	<5.0	<5.0	<2.0	<5.0
	22-Nov-06	1300	32	<8.0	<8.0	<8.0	<8.0	<8.0	<3.2	<3.2	<8.0	<8.0	<8.0	<8.0	<3.2	<8.0
	22-May-07	900	18	<10	<10	<10	<10	<10	<4.0	<4.0	<10	<10	<10	<10	<4.0	<10
	4-Dec-07	900	16	<8.0	<8.0	<8.0	<8.0	<8.0	<3.2	<3.2	<8.0	<8.0	<8.0	<8.0	<3.2	<8.0
	29-May-08	660	13	<8.0	<8.0	<8.0	<8.0	<8.0	<3.2	<3.2	<8.0	<8.0	<8.0	<8.0	<8.0	<8.0
	25-Nov-08	860	16	<5.0	<5.0	<5.0	<5.0	<5.0	<2.0	<2.0	<5.0	<5.0	<5.0	<5.0	<5.0	<5.0
	19-May-09	580	8.3	<5.0	<5.0	<5.0	<5.0	<5.0	<2.0	<2.0	<5.0	<5.0	<5.0	<5.0	<5.0	<5.0
	18-Nov-09	990	12	<5.0	<5.0	<5.0	<5.0	<5.0	<2.0	<2.0	<5.0	<5.0	<5.0	<5.0	<5.0	<5.0
MW-14SR	13-May-10	820	9.1	<8.0	<8.0	<8.0	<8.0	<8.0	<3.2	<3.2	<13	<8.0	<8.0	<8.0	<8.0	<8.0

Table 2. Summary of Monitor Well Sampling VOCs Analytical Results, Former Sta-Rite Facility, Deerfield, WI.

2/17/2022

WELL ID	Sample Date	Chloroform (ug/L)	Chloromethane (ug/L)	sec-Butylbenzene (ug/L)	Isopropylbenzene (ug/L)	n-propylbenzene (ug/L)	Naphthalene (ug/L)	1,2,4-trimethylbenzene (ug/L)	1,3,5-trimethylbenzene (ug/L)	1,1,2-Trichloroethane (ug/L)	Methylene Chloride (ug/L)	Methyl-t-butyl-ether (ug/L)	1,1,2,2-Tetrachloroethane (ug/L)	Bromodichloromethane (ug/L)	Total VOCs (ug/L)
NR 140	ES	6	30	--	--	--	100	480*	480*	5	5	60	0.2	0.6	--
NR 140	PAL	0.6	3	--	--	--	10	96*	96*	0.5	0.5	12	0.02	0.06	--
MW-14SR	28-Dec-00	<5.0	<5.0	<5.0	<5.0	<5.0	<5.0	<5.0	<5.0	<5.0	9.2 L	<5.0	<5.0	<5.0	1409.2
MW-14SR	16-Mar-01	<5.0	<5.0	<5.0	<5.0	<5.0	<5.0	<5.0	<5.0	<5.0	49 L	<5.0	<5.0	<5.0	630
MW-14SR	26-Jun-01	<2.5	<2.5	<2.5	<2.5	<2.5	<2.5	<1.0	<1.0	<2.5	13 L	<2.5	<2.5	<2.5	958
	20-Sep-01	<2.5	<2.5	<2.5	<2.5	<2.5	<2.5	<1.0	<1.0	<2.5	<2.5	<2.5	<2.5	<2.5	1510
MW-14SR	18-Dec-01	<6.2	<6.2	<6.2	<6.2	<6.2	<6.2	<2.5	<2.5	<6.2	16 L	<6.2	<6.2	<6.2	1636
	27-Mar-02	<6.2	<6.2	<6.2	<6.2	<6.2	28	7.0	<2.5	<6.2	23 L	<6.2	<6.2	<6.2	1119
MW-14SR	6-Jun-02	<6.2	<6.2	<6.2	<6.2	<6.2	<6.2	<2.5	<2.5	<6.2	49 L	<6.2	<6.2	<6.2	1834
MW-14SR	5-Sep-02	<10	<10	<10	<10	<10	<10	<4.0	<4.0	<10	53 L	<10	<10	<10	1853
	12-Jun-03	<5.0	<5.0	<5.0	<5.0	<10	<5.0	<5.0	<5.0	<5.0	<20	<10	<5.0	<5.0	980
MW-14SR	18-Dec-03	<3.2	<3.2	<4.0	<3.2	<8.0	<4.0	<3.2	<3.2	<4.0	<16	<8.0	<3.2	<3.2	1256
	18-Mar-04	<5.0	<5.0	<6.2	<5.0	<5.0	<6.2	<5.0	<5.0	<6.2	<25	<12	<5.0	<5.0	1045
	21-Jun-04	<1.6	<1.6	<2.0	<1.6	<4.0	<2.0	<1.6	<1.6	<2.0	<8.0	<8.0	<1.6	<1.6	333
	8-Sep-04	<1.0	<1.0	<1.2	<1.0	<1.0	<1.2	<1.0	<1.0	<1.2	<5.0	<2.5	<1.0	<1.0	720
MW-14SR	28-Dec-04	<2.0	<2.0	<2.5	<2.0	<5.0	<2.5	<2.0	<2.0	<2.5	<10	<5.0	<2.0	<2.0	791
	15-Mar-05	<2.0	<2.0	<2.5	<2.0	<5.0	<2.5	<2.0	<2.0	<2.5	<10	<5.0	<2.0	<2.0	739
	29-Jun-05	<2.0	<2.0	<2.5	<2.0	<5.0	<2.5	<2.0	<2.0	<2.5	<10	<5.0	<2.0	<2.0	994
	16-May-06	<2.0	<2.0	<2.5	<2.0	<5.0	<2.5	<2.0	<2.0	<2.5	<10	<5.0	<2.0	<2.0	1226
	22-Nov-06	<3.2	<3.2	<4.0	<3.2	<8.0	<4.0	<3.2	<3.2	<4.0	<16	<8.0	<3.2	<3.2	1332
	22-May-07	<4.0	<4.0	<5.0	<4.0	<10	6.4	19	8.0	<5.0	<20	<10	<4.0	<4.0	951.4
	4-Dec-07	<3.2	<3.2	<4.0	<3.2	<8.0	<4.0	<3.2	<3.2	<4.0	<16	<8.0	<3.2	<3.2	916
	29-May-08	<3.2	<8.0	<4.0	<3.2	<8.0	<4.0	<3.2	<3.2	<4.0	<16	<8.0	<3.2	<3.2	673
	25-Nov-08	<2.0	<3.0	<2.5	<2.0	<5.0	<2.5	<2.0	<2.0	<2.5	<10	<5.0	<2.0	<2.0	876
	19-May-09	<2.0	<3.0	<2.5	<2.0	<5.0	<2.5	<2.0	<2.0	<2.5	<10	<5.0	<2.0	<2.0	588.3
	18-Nov-09	<2.0	<3.0	<2.5	<2.0	<5.0	<2.5	<2.0	<2.0	<2.5	<10	<5.0	<2.0	<2.0	1002
MW-14SR	13-May-10	<3.2	<4.8	<4.0	<3.2	<8.0	<4.0	<3.2	<3.2	<4.0	<16	<8.0	<3.2	<3.2	829.1

Table 2. Summary of Monitor Well Sampling VOCs Analytical Results, Former Sta-Rite Facility, Deerfield, WI.

2/17/2022

WELL ID	Sample Date	Trichloroethene (ug/L)	cis-1,2-Dichloroethene (ug/L)	trans-1,2-Dichloroethene (ug/L)	1,1,1-Trichloroethane (ug/L)	1,1-Dichloroethene (ug/L)	1,2-Dichloroethane (ug/L)	1,1-Dichloroethane (ug/L)	Vinyl Chloride (ug/L)	Benzene (ug/L)	Carbon Tetrachloride	1,1-Dichloropropene	Ethylbenzene (ug/L)	Tetrachloroethene (ug/L)	Toluene (ug/L)	Xylenes (Total) (ug/L)	
NR 140	ES	5	70	100	200	7	5	850	0.2	5	5		700	5	800	2000	
NR 140	PAL	0.5	7	20	40	0.7	0.5	85	0.02	0.5	0.5		140	0.5	160	400	
MW-14SR	16-Nov-10	780	9.2	<5.0	<5.0	<5.0	<5.0	<5.0	<2.0	<2.0	<8.0	<5.0	<5.0	<5.0	<5.0	<5.0	
MW-14SR	12-May-11	600	7.6	<5.0	<5.0	<5.0	<5.0	<5.0	<2.0	<2.0	<8.0	<5.0	<5.0	<5.0	<5.0	<5.0	
MW-14SR	9-Nov-11	780	8.2	<5.0	<5.0	<5.0	<5.0	<5.0	<2.0	<2.0	<8.0	<5.0	<5.0	<5.0	<5.0	<5.0	
MW-14SR	10-May-12	690	7.3	<0.25	<0.20	<0.31	<0.28	<0.19	<0.10	<0.074	<0.26	<0.34	<0.13	<0.17	<0.11	<0.068	
	12-Dec-12	740	7.9	<0.50	<0.40	<0.62	<0.56	<0.38	<0.20	<0.15	<0.52	<0.68	<0.26	<0.34	<0.22	<0.14	
	5-Jun-13	470	3.9	<0.25	<0.20	<0.31	<0.28	<0.19	<0.10	<0.074	<0.26	<0.34	<0.13	<0.17	<0.11	<0.068	
MW-14SR	12-Nov-13	610	8.1	<0.25	<0.20	<0.31	<0.28	<0.19	<0.10	<0.074	<0.26	<0.34	<0.13	<0.17	<0.11	<0.068	
	13-May-14	460	6.2	<0.50	<0.40	<0.62	<0.56	<0.38	<0.20	<0.15	<0.52	<0.68	<0.26	<0.34	<0.22	<0.14	
	7-Nov-14	620	5.5	<0.25	<0.20	<0.31	<0.28	<0.19	<0.10	<0.074	<0.26	<0.34	<0.13	<0.17	<0.11	<0.068	
MW-14SR	14-May-15	520	5.6	<0.25	<0.20	<0.31	<0.28	<0.19	<0.10	<0.074	<0.26	<0.34	<0.13	<0.17	<0.11	<0.068	
	12-Nov-15	530	5.2	<0.70	<0.76	<0.78	<0.78	<0.82	<0.41	<0.29	<0.77	<0.59	<0.37	<0.74	<0.30	<0.44	
MW-14SR	18-May-16	480	4.0	<0.35	<0.38	<0.39	<0.39	<0.41	<0.20	<0.15	<0.38	<0.30	<0.18	<0.37	<0.15	<0.22	
	28-Nov-16	710	5.2	<0.70	<0.76	<0.78	<0.78	<0.82	<0.41	<0.29	<0.77	<0.59	<0.37	<0.74	<0.30	<0.44	
	17-May-17	490	2.5	<0.35	<0.38	<0.39	<0.39	<0.41	<0.20	<0.15	<0.38	<0.30	<0.18	<0.37	<0.15	<0.22	
	15-Nov-17	500	2.4	<0.35	<0.38	<0.39	<0.39	<0.41	<0.20	<0.15	<0.38	<0.30	<0.18	0.44	<0.15	<0.22	
	9-May-18	360	<4.1	<3.7	<3.7	<3.6	<5.0	<3.8	<5.0	<4.3	<3.3	<3.4	<3.3	<7.4	6.8	<2.3	
	29-Nov-18	380	<0.41	<0.35	<0.38	<0.39	<0.39	<0.41	<0.20	<0.15	<0.38	<0.30	<0.18	<0.37	<0.15	<0.22	
MW-14SR	15-May-19	280	1.2	<0.35	<0.38	<0.39	<0.39	<0.41	<0.20	<0.15	<0.38	<0.30	<0.18	<0.37	<0.15	<0.22	
	11-Nov-19	350	1.5	<0.35	0.42	<0.39	<0.39	<0.41	<0.20	<0.15	<0.38	<0.30	<0.18	<0.37	<0.15	<0.22	
	13-May-20	270	2.8	<0.35	<0.38	<0.39	<0.39	<0.41	<0.20	<0.15	<0.38	<0.30	<0.18	<0.37	<0.15	<0.22	
	12-Nov-20	330	1.2	<0.35	<0.38	<0.39	<0.39	<0.41	<0.20	<0.15	<0.38	<0.30	<0.18	<0.37	<0.15	<0.22	
	12-May-21	270	0.60	<0.35	<0.38	<0.39	<0.39	<0.41	<0.20	<0.15	<0.38	<0.30	<0.18	<0.37	<0.15	<0.22	
	21-Dec-21	330	2.8	<0.35	<0.38	<0.39	<0.39	<0.41	<0.20	<0.15	<0.38	<0.30	<0.18	<0.37	<0.15	<0.22	
	MW-14I	1-May-94	290000	13000	<12000	<12000	<12000	<12000	<12000	<12000	<12000	<12000	<12000	<12000	<0.5	<12000	<12000
	MW-14I	12-Mar-96	100000	14000	<0.5	<0.5	<0.5	<0.5	<0.5	<0.5	<0.5	<0.5	<0.5	<0.5	<0.5	<0.5	<0.5

Table 2. Summary of Monitor Well Sampling VOCs Analytical Results, Former Sta-Rite Facility, Deerfield, WI.

2/17/2022

WELL ID	Sample Date	Chloroform (ug/L)	Chloromethane (ug/L)	sec-Butylbenzene (ug/L)	Isopropylbenzene (ug/L)	n-propylbenzene (ug/L)	Naphthalene (ug/L)	1,2,4-trimethylbenzene (ug/L)	1,3,5-trimethylbenzene (ug/L)	1,1,2-Trichloroethane (ug/L)	Methylene Chloride (ug/L)	Methyl-t-butyl-ether (ug/L)	1,1,2,2-Tetrachloroethane (ug/L)	Bromodichloromethane (ug/L)	Total VOCs (ug/L)
NR 140	ES	6	30	--	--	--	100	480*	480*	5	5	60	0.2	0.6	--
NR 140	PAL	0.6	3	--	--	--	10	96*	96*	0.5	0.5	12	0.02	0.06	--
MW-14SR	16-Nov-10	<2.0	<3.0	<2.5	<2.0	<5.0	<2.5	<2.0	<2.0	<2.5	<10	<5.0	<2.0	<2.0	789.2
MW-14SR	12-May-11	<2.0	<3.0	<2.5	<2.0	<5.0	<2.5	<2.0	<2.0	<2.5	<10	<5.0	<2.0	<2.0	607.6
MW-14SR	9-Nov-11	<2.0	<3.0	<2.5	<2.0	<5.0	<2.5	<2.0	<2.0	<2.5	<10	<5.0	<2.0	<2.0	788.2
MW-14SR	10-May-12	<0.20	<0.18	<0.15	<0.14	<0.13	<0.16	<0.14	<0.18	<0.28	<0.68	<0.24	<0.25	<0.17	697.3
MW-14SR	12-Dec-12	<0.40	<0.36	<0.30	<0.28	<0.26	<0.32	<0.28	<0.36	<0.56	<1.4	<0.48	<0.46	<0.34	747.9
MW-14SR	5-Jun-13	<0.20	<0.18	<0.15	<0.14	<0.13	<0.16	<0.14	<0.18	<0.28	<0.68	<0.24	<0.23	<0.17	473.9
MW-14SR	12-Nov-13	<0.20	<0.18	<0.15	<0.14	<0.13	<0.16	<0.14	<0.18	<0.28	<0.68	<0.24	<0.23	<0.17	618.1
MW-14SR	13-May-14	<0.40	<0.36	<0.30	<0.28	<0.26	<0.32	<0.28	<0.36	<0.56	<1.4	<0.48	<0.46	<0.34	466.2
MW-14SR	7-Nov-14	<0.20	<0.18	<0.15	<0.14	<0.13	<0.16	<0.14	<0.18	<0.28	<0.68	<0.24	<0.23	<0.17	625.5
MW-14SR	14-May-15	<0.20	<0.18	<0.15	<0.14	<0.13	<0.16	<0.14	<0.18	<0.28	<0.68	<0.24	<0.23	<0.17	525.6
MW-14SR	12-Nov-15	<0.74	<0.64	<0.80	<0.77	<0.83	<0.67	<0.72	<0.51	<0.70	<3.3	<0.79	<0.92	<0.74	535.2
MW-14SR	18-May-16	<0.37	<0.32	<0.40	<0.39	<0.41	<0.34	<0.36	<0.25	<0.35	<1.6	<0.39	<0.40	<0.37	484
MW-14SR	28-Nov-16	<0.74	<0.64	<0.80	<0.77	<0.83	<0.67	<0.72	<0.51	<0.70	<3.3	<0.79	<0.80	<0.74	715.2
MW-14SR	17-May-17	<0.37	<0.32	<0.40	<0.39	<0.41	<0.34	<0.36	<0.25	<0.46	<1.6	<0.39	<0.40	<0.37	492.5
MW-14SR	15-Nov-17	<0.37	<0.32	<0.40	<0.39	<0.41	<0.34	<0.36	<0.25	<0.46	<1.6	<0.39	<0.40	<0.37	502.84
MW-14SR	9-May-18	<5.0	<4.0	<4.2	<3.5	<3.8	<25	<4.7	<3.1	<3.7	<25	<3.0	<6.2	<4.4	366.8
MW-14SR	29-Nov-18	<0.37	<0.32	<0.40	<0.39	<0.41	<0.34	<0.36	<0.25	<0.35	<1.6	<0.39	<0.40	<0.37	380
MW-14SR	15-May-19	<0.37	<0.32	<0.40	<0.39	<0.41	<0.34	<0.36	<0.25	<0.35	<1.6	<0.39	<0.40	<0.37	281.2
MW-14SR	11-Nov-19	<0.37	<0.32	<0.40	<0.39	<0.41	<0.34	0.63	<0.25	<0.35	<1.6	<0.39	<0.40	<0.37	352.55
MW-14SR	13-May-20	<0.37	<0.32	<0.40	<0.39	<0.41	<0.34	<0.36	<0.25	<0.35	<1.6	<0.39	<0.40	<0.37	272.8
MW-14SR	12-Nov-20	<0.37	<0.32	<0.40	<0.39	<0.41	<0.34	<0.36	<0.25	<0.35	<1.6	<0.39	<0.40	<0.37	331.2
MW-14SR	12-May-21	<0.37	<0.32	<0.40	<0.39	<0.41	<0.34	<0.36	<0.25	<0.35	<1.6	<0.39	<0.40	<0.37	270.6
MW-14SR	21-Dec-21	<0.37	<0.32	<0.40	<0.39	<0.41	<0.34	<0.36	<0.25	<0.35	<1.6	<0.39	<0.40	<0.37	332.8
MW-14I	1-May-94	<0.5	<0.5	<0.5	<0.5	<0.5	<0.5	<0.5	<0.5	<12000	<0.5	<0.5	<0.5	<0.5	303000
MW-14I	12-Mar-96	<0.5	<0.5	<0.5	<0.5	<0.5	<0.5	<0.5	<0.5	<0.5	<0.5	<0.5	<0.5	<0.5	114000

Table 2. Summary of Monitor Well Sampling VOCs Analytical Results, Former Sta-Rite Facility, Deerfield, WI.

2/17/2022

WELL ID	Sample Date	Trichloroethene (ug/L)	cis-1,2-Dichloroethene (ug/L)	trans-1,2-Dichloroethene (ug/L)	1,1,1-Trichloroethane (ug/L)	1,1-Dichloroethene (ug/L)	1,2-Dichloroethane (ug/L)	1,1-Dichloroethane (ug/L)	Vinyl Chloride (ug/L)	Benzene (ug/L)	Carbon Tetrachloride	1,1-Dichloropropene	Ethylbenzene (ug/L)	Tetrachloroethene (ug/L)	Toluene (ug/L)	Xylenes (Total) (ug/L)
NR 140	ES	5	70	100	200	7	5	850	0.2	5	5		700	5	800	2000
NR 140	PAL	0.5	7	20	40	0.7	0.5	85	0.02	0.5	0.5		140	0.5	160	400
MW-14I	12-Mar-96	77000	10000	<0.5	<0.5	<0.5	<0.5	<0.5	<0.5	<0.5	<0.5	<0.5	<0.5	<0.5	<0.5	<0.5
	18-Dec-96	51800	10800	<0.5	<0.5	<0.5	<0.5	<0.5	<0.5	7.1	<0.5	<0.5	9.4	108	46.5	23
MW-14I	18-Dec-96	53700	9520	29.5	<0.5	<0.5	<0.5	<0.5	<0.5	14.8	<0.5	<0.5	6.3	93.2	56.1	18.5
MW-14IR	11-Mar-00	190000	17000	<2500	<2500	<2500	<2500	<2500	<2500	<1000	<2500	<2500	<2500	<2500	<1000	<2500
	17-May-00	150000	13000	<500	<500	<500	<500	<500	<500	<500	<500	<500	<500	<500	<500	<500
MW-14IR	14-Sep-00	84000	7500	<500	<500	<500	<500	<500	<500	<200	<500	<500	<500	<500	<500	<500
MW-14IR	28-Dec-00	99000	7500	<500	<500	<500	<500	<500	<500	<200	<500	<500	<500	<500	<200	<500
	16-Mar-01	53000	3700	<250	<250	<250	<250	<250	<250	<100	<250	<250	<250	<250	<100	<250
MW-14IR	27-Jun-01	31000	1700	<250	<250	<250	<250	<250	<250	<100	<250	<250	<250	<250	<100	<250
MW-14IR	20-Sep-01	28000	1500	<120	<120	<120	<120	<120	<120	<50	<120	<120	<120	<120	<50	<120
MW-14IR	18-Dec-01	16000	860	<100	<100	<100	<100	<100	<100	<40	<100	<100	<100	<100	<40	<100
(duplicate)	18-Dec-01	14000	800	<100	<100	<100	<100	<100	<100	<40	<100	<100	<100	<100	<40	<100
MW-14IR	27-Mar-02	11000	560	<120	<120	<120	<120	<120	<120	<50	<120	<120	<120	<120	<50	<120
MW-14IR	6-Jun-02	11000	560	<120	<120	<120	<120	<120	<120	<50	<120	<120	<120	<120	<50	<120
	5-Sep-02	7900	440	<50	<50	<50	<50	<50	<50	<20	<50	<50	<50	<50	<20	<50
	11-Dec-02	5680	298	<50	<50	<50	<50	<50	<50	<20	<50	<50	<50	<50	<20	<50
	20-Mar-03	5000	270	1.3	0.78	<0.50	<0.50	<0.50	<0.50	<0.25	<0.50	<0.50	<0.50	6.2	<0.25	<0.50
	12-Jun-03	3000	170	<50	<50	<50	<50	<50	<50	<25	<50	<50	<50	<50	<25	<50
	22-Sep-03	3100	150	<25	<25	<25	<25	<25	<12	<12	<25	<25	<25	<25	<12	<25
MW-14IR	18-Dec-03	2300	100	<25	<25	<25	<25	<25	<25	<10	<25	<25	<25	<25	<10	<25
	17-Mar-04	2500	100	<25	<25	<25	<25	<25	<25	<10	<25	<25	<25	<25	<10	<25
	21-Jun-04	610	43	<8.0	<8.0	<8.0	<8.0	<8.0	<3.2	<3.2	<8.0	<8.0	<8.0	<8.0	<3.2	<8.0
	8-Sep-04	780	52	<5.0	<5.0	<5.0	<5.0	<5.0	<2.0	<2.0	<5.0	<5.0	<5.0	<5.0	<2.0	<5.0
	28-Dec-04	1300	56	<5.0	<5.0	<5.0	<5.0	<5.0	<2.0	<2.0	<5.0	<5.0	<5.0	<5.0	<2.0	<5.0
MW-14IR	15-Mar-05	1200	54	<8.0	<8.0	<8.0	<8.0	<8.0	<3.2	<3.2	<8.0	<8.0	<8.0	<8.0	<3.2	<8.0

Table 2. Summary of Monitor Well Sampling VOCs Analytical Results, Former Sta-Rite Facility, Deerfield, WI.

2/17/2022

WELL ID	Sample Date	Chloroform (ug/L)	Chloromethane (ug/L)	sec-Butylbenzene (ug/L)	Isopropylbenzene (ug/L)	n-propylbenzene (ug/L)	Naphthalene (ug/L)	1,2,4-trimethylbenzene (ug/L)	1,3,5-trimethylbenzene (ug/L)	1,1,2-Trichloroethane (ug/L)	Methylene Chloride (ug/L)	Methyl-t-butyl-ether (ug/L)	1,1,2,2-Tetrachloroethane (ug/L)	Bromodichloromethane (ug/L)	Total VOCs (ug/L)
NR 140	ES	6	30	--	--	--	100	480*	480*	5	5	60	0.2	0.6	--
NR 140	PAL	0.6	3	--	--	--	10	96*	96*	0.5	0.5	12	0.02	0.06	--
MW-14I	12-Mar-96	<0.5	<0.5	<0.5	<0.5	<0.5	<0.5	<0.5	<0.5	<0.5	<0.5	<0.5	<0.5	<0.5	87000
MW-14I	18-Dec-96	<0.5	<0.5	<0.5	<0.5	<0.5	<0.5	<0.5	<0.5	<0.5	55.7 L	<0.5	5	<0.5	62854.7
MW-14I	18-Dec-96	<0.5	<0.5	<0.5	<0.5	<0.5	<0.5	<0.5	<0.5	<0.5	55.3 L	<0.5	<0.5	<0.5	63493.7
MW-14IR	11-Mar-00	<2500	<2500	<2500	<2500	<2500	<2500	<2500	<2500	<2500	5900 L	<2500	<2500	<2500	212900
MW-14IR	17-May-00	<500	<500	<500	<500	<500	<500	<500	<500	<500	10000 L	<500	<500	<500	173000
MW-14IR	14-Sep-00	<500	<500	<500	<500	<500	<500	<500	<500	<500	680 L	<500	<500	<500	92180
MW-14IR	28-Dec-00	<500	<500	<500	<500	<500	<500	<500	<500	<500	<500	<500	<500	<500	106500
MW-14IR	16-Mar-01	<250	<250	<250	<250	<250	<250	<250	<250	<250	1900 L	<250	<250	<250	58600
MW-14IR	27-Jun-01	<250	<250	<250	<250	<250	<250	<100	<100	<250	1500 L	<250	<250	<250	34200
MW-14IR	20-Sep-01	<120	<120	<120	<120	<120	<120	<50	<50	<120	<120	<120	<120	<120	29500
MW-14IR	18-Dec-01	<100	<100	<100	<100	<100	<100	<40	<40	<100	<100	<100	<100	<100	16860
(duplicate)	18-Dec-01	<100	<100	<100	<100	<100	<100	<40	<40	<100	<100	<100	<100	<100	14800
MW-14IR	27-Mar-02	<120	<120	<120	<120	<120	160	<120	<120	<120	500 L	<120	<120	<120	12220
MW-14IR	6-Jun-02	<120	<120	<120	<120	<120	<120	<120	<120	<120	1100 L	<120	<120	<120	12660
MW-14IR	5-Sep-02	<50	<50	<50	<50	<50	<50	<20	<20	<50	330 L	<50	<50	<50	8670
MW-14IR	11-Dec-02	<50	<50	<50	<50	<50	54	<20	<20	<50	<50	<50	<50	<50	6032
MW-14IR	20-Mar-03	<0.25	<0.25	<0.25	<0.25	<0.50	<0.25	<0.25	<0.25	1.3	<1.0	<0.50	0.78	<0.50	5280.36
MW-14IR	12-Jun-03	<25	<25	<25	<25	<50	<25	<25	<25	<25	<100	<50	<25	<25	3170
MW-14IR	22-Sep-03	<12	<12	<12	<12	<25	<12	<12	<12	<12	<50	<25	<12	<12	3250
MW-14IR	18-Dec-03	<10	<10	<12	<10	<25	<12	<10	<10	<12	<50	<25	<10	<10	2400
MW-14IR	17-Mar-04	<10	<10	<12	<10	<25	<12	<10	<10	<12	<50	<25	<10	<10	2600
MW-14IR	21-Jun-04	<3.2	<3.2	<4.0	<3.2	<8.0	<4.0	<3.2	<3.2	<4.0	<16	<8.0	<3.2	<3.2	653
MW-14IR	8-Sep-04	<2.0	<2.0	<2.5	<2.0	<5.0	<2.5	<2.0	<2.0	<2.5	<10	<5.0	<2.0	<2.0	832
MW-14IR	28-Dec-04	<2.0	<2.0	<2.5	<2.0	<5.0	<2.5	<2.0	<2.0	<2.5	<10	<5.0	<2.0	<2.0	1356
MW-14IR	15-Mar-05	<3.2	<3.2	<4.0	<3.2	<8.0	<4.0	<3.2	<3.2	<4.0	<16	<8.0	<3.2	<3.2	1254

Table 2. Summary of Monitor Well Sampling VOCs Analytical Results, Former Sta-Rite Facility, Deerfield, WI.

2/17/2022

WELL ID	Sample Date	Trichloroethene (ug/L)	cis-1,2-Dichloroethene (ug/L)	trans-1,2-Dichloroethene (ug/L)	1,1,1-Trichloroethane (ug/L)	1,1-Dichloroethene (ug/L)	1,2-Dichloroethane (ug/L)	1,1-Dichloroethane (ug/L)	Vinyl Chloride (ug/L)	Benzene (ug/L)	Carbon Tetrachloride	1,1-Dichloropropene	Ethylbenzene (ug/L)	Tetrachloroethene (ug/L)	Toluene (ug/L)	Xylenes (Total) (ug/L)
NR 140	ES	5	70	100	200	7	5	850	0.2	5	5		700	5	800	2000
NR 140	PAL	0.5	7	20	40	0.7	0.5	85	0.02	0.5	0.5		140	0.5	160	400
MW-14IR	29-Jun-05	1500	57	<8.0	<8.0	<8.0	<8.0	<8.0	<3.2	<3.2	<8.0	<8.0	<8.0	<8.0	<3.2	<8.0
	20-Sep-05	2200	88	<16	<16	<16	<16	<16	<6.4	<6.4	<16	<16	<16	<16	<6.4	<16
MW-14IR	29-Dec-05	2200	92	<16	<16	<16	<16	<16	<6.4	<6.4	<16	<16	<16	<16	<6.4	<16
MW-14IR	16-May-06	1100	35	<16	<16	<16	<16	<16	<6.4	<6.4	<16	<16	<16	<16	<6.4	<16
	21-Nov-06	1300	38	<16	<16	<16	<16	<16	<6.4	<6.4	<16	<16	<16	<16	<6.4	<16
	22-May-07	1100	28	<12	<12	<12	<12	<12	<5.0	<5.0	<12	<12	<12	<16	<5.0	<12
MW-14IR	4-Dec-07	1200	26	<10	<10	<10	<10	<10	<4.0	<4.0	<10	<10	<10	<10	<4.0	<10
	29-May-08	1100	25	<12	<12	<12	<12	<12	<5.0	<5.0	<12	<12	<12	<12	<12	<12
MW-14IR	25-Nov-08	980	31	<10	<10	<10	<10	<10	<4.0	<4.0	<10	<10	<10	<10	<10	<10
	19-May-09	870	21	<10	<10	<10	<10	<10	<4.0	<4.0	<10	<10	<10	<10	<10	<10
MW-14IR	18-Nov-09	850	14	<8.0	<8.0	<8.0	<8.0	<8.0	<3.2	<3.2	8.2	130	<8.0	<8.0	<8.0	<8.0
	13-May-10	730	11	<5.0	<5.0	<5.0	<5.0	<5.0	<2.0	<2.0	<8.0	<5.0	<5.0	<5.0	<5.0	<5.0
	16-Nov-10	880	12	<5.0	<5.0	<5.0	<5.0	<5.0	<2.0	<2.0	<8.0	<5.0	<5.0	<5.0	<5.0	<5.0
MW-14IR	12-May-11	740	11	<5.0	<5.0	<5.0	<5.0	<5.0	<2.0	<2.0	<8.0	<5.0	<5.0	<5.0	<5.0	<5.0
	9-Nov-11	720	12	<5.0	<5.0	<5.0	<5.0	<5.0	<2.0	<2.0	<8.0	<5.0	<5.0	<5.0	<5.0	<5.0
	10-May-12	810	11	<0.25	<0.20	<0.31	<0.28	<0.19	<0.10	<0.074	<0.26	<0.34	<0.13	1.2	<0.11	<0.068
	12-Dec-12	830	15	<0.50	<0.40	<0.62	<0.56	<0.38	<0.20	<0.15	<0.52	<0.68	<0.26	1.6	<0.22	<0.14
	5-Jun-13	420	6.3	<0.25	<0.20	<0.31	<0.28	<0.19	<0.10	<0.074	<0.26	<0.34	<0.13	0.59	<0.11	<0.068
	12-Nov-13	570	9.9	<0.25	<0.20	<0.31	<0.28	<0.19	<0.10	<0.074	<0.26	<0.34	<0.13	1.1	<0.11	<0.068
MW-14IR	13-May-14	400	6.1	<0.25	<0.20	<0.31	<0.28	<0.19	<0.10	<0.074	<0.26	<0.34	<0.13	0.68	<0.11	<0.068
	7-Nov-14	560	7.2	<0.25	<0.20	<0.31	<0.28	<0.19	<0.10	<0.074	<0.26	<0.34	<0.13	1.0	<0.11	<0.068
	14-May-15	510	9.4	<0.25	<0.20	<0.31	<0.28	<0.19	<0.10	<0.074	<0.26	<0.34	<0.13	1.0	<0.11	<0.068
MW-14IR	12-Nov-15	530	7.0	<0.35	<0.38	<0.39	<0.39	<0.41	<0.20	<0.15	<0.38	<0.30	<0.18	<0.37	<0.15	<0.22
	18-May-16	450	6.5	<0.35	<0.38	<0.39	<0.39	<0.41	<0.20	<0.15	<0.38	<0.30	<0.18	0.85	<0.15	<0.22
MW-14IR	28-Nov-16	620	8.1	<0.70	<0.76	<0.78	<0.78	<0.82	<0.41	<0.29	<0.77	<0.59	<0.37	<0.74	<0.30	<0.44

Table 2. Summary of Monitor Well Sampling VOCs Analytical Results, Former Sta-Rite Facility, Deerfield, WI.

2/17/2022

WELL ID	Sample Date	Chloroform (ug/L)	Chloromethane (ug/L)	sec-Butylbenzene (ug/L)	Isopropylbenzene (ug/L)	n-propylbenzene (ug/L)	Naphthalene (ug/L)	1,2,4-trimethylbenzene (ug/L)	1,3,5-trimethylbenzene (ug/L)	1,1,2-Trichloroethane (ug/L)	Methylene Chloride (ug/L)	Methyl-t-butyl-ether (ug/L)	1,1,2,2-Tetrachloroethane (ug/L)	Bromodichloromethane (ug/L)	Total VOCs (ug/L)
NR 140	ES	6	30	--	--	--	100	480*	480*	5	5	60	0.2	0.6	--
NR 140	PAL	0.6	3	--	--	--	10	96*	96*	0.5	0.5	12	0.02	0.06	--
MW-14IR	29-Jun-05	<3.2	<3.2	<4.0	<3.2	<8.0	<4.0	<3.2	<3.2	<4.0	<16	<8.0	<3.2	<3.2	1557
	20-Sep-05	<6.4	<6.4	<8.0	<6.4	<16	<8.0	<6.4	<6.4	<8.0	<32	<16	<6.4	<6.4	2288
MW-14IR	29-Dec-05	<6.4	<6.4	<8.0	<6.4	<16	<8.0	<6.4	<6.4	<8.0	<32	<16	<6.4	<6.4	2292
MW-14IR	16-May-06	<6.4	<6.4	<8.0	<6.4	<16	<8.0	<6.4	<6.4	<8.0	<32	<16	<6.4	<6.4	1135
	21-Nov-06	<6.4	<6.4	<8.0	<6.4	<16	<8.0	<6.4	<6.4	<8.0	<32	<16	<6.4	<6.4	1338
	22-May-07	<5.0	<5.0	<6.2	<5.0	<12	<6.2	<5.0	<5.0	<6.2	<25	<12	<6.4	<5.0	1128
MW-14IR	4-Dec-07	<4.0	<4.0	<5.0	<4.0	<10	<5.0	<4.0	<4.0	<5.0	<20	<10	<4.0	<10	1226
	29-May-08	<12	<5.0	<6.2	<5.0	<12	<6.2	<5.0	<5.0	<6.2	<25	<12	<5.0	<5.0	1125
MW-14IR	25-Nov-08	<4.0	<6.0	<5.0	<4.0	<10	<5.0	<4.0	<4.0	<5.0	<20	<10	<4.0	<4.0	1011
	19-May-09	<4.0	<6.0	<5.0	<4.0	<10	<5.0	<4.0	<4.0	<5.0	<20	<10	<4.0	<4.0	891
MW-14IR	18-Nov-09	<4.0	<6.0	<5.0	<4.0	<10	<5.0	<4.0	<4.0	<5.0	<20	<10	<4.0	<4.0	1002.2
	13-May-10	<2.0	<3.0	<2.5	<2.0	<5.0	<2.5	<2.0	<2.0	<2.5	<10	<5.0	<2.0	<2.0	741
	16-Nov-10	<2.0	<3.0	<2.5	<2.0	<5.0	<2.5	<2.0	<2.0	<2.5	<10	<5.0	<2.0	<2.0	892
MW-14IR	12-May-11	<2.0	<3.0	<2.5	<2.0	<5.0	<2.5	<2.0	<2.0	<2.5	<10	<5.0	<2.0	<2.0	751
	9-Nov-11	<2.0	<3.0	<2.5	<2.0	<5.0	<2.5	<2.0	<2.0	<2.5	<10	<5.0	<2.0	<2.0	732
	10-May-12	<0.20	<0.18	<0.15	<0.14	<0.13	<0.16	<0.14	<0.18	<0.28	<0.68	<0.24	<0.23	<0.17	822.2
	12-Dec-12	<0.40	<0.36	<0.30	<0.28	<0.26	<0.32	<0.28	<0.36	<0.56	<1.4	<0.48	<0.46	<0.34	846.6
	5-Jun-13	<0.20	<0.18	<0.15	<0.14	<0.13	<0.16	<0.14	<0.18	<0.28	<0.68	<0.24	<0.23	<0.17	426.89
	12-Nov-13	<0.20	<0.18	<0.15	<0.14	<0.13	<0.16	<0.14	<0.18	<0.28	<0.68	<0.24	<0.23	<0.17	581
MW-14IR	13-May-14	<0.20	<0.18	<0.15	<0.14	<0.13	<0.16	<0.14	<0.18	<0.28	<0.68	<0.24	<0.23	<0.17	406.78
	7-Nov-14	<0.20	<0.18	<0.15	<0.14	<0.13	<0.16	<0.14	<0.18	<0.28	<0.68	<0.24	<0.23	<0.17	568.2
	14-May-15	<0.20	<0.18	<0.15	<0.14	<0.13	<0.16	<0.14	<0.18	<0.28	<0.68	<0.24	<0.23	<0.17	520.4
MW-14IR	12-Nov-15	<0.37	<0.32	<0.40	<0.39	<0.41	<0.34	<0.36	<0.25	<0.35	<1.6	<0.39	<0.46	<0.37	537
	18-May-16	<0.37	<0.32	<0.40	<0.39	<0.41	<0.34	<0.36	<0.25	<0.35	<1.6	<0.39	<0.40	<0.37	457.35
MW-14IR	28-Nov-16	<0.74	<0.64	<0.80	<0.77	<0.83	<0.67	<0.72	<0.51	<0.70	<3.3	<0.79	<0.80	<0.74	628.1

Table 2. Summary of Monitor Well Sampling VOCs Analytical Results, Former Sta-Rite Facility, Deerfield, WI.

2/17/2022

WELL ID	Sample Date	Trichloroethene (ug/L)	cis-1,2-Dichloroethene (ug/L)	trans-1,2-Dichloroethene (ug/L)	1,1,1-Trichloroethane (ug/L)	1,1-Dichloroethene (ug/L)	1,2-Dichloroethane (ug/L)	1,1-Dichloroethane (ug/L)	Vinyl Chloride (ug/L)	Benzene (ug/L)	Carbon Tetrachloride	1,1-Dichloropropene	Ethylbenzene (ug/L)	Tetrachloroethene (ug/L)	Toluene (ug/L)	Xylenes (Total) (ug/L)
NR 140	ES	5	70	100	200	7	5	850	0.2	5	5		700	5	800	2000
NR 140	PAL	0.5	7	20	40	0.7	0.5	85	0.02	0.5	0.5		140	0.5	160	400
MW-14IR	17-May-17	500	5.7	<0.35	<0.38	<0.39	<0.39	<0.41	<0.20	<0.15	<0.38	<0.30	<0.18	0.89	<0.15	<0.22
	15-Nov-17	620	7.2	<0.35	<0.38	<0.39	<0.39	<0.41	<0.20	<0.15	<0.38	<0.30	<0.18	1.1	<0.15	<0.22
MW-14IR	9-May-18	600	8.9	<3.7	<3.7	<3.6	<5.0	<3.8	<5.0	<4.3	<3.3	<3.4	<3.3	<7.4	<4.8	<2.3
MW-14IR	29-Nov-18	540	7.0	<0.35	<0.38	<0.39	<0.39	<0.41	<0.20	<0.15	<0.38	<0.30	<0.18	<0.37	<0.15	<0.22
	15-May-19	400	4.4	<0.35	<0.38	<0.39	<0.39	<0.41	<0.20	<0.15	<0.38	<0.30	<0.18	0.90	<0.15	<0.22
	11-Nov-19	450	5.2	<0.35	0.40	<0.39	<0.39	<0.41	<0.20	<0.15	<0.38	<0.30	<0.18	1.1	<0.15	<0.22
MW-14IR	13-May-20	320	6.8	<0.35	<0.38	<0.39	<0.39	<0.41	<0.20	<0.15	<0.38	<0.30	<0.18	0.95	<0.15	<0.22
	12-Nov-20	420	5.6	<0.70	<0.76	<0.78	<0.78	<0.82	<0.41	<0.29	<0.77	<0.59	<0.37	1.2	<0.30	<0.44
	12-May-21	350	7.1	<0.35	<0.38	<0.39	<0.39	<0.41	<0.20	<0.15	<0.38	<0.30	<0.18	0.75	<0.15	<0.22
MW-14IR	21-Dec-21	520	12	<0.35	0.50	<0.39	<0.39	<0.41	<0.20	<0.15	<0.38	<0.30	<0.18	1.1	<0.15	<0.22
MW-15D	20-Apr-99	1100	3900	<39	<28	<25	<20	<73	<46	<31	<110	<110	<38	<63	<39	<110
	10-Mar-00	1500	7200	<40	<40	<40	<40	<40	<40	<16	<40	<40	<40	<40	<16	<40
MW-15D	16-May-00	2200	11000	<62	<62	<62	<62	<62	<62	<62	<62	<62	<62	<62	<62	<62
MW-15D	15-Sep-00	2600	14000	<50	<50	<50	<50	<50	<50	<20	<50	<50	<50	<50	<20	<50
	15-Mar-01	2900	14000	<62	<62	<62	<62	<62	<62	<25	<62	<62	<62	<62	<25	<62
MW-15D	26-Jun-01	2200	13000	<62	<62	<62	<62	<62	<62	<25	<62	<62	<62	<62	<25	<62
(duplicate)	26-Jun-01	2100	13000	<62	<62	<62	<62	<62	<62	<25	<62	<62	<62	<62	<25	<62
MW-15D	19-Sep-01	2800	14000	<62	<62	<62	<62	<62	<62	<25	<62	<62	<62	<62	<25	<62
	28-Mar-02	2000	11000	<62	<62	<62	<62	<62	<62	<25	<62	<62	<62	<62	<25	<62
	6-Jun-02	7500	17000	<62	<62	<62	<62	<62	<62	<25	<62	<62	<62	<62	<25	<62
	5-Sep-02	2300	14000	<100	<100	<100	<100	<100	<100	<40	<100	<100	<100	<100	<40	<100
	17-Dec-02	2000	12000	<62	<62	<62	<62	<62	<62	<25	<62	<62	<62	<62	<25	<62
	21-Mar-03	2500	11000	<50	<50	<50	<50	<50	<50	<25	<50	<50	<50	<50	<25	<50
	12-Jun-03	2000	10000	<100	<100	<100	<100	<100	<100	<50	<100	<100	<100	<100	<50	<100
MW-15D	23-Sep-03	2500	12000	150	<50	<50	<50	<50	<25	<25	<50	<50	<50	<50	<25	<50

Table 2. Summary of Monitor Well Sampling VOCs Analytical Results, Former Sta-Rite Facility, Deerfield, WI.

2/17/2022

WELL ID	Sample Date	Chloroform (ug/L)	Chloromethane (ug/L)	sec-Butylbenzene (ug/L)	Isopropylbenzene (ug/L)	n-propylbenzene (ug/L)	Naphthalene (ug/L)	1,2,4-trimethylbenzene (ug/L)	1,3,5-trimethylbenzene (ug/L)	1,1,2-Trichloroethane (ug/L)	Methylene Chloride (ug/L)	Methyl-t-butyl-ether (ug/L)	1,1,2,2-Tetrachloroethane (ug/L)	Bromodichloromethane (ug/L)	Total VOCs (ug/L)
NR 140	ES	6	30	--	--	--	100	480*	480*	5	5	60	0.2	0.6	--
NR 140	PAL	0.6	3	--	--	--	10	96*	96*	0.5	0.5	12	0.02	0.06	--
MW-14IR	17-May-17	<0.37	<0.32	<0.40	<0.39	<0.41	<0.34	<0.36	<0.25	<0.46	<1.6	<0.39	<0.40	<0.37	506.59
	15-Nov-17	<0.37	<0.32	<0.40	<0.39	<0.41	<0.34	<0.36	<0.25	<0.46	<1.6	<0.39	<0.40	<0.37	628.3
MW-14IR	9-May-18	<5.0	<4.0	<4.2	<3.5	<3.8	<25	<4.7	<3.1	<3.7	<25	<3.0	<6.2	<4.4	608.9
MW-14IR	29-Nov-18	<0.37	<0.32	<0.40	<0.39	<0.41	<0.34	<0.36	<0.25	<0.35	<1.6	<0.39	<0.40	<0.37	547
	15-May-19	<0.37	<0.32	<0.40	<0.39	<0.41	<0.34	<0.36	<0.25	<0.35	<1.6	<0.39	<0.40	<0.37	405.3
	11-Nov-19	<0.37	<0.32	<0.40	<0.39	<0.41	<0.34	<0.36	<0.25	<0.35	<1.6	<0.39	<0.40	<0.37	456.7
MW-14IR	13-May-20	<0.37	<0.32	<0.40	<0.39	<0.41	<0.34	<0.36	<0.25	<0.35	<1.6	<0.39	<0.40	<0.37	327.75
	12-Nov-20	<0.74	<0.64	<0.80	<0.77	<0.83	<0.67	<0.72	<0.51	<0.70	<3.3	<0.79	<0.80	<0.74	426.8
	12-May-21	<0.37	<0.32	<0.40	<0.39	<0.41	<0.34	<0.36	<0.25	<0.35	<1.6	<0.39	<0.40	<0.37	357.85
MW-14IR	21-Dec-21	<0.37	<0.32	<0.40	<0.39	<0.41	<0.34	<0.36	<0.25	<0.35	<1.6	<0.39	<0.40	<0.37	533.6
MW-15D	20-Apr-99	<15	<15	<15	<15	<15	<15	<15	<15	<15	<87	<15	<15	<15	5000
	10-Mar-00	<40	<40	<40	<40	<40	<40	<40	<40	<40	0.49 L	<40	<40	<40	8700.49
MW-15D	16-May-00	<62	<62	<62	<62	<62	<62	<62	<62	<62	1200 L	<62	<62	<62	14400
MW-15D	15-Sep-00	<50	<50	<50	<50	<50	<50	<50	<50	<50	<50	<50	<50	<50	16600
	15-Mar-01	<62	<62	<62	<62	<62	<62	<62	<62	<62	470 L	<62	<62	<62	17370
MW-15D	26-Jun-01	<62	<62	<62	<62	<62	<62	<25	<25	<62	330 L	<62	<62	<62	15530
(duplicate)	26-Jun-01	<62	<62	<62	<62	<62	<62	<25	<25	<62	340 L	<62	<62	<62	15440
MW-15D	19-Sep-01	<62	<62	<62	<62	<62	<62	<25	<25	<62	<62	<62	<62	<62	16800
	28-Mar-02	<62	<62	<62	<62	<62	<62	<25	<25	<62	<62	<62	<62	<62	13000
	6-Jun-02	<62	<62	<62	<62	<62	<62	<25	<25	<62	510 L	<62	<62	<62	25010
	5-Sep-02	<100	<100	<100	<100	<100	<100	<40	<40	<100	610 L	<100	<100	<100	16910
	17-Dec-02	<62	<62	<62	<62	<62	<62	<25	<25	<62	<62	<62	<62	<62	14000
	21-Mar-03	<25	<25	<25	<25	<50	<25	<25	<25	<25	<100	<50	<25	<25	13500
	12-Jun-03	<50	<50	<50	<50	<100	<50	<50	<50	<50	<200	<100	<50	<50	12000
MW-15D	23-Sep-03	<25	<25	<25	<25	<50	<25	<25	<25	<25	<100	<50	<25	<25	14650

Table 2. Summary of Monitor Well Sampling VOCs Analytical Results, Former Sta-Rite Facility, Deerfield, WI.

2/17/2022

WELL ID	Sample Date	Trichloroethene (ug/L)	cis-1,2-Dichloroethene (ug/L)	trans-1,2-Dichloroethene (ug/L)	1,1,1-Trichloroethane (ug/L)	1,1-Dichloroethene (ug/L)	1,2-Dichloroethane (ug/L)	1,1-Dichloroethane (ug/L)	Vinyl Chloride (ug/L)	Benzene (ug/L)	Carbon Tetrachloride	1,1-Dichloropropene	Ethylbenzene (ug/L)	Tetrachloroethene (ug/L)	Toluene (ug/L)	Xylenes (Total) (ug/L)
NR 140	ES	5	70	100	200	7	5	850	0.2	5	5		700	5	800	2000
NR 140	PAL	0.5	7	20	40	0.7	0.5	85	0.02	0.5	0.5		140	0.5	160	400
MW-15D	18-Dec-03	2700	13000	<80	<80	<80	<80	<80	<32	<32	<80	<80	<80	<80	<32	<80
	18-Mar-04	2400	13000	<120	<120	<120	<120	<120	<50	<50	<120	<120	<120	<120	<50	<120
	22-Jun-04	2400	12000	<100	<100	<100	<100	<100	<40	<40	<100	<100	<100	<100	<40	<100
MW-15D	8-Sep-04	2200	12000	<100	<100	<100	<100	<100	<40	<40	<100	<100	<100	<100	<40	<100
MW-15D	28-Dec-04	2600	11000	<100	<100	<100	<100	<100	<40	<40	<100	<100	<100	<100	<40	<100
(duplicate)	28-Dec-04	2500	11000	<100	<100	<100	<100	<100	<40	<40	<100	<100	<100	<100	<40	<100
MW-15D	16-Mar-05	2200	13000	<80	<80	<80	<80	<80	<32	<32	<80	<80	<80	<80	<32	<80
(duplicate)	16-Mar-05	2300	13000	<80	<80	<80	<80	<80	<32	<32	<80	<80	<80	<80	<32	<80
MW-15D	30-Jun-05	1100	5200	<100	<100	<100	<100	<100	<40	<40	<100	<100	<100	<100	<40	<100
	20-Sep-05	2000	12000	<50	<50	<50	<50	<50	<20	<20	<50	<50	<50	<50	<20	<50
(duplicate)	20-Sep-05	1900	11000	<50	<50	<50	<50	<50	<20	<20	<50	<50	<50	<50	<20	<50
MW-15D	29-Dec-05	2200	15000	<80	<80	<80	<80	<80	<32	<32	<80	<80	<80	<80	<32	<80
MW-15D	17-May-06	1900	15000	<100	<100	<100	<100	<100	<40	<40	<100	<100	<100	<100	<40	<100
(duplicate)	17-May-06	2400	18000	<100	<100	<100	<100	<100	<40	<40	<100	<100	<100	<100	<40	<100
MW-15D	21-Nov-06	1700	16000	<120	<120	<120	<120	<120	<50	<50	<120	<120	<120	<120	<50	<120
(duplicate)	21-Nov-06	1800	17000	<120	<120	<120	<120	<120	<50	<50	<120	<120	<120	<120	<50	<120
MW-15D	23-May-07	990	11000	<100	<100	<100	<100	<100	<40	<40	<100	<100	<100	<100	<40	<100
MW-15D	5-Dec-07	810	8400	<80	<80	<80	<80	<80	<32	<32	<80	<80	<80	<80	<32	<80
(duplicate)	5-Dec-07	800	8400	<80	<80	<80	<80	<80	<32	<32	<80	<80	<80	<80	<32	<80
MW-15D	30-May-08	990	8400	<50	<50	<50	<50	<50	<20	<20	<50	<50	<50	<50	<50	<50
(duplicate)	30-May-08	710	7900	<50	<50	<50	<50	<50	<20	<20	<50	<50	<50	<50	<50	<50
MW-15D	25-Nov-08	1600	12000	<50	<50	<50	<50	<50	<20	<20	<50	<50	<50	<50	<50	<50
	20-May-09	820	4800	<20	<20	<20	<20	<20	<8.0	<8.0	<20	<20	<20	<20	<20	<20
	17-Nov-09	1100	6100	<50	<50	<50	<50	<50	<20	<20	<50	<50	<50	<50	<50	<50
MW-15D	13-May-10	690	3300	<25	<25	<25	<25	<25	<10	<10	<40	<25	<25	<25	<25	<25

Table 2. Summary of Monitor Well Sampling VOCs Analytical Results, Former Sta-Rite Facility, Deerfield, WI.

2/17/2022

WELL ID	Sample Date	Chloroform (ug/L)	Chloromethane (ug/L)	sec-Butylbenzene (ug/L)	Isopropylbenzene (ug/L)	n-propylbenzene (ug/L)	Naphthalene (ug/L)	1,2,4-trimethylbenzene (ug/L)	1,3,5-trimethylbenzene (ug/L)	1,1,2-Trichloroethane (ug/L)	Methylene Chloride (ug/L)	Methyl-t-butyl-ether (ug/L)	1,1,2,2-Tetrachloroethane (ug/L)	Bromodichloromethane (ug/L)	Total VOCs (ug/L)
NR 140	ES	6	30	--	--	--	100	480*	480*	5	5	60	0.2	0.6	--
NR 140	PAL	0.6	3	--	--	--	10	96*	96*	0.5	0.5	12	0.02	0.06	--
MW-15D	18-Dec-03	<32	<32	<40	<32	<80	<40	<32	<32	<40	<160	<80	<32	<32	15700
	18-Mar-04	<50	<50	<62	<50	<120	<62	<50	<50	<62	<250	<120	<50	<50	15400
	22-Jun-04	<40	<40	<50	<40	<100	<50	<40	<40	<50	<200	<100	<40	<40	14400
MW-15D	8-Sep-04	<40	<40	<50	<40	<100	<50	<40	<40	<50	<200	<100	<40	<40	14200
MW-15D	28-Dec-04	<40	<40	<50	<40	<100	<50	<40	<40	<50	<200	<100	<40	<40	13600
(duplicate)	28-Dec-04	<40	<40	<50	<40	<100	<50	<40	<40	<50	<200	<100	<40	<40	13500
MW-15D	16-Mar-05	<32	<32	<40	<32	<80	<40	<32	<32	<40	<160	<80	<32	<32	15200
(duplicate)	16-Mar-05	<32	<32	<40	<32	<80	<40	<32	<32	<40	<160	<80	<32	<32	15300
MW-15D	30-Jun-05	<40	<40	<50	<40	<100	<50	<40	<40	<50	<200	<100	<40	<40	6300
	20-Sep-05	<20	<20	<25	<20	<50	<25	<20	<20	<20	<100	<50	<20	<20	14000
(duplicate)	20-Sep-05	<20	<20	<25	<20	<50	<25	<20	<20	<20	<100	<50	<20	<20	12900
MW-15D	29-Dec-05	<32	<32	<40	<32	<80	<40	<32	<32	<40	<160	<80	<32	<32	17200
MW-15D	17-May-06	<40	<40	<50	<40	<100	<50	<40	<40	<50	<200	<100	<40	<40	16900
(duplicate)	17-May-06	<40	<40	<50	<40	<100	<50	<40	<40	<50	<200	<100	<40	<40	20400
MW-15D	21-Nov-06	<50	<50	<62	<50	<120	<62	<50	<50	<62	<250	<120	<50	<50	17700
(duplicate)	21-Nov-06	<50	<50	<62	<50	<120	<62	<50	<50	<62	<250	<120	<50	<50	18800
MW-15D	23-May-07	<40	<40	<50	<40	<100	<50	<50	<40	<50	<200	<100	<40	<40	11990
MW-15D	5-Dec-07	<32	<32	<40	<32	<80	<40	<40	<32	<32	<160	<80	<32	<32	9210
(duplicate)	5-Dec-07	<32	<32	<40	<32	<80	<40	<40	<32	<32	<160	<80	<32	<32	9200
MW-15D	30-May-08	<20	<50	<25	<20	<50	<25	<20	<20	<25	<100	<50	<20	<20	9390
(duplicate)	30-May-08	<20	<50	<25	<20	<50	<25	<20	<20	<25	<100	<50	<20	<20	8610
MW-15D	25-Nov-08	<20	<30	<25	<20	<50	<25	<20	<20	<20	<100	<50	<20	<20	13600
	20-May-09	<8.0	<12	<10	<8.0	<20	<10	<8.0	<8.0	<10	<40	<20	<8.0	<8.0	5620
	17-Nov-09	<20	<30	<25	<20	<50	<25	<20	<20	<25	<100	<50	<20	<20	7200
MW-15D	13-May-10	<10	<15	<13	<10	<25	<13	<10	<10	<13	<50	<25	<10	<10	3990

Table 2. Summary of Monitor Well Sampling VOCs Analytical Results, Former Sta-Rite Facility, Deerfield, WI.

2/17/2022

WELL ID	Sample Date	Trichloroethene (ug/L)	cis-1,2-Dichloroethene (ug/L)	trans-1,2-Dichloroethene (ug/L)	1,1,1-Trichloroethane (ug/L)	1,1-Dichloroethene (ug/L)	1,2-Dichloroethane (ug/L)	1,1-Dichloroethane (ug/L)	Vinyl Chloride (ug/L)	Benzene (ug/L)	Carbon Tetrachloride	1,1-Dichloropropene	Ethylbenzene (ug/L)	Tetrachloroethene (ug/L)	Toluene (ug/L)	Xylenes (Total) (ug/L)
NR 140	ES	5	70	100	200	7	5	850	0.2	5	5		700	5	800	2000
NR 140	PAL	0.5	7	20	40	0.7	0.5	85	0.02	0.5	0.5		140	0.5	160	400
MW-15D (duplicate)	16-Nov-10	540	1200	<8.0	<8.0	<8.0	<8.0	<8.0	<3.2	<3.2	<13	<8.0	<8.0	<8.0	<8.0	<8.0
MW-15D (duplicate)	12-May-11	500	1800	<8.0	<8.0	<8.0	<8.0	<8.0	<3.2	<3.2	<13	<8.0	<8.0	<8.0	<8.0	<8.0
MW-15D (duplicate)	10-Nov-11	650	2900	<10	<10	<10	<10	<10	<4.0	<4.0	<16	<10	<10	<10	<10	<10
MW-15D (duplicate)	10-May-12	460	660	1.8	<0.20	1.6	<0.28	<0.19	<0.10	<0.074	<0.26	<0.34	<0.13	0.67	<0.11	<0.068
MW-15D (duplicate)	29-Nov-12	350	1400	2.7	<0.40	3.6	<0.56	<0.38	<0.20	<0.15	<0.52	<0.68	<0.26	<0.34	<0.22	<0.14
MW-15D (duplicate)	4-Jun-13	360	1400	2.8	1.2	2.6	<0.28	<0.19	<0.10	<0.074	<0.26	<0.34	<0.13	<0.17	<0.11	<0.068
MW-15D (duplicate)	11-Nov-13	500	1200	2.8	<1.0	4.4	<1.4	<0.95	<0.50	<0.37	<1.3	<1.7	<0.65	<0.85	<0.55	<0.34
MW-15D (duplicate)	13-May-14	380	510	2.0	<0.40	1.4	<0.56	<0.38	<0.20	<0.15	<0.52	<0.68	<0.26	<0.34	<0.22	<0.14
MW-15D (duplicate)	6-Nov-14	960	2700	5.8	<1.0	8.6	<1.4	<0.95	<0.50	<0.37	<1.3	<1.7	<0.65	<0.85	<0.55	<0.34
MW-15D (duplicate)	13-May-15	390	450	2.6	<0.20	1.7	<0.28	<0.19	<0.10	<0.074	<0.26	<0.34	<0.13	0.76	<0.11	<0.068
MW-15D (duplicate)	11-Nov-15	370	400	2.6	0.83	1.2	<0.39	<0.41	<0.20	<0.15	<0.38	<0.30	<0.18	0.63	<0.15	<0.22
MW-15D (duplicate)	17-May-16	390	500	3.0	<0.38	1.4	<0.39	<0.41	<0.20	<0.15	<0.38	<0.30	<0.18	0.61	<0.15	<0.22
MW-15D (duplicate)	29-Nov-16	500	460	2.8	<0.76	<0.78	<0.78	<0.82	<0.41	<0.29	<0.77	<0.59	<0.37	<0.74	<0.30	<0.44

Table 2. Summary of Monitor Well Sampling VOCs Analytical Results, Former Sta-Rite Facility, Deerfield, WI.

2/17/2022

WELL ID	Sample Date	Chloroform (ug/L)	Chloromethane (ug/L)	sec-Butylbenzene (ug/L)	Isopropylbenzene (ug/L)	n-propylbenzene (ug/L)	Naphthalene (ug/L)	1,2,4-trimethylbenzene (ug/L)	1,3,5-trimethylbenzene (ug/L)	1,1,2-Trichloroethane (ug/L)	Methylene Chloride (ug/L)	Methyl-t-butyl-ether (ug/L)	1,1,2,2-Tetrachloroethane (ug/L)	Bromodichloromethane (ug/L)	Total VOCs (ug/L)
NR 140	ES	6	30	--	--	--	100	480*	480*	5	5	60	0.2	0.6	--
NR 140	PAL	0.6	3	--	--	--	10	96*	96*	0.5	0.5	12	0.02	0.06	--
MW-15D (duplicate)	16-Nov-10	<3.2	<4.8	<4.0	<3.2	<8.0	<4.0	<3.2	<3.2	<4.0	<16	<8.0	<3.2	<3.2	1740
MW-15D (duplicate)	16-Nov-10	<3.2	<4.8	<4.0	<3.2	<8.0	<4.0	<3.2	<3.2	<4.0	<16	<8.0	<3.2	<3.2	1340
MW-15D (duplicate)	12-May-11	<3.2	<4.8	<4.0	<3.2	<8.0	<4.0	<3.2	<3.2	<4.0	<16	<8.0	<3.2	<3.2	2300
MW-15D (duplicate)	12-May-11	<3.2	<4.8	<4.0	<3.2	<8.0	<4.0	<3.2	<3.2	<4.0	<16	<8.0	<3.2	<3.2	2619
MW-15D (duplicate)	10-Nov-11	<4.0	<6.0	<5.0	<4.0	<10	<5.0	<4.0	<4.0	<5.0	<20	<10	<4.0	<4.0	3550
MW-15D (duplicate)	10-Nov-11	<4.0	<6.0	<5.0	<4.0	<10	<5.0	<4.0	<4.0	<5.0	<20	<10	<4.0	<4.0	3670
MW-15D (duplicate)	10-May-12	<0.20	<0.18	<0.15	<0.14	<0.13	<0.16	<0.14	<0.18	<0.28	<0.68	<0.24	<0.23	<0.17	1124.07
MW-15D (duplicate)	10-May-12	<0.20	<0.18	<0.15	<0.14	<0.13	<0.16	<0.14	<0.18	<0.28	<0.68	<0.24	<0.23	<0.17	1174.42
MW-15D (duplicate)	29-Nov-12	<0.40	<0.36	<0.30	<0.28	<0.26	<0.32	<0.28	<0.36	<0.56	<1.4	<0.48	<0.46	<0.34	1756.3
MW-15D (duplicate)	29-Nov-12	<0.40	<0.36	<0.30	<0.28	<0.26	<0.32	<0.28	<0.36	<0.56	<1.4	<0.48	<0.46	<0.34	1645.7
MW-15D (duplicate)	4-Jun-13	<0.20	<0.18	<0.15	<0.14	<0.13	<0.16	<0.14	<0.18	<0.28	<0.68	<0.24	<0.23	<0.17	1766.6
MW-15D (duplicate)	4-Jun-13	<0.20	<0.18	<0.15	<0.14	<0.13	<0.16	<0.14	<0.18	<0.28	<0.68	<0.24	<0.23	<0.17	1254.39
MW-15D (duplicate)	11-Nov-13	<1.0	<0.90	<0.75	<0.70	<0.65	<1.2	<0.70	<0.90	<1.4	<3.4	<1.2	<1.2	<0.85	1707.2
MW-15D (duplicate)	11-Nov-13	<1.0	<0.90	<0.75	<0.70	<0.65	<1.2	<0.70	<0.90	<1.4	<3.4	<1.2	<1.2	<0.85	1806.9
MW-15D (duplicate)	13-May-14	<0.40	<0.36	<0.30	<0.28	<0.26	<0.32	<0.28	<0.36	<0.56	<1.4	<0.48	<0.46	<0.34	893.4
MW-15D (duplicate)	13-May-14	<0.40	<0.36	<0.30	<0.28	<0.26	<0.32	<0.28	<0.36	<0.56	<1.4	<0.48	<0.46	<0.34	873.4
MW-15D (duplicate)	6-Nov-14	<1.0	<0.90	<0.75	<0.70	<0.65	<0.80	<0.70	<0.90	<1.4	<3.4	<1.2	<1.2	<0.85	3674.4
MW-15D (duplicate)	6-Nov-14	<1.0	<0.90	<0.75	<0.70	<0.65	<0.80	<0.70	<0.90	<1.4	<3.4	<1.2	<1.2	<0.85	3705.2
MW-15D (duplicate)	13-May-15	<0.20	<0.18	<0.15	<0.14	<0.13	<0.16	<0.14	<0.18	<0.28	<0.68	<0.24	<0.23	<0.17	845.06
MW-15D (duplicate)	13-May-15	<0.20	<0.18	<0.15	<0.14	<0.13	<0.16	<0.14	<0.18	<0.28	<0.68	<0.24	<0.23	<0.17	815.07
MW-15D (duplicate)	11-Nov-15	<0.37	<0.32	<0.40	<0.39	<0.41	<0.34	<0.36	<0.25	<0.35	<1.6	<0.39	<0.46	<0.37	775.26
MW-15D (duplicate)	11-Nov-15	<0.37	<0.32	<0.40	<0.39	<0.41	<0.34	<0.36	<0.25	<0.35	<1.6	<0.39	<0.46	<0.37	684.27
MW-15D (duplicate)	17-May-16	<0.37	<0.32	<0.40	<0.39	<0.41	<0.34	<0.36	<0.25	<0.35	<1.6	<0.39	<0.40	<0.37	895.01
MW-15D (duplicate)	17-May-16	<0.37	<0.32	<0.40	<0.39	<0.41	<0.34	<0.36	<0.25	<0.35	<1.6	<0.39	<0.40	<0.37	893.98
MW-15D	29-Nov-16	<0.74	<0.64	<0.80	<0.77	<0.83	<0.67	<0.72	<0.51	<0.70	<3.3	<0.79	<0.80	<0.74	962.8

Table 2. Summary of Monitor Well Sampling VOCs Analytical Results, Former Sta-Rite Facility, Deerfield, WI.

2/17/2022

WELL ID	Sample Date	Trichloroethene (ug/L)	cis-1,2-Dichloroethene (ug/L)	trans-1,2-Dichloroethene (ug/L)	1,1,1-Trichloroethane (ug/L)	1,1-Dichloroethene (ug/L)	1,2-Dichloroethane (ug/L)	1,1-Dichloroethane (ug/L)	Vinyl Chloride (ug/L)	Benzene (ug/L)	Carbon Tetrachloride	1,1-Dichloropropene	Ethylbenzene (ug/L)	Tetrachloroethene (ug/L)	Toluene (ug/L)	Xylenes (Total) (ug/L)
NR 140	ES	5	70	100	200	7	5	850	0.2	5	5		700	5	800	2000
NR 140	PAL	0.5	7	20	40	0.7	0.5	85	0.02	0.5	0.5		140	0.5	160	400
(duplicate)	29-Nov-16	440	410	2.9	<0.76	<0.78	<0.78	<0.82	<0.41	<0.29	<0.77	<0.59	<0.37	<0.74	<0.30	<0.44
MW-15D	18-May-17	230	1100	3.1	<1.9	2.7	<2.0	<2.1	<1.0	<0.73	<1.9	<1.5	<0.92	<1.9	<0.76	<1.1
(duplicate)	18-May-17	280	1100	3.2	<1.9	2.9	<2.0	<2.1	<1.0	<0.73	<1.9	<1.5	<0.92	<1.9	<0.76	<1.1
MW-15D	16-Nov-17	200	1100	2.5	<0.76	2.2	<0.78	<0.82	<0.41	<0.29	<0.77	<0.59	<0.37	<0.74	<0.30	<0.44
(duplicate)	16-Nov-17	210	1200	2.1	<0.76	2.2	<0.78	<0.82	<0.41	<0.29	<0.77	<0.59	<0.37	<0.74	<0.30	<0.44
MW-15D	9-May-18	170	780	<7.4	<7.4	<7.2	<10	<7.6	<10	<8.6	<6.6	<6.8	<6.6	<15	<9.6	<4.6
(duplicate)	9-May-18	190	850	<7.4	<7.4	<7.2	<10	<7.6	<10	<8.6	<6.6	<6.8	<6.6	<15	<9.6	14
MW-15D	28-Nov-18	130	960	1.5	<0.76	1.9	<0.78	<0.82	<0.41	<0.29	<0.77	<0.59	<0.37	<0.74	<0.30	<0.44
(duplicate)	28-Nov-18	150	910	1.2	<0.76	1.9	<0.78	<0.82	<0.41	<0.29	<0.77	<0.59	<0.37	<0.74	<0.30	<0.44
MW-15D	13-May-19	170	780	2.8	<0.38	<0.39	<0.39	<0.41	<0.20	<0.15	<0.38	<0.30	<0.18	<0.37	<0.15	<0.22
(duplicate)	13-May-19	160	820	1.6	<0.38	1.6	<0.39	0.49	<0.20	<0.15	<0.38	<0.30	<0.18	<0.37	0.20	<0.22
MW-15D	13-Nov-19	170	900	1.6	<0.76	2.2	<0.78	<0.82	<0.41	<0.29	<0.77	<0.59	<0.37	<0.74	<0.30	<0.44
(duplicate)	13-Nov-19	180	810	1.6	<0.76	2.2	<0.78	<0.82	<0.41	<0.29	<0.77	<0.59	<0.37	<0.74	<0.30	<0.44
MW-15D	13-May-20	160	730	5.1	<0.38	1.9	<0.39	<0.41	<0.20	<0.15	<0.38	<0.30	<0.18	<0.37	<0.15	<0.22
(duplicate)	13-May-20	170	750	3.0	<0.38	2.0	<0.39	0.51	0.23	<0.15	<0.38	<0.30	<0.18	<0.37	<0.15	<0.22
	12-Nov-20	270	760	1.7	<0.76	2.8	<0.78	<0.82	<0.41	<0.29	<0.77	<0.59	<0.37	<0.74	<0.30	<0.44
MW-15D	13-May-21	150	950	2.6	<0.76	1.9	<0.78	<0.82	<0.41	<0.29	<0.77	<0.59	<0.37	<0.74	<0.30	<0.44
(duplicate)	13-May-21	160	890	2.1	<0.76	2.3	<0.78	<0.82	<0.41	<0.29	<0.77	<0.59	<0.37	<0.74	<0.30	<0.44
MW-15D	21-Dec-21	160	850	1.4	<0.76	2.4	<0.78	<0.82	<0.41	<0.29	<0.77	<0.59	<0.37	<0.74	<0.30	<0.44
(duplicate)	21-Dec-21	150	930	1.2	<0.76	1.8	<0.78	<0.82	<0.41	<0.29	<0.77	<0.59	<0.37	<0.74	<0.30	<0.44
MW-16D	20-Apr-99	<0.49	0.37	<0.39	<0.28	<0.73	<0.20	<0.25	<0.46	<0.31	<1.1	<1.1	<0.38	<0.63	0.56	<1.1
	7-Mar-00	<0.25	<0.25	<0.25	<0.25	<0.25	<0.25	<0.25	<0.25	<0.10	<0.25	<0.25	<0.25	<0.25	<0.10	<0.25
	16-May-00	<0.50	<0.50	<0.50	<0.50	<0.50	<0.50	<0.50	<0.50	<0.50	<0.50	<0.50	<0.50	<0.50	<0.50	<0.50
	15-Sep-00	<0.25	<0.25	<0.25	<0.25	<0.25	<0.25	<0.25	<0.25	<0.10	<0.50	<0.50	<0.50	<0.25	0.16 B	<0.50
MW-16D	26-Jun-01	<0.25	<0.25	<0.25	<0.25	<0.25	<0.25	<0.25	<0.25	<0.10	<0.25	<0.25	<0.25	<0.25	0.16 B	<0.25

Table 2. Summary of Monitor Well Sampling VOCs Analytical Results, Former Sta-Rite Facility, Deerfield, WI.

2/17/2022

WELL ID	Sample Date	Chloroform (ug/L)	Chloromethane (ug/L)	sec-Butylbenzene (ug/L)	Isopropylbenzene (ug/L)	n-propylbenzene (ug/L)	Naphthalene (ug/L)	1,2,4-trimethylbenzene (ug/L)	1,3,5-trimethylbenzene (ug/L)	1,1,2-Trichloroethane (ug/L)	Methylene Chloride (ug/L)	Methyl-t-butyl-ether (ug/L)	1,1,2,2-Tetrachloroethane (ug/L)	Bromodichloromethane (ug/L)	Total VOCs (ug/L)
NR 140	ES	6	30	--	--	--	100	480*	480*	5	5	60	0.2	0.6	--
NR 140	PAL	0.6	3	--	--	--	10	96*	96*	0.5	0.5	12	0.02	0.06	--
(duplicate)	29-Nov-16	<0.74	<0.64	<0.80	<0.77	<0.83	<0.67	<0.72	<0.51	<0.70	15 L	<0.79	<0.80	<0.74	867.9
MW-15D	18-May-17	<1.9	<1.6	<2.0	<1.9	<2.1	<1.7	<1.8	<1.3	<2.3	<8.2	<2.0	<2.0	<1.9	1335.8
(duplicate)	18-May-17	<1.9	<1.6	<2.0	<1.9	<2.1	<1.7	<1.8	<1.3	<2.3	<8.2	<2.0	<2.0	<1.9	1386.1
MW-15D	16-Nov-17	<0.74	<0.64	<0.80	<0.77	<0.83	<0.67	<0.72	<0.51	<0.92	<3.3	<0.79	<0.80	<0.74	1304.7
(duplicate)	16-Nov-17	<0.74	<0.64	<0.80	<0.77	<0.83	<0.67	<0.72	<0.51	<0.92	<3.3	<0.79	<0.80	<0.74	1414.3
MW-15D	9-May-18	<10	<8.0	<8.4	<7.0	<7.6	<50	<9.4	<6.2	<7.4	<50	<6.0	<12	<8.8	950
(duplicate)	9-May-18	<10	<8.0	<8.4	<7.0	<7.6	<50	<9.4	<6.2	<7.4	<50	<6.0	<12	<8.8	1054
MW-15D	28-Nov-18	<0.74	<0.64	<0.80	<0.77	<0.83	<0.67	<0.72	<0.51	<0.70	<3.3	<0.79	<0.80	<0.74	1093.4
(duplicate)	28-Nov-18	<0.74	<0.64	<0.80	<0.77	<0.83	<0.67	<0.72	<0.51	<0.70	<3.3	<0.79	<0.80	<0.74	1063.1
MW-15D	13-May-19	<0.37	<0.32	<0.40	<0.39	<0.41	<0.34	<0.36	<0.25	<0.35	<1.6	<0.39	<0.40	<0.37	952.8
(duplicate)	13-May-19	<0.37	<0.32	<0.40	<0.39	<0.41	<0.34	<0.36	<0.25	<0.35	<1.6	<0.39	<0.40	<0.37	983.89
MW-15D	13-Nov-19	<0.74	<0.64	<0.80	<0.77	<0.83	<0.67	<0.72	<0.51	<0.70	<3.3	<0.79	<0.80	<0.74	1073.8
(duplicate)	13-Nov-19	<0.74	<0.64	<0.80	<0.77	<0.83	<0.67	<0.72	<0.51	<0.70	<3.3	<0.79	<0.80	<0.74	993.8
MW-15D	13-May-20	<0.37	<0.32	<0.40	<0.39	<0.41	<0.34	<0.36	<0.25	<0.35	<1.6	<0.39	<0.40	<0.37	897
(duplicate)	13-May-20	<0.37	<0.32	<0.40	<0.39	<0.41	<0.34	<0.36	<0.25	<0.35	<1.6	<0.39	<0.40	<0.37	925.74
MW-15D	12-Nov-20	<0.74	<0.64	<0.80	<0.77	<0.83	<0.67	<0.72	<0.51	<0.70	<3.3	<0.79	<0.80	<0.74	1034.5
(duplicate)	13-May-21	<0.74	<0.64	<0.80	<0.77	<0.83	<0.67	<0.72	<0.51	<0.70	3.6	<0.79	<0.80	<0.74	1108.1
MW-15D	13-May-21	<0.74	<0.64	<0.80	<0.77	<0.83	<0.67	<0.72	<0.51	<0.70	<3.3	<0.79	<0.80	<0.74	1054.4
(duplicate)	21-Dec-21	<0.74	<0.64	<0.80	<0.77	<0.83	<0.67	<0.72	<0.51	<0.70	<3.3	<0.79	<0.80	<0.74	1013.8
MW-16D	21-Dec-21	<0.74	<0.64	<0.80	<0.77	<0.83	<0.67	<0.72	<0.51	<0.70	<3.3	<0.79	<0.80	<0.74	1083
MW-16D	20-Apr-99	ND	ND	ND	ND	ND	ND	ND	ND	<0.15	<0.87	ND	ND	ND	0.93
	7-Mar-00	<0.25	<0.25	<0.25	<0.25	<0.25	<0.25	<0.25	<0.25	<0.25	<0.25	<0.25	<0.25	<0.25	0
	16-May-00	<0.50	<0.50	<0.50	<0.50	<0.50	<0.50	<0.50	<0.50	<0.50	9.3 L	<0.50	<0.50	<0.50	9.3
	15-Sep-00	<0.25	<0.25	<0.25	<0.25	<0.25	<0.25	0.12	<0.10	<0.25	<0.25	<0.25	<0.25	<0.25	0.28
MW-16D	26-Jun-01	<0.25	<0.25	<0.25	<0.25	<0.25	<0.25	<0.10	<0.10	<0.25	<0.25	<0.25	<0.25	<0.25	0.16

Table 2. Summary of Monitor Well Sampling VOCs Analytical Results, Former Sta-Rite Facility, Deerfield, WI.

2/17/2022

WELL ID	Sample Date	Trichloroethene (ug/L)	cis-1,2-Dichloroethene (ug/L)	trans-1,2-Dichloroethene (ug/L)	1,1,1-Trichloroethane (ug/L)	1,1-Dichloroethene (ug/L)	1,2-Dichloroethane (ug/L)	1,1-Dichloroethane (ug/L)	Vinyl Chloride (ug/L)	Benzene (ug/L)	Carbon Tetrachloride	1,1-Dichloropropene	Ethylbenzene (ug/L)	Tetrachloroethene (ug/L)	Toluene (ug/L)	Xylenes (Total) (ug/L)
NR 140	ES	5	70	100	200	7	5	850	0.2	5	5		700	5	800	2000
NR 140	PAL	0.5	7	20	40	0.7	0.5	85	0.02	0.5	0.5		140	0.5	160	400
MW-16D	19-Sep-01	<0.25	<0.25	<0.25	<0.25	<0.25	<0.25	<0.25	<0.25	<0.10	<0.25	<0.25	<0.25	<0.25	<0.10	<0.25
	18-Dec-01	<0.25	<0.25	<0.25	<0.25	<0.25	<0.25	<0.25	<0.25	<0.10	<0.25	<0.25	<0.25	<0.25	<0.10	<0.25
	27-Mar-02	<0.25	<0.25	<0.25	<0.25	<0.25	<0.25	<0.25	<0.25	<0.10	<0.25	<0.25	<0.25	<0.25	<0.10	<0.25
	6-Jun-02	<0.25	<0.25	<0.25	<0.25	<0.25	<0.25	<0.25	<0.25	<0.10	<0.25	<0.25	<0.25	<0.25	<0.10	<0.25
	6-Sep-02	<0.25	<0.25	<0.25	<0.25	<0.25	<0.25	<0.25	<0.25	<0.10	<0.25	<0.25	<0.25	<0.25	<0.10	<0.25
MW-16D	11-Dec-02	<0.25	<0.25	<0.25	<0.25	<0.25	<0.25	<0.25	<0.25	<0.10	<0.25	<0.25	<0.25	<0.25	<0.10	<0.25
MW-16D	20-Mar-03	<0.25	<0.50	<0.50	<0.50	<0.50	<0.50	<0.50	<0.50	<0.25	<0.50	<0.50	<0.50	<0.50	<0.25	<0.50
	12-Jun-03	<0.25	<0.50	<0.50	<0.50	<0.50	<0.50	<0.50	<0.50	<0.25	<0.50	<0.50	<0.50	<0.50	<0.25	<0.50
	22-Sep-03	<0.25	<0.50	<0.50	<0.50	<0.50	<0.50	<0.50	<0.25	<0.25	<0.50	<0.50	<0.50	<0.50	<0.25	<0.50
MW-16D	18-Dec-03	<0.20	<0.50	<0.50	<0.50	<0.50	<0.50	<0.50	<0.20	<0.20	<0.50	<0.50	<0.50	<0.50	<0.20	<0.50
	17-Mar-04	<0.20	<0.50	<0.50	<0.50	<0.50	<0.50	<0.50	<0.20	<0.20	<0.50	<0.50	<0.50	<0.50	<0.20	<0.50
	21-Jun-04	<0.20	<0.50	<0.50	<0.50	<0.50	<0.50	<0.50	<0.20	<0.20	<0.50	<0.50	<0.50	<0.50	<0.20	<0.50
MW-16D	8-Sep-04	<0.20	<0.50	<0.50	<0.50	<0.50	<0.50	<0.50	<0.20	<0.20	<0.50	<0.50	<0.50	<0.50	<0.20	<0.50
	28-Dec-04	<0.20	<0.50	<0.50	<0.50	<0.50	<0.50	<0.50	<0.20	<0.20	<0.50	<0.50	<0.50	<0.50	<0.20	<0.50
	15-Mar-05	<0.20	<0.50	<0.50	<0.50	<0.50	<0.50	<0.50	<0.20	<0.20	<0.50	<0.50	<0.50	<0.50	<0.20	<0.50
MW-16D	29-Jun-05	<0.20	<0.50	<0.50	<0.50	<0.50	<0.50	<0.50	<0.20	<0.20	<0.50	<0.50	<0.50	<0.50	<0.20	<0.50
	20-Sep-05	<0.20	<0.50	<0.50	<0.50	<0.50	<0.50	<0.50	<0.20	<0.20	<0.50	<0.50	<0.50	<0.50	<0.20	<0.50
	29-Dec-05	<0.20	<0.50	<0.50	<0.50	<0.50	<0.50	<0.50	<0.20	<0.20	<0.50	<0.50	<0.50	<0.50	<0.20	<0.50
	17-May-06	<0.20	<0.50	<0.50	<0.50	<0.50	<0.50	<0.50	<0.20	<0.20	<0.50	<0.50	<0.50	<0.50	<0.20	<0.50
	21-Nov-06	<0.20	<0.50	<0.50	<0.50	<0.50	<0.50	<0.50	<0.20	<0.20	<0.50	<0.50	<0.50	<0.50	<0.20	<0.50
	22-May-07	<0.20	<0.50	<0.50	<0.50	<0.50	<0.50	<0.50	<0.20	<0.20	<0.50	<0.50	<0.50	<0.50	<0.20	<0.50
	30-May-08	<0.20	<0.50	<0.50	<0.50	<0.50	<0.50	<0.50	<0.20	<0.20	<0.50	<0.50	<0.50	<0.50	<0.50	<0.50
MW-16D	24-Nov-08	4.7	1.3	<0.50	0.75	<0.50	<0.50	<0.50	<0.20	<0.20	<0.50	<0.50	<0.50	<0.50	<0.50	<0.50
	20-May-09	<0.20	<0.50	<0.50	<0.50	<0.50	<0.50	<0.50	<0.20	<0.20	<0.50	<0.50	<0.50	<0.50	<0.50	<0.50
	17-Nov-09	<0.20	<0.50	<0.50	<0.50	<0.50	<0.50	<0.50	<0.20	<0.20	<0.50	<0.50	<0.50	<0.50	<0.50	<0.50

Table 2. Summary of Monitor Well Sampling VOCs Analytical Results, Former Sta-Rite Facility, Deerfield, WI.

2/17/2022

WELL ID	Sample Date	Chloroform (ug/L)	Chloromethane (ug/L)	sec-Butylbenzene (ug/L)	Isopropylbenzene (ug/L)	n-propylbenzene (ug/L)	Naphthalene (ug/L)	1,2,4-trimethylbenzene (ug/L)	1,3,5-trimethylbenzene (ug/L)	1,1,2-Trichloroethane (ug/L)	Methylene Chloride (ug/L)	Methyl-t-butyl-ether (ug/L)	1,1,2,2-Tetrachloroethane (ug/L)	Bromodichloromethane (ug/L)	Total VOCs (ug/L)
NR 140	ES	6	30	--	--	--	100	480*	480*	5	5	60	0.2	0.6	--
NR 140	PAL	0.6	3	--	--	--	10	96*	96*	0.5	0.5	12	0.02	0.06	--
MW-16D	19-Sep-01	<0.25	<0.25	<0.25	<0.25	<0.25	<0.25	<0.10	<0.10	<0.25	<0.25	<0.25	<0.25	<0.25	0
	18-Dec-01	<0.25	<0.25	<0.25	<0.25	<0.25	<0.25	<0.10	<0.10	<0.25	3.1 L	<0.25	<0.25	<0.25	3.1
	27-Mar-02	<0.25	<0.25	<0.25	<0.25	<0.25	<0.25	<0.10	<0.10	<0.25	<0.25	<0.25	<0.25	<0.25	0
	6-Jun-02	<0.25	<0.25	<0.25	<0.25	<0.25	<0.25	<0.10	<0.10	<0.25	<0.25	<0.25	<0.25	<0.25	0
	6-Sep-02	<0.25	<0.25	<0.25	<0.25	<0.25	<0.25	<0.10	<0.10	<0.25	<0.25	<0.25	<0.25	<0.25	0
MW-16D	11-Dec-02	<0.25	<0.25	<0.25	<0.25	<0.25	<0.25	<0.10	<0.10	<0.25	0.58 L	<0.25	<0.25	<0.25	0.58
MW-16D	20-Mar-03	<0.25	<0.25	<0.25	<0.25	<0.50	<0.25	<0.25	<0.25	<0.25	<1.0	<0.50	<0.25	<0.25	0
	12-Jun-03	<0.25	<0.25	<0.25	<0.25	<0.50	<0.25	<0.25	<0.25	<0.25	<1.0	<0.50	<0.25	<0.25	0
	22-Sep-03	<0.25	<0.25	<0.25	<0.25	<0.50	<0.25	<0.25	<0.25	<0.25	<1.0	<0.50	<0.25	<0.25	0
MW-16D	18-Dec-03	<0.20	<0.20	<0.25	<0.20	<0.50	<0.25	<0.20	<0.20	<0.25	<1.0	<0.50	<0.20	<0.20	0
	17-Mar-04	<0.20	<0.20	<0.25	<0.20	<0.50	<0.25	<0.20	<0.20	<0.25	<1.0	<0.50	<0.20	<0.20	0
	21-Jun-04	<0.20	<0.20	<0.25	<0.20	<0.50	<0.25	<0.20	<0.20	<0.25	<1.0	<0.50	<0.20	<0.20	0
MW-16D	8-Sep-04	<0.20	<0.20	<0.25	<0.20	<0.50	<0.25	<0.20	<0.20	<0.25	1.6 L	<0.50	<0.20	<0.20	1.6
	28-Dec-04	<0.20	<0.20	<0.25	<0.20	<0.50	<0.25	<0.20	<0.20	<0.25	<1.0	<0.50	<0.20	<0.20	0
	15-Mar-05	<0.20	<0.20	<0.25	<0.20	<0.50	<0.25	<0.20	<0.20	<0.25	<1.0	<0.50	<0.20	<0.20	0
	29-Jun-05	<0.20	<0.20	<0.25	<0.20	<0.50	<0.25	<0.20	<0.20	<0.25	<1.0	<0.50	<0.20	<0.20	0
MW-16D	20-Sep-05	<0.20	<0.20	<0.25	<0.20	<0.50	<0.25	<0.20	<0.20	<0.25	1.1 L	<0.50	<0.20	<0.20	1.1
	29-Dec-05	<0.20	<0.20	<0.25	<0.20	<0.50	<0.25	<0.20	<0.20	<0.25	<1.0	<0.50	<0.20	<0.20	0
	17-May-06	<0.20	<0.20	<0.25	<0.20	<0.50	<0.25	<0.20	<0.20	<0.25	<1.0	<0.50	<0.20	<0.20	0
	21-Nov-06	<0.20	<0.20	<0.25	<0.20	<0.50	<0.25	<0.20	<0.20	<0.25	<1.0	<0.50	<0.20	<0.20	0
	22-May-07	<0.20	<0.20	<0.25	<0.20	<0.50	<0.25	<0.20	<0.20	<0.25	<1.0	<0.50	<0.20	<0.20	0
	30-May-08	<0.20	<0.50	<0.25	<0.20	<0.50	<0.25	<0.20	<0.20	<0.25	<1.0	<0.50	<0.20	<0.20	0
MW-16D	24-Nov-08	<0.20	<0.30	<0.25	<0.20	<0.50	<0.25	<0.20	<0.20	<0.25	<1.0	<0.50	<0.20	<0.20	6.75
	20-May-09	<0.20	<0.30	<0.25	<0.20	<0.50	<0.25	<0.20	<0.20	<0.25	<1.0	<0.50	<0.20	<0.20	0
	17-Nov-09	<0.20	<0.30	<0.25	<0.20	<0.50	2.4	0.33	<0.20	<0.25	<1.0	<0.50	<0.20	<0.20	2.73

Table 2. Summary of Monitor Well Sampling VOCs Analytical Results, Former Sta-Rite Facility, Deerfield, WI.

2/17/2022

WELL ID	Sample Date	Trichloroethene (ug/L)	cis-1,2-Dichloroethene (ug/L)	trans-1,2-Dichloroethene (ug/L)	1,1,1-Trichloroethane (ug/L)	1,1-Dichloroethene (ug/L)	1,2-Dichloroethane (ug/L)	1,1-Dichloroethane (ug/L)	Vinyl Chloride (ug/L)	Benzene (ug/L)	Carbon Tetrachloride	1,1-Dichloropropene	Ethylbenzene (ug/L)	Tetrachloroethene (ug/L)	Toluene (ug/L)	Xylenes (Total) (ug/L)
NR 140	ES	5	70	100	200	7	5	850	0.2	5	5		700	5	800	2000
NR 140	PAL	0.5	7	20	40	0.7	0.5	85	0.02	0.5	0.5		140	0.5	160	400
MW-16D	12-May-10	<0.20	<0.50	<0.50	<0.50	<0.50	<0.50	<0.50	<0.20	<0.20	<0.80	<0.50	<0.50	<0.50	<0.50	<0.50
	15-Nov-10	<0.20	<0.50	<0.50	<0.50	<0.50	<0.50	<0.50	<0.20	<0.20	<0.80	<0.50	<0.50	<0.50	<0.50	<0.50
	12-May-11	<0.20	<0.50	<0.50	<0.50	<0.50	<0.50	<0.50	<0.20	<0.20	<0.80	<0.50	<0.50	<0.50	<0.50	<0.50
MW-16D	10-Nov-11	<0.20	<0.50	<0.50	<0.50	<0.50	<0.50	<0.50	<0.20	<0.20	<0.80	<0.50	<0.50	<0.50	<0.50	<0.50
	10-May-12	<0.19	<0.12	<0.25	<0.20	<0.31	<0.28	<0.19	<0.10	<0.074	<0.26	<0.34	<0.13	<0.17	<0.11	<0.068
	29-Nov-12	<0.19	<0.12	<0.25	<0.20	<0.31	<0.28	<0.19	<0.10	<0.074	<0.26	<0.34	<0.13	<0.17	<0.11	<0.068
MW-16D	4-Jun-13	<0.19	<0.12	<0.25	<0.20	<0.31	<0.28	<0.19	<0.10	<0.074	<0.26	<0.34	<0.13	<0.17	<0.11	<0.068
	11-Nov-13	<0.19	<0.12	<0.25	<0.20	<0.31	<0.28	<0.19	<0.10	<0.074	<0.26	<0.34	<0.13	<0.17	<0.11	<0.068
	12-May-14	<0.19	<0.12	<0.25	<0.20	<0.31	<0.28	<0.19	<0.10	<0.074	<0.26	<0.34	<0.13	<0.17	<0.11	<0.068
MW-16D	6-Nov-14	<0.19	<0.12	<0.25	<0.20	<0.31	<0.28	<0.19	<0.10	<0.074	<0.26	<0.34	<0.13	<0.17	<0.11	<0.068
	13-May-15	<0.19	<0.12	<0.25	<0.20	<0.31	<0.28	<0.19	<0.10	<0.074	<0.26	<0.34	<0.13	<0.17	<0.11	<0.068
	11-Nov-15	<0.16	<0.41	<0.35	<0.38	<0.39	<0.39	<0.41	<0.20	<0.15	<0.38	<0.30	<0.18	<0.37	<0.15	<0.22
MW-16D	17-May-16	<0.16	<0.41	<0.35	<0.38	<0.39	<0.39	<0.41	<0.20	<0.15	<0.38	<0.30	<0.18	<0.37	<0.15	<0.22
	29-Nov-16	<0.16	<0.41	<0.35	<0.38	<0.39	<0.39	<0.41	<0.20	<0.15	<0.38	<0.30	<0.18	<0.37	<0.15	<0.22
	18-May-17	<0.16	<0.41	<0.35	<0.38	<0.39	<0.39	<0.41	<0.20	<0.15	<0.38	<0.30	<0.18	<0.37	<0.15	<0.22
MW-16D	16-Nov-17	<0.16	<0.41	<0.35	<0.38	<0.39	<0.39	<0.41	<0.20	<0.15	<0.38	<0.30	<0.18	<0.37	<0.15	<0.22
	10-May-18	<0.48	<0.41	<0.37	<0.37	<0.36	<0.50	<0.38	<0.50	<0.43	<0.33	<0.34	<0.33	<0.74	<0.48	<0.23
	28-Nov-18	<0.16	<0.41	<0.35	<0.38	<0.39	<0.39	<0.41	<0.20	<0.15	<0.38	<0.30	<0.18	<0.37	<0.15	<0.22
MW-16D	13-May-19	<0.16	<0.41	<0.35	<0.38	<0.39	<0.39	<0.41	<0.20	<0.15	<0.38	<0.30	<0.18	<0.37	<0.15	<0.22
	13-Nov-19	0.42	<0.41	<0.35	<0.38	<0.39	<0.39	<0.41	<0.20	<0.15	<0.38	<0.30	<0.18	<0.37	<0.15	<0.22
	13-May-20	0.45	<0.41	<0.35	<0.38	<0.39	<0.39	<0.41	<0.20	<0.15	<0.38	<0.30	<0.18	<0.37	<0.15	<0.22
MW-16D	12-Nov-20	<0.16	<0.41	<0.35	<0.38	<0.39	<0.39	<0.41	<0.20	<0.15	<0.38	<0.30	<0.18	<0.37	<0.15	<0.22
	12-May-21	<0.16	<0.41	<0.35	<0.38	<0.39	<0.39	<0.41	<0.20	<0.15	<0.38	<0.30	<0.18	<0.37	<0.15	<0.22
	22-Dec-21	<0.16	<0.41	<0.35	<0.38	<0.39	<0.39	<0.41	<0.20	<0.15	<0.38	<0.30	<0.18	<0.37	<0.15	<0.22
MW-17D	20-Apr-99	430	230	<7.8	560	120	<4.0	6.8	<9.2	<4.0	<22	<22	<7.6	<13	<7.8	<22

Table 2. Summary of Monitor Well Sampling VOCs Analytical Results, Former Sta-Rite Facility, Deerfield, WI.

2/17/2022

WELL ID	Sample Date	Chloroform (ug/L)	Chloromethane (ug/L)	sec-Butylbenzene (ug/L)	Isopropylbenzene (ug/L)	n-propylbenzene (ug/L)	Naphthalene (ug/L)	1,2,4-trimethylbenzene (ug/L)	1,3,5-trimethylbenzene (ug/L)	1,1,2-Trichloroethane (ug/L)	Methylene Chloride (ug/L)	Methyl-t-butyl-ether (ug/L)	1,1,2,2-Tetrachloroethane (ug/L)	Bromodichloromethane (ug/L)	Total VOCs (ug/L)
NR 140	ES	6	30	--	--	--	100	480*	480*	5	5	60	0.2	0.6	--
NR 140	PAL	0.6	3	--	--	--	10	96*	96*	0.5	0.5	12	0.02	0.06	--
MW-16D	12-May-10	<0.20	<0.30	<0.25	<0.20	<0.50	<0.25	<0.20	<0.20	<0.25	<1.0	<0.50	<0.20	<0.20	0
	15-Nov-10	<0.20	<0.30	<0.25	<0.20	<0.50	<0.25	<0.20	<0.20	<0.25	<1.0	<0.50	<0.20	<0.20	0
	12-May-11	<0.20	<0.30	<0.25	<0.20	<0.50	<0.25	<0.20	<0.20	<0.25	<1.0	<0.50	<0.20	<0.20	0
MW-16D	10-Nov-11	<0.20	<0.30	<0.25	<0.20	<0.50	<0.25	<0.20	<0.20	<0.25	<1.0	<0.50	<0.20	<0.20	0
	10-May-12	<0.20	<0.18	<0.15	<0.14	<0.13	<0.16	<0.14	<0.18	<0.28	<0.68	<0.24	<0.23	<0.17	0
	29-Nov-12	<0.20	<0.18	<0.15	<0.14	<0.13	<0.16	<0.14	<0.18	<0.28	<0.68	<0.24	<0.23	<0.17	0
MW-16D	4-Jun-13	<0.20	<0.18	<0.15	<0.14	<0.13	<0.16	<0.14	<0.18	<0.28	<0.68	<0.24	<0.23	<0.17	0
	11-Nov-13	<0.20	<0.18	<0.15	<0.14	<0.13	<0.16	<0.14	<0.18	<0.28	<0.68	<0.24	<0.23	<0.17	0
	12-May-14	<0.20	<0.18	<0.15	<0.14	<0.13	<0.16	<0.14	<0.18	<0.28	<0.68	<0.24	<0.23	<0.17	0
MW-16D	6-Nov-14	<0.20	<0.18	<0.15	<0.14	<0.13	<0.16	<0.14	<0.18	<0.28	<0.68	<0.24	<0.23	<0.17	0
	13-May-15	<0.20	<0.18	<0.15	<0.14	<0.13	<0.16	<0.14	<0.18	<0.28	<0.68	<0.24	<0.23	<0.17	0
	11-Nov-15	<0.37	<0.32	<0.40	<0.39	<0.41	<0.34	<0.36	<0.25	<0.35	<1.6	<0.39	<0.46	<0.37	0
MW-16D	17-May-16	<0.37	<0.32	<0.40	<0.39	<0.41	<0.34	<0.36	<0.25	<0.35	<1.6	<0.39	<0.40	<0.37	0
	29-Nov-16	<0.37	<0.32	<0.40	<0.39	<0.41	<0.34	<0.36	<0.25	<0.35	<1.6	<0.39	<0.40	<0.37	0
	18-May-17	<0.37	<0.32	<0.40	<0.39	<0.41	<0.34	<0.36	<0.25	<0.46	<1.6	<0.39	<0.40	<0.37	0
MW-16D	16-Nov-17	<0.37	<0.32	<0.40	<0.39	<0.41	<0.34	<0.36	<0.25	<0.46	<1.6	<0.39	<0.40	<0.37	0
	10-May-18	<0.50	<0.40	<0.42	<0.35	<0.38	<2.5	<0.47	<0.31	<0.37	<2.5	<0.30	<0.62	<0.44	0
	28-Nov-18	<0.37	<0.32	<0.40	<0.39	<0.41	<0.34	<0.36	<0.25	<0.35	<1.6	<0.39	<0.40	<0.37	0
MW-16D	13-May-19	<0.37	<0.32	<0.40	<0.39	<0.41	<0.34	<0.36	<0.25	<0.35	<1.6	<0.39	<0.40	<0.37	0
	13-Nov-19	<0.37	<0.32	<0.40	<0.39	<0.41	<0.34	<0.36	<0.25	<0.35	<1.6	<0.39	<0.40	<0.37	0.42
	13-May-20	<0.37	<0.32	<0.40	<0.39	<0.41	<0.34	<0.36	<0.25	<0.35	<1.6	<0.39	<0.40	<0.37	0.45
MW-16D	12-Nov-20	<0.37	<0.32	<0.40	<0.39	<0.41	<0.34	<0.36	<0.25	<0.35	<1.6	<0.39	<0.40	<0.37	0
	12-May-21	<0.37	<0.32	<0.40	<0.39	<0.41	<0.34	<0.36	<0.25	<0.35	<1.6	<0.39	<0.40	<0.37	0
	22-Dec-21	<0.37	<0.32	<0.40	<0.39	<0.41	<0.34	<0.36	<0.25	<0.35	<1.6	<0.39	<0.40	<0.37	0
MW-17D	20-Apr-99	<3.0	<3.0	<3.0	<3.0	<3.0	<3.0	<3.0	<3.0	<3.0	<17	<3.0	<3.0	<3.0	1346.8

Table 2. Summary of Monitor Well Sampling VOCs Analytical Results, Former Sta-Rite Facility, Deerfield, WI.

2/17/2022

WELL ID	Sample Date	Trichloroethene (ug/L)	cis-1,2-Dichloroethene (ug/L)	trans-1,2-Dichloroethene (ug/L)	1,1,1-Trichloroethane (ug/L)	1,1-Dichloroethene (ug/L)	1,2-Dichloroethane (ug/L)	1,1-Dichloroethane (ug/L)	Vinyl Chloride (ug/L)	Benzene (ug/L)	Carbon Tetrachloride	1,1-Dichloropropene	Ethylbenzene (ug/L)	Tetrachloroethene (ug/L)	Toluene (ug/L)	Xylenes (Total) (ug/L)
NR 140	ES	5	70	100	200	7	5	850	0.2	5	5		700	5	800	2000
NR 140	PAL	0.5	7	20	40	0.7	0.5	85	0.02	0.5	0.5		140	0.5	160	400
MW-17D	7-Mar-00	370	160	3.9	560	130	1.3	7.4	0.3	0.19	<0.25	<0.25	<0.25	0.38	0.37	<0.25
MW-17D	16-May-00	350	160	<5.0	540	150	<5.0	7	<5.0	<2.0	<5.0	<5.0	<5.0	<5.0	<2.0	<5.0
MW-17D	15-Sep-00	230	140	<2.5	340	73	<2.5	4.9	<2.5	<1.0	<2.5	<2.5	<2.5	<2.5	<1.0	<2.5
MW-17D	15-Mar-01	370	220	<2.5	540	130	<2.5	7.8	<2.5	<1.0	<2.5	<2.5	<2.5	<2.5	<1.0	<2.5
MW-17D	26-Jun-01	340	250	<2.5	430	110	<2.5	8.4	<2.5	<1.0	<2.5	<2.5	<2.5	<2.5	<1.0	<2.5
MW-17D	19-Sep-01	410	330	<2.5	490	120	<2.5	8.6	<2.5	<1.0	<2.5	<2.5	<2.5	<2.5	<1.0	<2.5
MW-17D	19-Dec-01	500	440	<100	550	<100	<100	<100	<100	<40	<100	<100	<100	<100	<40	<100
MW-17D	27-Mar-02	450	420	3.1	390	99	<2.5	7.6	<2.5	<1.0	<2.5	<2.5	<2.5	<2.5	<1.0	<2.5
(duplicate)	27-Mar-02	420	400	<2.5	370	94	<2.5	7.3	<2.5	<1.0	<2.5	<2.5	<2.5	<2.5	<1.0	<2.5
MW-17D	6-Jun-02	560	560	<2.5	390	98	<2.5	7.3	<2.5	<1.0	<2.5	<2.5	<2.5	<2.5	<1.0	<2.5
(duplicate)	6-Jun-02	580	590	<2.5	400	97	<2.5	7.9	<2.5	<1.0	<2.5	<2.5	<2.5	<2.5	<1.0	<2.5
MW-17D	6-Sep-02	760	820	3.5	460	110	<2.5	10	<2.5	<1.0	<2.5	<2.5	<2.5	<2.5	<1.0	<2.5
(duplicate)	6-Sep-02	800	780	<2.5	420	100	<2.5	10	<2.5	<1.0	<2.5	<2.5	<2.5	<2.5	<1.0	<2.5
MW-17D	11-Dec-02	900	880	<4.0	450	120	<4.0	11	<4.0	<1.6	<4.0	<4.0	<4.0	<4.0	<1.6	<4.0
MW-17D	20-Mar-03	1400	1000	<12	460	110	<12	<12	<12	<6.2	<12	<12	<12	<12	<6.2	<12
MW-17D	12-Jun-03	1200	970	<10	430	110	<10	13	<10	<5.0	<10	<10	<10	<10	<5.0	<10
MW-17D	22-Sep-03	1200	870	<12	400	100	<12	13	<6.2	<6.2	<12	<12	<12	<12	<6.2	<12
(duplicate)	22-Sep-03	1200	890	<12	410	110	<12	12	<6.2	<6.2	<12	<12	<12	<12	<6.2	<12
MW-17D	18-Dec-03	1400	1000	<12	460	120	<12	16	<5.0	<5.0	<12	<12	<12	<12	<5.0	<12
(duplicate)	17-Mar-04	1500	1100	<12	480	120	<12	17	<5.0	<5.0	<12	<12	<12	<12	<5.0	<12
MW-17D	22-Jun-04	1500	1000	<20	470	130	<20	<20	<8.0	<8.0	<20	<20	<20	<20	<8.0	<20
MW-17D	8-Sep-04	1400	960	<10	490	120	<10	18	<4.0	<4.0	<10	<10	<10	<10	<4.0	<10
MW-17D	28-Dec-04	1200	800	<12	390	110	<12	<12	<5.0	<5.0	<12	<12	<12	<12	<5.0	<12
MW-17D	16-Mar-05	1100	790	<12	400	110	<12	<12	<5.0	<5.0	<12	<12	<12	<12	<5.0	<12

Table 2. Summary of Monitor Well Sampling VOCs Analytical Results, Former Sta-Rite Facility, Deerfield, WI.

2/17/2022

WELL ID	Sample Date	Chloroform (ug/L)	Chloromethane (ug/L)	sec-Butylbenzene (ug/L)	Isopropylbenzene (ug/L)	n-propylbenzene (ug/L)	Naphthalene (ug/L)	1,2,4-trimethylbenzene (ug/L)	1,3,5-trimethylbenzene (ug/L)	1,1,2-Trichloroethane (ug/L)	Methylene Chloride (ug/L)	Methyl-t-butyl-ether (ug/L)	1,1,2,2-Tetrachloroethane (ug/L)	Bromodichloromethane (ug/L)	Total VOCs (ug/L)
NR 140	ES	6	30	--	--	--	100	480*	480*	5	5	60	0.2	0.6	--
NR 140	PAL	0.6	3	--	--	--	10	96*	96*	0.5	0.5	12	0.02	0.06	--
MW-17D	7-Mar-00	<0.25	<0.25	<0.25	<0.25	<0.25	<0.25	<0.25	<0.25	1.7	0.66 L	<0.25	<0.25	<0.25	1236.2
MW-17D	16-May-00	<5.0	<5.0	<5.0	<5.0	<5.0	<5.0	<5.0	<5.0	<5.0	79 L	<5.0	<5.0	<5.0	1286
MW-17D	15-Sep-00	<2.5	<2.5	<2.5	<2.5	<2.5	<2.5	<1.0	<1.0	<2.5	<2.5	<2.5	<2.5	<2.5	787.9
MW-17D	15-Mar-01	<2.5	<2.5	<2.5	<2.5	<2.5	<2.5	<1.0	<1.0	<2.5	18 L	<2.5	<2.5	<2.5	1285.8
MW-17D	26-Jun-01	<2.5	<2.5	<2.5	<2.5	<2.5	<2.5	<1.0	<1.0	<2.5	13 L	<2.5	<2.5	<2.5	1151.4
MW-17D	19-Sep-01	<2.5	<2.5	<2.5	<2.5	<2.5	<2.5	<1.0	<1.0	<2.5	<2.5	<2.5	<2.5	<2.5	1358.6
MW-17D	19-Dec-01	<100	<100	<100	<100	<100	<100	<40	<40	<100	170 L	<100	<100	<100	1660
MW-17D	27-Mar-02	<2.5	<2.5	<2.5	<2.5	<2.5	<2.5	<1.0	<1.0	<2.5	8.1 L	<2.5	<2.5	<2.5	1377.8
(duplicate)	27-Mar-02	<2.5	<2.5	<2.5	<2.5	<2.5	<2.5	<1.0	<1.0	<2.5	8.0 L	<2.5	<2.5	<2.5	1299.3
MW-17D	6-Jun-02	<2.5	<2.5	<2.5	<2.5	<2.5	<2.5	<1.0	<1.0	<2.5	20 L	<2.5	<2.5	<2.5	1635.3
(duplicate)	6-Jun-02	<2.5	<2.5	<2.5	<2.5	<2.5	<2.5	<1.0	<1.0	<2.5	21 L	<2.5	<2.5	<2.5	1695.9
MW-17D	6-Sep-02	<2.5	<2.5	<2.5	<2.5	<2.5	<2.5	<1.0	<1.0	<2.5	16 L	<2.5	<2.5	<2.5	2179.5
(duplicate)	6-Sep-02	<2.5	<2.5	<2.5	<2.5	<2.5	<2.5	<1.0	<1.0	<2.5	15 L	<2.5	<2.5	<2.5	2125
MW-17D	11-Dec-02	<4.0	<4.0	<4.0	<4.0	<4.0	<4.0	<1.6	<1.6	<4.0	<4.0	<4.0	<4.0	<4.0	2361
MW-17D	20-Mar-03	<6.2	<6.2	<6.2	<6.2	<12	<6.2	<6.2	<6.2	<6.2	<25	<12	<6.2	<6.2	2970
MW-17D	12-Jun-03	<5.0	<5.0	<5.0	<5.0	<10	<5.0	<5.0	<5.0	<5.0	<20	<10	<5.0	<5.0	2723
MW-17D	22-Sep-03	<6.2	<6.2	<6.2	<6.2	<12	<6.2	<6.2	<6.2	<6.2	<25	<12	<6.2	<6.2	2583
(duplicate)	22-Sep-03	<6.2	<6.2	<6.2	<6.2	<12	<6.2	<6.2	<6.2	<6.2	<25	<12	<6.2	<6.2	2622
MW-17D	18-Dec-03	<5.0	<5.0	<6.2	<5.0	<12	<6.2	<5.0	<5.0	<6.2	<25	<12	<5.0	<5.0	2996
(duplicate)	17-Mar-04	<5.0	<5.0	<6.2	<5.0	<12	<6.2	<5.0	<5.0	<6.2	<25	<12	<5.0	<5.0	3217
MW-17D	22-Jun-04	<8.0	<8.0	<10	<8.0	<20	<10	<8.0	<8.0	<10	<40	<20	<8.0	<8.0	3100
MW-17D	8-Sep-04	<4.0	<4.0	<5.0	<4.0	<10	<5.0	<4.0	<4.0	<5.0	<20	<10	<4.0	<4.0	2988
MW-17D	28-Dec-04	<5.0	<5.0	<6.2	<5.0	<12	<6.2	<5.0	<5.0	<6.2	<25	<12	<5.0	<5.0	2500
MW-17D	16-Mar-05	<5.0	<5.0	<6.2	<5.0	<12	<6.2	<5.0	<5.0	<6.2	<25	<12	<5.0	<5.0	2400

Table 2. Summary of Monitor Well Sampling VOCs Analytical Results, Former Sta-Rite Facility, Deerfield, WI.

2/17/2022

WELL ID	Sample Date	Trichloroethene (ug/L)	cis-1,2-Dichloroethene (ug/L)	trans-1,2-Dichloroethene (ug/L)	1,1,1-Trichloroethane (ug/L)	1,1-Dichloroethene (ug/L)	1,2-Dichloroethane (ug/L)	1,1-Dichloroethane (ug/L)	Vinyl Chloride (ug/L)	Benzene (ug/L)	Carbon Tetrachloride	1,1-Dichloropropene	Ethylbenzene (ug/L)	Tetrachloroethene (ug/L)	Toluene (ug/L)	Xylenes (Total) (ug/L)
NR 140	ES	5	70	100	200	7	5	850	0.2	5	5		700	5	800	2000
NR 140	PAL	0.5	7	20	40	0.7	0.5	85	0.02	0.5	0.5		140	0.5	160	400
MW-17D (duplicate)	30-Jun-05	1000	640	<12	330	87	<12	<12	<5.0	<5.0	<12	<12	<12	<12	<5.0	<12
MW-17D (duplicate)	30-Jun-05	960	620	<12	310	82	<12	<12	<5.0	<5.0	<12	<12	<12	<12	<5.0	<12
MW-17D (duplicate)	20-Sep-05	1300	770	<10	420	120	<10	17	<4.0	<4.0	<10	<10	<10	<10	<4.0	<10
MW-17D (duplicate)	29-Dec-05	1400	840	<12	460	130	<12	19	<5.0	<5.0	<12	<12	<12	<12	<5.0	<12
MW-17D (duplicate)	29-Dec-05	1400	820	<12	460	130	<12	18	<5.0	<5.0	<12	<12	<12	<12	<5.0	<12
MW-17D (duplicate)	17-May-06	1200	630	<12	360	100	<12	15	<5.0	<5.0	<12	<12	<12	<12	<5.0	<12
MW-17D (duplicate)	21-Nov-06	1300	680	<12	390	110	<12	17	<5.0	<5.0	<12	<12	<12	<12	<5.0	<12
MW-17D (duplicate)	23-May-07	430	350	<5.0	170	54	<5.0	10	<2.0	<2.0	<5.0	<5.0	<5.0	<5.0	<2.0	<5.0
MW-17D (duplicate)	23-May-07	450	370	<5.0	180	55	<5.0	11	<2.0	<2.0	<5.0	<5.0	<5.0	<5.0	<2.0	<5.0
MW-17D (duplicate)	5-Dec-07	640	400	<4.0	180	53	<4.0	9.1	<1.6	<1.6	<4.0	<4.0	<4.0	<4.0	<1.6	<4.0
MW-17D (duplicate)	30-May-08	940	550	<4.0	270	92	<4.0	14	<1.6	<1.6	<4.0	<4.0	<4.0	<4.0	<4.0	<4.0
MW-17D (duplicate)	24-Nov-08	1300	670	<8.0	290	110	<8.0	18	<3.2	<3.2	<8.0	<8.0	<8.0	<8.0	<8.0	<8.0
MW-17D (duplicate)	24-Nov-08	1300	690	<8.0	290	110	<8.0	19	<3.2	<3.2	<8.0	<8.0	<8.0	<8.0	<8.0	<8.0
MW-17D (duplicate)	20-May-09	1000	430	<8.0	240	95	<8.0	13	<3.2	<3.2	<8.0	<8.0	<8.0	<8.0	<8.0	<8.0
MW-17D (duplicate)	17-Nov-09	1300	560	<10	310	110	<10	16	<4.0	<4.0	<10	<10	<10	<10	<10	<10
MW-17D (duplicate)	13-May-10	1100	500	<13	240	91	<13	14	<5.0	<5.0	<20	<13	<13	<13	<13	<13
MW-17D (duplicate)	15-Nov-10	1200	550	<5.0	240	130	<5.0	15	<2.0	<2.0	<8.0	<5.0	<5.0	<5.0	<5.0	<5.0
MW-17D (duplicate)	12-May-11	1200	530	<8.0	240	110	<8.0	15	<3.2	<3.2	<13	<8.0	<8.0	<8.0	<8.0	<8.0
MW-17D (duplicate)	10-Nov-11	880	450	<8.0	190	75	<8.0	13	<3.2	<3.2	<13	<8.0	<8.0	<8.0	<8.0	<8.0
MW-17D (duplicate)	10-May-12	1000	550	2.7	220	90	<0.56	14	<0.20	<0.15	<0.52	<0.68	<0.26	<0.34	<0.22	<0.14
MW-17D (duplicate)	29-Nov-12	1100	520	3.0	220	110	<0.56	15	0.51	<0.15	<0.52	<0.68	<0.26	<0.34	<0.22	<0.14
MW-17D (duplicate)	4-Jun-13	960	460	2.3	190	79	<0.56	12	<0.20	<0.15	<0.52	<0.68	<0.26	<0.34	<0.22	<0.14
MW-17D (duplicate)	11-Nov-13	900	470	3.1	190	84	0.59	14	<0.10	<0.071	<0.26	<0.34	<0.13	<0.17	<0.11	<0.068
MW-17D (duplicate)	12-May-14	950	500	2.5	150	74	<0.56	14	<0.20	<0.15	<0.52	<0.68	<0.26	<0.34	<0.22	<0.14
MW-17D (duplicate)	6-Nov-14	1300	570	5.3	200	96	<1.4	15	<0.50	<0.37	<1.3	<1.7	<0.65	<0.85	<0.55	<0.34

Table 2. Summary of Monitor Well Sampling VOCs Analytical Results, Former Sta-Rite Facility, Deerfield, WI.

2/17/2022

WELL ID	Sample Date	Chloroform (ug/L)	Chloromethane (ug/L)	sec-Butylbenzene (ug/L)	Isopropylbenzene (ug/L)	n-propylbenzene (ug/L)	Naphthalene (ug/L)	1,2,4-trimethylbenzene (ug/L)	1,3,5-trimethylbenzene (ug/L)	1,1,2-Trichloroethane (ug/L)	Methylene Chloride (ug/L)	Methyl-t-butyl-ether (ug/L)	1,1,2,2-Tetrachloroethane (ug/L)	Bromodichloromethane (ug/L)	Total VOCs (ug/L)
NR 140	ES	6	30	--	--	--	100	480*	480*	5	5	60	0.2	0.6	--
NR 140	PAL	0.6	3	--	--	--	10	96*	96*	0.5	0.5	12	0.02	0.06	--
MW-17D (duplicate)	30-Jun-05	<5.0	<5.0	<6.2	<5.0	<12	<6.2	<5.0	<5.0	<6.2	<25	<12	<5.0	<5.0	2057
MW-17D (duplicate)	30-Jun-05	<5.0	<5.0	<6.2	<5.0	<12	<6.2	<5.0	<5.0	<6.2	<25	<12	<5.0	<5.0	1972
MW-17D	20-Sep-05	<4.0	<4.0	<5.0	<4.0	<10	<5.0	<4.0	<4.0	<5.0	<20	<10	<4.0	<4.0	2627
MW-17D (duplicate)	29-Dec-05	<5.0	<5.0	<6.2	<5.0	<12	<6.2	<5.0	<5.0	<6.2	<25	<12	<5.0	<5.0	2849
MW-17D (duplicate)	29-Dec-05	<5.0	<5.0	<6.2	<5.0	<12	<6.2	<5.0	<5.0	<6.2	<25	<12	<5.0	<5.0	2828
MW-17D	17-May-06	<5.0	<5.0	<6.2	<5.0	<12	<6.2	<5.0	<5.0	<6.2	<25	<12	<5.0	<5.0	2305
MW-17D	21-Nov-06	<5.0	<5.0	<6.2	<5.0	<12	<6.2	<5.0	<5.0	<6.2	<25	<12	<5.0	<5.0	2497
MW-17D (duplicate)	23-May-07	<2.0	<2.0	<2.5	<2.0	<5.0	<2.5	<2.0	<2.0	<2.5	16 L	<5.0	<2.0	<2.0	1030
MW-17D (duplicate)	23-May-07	<2.0	<2.0	<2.5	<2.0	<5.0	<2.5	<2.0	<2.0	<2.5	16 L	<5.0	<2.0	<2.0	1082
MW-17D	5-Dec-07	<1.6	<1.6	<2.0	<1.6	<4.0	<2.0	<1.6	<1.6	<2.0	<8.0	<4.0	<1.6	<1.6	1282.1
MW-17D	30-May-08	<1.6	<4.0	<2.0	<1.6	<4.0	<2.0	<1.6	<1.6	<2.0	<8.0	<4.0	<1.6	<1.6	1866
MW-17D (duplicate)	24-Nov-08	<3.2	<4.8	<4.0	<3.2	<8.0	<4.0	<3.2	<3.2	<4.0	<16	<8.0	<3.2	<3.2	2388
MW-17D (duplicate)	24-Nov-08	<3.2	<4.8	<4.0	<3.2	<8.0	<4.0	<3.2	<3.2	<4.0	<16	<8.0	<3.2	<3.2	2409
MW-17D	20-May-09	<3.2	<4.8	<4.0	<3.2	<8.0	<4.0	<3.2	<3.2	<4.0	<16	<8.0	<3.2	<3.2	1778
MW-17D	17-Nov-09	<4.0	<6.0	<5.0	<4.0	<10	9.0	<4.0	<4.0	<5.0	<20	<10	<4.0	<4.0	2305
MW-17D	13-May-10	<5.0	<7.5	<6.3	<5.0	<13	<6.3	<5.0	<5.0	<6.3	<25	<13	<5.0	<5.0	1945
MW-17D	15-Nov-10	<2.0	<30	<2.5	<2.0	<5.0	<2.5	<2.0	<2.0	<2.5	<10	<5.0	<2.0	<2.0	2135
MW-17D	12-May-11	<3.2	<4.8	<4.0	<3.2	<8.0	<8.0	<3.2	<3.2	<4.0	<16	<8.0	<3.2	<3.2	2095
MW-17D	10-Nov-11	<3.2	<4.8	<4.0	<3.2	<8.0	<8.0	<3.2	<3.2	<4.0	<16	<8.0	<3.2	<3.2	1608
MW-17D	10-May-12	<0.40	<0.36	<0.30	<0.28	<0.26	<0.32	<0.28	<0.36	<0.56	<1.4	<0.48	<0.46	<0.34	1876.7
MW-17D	29-Nov-12	<0.40	<0.36	<0.30	<0.28	<0.26	<0.32	<0.28	<0.36	<0.56	<1.4	<0.48	<0.46	<0.34	1968.51
MW-17D	4-Jun-13	<0.40	<0.36	<0.30	<0.28	<0.26	<0.32	<0.28	<0.36	<0.56	<1.4	<0.48	<0.46	<0.34	1703.3
MW-17D	11-Nov-13	<0.20	<0.18	<0.15	<0.14	<0.13	<0.16	<0.14	<0.18	0.93	<0.68	<0.24	<0.23	<0.17	1662.62
MW-17D	12-May-14	<0.40	<0.36	<0.30	<0.28	<0.26	<0.32	<0.28	<0.36	<0.56	<1.4	<0.48	<0.46	<0.34	1690.5
MW-17D	6-Nov-14	<1.0	<0.90	<0.75	<0.70	<0.65	<0.80	<0.70	<0.90	<1.4	<3.4	<1.2	<1.2	<0.85	2186.3

Table 2. Summary of Monitor Well Sampling VOCs Analytical Results, Former Sta-Rite Facility, Deerfield, WI.

2/17/2022

WELL ID	Sample Date	Trichloroethene (ug/L)	cis-1,2-Dichloroethene (ug/L)	trans-1,2-Dichloroethene (ug/L)	1,1,1-Trichloroethane (ug/L)	1,1-Dichloroethene (ug/L)	1,2-Dichloroethane (ug/L)	1,1-Dichloroethane (ug/L)	Vinyl Chloride (ug/L)	Benzene (ug/L)	Carbon Tetrachloride	1,1-Dichloropropene	Ethylbenzene (ug/L)	Tetrachloroethene (ug/L)	Toluene (ug/L)	Xylenes (Total) (ug/L)
NR 140	ES	5	70	100	200	7	5	850	0.2	5	5		700	5	800	2000
NR 140	PAL	0.5	7	20	40	0.7	0.5	85	0.02	0.5	0.5		140	0.5	160	400
MW-17D	13-May-15	1200	560	3.6	190	91	<0.56	16	<0.20	<0.15	<0.52	<0.68	<0.26	<0.34	<0.22	<0.14
	11-Nov-15	700	410	2.3	130	65	<0.78	13	<0.41	<0.29	<0.77	<0.59	<0.37	<0.74	<0.30	<0.44
MW-17D	17-May-16	930	480	3.2	140	75	<2.0	12	<1.0	<0.73	<1.9	<1.5	<0.92	<1.9	<0.76	<1.1
	29-Nov-16	890	480	2.9	130	68	<0.78	12	<0.41	<0.29	<0.77	<0.59	<0.37	<0.74	<0.30	<0.44
	18-May-17	860	530	3.8	140	86	<0.78	15	<0.41	<0.29	<0.77	<0.59	<0.37	<0.74	<0.30	<0.44
MW-17D	16-Nov-17	650	510	2.8	97	63	<0.39	13	<0.20	<0.15	<0.38	<0.30	<0.18	<0.37	<0.15	<0.22
	10-May-18	530	390	<3.7	81	48	<5.0	12	<5.0	<4.3	<3.3	<3.4	<3.3	<7.4	<4.8	<2.3
	28-Nov-18	760	560	<0.70	100	60	<0.78	11	<0.41	<0.29	<0.77	<0.59	<0.37	<0.74	<0.30	<0.44
	13-May-19	860	570	3.4	120	72	<0.39	15	<0.20	<0.15	<0.38	<0.30	<0.18	<0.37	<0.15	<0.22
MW-17D	13-Nov-19	780	610	3.3	140	79	<0.78	13	<0.41	<0.29	<0.77	<0.59	<0.37	<0.74	<0.30	<0.44
	13-May-20	880	510	3.8	120	93	<0.78	16	<0.41	<0.29	<0.77	<0.59	<0.37	<0.74	<0.30	<0.44
	12-Nov-20	580	430	2.1	67	45	<0.78	11	<0.41	<0.29	<0.77	<0.59	<0.37	<0.74	<0.30	<0.44
	12-May-21	530	350	2.4	76	56	<0.78	11	<0.41	<0.29	<0.77	<0.59	<0.37	<0.74	<0.30	<0.44
	22-Dec-21	440	340	1.7	63	35	<0.39	11	<0.20	<0.15	<0.38	<0.30	<0.18	<0.37	<0.15	<0.22

Table 2. Summary of Monitor Well Sampling VOCs Analytical Results, Former Sta-Rite Facility, Deerfield, WI.

2/17/2022

WELL ID	Sample Date	Chloroform (ug/L)	Chloromethane (ug/L)	sec-Butylbenzene (ug/L)	Isopropylbenzene (ug/L)	n-propylbenzene (ug/L)	Naphthalene (ug/L)	1,2,4-trimethylbenzene (ug/L)	1,3,5-trimethylbenzene (ug/L)	1,1,2-Trichloroethane (ug/L)	Methylene Chloride (ug/L)	Methyl-t-butyl-ether (ug/L)	1,1,2,2-Tetrachloroethane (ug/L)	Bromodichloromethane (ug/L)	Total VOCs (ug/L)
NR 140	ES	6	30	--	--	--	100	480*	480*	5	5	60	0.2	0.6	--
NR 140	PAL	0.6	3	--	--	--	10	96*	96*	0.5	0.5	12	0.02	0.06	--
MW-17D	13-May-15	<0.40	<0.36	<0.30	<0.28	<0.26	<0.32	<0.28	<0.36	<0.56	<1.4	<0.48	<0.46	<0.34	2060.6
	11-Nov-15	<0.74	<0.64	<0.80	<0.77	<0.83	<0.67	<0.72	<0.51	<0.70	<3.3	<0.79	<0.92	<0.74	1320.3
MW-17D	17-May-16	<1.9	<1.6	<2.0	<1.9	<2.1	<1.7	<1.8	<1.3	<1.8	<8.2	<2.0	<2.0	<1.9	1640.2
	29-Nov-16	<0.74	<0.64	<0.80	<0.77	<0.83	<0.67	<0.72	<0.51	<0.70	<3.3	<0.79	<0.80	<0.74	1582.9
	18-May-17	<0.74	<0.64	<0.80	<0.77	<0.83	<0.67	<0.72	<0.51	<0.92	<3.3	<0.79	<0.80	<0.74	1634.8
MW-17D	16-Nov-17	<0.37	<0.32	<0.40	<0.39	<0.41	<0.34	<0.36	<0.25	<0.46	<1.6	<0.39	<0.40	<0.37	1335.8
	10-May-18	<5.0	<4.0	<4.2	<3.5	<3.8	<25	<4.7	<3.1	<3.7	<25	<3.0	<6.2	<4.4	1061
	28-Nov-18	<0.74	<0.64	<0.80	<0.77	<0.83	<0.67	<0.72	<0.51	<0.70	<3.3	<0.79	<0.80	<0.74	1491
	13-May-19	<0.37	<0.32	<0.40	<0.39	<0.41	0.46	<0.36	<0.25	<0.35	<1.6	<0.39	<0.40	<0.37	1640.86
MW-17D	13-Nov-19	<0.74	<0.64	<0.80	<0.77	<0.83	<0.67	<0.72	<0.51	1.1	<3.3	<0.79	<0.80	<0.74	1626.4
	13-May-20	<0.74	<0.64	<0.80	<0.77	<0.83	<0.67	<0.72	<0.51	<0.70	<3.3	<0.79	<0.80	<0.74	1622.8
	12-Nov-20	<0.74	<0.64	<0.80	<0.77	<0.83	<0.67	<0.72	<0.51	<0.70	<3.3	<0.79	<0.80	<0.74	1135.1
	12-May-21	<0.74	<0.64	<0.80	<0.77	<0.83	<0.67	<0.72	<0.51	<0.70	<3.3	<0.79	<0.80	<0.74	1025.4
	22-Dec-21	<0.37	<0.32	<0.40	<0.39	<0.41	<0.34	<0.36	<0.25	0.65	<1.6	<0.39	<0.40	<0.37	891.35

Notes:

* - Listed ES and PAL for total trimethylbenzenes (1,2,4- and 1,3,5- combined).

3/10/00 trip blank contained Methylene chloride (0.59 ug/l), naphthalene (0.35 ug/l), toluene (0.65 ug/l), and xylenes (0.25 ug/l)

Wells MW-14S and MW-14I were abandoned during soil excavation activities, and replaced February 2000.

Groundwater remediation system (extraction well EW-1) became operational March 20, 2000.

Sept. 2000 sampling round sample collected from MW-16D contained 0.16 ug/L toluene and 0.12 ug/L 1,2,4-trimethylbenzene.

B - Detected in associated blank sample.

L - Common laboratory solvent and contaminant.

12/18/01: MW-15D not sampled because a truck trailer was parked over the well.

12/11/02: There wasn't enough water in MW-14SR to collect a groundwater sample.

12/05/07: MW-16D was not sampled as the well was covered by a pile of snow.

Table 3. Monitor Well Field Sampling Results, Former Sta-Rite Facility, Deerfield, Wisconsin

WELL ID	Sample Date	Time	Depth to Water (feet btoc)	Well Depth (feet btoc)	Purge Volume (gallons)	Casing Volume (gallons)	Temperature (C)	Conductivity (umhos/cm)	pH	Dissolved Oxygen (mg/L)	Eh (mV)	Top of Casing Elev. (feet MSL)	Ground-water Elev. (feet MSL)	
MW-1S	12/20/1996	9:40	7.62	14.6	5	1.1	8.5	550	6.60			860.11	852.49	
	3/18/2000	11:30	9.00	14.6	5	0.9	5.5	852	6.73			860.11	851.11	
MW-1I	12/18/1996	16:20	7.70	27.6	13 (dry)	3.2	8.4	600	6.28			860.15	852.45	
	3/18/2000	11:40	9.47	27.5	13	2.9	7.3	741	7.14			860.15	850.68	
MW-2S	12/18/1996	15:30	8.57	14.9	4	1.0	8.2	1425	6.43			859.88	851.31	
	3/17/2000	10:45	9.53	14.8	5	0.9	7.8	1926	7.00			859.88	850.35	
	5/17/2000	11:15	9.60									859.88	850.28	
MW-5S	12/20/1996	12:20	4.94	14.7	6	1.6	10.6	725	6.63			857.40	852.46	
	3/11/2000	10:10	6.65	14.5	6	1.3	7.5	953	7.00			857.40	850.75	
	5/17/2000	12:25	6.56									857.40	850.84	
MW-5I	12/20/1996	13:00	5.14	24.8	13	3.2	9.4	700	6.56			857.56	852.42	
	3/11/2000	10:30	6.94	24.7	13	2.9	7.3	1000	7.11			857.56	850.62	
	5/17/2000	12:30	6.87									857.56	850.69	
MW-10S	12/20/1996	14:10	6.94	13.9	5	1.1	9.2	600	5.94			860.32	853.38	
MW-10S	March 2000 through December 2002				Tree roots blocking well screen.									
	3/21/2003	11:00	12.74	14.4	0.5	0.3	6.3	1537	7.02			860.32	847.58	
	6/12/2003	12:30	10.72	14.4	2	0.6	15.0	1123	6.96			860.32	849.60	
	9/23/2003	8:30	12.00	14.4	1	0.4	13.2	1907	6.98			860.32	848.32	
	12/19/2003	11:05	11.03	14.4	3	0.5	9.8	1505	6.41			860.32	849.29	
	6/22/2004	9:50	6.46	14.4	5	1.3	14.1	1260	6.67			860.32	853.86	
	9/4/2004	11:15	8.23	14.4	4	1.0	15.3	1781	6.81			860.32	852.09	
	12/28/2004	11:40	9.55	13.7	2.25	0.7	8.9	825	6.92			860.32	850.77	
	6/29/2005	13:30	9.36	13.7	2	0.7	13.6	1484	6.99			860.32	850.96	
	9/20/2005	14:00	10.75	14.4	2	0.6	19.1	1517	6.79			860.32	849.57	
	12/29/2005	10:35	11.27	13.8	1	0.4	9.3	1510	7.05			860.32	849.05	
	5/16/2006	16:30	8.71	13.8	3	0.8	10.6	1640	6.95			860.32	851.61	
	11/21/2006	13:30	7.48	13.8	4	1.0	12.2	3549	6.94			860.32	852.84	
	5/22/2007	18:20	6.85	13.8	4	1.1	11.1	1280	6.65			860.32	853.47	
MW-10S	12/4/2007	15:50	7.62	13.8	4	1.0	14.2	1140	6.88			860.32	852.70	

Table 3. Monitor Well Field Sampling Results, Former Sta-Rite Facility, Deerfield, Wisconsin

WELL ID	Sample Date	Time	Depth to Water (feet btoc)	Well Depth (feet btoc)	Purge Volume (gallons)	Casing Volume (gallons)	Temperature (C)	Conductivity (umhos/cm)	pH	Dissolved Oxygen (mg/L)	Eh (mV)	Top of Casing Elev. (feet MSL)	Ground-water Elev. (feet MSL)	
MW-10S	5/29/2008	12:40	5.93	13.8	4	1.3	13.3	1220	6.43			860.32	854.39	
	11/25/2008	9:20	7.70	13.8	5	1.0	11.6	1420	6.95			860.32	852.62	
MW-10S	5/19/2009	14:35	5.97	13.8	5	1.3	15.0	1200	6.74			860.32	854.35	
	11/18/2009	14:15	8.05	13.8	5	0.9	10.5	1568	6.76			860.32	852.27	
	5/13/2010	14:20	6.86	13.8	4 (dry)	1.1	13.0	1730	7.36			860.32	853.46	
	11/16/2010	14:30	7.96	13.8	2 (dry)	0.9	13.2	1801	6.74			860.32	852.36	
	5/12/2011	14:55	6.43	13.8	5.5 (dry)	1.2	12.1	1906	7.50			860.32	853.89	
	11/9/2011	14:30	8.83	13.8	2 (dry)	0.8	13.8	1620	7.01			860.32	851.49	
	5/10/2012	14:40	7.09	13.8	5 (dry)	1.1	12.1	1456	7.45			860.32	853.23	
	12/12/2012	10:50	10.48	13.8	2	0.5	12.8	1468	7.51				860.32	849.84
	6/5/2013	11:10	6.16	13.8	5	1.2	12.4	1756	7.52				860.32	854.16
	11/12/2013	9:00	8.28	13.8	3 (dry)	0.9	12.9	1390	7.39				860.32	852.04
	5/13/2014	9:30	6.97	13.8	4 (dry)	1.1	8.4	1548	7.50				860.32	853.35
	11/6/2014	15:00	7.86	13.8	2 (dry)	1.0	12.7	1485	7.03				860.32	852.46
	5/14/2015	9:10	8.06	13.8	3 (dry)	0.9	8.8	1391	7.24				860.32	852.26
	11/11/2015	15:00	8.36	13.8	2 (dry)	0.9	14.1	1417	6.88				860.32	851.96
	5/18/2016	9:40	6.79	13.8	4 (dry)	1.1	10.3	1672	7.17				860.32	853.53
	11/28/2016	14:20	7.09	13.8	4 (dry)	1.1	13.1	1798	7.80				860.32	853.23
	5/17/2017	12:30	5.90	13.8	5 (dry)	1.3	13.6	1950	6.96				860.32	854.42
	11/15/2017	13:20	7.49	13.8	5 (dry)	1.0	16.0	1723	6.88				860.32	852.83
	5/9/2018	13:00	6.56	13.8	3 (dry)	1.2	10.9	1506	6.75				860.32	853.76
	11/28/2018	14:30	5.74	13.8	4 (dry)	1.3	11.9	1918	6.86				860.32	854.58
5/15/2019	13:30	5.47	13.8	4 (dry)	1.3	10.6	1721	7.02				860.32	854.85	
11/11/2019	15:00	5.81	13.8	5 (dry)	1.3	12.1	1641	6.85				860.32	854.51	
5/13/2020	12:10	5.69	13.8	6 (dry)	1.3	11.1	1684	6.72				860.32	854.63	
11/12/2020	12:35	7.05	13.8	4 (dry)	1.1	14.8	2125	7.35				860.32	853.27	
5/13/2021	13:20	7.11	13.8	4 (dry)	1.1	11.4	1049	7.43				860.32	853.21	
MW-10S	12/21/2021	13:30	9.20	13.8	3	0.7	10.1	2188	7.58			860.32	851.12	
MW-10I	12/20/1996	14:40	7.24	26.5	13	3.1	9.5	780	6.04			860.46	853.22	

Table 3. Monitor Well Field Sampling Results, Former Sta-Rite Facility, Deerfield, Wisconsin

WELL ID	Sample Date	Time	Depth to Water (feet btoc)	Well Depth (feet btoc)	Purge Volume (gallons)	Casing Volume (gallons)	Temperature (C)	Conductivity (umhos/cm)	pH	Dissolved Oxygen (mg/L)	Eh (mV)	Top of Casing Elev. (feet MSL)	Ground-water Elev. (feet MSL)
MW-10I	3/18/2000	12:30	10.58	26.3	13	2.6	7.3	911	7.30			860.46	849.88
MW-10I	5/17/2000	11:20	10.93	26.3	13	2.5	12.6	832	7.08			860.46	849.53
	9/15/2000	16:45	8.95	26.3	26	2.8	14.8	888	7.21			860.46	851.51
MW-10I	6/26/2001	18:00	8.24	26.3	13	2.9	12.9	604	7.46			860.46	852.22
	9/20/2001	11:00	9.33	26.3	4	2.8	15.8	898	7.52			860.46	851.13
	12/18/2001	11:50	9.25	26.5	4	2.8	11.4	617	7.42			860.46	851.21
MW-10I	3/27/2002	15:05	8.53	26.5	9	2.9	10.1	885	7.28			860.46	851.93
	6/6/2002	15:20	8.04	26.3	16	3.0	15.6	658	7.65			860.46	852.42
	9/5/2002	13:15	10.70	26.5	8	2.6	11.6	873.6	7.45	0.62	247	860.46	849.76
	12/11/2002	14:20	12.05	26.3	10	2.3	10.9	930	7.42			860.46	848.41
MW-10I	3/20/2003	14:30	12.83	26.3	7	2.2	13.9	969	7.29			860.46	847.63
(duplicate)	3/20/2003	14:35	12.83	26.3	7	2.2	14.0	968	7.26			860.46	847.63
MW-10I	6/12/2003	12:10	11.30	26.3	7.5	2.4	11.4	966	7.12			860.46	849.16
	9/23/2003	8:15	12.32	26.3	7	2.3	13.8	926	7.17			860.46	848.14
	6/22/2004	12:55	7.26	26.3	10	3.1	15.7	1022	7.46			860.46	853.20
	9/8/2004	11:45	8.66	26.3	9	2.9	12.1	881	7.16			860.46	851.80
	12/28/2004	13:12	9.97	26.4	9	2.7	10.2	1054	7.21			860.46	850.49
	6/29/2005	13:00	9.70	26.4	11	2.7	12.9	1062	7.01			860.46	850.76
MW-10I	9/20/2005	14:10	11.10	26.3	8	2.5	13.3	1062	7.22			860.46	849.36
	12/29/2005	10:45	11.51	26.3	11	2.4	10.3	1118	7.32			860.46	848.95
	5/16/2006	16:15	8.90	26.3	15	2.8	11.4	1123	7.85			860.46	851.56
	11/21/2006	13:40	7.88	26.3	15	3.0	11.5	1155	7.50			860.46	852.58
	5/22/2007	18:50	7.39	26.3	15	3.1	11.5	550	7.25			860.46	853.07
	12/4/2007	15:20	7.90	26.3	20	3.0	13.8	530	7.17			860.46	852.56
	5/29/2008	13:00	6.22	26.3	20	3.3	13.0	1330	6.88			860.46	854.24
	11/25/2008	10:05	8.10	26.3	10	3.0	13.2	1054	6.99			860.46	852.36
	5/19/2009	14:50	6.57	26.3	20	3.2	14.6	690	7.18			860.46	853.89
	11/18/2009	14:30	8.44	26.3	12	2.9	11.0	568	7.14			860.46	852.02
MW-10I	5/13/2010	14:35	6.94	26.3	15	3.2	12.6	1180	7.97			860.46	853.52

Table 3. Monitor Well Field Sampling Results, Former Sta-Rite Facility, Deerfield, Wisconsin

WELL ID	Sample Date	Time	Depth to Water (feet btoc)	Well Depth (feet btoc)	Purge Volume (gallons)	Casing Volume (gallons)	Temperature (C)	Conductivity (umhos/cm)	pH	Dissolved Oxygen (mg/L)	Eh (mV)	Top of Casing Elev. (feet MSL)	Ground-water Elev. (feet MSL)
MW-10I	11/16/2010	14:20	8.23	26.3	15	2.9	12.9	1139	6.86			860.46	852.23
MW-10I	5/12/2011	14:45	6.40	26.3	15	3.2	14.2	1205	7.90			860.46	854.06
MW-10I	11/9/2011	15:30	8.67	26.3	15	2.9	11.1	1230	7.28			860.46	851.79
	5/10/2012	15:30	6.94	26.3	20	3.2	11.8	1214	7.88			860.46	853.52
MW-10I	12/12/2012	11:50	10.57	26.3	10	2.6	12.7	1226	7.62			860.46	849.89
	6/5/2013	11:40	6.58	26.3	15	3.2	12.0	1113	7.76			860.46	853.88
MW-10I	11/12/2013	8:17	8.17	26.3	15	3.0	13.1	1102	7.70			860.46	852.29
	5/13/2014	10:10	6.91	26.3	15	3.2	10.0	1084	7.74			860.46	853.55
MW-10I	11/6/2014	15:20	7.92	26.3	15	3.0	12.5	1050	7.35			860.46	852.54
	5/14/2015	9:30	8.23	26.3	15	2.9	9.8	1032	7.38			860.46	852.23
MW-10I	11/11/2015	15:20	8.26	26.3	15	2.9	12.6	1039	7.05			860.46	852.20
	5/18/2016	9:50	6.96	26.3	15	3.2	10.5	1112	7.43			860.46	853.50
MW-10I	11/28/2016	13:50	7.08	26.3	15	3.1	11.4	1149	7.25			860.46	853.38
	5/17/2017	12:40	6.10	26.3	15	3.3	12.5	1118	7.35			860.46	854.36
MW-10I	11/15/2017	13:40	7.74	26.3	15	3.0	14.5	1152	7.17			860.46	852.72
	5/9/2018	13:30	6.73	26.3	15	3.2	11.0	1099	7.26			860.46	853.73
MW-10I	11/28/2018	14:50	6.00	26.3	15	3.3	11.8	1046	7.39			860.46	854.46
	5/15/2019	13:50	5.78	26.3	15	3.3	11.3	946	7.42			860.46	854.68
MW-10I	11/11/2019	14:40	6.02	26.3	15	3.3	13.6	990	6.96			860.46	854.44
	5/13/2020	12:30	6.02	26.3	15	3.3	10.8	1008	7.05			860.46	854.44
MW-10I	11/12/2020	12:20	7.40	26.3	15	3.1	14.2	1164	7.63			860.46	853.06
	5/13/2021	13:10	7.52	26.3	20	3.1	11.2	1139	7.00			860.46	852.94
MW-10I	12/21/2021	11:05	9.56	26.3	10	2.7	9.3	1668	7.47			860.46	850.90
MW-14S	12/20/1996	16:00	10.44	14.8	3 (dry)	0.7	8.9	500	5.87			864.06	853.62
MW-14SR	3/18/2000	14:30	14.05	15.1	0.5 (dry)	0.2	7.8	2042	7.05			864.82	850.77
	5/17/2000	10:40	13.77	15.1	0.5 (dry)	0.2	13.9	2482	6.81			864.82	851.05
MW-14SR	9/14/2000	8:45	11.33	15.1	3 (dry)	0.6	13.1	2199	6.98			864.82	853.49
	12/28/2000	10:20	13.87	15.1	1 (dry)	0.2	6.3	2499	7.06			864.82	850.95
MW-14SR	3/16/2001	11:33	10.74	15.1	2.5 (dry)	0.7	8.9	2154	6.99	8.73	351	864.82	853.32

Table 3. Monitor Well Field Sampling Results, Former Sta-Rite Facility, Deerfield, Wisconsin

WELL ID	Sample Date	Time	Depth to Water (feet btoc)	Well Depth (feet btoc)	Purge Volume (gallons)	Casing Volume (gallons)	Temperature (C)	Conductivity (umhos/cm)	pH	Dissolved Oxygen (mg/L)	Eh (mV)	Top of Casing Elev. (feet MSL)	Ground-water Elev. (feet MSL)
MW-14SR	6/26/2001	16:35	10.46	15.1	4 (dry)	0.8	19.8	1872	7.10			864.82	854.36
	9/20/2001	11:40	10.84	15.1	2 (dry)	0.7	16.8	1400	7.42			864.82	853.98
MW-14SR	12/18/2001	10:45	12.07	15.0	2(dry)	0.6	12.5	1105	6.99			864.82	852.75
	3/27/2002	13:50	10.46	15.0	3	0.7	9.4	2060	7.01			864.82	854.36
MW-14SR	6/6/2002	10:55	10.33	15.1	4	0.8	15.2	683	7.70			864.82	854.49
	9/5/2002	14:15	14.15	15.0	0.5	0.1	17.3	820.1	7.54			864.82	850.67
MW-14SR	12/11/2002		14.80	15.1	Not enough water in well to purge & sample.							864.82	850.02
	3/20/2003		14.82	15.1	Not enough water in well to purge & sample.							864.82	850.00
MW-14SR	6/12/2003	10:30	14.45	15.1	0.5	Not enough water in well to purge & sample.						864.82	850.37
	12/18/2003	15:30	11.23	15.1	3	0.6	10.3	654	6.92			864.82	853.59
MW-14SR	6/21/2004	12:15	8.56	15.1	6	1.1	14.8	1050	6.79			864.82	856.26
	9/8/2004	13:15	12.01	15.1	2	0.5	15.3	623	7.22			864.82	852.81
MW-14SR	12/28/2004	9:58	13.44	15.1	1	0.3	9.6	680	7.31			864.82	851.38
	6/29/2005	12:30	13.45	15.1	1	0.3	12.3	621	6.99			864.82	851.37
MW-14SR	9/20/2005		14.71	15.1	Not enough water in well to purge & sample.							864.82	850.11
	12/29/2005		14.73	15.0	Not enough water in well to purge & sample.							864.82	850.09
MW-14SR	5/16/2006	16:45	10.43	15.1	6	0.8	16.0	385	7.58			864.82	854.39
	11/21/2006	13:10	10.19	15.1	8	0.8	13.0	764	7.63			864.82	854.63
MW-14SR	5/22/2007	18:30	9.86	15.1	10	0.9	10.5	290	7.34			864.82	854.96
	12/4/2007	14:50	11.52	15.1	3	0.6	13.3	520	7.23			864.82	853.30
MW-14SR	5/29/2008	12:10	9.48	15.1	8	0.9	12.6	950	7.08			864.82	855.34
	11/25/2008	11:15	11.15	15.1	4	0.6	9.2	324	7.38			864.82	853.67
MW-14SR	5/19/2009	14:10	9.22	15.1	4	1.0	14.3	740	7.39			864.82	855.60
	11/18/2009	13:45	10.91	15.1	4	0.7	9.4	590	7.28			864.82	853.91
MW-14SR	5/13/2010	13:50	9.85	15.1	3.5	0.9	12.0	380	8.58			864.82	854.97
	11/16/2010	14:05	11.34	15.1	2 (dry)	0.6	13.0	561	7.16			864.82	853.48
MW-14SR	5/12/2011	14:10	9.30	15.1	4.5	0.9	13.2	683	8.00			864.82	855.52
	11/9/2011	13:10	10.24	15.1	5	0.8	12.5	398	7.59			864.82	854.58
MW-14SR	5/10/2012	16:20	9.10	15.1	5	1.0	10.5	627	7.83			864.82	855.72

Table 3. Monitor Well Field Sampling Results, Former Sta-Rite Facility, Deerfield, Wisconsin

WELL ID	Sample Date	Time	Depth to Water (feet btoc)	Well Depth (feet btoc)	Purge Volume (gallons)	Casing Volume (gallons)	Temperature (C)	Conductivity (umhos/cm)	pH	Dissolved Oxygen (mg/L)	Eh (mV)	Top of Casing Elev. (feet MSL)	Ground-water Elev. (feet MSL)
MW-14SR	12/12/2012	9:40	14.29	15.1	0.5	0.1	10.9	620	7.88			864.82	850.53
	6/5/2013	13:00	9.02	15.1	6	1.0	12.1	709	7.70			864.82	855.80
MW-14SR	11/12/2013	8:20	11.12	15.1	3 (dry)	0.6	11.5	558	7.84			864.82	853.70
	5/13/2014	11:00	9.30	15.1	5	0.9	9.1	518	7.87			864.82	855.52
MW-14SR	11/7/2014	10:10	11.62	15.1	3 (dry)	0.6	13.5	595	7.43			864.82	853.20
	5/14/2015	10:10	10.80	15.1	3 (dry)	0.7	8.9	545	7.90			864.82	854.02
MW-14SR	11/12/2015	8:20	12.12	15.1	2 (dry)	0.5	13.0	560	7.03			864.82	852.70
	5/18/2016	10:50	9.96	15.1	12	0.8	9.9	525	7.57			864.82	854.86
MW-14SR	11/28/2016	16:00	10.53	15.1	5 (dry)	0.7	11.3	798	7.03			864.82	854.29
	5/17/2017	14:10	9.01	15.1	5	1.0	10.9	7.69	7.59			864.82	855.81
MW-14SR	11/15/2017	14:30	11.31	15.1	3 (dry)	0.6	14.9	733	7.14			864.82	853.51
	5/9/2018	11:10	9.45	15.1	7	0.9	10.1	674	7.25			864.82	855.37
MW-14SR	11/29/2018	10:00	9.26	15.1	7	1.0	13.5	670	7.30			864.82	855.56
	5/15/2019	11:40	8.51	15.1	7	1.1	10.6	680	7.59			864.82	856.31
MW-14SR	11/11/2019	16:10	9.07	15.1	10	1.0	12.7	642	7.05			864.82	855.75
	5/13/2020	11:30	8.47	15.1	8	1.1	10.9	1059	7.36			864.82	856.35
MW-14SR	11/12/2020	12:00	9.03	15.1	5 (dry)	1.0	14.6	1037	7.92			864.82	855.79
	5/12/2021	14:10	8.85	15.1	3 (dry)	1.0	10.9	>3999	6.93			864.82	855.97
MW-14SR	12/21/2021	13:10	11.03	15.1	2	0.7	10.8	>3999	6.96			864.82	853.79
MW-14I	12/20/1996	16:20	10.20	25.0	8 (dry)	2.4	8.9	600	5.88			864.06	853.86
MW-14IR	3/18/2000	15:00	14.01	24.6	9	1.7	8.7	918	7.02			864.65	850.64
	5/17/2000	11:00	14.17	24.6	9	1.7	13.5	1296	6.80			864.65	850.48
MW-14IR	9/14/2000	15:40	12.23	24.6	6 (dry)	2.0	17.4	2664	6.75			864.65	852.42
	12/28/2000	10:40	12.86	24.6	5 (dry)	1.9	6.9	2566	6.90			864.65	851.79
MW-14IR	3/16/2001	11:25	13.30	24.6	5 (dry)	1.8	11.1	3422	6.70	5.11	347	864.65	851.35
	6/27/2001	11:55	11.65	24.6	4 (dry)	2.1	16.1	2819	6.93			864.65	853.00
MW-14IR	9/20/2001	11:35	12.75	24.6	7 (dry)	1.9	14.5	3760	6.96			864.65	851.90
	12/18/2001	10:45	12.53	26.5	7 (dry)	1.9	12.5	1744	6.91			864.65	852.12
MW-14IR	3/27/2002	13:45	11.98	26.5	7	2.4	10.5	2551	6.84			864.65	852.67

Table 3. Monitor Well Field Sampling Results, Former Sta-Rite Facility, Deerfield, Wisconsin

WELL ID	Sample Date	Time	Depth to Water (feet btoc)	Well Depth (feet btoc)	Purge Volume (gallons)	Casing Volume (gallons)	Temperature (C)	Conductivity (umhos/cm)	pH	Dissolved Oxygen (mg/L)	Eh (mV)	Top of Casing Elev. (feet MSL)	Ground-water Elev. (feet MSL)
MW-14IR	6/6/2002	11:05	11.47	24.6	9	2.1	14.9	1792	7.29			864.65	853.18
	9/5/2002	14:20	14.16	24.6	5	1.7	13.5	2232	7.31	6.74	268	864.65	850.49
MW-14IR	12/11/2002	13:20	14.91	24.6	3 (dry)	1.6	11.5	1402	7.40			864.65	849.74
	3/20/2003	13:30	16.19	24.6	3.5 (dry)	1.4	12.6	1572	7.01			864.65	848.46
MW-14IR	6/12/2003	7:55	14.90	24.6	5	1.6	10.3	1275	7.05			864.65	849.75
	9/22/2003	16:00	15.92	24.6	5	1.4	12.7	1250	7.15			864.65	848.73
MW-14IR	12/18/2003	15:20	15.34	24.6	7	1.5	12.1	732	6.92			864.65	849.31
	6/21/2004	12:30	10.16	24.6	8	2.4	13.3	1164	7.06			864.65	854.49
MW-14IR	9/8/2004	14:45	12.22	24.6	6	2.0	13.2	809	6.98			864.65	852.43
	12/28/2004	10:10	13.98	24.8	4.5	1.8	10.8	1079	7.34			864.65	850.67
MW-14IR	6/29/2005	12:00	13.35	24.8	4	1.9	12.0	956	7.06			864.65	851.30
	9/20/2005	13:10	14.75	25.0	3	1.7	13.9	781	7.21			864.65	849.90
MW-14IR	12/29/2005	11:10	16.39	25.0	4	1.4	9.4	843	7.85			864.65	848.26
	5/16/2006	16:00	12.41	25.0	5	2.1	10.8	815	7.84			864.65	852.24
MW-14IR	11/21/2006	13:20	10.94	25.0	5	2.3	12.1	696	7.53			864.65	853.71
	5/22/2007	19:00	10.76	25.0	5	2.3	11.6	340	7.35			864.65	853.89
MW-14IR	12/4/2007	14:20	10.45	25.0	5	2.4	14.3	330	7.32			864.65	854.20
	5/29/2008	11:50	9.81	25.0	5	2.5	13.3	590	7.34			864.65	854.84
MW-14IR	11/25/2008	12:25	10.70	25.0	10	2.3	11.5	504	7.37			864.65	853.95
	5/19/2009	13:55	9.78	25.0	5 (dry)	2.5	14.4	390	7.39			864.65	854.87
MW-14IR	11/18/2009	14:00	11.80	25.0	5 (dry)	2.2	10.1	662	6.81			864.65	852.85
	5/13/2010	14:05	10.64	25.0	4.5 (dry)	2.3	12.5	660	8.42			864.65	854.01
MW-14IR	11/16/2010	13:50	11.09	25.0	6 (dry)	2.3	13.4	670	7.00			864.65	853.56
	5/12/2011	14:20	10.06	25.0	5.0 (dry)	2.4	11.8	695	8.10			864.65	854.59
MW-14IR	11/9/2011	13:30	12.17	25.0	5.0 (dry)	2.1	11.8	683	7.35			864.65	852.48
	5/10/2012	16:40	10.70	25.0	5.0 (dry)	2.3	12.2	914	7.98			864.65	853.95
MW-14IR	12/12/2012	9:20	13.30	25.0	4.0 (dry)	1.9	10.6	619	7.70			864.65	851.35
	6/5/2013	13:20	9.90	25.0	6.0 (dry)	2.5	11.5	622	7.84			864.65	854.75
MW-14IR	11/12/2013	8:40	11.60	25.0	5.0 (dry)	2.2	10.0	658	7.93			864.65	853.05

Table 3. Monitor Well Field Sampling Results, Former Sta-Rite Facility, Deerfield, Wisconsin

WELL ID	Sample Date	Time	Depth to Water (feet btoc)	Well Depth (feet btoc)	Purge Volume (gallons)	Casing Volume (gallons)	Temperature (C)	Conductivity (umhos/cm)	pH	Dissolved Oxygen (mg/L)	Eh (mV)	Top of Casing Elev. (feet MSL)	Ground-water Elev. (feet MSL)
MW-14IR	5/13/2014	11:20	10.43	25.0	5.0 (dry)	2.4	10.2	624	7.81			864.65	854.22
	11/7/2014	10:30	11.44	25.0	5.0 (dry)	2.2	12.8	588	7.51			864.65	853.21
MW-14IR	5/14/2015	10:30	11.76	25.0	5.0 (dry)	2.2	9.3	582	7.68			864.65	852.89
	11/12/2015	8:40	11.68	25.0	5.0 (dry)	2.2	13.6	584	7.10			864.65	852.97
	5/18/2016	11:00	10.43	25.0	5.0 (dry)	2.4	10.5	715	7.44			864.65	854.22
MW-14IR	11/28/2016	15:40	10.04	25.0	5.0 (dry)	2.4	11.2	725	7.62			864.65	854.61
	5/17/2017	14:20	9.45	25.0	5.0 (dry)	2.5	12.1	789	7.48			864.65	855.20
MW-14IR	11/15/2017	14:50	11.11	25.0	5.0 (dry)	2.3	14.5	797	7.26			864.65	853.54
	5/9/2018	11:40	10.15	25.0	4.0 (dry)	2.4	10.1	771	7.16			864.65	854.50
	11/29/2018	10:20	8.60	25.0	5.0 (dry)	2.7	13.1	722	7.26			864.65	856.05
	5/15/2019	12:00	9.05	25.0	4.0 (dry)	2.6	11.3	676	7.34			864.65	855.60
	11/11/2019	16:30	8.97	25.0	5.0 (dry)	2.6	12.0	650	7.20			864.65	855.68
MW-14IR	5/13/2020	11:50	8.33	25.0	5.0 (dry)	2.7	10.6	740	7.04			864.65	856.32
	11/12/2020	11:50	7.75	25.0	4.5 (dry)	2.8	15.9	1051	7.44			864.65	856.90
	5/12/2021	14:20	8.78	25.0	4 (dry)	2.6	11.4	1956	7.23			864.65	855.87
	12/21/2021	13:15	12.20	25.0	6.5	2.1	13.0	>3999	7.36			864.65	852.45
MW-15D	3/10/2000	15:00	11.07	119.7	80	17.7	9.0	880	6.90			860.23	849.16
	5/16/2000	15:40	11.30	119.7	80	17.7	12.6	1048	6.94			860.23	848.93
	5/16/2000	15:50	11.30	119.7	80	17.7	12.6	1057	6.93			860.23	848.93
MW-15D	9/14/2000	15:30	9.97	119.7	80	17.7	16.0	1131	6.74			860.23	850.26
	3/15/2001	15:10	10.31	119.7	80	17.8	10.2	1078	6.93	2.77	313	860.23	849.92
	6/26/2001	8:30	9.75	119.7	80	17.9	19.3	960	7.04			860.23	850.48
	9/19/2001	15:20	10.91	119.7	54	17.7	13.1	1119	7.25			860.23	849.32
MW-15D	12/18/2001	Not sampled because well was obstructed by trailer.											
	3/28/2002	15:00	10.25	119.4	65	17.8	10.8	775				860.23	849.98
	6/6/2002	13:35	10.50	119.7	77	17.8	14.9	843	7.43			860.23	849.73
	9/5/2002	13:00	12.44	119.7	55	17.5	12.4	1151	7.19	3.03	270	860.23	847.79
MW-15D	12/17/2002	15:40	13.19	119.7	75	17.4	8.0	1157	7.75			860.23	847.04
	3/21/2003	10:30	13.42	119.7	75	17.3	6.3	1174	7.39			860.23	846.81

Table 3. Monitor Well Field Sampling Results, Former Sta-Rite Facility, Deerfield, Wisconsin

WELL ID	Sample Date	Time	Depth to Water (feet btoc)	Well Depth (feet btoc)	Purge Volume (gallons)	Casing Volume (gallons)	Temperature (C)	Conductivity (umhos/cm)	pH	Dissolved Oxygen (mg/L)	Eh (mV)	Top of Casing Elev. (feet MSL)	Ground-water Elev. (feet MSL)
MW-15D	9/23/2003	7:45	13.44	119.7	50	17.3	12.3	1094	7.05			860.23	846.79
	12/19/2003	10:05	13.07	119.7	50	17.4	14.0	838	7.29			860.23	847.16
	6/22/2004	13:05	9.97	119.7	60	17.9	15.5	1096	7.24			860.23	850.26
MW-15D	9/8/2004	14:15	10.58	119.7	60	17.8	11.4	940	6.98			860.23	849.65
	12/28/2004	11:15	11.41	119.7	55	17.7	10.9	1129	6.97			860.23	848.82
	6/30/2005	12:20	11.39	119.7	75	17.7	12.7	1096	6.94			860.23	848.84
	9/20/2005	12:10	12.66	119.7	55	17.4	11.9	1153	6.97			860.23	847.57
MW-15D	12/29/2005	13:30	12.83	119.7	40	17.4	9.4	1147	7.05			860.23	847.40
	5/17/2006	11:50	11.12	119.7	75	17.7	12.4	1135	7.17			860.23	849.11
	11/21/2006	15:40	10.03	119.7	80	17.9	10.5	1071	7.65			860.23	850.20
MW-15D	5/23/2007	12:00	10.03	119.7	80	17.9	13.6	520	6.95			860.23	850.20
	12/5/2007	11:00	9.64	119.7	70	17.9	10.9	1070	7.13			860.23	850.59
	5/30/2008	11:00	7.52	119.7	80	18.3	14.8	560	6.75			860.23	852.71
	11/25/2008	13:55	9.55	119.7	60	18.0	9.9	1282	7.17			860.23	850.68
	5/20/2009	14:55	8.34	119.7	70	18.2	17.1	740	7.08			860.23	851.89
MW-15D	11/17/2009	16:45	10.33	119.7	71	17.8	8.7	1229	6.47			860.23	849.90
	5/13/2010	10:05	9.61	119.7	75	17.9	11.3	1400	7.94			860.23	850.62
	11/16/2010	14:40	9.84	119.7	75	17.9	11.9	1320	7.14			860.23	850.39
	5/12/2011	14:30	8.84	119.7	80	18.1	12.6	1519	7.70			860.23	851.39
MW-15D	11/10/2011	14:15	10.52	119.7	75	17.8	13.7	1561	7.07			860.23	849.71
	5/10/2012	14:10	10.04	119.7	80	17.9	10.5	1528	7.60			860.23	850.19
	11/29/2012	12:50	12.03	119.7	80	17.6	10.3	1427	7.64			860.23	848.20
	6/4/2013	18:30	9.30	119.7	80	18.0	13.5	1475	7.54			860.23	850.93
MW-15D	11/11/2013	15:05	10.48	119.7	80	17.8	9.8	1305	7.62			860.23	849.75
	5/13/2014	8:45	10.05	119.7	80	17.9	11.6	1561	7.93			860.23	850.18
	11/6/2014	14:05	10.81	119.7	70	17.7	12.2	1555	7.30			860.23	849.42
	5/13/2015	17:15	11.04	119.7	70	17.7	12.7	1501	7.49			860.23	849.19
MW-15D	11/11/2015	13:45	11.05	119.7	80	17.7	12.3	1563	6.91			860.23	849.18
	5/17/2016	15:35	9.75	119.7	80	17.9	11.9	1668	7.13			860.23	850.48

Table 3. Monitor Well Field Sampling Results, Former Sta-Rite Facility, Deerfield, Wisconsin

WELL ID	Sample Date	Time	Depth to Water (feet btoc)	Well Depth (feet btoc)	Purge Volume (gallons)	Casing Volume (gallons)	Temperature (C)	Conductivity (umhos/cm)	pH	Dissolved Oxygen (mg/L)	Eh (mV)	Top of Casing Elev. (feet MSL)	Ground-water Elev. (feet MSL)	
MW-15D	11/29/2016	14:50	9.45	119.7	80	18.0	13.4	1742	7.19			860.23	850.78	
	5/18/2017	16:25	8.57	119.7	1	18.1	11.7	1397	7.21	1.64	44	860.23	851.66	
MW-15D	11/16/2017	11:30	9.89	119.7	2	17.9	11.7	1510	7.42	10.96	79	860.23	850.34	
	5/9/2018	14:50	8.82	119.7	1	18.1	12.1	970	7.59	4.36	3	860.23	851.41	
	11/28/2018	12:10	7.44	119.7	1	18.3	11.4	1032	7.13	3.68	86	860.23	852.79	
MW-15D	5/13/2019	14:35	7.75	119.7	1	18.2	12.4	948	7.69	4.67	70	860.23	852.48	
	11/13/2019	12:50	7.75	119.7	1	18.2	11.1	1295	7.38	2.23	19	860.23	852.48	
	5/13/2020	14:30	8.08	119.7	1	18.2	12.0	1245	7.83	2.09	-6	860.23	852.15	
MW-15D	11/12/2020	14:00	9.45	119.7	20	18.0	13.0	1377	6.81			860.23	850.78	
	5/13/2021	14:15	9.98	119.7	1	17.9	14.9	1464	7.48	2.59	138	860.23	850.25	
MW-15D	12/21/2021	11:10	10.40	119.7	1	17.8	11.4	1640	5.98	1.54	14.1	860.23	849.83	
MW-16D	3/7/2000	13:10	11.48	114.7	80	16.8	14.3	495	6.97			860.90	849.42	
	5/16/2000	10:45	11.85	114.7	80	16.8	12.6	427.6	6.93			860.90	849.05	
MW-16D	9/14/2000	10:50	10.55	114.7	70	16.8	13.1	604	7.39			860.90	850.35	
	6/26/2001	13:05	10.50	114.7	80	17.0	19.4	544	7.09			860.90	850.40	
	9/19/2001	11:50	11.47	114.7	50	16.8	14.2	566	7.76			860.90	849.43	
	12/18/2001	12:55	11.35	114.7	50	17.0	11.1	389.6	7.33			860.90	849.55	
	3/27/2002	9:55	10.91	114.0	50	16.8	10.7	568	7.15			860.90	849.99	
MW-16D	6/6/2002	9:40	11.36	114.7	72	16.8	14.5	448	7.78			860.90	849.54	
	9/6/2002	10:20	13.38	114.7	55	16.5	12.4	542.8	7.57	10.47	221	860.90	847.52	
	12/11/2002	10:00	13.78	114.7	71	16.4	10.1	595	8.00			860.90	847.12	
	3/20/2003	11:20	13.87	114.7	75	16.4	11.9	570	7.29			860.90	847.03	
	6/12/2003	8:50	13.17	114.7	50	16.5	11.6	564	7.32			860.90	847.73	
MW-16D	9/22/2003	11:00	13.94	114.7	50	16.4	12.0	557	6.86			860.90	846.96	
	12/18/2003	10:20	13.36	114.8	50	16.5	5.1	343.4	7.39			860.90	847.54	
	6/21/2004	13:40	10.46	114.8	60	17.0	13.9	579	7.33			860.90	850.44	
	9/8/2004	8:45	11.12	114.8	60	16.9	11.7	503	7.09			860.90	849.78	
	12/28/2004	10:20	11.87	114.7	70	16.8	11.9	549	7.18			860.90	849.03	
	MW-16D	6/29/2005	14:40	11.99	114.7	70	16.7	13.3	550	7.33			860.90	848.91

Table 3. Monitor Well Field Sampling Results, Former Sta-Rite Facility, Deerfield, Wisconsin

WELL ID	Sample Date	Time	Depth to Water (feet btoc)	Well Depth (feet btoc)	Purge Volume (gallons)	Casing Volume (gallons)	Temperature (C)	Conductivity (umhos/cm)	pH	Dissolved Oxygen (mg/L)	Eh (mV)	Top of Casing Elev. (feet MSL)	Ground-water Elev. (feet MSL)
MW-16D	9/20/2005	8:30	13.08	114.7	55	16.6	11.6	571	6.53			860.90	847.82
	12/29/2005	11:35	13.24	114.7	36	16.5	12.0	610	7.25			860.90	847.66
	5/17/2006	11:00	11.59	114.7	67	16.8	12.1	558	7.35			860.90	849.31
MW-16D	11/21/2006	14:30	10.50	114.7	80	17.0	11.4	558	7.71			860.90	850.40
	5/22/2007	12:20	9.70	114.7	80	17.1	13.8	260	7.23			860.90	851.20
	5/30/2008	10:00	8.39	114.7	80	17.3	14.5	250	6.95			860.90	852.51
MW-16D	11/24/2008	15:50	10.06	114.7	60	17.1	11.7	703	7.46			860.90	850.84
	5/20/2009	13:25	8.82	114.7	100	17.3	17.8	330	7.31			860.90	852.08
	11/17/2009	12:55	11.05	114.7	100	16.9	9.0	586	7.31			860.90	849.85
MW-16D	5/12/2010	12:10	10.10	114.7	100	17.0	9.7	1160	7.94			860.90	850.80
	11/15/2010	12:00	10.30	114.7	100	17.0	12.0	596	6.98			860.90	850.60
	5/12/2011	13:35	9.39	114.7	75	17.2	14.6	621	7.90			860.90	851.51
MW-16D	11/10/2011	9:20	11.00	114.7	120	16.9	12.4	605	7.41			860.90	849.90
	5/10/2012	10:50	10.46	114.7	120	17.0	12.7	578	7.85			860.90	850.44
	11/29/2012	9:30	12.48	114.7	70	16.7	9.1	590	7.80			860.90	848.42
MW-16D	6/4/2013	15:40	9.69	114.7	70	17.1	14.2	544	7.75			860.90	851.21
	11/11/2013	11:50	10.89	114.7	70	16.9	11.9	564	7.89			860.90	850.01
	5/12/2014	14:20	10.59	114.7	70	17.0	12.2	638	8.03			860.90	850.31
MW-16D	11/6/2014	9:50	11.16	114.7	70	16.9	11.9	566	7.72			860.90	849.74
	5/13/2015	13:00	11.50	114.7	70	16.8	12.2	548	7.52			860.90	849.40
	11/11/2015	10:30	11.54	114.7	70	16.8	12.2	553	7.13			860.90	849.36
MW-16D	5/17/2016	11:30	10.17	114.7	75	17.0	12.6	605	7.41			860.90	850.73
	11/29/2016	10:00	9.95	114.7	75	17.1	12.9	604	7.55			860.90	850.95
	5/18/2017	12:15	8.90	114.7	2	17.2	11.7	554	7.23	6.44	24	860.90	852.00
MW-16D	11/16/2017	8:55	10.28	114.7	1	17.0	11.4	603	7.39	11.61	70	860.90	850.62
	5/10/2018	11:40	10.39	114.7	1	17.0	11.4	483	7.76	7.07	26	860.90	850.51
	11/28/2018	9:35	7.84	114.7	1	17.4	11.0	568	6.61	5.89	80	860.90	853.06
MW-16D	5/13/2019	12:30	8.23	114.7	0.5	17.4	12.6	525	7.70	7.19	-21	860.90	852.67
	11/13/2019	9:30	8.19	114.7	1	17.4	9.5	577	6.77	4.83	-24	860.90	852.71

Table 3. Monitor Well Field Sampling Results, Former Sta-Rite Facility, Deerfield, Wisconsin

WELL ID	Sample Date	Time	Depth to Water (feet btoc)	Well Depth (feet btoc)	Purge Volume (gallons)	Casing Volume (gallons)	Temperature (C)	Conductivity (umhos/cm)	pH	Dissolved Oxygen (mg/L)	Eh (mV)	Top of Casing Elev. (feet MSL)	Ground-water Elev. (feet MSL)
MW-16D	5/13/2020	13:30	8.37	114.7	1	17.3	12.5	576	7.44	3.64	-41	860.90	852.53
	11/12/2020	9:50	9.78	114.7	1	17.1	11.8	593	7.26	3.76	178	860.90	851.12
	5/12/2021	9:40	10.19	114.7	1	17.0	10.8	593	8.08	3.89	101	860.90	850.71
MW-16D	12/22/2021	9:25	11.80	114.7	1	16.8	8.0	548	6.18	7.87	216	860.90	849.10
MW-17D	3/7/2000	16:30	10.88	114.9	80	16.9	17.2	766	7.05			860.05	849.17
	5/16/2000	13:30	11.17	114.9	80	16.9	15.9	785	7.03			860.05	848.88
MW-17D	9/14/2000	13:25	10.36	114.9	70	16.9	15.7	873	7.11			860.05	849.69
	3/15/2001	12:40	11.52	114.9	70	16.8	9.6	795.3	7.11	4.50	370	860.05	848.53
MW-17D	6/26/2001	15:30	10.05	114.9	80	17.1	18.8	737	7.33			860.05	850.00
	9/19/2001	11:01	11.01	114.9	50	16.9	14.4	822	7.50			860.05	849.04
	12/19/2001	11:30	10.65	114.9	50	17.0	14.3	664	7.24			860.05	849.40
MW-17D	3/27/2002	12:20	10.26	115.0	52	17.1	10.8	862	7.02			860.05	849.79
	6/6/2002	13:40	11.20	114.9	73	16.9	15.0	655	7.44			860.05	848.85
MW-17D	9/6/2002	12:15	14.65	114.9	55	16.3	12.1	831.8	7.59	3.77	273	860.05	845.40
(duplicate)	9/6/2002	12:20	14.65	114.9	55	16.3	11.9	832.7	7.57	3.44	275	860.05	845.40
MW-17D	12/11/2002	12:05	13.87	114.9	50	16.5	10.5	850	7.37			860.05	846.18
	3/20/2003	13:05	13.87	114.9	75	16.5	11.9	835	7.22			860.05	846.18
MW-17D	6/12/2003	10:15	12.56	114.9	55	16.7	12.1	855	6.75			860.05	847.49
	9/22/2003	13:00	13.49	114.9	50	16.5	13.6	843	7.15			860.05	846.56
	12/18/2003	12:30	17.46	115.0	50	15.9	10.3	585	7.03			860.05	842.59
MW-17D	6/22/2004	12:00	9.90	115.0	60	17.1	19.1	803	7.30			860.05	850.15
	9/8/2004	9:45	10.60	115.0	60	17.0	12.9	748	7.11			860.05	849.45
	12/28/2004	13:05	11.23	114.9	51	16.9	13.2	864	6.80			860.05	848.82
	6/30/2005	10:50	11.42	114.9	60	16.9	15.2	866	6.98			860.05	848.63
MW-17D	9/20/2005	10:30	12.37	114.9	55	16.7	13.4	852	7.10			860.05	847.68
	12/29/2005	15:40	12.54	114.9	33.5	16.7	8.6	872	7.45			860.05	847.51
	5/17/2006	14:00	10.77	114.9	70	17.0	13.1	851	7.12			860.05	849.28
MW-17D	11/21/2006	17:00	9.91	114.9	40	17.1	11.1	779	7.70			860.05	850.14
	5/23/2007	10:50	9.21	114.9	40	17.2	15.4	400	7.14			860.05	850.84

Table 3. Monitor Well Field Sampling Results, Former Sta-Rite Facility, Deerfield, Wisconsin

WELL ID	Sample Date	Time	Depth to Water (feet btoc)	Well Depth (feet btoc)	Purge Volume (gallons)	Casing Volume (gallons)	Temperature (C)	Conductivity (umhos/cm)	pH	Dissolved Oxygen (mg/L)	Eh (mV)	Top of Casing Elev. (feet MSL)	Ground-water Elev. (feet MSL)
MW-17D	12/5/2007	13:10	9.69	114.9	40	17.1	13.5	390	7.29			860.05	850.36
MW-17D	5/30/2008	12:45	8.07	114.9	40	17.4	16.5	400	7.00			860.05	851.98
	11/24/2008	13:20	10.14	114.9	55	17.1	11.5	833	7.34			860.05	849.91
	5/19/2009	15:40	8.44	114.9	66	17.4	18.1	1040	7.19			860.05	851.61
	11/17/2009	17:00	10.37	114.9	63	17.0	9.0	858	7.08			860.05	849.68
MW-17D	5/13/2010	9:50	9.45	114.9	55	17.2	11.2	1000	7.93			860.05	850.60
MW-17D	11/15/2001	16:20	9.77	114.9	69	17.1	10.8	913	6.78			860.05	850.28
	5/12/2011	13:50	8.77	114.9	65	17.3	14.8	931	7.80			860.05	851.28
	11/10/2011	12:10	10.34	114.9	70	17.0	13.6	995	7.36			860.05	849.71
MW-17D	5/10/2012	13:00	9.71	114.9	70	17.1	11.8	904	7.86			860.05	850.34
	11/29/2012	11:30	11.82	114.9	60	16.8	10.8	890	7.73			860.05	848.23
	6/4/2013	17:10	9.08	114.9	55	17.2	14.1	840	7.78			860.05	850.97
MW-17D	11/11/2013	13:50	10.31	114.9	55	17.0	10.2	830	7.43			860.05	849.74
	5/12/2014	16:00	9.82	114.9	55	17.1	12.6	860	7.96			860.05	850.23
	11/6/2014	12:20	10.56	114.9	55	17.0	13.1	865	7.38			860.05	849.49
	5/13/2015	15:30	10.72	114.9	50	17.0	12.3	808	7.33			860.05	849.33
	11/11/2015	12:20	10.77	114.9	50	17.0	13.3	864	7.04			860.05	849.28
MW-17D	5/17/2016	13:30	9.46	114.9	50	17.2	14.0	902	7.27			860.05	850.59
	11/29/2016	12:30	9.25	114.9	50	17.2	12.6	953	7.56			860.05	850.80
	5/18/2017	14:10	8.28	114.9	1	17.4	11.8	847	7.21	1.44	46	860.05	851.77
	11/16/2017	10:15	11.72	114.9	1	16.8	11.7	901	7.37	7.82	79	860.05	848.33
	5/10/2018	12:55	9.90	114.9	1	17.1	11.7	702	7.75	2.87	62	860.05	850.15
	11/28/2018	10:40	7.21	114.9	1	17.6	10.7	848	7.05	2.56	77	860.05	852.84
MW-17D	5/13/2019	13:30	7.94	114.9	1	17.4	12.9	781	8.27	4.06	18	860.05	852.11
	11/13/2019	11:30	7.92	114.9	1	17.4	10.3	861	7.26	1.54	-25	860.05	852.13
	5/13/2020	16:00	8.21	114.9	1	17.4	12.4	849	8.12	1.44	6	860.05	851.84
	11/12/2020	11:00	9.56	114.9	1	17.2	12.1	864	6.85	1.37	155	860.05	850.49
	5/12/2021	10:50	9.92	114.9	1	17.1	12.1	849	7.25	4.65	187	860.05	850.13
MW-17D	12/22/2021	10:40	11.32	114.9	1	16.9	8.7	839	7.02	2.29	174	860.05	848.73

Table 3. Monitor Well Field Sampling Results, Former Sta-Rite Facility, Deerfield, Wisconsin

WELL ID	Sample Date	Time	Depth to Water (feet btoc)	Well Depth (feet btoc)	Purge Volume (gallons)	Casing Volume (gallons)	Temperature (C)	Conductivity (umhos/cm)	pH	Dissolved Oxygen (mg/L)	Eh (mV)	Top of Casing Elev. (feet MSL)	Ground-water Elev. (feet MSL)
EW-1	5/16/2000	14:30	11.11									860.08	848.97

Notes: Wells MW-14S and MW-14I were abandoned during soil excavation activities, and replaced February 2000.
 Groundwater remediation system (extraction well EW-1) became operational March 20, 2000.
 feet btoc = feet below top of casing
 feet MSL = feet above mean sea level
 Started using the low-flow sampling method to sample monitoring wells MW-15D, MW-16D and MW-17D in 2017.

Table 4. Groundwater Elevation Summary Table, Former Sta-Rite Facility, Deerfield, Wisconsin

WELL ID	Top of Well Screen		Bottom of Well Screen		Sample Date	Top of Casing Elevation (feet MSL)	Depth to Water (ft. btoc)	Groundwater Elevation (feet MSL)
	(feet btoc)	(feet MSL)	(feet btoc)	(feet MSL)				
MW-1S	5.4	854.71	14.9	845.21	12/20/1996	860.11	7.62	852.49
					3/18/2000	860.11	9.00	851.11
					5/17/2000	860.11	8.75	851.36
					9/6/2002	860.11	11.16	848.95
					6/12/2003	860.11	10.03	850.08
					6/21/2004	860.11	6.80	853.31
					9/19/2005	860.11	10.59	849.52
					5/16/2006	860.11	7.36	852.75
					5/22/2007	860.11	7.29	852.82
					5/20/2009	860.11	6.83	853.28
					5/13/2010	860.11	6.67	853.44
					11/16/2010	860.11	7.70	852.41
					5/12/2011	860.11	6.84	853.27
					5/10/2012	860.11	6.85	853.26
					6/10/2013	860.11	7.18	852.93
					5/13/2014	860.11	6.27	853.84
					5/14/2015	860.11	7.76	852.35
					5/17/2016	860.11	7.16	852.95
					5/18/2017	860.11	6.73	853.38
					5/10/2018	860.11	6.96	853.15
5/16/2019	860.11	6.29	853.82					
5/13/2020	860.11	6.41	853.70					
MW-1S					5/14/2021	860.11	7.32	852.79
MW-1I	22.6	837.55	27.6	832.55	12/18/1996	860.15	7.70	852.45
					3/18/2000	860.15	9.47	850.68
					5/17/2000	860.15	9.33	850.82
					9/6/2002	860.15	10.43	849.72
					6/12/2003	860.15	10.46	849.69
					6/21/2004	860.15	7.00	853.15
					9/19/2005	860.15	10.64	849.51
					5/16/2006	860.15	7.97	852.18
					5/22/2007	860.15	7.25	852.90
					5/20/2009	860.15	6.93	853.22
					5/13/2010	860.15	6.90	853.25
					11/16/2010	860.15	7.81	852.34
					MW-1I			
MW-2S	4.9	854.98	14.9	844.98	12/18/1996	859.88	8.57	851.31
					3/17/2000	859.86	9.53	850.33
					5/17/2000	859.86	9.60	850.26
					9/6/2002	859.86	11.12	848.74
					6/12/2003	859.86	10.25	849.61
					6/21/2004	859.86	7.98	851.88
					9/19/2005	859.86	10.52	849.34
MW-2S					5/16/2006	859.86	8.78	851.08

Table 4. Groundwater Elevation Summary Table, Former Sta-Rite Facility, Deerfield, Wisconsin

WELL ID	Top of Well Screen		Bottom of Well Screen		Sample Date	Top of Casing Elevation (feet MSL)	Depth to Water (ft. btoc)	Groundwater Elevation (feet MSL)
	(feet btoc)	(feet MSL)	(feet btoc)	(feet MSL)				
MW-2S					5/22/2007	859.86	8.07	851.79
MW-2S					5/20/2009	859.86	7.81	852.05
					5/13/2009	859.86	7.90	851.96
					11/15/2010	859.86	8.86	851.00
					5/12/2011	859.86	7.91	851.95
					5/10/2012	859.86	8.25	851.61
					6/10/2013	859.86	8.07	851.79
					5/13/2014	859.86	8.11	851.75
					5/14/2015	859.86	8.74	851.12
					5/17/2016	859.86	8.20	851.66
					5/18/2017	859.86	7.67	852.19
					5/10/2018	859.86	8.11	851.75
					5/16/2019	859.86	7.52	852.34
					5/13/2020	859.86	7.73	852.13
MW-2S					5/14/2021	859.86	8.43	851.43
MW-3S	4.3	854.43	14.3	844.43	12/16/1996	858.73	9.90	848.83
					9/6/2002	858.73	13.13	845.60
					6/12/2003	858.73	11.08	847.65
					6/21/2004	858.73	7.78	850.95
					9/19/2005	858.73	10.19	848.54
					5/16/2006	858.73	9.45	849.28
					5/22/2007	858.73	8.21	850.52
					5/20/2009	858.73	7.35	851.38
					5/13/2010	858.73	7.82	850.91
					11/15/2010	858.73	7.68	851.05
					5/12/2011	858.73	7.59	851.14
					5/10/2012	858.73	Dry	
					6/10/2013	858.73	7.65	851.08
					5/13/2014	858.73	7.65	851.08
					5/14/2015	858.73	7.48	851.25
5/18/2017	858.73	6.84	851.89					
5/10/2018	858.73	7.47	851.26					
5/16/2019	858.73	6.75	851.98					
5/13/2020	858.73	7.08	851.65					
MW-3S					5/14/2020	858.73	Dry	
MW-4S	4.7	851.64	14.7	841.64	12/18/1996	856.34	8.08	848.26
MW-4S					5/22/2007	Unable to locate.		
MW-5S	4.7	852.70	14.7	842.70	12/20/1996	857.40	4.94	852.46
					3/11/2000	857.40	6.65	850.75
					5/17/2000	857.40	6.56	850.84
					9/6/2002	857.40	8.49	848.91
					6/12/2003	857.40	8.10	849.30
MW-5S	4.7	852.70	14.7	842.70	9/19/2005	857.40	8.80	848.60
					5/16/2006	857.40	5.38	852.02

Table 4. Groundwater Elevation Summary Table, Former Sta-Rite Facility, Deerfield, Wisconsin

WELL ID	Top of Well Screen		Bottom of Well Screen		Sample Date	Top of Casing Elevation (feet MSL)	Depth to Water (ft. btoc)	Groundwater Elevation (feet MSL)
	(feet btoc)	(feet MSL)	(feet btoc)	(feet MSL)				
MW-5S					5/22/2007	857.40	4.51	852.89
MW-5S					5/20/2009	Unable to locate.		
MW-5I	19.8	837.76	24.8	832.76	12/20/1996	857.56	5.14	852.42
MW-5I					3/11/2000	857.56	6.94	850.62
					5/17/2000	857.56	6.87	850.69
					9/6/2002	857.56	8.40	849.16
MW-5I					6/12/2003	857.56	8.77	848.79
					5/16/2006	857.56	5.59	851.97
					5/22/2007	857.56	4.62	852.94
MW-5I					5/20/2009	Unable to locate.		
MW-6S	5.1	855.88	15.1	845.88	12/20/1996	860.98	9.88	851.10
					9/6/2002	860.98	11.34	849.64
MW-6S					6/12/2003	860.98	10.85	850.13
					6/21/2004	860.98	8.20	852.78
MW-6S					9/19/2005	860.98	11.31	849.67
					5/16/2006	860.98	9.65	851.33
					5/22/2007	860.98	8.29	852.69
MW-6S					5/20/2009	860.98	7.80	853.18
					5/13/2010	860.98	8.49	852.49
					11/15/2010	860.98	9.35	851.63
					5/12/2011	860.98	8.36	852.62
MW-6S					5/10/2012	Well is damaged. No cover; jagged PVC casing above ground surface.		
MW-7S	4.2	855.83	14.2	845.83	12/16/1996	860.03	6.09	853.94
					9/6/2002	860.03	8.55	851.48
MW-7S					6/12/2003	860.03	9.06	850.97
					6/21/2004	860.03	5.85	854.18
					9/19/2005	860.03	9.29	850.74
					5/16/2006	860.03	5.65	854.38
					5/22/2007	860.03	6.18	853.85
					5/13/2010	860.03	3.97	856.06
					11/15/2010	860.03	7.01	853.02
					5/12/2011	860.03	4.93	855.10
					5/10/2012	860.03	6.09	853.94
					6/10/2013	860.03	6.17	853.86
					5/13/2014	860.03	4.15	855.88
					5/14/2015	860.03	6.94	853.09
					5/17/2016	860.03	6.34	853.69
					5/18/2017	860.03	5.08	854.95
					5/16/2019	860.03	5.05	854.98
					5/13/2020	860.03	5.81	854.22
MW-7S					5/14/2021	860.03	6.56	853.47
MW-8S	3.5	849.05	13.5	839.05	12/18/1996	852.55	5.74	846.81
MW-8S					9/6/2002	852.55	7.67	844.88

Table 4. Groundwater Elevation Summary Table, Former Sta-Rite Facility, Deerfield, Wisconsin

WELL ID	Top of Well Screen		Bottom of Well Screen		Sample Date	Top of Casing Elevation (feet MSL)	Depth to Water (ft. btoc)	Groundwater Elevation (feet MSL)
	(feet btoc)	(feet MSL)	(feet btoc)	(feet MSL)				
MW-8S					6/12/2003	852.55	4.79	847.76
					6/21/2004	852.55	3.58	848.97
					5/16/2006	852.55	3.03	849.52
					5/22/2007	852.55	3.38	849.17
MW-8S					5/20/2009	Unable to locate.		
					5/10/2012	852.55	3.09	849.46
					6/10/2013	852.55	3.14	849.41
MW-8S					5/13/2014	852.55	2.68	849.87
					5/14/2015	852.55	3.59	848.96
					5/17/2016	852.55	3.07	849.48
					5/18/2017	852.55	2.61	849.94
					5/10/2018	852.55	2.71	849.84
					5/16/2019	852.55	2.70	849.85
					5/13/2020	852.55	2.79	849.76
MW-8S					5/14/2021	852.55	3.20	849.35
MW-9S	5.4	845.30	15.4	835.30	12/18/1996	850.70	2.56	848.14
MW-9S					5/22/2007	Unable to locate.		
MW-10S	3.9	856.42	13.9	846.42	12/20/1996	860.32	6.94	853.38
					3/21/2003	860.32	12.74	847.58
					6/12/2003	860.32	10.72	849.60
					9/23/2003	860.32	12.00	848.32
					12/19/2003	860.32	11.03	849.29
					6/22/2004	860.32	6.46	853.86
MW-10S	3.9	856.42	13.9	846.42	9/8/2004	860.32	8.23	852.09
					12/28/2004	860.32	9.55	850.77
					9/19/2005	860.32	10.75	849.57
					12/29/2005	860.32	11.27	849.05
					5/16/2006	860.32	8.71	851.61
					5/22/2007	860.32	6.85	853.47
					12/4/2007	860.32	7.62	852.70
					5/29/2008	860.32	5.93	854.39
					11/25/2008	860.32	7.70	852.62
					5/20/2009	860.32	5.96	854.36
MW-10S					5/13/2010	860.32	6.86	853.46
					11/15/2010	860.32	7.96	852.36
					5/12/2011	860.32	6.43	853.89
					5/10/2012	860.32	7.09	853.23
					6/10/2013	860.32	6.38	853.94
					5/13/2014	860.32	6.97	853.35
					5/14/2015	860.32	8.06	852.26
					5/17/2016	860.32	6.79	853.53
MW-10S					11/28/2016	860.32	7.09	853.23
					5/17/2017	860.32	5.90	854.42
MW-10S					11/15/2017	860.32	7.49	852.83

Table 4. Groundwater Elevation Summary Table, Former Sta-Rite Facility, Deerfield, Wisconsin

WELL ID	Top of Well Screen		Bottom of Well Screen		Sample Date	Top of Casing Elevation (feet MSL)	Depth to Water (ft. btoc)	Groundwater Elevation (feet MSL)
	(feet btoc)	(feet MSL)	(feet btoc)	(feet MSL)				
MW-10S					5/9/2018	860.32	6.56	853.76
					11/28/2018	860.32	5.74	854.58
					5/15/2019	860.32	5.47	854.85
MW-10S					11/11/2019	860.32	5.81	854.51
					5/13/2020	860.32	5.69	854.63
					11/12/2020	860.32	7.05	853.27
					5/13/2021	860.32	7.11	853.21
MW-10S					12/21/2021	860.32	9.20	851.12
MW-10I	21.5	838.96	26.5	833.96	12/20/1996	860.46	7.24	853.22
					3/18/2000	860.46	10.58	849.88
					6/26/2001	860.46	8.24	852.22
					9/20/2001	860.46	9.33	851.13
					12/18/2001	860.46	9.25	851.21
MW-10I					3/27/2002	860.46	8.53	851.93
					6/6/2002	860.46	8.04	852.42
					9/5/2002	860.46	10.70	849.76
					12/11/2002	860.46	12.05	848.41
					3/20/2003	860.46	12.83	847.63
					6/12/2003	860.46	11.30	849.16
					9/23/2003	860.46	12.32	848.14
MW-10I					12/19/2003	860.46	12.10	848.36
					6/22/2004	860.46	7.26	853.20
					9/8/2004	860.46	8.66	851.80
					12/28/2004	860.46	9.97	850.49
					9/19/2005	860.46	11.10	849.36
					12/29/2005	860.46	11.51	848.95
MW-10I					5/16/2006	860.46	8.90	851.56
					5/22/2007	860.46	7.39	853.07
					12/4/2007	860.46	7.90	852.56
					5/29/2008	860.46	6.22	854.24
					11/25/2008	860.46	8.10	852.36
					5/20/2009	860.46	6.56	853.90
					5/13/2010	860.46	6.94	853.52
MW-10I					11/15/2010	860.46	8.23	852.23
					5/12/2011	860.46	6.40	854.06
					5/10/2012	860.46	6.94	853.52
					6/10/2013	860.46	6.76	853.70
					5/13/2014	860.46	6.91	853.55
					5/14/2015	860.46	8.23	852.23
					5/17/2016	860.46	6.96	853.50
					11/28/2016	860.46	7.08	853.38
					5/17/2017	860.46	6.10	854.36
					11/15/2017	860.46	7.74	852.72
MW-10I					5/9/2018	860.46	6.73	853.73

Table 4. Groundwater Elevation Summary Table, Former Sta-Rite Facility, Deerfield, Wisconsin

WELL ID	Top of Well Screen		Bottom of Well Screen		Sample Date	Top of Casing Elevation (feet MSL)	Depth to Water (ft. btoc)	Groundwater Elevation (feet MSL)
	(feet btoc)	(feet MSL)	(feet btoc)	(feet MSL)				
MW-10I					11/28/2018	860.46	6.00	854.46
MW-10I					5/15/2019	860.46	5.78	854.68
					11/11/2019	860.46	6.02	854.44
					5/13/2020	860.46	6.02	854.44
					11/12/2020	860.46	7.40	853.06
					5/13/2021	860.46	7.52	852.94
MW-10I					12/21/2021	860.46	9.56	850.90
MW-11S	4.9	856.36	14.9	846.36	12/16/1996	861.26	7.38	853.88
					9/6/2002	861.26	9.22	852.04
MW-11S					6/12/2003	861.26	10.45	850.81
					6/21/2004	861.26	5.60	855.66
MW-11S					9/19/2005	861.26	10.25	851.01
					5/16/2006	861.26	7.88	853.38
					5/22/2007	861.26	5.32	855.94
MW-11S					5/13/2010	861.26	5.85	855.41
					11/15/2010	861.26	7.56	853.70
					5/12/2011	861.26	5.22	856.04
					5/10/2012	861.26	6.24	855.02
MW-11S					6/10/2013	861.26	5.59	855.67
					5/13/2014	861.26	5.79	855.47
					5/14/2015	861.26	7.66	853.60
					5/17/2016	861.26	6.46	854.80
					5/18/2017	861.26	5.38	855.88
					5/10/2018	861.26	5.63	855.63
					5/15/2019	861.26	5.04	856.22
					5/13/2020	861.26	5.30	855.96
MW-11S					5/14/2021	861.26	6.82	854.44
MW-12S	12.7	857.92	22.7	847.92	12/16/1996	870.62	17.12	853.50
					6/12/2003	870.62	21.43	849.19
MW-12S					6/22/2004	870.62	16.40	854.22
					9/19/2005	870.62	20.67	849.95
					5/16/2006	870.62	18.62	852.00
					5/22/2007	870.62	16.67	853.95
					5/20/2009	870.62	15.76	854.86
					5/13/2010	870.62	16.74	853.88
					11/15/2010	870.62	17.73	852.89
					5/12/2011	870.62	16.01	854.61
MW-12S					5/10/2012	870.62	16.63	853.99
					6/10/2013	870.62	15.97	854.65
					5/13/2014	870.62	16.52	854.10
					5/14/2015	870.62	17.81	852.81
					5/17/2016	870.62	16.48	854.14
MW-12S					5/18/2017	870.62	15.30	855.32

Table 4. Groundwater Elevation Summary Table, Former Sta-Rite Facility, Deerfield, Wisconsin

WELL ID	Top of Well Screen		Bottom of Well Screen		Sample Date	Top of Casing Elevation (feet MSL)	Depth to Water (ft. btoc)	Groundwater Elevation (feet MSL)
	(feet btoc)	(feet MSL)	(feet btoc)	(feet MSL)				
MW-12S					5/10/2018	870.62	16.24	854.38
					5/15/2019	870.62	15.05	855.57
					5/13/2020	870.62	15.12	855.50
MW-12S					5/14/2021	870.62	16.84	853.78
MW-13S	2.8	861.30	12.8	851.30	5/17/2000	864.10	10.13	853.97
					5/17/2000	864.10	10.93	853.17
					9/14/2000	864.10	8.95	855.15
MW-13S					9/6/2002	864.10	11.89	852.21
					6/21/2004	864.10	7.94	856.16
					9/19/2005	864.10	11.79	852.31
MW-13S					5/16/2006	864.10	11.72	852.38
					5/22/2007	864.10	9.31	854.79
MW-13S					5/20/2009	864.10	8.52	855.58
					5/13/2010	864.10	9.11	854.99
MW-13S					11/15/2010	864.10	10.45	853.65
					5/12/2011	864.10	8.54	855.56
					5/10/2012	864.10	9.29	854.81
					6/10/2013	864.10	8.47	855.63
					5/13/2014	864.10	9.36	854.74
					5/14/2015	864.10	10.81	853.29
MW-13S					5/17/2016	864.10	9.35	854.75
					5/18/2017	864.10	8.29	855.81
					5/10/2018	864.10	8.88	855.22
					5/15/2019	864.10	7.94	856.16
					5/13/2020	864.10	8.09	856.01
MW-13S					5/14/2021	864.10	9.76	854.34
MW-14S	4.7	859.36	14.7	849.36	12/20/1996	864.06	10.44	853.62
MW-14SR	5.1	859.72	15.1	849.72	3/18/2000	864.82	14.05	850.77
					5/17/2000	864.82	13.77	851.05
					9/14/2000	864.82	11.33	852.73
					6/26/2001	864.82	10.46	854.36
					12/18/2001	864.82	12.07	852.75
					3/27/2002	864.82	10.46	854.36
					6/6/2002	864.82	10.33	854.49
					9/5/2002	864.82	14.15	850.67
MW-14SR					12/11/2002	864.82	14.80	850.02
					3/20/2003	864.82	14.82	850.00
					6/12/2003	864.82	14.45	850.37
					9/22/2003	864.82	Dry	
					12/18/2003	864.82	11.23	853.59
					6/21/2004	864.82	8.56	856.26
					9/8/2004	864.82	12.01	852.81
					12/28/2004	864.82	13.44	851.38
MW-14SR					9/19/2005	864.82	14.71	850.11

Table 4. Groundwater Elevation Summary Table, Former Sta-Rite Facility, Deerfield, Wisconsin

WELL ID	Top of Well Screen		Bottom of Well Screen		Sample Date	Top of Casing Elevation (feet MSL)	Depth to Water (ft. btoc)	Groundwater Elevation (feet MSL)
	(feet btoc)	(feet MSL)	(feet btoc)	(feet MSL)				
MW-14SR					12/29/2005	864.82	14.73	850.09
					5/16/2006	864.82	10.43	854.39
					5/22/2007	864.82	9.86	854.96
MW-14SR					12/4/2007	864.82	11.52	853.30
					5/29/2008	864.82	9.48	855.34
					11/25/2008	864.82	11.15	853.67
					5/20/2009	864.82	9.26	855.56
					5/13/2010	864.82	9.85	854.97
					11/15/2010	864.82	11.34	853.48
					5/12/2011	864.82	9.30	855.52
MW-14SR					5/10/2012	864.82	9.10	855.72
					6/10/2013	864.82	9.27	855.55
					5/13/2014	864.82	9.30	855.52
					5/14/2015	864.82	10.80	854.02
MW-14SR					5/17/2016	864.82	9.96	854.86
					11/28/2016	864.82	10.53	854.29
					5/17/2017	864.82	9.01	855.81
					11/15/2017	864.82	11.31	853.51
					5/9/2018	864.82	9.45	855.37
					11/29/2018	864.82	9.26	855.56
					5/15/2019	864.82	8.51	856.31
					11/11/2019	864.82	9.07	855.75
					5/13/2020	864.82	8.47	856.35
					11/12/2020	864.82	9.03	855.79
					5/12/2021	864.82	8.85	855.97
MW-14SR					12/21/2021	864.82	11.03	853.79
MW-14I	20.0	844.44	25.0	839.44	12/20/1996	864.44	10.20	854.24
MW-14IR	19.6	845.05	24.6	840.05	3/18/2000	864.65	14.01	850.64
MW-14IR					5/17/2000	864.65	14.17	850.48
					9/14/2000	864.65	12.23	852.42
					6/27/2001	864.65	11.65	853.00
					12/18/2001	864.65	12.53	852.12
					3/27/2002	864.65	11.98	852.67
					6/6/2002	864.65	11.47	853.18
					9/5/2002	864.65	14.16	850.49
					12/11/2002	864.65	14.91	849.74
					3/20/2003	864.65	16.19	848.46
					6/12/2003	864.65	14.90	849.75
MW-14IR					9/22/2003	864.65	15.92	848.73
					12/18/2003	864.65	15.34	849.31
					6/21/2004	864.65	10.16	854.49
					9/8/2004	864.65	12.22	852.43
MW-14IR					12/28/2004	864.65	13.98	850.67
MW-14IR					9/19/2005	864.65	14.75	849.90

Table 4. Groundwater Elevation Summary Table, Former Sta-Rite Facility, Deerfield, Wisconsin

WELL ID	Top of Well Screen		Bottom of Well Screen		Sample Date	Top of Casing Elevation (feet MSL)	Depth to Water (ft. btoc)	Groundwater Elevation (feet MSL)
	(feet btoc)	(feet MSL)	(feet btoc)	(feet MSL)				
MW-14IR					12/29/2005	864.65	16.39	848.26
					5/16/2006	864.65	12.41	852.24
MW-14IR					5/22/2007	864.65	10.76	853.89
					12/4/2007	864.65	10.45	854.20
MW-14IR					5/29/2008	864.65	9.81	854.84
					11/25/2008	864.65	10.70	853.95
MW-14IR					5/20/2009	864.65	10.00	854.65
					5/13/2010	864.65	10.64	854.01
MW-14IR					11/15/2010	864.65	11.09	853.56
					5/12/2011	864.65	10.06	854.59
MW-14IR					5/10/2012	864.65	10.70	853.95
					6/10/2013	864.65	10.11	854.54
MW-14IR					5/13/2014	864.65	10.43	854.22
					5/14/2015	864.65	11.76	852.89
MW-14IR					5/17/2016	864.65	10.43	854.22
					11/28/2016	864.65	10.04	854.61
MW-14IR					5/17/2017	864.65	9.45	855.20
					11/15/2017	864.65	11.11	853.54
MW-14IR					5/9/2018	864.65	10.15	854.50
					11/29/2018	864.65	8.60	856.05
MW-14IR					5/15/2019	864.65	9.05	855.60
					11/11/2019	864.65	8.97	855.68
MW-14IR					5/13/2020	864.65	8.33	856.32
					11/12/2020	864.65	7.75	856.90
MW-14IR					5/12/2021	864.65	8.78	855.87
					12/21/2021	864.65	12.20	852.45
MW-15D	109.7	750.53	119.7	740.53	3/10/2000	860.23	11.07	849.16
					5/16/2000	860.23	11.30	848.93
MW-15D					5/16/2000	860.23	11.30	848.93
					9/14/2000	860.23	9.97	850.26
MW-15D					6/26/2001	860.23	9.75	850.48
					3/28/2002	860.23	10.25	849.98
MW-15D					6/6/2002	860.23	10.50	849.73
					9/5/2002	860.23	12.44	847.79
MW-15D					12/17/2002	860.23	13.19	847.04
					3/21/2003	860.23	13.42	846.81
MW-15D					6/12/2003	860.23	12.72	847.51
					9/23/2003	860.23	13.44	846.79
MW-15D					12/19/2003	860.23	13.07	847.16
					6/22/2004	860.23	9.97	850.26
MW-15D					9/8/2004	860.23	10.58	849.65
					12/28/2004	860.23	11.41	848.82
MW-15D					9/20/2005	860.23	12.66	847.57
					12/29/2005	860.23	12.83	847.40

Table 4. Groundwater Elevation Summary Table, Former Sta-Rite Facility, Deerfield, Wisconsin

WELL ID	Top of Well Screen		Bottom of Well Screen		Sample Date	Top of Casing Elevation (feet MSL)	Depth to Water (ft. btoc)	Groundwater Elevation (feet MSL)
	(feet btoc)	(feet MSL)	(feet btoc)	(feet MSL)				
MW-15D					5/16/2006	860.23	11.12	849.11
					5/22/2007	860.23	9.20	851.03
					12/5/2007	860.23	9.64	850.59
					5/30/2008	860.23	7.52	852.71
MW-15D					11/25/2008	860.23	9.55	850.68
					5/20/2009	860.23	8.34	851.89
					11/17/2009	860.23	10.33	849.90
					5/13/2010	860.23	9.28	850.95
MW-15D					11/15/2010	860.23	9.84	850.39
					5/12/2011	860.23	8.84	851.39
					5/10/2012	860.23	10.04	850.19
					6/10/2013	860.23	9.46	850.77
					5/13/2014	860.23	10.11	850.12
					5/13/2015	860.23	11.04	849.19
					5/17/2016	860.23	9.75	850.48
MW-15D					11/29/2016	860.23	9.45	850.78
					5/18/2017	860.23	8.57	851.66
					11/16/2017	860.23	9.89	850.34
					5/9/2018	860.23	9.82	850.41
					11/28/2018	860.23	7.44	852.79
MW-15D					5/13/2019	860.23	7.75	852.48
					11/13/2019	860.23	7.94	852.29
					5/13/2020	860.23	8.08	852.15
					11/12/2020	860.23	9.45	850.78
					5/13/2021	860.23	9.98	850.25
MW-15D					12/21/2021	860.23	10.40	849.83
MW-16D	104.7	756.20	114.7	746.20	3/7/2000	860.90	11.48	849.42
					5/16/2000	860.90	11.85	849.05
					9/14/2000	860.90	10.55	850.35
					6/26/2001	860.90	10.50	850.40
					12/18/2001	860.90	11.35	849.55
					3/27/2002	860.90	10.91	849.99
MW-16D					6/6/2002	860.90	11.36	849.54
					9/6/2002	860.90	13.38	847.52
					12/11/2002	860.90	13.78	847.12
					3/20/2003	860.90	13.87	847.03
MW-16D					6/12/2003	860.90	13.17	847.73
					9/22/2003	860.90	13.94	846.96
					12/18/2003	860.90	13.36	847.54
					6/21/2004	860.90	10.46	850.44
MW-16D					9/8/2004	860.90	11.12	849.78
					12/28/2004	860.90	11.87	849.03
					9/19/2005	860.90	13.08	847.82
MW-16D					12/29/2005	860.90	13.24	847.66

Table 4. Groundwater Elevation Summary Table, Former Sta-Rite Facility, Deerfield, Wisconsin

WELL ID	Top of Well Screen		Bottom of Well Screen		Sample Date	Top of Casing Elevation (feet MSL)	Depth to Water (ft. btoc)	Groundwater Elevation (feet MSL)
	(feet btoc)	(feet MSL)	(feet btoc)	(feet MSL)				
MW-16D					5/16/2006	860.90	11.59	849.31
					5/22/2007	860.90	9.70	851.20
					5/30/2008	860.90	8.39	852.51
					11/24/2008	860.90	10.06	850.84
MW-16D					5/20/2009	860.90	8.82	852.08
					11/17/2009	860.90	11.05	849.85
					5/13/2010	860.90	9.71	851.19
					11/15/2010	860.90	10.30	850.60
					5/12/2011	860.90	9.39	851.51
MW-16D					5/10/2012	860.90	10.46	850.44
					6/10/2013	860.90	9.80	851.10
					5/13/2014	860.90	10.49	850.41
					5/13/2015	860.90	11.50	849.40
					5/17/2016	860.90	10.17	850.73
					11/29/2016	860.90	9.95	850.95
MW-16D					5/18/2017	860.90	8.90	852.00
					11/16/2017	860.90	10.43	850.47
					5/10/2018	860.90	10.39	850.51
MW-16D					11/28/2018	860.90	7.84	853.06
					5/13/2019	860.90	8.23	852.67
					11/13/2019	860.90	8.19	852.71
					5/13/2020	860.90	8.37	852.53
					11/12/2020	860.90	9.78	851.12
					5/12/2021	860.90	10.19	850.71
MW-16D					12/22/2021	860.90	11.80	849.10
MW-17D	104.9	755.15	114.9	745.15	3/7/2000	860.05	10.88	849.17
					5/16/2000	860.05	11.17	848.88
					9/14/2000	860.05	10.36	849.69
					6/26/2001	860.05	10.05	850.00
					12/19/2001	860.05	10.65	849.40
MW-17D					3/27/2002	860.05	10.26	849.79
					6/6/2002	860.05	11.20	848.85
					9/6/2002	860.05	14.65	845.40
					12/11/2002	860.05	13.87	846.18
					3/20/2003	860.05	13.87	846.18
MW-17D					6/12/2003	860.05	12.56	847.49
					9/22/2003	860.05	13.49	846.56
					12/18/2003	860.05	17.46	842.59
					6/21/2004	860.05	9.90	850.15
MW-17D					9/8/2004	860.05	10.60	849.45
					12/28/2004	860.05	11.23	848.82
					9/19/2005	860.05	12.37	847.68
					12/29/2005	860.05	12.54	847.51
MW-17D					5/16/2006	860.05	10.77	849.28

Table 4. Groundwater Elevation Summary Table, Former Sta-Rite Facility, Deerfield, Wisconsin

WELL ID	Top of Well Screen		Bottom of Well Screen		Sample Date	Top of Casing Elevation (feet MSL)	Depth to Water (ft. btoc)	Groundwater Elevation (feet MSL)
	(feet btoc)	(feet MSL)	(feet btoc)	(feet MSL)				
MW-17D					5/22/2007	860.05	9.21	850.84
					12/5/2007	860.05	9.69	850.36
					5/30/2008	860.05	8.07	851.98
					11/24/2008	860.05	10.14	849.91
					5/20/2009	860.05	8.44	851.61
MW-17D					11/17/2009	860.05	10.37	849.68
					5/13/2010	860.05	9.03	851.02
					11/15/2010	860.05	9.77	850.28
					5/12/2011	860.05	8.77	851.28
MW-17D					5/10/2012	860.05	9.71	850.34
					6/10/2013	860.05	9.14	850.91
					5/13/2014	860.05	9.66	850.39
					5/13/2015	860.05	10.72	849.33
					5/17/2016	860.05	9.46	850.59
					11/29/2016	860.05	9.25	850.80
					5/18/2017	860.05	8.29	851.76
MW-17D					11/16/2017	860.05	11.77	848.28
					5/10/2018	860.05	9.62	850.43
					11/28/2018	860.05	7.21	852.84
MW-17D					5/16/2019	860.05	7.94	852.11
MW-17D					11/13/2019	860.05	7.92	852.13
					5/13/2020	860.05	8.21	851.84
					11/12/2020	860.05	9.56	850.49
					5/12/2021	860.05	9.92	850.13
MW-17D					12/22/2021	860.05	11.32	848.73
EW-1	14.7	845.38	114.7	745.38	5/16/2000	860.08	11.11	848.97

Notes: feet btoc = feet below top of casing feet MSL = feet above mean sea level
Wells MW-14S and MW-14I were abandoned during soil excavation activities, and replaced in February 2000 by MW-14SR and MW-14IR.
Groundwater remediation system (extraction well EW-1) became operational March 20, 2000.

SYSTEM OPERATIONAL DATA

FORMER STA-RITE DEERFIELD FACILITY GROUNDWATER REMEDIATION SYSTEM DATA SHEET

Project Number: 117-7469005				Volume of AquaMag in Yellow Tank (gallons)	Pressure Gauge Readings (psi)					Air Stripper Air-Flow Reading (scfm)	Comments
Location: 38 West Nelson Street, Deerfield, WI					Left Bag Filter		Right Bag Filter		Center Gauge		
Date	Time	Water Meter Readings (gallons)	Pumping Rate (gpm)		Upper Gauge	Lower Gauge	Upper Gauge	Lower Gauge			
12-1-20	14:30	8,243,853	AVG 16.5	35	12	8	12	10	14	154	FILL TANK. SLIGHTLY OVERPRESSURE
12-15-20	15:00	8,574,649	AVG 16.3	35	8	8	12	10	14	154	FILL PUMP-MAG TANK
12-29-20	12:45	8,901,495	16.3	35	5	8	11	10	14	155	FILL A.M. tank
1-12-21	12:40	9,230,612	16.4	35	10	8	11	9	14	157	FILL A.M. tank
1-20-21	14:40	9,420,883	16.4	27	0	8	12	10	14	159	Blower Squealing SYSTEM CHECK
1-26-21	13:45	9,559,716	16	35	0	8	12	10	14	158	FILL PUMP-MAG TANK
2-2-21	13:25	9,714,458	15.2	28	8	8	12	10	12	161	SYSTEM CHECK
2-16-21	14:10	0,021,899	15.2	35	14	8	12	10	14	161	FILL AQUA-MAG TANK.
2-23-21	9:00	0,063,103	0.0	34	0	0	0	0	0	0	Aqua-Mag delivery SYSTEM down on arrival
2-23-21	15:00 TO 15:01	0,063,120	0	34	0	0	0	0	0	0	Blower/FAN FAILED
3-10-21	09:15	0,063,203	RESTART SYSTEM	34	0	0	0	0	0	0	INSTALL REBUILT BLOWER
3-10-21	11:00	0,064,908	16.2	34	0	8	12	10	14	155	COLLECT INFLUENT + EFFLUENT SAMPLES
3-23-21	12:40	0,368,063	16	35	26	8	12	10	14	155	FILL PUMP-MAG TANK. PLUMB LINE CONNECTED

Note: gpm = gallons per minute psi = pounds per square inch scfm = standard cubic feet per minute



FORMER STA-RITE DEERFIELD FACILITY GROUNDWATER REMEDIATION SYSTEM DATA SHEET

Project Number: 117-7469005				Volume of AquaMag in Yellow Tank (gallons)	Pressure Gauge Readings (psi)					Air Stripper Air-Flow Reading (scfm)	Comments
Location: 38 West Nelson Street, Deerfield, WI					Left Bag Filter		Right Bag Filter		Center Gauge		
Date	Time	Water Meter Readings (gallons)	Pumping Rate (gpm)		Upper Gauge	Lower Gauge	Upper Gauge	Lower Gauge			
12-1-20	14:30	8,243,853	AVG 16.5	35	12	8	12	10	14	154	FILL Tank. SIGHT. DECREASE SOLIDS.
12-15-20	15:00	8,574,649	AVG 16.3	35	8	8	12	10	14	154	FILL Aqua-MAG TANK
12-27-20	12:45	8,901,495	16.3	35	5	8	11	10	14	155	FILL A.M. tank
1-12-21	12:40	9,230,612	16.4	35	10	8	11	9	14	157	FILL A.M. tank
1-20-21	14:40	9,420,883	16.4	27	0	8	12	10	14	159	Blower Sampling System Check
1-26-21	13:45	9,559,716	16	35	0	8	12	10	14	158	FILL Aqua-MAG TANKS
2-2-21	13:25	9,714,458	15.2	28	8	8	12	10	12	161	System Check
2-16-21	14:10	0,021,899	15.2	35	14	8	12	10	14	161	FILL Aqua-MAG TANK
2-23-21	9:00	0,063,103	0.0	34	0	0	0	0	0	0	Aqua-Mag delive system down on ar
2-23-21	15:01	0,063,120	0	34	0	0	0	0	0	0	Blower/Fan Failed
3-10-21	09:15	0,023,203	Restart System	34	0	0	0	0	0	0	INSTALL ReBUILT Block COLLECT EFFLUENT SAMPLES
3-10-21	11:00	0,024,908	16.2	34	0	8	12	10	14	155	FILL Aqua-MAG TANK
3-23-21	12:40	0,368,063	16	35	26	8	12	10	14	155	FILL Aqua-MAG TANK
4-6-21	15:40	0,696,125	16.2	35	38	8	12	10	14	154	FILL Aqua-MAG TANK
4-13-21	14:25	0,857,186	16.2	29	20	8	12	10	14	155	System Check

Note: gpm = gallons per minute psi = pounds per square inch scfm = standard cubic feet per minute

FORMER STA-RITE DEERFIELD FACILITY GROUNDWATER REMEDIATION SYSTEM DATA SHEET

Project Number: 117-7469005				Volume of AquaMag in Yellow Tank (gallons)	Pressure Gauge Readings (psi)					Air Stripper Air-Flow Reading (scfm)	Comments
Location: 38 West Nelson Street, Deerfield, WI					Left Bag Filter		Right Bag Filter		Center Gauge		
Date	Time	Water Meter Readings (gallons)	Pumping Rate (gpm)		Upper Gauge	Lower Gauge	Upper Gauge	Lower Gauge			
4-20-21	13:14	1,018,081	15.8	35	14	8	12	10	14	155	Filled A.M. Tank
4-27-21	11:42	1,178,439	15.9	35	0	8	11	9	13	155	Filled A.M. Tank
5-4-21	14:35	1,342,741	16	26	17	8	12	10	14	154	System Check No Flow in Dial Tank
5-14-21	13:50	1,571,993	16	35	30	8	12	10	14	154	Filled Aqua-Mag Tank
5-14-21	13:55	1,572,072	0	35	0	0	0	0	0	0	SHUT DOWN SYSTEM FOR PURGE WATER. SEE FIELD BOOK PAGES RESTART SYSTEM:
5-14-21	14:15	1,572,072	0	35	0	0	0	0	0	0	SEE FIELD BOOK PAGES RESTART SYSTEM:
5-18-21	12:25	1,663,832	16.2	31	30	8	12	10	14	154	System Check:
5-25-21	12:55	1,827,738	16.2	21	30	8	12	10	14	154	FLOOR DRY FILLED AQUA-MAG TANK.
6-1-21	12:00	1,990,192	16.2	26	28	8	12	10	14	151	FLOOR DRY System Check:
6-11-21	08:20	2,216,982	16	13	24	8	12	10	14	150	System Check
6-15-21	14:10	2,315,014	16	35	20	8	12	8	14	150	SHUT DOWN Chem-Feed FILL AQUA-MAG TANK
6-23-21	16:10	2,500,950	16	30	30	8	12	10	14	149	INCREASE Chem-Feed 53% System Check
6-29-21	14:00	2,636,385	16	35	26	8	12	10	14	147	INCREASE Chem-Feed FILL AQUA-MAG TANK
7-6-21	13:45	2,796,325	16	28	34	8	12	10	14	147	System Check
7-14-21	14:40	2,979,880	0	19	-	-	-	-	-	-	System Down
7-14-21	16:17	"	0	18	-	-	-	-	-	-	Re-start System
7-14-21	16:37	2,980,182	15.1	35	0	8	12	10	12	147	FILL A.M. TANK

Note: gpm = gallons per minute psi = pounds per square inch scfm = standard cubic feet per minute

7-14-21 16:43 2,980,275 15.5 35 0 8 12 10 12 147



FORMER STA-RITE DEERFIELD FACILITY GROUNDWATER REMEDIATION SYSTEM DATA SHEET

Project Number: 117-7469005				Volume of AquaMag in Yellow Tank (gallons)	Pressure Gauge Readings (psi)					Air Stripper Air-Flow Reading (scfm)	Comments
Location: 38 West Nelson Street, Deerfield, WI					Left Bag Filter		Right Bag Filter		Center Gauge		
Date	Time	Water Meter Readings (gallons)	Pumping Rate (gpm)		Upper Gauge	Lower Gauge	Upper Gauge	Lower Gauge			
7-14-21	16:43	2,980,275	15.5	35	0	8	12	10	12	147	System Restart
7-20-21	14:00	3,113,158	15.6	28	30	8	12	10	12	147	System Check
7-27-21	13:15	3,269,623	15.6	35	24	8	12	10	14	147	Filled Aqua-Mag Tank.
8-3-21	07:05	3,420,192	15.6	26	18	8	12	10	14	147	Shut Down System. Pull Blower Motor.
8-17-21	08:30	3,420,192	0	26	0	0	0	0	0	0	INSTALL AND RESTART Blower Motor.
8-17-21	10:15	3,421,856	16	35	0	10	12	10	14	147	Filled Aqua-Mag Tank.
8-24-21	14:30	3,587,542	16	25	34	8	12	10	14	147	System Check.
8-31-21	14:40	3,748,370	15.9	35	26	8	12	10	14	147	Filled Aqua-Mag Tank.
9-22-21	09:20	4,245,465	15.8	35	16	8	12	10	14	150	Decrease Settles. Filled Aqua-Mag Tank.
9-28-21	14:20	4,387,028	15.8	26	30	8	12	10	14	147	System Check.
10-5-21	14:50	4,546,935	15.8	35	26	8	12	10	14	147	Filled Aqua-Mag Tank. Turb. Efflu. Samples.
10-13-21	11:35	4,725,753	15.8	27	14	8	12	10	14	148	System Check.
10-19-21	13:20	4,863,725	15.8	35	29	8	12	10	14	148	Filled Aqua-Mag Tank.

Note: gpm = gallons per minute psi = pounds per square inch scfm = standard cubic feet per minute



LMI AA171-150SH Chemical Metering Pump Data Sheet Sta-Rite Deerfield Remediation System

Install Date: May 18, 2006

Pump Model Number: AA171-150SH Pump Serial Number: 06042162397-1

Desired Pumping Rate of AquaMag and Water Mixture = 1 gallon per day

Water and AquaMag Mixture Ratio for Yellow 35-Gallon Polyethylene Holding Tank for a Total Pumping Rate of 1 gallon/day: 27 gallons Water; 8 gallons AquaMag.

Initial Calibrated Pump Settings to deliver 1 gallon per day: Stroke = 30; Speed = 20

To Prime Pump: While pump is running, set speed knob at 80 and stroke knob at 100. ¼ turn open the relief valve (black knob). A small amount of solution should discharge out of the return line of multi-function valve. Once this happens, ¼ turn or release the black knob on the valve. The pump is now primed.

Pumping Rate Checks and Pump Stroke and Speed Settings

Date	Volume of Water + AquaMag in Tank (gallons)	Calculated Pumping Rate (gal/day)	Stroke	Speed
5-19-20	20 GALS IN TANK. ADD 3.5 GALS Aqua-mag + 11.5 GALS H ₂ O.	1.07	60	12
6-2-20	19 GALS IN TANK. ADD 3.5 GALS Aqua-mag + 12.5 GALS H ₂ O.	1.1	60	12
6-16-20	19 GALS IN TANK. ADD 3.5 GALS Aqua-mag + 12.5 GALS H ₂ O.	1.1	60	12
6-30-20	24 GALS IN TANK. ADD 2.5 GALS Aqua-mag + 8.5 GALS H ₂ O.	SYSTEM DOWN NOT AVAILABLE	60	12
7-14-20	19 gal in tank. Add 3.5 gal AM + 12.5 gal H ₂ O	1.1	60	12
9-22-20	15 GALS IN TANK. ADD 4.5 GALS Aqua-mag AND 15.5 GALS H ₂ O	NA	60	12
10-7-20	19 GALS IN TANK. ADD 3.5 GALS Aqua-mag + 12.5 GALS H ₂ O.	1.1	60	12
10-20-20	20 GALS IN TANK. ADD 3.5 GALS Aqua-mag + 11.5 GALS H ₂ O.	1.2	60	10
11-3-20	23 GALS IN TANK. ADD 2.5 GALS Aqua-mag + 9.5 GALS H ₂ O	0.9	60	12
11-17-20	25 GALS IN TANK. ADD 2.5 GALS AM + 7.5 GALS H ₂ O.	0.7	60	12
12-1-20	17 GALS IN TANK. ADD 4 GALS Aqua-mag + 14 GALS H ₂ O.	1.3	60	12
12-15-20	20 GALS IN TANK. ADD 3.5 GALS Aqua-mag + 11.5 GALS H ₂ O	1.1	60	12
12-29-20	20 gal in tank. Add 3.5 gal A.M. + 11.5 gal H ₂ O	1.1	60	12
1-12-21	20 gal in tank. Add 3.5 gal A.M. + 11.5 gal H ₂ O	1.1	60	12
1-26-21	20 GAL IN TANK. ADD 3.5 GALS Aqua-mag + 11.5 GALS H ₂ O	1.07	60	12

LMI AA171-150SH Chemical Metering Pump Data Sheet
Sta-Rite Deerfield Remediation System

Install Date: May 18, 2006

Pump Model Number: AA171-150SH Pump Serial Number: 06042162397-1

Desired Pumping Rate of AquaMag and Water Mixture = 1 gallon per day

Water and AquaMag Mixture Ratio for Yellow 35-Gallon Polyethylene Holding Tank for a Total Pumping Rate of 1 gallon/day: 27 gallons Water; 8 gallons AquaMag.

Initial Calibrated Pump Settings to deliver 1 gallon per day: Stroke = 30; Speed = 20

To Prime Pump: While pump is running, set speed knob at 80 and stroke knob at 100. ¼ turn open the relief valve (black knob). A small amount of solution should discharge out of the return line of multi-function valve. Once this happens, ¼ turn or release the black knob on the valve. The pump is now primed.

Pumping Rate Checks and Pump Stroke and Speed Settings

Date	Volume of Water + AquaMag in Tank (gallons)	Calculated Pumping Rate (gal/day)	Stroke	Speed
2-16-21	13-GALS IN TANK. ADD 5 GALS AQUA-MAG + 17-GALS H ₂ O	1.04	60	12
3-23-21	20-GALS IN TANK. ADD 3.5 GALS AQUA-MAG + 11.5 GALS H ₂ O.	1.2	60	12
4-6-21	22-GALS IN TANK. ADD 3 GALS AQUA-MAG + 10-GALS H ₂ O	0.9	60	12
4-20-21	21 Gals. in AM Tank. Add 3 Gal. AM, 10 Gal. H ₂ O	0.93	60	14
4-27-21	25 Gals in Tank. Add 2.3 gal. A.M., 7.7 gal. H ₂ O	1.4	60	13
5-14-21	13 GALS IN TANK. ADD 5-GALS AQUA-MAG + 17-GALS H ₂ O.	1.3	60	13
5-25-21	21 GALS IN TANK. ADD 3.5 GALS AQUA-MAG + 10.5 GALS H ₂ O	1.3	60	13
6-15-21	7-GALS IN TANK. ADD 6-GALS AQUA-MAG + 22-GALS H ₂ O	1.3	50	10
6-29-21	24-GALS IN TANK. ADD 3-GALS AQUA-MAG + 8-GALS H ₂ O.	0.8	55	13
7-14-21	18 gal in tank. Add 4 gal AM + 13 gal H ₂ O.	0.9	55	14
7-27-21	19 GAL IN TANK. ADD 3.5 GAL AQUA-MAG AND 12.5 GALS H ₂ O	1.2	55	14
8-17-21	26-GALS IN TANK. ADD 2 GALS AQUA-MAG AND 7 GALS H ₂ O	1.3	55	14
8-31-21	15-GALS IN TANK. ADD 4.5 GALS AQUA-MAG AND 15.5 GALS H ₂ O.	1.4	55	14
9-22-21	6-GALS IN TANK. ADD 7-GALS AQUA-MAG AND 22-GALS H ₂ O	1.3	50	10
10-5-21	21 GALS IN TANK. ADD 3.5 GALS AQUA-MAG AND 10.5 GALS H ₂ O	1.0	50	10

**LMI AA171-150SH Chemical Metering Pump Data Sheet
Sta-Rite Deerfield Remediation System**

Install Date: May 18, 2006

Pump Model Number: AA171-150SH Pump Serial Number: 06042162397-1

Desired Pumping Rate of AquaMag and Water Mixture = 1 gallon per day

Water and AquaMag Mixture Ratio for Yellow 35-Gallon Polyethylene Holding Tank for a Total Pumping Rate of 1 gallon/day: 27 gallons Water; 8 gallons AquaMag.

Initial Calibrated Pump Settings to deliver 1 gallon per day: Stroke = 30; Speed = 20

To Prime Pump: While pump is running, set speed knob at 80 and stroke knob at 100. ¼ turn open the relief valve (black knob). A small amount of solution should discharge out of the return line of multi-function valve. Once this happens, ¼ turn or release the black knob on the valve. The pump is now primed.

Pumping Rate Checks and Pump Stroke and Speed Settings

Date	Volume of Water + AquaMag in Tank (gallons)	Calculated Pumping Rate (gal/day)	Stroke	Speed
10-5-21	21 GALS IN TANK. ADD 3.5 GALS AQUA-MAG + 10.5 GALS H ₂ O	1.0	50	10
10-19-21	20 GALS IN TANK. ADD 3.5 GALS AQUA-MAG AND 11.5 GALS H ₂ O	1.07	50	10
11-2-21	20 GALS IN TANK. ADD 3.5 GALS AQUA-MAG AND 11.5 GALS H ₂ O	1.07	50	10
11-18-21	20 GALS IN TANK. ADD 3.5 GALS AQUA-MAG AND 11.5 GALS H ₂ O	0.9	50	10
11-30-21	22 GALS IN TANK. ADD 3.5 GALS AQUA-MAG AND 9.5 GALS H ₂ O	1.08	50	10
12-21-21	14 gal in tank. Add 16 gal H ₂ O and 5 gal AquaMag	1.0	50	10
1-4-22	20 gal in tank. Add 16 gal H ₂ O and 5 gal AquaMag	1.0	50	10



1-12-21

12:15 - Arrived onsite with system operating.

Weather: Mostly cloudy, 30°

Outfall and air intake okay.

Fill A.M. tank - 3.5 gal A.M., 11.5 gal H₂O

Meter Readings:

Time:	Meter Rdg:	GPM:
12:25	9230366	—
12:30	9230448	16.4
12:35	9230530	16.4
12:40	9230612	16.4

Avg. 16.4

13:10 - Site departure

1-20-21

14:30 ARRIVED AT SITE WITH SYSTEM OF REPTILES.

WEATHER: PARTLY SUNNY AND WINDY 21°

STOP AT SITE FOR SYSTEM CHECK.

NOTE: NEW PHONE UNUSABLE
APPEARS TO BE BURIED AND FLEASSED
BUT NOT CONNECTED.

BLOWER SEQUENCING. BLOWER
MARKED NEW 1-20-12.

METER READINGS

TIME METER PDS. GPM

14:35 94208d -

14:40 9420883 16.4

14:50 Site Detachment Tmt

1-26-21

12:50 ARRIVED AT SITE WITH SYSTEM OPERATING

WEATHER: Cloudy with snow 9/23°

NOTE: AQUA-MAGS DRAIN AT ONE HALF OF
BOTTOM THIRD OF DRUM.

AIR INTAKE AND OUT FLOW OK. Blower
motor Not SEQUENCING

HAD TO SHOVEL OUT ENTRANCE TO
TREATMENT BUILDING.

NEWS PHONE LINE, CABLE BURIED
BUT NOT HOOKED UP AT EITHER END.

20-GALLONS TEL TANK. ADD 3.5 GALS
AQUA-MAGS AND 11.5 GALS H₂O.

1-26-21

NOTE: AQUA-MAX DRAIN
GETTING LOW.

METER READINGS:

TIME	METER REGS.	GPM
13:30	9559477	—
13:35	9559552	15.8
13:40	9559636	16
13:45	9559716	16

13:55 SITE DEPARTURE

Tmt

2-12-21

13:15 ARRIVED ON SITE WITH SYSTEM OPERATING

WEATHER: SUNNY, LIGHT WINDS - 8°/14°

HAD TO SHIELD OUT ENTRANCE TO BUILDINGS

NOTE: AQUA - MMS DROPPED EXTREMELY LOW.

PLEASE MAKE SURE NOT HOOKED UP.

AIR INTAKE AND OUT FILL OK

13-GALS TO TANK. ADD 5-GALS AQUA
-MMS AND 17-GALS H₂O.

14:20 SITE DEPARTURE

2-16-21

METER READINGS

Time	METER REG.	GPM
13:55	0021672	—
14:00	0021747	15
14:05	0021823	15.2
14:10	0021899	15.2

~~Final~~

2-23-21

09:00 CONDUCTOR ON SITE TO RECEIVE AQUA
- MGS DELIVERY.

SYSTEM DOWN ON ARRIVAL
METER READING = 0, 023, 103

14:50 TOW TRUCK ARRIVED ON SITE TO CHECK
MAIN PANEL. RESET CIRCUIT BREAKERS

15:00 RESTART SYSTEM: METER READING = 0, 023, 103

15:01 SHUT SYSTEM DOWN: METER READING = 0, 023, 120
BLOWER/FAN SOUNDS LIKE IT'S FAILING.

RESTART BLOWER AND CIRCUIT BREAKERS
KEEP KICKING OUT. MOTOR DIED
1-20-15. SYSTEM DOWN.

15:15 SITE DEPARTURE

Trent

3-2-21

08:05 ARRIVED ON SITE WITH SYSTEM OFF.

WEATHER: Sunny LIGHT WINDS 27/49°

08:40 Ben Redalen From 1901 mechanical CONTRACTORS ARRIVED ON SITE TO INSPECT Blower Motor. Blower motor needs to be replaced. Blower motor rear Fan Blade Housing (Plastic) melted off due to heat. Left side mounting bolts broke off at floor and had to be cut off from under left motor frame. Ben will get cost on how to rebuild. Ben took motor back to shop. 09:45 1901 Departure

10:15 Site Departure

Tim

3-10-21

07:40 ARRIVED ON SITE WITH SYSTEM OFF.

WEATHER: Cloudy AND WINDY WITH LIGHT Rain Showers 39/44°.

07:45 Ben From 1901 mechanical arrived on site with rebuilt Blower. To install Blower. 45 minute wait for Gasket Sealant to set.

08:55 Restart System meter PDS = 006320
08:57 No water at outfall.

09:00 Shut Down System meter PDS = 0063203

REBUILT Blower is not louder. Pull Blower Fan. Motor not quieter. Attach Fan without cover and motor was still quiet. Will see how rebuilt motor runs over time.

3-10-21

09:15 Restart System meter PDS = 0063203

09:25 1901 mechanical Tool Video To
Send to motor Repair Personnel.
1901 Site Departure.

Collect Influent & Effluent Samples

METER READINGS

Time	METER PDS	GPM	Comments
09:15	0063203	-	Restart System
10:15	0064180	16.3	
10:20	0064261	16.2	
10:35	0064503	16.1	Influent
10:55	0064827	16.2	Effluent
11:00	0064908	16.2	

System can be heard running outside
off building.

11:15 Site Departure

Tmt

3-23-21

12:05 Arrived on site with system of PDS 115.

Weather: cloudy, light winds & showers 50°F.

Notes: New 7' hole line buried and connected.

OUTFALL AND AIR INTAKE OK - 20 GALS PER HOUR
PDS 3.5 GALS HOUR MOST 11.5 GALS HOUR.

METER READINGS:

Time	METER PDS	GPM
12:25	0367821	-
12:30	0367902	16.2
12:35	0367983	16.2
12:40	0368063	16

Blower still loud with floor vibrating.

Missing bolts on left side could be causing

vibration?

12:50 Site Departure

Tmt

4-6-21

15.05 Arrived on site with system operating.

13.50 PMH. 2000 L. 57/79"

check and air intake OK.

22 GALS IN TANK. ADD 3 GALS AQUA MUGS AND

10 GALS H₂O.

Phosphate Buffer and collected. Phosphate
NEEDS TO BE SET

METER READINGS =

Time Meter Reading GPM

15:25 0195882 -

15:30 0195963 16.2

15:35 0196044 16.2

15:40 0196125

15:50 SITE DEPARTURE

Tim

4-20-2021

Mark Mantel

12:24 = Arrive on site with
system on. cloudy, 38°, light
wind.

Meter Readings

Time Gallons GPM

12:30 1017,384 -

12:53 1017,744 15.65

13:14 1018,081 16.05

~22 gallons in yellow Aqua Mug Tank

Aqua Mug usage = $\frac{13}{14} = 0.93$ gpd.

Add 3 gallons Aqua Mug + 10 gallons

Water to yellow Aqua Mug Tank

Increase chemical metering pump

speed from 12 to 14.

check out full = OK

check A.I. stripper Inlet + outlet = OK.

13:25 Leave site

Mark M.

4-27-2021 Mark M.

Arrive on site at 10:38
System on. Partly cloudy,
72°F. light wind.

25 gallons in yellow Aqua Mag
Tank. Aqua Mag usage = 1.4 gpd.
Meter readings:

Time	Gallons	gpm
10:41	1,177,467	—
11:42	1,178,439	15.93

Filled Aqua Mag Tank with
2.3 gal Aqua Mag and 7.7 gal
water. Reduced chemical metering
pump speed from 14 to 13.
Programmed Autodialer
and installed new batteries.
Still can't call into Autodialer
Autodialer won't pick up

4-27-2021

May need new Sensaphone
Autodialer. When I ran
Status it says to replace
batteries even though I
installed new batteries
and says temperature
is -30° . Also can't
call in. to check status.

Leave site with system
on at 12:00.

Mark M.

5-12-21

08:10 Arrived at site with system
operating.

Start Semi-Annual monitoring

Weather: Sunny with light winds
Temp: 39°/64°

Trot

5-13-21

09:45 Arrived at site with system
operating.

Vehicle Back-up on Interstate

Weather: Sunny with light winds
Temp: 42°/62°

Continue Semi-Annual Groundwater
monitoring.

Check Phone-line to San Gabriel.
No dial tone, install phone flashers.

MW-152: Disinfect flush mount
casing. Removed 22-gallons with
peristaltic pump. Add disinfectant to
Pv. well casing. Depth 0.58"
Above surface to riser.

Trot

5-14-21

5-14-21

12:10 Arrived on site with system of piping.

METER READINGS:

Time meter FEET GPM COMMENTS:

Weather: Partly Cloudy with light

13:35 1571753

WINDS Temp: 49°/70°.

13:40 1571833

11.0

13:45 1571913

11.0

Final Semi-Annual maint. of PWS

13:50 1571993

11.0

AND PERFORM SYSTEM O/M.

13:55 1572072

15.8

TURNS OFF SYSTEM FOR PURGE WATER

14:10 1572072

—

TURNS OFF AIR STRIPPER.

COLLECT WATER LEVELS.

14:15 1572072

⊙ RESTART SYSTEM

14:20 1572154

11.4

OUT FLOW & AIR TESTS OK.

14:25 1572234

11.0

No Leaks Inside Treatment Bldg.

2200 - MGS Tank AT 13-GALLONS.

14:40 SITE DEPARTURE

AND 5-GALLONS PURGE MGS + 17 GALS

H₂O

13:55 Shut down system for purge

water. meter reads = 1572072. SEE

METER READINGS. Purge 4-GALLONS

THROUGH AIR STRIPPER

5-19-20

08:55 ARRIVED ON SITE WITH SYSTEM OPERATIONS.

WEATHER: Cloudy WITH RAIN Showers
Temp 64°/77°

MET WITH FRONTIER PERSONNEL
(TRACY) TO CHECK PHONE LINE -
(208) 589-2257

PHONE LINE WIRE IS LINE ALL THE
WAY TO SENSAPHONE, JACK LOCATED
IN SITES MAIN PANEL.

SENSAPHONE NEEDS TO BE REPLACED.

ALSO PHONE WIRE TO BOX COULD BE

REPLACED (UP GRADED) LENGTH

~ 25' F. CABLE PHONE WIRE. NO

JACK AT BOX. HOS TO BE WIRE@.

09:45 DEPART

Tom

5-25-21

12:20 ARRIVED ON SITE WITH SYSTEM OPERATIONS.

15 SPILLER PORTLY Cloudy, Windy HIGH 73°.

WATER POOLED ON FLOOR FROM CONDENSATION,
AINT FALL + AIR INTAKE OK.

FULL BARGE - MRS TANK. 3.5 AMP 10.5 Hz 20

METER READINGS		
Time	METER READING	AMP
12:40	1827495	---
12:45	1827576	16.2
12:50	1827657	16.2
12:55	1827738	16.2

12:05 SITE DEPARTURE

Tom

6-15-21

13:30 ARRIVED ON SITE WITH SYSTEM OPERATING.

WEATHER: Partly cloudy with winds Temp 81°

OUTFALL AND AIR INTAKE OK

7-GALS IN TANK. ADD 6-GALS AQUA-MAGS

AND 22-GALS H₂O. TURN DOWN CHEM-FEED.

METERS READINGS:

Time METER PAGES GPM

13:55 2314773 —

14:00 2314853 16

14:05 2314933 16

14:10 2315014 16.2

14:15 SITE DEPARTURE

Tmt

6-29-21

13:30 ARRIVED ON SITE WITH SYSTEM OPERATING.

WEATHER: Cloudy with rain showers Temp 64/79°

OUTFALL AND AIR INTAKE OK. CONDENSATION ON BUILDING FLOOR

24-GALS IN TANK. ADD 3-GALS AQUA-MAGS AND

8-GALS H₂O. TURN UP CHEM-FEED TO 55+13
Stroke-5962

METER READINGS:

Time METER PAGES GPM

13:45 2636145 —

13:50 2636225 16

13:55 2636305 16

14:00 2636385 16

SENSATHONE NEEDS TO BE TESTED

14:10 SITE DEPARTURE

Tmt

7/14/2021

7-27-21

System Sensaphone called
 out at 14:39 for a high
 sump water level alarm.
 Arrive on site at 16:10
 with system off. Sump
 water on floor of building.
 Aqua Mag Tank level at
 ~18 gallons.

12:30 ARRIVED ON SITE WITH SYSTEM OPERATING

WEATHER Sunny, LIGHT WINDS, TEMP. 16°/91°

OUTFALL AND AIR INTAKE OK - 15 MIN FILL
 ON FLOOR FROM CONDENSATION.

19 GALS TO TANK, ADD 3.5 GALS AQUA-MAG
 AND 12.5 GALLONS H₂O.

Water Meter Readings

Time	Gallons	GPM
------	---------	-----

16:13	2,979,879.5	0
-------	-------------	---

16:17 Restart System

16:37	2,980,182	15.1
-------	-----------	------

16:43	2,980,275	15.5
-------	-----------	------

Fill Aqua Mag Tank with

7 gal Aqua Mag & 13 gal water

Leave site with system on

at 16:46. *Mark [Signature]*

METER READINGS

Time	METER READING	GPM
------	---------------	-----

12:50	3269233	—
-------	---------	---

12:55	3269311	15.6
-------	---------	------

13:00	3269389	15.6
-------	---------	------

13:05	3269467	15.6
-------	---------	------

13:15	3269623	15.6
-------	---------	------

13:25 SITE DEPARTURE

Tom

8-3-21

07:00 ARRIVED ON SITE WITH SYSTEM OPERATING

WEATHER: SUNNY WITH LIGHT WINDS

TEMP 59/81°

BENT JACK FROM 1901 MECHANICAL
& PLUMBING ON SITE TO INSPECT AND
SECURE BLOWER MOTOR TO FLOOR. BEN
RECOMMENDED TO PULL BLOWER MOTOR
AND SEND OUT TO BE CHECKED OUT DUE
TO SOUND OF MOTOR AND HEAT RADIATING FROM
MOTOR. OK'D BY MARK.

07:05 SHUT DOWN SYSTEM AND DISCONNECT
POWER MOTOR PDS = 3420192

PULLED BLOWER MOTOR. MOTOR
EXTREMELY HOT. LEFT SIDE BOLT'S
BROKEN OFF. ONE STUD WAS ABLE

8-3-21

TO BE UNSCREWED FROM FLOOR
AND THE OTHER STUD HAD TO BE DRILL
ED OUT AND RETAPPED.

07:45 1901 MECHANICAL DEPARTURE

08:00 SITE DEPARTURE

Tom

8-5-21

11:45 ARRIVED ON SITE WITH SYSTEM OFF.

Blower Motor BEING INSTALLED.

REPLACE SENSAPHONE. NEW SENSAPHONE HAD TO BE REMOUNTED AND REWIRED. REPLACED PHONE LINE TO PHONE BOX. NEED TO WIRE PHONE LINE AT BOX. C-BATTERIES AND ZIP TIES NEEDED.

RED PHONE WIRE ATTACHED BY ONE STRAND INSIDE PHONE BOX

SENSAPHONE WIRING: LEFT TO RIGHT

4	END 3	END 2	END 1	END
420A	420 419A	419 418A	418 417A	417

WEATHER: SUNNY LIGHT WINDS TO 16 KTS @ 82°

15:30 SITE DEPARTURE

TMT

8-17-21

07:50 ARRIVED ON SITE WITH SYSTEM OFF.

BEL FROM 1901 MECHANICAL ON SITE UPON ARRIVAL TO INSTALL BLOWER MOTOR. BLOWER MOTOR BOLTED DOWN WITH NEW BOLTS. LEFT SIDE OF BLOWER PLATE INITIALLY RETAPPED. ALL BOLTS SECURED TO FLOOR.

08:30 RESTART BLOWER MOTOR
METER READING = 3420192.

Blower motor RUNNING NOT QUIETER WITH VERY LITTLE FLOOR VIBRATIONS WITH MOTOR TOTALLY SECURED TO FLOOR

08:40 1901 MECHANICAL DEPARTURE

26 GALLONS OF AQUA-MAG TANK ADD 2 GALS AQUA-MAG AND 7 GALS H₂O.

8-17-21

OUTFALL AND AIR INTAKE OK.

WIRE NEW PHONE LINE INSIDE

PHONE BOX AND ZIP THE NEW PHONE

LINE UNDER R/C. PIPING TO MAIN PANEL.

INSTALL NEW C-SIZE BATTERIES INSIDE
SENSAPHONE.

METER READINGS:

Time Meter PDS GPM

09:00 3420659 —

09:05 3420738 15.8

10:00 3421617 16.0

10:05 3421690 15.8

10:10 3421770 16

10:15 3421850 16

10:30 SITE DEPARTURE

Tom

8-24-21

14:15 ARRIVED ON SITE WITH SYSTEM OPERATING

Temp
Weather: Cloudy with light winds 73°/91°

System Check: Blower Motor
continues to run quiet with little
vibration.

Water Pooled on Floor INSIDE
BUILDING FROM CONDENSATION. USED
NEW MAT TO REMOVE.

METER READINGS

Time Meter PDS GPM

14:20 3587382 —

14:25 3587462 16.0

14:30 3587542 16.0

8-31-21

13:30 ARRIVED ON SITE WITH SYSTEM OPERATIONS.

WEATHER: CLOUDY WITH LIGHT WINDS

TEMP. 55°/77°

AIR INTAKE AND OUTFALL OK.

COMPLETE SENSAPHONE Hookup WILL

PROGRAM ON NEXT VISIT. DID NOT

HAVE TSPIT DATA.

15 GALLONS TEL AQUA-MAG TANK ADD

4.5 GALS AQUA-MAG AND 15.5 GALS

H₂O

WATER POOLED ON BUILDING FLOOR.

HAD TO MOP FLOOR.

8-31-21

METER READINGS:

Time METER PRESS GPM

13:40 3747434 —

13:50 3747592 15.8

14:10 3747894 15.1

14:15 3747974 16

14:25 3748132 15.8

14:40 3748370 15.9

Blower Motor RUNNING NOT
QUIETER.

14:50 SITE DEPARTURE

Tmt

9-22-21

08:15 ARRIVED ON SITE WITH SYSTEM OPERATING.

W/SATUR: Cloudy with light winds ^{Temp.} 45°/13.4°

AIR INTAKE AND OUT FLOW OK

MOP UP WATER IN FLAR.

6 GALS IN AQUA-MAG TANK. ADD

7 GALS AQUA-MAG AND 22 GALS H₂O

TURN DOWN SETTING: STROKE 50

+ SPEED 10. 1/3 OF AQUA-MAG

DRUM REMAINS.

START PROGRAMING SERVO DRIVE.

MARK-M WILL CHECK PROGRAM

10:20 SITE DEPARTURE

9-22-21

METER READINGS:

Time	METER PRES	GPM
08:30	4244193	-
09:00	4245148	15.2
09:05	4245227	15.8
09:10	4245302	15.8
09:15	4245380	16
09:20	4245465	15.8

TJW

10-5-21

14:05 ARRIVED ON SITE WITH SYSTEM OPERATING

WEATHER: Cloudy LIGHT WINDS Temp 59°/73°

AIR INTAKE AND OUTFALL OK

21 GALLONS IN TANK. ADD 3.5 GALS

AQUA-MAGS & 10.5 GALS H₂O. AQUA

MAGS DRAWN 7 1/2 FULL.

Collect Influent & Effluent Samples

METER READINGS

Time Meter RDS GPM

14:25 4546541 —

14:30 4546619 15.0

14:35 4546698 15.8

14:40 4546777 15.8

14:45 4546856 15.8

14:50 4546935 15.8

15:15 SITE DEPARTURE

Tim

10-19-21

12:45 ARRIVED ON SITE WITH SYSTEM OPERATING

WEATHER: Sunny LIGHT WINDS Temp 50°/72°

TREATMENT BUILDING FLOOR TOTALLY DRY
AIR INTAKE AND OUTFALL OK

25 GALS IN TANK. ADD 3.5 GALS AQUA-MAGS
AND 11.5 GALS H₂O

METER READINGS:

Time Meter RDS GPM

13:05 4863498 —

13:10 4863577 15.8

13:15 4863656 15.8

13:20 4863735 15.8

13:30 SITE DEPARTURE

Tim

12-2-21

12:00 ARRIVED BACK ON SITE.

REPLACED BOTH LIGHT BULBS
IN SIDE TREATMENT BUILDING.

CANCEL ZONE 4 ON SENSAPHONE.
CHEMICAL FEED ALARM.

13:00 SITE DEPARTURE

Tom

12/21/21

8:15 - Arrived on site w/ system operating

Weather: Mostly sunny, 20°

Air intake & outfall okay. Dry floor.
AquaMag tank @ 14 gal; filled.

Meter Readings-

Time	Meter	GPM
8:32	6278344	—
8:35	6278391	15.67
8:38	6278438	15.67
8:41	6278485	15.67

Begin semi-annual ground-
water sampling.

14:00 - site departure

12-22-21

8:30- Arrived on site w/ system operating.

Finished semi-annual sampling.
collected influent and effluent samples.

11:38- shut down system (meter: 6303638)
Pump purge water (~18 gal) through
air stripper.

12:05- Restart system (meter: 6303638)

12:10- Meter reading: 6303707

no leaks at fittings

12:30- Site departure.

12-28-21

10:00 Arrived on site w/ system operating

Weather: 26°F, cloudy

outfall Good - Dry floor

Aquamag tank @ 28 gal

Meter Readings

Time:	Meter	GPM
10:17	6437240	—
10:20	6437290	15.6
10:23	6437330	15.6
10:26	6437390	15.6

Site departure 10:30

1-4-22

8:55 Arrived on site with system
operating

Weather: 21° overcast

outfall good, dry floor

Aquamag tank @ 20 mL - filled

Meter Readings

Time	meter	GPM
9:08	6593310	-
9:11	6593360	16.6
9:14	6593450	16.6
9:17	6593500	16.6

Site departure 9:45

**SEMI-ANNUAL GROUNDWATER MONITORING
FIELD FORMS AND ANALYTICAL REPORTS**

**TETRA TECH LOW-FLOW METHOD FIELD WATER QUALITY SAMPLING AND ANALYSIS FORM
FOR SAMPLEPRO AND PERISTALTIC PUMPS**

PROJECT INFORMATION				INSTRUMENTS					
PROJECT	Pentair Deerfield			Temp., pH,	QED MP20 Flow Cell Meter				
PROJECT NO.	117-7469008.100			Conductivity	QED MP20 Flow Cell Meter				
LOCATION	Deerfield, Wi..			ORP	QED MP20 Flow Cell Meter				
PERSONNEL	Todd M Thomson			DO	QED MP20 Flow Cell Meter				
MONITOR WELL ID	MW-15D			MW-16D			MW-17D		
WATER TYPE	Groundwater			Groundwater			Groundwater		
DATE (month/day/year)	5-13-21			5-12-21			5-12-21		
STATIC WATER LEVEL (ft)*/TIME	9.98			10.19			9.92		
WELL DEPTH (feet)*	119.20			113.90			114.70		
PUMP INLET DEPTH (feet)*	114.20			108.90			109.70		
ENDING WATER LEVEL (ft)*/TIME	10.56			10.32			10.25		
START PURGE TIME (Military)	13:50			09:10			10:20		
END PURGE TIME (Military)	14:05			09:30			10:35		
PURGE VOLUME (gallons)	1			1			1		
SAMPLE TIME (Military)	14:15 & 14:20			09:40			10:50		
INDICATOR PARAMETERS	1st	2nd	3rd	1st	2nd	3rd	1st	2nd	3rd
TIME (minutes)	1:00	2:00	3:00	6:00	7:00	8:00	1:00	2:00	3:00
TEMPERATURE (° C)	15.21	15.02	14.88	10.82	10.85	10.80	12.58	12.28	12.07
ELEC. COND. (uS/cm)	1.368	1.431	1.464	0.592	0.588	0.593	0.846	0.847	0.849
DISSOLVED OXYGEN (ppm)	3.54	3.14	2.59	4.99	4.40	3.89	5.71	5.19	4.65
pH	7.33	7.43	7.48	7.98	8.04	8.08	7.38	7.31	7.25
ORP (mV)	143	140	138	103	102	101	179	183	187
DISSOLVED OXYGEN (% Sat.)	35.4	31.4	25.7	45.2	39.9	35.2	53.9	48.6	43.3
COLOR	Clear			Clear			Clear		
ODOR	None			None			None		
CLARITY	Clear			Clear			Clear		
SAMPLING PARAMETERS	# OF CONTAINERS & VOLUME; CONTAINER TYPE (A=AMBER; G=GLASS; P=PLASTIC); PRESERVATIVE TYPE (L=LAB ADDED; F=FIELD ADDED) OR NEUTRAL; FILTERED (YES or NO)								
VOCs 8260B	3-40 mL; G; HCL-L; No			3-40 mL; G; HCL-L; No			3-40 mL; G; HCL-L; No		
	Duplicate								
NAME OF LABORATORY	Test America			Test America			Test America		
DATE SENT TO LAB	5-14-21			5-14-21			5-14-21		
SAMPLER-S NAME	Todd M Thomson			Todd M Thomson			Todd M Thomson		

*Measured from top of well casing.

TETRA TECH GEO FIELD WATER QUALITY SAMPLING AND ANALYSIS FORM

PROJECT INFORMATION			INSTRUMENTS		
PROJECT	Sta-Rite, Deerfield		TEMPERATURE	Hanna	
PROJECT NO.	117-7469008.100		CONDUCTIVITY	Hanna	
LOCATION	Deerfield, WI		pH METER	Hanna	
PERSONNEL	Todd M Thomson		OTHER	WLP: HERON	
SAMPLE POINT	MW-10S	MW-10I	MW-14S(R)	MW-14I(R)	
WATER TYPE	Groundwater	Groundwater	Groundwater	Groundwater	Groundwater
DATE (month/day/year)	5-13-21	5-13-21	5-12-21	5-12-21	
CLOCK TIME (Military)	13:20	13:10	14:10	14:20	
DEPTH TO WATER (ft)*	7.11	7.52	8.85	8.78	
MEASURED WELL DEPTH (ft)*	13.16	26.46	12.76	21.51	
PURGE/CASING VOL. (gal)	4 - Dry	20	3 - Dry	4 - Dry	
DEPTH SAMPLE TAKEN (ft)*	10	20	10	20	
SAMPLING DEVICE	Bailer	Bailer	Bailer	Bailer	
FIELD TEMPERATURE (°C)	11.4	11.2	10.9	11.4	
ELEC. COND. (umhos/cm)	MEASURED	Not Measured	Not Measured	Not Measured	Not Measured
	AT 25 °C	1049	1139	>3999	1956
pH	7.43	7.00	6.93	7.23	
COLOR	Clear	Clear	Clear	Clear	
ODOR	None	None	None	None	
CLARITY	Clear	Clear	Clear	Clear	
SAMPLING PARAMETERS	# OF CONTAINERS & VOLUME; CONTAINER TYPE (A = AMBER GLASS; G = GLASS; P = PLASTIC); PRESERVATIVE TYPE (L = LAB ADDED; F = FIELD ADDED) OR NEUTRAL; FILTERED (YES or NO)				
VOCs (EPA Method SW 8260B)	3 - 40 ml; G; HCL - L; No	3 - 40 ml; G; HCL - L; No	3 - 40 ml; G; HCL - L; No	3 - 40 ml; G; HCL - L; No	
NAME OF LABORATORY	Test America	Test America	Test America	Test America	
DATE SENT TO LABORATORY	5-14-21	5-14-21	5-14-21	5-14-21	
SAMPLER=S NAME	Todd M Thomson	Todd M Thomson	Todd M Thomson	Todd M Thomson	

* Measured from top of well casing.

TETRA TECH GEO FIELD WATER LEVEL DATA SHEET

Project Number: 117-7469008.100
 Location: Deerfield, WI
 Personnel: Todd M Thomson

Project Name: Sta-Rite, Deerfield Remedial Action
 Instrument: _____

Monitor Well Identification	Date	Time	Depth to Groundwater (feet below top of casing)	Comments
MW-1S	5-14-21	12:35	7.32	
MW-1I	NA	NA	NA	Abandoned?
MW-2S	5-14-21	12:25	8.43	
MW-3S	5-14-21	12:30	Moist @ Bottom Not Wet	DTB ft. = 7.25
MW-4S	NA	NA	NA	Unable to locate
MW-5S	NA	NA	NA	Area covered by dumpster.
MW-5I	NA	NA	NA	Area covered by dumpster
MW-6S	NA	NA	NA	Damaged
MW-7S	5-14-21		6.56	
MW-8S	5-14-21		3.20	
MW-9S	NA	NA	NA	Unable to locate
MW-10S	5-13-21	11:00	7.11	
MW-10I	5-13-21	10:55	7.52	
MW-11S	5-14-21	13:05	6.82	PVC Jagged, Highest Point
MW-12S	5-14-21	12:55	16.84	
MW-13S	5-14-21	13:00	9.76	
MW-14SR	5-12-21	11:40	8.85	
MW-14IR	5-12-21	11:45	8.78	
MW-15D	5-13-21	12:15	9.98	DTW ft. 10.55 DTB ft 119.81 with Extension
MW-16D	5-12-21	08:50	10.19	
MW-17D	5-12-21	10:10	9.92	

TETRA TECH REMEDIATION SYSTEM FIELD WATER QUALITY SAMPLING AND ANALYSIS FORM

PROJECT INFORMATION		INSTRUMENTS	
PROJECT	Sta-Rite Deerfield Remedial Action	Temp. & pH	Hanna
PROJECT NO.	117-7469008.100	Conductivity	Hanna
LOCATION	Deerfield, Wisconsin	ORP	NA
PERSONNEL	Todd Thomson	DO	NA
SAMPLE ID	Influent	Effluent	
WATER TYPE	Groundwater	Groundwater	
DATE (month/day/year)	5-13-21	5-13-21	
CLOCK TIME (Military)	15:30	15:50	
EXTRACTION WELL DEPTH (feet below top of well casing)	115	115	
FLOW METER READING (gallons)	1,550,625	1,550,945	
FLOW RATE (gpm)	16.0	16.0	
SAMPLING DEVICE	Sample tap before particulate filters.	Grab Outfall Area	
FIELD TEMPERATURE (°C)	11.2	15.2	
pH	7.00	7.76	
ELEC. COND. (uS/cm)	Measured	NA	NA
	at 25° C	1103	1081
COLOR	CLEAR	CLEAR	
ODOR	NONE	NONE	
CLARITY	CLEAR	CLEAR	
SAMPLING PARAMETERS	# OF CONTAINERS & VOLUME; CONTAINER TYPE (A = AMBER GLASS; G = GLASS; P = PLASTIC); PRESERVATIVE TYPE (L = LAB ADDED; F = FIELD ADDED) OR NEUTRAL; FILTERED (YES or NO)		
TCE, 1,1,1-TCA, 1,1,2-TCA vinyl chloride & BETX (EPA Method SW 8260B)	3-40 ml; G; HCL-L; No	3-40 ml; G; HCL-L; No	
Note: TCE = Trichloroethene TCA = Trichloroethane BETX = Benzene, Ethylbenzene, Toluene and Xylenes			
NAME OF LABORATORY	Eurofins	Eurofins	
DATE SENT TO LAB	5-14-21	5-14-21	
SAMPLER'S NAME	Todd Thomson	Todd Thomson	

**TETRA TECH LOW-FLOW METHOD FIELD WATER QUALITY SAMPLING AND ANALYSIS FORM
FOR SAMPLEPRO AND PERISTALTIC PUMPS**

PROJECT INFORMATION				INSTRUMENTS						
PROJECT	Pentair Deerfield			Temp., pH,	QED MP20 Flow Cell Meter					
PROJECT NO.	117-7469008.100			Conductivity	QED MP20 Flow Cell Meter					
LOCATION	Deerfield, WI			ORP	QED MP20 Flow Cell Meter					
PERSONNEL	Connor L., KENNY R.			DO	QED MP20 Flow Cell Meter					
MONITOR WELL ID	MW-15D/pup			MW-16D			MW-17D			
WATER TYPE	Groundwater			Groundwater			Groundwater			
DATE (month/day/year)	12/21/21			12/21/21 12/22/21			12/27/21			
STATIC WATER LEVEL (ft)/TIME	12.05			11.85 11.83			11.32			
WELL DEPTH (feet)*	119.20			113.90			114.70			
PUMP INLET DEPTH (feet)*	114.20			108.90			109.70			
ENDING WATER LEVEL (ft)/TIME	10.46			11.80			11.32			
START PURGE TIME (Military)	10:55			9:15 12:30			10:25			
END PURGE TIME (Military)	11:10			9:25			10:40			
PURGE VOLUME (gallons)	1			1			1			
SAMPLE TIME (Military)	11:15 / 11:20			9:30			10:45			
INDICATOR PARAMETERS	1st	2nd	3rd	1st	2nd	3rd	1st	2nd	3rd	
TIME (minutes)	2:00	3:00	4:00	0:00	1:00	2:00	0:00	1:00	2:00	
TEMPERATURE (° C)	11.27	11.25	11.71	7.68	7.68	8.02	7.91	8.28	8.72	
ELEC. COND. (uS/cm)	1.480	1.58	1.64	0.521	0.511	0.548	0.840	0.847	0.839	
DISSOLVED OXYGEN (ppm)	1.72	1.67	1.54	7.99	9.88	7.87	3.89	2.96	2.29	
pH	5.80	5.87	5.98	6.06	6.14	6.98	6.99	7.00	7.02	
ORP (mV)	17.7	15.3	4.1	21.9	21.8	21.6	17.6	17.5	17.4	
DISSOLVED OXYGEN (% Sat.)	25.1	27.7	27.4	87.4	82.2	80.2	32.9	25.3	19.8	
COLOR	clear			clear			clear			
ODOR	None			None			None			
CLARITY	clear			clear			clear			
SAMPLING PARAMETERS	# OF CONTAINERS & VOLUME; CONTAINER TYPE (A=AMBER; G=GLASS; P=PLASTIC); PRESERVATIVE TYPE (L=LAB ADDED; F=FIELD ADDED) OR NEUTRAL; FILTERED (YES or NO)									
VOCs 8260B	3-40 mL; G; HCL-L; No			3-40 mL; G; HCL-L; No			3-40 mL; G; HCL-L; No			
NAME OF LABORATORY	Test America			Test America			Test America			
DATE SENT TO LAB	12/22/21			12/22/21			12/22/21			
SAMPLER-S NAME	CSL			CSL			CSL			

*Measured from top of well casing.

TETRA TECH FIELD WATER QUALITY SAMPLING AND ANALYSIS FORM

PROJECT INFORMATION			INSTRUMENTS		
PROJECT	Sta-Rite, Deerfield		TEMPERATURE	Hanna	
PROJECT NO.	117-7469008.100		CONDUCTIVITY	Hanna	
LOCATION	Deerfield, WI		pH METER	Hanna	
PERSONNEL	Connor L., Kegan K.		OTHER	WLP: HERON	
SAMPLE POINT	MW-10S	MW-10I	MW-14S(R)	MW-14I(R)	
WATER TYPE	Groundwater	Groundwater	Groundwater	Groundwater	Groundwater
DATE (month/day/year)	12/21/21	12/21/21	12/21/21	12/21/21	
CLOCK TIME (Military)	13:30	11:05	13:10	13:15	
DEPTH TO WATER (ft)*	9.20	9.56	11.03	12.20	
MEASURED WELL DEPTH (ft)*	13.75	26.27	15.04	24.76	
PURGE/CASING VOL. (gal)	3	10	2	6.5	
DEPTH SAMPLE TAKEN (ft)*	12	25	14	23	
SAMPLING DEVICE	Bailer	Bailer	Bailer	Bailer	
FIELD TEMPERATURE (°C)	10.1	9.3	10.8	13.0	
ELEC. COND. (umhos/cm)	MEASURED	Not Measured	Not Measured	Not Measured	Not Measured
	AT 25 °C	2188	1668	>3999	>3999
pH	7.58	7.47	6.96	7.36	
COLOR	clear	light brown	Brown	light brown	
ODOR	None	none	None	none	
CLARITY	clear	cloudy	Turbid	cloudy	
SAMPLING PARAMETERS	# OF CONTAINERS & VOLUME; CONTAINER TYPE (A = AMBER GLASS; G = GLASS; P = PLASTIC); PRESERVATIVE TYPE (L = LAB ADDED; F = FIELD ADDED) OR NEUTRAL; FILTERED (YES or NO)				
VOCs (EPA Method SW 8260B)	3 - 40 ml; G; HCL - L; No	3 - 40 ml; G; HCL - L; No	3 - 40 ml; G; HCL - L; No	3 - 40 ml; G; HCL - L; No	
	1.5 gal (Dry)		1 gal (Dry)	2.5 gal (Dry)	
NAME OF LABORATORY	Test America	Test America	Test America	Test America	
DATE SENT TO LABORATORY	12/22/21	12/22/21	12/22/21	12/22/21	
SAMPLER-S NAME	CSL	CSL	CSL	CSL	

* Measured from top of well casing.

TETRA TECH REMEDIATION SYSTEM FIELD WATER QUALITY SAMPLING AND ANALYSIS FORM

PROJECT INFORMATION		INSTRUMENTS	
PROJECT	Sta-Rite Deerfield Remedial Action	Temp. & pH	Hanna
PROJECT NO.	117-7469008.100	Conductivity	Hanna
LOCATION	Deerfield, Wisconsin	ORP	NA
PERSONNEL	Connor Larson	DO	NA
SAMPLE ID	Influent	Effluent	
WATER TYPE	Groundwater	Groundwater	
DATE (month/day/year)	12/22/21	12/22/21	
CLOCK TIME (Military)	1105	1125	
EXTRACTION WELL DEPTH (feet below top of well casing)	115	115	
FLOW METER READING (gallons)	6303126	6303437	
FLOW RATE (gpm)	15.6	15.6	
SAMPLING DEVICE	Sample tap before particulate filters.	Grab Outfall Area	
FIELD TEMPERATURE (°C)	14.1	10.6	
pH	7.56	8.08	
ELEC. COND. (uS/cm)	Measured	1135	1102
	at 25° C		
COLOR	clear	clear	
ODOR	none	none	
CLARITY	clear	clear	
SAMPLING PARAMETERS	# OF CONTAINERS & VOLUME; CONTAINER TYPE (A = AMBER GLASS; G = GLASS; P = PLASTIC); PRESERVATIVE TYPE (L = LAB ADDED; F = FIELD ADDED) OR NEUTRAL; FILTERED (YES or NO)		
TCE, 1,1,1-TCA, 1,1,2-TCA vinyl chloride & BETX (EPA Method SW 8260B)	3-40 ml; G; HCL-L; No	3-40 ml; G; HCL-L; No	
Note: TCE = Trichloroethene TCA = Trichloroethane BETX = Benzene, Ethylbenzene, Toluene and Xylenes			
NAME OF LABORATORY	Eurofins	Eurofins	
DATE SENT TO LAB	12/22/21	12/22/21	
SAMPLER'S NAME	CSL	CSL	

ANALYTICAL REPORT

Eurofins TestAmerica, Chicago
2417 Bond Street
University Park, IL 60484
Tel: (708)534-5200

Laboratory Job ID: 500-199215-1

Client Project/Site: Sta-Rite Deerfield - 117-7469008.100

For:

Tetra Tech GEO
175 N Corporate Drive
Suite 100
Brookfield, Wisconsin 53045

Attn: Mr. Mark Manthey



Authorized for release by:
5/27/2021 9:36:42 AM

Sandie Fredrick, Project Manager II
(920)261-1660
sandra.fredrick@eurofinset.com

LINKS

Review your project
results through
TotalAccess

Have a Question?



Visit us at:

www.eurofinsus.com/Env

The test results in this report meet all 2003 NELAC, 2009 TNI, and 2016 TNI requirements for accredited parameters, exceptions are noted in this report. This report may not be reproduced except in full, and with written approval from the laboratory. For questions please contact the Project Manager at the e-mail address or telephone number listed on this page.

This report has been electronically signed and authorized by the signatory. Electronic signature is intended to be the legally binding equivalent of a traditionally handwritten signature.

Results relate only to the items tested and the sample(s) as received by the laboratory.

Table of Contents

Cover Page	1
Table of Contents	2
Case Narrative	3
Detection Summary	4
Method Summary	6
Sample Summary	7
Client Sample Results	8
Definitions	26
QC Association	27
Surrogate Summary	28
QC Sample Results	29
Chronicle	38
Certification Summary	40
Chain of Custody	41
Receipt Checklists	43



Case Narrative

Client: Tetra Tech GEO
Project/Site: Sta-Rite Deerfield - 117-7469008.100

Job ID: 500-199215-1

Job ID: 500-199215-1

Laboratory: Eurofins TestAmerica, Chicago

Narrative

Job Narrative 500-199215-1

Comments

No additional comments.

Receipt

The samples were received on 5/15/2021 10:55 AM. Unless otherwise noted below, the samples arrived in good condition, and where required, properly preserved and on ice. The temperature of the cooler at receipt was 0.8° C.

GC/MS VOA

Method 8260B: The following samples were diluted to bring the concentration of target analytes within the calibration range: MW-17D (500-199215-2), MW-14SR (500-199215-3), MW-14IR (500-199215-4), MW-15D (500-199215-7) and MW-15D DUP (500-199215-8). Elevated reporting limits (RLs) are provided.

Method 8260B: Methylene chloride was detected in the following samples: MW-10I (500-199215-5), MW-10S (500-199215-6) and MW-15D (500-199215-7). The method blank associated with these samples was below the reporting limit for Methylene chloride. Methylene chloride is a known lab contaminant; therefore all low level detects for this compound could be suspected as lab contamination.

No additional analytical or quality issues were noted, other than those described above or in the Definitions/Glossary page.

Detection Summary

Client: Tetra Tech GEO
 Project/Site: Sta-Rite Deerfield - 117-7469008.100

Job ID: 500-199215-1

Client Sample ID: MW-16D

Lab Sample ID: 500-199215-1

No Detections.

Client Sample ID: MW-17D

Lab Sample ID: 500-199215-2

Analyte	Result	Qualifier	RL	MDL	Unit	Dil Fac	D	Method	Prep Type
1,1-Dichloroethane	11		2.0	0.82	ug/L	2		8260B	Total/NA
1,1-Dichloroethene	56		2.0	0.78	ug/L	2		8260B	Total/NA
trans-1,2-Dichloroethene	2.4		2.0	0.70	ug/L	2		8260B	Total/NA
1,1,1-Trichloroethane	76		2.0	0.76	ug/L	2		8260B	Total/NA
cis-1,2-Dichloroethene - DL	350		20	8.2	ug/L	20		8260B	Total/NA
Trichloroethene - DL	530		10	3.3	ug/L	20		8260B	Total/NA

Client Sample ID: MW-14SR

Lab Sample ID: 500-199215-3

Analyte	Result	Qualifier	RL	MDL	Unit	Dil Fac	D	Method	Prep Type
cis-1,2-Dichloroethene	0.60	J	1.0	0.41	ug/L	1		8260B	Total/NA
Trichloroethene - DL	270		5.0	1.6	ug/L	10		8260B	Total/NA

Client Sample ID: MW-14IR

Lab Sample ID: 500-199215-4

Analyte	Result	Qualifier	RL	MDL	Unit	Dil Fac	D	Method	Prep Type
cis-1,2-Dichloroethene	7.1		1.0	0.41	ug/L	1		8260B	Total/NA
Tetrachloroethene	0.75	J	1.0	0.37	ug/L	1		8260B	Total/NA
Trichloroethene - DL	350		5.0	1.6	ug/L	10		8260B	Total/NA

Client Sample ID: MW-10I

Lab Sample ID: 500-199215-5

Analyte	Result	Qualifier	RL	MDL	Unit	Dil Fac	D	Method	Prep Type
1,1-Dichloroethane	10		1.0	0.41	ug/L	1		8260B	Total/NA
1,1-Dichloroethene	3.0		1.0	0.39	ug/L	1		8260B	Total/NA
Methylene Chloride	1.9	J	5.0	1.6	ug/L	1		8260B	Total/NA
Tetrachloroethene	1.2		1.0	0.37	ug/L	1		8260B	Total/NA
1,1,1-Trichloroethane	72		1.0	0.38	ug/L	1		8260B	Total/NA
Trichloroethene	23		0.50	0.16	ug/L	1		8260B	Total/NA

Client Sample ID: MW-10S

Lab Sample ID: 500-199215-6

Analyte	Result	Qualifier	RL	MDL	Unit	Dil Fac	D	Method	Prep Type
Methylene Chloride	1.7	J	5.0	1.6	ug/L	1		8260B	Total/NA

Client Sample ID: MW-15D

Lab Sample ID: 500-199215-7

Analyte	Result	Qualifier	RL	MDL	Unit	Dil Fac	D	Method	Prep Type
1,1-Dichloroethene	1.9	J	2.0	0.78	ug/L	2		8260B	Total/NA
Methylene Chloride	3.6	J	10	3.3	ug/L	2		8260B	Total/NA
trans-1,2-Dichloroethene	2.6		2.0	0.70	ug/L	2		8260B	Total/NA
Trichloroethene	150		1.0	0.33	ug/L	2		8260B	Total/NA
cis-1,2-Dichloroethene - DL	950		20	8.2	ug/L	20		8260B	Total/NA

Client Sample ID: MW-15D DUP

Lab Sample ID: 500-199215-8

Analyte	Result	Qualifier	RL	MDL	Unit	Dil Fac	D	Method	Prep Type
1,1-Dichloroethene	2.3		2.0	0.78	ug/L	2		8260B	Total/NA
trans-1,2-Dichloroethene	2.1		2.0	0.70	ug/L	2		8260B	Total/NA
Trichloroethene	160		1.0	0.33	ug/L	2		8260B	Total/NA
cis-1,2-Dichloroethene - DL	890		20	8.2	ug/L	20		8260B	Total/NA

This Detection Summary does not include radiochemical test results.

Eurofins TestAmerica, Chicago

Detection Summary

Client: Tetra Tech GEO
Project/Site: Sta-Rite Deerfield - 117-7469008.100

Job ID: 500-199215-1

Client Sample ID: TRIP BLANK

Lab Sample ID: 500-199215-9

No Detections.

1

2

3

4

5

6

7

8

9

10

11

12

13

14

15

This Detection Summary does not include radiochemical test results.

Eurofins TestAmerica, Chicago

Method Summary

Client: Tetra Tech GEO
Project/Site: Sta-Rite Deerfield - 117-7469008.100

Job ID: 500-199215-1

Method	Method Description	Protocol	Laboratory
8260B	Volatile Organic Compounds (GC/MS)	SW846	TAL CHI
5030B	Purge and Trap	SW846	TAL CHI

Protocol References:

SW846 = "Test Methods For Evaluating Solid Waste, Physical/Chemical Methods", Third Edition, November 1986 And Its Updates.

Laboratory References:

TAL CHI = Eurofins TestAmerica, Chicago, 2417 Bond Street, University Park, IL 60484, TEL (708)534-5200

- 1
- 2
- 3
- 4
- 5
- 6
- 7
- 8
- 9
- 10
- 11
- 12
- 13
- 14
- 15

Sample Summary

Client: Tetra Tech GEO
Project/Site: Sta-Rite Deerfield - 117-7469008.100

Job ID: 500-199215-1

Lab Sample ID	Client Sample ID	Matrix	Collected	Received	Asset ID
500-199215-1	MW-16D	Water	05/12/21 09:40	05/15/21 10:55	
500-199215-2	MW-17D	Water	05/12/21 10:50	05/15/21 10:55	
500-199215-3	MW-14SR	Water	05/12/21 14:10	05/15/21 10:55	
500-199215-4	MW-14IR	Water	05/12/21 14:20	05/15/21 10:55	
500-199215-5	MW-10I	Water	05/13/21 13:10	05/15/21 10:55	
500-199215-6	MW-10S	Water	05/13/21 13:20	05/15/21 10:55	
500-199215-7	MW-15D	Water	05/13/21 14:15	05/15/21 10:55	
500-199215-8	MW-15D DUP	Water	05/13/21 14:20	05/15/21 10:55	
500-199215-9	TRIP BLANK	Water	05/12/21 00:00	05/15/21 10:55	

Client Sample Results

Client: Tetra Tech GEO
 Project/Site: Sta-Rite Deerfield - 117-7469008.100

Job ID: 500-199215-1

Client Sample ID: MW-16D

Lab Sample ID: 500-199215-1

Date Collected: 05/12/21 09:40

Matrix: Water

Date Received: 05/15/21 10:55

Method: 8260B - Volatile Organic Compounds (GC/MS)

Analyte	Result	Qualifier	RL	MDL	Unit	D	Prepared	Analyzed	Dil Fac
Benzene	<0.15		0.50	0.15	ug/L			05/25/21 12:54	1
Bromobenzene	<0.36		1.0	0.36	ug/L			05/25/21 12:54	1
Bromochloromethane	<0.43		1.0	0.43	ug/L			05/25/21 12:54	1
Bromodichloromethane	<0.37		1.0	0.37	ug/L			05/25/21 12:54	1
Bromoform	<0.48		1.0	0.48	ug/L			05/25/21 12:54	1
Bromomethane	<0.80		3.0	0.80	ug/L			05/25/21 12:54	1
Carbon tetrachloride	<0.38		1.0	0.38	ug/L			05/25/21 12:54	1
Chlorobenzene	<0.39		1.0	0.39	ug/L			05/25/21 12:54	1
Chloroethane	<0.51		1.0	0.51	ug/L			05/25/21 12:54	1
Chloroform	<0.37		2.0	0.37	ug/L			05/25/21 12:54	1
Chloromethane	<0.32		1.0	0.32	ug/L			05/25/21 12:54	1
2-Chlorotoluene	<0.31		1.0	0.31	ug/L			05/25/21 12:54	1
4-Chlorotoluene	<0.35		1.0	0.35	ug/L			05/25/21 12:54	1
cis-1,2-Dichloroethene	<0.41		1.0	0.41	ug/L			05/25/21 12:54	1
cis-1,3-Dichloropropene	<0.42		1.0	0.42	ug/L			05/25/21 12:54	1
Dibromochloromethane	<0.49		1.0	0.49	ug/L			05/25/21 12:54	1
1,2-Dibromo-3-Chloropropane	<2.0		5.0	2.0	ug/L			05/25/21 12:54	1
1,2-Dibromoethane	<0.39		1.0	0.39	ug/L			05/25/21 12:54	1
Dibromomethane	<0.27		1.0	0.27	ug/L			05/25/21 12:54	1
1,2-Dichlorobenzene	<0.33		1.0	0.33	ug/L			05/25/21 12:54	1
1,3-Dichlorobenzene	<0.40		1.0	0.40	ug/L			05/25/21 12:54	1
1,4-Dichlorobenzene	<0.36		1.0	0.36	ug/L			05/25/21 12:54	1
Dichlorodifluoromethane	<0.67		3.0	0.67	ug/L			05/25/21 12:54	1
1,1-Dichloroethane	<0.41		1.0	0.41	ug/L			05/25/21 12:54	1
1,2-Dichloroethane	<0.39		1.0	0.39	ug/L			05/25/21 12:54	1
1,1-Dichloroethene	<0.39		1.0	0.39	ug/L			05/25/21 12:54	1
1,2-Dichloropropane	<0.43		1.0	0.43	ug/L			05/25/21 12:54	1
1,3-Dichloropropane	<0.36		1.0	0.36	ug/L			05/25/21 12:54	1
2,2-Dichloropropane	<0.44		1.0	0.44	ug/L			05/25/21 12:54	1
1,1-Dichloropropene	<0.30		1.0	0.30	ug/L			05/25/21 12:54	1
Ethylbenzene	<0.18		0.50	0.18	ug/L			05/25/21 12:54	1
Hexachlorobutadiene	<0.45		1.0	0.45	ug/L			05/25/21 12:54	1
Isopropylbenzene	<0.39		1.0	0.39	ug/L			05/25/21 12:54	1
Isopropyl ether	<0.28		1.0	0.28	ug/L			05/25/21 12:54	1
Methylene Chloride	<1.6		5.0	1.6	ug/L			05/25/21 12:54	1
Methyl tert-butyl ether	<0.39		1.0	0.39	ug/L			05/25/21 12:54	1
Naphthalene	<0.34		1.0	0.34	ug/L			05/25/21 12:54	1
n-Butylbenzene	<0.39		1.0	0.39	ug/L			05/25/21 12:54	1
N-Propylbenzene	<0.41		1.0	0.41	ug/L			05/25/21 12:54	1
p-Isopropyltoluene	<0.36		1.0	0.36	ug/L			05/25/21 12:54	1
sec-Butylbenzene	<0.40		1.0	0.40	ug/L			05/25/21 12:54	1
Styrene	<0.39		1.0	0.39	ug/L			05/25/21 12:54	1
tert-Butylbenzene	<0.40		1.0	0.40	ug/L			05/25/21 12:54	1
1,1,1,2-Tetrachloroethane	<0.46		1.0	0.46	ug/L			05/25/21 12:54	1
1,1,2,2-Tetrachloroethane	<0.40		1.0	0.40	ug/L			05/25/21 12:54	1
Tetrachloroethene	<0.37		1.0	0.37	ug/L			05/25/21 12:54	1
Toluene	<0.15		0.50	0.15	ug/L			05/25/21 12:54	1
trans-1,2-Dichloroethene	<0.35		1.0	0.35	ug/L			05/25/21 12:54	1
trans-1,3-Dichloropropene	<0.36		1.0	0.36	ug/L			05/25/21 12:54	1

Eurofins TestAmerica, Chicago

Client Sample Results

Client: Tetra Tech GEO
 Project/Site: Sta-Rite Deerfield - 117-7469008.100

Job ID: 500-199215-1

Client Sample ID: MW-16D

Lab Sample ID: 500-199215-1

Date Collected: 05/12/21 09:40

Matrix: Water

Date Received: 05/15/21 10:55

Method: 8260B - Volatile Organic Compounds (GC/MS) (Continued)

Analyte	Result	Qualifier	RL	MDL	Unit	D	Prepared	Analyzed	Dil Fac
1,2,3-Trichlorobenzene	<0.46		1.0	0.46	ug/L			05/25/21 12:54	1
1,2,4-Trichlorobenzene	<0.34		1.0	0.34	ug/L			05/25/21 12:54	1
1,1,1-Trichloroethane	<0.38		1.0	0.38	ug/L			05/25/21 12:54	1
1,1,2-Trichloroethane	<0.35		1.0	0.35	ug/L			05/25/21 12:54	1
Trichloroethene	<0.16		0.50	0.16	ug/L			05/25/21 12:54	1
Trichlorofluoromethane	<0.43		1.0	0.43	ug/L			05/25/21 12:54	1
1,2,3-Trichloropropane	<0.41		2.0	0.41	ug/L			05/25/21 12:54	1
1,2,4-Trimethylbenzene	<0.36		1.0	0.36	ug/L			05/25/21 12:54	1
1,3,5-Trimethylbenzene	<0.25		1.0	0.25	ug/L			05/25/21 12:54	1
Vinyl chloride	<0.20		1.0	0.20	ug/L			05/25/21 12:54	1
Xylenes, Total	<0.22		1.0	0.22	ug/L			05/25/21 12:54	1

Surrogate	%Recovery	Qualifier	Limits	Prepared	Analyzed	Dil Fac
4-Bromofluorobenzene (Surr)	95		72 - 124		05/25/21 12:54	1
Dibromofluoromethane	95		75 - 120		05/25/21 12:54	1
1,2-Dichloroethane-d4 (Surr)	95		75 - 126		05/25/21 12:54	1
Toluene-d8 (Surr)	97		75 - 120		05/25/21 12:54	1

Client Sample Results

Client: Tetra Tech GEO
 Project/Site: Sta-Rite Deerfield - 117-7469008.100

Job ID: 500-199215-1

Client Sample ID: MW-17D

Lab Sample ID: 500-199215-2

Date Collected: 05/12/21 10:50

Matrix: Water

Date Received: 05/15/21 10:55

Method: 8260B - Volatile Organic Compounds (GC/MS)

Analyte	Result	Qualifier	RL	MDL	Unit	D	Prepared	Analyzed	Dil Fac
Benzene	<0.29		1.0	0.29	ug/L			05/25/21 15:01	2
Bromobenzene	<0.71		2.0	0.71	ug/L			05/25/21 15:01	2
Bromochloromethane	<0.86		2.0	0.86	ug/L			05/25/21 15:01	2
Bromodichloromethane	<0.74		2.0	0.74	ug/L			05/25/21 15:01	2
Bromoform	<0.97		2.0	0.97	ug/L			05/25/21 15:01	2
Bromomethane	<1.6		6.0	1.6	ug/L			05/25/21 15:01	2
Carbon tetrachloride	<0.77		2.0	0.77	ug/L			05/25/21 15:01	2
Chlorobenzene	<0.77		2.0	0.77	ug/L			05/25/21 15:01	2
Chloroethane	<1.0		2.0	1.0	ug/L			05/25/21 15:01	2
Chloroform	<0.74		4.0	0.74	ug/L			05/25/21 15:01	2
Chloromethane	<0.64		2.0	0.64	ug/L			05/25/21 15:01	2
2-Chlorotoluene	<0.63		2.0	0.63	ug/L			05/25/21 15:01	2
4-Chlorotoluene	<0.70		2.0	0.70	ug/L			05/25/21 15:01	2
cis-1,3-Dichloropropene	<0.83		2.0	0.83	ug/L			05/25/21 15:01	2
Dibromochloromethane	<0.98		2.0	0.98	ug/L			05/25/21 15:01	2
1,2-Dibromo-3-Chloropropane	<4.0		10	4.0	ug/L			05/25/21 15:01	2
1,2-Dibromoethane	<0.77		2.0	0.77	ug/L			05/25/21 15:01	2
Dibromomethane	<0.54		2.0	0.54	ug/L			05/25/21 15:01	2
1,2-Dichlorobenzene	<0.67		2.0	0.67	ug/L			05/25/21 15:01	2
1,3-Dichlorobenzene	<0.80		2.0	0.80	ug/L			05/25/21 15:01	2
1,4-Dichlorobenzene	<0.73		2.0	0.73	ug/L			05/25/21 15:01	2
Dichlorodifluoromethane	<1.3		6.0	1.3	ug/L			05/25/21 15:01	2
1,1-Dichloroethane	11		2.0	0.82	ug/L			05/25/21 15:01	2
1,2-Dichloroethane	<0.78		2.0	0.78	ug/L			05/25/21 15:01	2
1,1-Dichloroethene	56		2.0	0.78	ug/L			05/25/21 15:01	2
1,2-Dichloropropane	<0.86		2.0	0.86	ug/L			05/25/21 15:01	2
1,3-Dichloropropane	<0.72		2.0	0.72	ug/L			05/25/21 15:01	2
2,2-Dichloropropane	<0.89		2.0	0.89	ug/L			05/25/21 15:01	2
1,1-Dichloropropene	<0.59		2.0	0.59	ug/L			05/25/21 15:01	2
Ethylbenzene	<0.37		1.0	0.37	ug/L			05/25/21 15:01	2
Hexachlorobutadiene	<0.89		2.0	0.89	ug/L			05/25/21 15:01	2
Isopropylbenzene	<0.77		2.0	0.77	ug/L			05/25/21 15:01	2
Isopropyl ether	<0.55		2.0	0.55	ug/L			05/25/21 15:01	2
Methylene Chloride	<3.3		10	3.3	ug/L			05/25/21 15:01	2
Methyl tert-butyl ether	<0.79		2.0	0.79	ug/L			05/25/21 15:01	2
Naphthalene	<0.67		2.0	0.67	ug/L			05/25/21 15:01	2
n-Butylbenzene	<0.78		2.0	0.78	ug/L			05/25/21 15:01	2
N-Propylbenzene	<0.83		2.0	0.83	ug/L			05/25/21 15:01	2
p-Isopropyltoluene	<0.72		2.0	0.72	ug/L			05/25/21 15:01	2
sec-Butylbenzene	<0.80		2.0	0.80	ug/L			05/25/21 15:01	2
Styrene	<0.77		2.0	0.77	ug/L			05/25/21 15:01	2
tert-Butylbenzene	<0.80		2.0	0.80	ug/L			05/25/21 15:01	2
1,1,1,2-Tetrachloroethane	<0.92		2.0	0.92	ug/L			05/25/21 15:01	2
1,1,1,2,2-Tetrachloroethane	<0.80		2.0	0.80	ug/L			05/25/21 15:01	2
Tetrachloroethene	<0.74		2.0	0.74	ug/L			05/25/21 15:01	2
Toluene	<0.30		1.0	0.30	ug/L			05/25/21 15:01	2
trans-1,2-Dichloroethene	2.4		2.0	0.70	ug/L			05/25/21 15:01	2
trans-1,3-Dichloropropene	<0.72		2.0	0.72	ug/L			05/25/21 15:01	2
1,2,3-Trichlorobenzene	<0.92		2.0	0.92	ug/L			05/25/21 15:01	2

Client Sample Results

Client: Tetra Tech GEO
 Project/Site: Sta-Rite Deerfield - 117-7469008.100

Job ID: 500-199215-1

Client Sample ID: MW-17D

Lab Sample ID: 500-199215-2

Date Collected: 05/12/21 10:50

Matrix: Water

Date Received: 05/15/21 10:55

Method: 8260B - Volatile Organic Compounds (GC/MS) (Continued)

Analyte	Result	Qualifier	RL	MDL	Unit	D	Prepared	Analyzed	Dil Fac
1,2,4-Trichlorobenzene	<0.68		2.0	0.68	ug/L			05/25/21 15:01	2
1,1,1-Trichloroethane	76		2.0	0.76	ug/L			05/25/21 15:01	2
1,1,2-Trichloroethane	<0.70		2.0	0.70	ug/L			05/25/21 15:01	2
Trichlorofluoromethane	<0.85		2.0	0.85	ug/L			05/25/21 15:01	2
1,2,3-Trichloropropane	<0.83		4.0	0.83	ug/L			05/25/21 15:01	2
1,2,4-Trimethylbenzene	<0.72		2.0	0.72	ug/L			05/25/21 15:01	2
1,3,5-Trimethylbenzene	<0.51		2.0	0.51	ug/L			05/25/21 15:01	2
Vinyl chloride	<0.41		2.0	0.41	ug/L			05/25/21 15:01	2
Xylenes, Total	<0.44		2.0	0.44	ug/L			05/25/21 15:01	2

Surrogate	%Recovery	Qualifier	Limits	Prepared	Analyzed	Dil Fac
4-Bromofluorobenzene (Surr)	95		72 - 124		05/25/21 15:01	2
Dibromofluoromethane	96		75 - 120		05/25/21 15:01	2
1,2-Dichloroethane-d4 (Surr)	98		75 - 126		05/25/21 15:01	2
Toluene-d8 (Surr)	96		75 - 120		05/25/21 15:01	2

Method: 8260B - Volatile Organic Compounds (GC/MS) - DL

Analyte	Result	Qualifier	RL	MDL	Unit	D	Prepared	Analyzed	Dil Fac
cis-1,2-Dichloroethene	350		20	8.2	ug/L			05/25/21 15:27	20
Trichloroethene	530		10	3.3	ug/L			05/25/21 15:27	20

Surrogate	%Recovery	Qualifier	Limits	Prepared	Analyzed	Dil Fac
4-Bromofluorobenzene (Surr)	94		72 - 124		05/25/21 15:27	20
Dibromofluoromethane	96		75 - 120		05/25/21 15:27	20
1,2-Dichloroethane-d4 (Surr)	96		75 - 126		05/25/21 15:27	20
Toluene-d8 (Surr)	95		75 - 120		05/25/21 15:27	20

Client Sample Results

Client: Tetra Tech GEO
 Project/Site: Sta-Rite Deerfield - 117-7469008.100

Job ID: 500-199215-1

Client Sample ID: MW-14SR

Lab Sample ID: 500-199215-3

Date Collected: 05/12/21 14:10

Matrix: Water

Date Received: 05/15/21 10:55

Method: 8260B - Volatile Organic Compounds (GC/MS)

Analyte	Result	Qualifier	RL	MDL	Unit	D	Prepared	Analyzed	Dil Fac
Benzene	<0.15		0.50	0.15	ug/L			05/25/21 23:32	1
Bromobenzene	<0.36		1.0	0.36	ug/L			05/25/21 23:32	1
Bromochloromethane	<0.43		1.0	0.43	ug/L			05/25/21 23:32	1
Bromodichloromethane	<0.37		1.0	0.37	ug/L			05/25/21 23:32	1
Bromoform	<0.48		1.0	0.48	ug/L			05/25/21 23:32	1
Bromomethane	<0.80		3.0	0.80	ug/L			05/25/21 23:32	1
Carbon tetrachloride	<0.38		1.0	0.38	ug/L			05/25/21 23:32	1
Chlorobenzene	<0.39		1.0	0.39	ug/L			05/25/21 23:32	1
Chloroethane	<0.51		1.0	0.51	ug/L			05/25/21 23:32	1
Chloroform	<0.37		2.0	0.37	ug/L			05/25/21 23:32	1
Chloromethane	<0.32		1.0	0.32	ug/L			05/25/21 23:32	1
2-Chlorotoluene	<0.31		1.0	0.31	ug/L			05/25/21 23:32	1
4-Chlorotoluene	<0.35		1.0	0.35	ug/L			05/25/21 23:32	1
cis-1,2-Dichloroethene	0.60	J	1.0	0.41	ug/L			05/25/21 23:32	1
cis-1,3-Dichloropropene	<0.42		1.0	0.42	ug/L			05/25/21 23:32	1
Dibromochloromethane	<0.49		1.0	0.49	ug/L			05/25/21 23:32	1
1,2-Dibromo-3-Chloropropane	<2.0		5.0	2.0	ug/L			05/25/21 23:32	1
1,2-Dibromoethane	<0.39		1.0	0.39	ug/L			05/25/21 23:32	1
Dibromomethane	<0.27		1.0	0.27	ug/L			05/25/21 23:32	1
1,2-Dichlorobenzene	<0.33		1.0	0.33	ug/L			05/25/21 23:32	1
1,3-Dichlorobenzene	<0.40		1.0	0.40	ug/L			05/25/21 23:32	1
1,4-Dichlorobenzene	<0.36		1.0	0.36	ug/L			05/25/21 23:32	1
Dichlorodifluoromethane	<0.67		3.0	0.67	ug/L			05/25/21 23:32	1
1,1-Dichloroethane	<0.41		1.0	0.41	ug/L			05/25/21 23:32	1
1,2-Dichloroethane	<0.39		1.0	0.39	ug/L			05/25/21 23:32	1
1,1-Dichloroethene	<0.39		1.0	0.39	ug/L			05/25/21 23:32	1
1,2-Dichloropropane	<0.43		1.0	0.43	ug/L			05/25/21 23:32	1
1,3-Dichloropropane	<0.36		1.0	0.36	ug/L			05/25/21 23:32	1
2,2-Dichloropropane	<0.44		1.0	0.44	ug/L			05/25/21 23:32	1
1,1-Dichloropropene	<0.30		1.0	0.30	ug/L			05/25/21 23:32	1
Ethylbenzene	<0.18		0.50	0.18	ug/L			05/25/21 23:32	1
Hexachlorobutadiene	<0.45		1.0	0.45	ug/L			05/25/21 23:32	1
Isopropylbenzene	<0.39		1.0	0.39	ug/L			05/25/21 23:32	1
Isopropyl ether	<0.28		1.0	0.28	ug/L			05/25/21 23:32	1
Methylene Chloride	<1.6		5.0	1.6	ug/L			05/25/21 23:32	1
Methyl tert-butyl ether	<0.39		1.0	0.39	ug/L			05/25/21 23:32	1
Naphthalene	<0.34		1.0	0.34	ug/L			05/25/21 23:32	1
n-Butylbenzene	<0.39		1.0	0.39	ug/L			05/25/21 23:32	1
N-Propylbenzene	<0.41		1.0	0.41	ug/L			05/25/21 23:32	1
p-Isopropyltoluene	<0.36		1.0	0.36	ug/L			05/25/21 23:32	1
sec-Butylbenzene	<0.40		1.0	0.40	ug/L			05/25/21 23:32	1
Styrene	<0.39		1.0	0.39	ug/L			05/25/21 23:32	1
tert-Butylbenzene	<0.40		1.0	0.40	ug/L			05/25/21 23:32	1
1,1,1,2-Tetrachloroethane	<0.46		1.0	0.46	ug/L			05/25/21 23:32	1
1,1,1,2,2-Tetrachloroethane	<0.40		1.0	0.40	ug/L			05/25/21 23:32	1
Tetrachloroethene	<0.37		1.0	0.37	ug/L			05/25/21 23:32	1
Toluene	<0.15		0.50	0.15	ug/L			05/25/21 23:32	1
trans-1,2-Dichloroethene	<0.35		1.0	0.35	ug/L			05/25/21 23:32	1
trans-1,3-Dichloropropene	<0.36		1.0	0.36	ug/L			05/25/21 23:32	1

Client Sample Results

Client: Tetra Tech GEO
 Project/Site: Sta-Rite Deerfield - 117-7469008.100

Job ID: 500-199215-1

Client Sample ID: MW-14SR

Lab Sample ID: 500-199215-3

Date Collected: 05/12/21 14:10

Matrix: Water

Date Received: 05/15/21 10:55

Method: 8260B - Volatile Organic Compounds (GC/MS) (Continued)

Analyte	Result	Qualifier	RL	MDL	Unit	D	Prepared	Analyzed	Dil Fac
1,2,3-Trichlorobenzene	<0.46		1.0	0.46	ug/L			05/25/21 23:32	1
1,2,4-Trichlorobenzene	<0.34		1.0	0.34	ug/L			05/25/21 23:32	1
1,1,1-Trichloroethane	<0.38		1.0	0.38	ug/L			05/25/21 23:32	1
1,1,2-Trichloroethane	<0.35		1.0	0.35	ug/L			05/25/21 23:32	1
Trichlorofluoromethane	<0.43		1.0	0.43	ug/L			05/25/21 23:32	1
1,2,3-Trichloropropane	<0.41		2.0	0.41	ug/L			05/25/21 23:32	1
1,2,4-Trimethylbenzene	<0.36		1.0	0.36	ug/L			05/25/21 23:32	1
1,3,5-Trimethylbenzene	<0.25		1.0	0.25	ug/L			05/25/21 23:32	1
Vinyl chloride	<0.20		1.0	0.20	ug/L			05/25/21 23:32	1
Xylenes, Total	<0.22		1.0	0.22	ug/L			05/25/21 23:32	1

Surrogate	%Recovery	Qualifier	Limits	Prepared	Analyzed	Dil Fac
4-Bromofluorobenzene (Surr)	94		72 - 124		05/25/21 23:32	1
Dibromofluoromethane	95		75 - 120		05/25/21 23:32	1
1,2-Dichloroethane-d4 (Surr)	97		75 - 126		05/25/21 23:32	1
Toluene-d8 (Surr)	96		75 - 120		05/25/21 23:32	1

Method: 8260B - Volatile Organic Compounds (GC/MS) - DL

Analyte	Result	Qualifier	RL	MDL	Unit	D	Prepared	Analyzed	Dil Fac
Trichloroethene	270		5.0	1.6	ug/L			05/25/21 23:58	10

Surrogate	%Recovery	Qualifier	Limits	Prepared	Analyzed	Dil Fac
4-Bromofluorobenzene (Surr)	96		72 - 124		05/25/21 23:58	10
Dibromofluoromethane	94		75 - 120		05/25/21 23:58	10
1,2-Dichloroethane-d4 (Surr)	97		75 - 126		05/25/21 23:58	10
Toluene-d8 (Surr)	97		75 - 120		05/25/21 23:58	10

Client Sample Results

Client: Tetra Tech GEO
 Project/Site: Sta-Rite Deerfield - 117-7469008.100

Job ID: 500-199215-1

Client Sample ID: MW-14IR

Lab Sample ID: 500-199215-4

Date Collected: 05/12/21 14:20

Matrix: Water

Date Received: 05/15/21 10:55

Method: 8260B - Volatile Organic Compounds (GC/MS)

Analyte	Result	Qualifier	RL	MDL	Unit	D	Prepared	Analyzed	Dil Fac
Benzene	<0.15		0.50	0.15	ug/L			05/26/21 00:23	1
Bromobenzene	<0.36		1.0	0.36	ug/L			05/26/21 00:23	1
Bromochloromethane	<0.43		1.0	0.43	ug/L			05/26/21 00:23	1
Bromodichloromethane	<0.37		1.0	0.37	ug/L			05/26/21 00:23	1
Bromoform	<0.48		1.0	0.48	ug/L			05/26/21 00:23	1
Bromomethane	<0.80		3.0	0.80	ug/L			05/26/21 00:23	1
Carbon tetrachloride	<0.38		1.0	0.38	ug/L			05/26/21 00:23	1
Chlorobenzene	<0.39		1.0	0.39	ug/L			05/26/21 00:23	1
Chloroethane	<0.51		1.0	0.51	ug/L			05/26/21 00:23	1
Chloroform	<0.37		2.0	0.37	ug/L			05/26/21 00:23	1
Chloromethane	<0.32		1.0	0.32	ug/L			05/26/21 00:23	1
2-Chlorotoluene	<0.31		1.0	0.31	ug/L			05/26/21 00:23	1
4-Chlorotoluene	<0.35		1.0	0.35	ug/L			05/26/21 00:23	1
cis-1,2-Dichloroethene	7.1		1.0	0.41	ug/L			05/26/21 00:23	1
cis-1,3-Dichloropropene	<0.42		1.0	0.42	ug/L			05/26/21 00:23	1
Dibromochloromethane	<0.49		1.0	0.49	ug/L			05/26/21 00:23	1
1,2-Dibromo-3-Chloropropane	<2.0		5.0	2.0	ug/L			05/26/21 00:23	1
1,2-Dibromoethane	<0.39		1.0	0.39	ug/L			05/26/21 00:23	1
Dibromomethane	<0.27		1.0	0.27	ug/L			05/26/21 00:23	1
1,2-Dichlorobenzene	<0.33		1.0	0.33	ug/L			05/26/21 00:23	1
1,3-Dichlorobenzene	<0.40		1.0	0.40	ug/L			05/26/21 00:23	1
1,4-Dichlorobenzene	<0.36		1.0	0.36	ug/L			05/26/21 00:23	1
Dichlorodifluoromethane	<0.67		3.0	0.67	ug/L			05/26/21 00:23	1
1,1-Dichloroethane	<0.41		1.0	0.41	ug/L			05/26/21 00:23	1
1,2-Dichloroethane	<0.39		1.0	0.39	ug/L			05/26/21 00:23	1
1,1-Dichloroethene	<0.39		1.0	0.39	ug/L			05/26/21 00:23	1
1,2-Dichloropropane	<0.43		1.0	0.43	ug/L			05/26/21 00:23	1
1,3-Dichloropropane	<0.36		1.0	0.36	ug/L			05/26/21 00:23	1
2,2-Dichloropropane	<0.44		1.0	0.44	ug/L			05/26/21 00:23	1
1,1-Dichloropropene	<0.30		1.0	0.30	ug/L			05/26/21 00:23	1
Ethylbenzene	<0.18		0.50	0.18	ug/L			05/26/21 00:23	1
Hexachlorobutadiene	<0.45		1.0	0.45	ug/L			05/26/21 00:23	1
Isopropylbenzene	<0.39		1.0	0.39	ug/L			05/26/21 00:23	1
Isopropyl ether	<0.28		1.0	0.28	ug/L			05/26/21 00:23	1
Methylene Chloride	<1.6		5.0	1.6	ug/L			05/26/21 00:23	1
Methyl tert-butyl ether	<0.39		1.0	0.39	ug/L			05/26/21 00:23	1
Naphthalene	<0.34		1.0	0.34	ug/L			05/26/21 00:23	1
n-Butylbenzene	<0.39		1.0	0.39	ug/L			05/26/21 00:23	1
N-Propylbenzene	<0.41		1.0	0.41	ug/L			05/26/21 00:23	1
p-Isopropyltoluene	<0.36		1.0	0.36	ug/L			05/26/21 00:23	1
sec-Butylbenzene	<0.40		1.0	0.40	ug/L			05/26/21 00:23	1
Styrene	<0.39		1.0	0.39	ug/L			05/26/21 00:23	1
tert-Butylbenzene	<0.40		1.0	0.40	ug/L			05/26/21 00:23	1
1,1,1,2-Tetrachloroethane	<0.46		1.0	0.46	ug/L			05/26/21 00:23	1
1,1,2,2-Tetrachloroethane	<0.40		1.0	0.40	ug/L			05/26/21 00:23	1
Tetrachloroethene	0.75 J		1.0	0.37	ug/L			05/26/21 00:23	1
Toluene	<0.15		0.50	0.15	ug/L			05/26/21 00:23	1
trans-1,2-Dichloroethene	<0.35		1.0	0.35	ug/L			05/26/21 00:23	1
trans-1,3-Dichloropropene	<0.36		1.0	0.36	ug/L			05/26/21 00:23	1

Client Sample Results

Client: Tetra Tech GEO
 Project/Site: Sta-Rite Deerfield - 117-7469008.100

Job ID: 500-199215-1

Client Sample ID: MW-14IR

Lab Sample ID: 500-199215-4

Date Collected: 05/12/21 14:20

Matrix: Water

Date Received: 05/15/21 10:55

Method: 8260B - Volatile Organic Compounds (GC/MS) (Continued)

Analyte	Result	Qualifier	RL	MDL	Unit	D	Prepared	Analyzed	Dil Fac
1,2,3-Trichlorobenzene	<0.46		1.0	0.46	ug/L			05/26/21 00:23	1
1,2,4-Trichlorobenzene	<0.34		1.0	0.34	ug/L			05/26/21 00:23	1
1,1,1-Trichloroethane	<0.38		1.0	0.38	ug/L			05/26/21 00:23	1
1,1,2-Trichloroethane	<0.35		1.0	0.35	ug/L			05/26/21 00:23	1
Trichlorofluoromethane	<0.43		1.0	0.43	ug/L			05/26/21 00:23	1
1,2,3-Trichloropropane	<0.41		2.0	0.41	ug/L			05/26/21 00:23	1
1,2,4-Trimethylbenzene	<0.36		1.0	0.36	ug/L			05/26/21 00:23	1
1,3,5-Trimethylbenzene	<0.25		1.0	0.25	ug/L			05/26/21 00:23	1
Vinyl chloride	<0.20		1.0	0.20	ug/L			05/26/21 00:23	1
Xylenes, Total	<0.22		1.0	0.22	ug/L			05/26/21 00:23	1

Surrogate	%Recovery	Qualifier	Limits	Prepared	Analyzed	Dil Fac
4-Bromofluorobenzene (Surr)	98		72 - 124		05/26/21 00:23	1
Dibromofluoromethane	95		75 - 120		05/26/21 00:23	1
1,2-Dichloroethane-d4 (Surr)	98		75 - 126		05/26/21 00:23	1
Toluene-d8 (Surr)	96		75 - 120		05/26/21 00:23	1

Method: 8260B - Volatile Organic Compounds (GC/MS) - DL

Analyte	Result	Qualifier	RL	MDL	Unit	D	Prepared	Analyzed	Dil Fac
Trichloroethene	350		5.0	1.6	ug/L			05/26/21 00:49	10

Surrogate	%Recovery	Qualifier	Limits	Prepared	Analyzed	Dil Fac
4-Bromofluorobenzene (Surr)	95		72 - 124		05/26/21 00:49	10
Dibromofluoromethane	97		75 - 120		05/26/21 00:49	10
1,2-Dichloroethane-d4 (Surr)	100		75 - 126		05/26/21 00:49	10
Toluene-d8 (Surr)	95		75 - 120		05/26/21 00:49	10

Client Sample Results

Client: Tetra Tech GEO
 Project/Site: Sta-Rite Deerfield - 117-7469008.100

Job ID: 500-199215-1

Client Sample ID: MW-101

Lab Sample ID: 500-199215-5

Date Collected: 05/13/21 13:10

Matrix: Water

Date Received: 05/15/21 10:55

Method: 8260B - Volatile Organic Compounds (GC/MS)

Analyte	Result	Qualifier	RL	MDL	Unit	D	Prepared	Analyzed	Dil Fac
Benzene	<0.15		0.50	0.15	ug/L			05/26/21 16:02	1
Bromobenzene	<0.36		1.0	0.36	ug/L			05/26/21 16:02	1
Bromochloromethane	<0.43		1.0	0.43	ug/L			05/26/21 16:02	1
Bromodichloromethane	<0.37		1.0	0.37	ug/L			05/26/21 16:02	1
Bromoform	<0.48		1.0	0.48	ug/L			05/26/21 16:02	1
Bromomethane	<0.80		3.0	0.80	ug/L			05/26/21 16:02	1
Carbon tetrachloride	<0.38		1.0	0.38	ug/L			05/26/21 16:02	1
Chlorobenzene	<0.39		1.0	0.39	ug/L			05/26/21 16:02	1
Chloroethane	<0.51		1.0	0.51	ug/L			05/26/21 16:02	1
Chloroform	<0.37		2.0	0.37	ug/L			05/26/21 16:02	1
Chloromethane	<0.32		1.0	0.32	ug/L			05/26/21 16:02	1
2-Chlorotoluene	<0.31		1.0	0.31	ug/L			05/26/21 16:02	1
4-Chlorotoluene	<0.35		1.0	0.35	ug/L			05/26/21 16:02	1
cis-1,2-Dichloroethene	<0.41		1.0	0.41	ug/L			05/26/21 16:02	1
cis-1,3-Dichloropropene	<0.42		1.0	0.42	ug/L			05/26/21 16:02	1
Dibromochloromethane	<0.49		1.0	0.49	ug/L			05/26/21 16:02	1
1,2-Dibromo-3-Chloropropane	<2.0		5.0	2.0	ug/L			05/26/21 16:02	1
1,2-Dibromoethane	<0.39		1.0	0.39	ug/L			05/26/21 16:02	1
Dibromomethane	<0.27		1.0	0.27	ug/L			05/26/21 16:02	1
1,2-Dichlorobenzene	<0.33		1.0	0.33	ug/L			05/26/21 16:02	1
1,3-Dichlorobenzene	<0.40		1.0	0.40	ug/L			05/26/21 16:02	1
1,4-Dichlorobenzene	<0.36		1.0	0.36	ug/L			05/26/21 16:02	1
Dichlorodifluoromethane	<0.67		3.0	0.67	ug/L			05/26/21 16:02	1
1,1-Dichloroethane	10		1.0	0.41	ug/L			05/26/21 16:02	1
1,2-Dichloroethane	<0.39		1.0	0.39	ug/L			05/26/21 16:02	1
1,1-Dichloroethene	3.0		1.0	0.39	ug/L			05/26/21 16:02	1
1,2-Dichloropropane	<0.43		1.0	0.43	ug/L			05/26/21 16:02	1
1,3-Dichloropropane	<0.36		1.0	0.36	ug/L			05/26/21 16:02	1
2,2-Dichloropropane	<0.44		1.0	0.44	ug/L			05/26/21 16:02	1
1,1-Dichloropropene	<0.30		1.0	0.30	ug/L			05/26/21 16:02	1
Ethylbenzene	<0.18		0.50	0.18	ug/L			05/26/21 16:02	1
Hexachlorobutadiene	<0.45		1.0	0.45	ug/L			05/26/21 16:02	1
Isopropylbenzene	<0.39		1.0	0.39	ug/L			05/26/21 16:02	1
Isopropyl ether	<0.28		1.0	0.28	ug/L			05/26/21 16:02	1
Methylene Chloride	1.9 J		5.0	1.6	ug/L			05/26/21 16:02	1
Methyl tert-butyl ether	<0.39		1.0	0.39	ug/L			05/26/21 16:02	1
Naphthalene	<0.34		1.0	0.34	ug/L			05/26/21 16:02	1
n-Butylbenzene	<0.39		1.0	0.39	ug/L			05/26/21 16:02	1
N-Propylbenzene	<0.41		1.0	0.41	ug/L			05/26/21 16:02	1
p-Isopropyltoluene	<0.36		1.0	0.36	ug/L			05/26/21 16:02	1
sec-Butylbenzene	<0.40		1.0	0.40	ug/L			05/26/21 16:02	1
Styrene	<0.39		1.0	0.39	ug/L			05/26/21 16:02	1
tert-Butylbenzene	<0.40		1.0	0.40	ug/L			05/26/21 16:02	1
1,1,1,2-Tetrachloroethane	<0.46		1.0	0.46	ug/L			05/26/21 16:02	1
1,1,1,2,2-Tetrachloroethane	<0.40		1.0	0.40	ug/L			05/26/21 16:02	1
Tetrachloroethene	1.2		1.0	0.37	ug/L			05/26/21 16:02	1
Toluene	<0.15		0.50	0.15	ug/L			05/26/21 16:02	1
trans-1,2-Dichloroethene	<0.35		1.0	0.35	ug/L			05/26/21 16:02	1
trans-1,3-Dichloropropene	<0.36		1.0	0.36	ug/L			05/26/21 16:02	1

Client Sample Results

Client: Tetra Tech GEO
 Project/Site: Sta-Rite Deerfield - 117-7469008.100

Job ID: 500-199215-1

Client Sample ID: MW-10I
Date Collected: 05/13/21 13:10
Date Received: 05/15/21 10:55

Lab Sample ID: 500-199215-5
Matrix: Water

Method: 8260B - Volatile Organic Compounds (GC/MS) (Continued)

Analyte	Result	Qualifier	RL	MDL	Unit	D	Prepared	Analyzed	Dil Fac
1,2,3-Trichlorobenzene	<0.46		1.0	0.46	ug/L			05/26/21 16:02	1
1,2,4-Trichlorobenzene	<0.34		1.0	0.34	ug/L			05/26/21 16:02	1
1,1,1-Trichloroethane	72		1.0	0.38	ug/L			05/26/21 16:02	1
1,1,2-Trichloroethane	<0.35		1.0	0.35	ug/L			05/26/21 16:02	1
Trichloroethene	23		0.50	0.16	ug/L			05/26/21 16:02	1
Trichlorofluoromethane	<0.43		1.0	0.43	ug/L			05/26/21 16:02	1
1,2,3-Trichloropropane	<0.41		2.0	0.41	ug/L			05/26/21 16:02	1
1,2,4-Trimethylbenzene	<0.36		1.0	0.36	ug/L			05/26/21 16:02	1
1,3,5-Trimethylbenzene	<0.25		1.0	0.25	ug/L			05/26/21 16:02	1
Vinyl chloride	<0.20		1.0	0.20	ug/L			05/26/21 16:02	1
Xylenes, Total	<0.22		1.0	0.22	ug/L			05/26/21 16:02	1
Surrogate	%Recovery	Qualifier	Limits				Prepared	Analyzed	Dil Fac
4-Bromofluorobenzene (Surr)	92		72 - 124					05/26/21 16:02	1
Dibromofluoromethane	108		75 - 120					05/26/21 16:02	1
1,2-Dichloroethane-d4 (Surr)	103		75 - 126					05/26/21 16:02	1
Toluene-d8 (Surr)	101		75 - 120					05/26/21 16:02	1

Client Sample Results

Client: Tetra Tech GEO
 Project/Site: Sta-Rite Deerfield - 117-7469008.100

Job ID: 500-199215-1

Client Sample ID: MW-10S

Lab Sample ID: 500-199215-6

Date Collected: 05/13/21 13:20

Matrix: Water

Date Received: 05/15/21 10:55

Method: 8260B - Volatile Organic Compounds (GC/MS)

Analyte	Result	Qualifier	RL	MDL	Unit	D	Prepared	Analyzed	Dil Fac
Benzene	<0.15		0.50	0.15	ug/L			05/26/21 16:29	1
Bromobenzene	<0.36		1.0	0.36	ug/L			05/26/21 16:29	1
Bromochloromethane	<0.43		1.0	0.43	ug/L			05/26/21 16:29	1
Bromodichloromethane	<0.37		1.0	0.37	ug/L			05/26/21 16:29	1
Bromoform	<0.48		1.0	0.48	ug/L			05/26/21 16:29	1
Bromomethane	<0.80		3.0	0.80	ug/L			05/26/21 16:29	1
Carbon tetrachloride	<0.38		1.0	0.38	ug/L			05/26/21 16:29	1
Chlorobenzene	<0.39		1.0	0.39	ug/L			05/26/21 16:29	1
Chloroethane	<0.51		1.0	0.51	ug/L			05/26/21 16:29	1
Chloroform	<0.37		2.0	0.37	ug/L			05/26/21 16:29	1
Chloromethane	<0.32		1.0	0.32	ug/L			05/26/21 16:29	1
2-Chlorotoluene	<0.31		1.0	0.31	ug/L			05/26/21 16:29	1
4-Chlorotoluene	<0.35		1.0	0.35	ug/L			05/26/21 16:29	1
cis-1,2-Dichloroethene	<0.41		1.0	0.41	ug/L			05/26/21 16:29	1
cis-1,3-Dichloropropene	<0.42		1.0	0.42	ug/L			05/26/21 16:29	1
Dibromochloromethane	<0.49		1.0	0.49	ug/L			05/26/21 16:29	1
1,2-Dibromo-3-Chloropropane	<2.0		5.0	2.0	ug/L			05/26/21 16:29	1
1,2-Dibromoethane	<0.39		1.0	0.39	ug/L			05/26/21 16:29	1
Dibromomethane	<0.27		1.0	0.27	ug/L			05/26/21 16:29	1
1,2-Dichlorobenzene	<0.33		1.0	0.33	ug/L			05/26/21 16:29	1
1,3-Dichlorobenzene	<0.40		1.0	0.40	ug/L			05/26/21 16:29	1
1,4-Dichlorobenzene	<0.36		1.0	0.36	ug/L			05/26/21 16:29	1
Dichlorodifluoromethane	<0.67		3.0	0.67	ug/L			05/26/21 16:29	1
1,1-Dichloroethane	<0.41		1.0	0.41	ug/L			05/26/21 16:29	1
1,2-Dichloroethane	<0.39		1.0	0.39	ug/L			05/26/21 16:29	1
1,1-Dichloroethene	<0.39		1.0	0.39	ug/L			05/26/21 16:29	1
1,2-Dichloropropane	<0.43		1.0	0.43	ug/L			05/26/21 16:29	1
1,3-Dichloropropane	<0.36		1.0	0.36	ug/L			05/26/21 16:29	1
2,2-Dichloropropane	<0.44		1.0	0.44	ug/L			05/26/21 16:29	1
1,1-Dichloropropene	<0.30		1.0	0.30	ug/L			05/26/21 16:29	1
Ethylbenzene	<0.18		0.50	0.18	ug/L			05/26/21 16:29	1
Hexachlorobutadiene	<0.45		1.0	0.45	ug/L			05/26/21 16:29	1
Isopropylbenzene	<0.39		1.0	0.39	ug/L			05/26/21 16:29	1
Isopropyl ether	<0.28		1.0	0.28	ug/L			05/26/21 16:29	1
Methylene Chloride	1.7 J		5.0	1.6	ug/L			05/26/21 16:29	1
Methyl tert-butyl ether	<0.39		1.0	0.39	ug/L			05/26/21 16:29	1
Naphthalene	<0.34		1.0	0.34	ug/L			05/26/21 16:29	1
n-Butylbenzene	<0.39		1.0	0.39	ug/L			05/26/21 16:29	1
N-Propylbenzene	<0.41		1.0	0.41	ug/L			05/26/21 16:29	1
p-Isopropyltoluene	<0.36		1.0	0.36	ug/L			05/26/21 16:29	1
sec-Butylbenzene	<0.40		1.0	0.40	ug/L			05/26/21 16:29	1
Styrene	<0.39		1.0	0.39	ug/L			05/26/21 16:29	1
tert-Butylbenzene	<0.40		1.0	0.40	ug/L			05/26/21 16:29	1
1,1,1,2-Tetrachloroethane	<0.46		1.0	0.46	ug/L			05/26/21 16:29	1
1,1,2,2-Tetrachloroethane	<0.40		1.0	0.40	ug/L			05/26/21 16:29	1
Tetrachloroethene	<0.37		1.0	0.37	ug/L			05/26/21 16:29	1
Toluene	<0.15		0.50	0.15	ug/L			05/26/21 16:29	1
trans-1,2-Dichloroethene	<0.35		1.0	0.35	ug/L			05/26/21 16:29	1
trans-1,3-Dichloropropene	<0.36		1.0	0.36	ug/L			05/26/21 16:29	1

Eurofins TestAmerica, Chicago

Client Sample Results

Client: Tetra Tech GEO
 Project/Site: Sta-Rite Deerfield - 117-7469008.100

Job ID: 500-199215-1

Client Sample ID: MW-10S

Lab Sample ID: 500-199215-6

Date Collected: 05/13/21 13:20

Matrix: Water

Date Received: 05/15/21 10:55

Method: 8260B - Volatile Organic Compounds (GC/MS) (Continued)

Analyte	Result	Qualifier	RL	MDL	Unit	D	Prepared	Analyzed	Dil Fac
1,2,3-Trichlorobenzene	<0.46		1.0	0.46	ug/L			05/26/21 16:29	1
1,2,4-Trichlorobenzene	<0.34		1.0	0.34	ug/L			05/26/21 16:29	1
1,1,1-Trichloroethane	<0.38		1.0	0.38	ug/L			05/26/21 16:29	1
1,1,2-Trichloroethane	<0.35		1.0	0.35	ug/L			05/26/21 16:29	1
Trichloroethene	<0.16		0.50	0.16	ug/L			05/26/21 16:29	1
Trichlorofluoromethane	<0.43		1.0	0.43	ug/L			05/26/21 16:29	1
1,2,3-Trichloropropane	<0.41		2.0	0.41	ug/L			05/26/21 16:29	1
1,2,4-Trimethylbenzene	<0.36		1.0	0.36	ug/L			05/26/21 16:29	1
1,3,5-Trimethylbenzene	<0.25		1.0	0.25	ug/L			05/26/21 16:29	1
Vinyl chloride	<0.20		1.0	0.20	ug/L			05/26/21 16:29	1
Xylenes, Total	<0.22		1.0	0.22	ug/L			05/26/21 16:29	1

Surrogate	%Recovery	Qualifier	Limits	Prepared	Analyzed	Dil Fac
4-Bromofluorobenzene (Surr)	92		72 - 124		05/26/21 16:29	1
Dibromofluoromethane	108		75 - 120		05/26/21 16:29	1
1,2-Dichloroethane-d4 (Surr)	104		75 - 126		05/26/21 16:29	1
Toluene-d8 (Surr)	99		75 - 120		05/26/21 16:29	1

Client Sample Results

Client: Tetra Tech GEO
 Project/Site: Sta-Rite Deerfield - 117-7469008.100

Job ID: 500-199215-1

Client Sample ID: MW-15D

Lab Sample ID: 500-199215-7

Date Collected: 05/13/21 14:15

Matrix: Water

Date Received: 05/15/21 10:55

Method: 8260B - Volatile Organic Compounds (GC/MS)

Analyte	Result	Qualifier	RL	MDL	Unit	D	Prepared	Analyzed	Dil Fac
Benzene	<0.29		1.0	0.29	ug/L			05/26/21 16:56	2
Bromobenzene	<0.71		2.0	0.71	ug/L			05/26/21 16:56	2
Bromochloromethane	<0.86		2.0	0.86	ug/L			05/26/21 16:56	2
Bromodichloromethane	<0.74		2.0	0.74	ug/L			05/26/21 16:56	2
Bromoform	<0.97		2.0	0.97	ug/L			05/26/21 16:56	2
Bromomethane	<1.6		6.0	1.6	ug/L			05/26/21 16:56	2
Carbon tetrachloride	<0.77		2.0	0.77	ug/L			05/26/21 16:56	2
Chlorobenzene	<0.77		2.0	0.77	ug/L			05/26/21 16:56	2
Chloroethane	<1.0		2.0	1.0	ug/L			05/26/21 16:56	2
Chloroform	<0.74		4.0	0.74	ug/L			05/26/21 16:56	2
Chloromethane	<0.64		2.0	0.64	ug/L			05/26/21 16:56	2
2-Chlorotoluene	<0.63		2.0	0.63	ug/L			05/26/21 16:56	2
4-Chlorotoluene	<0.70		2.0	0.70	ug/L			05/26/21 16:56	2
cis-1,3-Dichloropropene	<0.83		2.0	0.83	ug/L			05/26/21 16:56	2
Dibromochloromethane	<0.98		2.0	0.98	ug/L			05/26/21 16:56	2
1,2-Dibromo-3-Chloropropane	<4.0		10	4.0	ug/L			05/26/21 16:56	2
1,2-Dibromoethane	<0.77		2.0	0.77	ug/L			05/26/21 16:56	2
Dibromomethane	<0.54		2.0	0.54	ug/L			05/26/21 16:56	2
1,2-Dichlorobenzene	<0.67		2.0	0.67	ug/L			05/26/21 16:56	2
1,3-Dichlorobenzene	<0.80		2.0	0.80	ug/L			05/26/21 16:56	2
1,4-Dichlorobenzene	<0.73		2.0	0.73	ug/L			05/26/21 16:56	2
Dichlorodifluoromethane	<1.3		6.0	1.3	ug/L			05/26/21 16:56	2
1,1-Dichloroethane	<0.82		2.0	0.82	ug/L			05/26/21 16:56	2
1,2-Dichloroethane	<0.78		2.0	0.78	ug/L			05/26/21 16:56	2
1,1-Dichloroethene	1.9	J	2.0	0.78	ug/L			05/26/21 16:56	2
1,2-Dichloropropane	<0.86		2.0	0.86	ug/L			05/26/21 16:56	2
1,3-Dichloropropane	<0.72		2.0	0.72	ug/L			05/26/21 16:56	2
2,2-Dichloropropane	<0.89		2.0	0.89	ug/L			05/26/21 16:56	2
1,1-Dichloropropene	<0.59		2.0	0.59	ug/L			05/26/21 16:56	2
Ethylbenzene	<0.37		1.0	0.37	ug/L			05/26/21 16:56	2
Hexachlorobutadiene	<0.89		2.0	0.89	ug/L			05/26/21 16:56	2
Isopropylbenzene	<0.77		2.0	0.77	ug/L			05/26/21 16:56	2
Isopropyl ether	<0.55		2.0	0.55	ug/L			05/26/21 16:56	2
Methylene Chloride	3.6	J	10	3.3	ug/L			05/26/21 16:56	2
Methyl tert-butyl ether	<0.79		2.0	0.79	ug/L			05/26/21 16:56	2
Naphthalene	<0.67		2.0	0.67	ug/L			05/26/21 16:56	2
n-Butylbenzene	<0.78		2.0	0.78	ug/L			05/26/21 16:56	2
N-Propylbenzene	<0.83		2.0	0.83	ug/L			05/26/21 16:56	2
p-Isopropyltoluene	<0.72		2.0	0.72	ug/L			05/26/21 16:56	2
sec-Butylbenzene	<0.80		2.0	0.80	ug/L			05/26/21 16:56	2
Styrene	<0.77		2.0	0.77	ug/L			05/26/21 16:56	2
tert-Butylbenzene	<0.80		2.0	0.80	ug/L			05/26/21 16:56	2
1,1,1,2-Tetrachloroethane	<0.92		2.0	0.92	ug/L			05/26/21 16:56	2
1,1,1,2,2-Tetrachloroethane	<0.80		2.0	0.80	ug/L			05/26/21 16:56	2
Tetrachloroethene	<0.74		2.0	0.74	ug/L			05/26/21 16:56	2
Toluene	<0.30		1.0	0.30	ug/L			05/26/21 16:56	2
trans-1,2-Dichloroethene	2.6		2.0	0.70	ug/L			05/26/21 16:56	2
trans-1,3-Dichloropropene	<0.72		2.0	0.72	ug/L			05/26/21 16:56	2
1,2,3-Trichlorobenzene	<0.92		2.0	0.92	ug/L			05/26/21 16:56	2

Client Sample Results

Client: Tetra Tech GEO
 Project/Site: Sta-Rite Deerfield - 117-7469008.100

Job ID: 500-199215-1

Client Sample ID: MW-15D

Lab Sample ID: 500-199215-7

Date Collected: 05/13/21 14:15

Matrix: Water

Date Received: 05/15/21 10:55

Method: 8260B - Volatile Organic Compounds (GC/MS) (Continued)

Analyte	Result	Qualifier	RL	MDL	Unit	D	Prepared	Analyzed	Dil Fac
1,2,4-Trichlorobenzene	<0.68		2.0	0.68	ug/L			05/26/21 16:56	2
1,1,1-Trichloroethane	<0.76		2.0	0.76	ug/L			05/26/21 16:56	2
1,1,2-Trichloroethane	<0.70		2.0	0.70	ug/L			05/26/21 16:56	2
Trichloroethene	150		1.0	0.33	ug/L			05/26/21 16:56	2
Trichlorofluoromethane	<0.85		2.0	0.85	ug/L			05/26/21 16:56	2
1,2,3-Trichloropropane	<0.83		4.0	0.83	ug/L			05/26/21 16:56	2
1,2,4-Trimethylbenzene	<0.72		2.0	0.72	ug/L			05/26/21 16:56	2
1,3,5-Trimethylbenzene	<0.51		2.0	0.51	ug/L			05/26/21 16:56	2
Vinyl chloride	<0.41		2.0	0.41	ug/L			05/26/21 16:56	2
Xylenes, Total	<0.44		2.0	0.44	ug/L			05/26/21 16:56	2

Surrogate	%Recovery	Qualifier	Limits	Prepared	Analyzed	Dil Fac
4-Bromofluorobenzene (Surr)	92		72 - 124		05/26/21 16:56	2
Dibromofluoromethane	108		75 - 120		05/26/21 16:56	2
1,2-Dichloroethane-d4 (Surr)	107		75 - 126		05/26/21 16:56	2
Toluene-d8 (Surr)	99		75 - 120		05/26/21 16:56	2

Method: 8260B - Volatile Organic Compounds (GC/MS) - DL

Analyte	Result	Qualifier	RL	MDL	Unit	D	Prepared	Analyzed	Dil Fac
cis-1,2-Dichloroethene	950		20	8.2	ug/L			05/26/21 17:22	20

Surrogate	%Recovery	Qualifier	Limits	Prepared	Analyzed	Dil Fac
4-Bromofluorobenzene (Surr)	95		72 - 124		05/26/21 17:22	20
Dibromofluoromethane	105		75 - 120		05/26/21 17:22	20
1,2-Dichloroethane-d4 (Surr)	103		75 - 126		05/26/21 17:22	20
Toluene-d8 (Surr)	97		75 - 120		05/26/21 17:22	20

Client Sample Results

Client: Tetra Tech GEO
 Project/Site: Sta-Rite Deerfield - 117-7469008.100

Job ID: 500-199215-1

Client Sample ID: MW-15D DUP

Lab Sample ID: 500-199215-8

Date Collected: 05/13/21 14:20

Matrix: Water

Date Received: 05/15/21 10:55

Method: 8260B - Volatile Organic Compounds (GC/MS)

Analyte	Result	Qualifier	RL	MDL	Unit	D	Prepared	Analyzed	Dil Fac
Benzene	<0.29		1.0	0.29	ug/L			05/26/21 17:49	2
Bromobenzene	<0.71		2.0	0.71	ug/L			05/26/21 17:49	2
Bromochloromethane	<0.86		2.0	0.86	ug/L			05/26/21 17:49	2
Bromodichloromethane	<0.74		2.0	0.74	ug/L			05/26/21 17:49	2
Bromoform	<0.97		2.0	0.97	ug/L			05/26/21 17:49	2
Bromomethane	<1.6		6.0	1.6	ug/L			05/26/21 17:49	2
Carbon tetrachloride	<0.77		2.0	0.77	ug/L			05/26/21 17:49	2
Chlorobenzene	<0.77		2.0	0.77	ug/L			05/26/21 17:49	2
Chloroethane	<1.0		2.0	1.0	ug/L			05/26/21 17:49	2
Chloroform	<0.74		4.0	0.74	ug/L			05/26/21 17:49	2
Chloromethane	<0.64		2.0	0.64	ug/L			05/26/21 17:49	2
2-Chlorotoluene	<0.63		2.0	0.63	ug/L			05/26/21 17:49	2
4-Chlorotoluene	<0.70		2.0	0.70	ug/L			05/26/21 17:49	2
cis-1,3-Dichloropropene	<0.83		2.0	0.83	ug/L			05/26/21 17:49	2
Dibromochloromethane	<0.98		2.0	0.98	ug/L			05/26/21 17:49	2
1,2-Dibromo-3-Chloropropane	<4.0		10	4.0	ug/L			05/26/21 17:49	2
1,2-Dibromoethane	<0.77		2.0	0.77	ug/L			05/26/21 17:49	2
Dibromomethane	<0.54		2.0	0.54	ug/L			05/26/21 17:49	2
1,2-Dichlorobenzene	<0.67		2.0	0.67	ug/L			05/26/21 17:49	2
1,3-Dichlorobenzene	<0.80		2.0	0.80	ug/L			05/26/21 17:49	2
1,4-Dichlorobenzene	<0.73		2.0	0.73	ug/L			05/26/21 17:49	2
Dichlorodifluoromethane	<1.3		6.0	1.3	ug/L			05/26/21 17:49	2
1,1-Dichloroethane	<0.82		2.0	0.82	ug/L			05/26/21 17:49	2
1,2-Dichloroethane	<0.78		2.0	0.78	ug/L			05/26/21 17:49	2
1,1-Dichloroethene	2.3		2.0	0.78	ug/L			05/26/21 17:49	2
1,2-Dichloropropane	<0.86		2.0	0.86	ug/L			05/26/21 17:49	2
1,3-Dichloropropane	<0.72		2.0	0.72	ug/L			05/26/21 17:49	2
2,2-Dichloropropane	<0.89		2.0	0.89	ug/L			05/26/21 17:49	2
1,1-Dichloropropene	<0.59		2.0	0.59	ug/L			05/26/21 17:49	2
Ethylbenzene	<0.37		1.0	0.37	ug/L			05/26/21 17:49	2
Hexachlorobutadiene	<0.89		2.0	0.89	ug/L			05/26/21 17:49	2
Isopropylbenzene	<0.77		2.0	0.77	ug/L			05/26/21 17:49	2
Isopropyl ether	<0.55		2.0	0.55	ug/L			05/26/21 17:49	2
Methylene Chloride	<3.3		10	3.3	ug/L			05/26/21 17:49	2
Methyl tert-butyl ether	<0.79		2.0	0.79	ug/L			05/26/21 17:49	2
Naphthalene	<0.67		2.0	0.67	ug/L			05/26/21 17:49	2
n-Butylbenzene	<0.78		2.0	0.78	ug/L			05/26/21 17:49	2
N-Propylbenzene	<0.83		2.0	0.83	ug/L			05/26/21 17:49	2
p-Isopropyltoluene	<0.72		2.0	0.72	ug/L			05/26/21 17:49	2
sec-Butylbenzene	<0.80		2.0	0.80	ug/L			05/26/21 17:49	2
Styrene	<0.77		2.0	0.77	ug/L			05/26/21 17:49	2
tert-Butylbenzene	<0.80		2.0	0.80	ug/L			05/26/21 17:49	2
1,1,1,2-Tetrachloroethane	<0.92		2.0	0.92	ug/L			05/26/21 17:49	2
1,1,1,2,2-Tetrachloroethane	<0.80		2.0	0.80	ug/L			05/26/21 17:49	2
Tetrachloroethene	<0.74		2.0	0.74	ug/L			05/26/21 17:49	2
Toluene	<0.30		1.0	0.30	ug/L			05/26/21 17:49	2
trans-1,2-Dichloroethene	2.1		2.0	0.70	ug/L			05/26/21 17:49	2
trans-1,3-Dichloropropene	<0.72		2.0	0.72	ug/L			05/26/21 17:49	2
1,2,3-Trichlorobenzene	<0.92		2.0	0.92	ug/L			05/26/21 17:49	2

Client Sample Results

Client: Tetra Tech GEO
 Project/Site: Sta-Rite Deerfield - 117-7469008.100

Job ID: 500-199215-1

Client Sample ID: MW-15D DUP

Lab Sample ID: 500-199215-8

Date Collected: 05/13/21 14:20

Matrix: Water

Date Received: 05/15/21 10:55

Method: 8260B - Volatile Organic Compounds (GC/MS) (Continued)

Analyte	Result	Qualifier	RL	MDL	Unit	D	Prepared	Analyzed	Dil Fac
1,2,4-Trichlorobenzene	<0.68		2.0	0.68	ug/L			05/26/21 17:49	2
1,1,1-Trichloroethane	<0.76		2.0	0.76	ug/L			05/26/21 17:49	2
1,1,2-Trichloroethane	<0.70		2.0	0.70	ug/L			05/26/21 17:49	2
Trichloroethene	160		1.0	0.33	ug/L			05/26/21 17:49	2
Trichlorofluoromethane	<0.85		2.0	0.85	ug/L			05/26/21 17:49	2
1,2,3-Trichloropropane	<0.83		4.0	0.83	ug/L			05/26/21 17:49	2
1,2,4-Trimethylbenzene	<0.72		2.0	0.72	ug/L			05/26/21 17:49	2
1,3,5-Trimethylbenzene	<0.51		2.0	0.51	ug/L			05/26/21 17:49	2
Vinyl chloride	<0.41		2.0	0.41	ug/L			05/26/21 17:49	2
Xylenes, Total	<0.44		2.0	0.44	ug/L			05/26/21 17:49	2

Surrogate	%Recovery	Qualifier	Limits	Prepared	Analyzed	Dil Fac
4-Bromofluorobenzene (Surr)	92		72 - 124		05/26/21 17:49	2
Dibromofluoromethane	108		75 - 120		05/26/21 17:49	2
1,2-Dichloroethane-d4 (Surr)	104		75 - 126		05/26/21 17:49	2
Toluene-d8 (Surr)	99		75 - 120		05/26/21 17:49	2

Method: 8260B - Volatile Organic Compounds (GC/MS) - DL

Analyte	Result	Qualifier	RL	MDL	Unit	D	Prepared	Analyzed	Dil Fac
cis-1,2-Dichloroethene	890		20	8.2	ug/L			05/26/21 18:16	20

Surrogate	%Recovery	Qualifier	Limits	Prepared	Analyzed	Dil Fac
4-Bromofluorobenzene (Surr)	92		72 - 124		05/26/21 18:16	20
Dibromofluoromethane	110		75 - 120		05/26/21 18:16	20
1,2-Dichloroethane-d4 (Surr)	105		75 - 126		05/26/21 18:16	20
Toluene-d8 (Surr)	98		75 - 120		05/26/21 18:16	20

Client Sample Results

Client: Tetra Tech GEO
 Project/Site: Sta-Rite Deerfield - 117-7469008.100

Job ID: 500-199215-1

Client Sample ID: TRIP BLANK

Lab Sample ID: 500-199215-9

Date Collected: 05/12/21 00:00

Matrix: Water

Date Received: 05/15/21 10:55

Method: 8260B - Volatile Organic Compounds (GC/MS)

Analyte	Result	Qualifier	RL	MDL	Unit	D	Prepared	Analyzed	Dil Fac
Benzene	<0.15		0.50	0.15	ug/L			05/25/21 23:06	1
Bromobenzene	<0.36		1.0	0.36	ug/L			05/25/21 23:06	1
Bromochloromethane	<0.43		1.0	0.43	ug/L			05/25/21 23:06	1
Bromodichloromethane	<0.37		1.0	0.37	ug/L			05/25/21 23:06	1
Bromoform	<0.48		1.0	0.48	ug/L			05/25/21 23:06	1
Bromomethane	<0.80		3.0	0.80	ug/L			05/25/21 23:06	1
Carbon tetrachloride	<0.38		1.0	0.38	ug/L			05/25/21 23:06	1
Chlorobenzene	<0.39		1.0	0.39	ug/L			05/25/21 23:06	1
Chloroethane	<0.51		1.0	0.51	ug/L			05/25/21 23:06	1
Chloroform	<0.37		2.0	0.37	ug/L			05/25/21 23:06	1
Chloromethane	<0.32		1.0	0.32	ug/L			05/25/21 23:06	1
2-Chlorotoluene	<0.31		1.0	0.31	ug/L			05/25/21 23:06	1
4-Chlorotoluene	<0.35		1.0	0.35	ug/L			05/25/21 23:06	1
cis-1,2-Dichloroethene	<0.41		1.0	0.41	ug/L			05/25/21 23:06	1
cis-1,3-Dichloropropene	<0.42		1.0	0.42	ug/L			05/25/21 23:06	1
Dibromochloromethane	<0.49		1.0	0.49	ug/L			05/25/21 23:06	1
1,2-Dibromo-3-Chloropropane	<2.0		5.0	2.0	ug/L			05/25/21 23:06	1
1,2-Dibromoethane	<0.39		1.0	0.39	ug/L			05/25/21 23:06	1
Dibromomethane	<0.27		1.0	0.27	ug/L			05/25/21 23:06	1
1,2-Dichlorobenzene	<0.33		1.0	0.33	ug/L			05/25/21 23:06	1
1,3-Dichlorobenzene	<0.40		1.0	0.40	ug/L			05/25/21 23:06	1
1,4-Dichlorobenzene	<0.36		1.0	0.36	ug/L			05/25/21 23:06	1
Dichlorodifluoromethane	<0.67		3.0	0.67	ug/L			05/25/21 23:06	1
1,1-Dichloroethane	<0.41		1.0	0.41	ug/L			05/25/21 23:06	1
1,2-Dichloroethane	<0.39		1.0	0.39	ug/L			05/25/21 23:06	1
1,1-Dichloroethene	<0.39		1.0	0.39	ug/L			05/25/21 23:06	1
1,2-Dichloropropane	<0.43		1.0	0.43	ug/L			05/25/21 23:06	1
1,3-Dichloropropane	<0.36		1.0	0.36	ug/L			05/25/21 23:06	1
2,2-Dichloropropane	<0.44		1.0	0.44	ug/L			05/25/21 23:06	1
1,1-Dichloropropene	<0.30		1.0	0.30	ug/L			05/25/21 23:06	1
Ethylbenzene	<0.18		0.50	0.18	ug/L			05/25/21 23:06	1
Hexachlorobutadiene	<0.45		1.0	0.45	ug/L			05/25/21 23:06	1
Isopropylbenzene	<0.39		1.0	0.39	ug/L			05/25/21 23:06	1
Isopropyl ether	<0.28		1.0	0.28	ug/L			05/25/21 23:06	1
Methylene Chloride	<1.6		5.0	1.6	ug/L			05/25/21 23:06	1
Methyl tert-butyl ether	<0.39		1.0	0.39	ug/L			05/25/21 23:06	1
Naphthalene	<0.34		1.0	0.34	ug/L			05/25/21 23:06	1
n-Butylbenzene	<0.39		1.0	0.39	ug/L			05/25/21 23:06	1
N-Propylbenzene	<0.41		1.0	0.41	ug/L			05/25/21 23:06	1
p-Isopropyltoluene	<0.36		1.0	0.36	ug/L			05/25/21 23:06	1
sec-Butylbenzene	<0.40		1.0	0.40	ug/L			05/25/21 23:06	1
Styrene	<0.39		1.0	0.39	ug/L			05/25/21 23:06	1
tert-Butylbenzene	<0.40		1.0	0.40	ug/L			05/25/21 23:06	1
1,1,1,2-Tetrachloroethane	<0.46		1.0	0.46	ug/L			05/25/21 23:06	1
1,1,2,2-Tetrachloroethane	<0.40		1.0	0.40	ug/L			05/25/21 23:06	1
Tetrachloroethene	<0.37		1.0	0.37	ug/L			05/25/21 23:06	1
Toluene	<0.15		0.50	0.15	ug/L			05/25/21 23:06	1
trans-1,2-Dichloroethene	<0.35		1.0	0.35	ug/L			05/25/21 23:06	1
trans-1,3-Dichloropropene	<0.36		1.0	0.36	ug/L			05/25/21 23:06	1

Client Sample Results

Client: Tetra Tech GEO
 Project/Site: Sta-Rite Deerfield - 117-7469008.100

Job ID: 500-199215-1

Client Sample ID: TRIP BLANK

Lab Sample ID: 500-199215-9

Date Collected: 05/12/21 00:00

Matrix: Water

Date Received: 05/15/21 10:55

Method: 8260B - Volatile Organic Compounds (GC/MS) (Continued)

Analyte	Result	Qualifier	RL	MDL	Unit	D	Prepared	Analyzed	Dil Fac
1,2,3-Trichlorobenzene	<0.46		1.0	0.46	ug/L			05/25/21 23:06	1
1,2,4-Trichlorobenzene	<0.34		1.0	0.34	ug/L			05/25/21 23:06	1
1,1,1-Trichloroethane	<0.38		1.0	0.38	ug/L			05/25/21 23:06	1
1,1,2-Trichloroethane	<0.35		1.0	0.35	ug/L			05/25/21 23:06	1
Trichloroethene	<0.16		0.50	0.16	ug/L			05/25/21 23:06	1
Trichlorofluoromethane	<0.43		1.0	0.43	ug/L			05/25/21 23:06	1
1,2,3-Trichloropropane	<0.41		2.0	0.41	ug/L			05/25/21 23:06	1
1,2,4-Trimethylbenzene	<0.36		1.0	0.36	ug/L			05/25/21 23:06	1
1,3,5-Trimethylbenzene	<0.25		1.0	0.25	ug/L			05/25/21 23:06	1
Vinyl chloride	<0.20		1.0	0.20	ug/L			05/25/21 23:06	1
Xylenes, Total	<0.22		1.0	0.22	ug/L			05/25/21 23:06	1

Surrogate	%Recovery	Qualifier	Limits	Prepared	Analyzed	Dil Fac
4-Bromofluorobenzene (Surr)	95		72 - 124		05/25/21 23:06	1
Dibromofluoromethane	95		75 - 120		05/25/21 23:06	1
1,2-Dichloroethane-d4 (Surr)	99		75 - 126		05/25/21 23:06	1
Toluene-d8 (Surr)	95		75 - 120		05/25/21 23:06	1

Definitions/Glossary

Client: Tetra Tech GEO
Project/Site: Sta-Rite Deerfield - 117-7469008.100

Job ID: 500-199215-1

Qualifiers

GC/MS VOA

Qualifier	Qualifier Description
J	Result is less than the RL but greater than or equal to the MDL and the concentration is an approximate value.

Glossary

Abbreviation	These commonly used abbreviations may or may not be present in this report.
α	Listed under the "D" column to designate that the result is reported on a dry weight basis
%R	Percent Recovery
CFL	Contains Free Liquid
CFU	Colony Forming Unit
CNF	Contains No Free Liquid
DER	Duplicate Error Ratio (normalized absolute difference)
Dil Fac	Dilution Factor
DL	Detection Limit (DoD/DOE)
DL, RA, RE, IN	Indicates a Dilution, Re-analysis, Re-extraction, or additional Initial metals/anion analysis of the sample
DLC	Decision Level Concentration (Radiochemistry)
EDL	Estimated Detection Limit (Dioxin)
LOD	Limit of Detection (DoD/DOE)
LOQ	Limit of Quantitation (DoD/DOE)
MCL	EPA recommended "Maximum Contaminant Level"
MDA	Minimum Detectable Activity (Radiochemistry)
MDC	Minimum Detectable Concentration (Radiochemistry)
MDL	Method Detection Limit
ML	Minimum Level (Dioxin)
MPN	Most Probable Number
MQL	Method Quantitation Limit
NC	Not Calculated
ND	Not Detected at the reporting limit (or MDL or EDL if shown)
NEG	Negative / Absent
POS	Positive / Present
PQL	Practical Quantitation Limit
PRES	Presumptive
QC	Quality Control
RER	Relative Error Ratio (Radiochemistry)
RL	Reporting Limit or Requested Limit (Radiochemistry)
RPD	Relative Percent Difference, a measure of the relative difference between two points
TEF	Toxicity Equivalent Factor (Dioxin)
TEQ	Toxicity Equivalent Quotient (Dioxin)
TNTC	Too Numerous To Count

QC Association Summary

Client: Tetra Tech GEO
Project/Site: Sta-Rite Deerfield - 117-7469008.100

Job ID: 500-199215-1

GC/MS VOA

Analysis Batch: 600655

Lab Sample ID	Client Sample ID	Prep Type	Matrix	Method	Prep Batch
500-199215-1	MW-16D	Total/NA	Water	8260B	
500-199215-2	MW-17D	Total/NA	Water	8260B	
500-199215-2 - DL	MW-17D	Total/NA	Water	8260B	
MB 500-600655/8	Method Blank	Total/NA	Water	8260B	
LCS 500-600655/5	Lab Control Sample	Total/NA	Water	8260B	

Analysis Batch: 600736

Lab Sample ID	Client Sample ID	Prep Type	Matrix	Method	Prep Batch
500-199215-3	MW-14SR	Total/NA	Water	8260B	
500-199215-3 - DL	MW-14SR	Total/NA	Water	8260B	
500-199215-4	MW-14IR	Total/NA	Water	8260B	
500-199215-4 - DL	MW-14IR	Total/NA	Water	8260B	
500-199215-9	TRIP BLANK	Total/NA	Water	8260B	
MB 500-600736/6	Method Blank	Total/NA	Water	8260B	
LCS 500-600736/4	Lab Control Sample	Total/NA	Water	8260B	

Analysis Batch: 600971

Lab Sample ID	Client Sample ID	Prep Type	Matrix	Method	Prep Batch
500-199215-5	MW-10I	Total/NA	Water	8260B	
500-199215-6	MW-10S	Total/NA	Water	8260B	
500-199215-7	MW-15D	Total/NA	Water	8260B	
500-199215-7 - DL	MW-15D	Total/NA	Water	8260B	
500-199215-8	MW-15D DUP	Total/NA	Water	8260B	
500-199215-8 - DL	MW-15D DUP	Total/NA	Water	8260B	
MB 500-600971/6	Method Blank	Total/NA	Water	8260B	
LCS 500-600971/4	Lab Control Sample	Total/NA	Water	8260B	

Surrogate Summary

Client: Tetra Tech GEO
 Project/Site: Sta-Rite Deerfield - 117-7469008.100

Job ID: 500-199215-1

Method: 8260B - Volatile Organic Compounds (GC/MS)

Matrix: Water

Prep Type: Total/NA

Percent Surrogate Recovery (Acceptance Limits)

Lab Sample ID	Client Sample ID	Percent Surrogate Recovery (Acceptance Limits)			
		BFB (72-124)	DBFM (75-120)	DCA (75-126)	TOL (75-120)
500-199215-1	MW-16D	95	95	95	97
500-199215-2	MW-17D	95	96	98	96
500-199215-2 - DL	MW-17D	94	96	96	95
500-199215-3	MW-14SR	94	95	97	96
500-199215-3 - DL	MW-14SR	96	94	97	97
500-199215-4	MW-14IR	98	95	98	96
500-199215-4 - DL	MW-14IR	95	97	100	95
500-199215-5	MW-10I	92	108	103	101
500-199215-6	MW-10S	92	108	104	99
500-199215-7	MW-15D	92	108	107	99
500-199215-7 - DL	MW-15D	95	105	103	97
500-199215-8	MW-15D DUP	92	108	104	99
500-199215-8 - DL	MW-15D DUP	92	110	105	98
500-199215-9	TRIP BLANK	95	95	99	95
LCS 500-600655/5	Lab Control Sample	92	97	97	95
LCS 500-600736/4	Lab Control Sample	95	97	97	94
LCS 500-600971/4	Lab Control Sample	87	101	94	103
MB 500-600655/8	Method Blank	95	95	98	95
MB 500-600736/6	Method Blank	96	97	100	94
MB 500-600971/6	Method Blank	93	108	103	96

Surrogate Legend

- BFB = 4-Bromofluorobenzene (Surr)
- DBFM = Dibromofluoromethane
- DCA = 1,2-Dichloroethane-d4 (Surr)
- TOL = Toluene-d8 (Surr)

QC Sample Results

Client: Tetra Tech GEO
 Project/Site: Sta-Rite Deerfield - 117-7469008.100

Job ID: 500-199215-1

Method: 8260B - Volatile Organic Compounds (GC/MS)

Lab Sample ID: MB 500-600655/8
Matrix: Water
Analysis Batch: 600655

Client Sample ID: Method Blank
Prep Type: Total/NA

Analyte	MB	MB	RL	MDL	Unit	D	Prepared	Analyzed	Dil Fac
	Result	Qualifier							
Benzene	<0.15		0.50	0.15	ug/L			05/25/21 11:38	1
Bromobenzene	<0.36		1.0	0.36	ug/L			05/25/21 11:38	1
Bromochloromethane	<0.43		1.0	0.43	ug/L			05/25/21 11:38	1
Bromodichloromethane	<0.37		1.0	0.37	ug/L			05/25/21 11:38	1
Bromoform	<0.48		1.0	0.48	ug/L			05/25/21 11:38	1
Bromomethane	<0.80		3.0	0.80	ug/L			05/25/21 11:38	1
Carbon tetrachloride	<0.38		1.0	0.38	ug/L			05/25/21 11:38	1
Chlorobenzene	<0.39		1.0	0.39	ug/L			05/25/21 11:38	1
Chloroethane	<0.51		1.0	0.51	ug/L			05/25/21 11:38	1
Chloroform	<0.37		2.0	0.37	ug/L			05/25/21 11:38	1
Chloromethane	<0.32		1.0	0.32	ug/L			05/25/21 11:38	1
2-Chlorotoluene	<0.31		1.0	0.31	ug/L			05/25/21 11:38	1
4-Chlorotoluene	<0.35		1.0	0.35	ug/L			05/25/21 11:38	1
cis-1,2-Dichloroethene	<0.41		1.0	0.41	ug/L			05/25/21 11:38	1
cis-1,3-Dichloropropene	<0.42		1.0	0.42	ug/L			05/25/21 11:38	1
Dibromochloromethane	<0.49		1.0	0.49	ug/L			05/25/21 11:38	1
1,2-Dibromo-3-Chloropropane	<2.0		5.0	2.0	ug/L			05/25/21 11:38	1
1,2-Dibromoethane	<0.39		1.0	0.39	ug/L			05/25/21 11:38	1
Dibromomethane	<0.27		1.0	0.27	ug/L			05/25/21 11:38	1
1,2-Dichlorobenzene	<0.33		1.0	0.33	ug/L			05/25/21 11:38	1
1,3-Dichlorobenzene	<0.40		1.0	0.40	ug/L			05/25/21 11:38	1
1,4-Dichlorobenzene	<0.36		1.0	0.36	ug/L			05/25/21 11:38	1
Dichlorodifluoromethane	<0.67		3.0	0.67	ug/L			05/25/21 11:38	1
1,1-Dichloroethane	<0.41		1.0	0.41	ug/L			05/25/21 11:38	1
1,2-Dichloroethane	<0.39		1.0	0.39	ug/L			05/25/21 11:38	1
1,1-Dichloroethene	<0.39		1.0	0.39	ug/L			05/25/21 11:38	1
1,2-Dichloropropane	<0.43		1.0	0.43	ug/L			05/25/21 11:38	1
1,3-Dichloropropane	<0.36		1.0	0.36	ug/L			05/25/21 11:38	1
2,2-Dichloropropane	<0.44		1.0	0.44	ug/L			05/25/21 11:38	1
1,1-Dichloropropene	<0.30		1.0	0.30	ug/L			05/25/21 11:38	1
Ethylbenzene	<0.18		0.50	0.18	ug/L			05/25/21 11:38	1
Hexachlorobutadiene	<0.45		1.0	0.45	ug/L			05/25/21 11:38	1
Isopropylbenzene	<0.39		1.0	0.39	ug/L			05/25/21 11:38	1
Isopropyl ether	<0.28		1.0	0.28	ug/L			05/25/21 11:38	1
Methylene Chloride	<1.6		5.0	1.6	ug/L			05/25/21 11:38	1
Methyl tert-butyl ether	<0.39		1.0	0.39	ug/L			05/25/21 11:38	1
Naphthalene	<0.34		1.0	0.34	ug/L			05/25/21 11:38	1
n-Butylbenzene	<0.39		1.0	0.39	ug/L			05/25/21 11:38	1
N-Propylbenzene	<0.41		1.0	0.41	ug/L			05/25/21 11:38	1
p-Isopropyltoluene	<0.36		1.0	0.36	ug/L			05/25/21 11:38	1
sec-Butylbenzene	<0.40		1.0	0.40	ug/L			05/25/21 11:38	1
Styrene	<0.39		1.0	0.39	ug/L			05/25/21 11:38	1
tert-Butylbenzene	<0.40		1.0	0.40	ug/L			05/25/21 11:38	1
1,1,1,2-Tetrachloroethane	<0.46		1.0	0.46	ug/L			05/25/21 11:38	1
1,1,2,2-Tetrachloroethane	<0.40		1.0	0.40	ug/L			05/25/21 11:38	1
Tetrachloroethene	<0.37		1.0	0.37	ug/L			05/25/21 11:38	1
Toluene	<0.15		0.50	0.15	ug/L			05/25/21 11:38	1
trans-1,2-Dichloroethene	<0.35		1.0	0.35	ug/L			05/25/21 11:38	1

QC Sample Results

Client: Tetra Tech GEO
 Project/Site: Sta-Rite Deerfield - 117-7469008.100

Job ID: 500-199215-1

Method: 8260B - Volatile Organic Compounds (GC/MS) (Continued)

Lab Sample ID: MB 500-600655/8
Matrix: Water
Analysis Batch: 600655

Client Sample ID: Method Blank
Prep Type: Total/NA

Analyte	MB	MB	RL	MDL	Unit	D	Prepared	Analyzed	Dil Fac
	Result	Qualifier							
trans-1,3-Dichloropropene	<0.36		1.0	0.36	ug/L			05/25/21 11:38	1
1,2,3-Trichlorobenzene	<0.46		1.0	0.46	ug/L			05/25/21 11:38	1
1,2,4-Trichlorobenzene	<0.34		1.0	0.34	ug/L			05/25/21 11:38	1
1,1,1-Trichloroethane	<0.38		1.0	0.38	ug/L			05/25/21 11:38	1
1,1,2-Trichloroethane	<0.35		1.0	0.35	ug/L			05/25/21 11:38	1
Trichloroethene	<0.16		0.50	0.16	ug/L			05/25/21 11:38	1
Trichlorofluoromethane	<0.43		1.0	0.43	ug/L			05/25/21 11:38	1
1,2,3-Trichloropropane	<0.41		2.0	0.41	ug/L			05/25/21 11:38	1
1,2,4-Trimethylbenzene	<0.36		1.0	0.36	ug/L			05/25/21 11:38	1
1,3,5-Trimethylbenzene	<0.25		1.0	0.25	ug/L			05/25/21 11:38	1
Vinyl chloride	<0.20		1.0	0.20	ug/L			05/25/21 11:38	1
Xylenes, Total	<0.22		1.0	0.22	ug/L			05/25/21 11:38	1

Surrogate	MB	MB	Limits	Prepared	Analyzed	Dil Fac
	%Recovery	Qualifier				
4-Bromofluorobenzene (Surr)	95		72 - 124		05/25/21 11:38	1
Dibromofluoromethane	95		75 - 120		05/25/21 11:38	1
1,2-Dichloroethane-d4 (Surr)	98		75 - 126		05/25/21 11:38	1
Toluene-d8 (Surr)	95		75 - 120		05/25/21 11:38	1

Lab Sample ID: LCS 500-600655/5
Matrix: Water
Analysis Batch: 600655

Client Sample ID: Lab Control Sample
Prep Type: Total/NA

Analyte	Spike Added	LCS Result	LCS Qualifier	Unit	D	%Rec	%Rec. Limits
Bromobenzene	50.0	45.9		ug/L		92	70 - 122
Bromochloromethane	50.0	47.8		ug/L		96	65 - 122
Bromodichloromethane	50.0	44.4		ug/L		89	69 - 120
Bromoform	50.0	39.1		ug/L		78	56 - 132
Bromomethane	50.0	53.4		ug/L		107	40 - 152
Carbon tetrachloride	50.0	48.6		ug/L		97	59 - 133
Chlorobenzene	50.0	44.5		ug/L		89	70 - 120
Chloroethane	50.0	52.4		ug/L		105	48 - 136
Chloroform	50.0	43.7		ug/L		87	70 - 120
Chloromethane	50.0	60.5		ug/L		121	56 - 152
2-Chlorotoluene	50.0	44.4		ug/L		89	70 - 125
4-Chlorotoluene	50.0	44.4		ug/L		89	68 - 124
cis-1,2-Dichloroethene	50.0	45.4		ug/L		91	70 - 125
cis-1,3-Dichloropropene	50.0	43.0		ug/L		86	64 - 127
Dibromochloromethane	50.0	41.4		ug/L		83	68 - 125
1,2-Dibromo-3-Chloropropane	50.0	31.5		ug/L		63	56 - 123
1,2-Dibromoethane	50.0	45.0		ug/L		90	70 - 125
Dibromomethane	50.0	46.6		ug/L		93	70 - 120
1,2-Dichlorobenzene	50.0	42.6		ug/L		85	70 - 125
1,3-Dichlorobenzene	50.0	45.1		ug/L		90	70 - 125
1,4-Dichlorobenzene	50.0	44.4		ug/L		89	70 - 120
Dichlorodifluoromethane	50.0	49.4		ug/L		99	40 - 159
1,1-Dichloroethane	50.0	50.2		ug/L		100	70 - 125

Eurofins TestAmerica, Chicago

QC Sample Results

Client: Tetra Tech GEO
 Project/Site: Sta-Rite Deerfield - 117-7469008.100

Job ID: 500-199215-1

Method: 8260B - Volatile Organic Compounds (GC/MS) (Continued)

Lab Sample ID: LCS 500-600655/5
Matrix: Water
Analysis Batch: 600655

Client Sample ID: Lab Control Sample
Prep Type: Total/NA

Analyte	Spike Added	LCS Result	LCS Qualifier	Unit	D	%Rec	%Rec. Limits
1,2-Dichloroethane	50.0	46.3		ug/L		93	68 - 127
1,1-Dichloroethene	50.0	46.7		ug/L		93	67 - 122
1,2-Dichloropropane	50.0	51.4		ug/L		103	67 - 130
1,3-Dichloropropane	50.0	43.6		ug/L		87	62 - 136
2,2-Dichloropropane	50.0	50.0		ug/L		100	58 - 139
1,1-Dichloropropene	50.0	48.0		ug/L		96	70 - 121
Ethylbenzene	50.0	46.9		ug/L		94	70 - 123
Hexachlorobutadiene	50.0	38.5		ug/L		77	51 - 150
Isopropylbenzene	50.0	48.2		ug/L		96	70 - 126
Methylene Chloride	50.0	46.6		ug/L		93	69 - 125
Methyl tert-butyl ether	50.0	39.1		ug/L		78	55 - 123
Naphthalene	50.0	34.0		ug/L		68	53 - 144
n-Butylbenzene	50.0	44.5		ug/L		89	68 - 125
N-Propylbenzene	50.0	45.4		ug/L		91	69 - 127
p-Isopropyltoluene	50.0	46.3		ug/L		93	70 - 125
sec-Butylbenzene	50.0	45.9		ug/L		92	70 - 123
Styrene	50.0	46.2		ug/L		92	70 - 120
tert-Butylbenzene	50.0	46.0		ug/L		92	70 - 121
1,1,1,2-Tetrachloroethane	50.0	44.9		ug/L		90	70 - 125
1,1,2,2-Tetrachloroethane	50.0	42.4		ug/L		85	62 - 140
Tetrachloroethene	50.0	47.1		ug/L		94	70 - 128
Toluene	50.0	45.7		ug/L		91	70 - 125
trans-1,2-Dichloroethene	50.0	47.3		ug/L		95	70 - 125
trans-1,3-Dichloropropene	50.0	40.9		ug/L		82	62 - 128
1,2,3-Trichlorobenzene	50.0	37.6		ug/L		75	51 - 145
1,2,4-Trichlorobenzene	50.0	39.5		ug/L		79	57 - 137
1,1,1-Trichloroethane	50.0	46.7		ug/L		93	70 - 125
1,1,2-Trichloroethane	50.0	43.2		ug/L		86	71 - 130
Trichloroethene	50.0	49.8		ug/L		100	70 - 125
Trichlorofluoromethane	50.0	48.8		ug/L		98	55 - 128
1,2,3-Trichloropropane	50.0	44.3		ug/L		89	50 - 133
1,2,4-Trimethylbenzene	50.0	46.0		ug/L		92	70 - 123
1,3,5-Trimethylbenzene	50.0	46.2		ug/L		92	70 - 123
Vinyl chloride	50.0	51.7		ug/L		103	64 - 126
Xylenes, Total	100	87.8		ug/L		88	70 - 125

Surrogate	LCS %Recovery	LCS Qualifier	Limits
4-Bromofluorobenzene (Surr)	92		72 - 124
Dibromofluoromethane	97		75 - 120
1,2-Dichloroethane-d4 (Surr)	97		75 - 126
Toluene-d8 (Surr)	95		75 - 120

Lab Sample ID: MB 500-600736/6
Matrix: Water
Analysis Batch: 600736

Client Sample ID: Method Blank
Prep Type: Total/NA

Analyte	MB Result	MB Qualifier	RL	MDL	Unit	D	Prepared	Analyzed	Dil Fac
Benzene	<0.15		0.50	0.15	ug/L			05/25/21 22:41	1

Eurofins TestAmerica, Chicago

QC Sample Results

Client: Tetra Tech GEO
 Project/Site: Sta-Rite Deerfield - 117-7469008.100

Job ID: 500-199215-1

Method: 8260B - Volatile Organic Compounds (GC/MS) (Continued)

Lab Sample ID: MB 500-600736/6
Matrix: Water
Analysis Batch: 600736

Client Sample ID: Method Blank
Prep Type: Total/NA

Analyte	MB	MB	RL	MDL	Unit	D	Prepared	Analyzed	Dil Fac
	Result	Qualifier							
Bromobenzene	<0.36		1.0	0.36	ug/L			05/25/21 22:41	1
Bromochloromethane	<0.43		1.0	0.43	ug/L			05/25/21 22:41	1
Bromodichloromethane	<0.37		1.0	0.37	ug/L			05/25/21 22:41	1
Bromoform	<0.48		1.0	0.48	ug/L			05/25/21 22:41	1
Bromomethane	<0.80		3.0	0.80	ug/L			05/25/21 22:41	1
Carbon tetrachloride	<0.38		1.0	0.38	ug/L			05/25/21 22:41	1
Chlorobenzene	<0.39		1.0	0.39	ug/L			05/25/21 22:41	1
Chloroethane	<0.51		1.0	0.51	ug/L			05/25/21 22:41	1
Chloroform	<0.37		2.0	0.37	ug/L			05/25/21 22:41	1
Chloromethane	<0.32		1.0	0.32	ug/L			05/25/21 22:41	1
2-Chlorotoluene	<0.31		1.0	0.31	ug/L			05/25/21 22:41	1
4-Chlorotoluene	<0.35		1.0	0.35	ug/L			05/25/21 22:41	1
cis-1,2-Dichloroethene	<0.41		1.0	0.41	ug/L			05/25/21 22:41	1
cis-1,3-Dichloropropene	<0.42		1.0	0.42	ug/L			05/25/21 22:41	1
Dibromochloromethane	<0.49		1.0	0.49	ug/L			05/25/21 22:41	1
1,2-Dibromo-3-Chloropropane	<2.0		5.0	2.0	ug/L			05/25/21 22:41	1
1,2-Dibromoethane	<0.39		1.0	0.39	ug/L			05/25/21 22:41	1
Dibromomethane	<0.27		1.0	0.27	ug/L			05/25/21 22:41	1
1,2-Dichlorobenzene	<0.33		1.0	0.33	ug/L			05/25/21 22:41	1
1,3-Dichlorobenzene	<0.40		1.0	0.40	ug/L			05/25/21 22:41	1
1,4-Dichlorobenzene	<0.36		1.0	0.36	ug/L			05/25/21 22:41	1
Dichlorodifluoromethane	<0.67		3.0	0.67	ug/L			05/25/21 22:41	1
1,1-Dichloroethane	<0.41		1.0	0.41	ug/L			05/25/21 22:41	1
1,2-Dichloroethane	<0.39		1.0	0.39	ug/L			05/25/21 22:41	1
1,1-Dichloroethene	<0.39		1.0	0.39	ug/L			05/25/21 22:41	1
1,2-Dichloropropane	<0.43		1.0	0.43	ug/L			05/25/21 22:41	1
1,3-Dichloropropane	<0.36		1.0	0.36	ug/L			05/25/21 22:41	1
2,2-Dichloropropane	<0.44		1.0	0.44	ug/L			05/25/21 22:41	1
1,1-Dichloropropene	<0.30		1.0	0.30	ug/L			05/25/21 22:41	1
Ethylbenzene	<0.18		0.50	0.18	ug/L			05/25/21 22:41	1
Hexachlorobutadiene	<0.45		1.0	0.45	ug/L			05/25/21 22:41	1
Isopropylbenzene	<0.39		1.0	0.39	ug/L			05/25/21 22:41	1
Isopropyl ether	<0.28		1.0	0.28	ug/L			05/25/21 22:41	1
Methylene Chloride	<1.6		5.0	1.6	ug/L			05/25/21 22:41	1
Methyl tert-butyl ether	<0.39		1.0	0.39	ug/L			05/25/21 22:41	1
Naphthalene	<0.34		1.0	0.34	ug/L			05/25/21 22:41	1
n-Butylbenzene	<0.39		1.0	0.39	ug/L			05/25/21 22:41	1
N-Propylbenzene	<0.41		1.0	0.41	ug/L			05/25/21 22:41	1
p-Isopropyltoluene	<0.36		1.0	0.36	ug/L			05/25/21 22:41	1
sec-Butylbenzene	<0.40		1.0	0.40	ug/L			05/25/21 22:41	1
Styrene	<0.39		1.0	0.39	ug/L			05/25/21 22:41	1
tert-Butylbenzene	<0.40		1.0	0.40	ug/L			05/25/21 22:41	1
1,1,1,2-Tetrachloroethane	<0.46		1.0	0.46	ug/L			05/25/21 22:41	1
1,1,2,2-Tetrachloroethane	<0.40		1.0	0.40	ug/L			05/25/21 22:41	1
Tetrachloroethene	<0.37		1.0	0.37	ug/L			05/25/21 22:41	1
Toluene	<0.15		0.50	0.15	ug/L			05/25/21 22:41	1
trans-1,2-Dichloroethene	<0.35		1.0	0.35	ug/L			05/25/21 22:41	1
trans-1,3-Dichloropropene	<0.36		1.0	0.36	ug/L			05/25/21 22:41	1
1,2,3-Trichlorobenzene	<0.46		1.0	0.46	ug/L			05/25/21 22:41	1

Eurofins TestAmerica, Chicago

QC Sample Results

Client: Tetra Tech GEO
 Project/Site: Sta-Rite Deerfield - 117-7469008.100

Job ID: 500-199215-1

Method: 8260B - Volatile Organic Compounds (GC/MS) (Continued)

Lab Sample ID: MB 500-600736/6
Matrix: Water
Analysis Batch: 600736

Client Sample ID: Method Blank
Prep Type: Total/NA

Analyte	MB MB		RL	MDL	Unit	D	Prepared	Analyzed	Dil Fac
	Result	Qualifier							
1,2,4-Trichlorobenzene	<0.34		1.0	0.34	ug/L			05/25/21 22:41	1
1,1,1-Trichloroethane	<0.38		1.0	0.38	ug/L			05/25/21 22:41	1
1,1,2-Trichloroethane	<0.35		1.0	0.35	ug/L			05/25/21 22:41	1
Trichloroethene	<0.16		0.50	0.16	ug/L			05/25/21 22:41	1
Trichlorofluoromethane	<0.43		1.0	0.43	ug/L			05/25/21 22:41	1
1,2,3-Trichloropropane	<0.41		2.0	0.41	ug/L			05/25/21 22:41	1
1,2,4-Trimethylbenzene	<0.36		1.0	0.36	ug/L			05/25/21 22:41	1
1,3,5-Trimethylbenzene	<0.25		1.0	0.25	ug/L			05/25/21 22:41	1
Vinyl chloride	<0.20		1.0	0.20	ug/L			05/25/21 22:41	1
Xylenes, Total	<0.22		1.0	0.22	ug/L			05/25/21 22:41	1

Surrogate	MB MB		Limits	Prepared	Analyzed	Dil Fac
	%Recovery	Qualifier				
4-Bromofluorobenzene (Surr)	96		72 - 124		05/25/21 22:41	1
Dibromofluoromethane	97		75 - 120		05/25/21 22:41	1
1,2-Dichloroethane-d4 (Surr)	100		75 - 126		05/25/21 22:41	1
Toluene-d8 (Surr)	94		75 - 120		05/25/21 22:41	1

Lab Sample ID: LCS 500-600736/4
Matrix: Water
Analysis Batch: 600736

Client Sample ID: Lab Control Sample
Prep Type: Total/NA

Analyte	Spike Added	LCS Result	LCS Qualifier	Unit	D	%Rec	%Rec. Limits
Bromobenzene	50.0	50.2		ug/L		100	70 - 122
Bromochloromethane	50.0	50.9		ug/L		102	65 - 122
Bromodichloromethane	50.0	46.8		ug/L		94	69 - 120
Bromoform	50.0	43.3		ug/L		87	56 - 132
Bromomethane	50.0	59.9		ug/L		120	40 - 152
Carbon tetrachloride	50.0	49.4		ug/L		99	59 - 133
Chlorobenzene	50.0	47.3		ug/L		95	70 - 120
Chloroethane	50.0	58.2		ug/L		116	48 - 136
Chloroform	50.0	45.9		ug/L		92	70 - 120
Chloromethane	50.0	65.8		ug/L		132	56 - 152
2-Chlorotoluene	50.0	48.0		ug/L		96	70 - 125
4-Chlorotoluene	50.0	47.5		ug/L		95	68 - 124
cis-1,2-Dichloroethene	50.0	48.7		ug/L		97	70 - 125
cis-1,3-Dichloropropene	50.0	45.3		ug/L		91	64 - 127
Dibromochloromethane	50.0	44.5		ug/L		89	68 - 125
1,2-Dibromo-3-Chloropropane	50.0	33.6		ug/L		67	56 - 123
1,2-Dibromoethane	50.0	48.0		ug/L		96	70 - 125
Dibromomethane	50.0	48.9		ug/L		98	70 - 120
1,2-Dichlorobenzene	50.0	47.2		ug/L		94	70 - 125
1,3-Dichlorobenzene	50.0	49.2		ug/L		98	70 - 125
1,4-Dichlorobenzene	50.0	48.1		ug/L		96	70 - 120
Dichlorodifluoromethane	50.0	52.9		ug/L		106	40 - 159
1,1-Dichloroethane	50.0	52.8		ug/L		106	70 - 125
1,2-Dichloroethane	50.0	50.3		ug/L		101	68 - 127
1,1-Dichloroethene	50.0	48.7		ug/L		97	67 - 122

Eurofins TestAmerica, Chicago

QC Sample Results

Client: Tetra Tech GEO
 Project/Site: Sta-Rite Deerfield - 117-7469008.100

Job ID: 500-199215-1

Method: 8260B - Volatile Organic Compounds (GC/MS) (Continued)

Lab Sample ID: LCS 500-600736/4
Matrix: Water
Analysis Batch: 600736

Client Sample ID: Lab Control Sample
Prep Type: Total/NA

Analyte	Spike Added	LCS Result	LCS Qualifier	Unit	D	%Rec	%Rec. Limits
1,2-Dichloropropane	50.0	53.9		ug/L		108	67 - 130
1,3-Dichloropropane	50.0	47.4		ug/L		95	62 - 136
2,2-Dichloropropane	50.0	49.2		ug/L		98	58 - 139
1,1-Dichloropropene	50.0	50.1		ug/L		100	70 - 121
Ethylbenzene	50.0	49.3		ug/L		99	70 - 123
Hexachlorobutadiene	50.0	40.2		ug/L		80	51 - 150
Isopropylbenzene	50.0	51.8		ug/L		104	70 - 126
Methylene Chloride	50.0	49.0		ug/L		98	69 - 125
Methyl tert-butyl ether	50.0	41.7		ug/L		83	55 - 123
Naphthalene	50.0	38.8		ug/L		78	53 - 144
n-Butylbenzene	50.0	45.7		ug/L		91	68 - 125
N-Propylbenzene	50.0	48.5		ug/L		97	69 - 127
p-Isopropyltoluene	50.0	49.4		ug/L		99	70 - 125
sec-Butylbenzene	50.0	49.9		ug/L		100	70 - 123
Styrene	50.0	49.4		ug/L		99	70 - 120
tert-Butylbenzene	50.0	50.1		ug/L		100	70 - 121
1,1,1,2-Tetrachloroethane	50.0	48.3		ug/L		97	70 - 125
1,1,2,2-Tetrachloroethane	50.0	47.9		ug/L		96	62 - 140
Tetrachloroethene	50.0	48.2		ug/L		96	70 - 128
Toluene	50.0	48.0		ug/L		96	70 - 125
trans-1,2-Dichloroethene	50.0	48.8		ug/L		98	70 - 125
trans-1,3-Dichloropropene	50.0	43.0		ug/L		86	62 - 128
1,2,3-Trichlorobenzene	50.0	41.0		ug/L		82	51 - 145
1,2,4-Trichlorobenzene	50.0	40.9		ug/L		82	57 - 137
1,1,1-Trichloroethane	50.0	48.4		ug/L		97	70 - 125
1,1,2-Trichloroethane	50.0	46.2		ug/L		92	71 - 130
Trichloroethene	50.0	52.2		ug/L		104	70 - 125
Trichlorofluoromethane	50.0	51.8		ug/L		104	55 - 128
1,2,3-Trichloropropane	50.0	50.9		ug/L		102	50 - 133
1,2,4-Trimethylbenzene	50.0	49.4		ug/L		99	70 - 123
1,3,5-Trimethylbenzene	50.0	49.8		ug/L		100	70 - 123
Vinyl chloride	50.0	55.6		ug/L		111	64 - 126
Xylenes, Total	100	92.3		ug/L		92	70 - 125

Surrogate	LCS %Recovery	LCS Qualifier	Limits
4-Bromofluorobenzene (Surr)	95		72 - 124
Dibromofluoromethane	97		75 - 120
1,2-Dichloroethane-d4 (Surr)	97		75 - 126
Toluene-d8 (Surr)	94		75 - 120

Lab Sample ID: MB 500-600971/6
Matrix: Water
Analysis Batch: 600971

Client Sample ID: Method Blank
Prep Type: Total/NA

Analyte	MB Result	MB Qualifier	RL	MDL	Unit	D	Prepared	Analyzed	Dil Fac
Benzene	<0.15		0.50	0.15	ug/L			05/26/21 15:09	1
Bromobenzene	<0.36		1.0	0.36	ug/L			05/26/21 15:09	1
Bromochloromethane	<0.43		1.0	0.43	ug/L			05/26/21 15:09	1

Eurofins TestAmerica, Chicago

QC Sample Results

Client: Tetra Tech GEO
 Project/Site: Sta-Rite Deerfield - 117-7469008.100

Job ID: 500-199215-1

Method: 8260B - Volatile Organic Compounds (GC/MS) (Continued)

Lab Sample ID: MB 500-600971/6
Matrix: Water
Analysis Batch: 600971

Client Sample ID: Method Blank
Prep Type: Total/NA

Analyte	MB Result	MB Qualifier	RL	MDL	Unit	D	Prepared	Analyzed	Dil Fac
Bromodichloromethane	<0.37		1.0	0.37	ug/L			05/26/21 15:09	1
Bromoform	<0.48		1.0	0.48	ug/L			05/26/21 15:09	1
Bromomethane	<0.80		3.0	0.80	ug/L			05/26/21 15:09	1
Carbon tetrachloride	<0.38		1.0	0.38	ug/L			05/26/21 15:09	1
Chlorobenzene	<0.39		1.0	0.39	ug/L			05/26/21 15:09	1
Chloroethane	<0.51		1.0	0.51	ug/L			05/26/21 15:09	1
Chloroform	<0.37		2.0	0.37	ug/L			05/26/21 15:09	1
Chloromethane	<0.32		1.0	0.32	ug/L			05/26/21 15:09	1
2-Chlorotoluene	<0.31		1.0	0.31	ug/L			05/26/21 15:09	1
4-Chlorotoluene	<0.35		1.0	0.35	ug/L			05/26/21 15:09	1
cis-1,2-Dichloroethene	<0.41		1.0	0.41	ug/L			05/26/21 15:09	1
cis-1,3-Dichloropropene	<0.42		1.0	0.42	ug/L			05/26/21 15:09	1
Dibromochloromethane	<0.49		1.0	0.49	ug/L			05/26/21 15:09	1
1,2-Dibromo-3-Chloropropane	<2.0		5.0	2.0	ug/L			05/26/21 15:09	1
1,2-Dibromoethane	<0.39		1.0	0.39	ug/L			05/26/21 15:09	1
Dibromomethane	<0.27		1.0	0.27	ug/L			05/26/21 15:09	1
1,2-Dichlorobenzene	<0.33		1.0	0.33	ug/L			05/26/21 15:09	1
1,3-Dichlorobenzene	<0.40		1.0	0.40	ug/L			05/26/21 15:09	1
1,4-Dichlorobenzene	<0.36		1.0	0.36	ug/L			05/26/21 15:09	1
Dichlorodifluoromethane	<0.67		3.0	0.67	ug/L			05/26/21 15:09	1
1,1-Dichloroethane	<0.41		1.0	0.41	ug/L			05/26/21 15:09	1
1,2-Dichloroethane	<0.39		1.0	0.39	ug/L			05/26/21 15:09	1
1,1-Dichloroethene	<0.39		1.0	0.39	ug/L			05/26/21 15:09	1
1,2-Dichloropropane	<0.43		1.0	0.43	ug/L			05/26/21 15:09	1
1,3-Dichloropropane	<0.36		1.0	0.36	ug/L			05/26/21 15:09	1
2,2-Dichloropropane	<0.44		1.0	0.44	ug/L			05/26/21 15:09	1
1,1-Dichloropropene	<0.30		1.0	0.30	ug/L			05/26/21 15:09	1
Ethylbenzene	<0.18		0.50	0.18	ug/L			05/26/21 15:09	1
Hexachlorobutadiene	<0.45		1.0	0.45	ug/L			05/26/21 15:09	1
Isopropylbenzene	<0.39		1.0	0.39	ug/L			05/26/21 15:09	1
Isopropyl ether	<0.28		1.0	0.28	ug/L			05/26/21 15:09	1
Methylene Chloride	<1.6		5.0	1.6	ug/L			05/26/21 15:09	1
Methyl tert-butyl ether	<0.39		1.0	0.39	ug/L			05/26/21 15:09	1
Naphthalene	<0.34		1.0	0.34	ug/L			05/26/21 15:09	1
n-Butylbenzene	<0.39		1.0	0.39	ug/L			05/26/21 15:09	1
N-Propylbenzene	<0.41		1.0	0.41	ug/L			05/26/21 15:09	1
p-Isopropyltoluene	<0.36		1.0	0.36	ug/L			05/26/21 15:09	1
sec-Butylbenzene	<0.40		1.0	0.40	ug/L			05/26/21 15:09	1
Styrene	<0.39		1.0	0.39	ug/L			05/26/21 15:09	1
tert-Butylbenzene	<0.40		1.0	0.40	ug/L			05/26/21 15:09	1
1,1,1,2-Tetrachloroethane	<0.46		1.0	0.46	ug/L			05/26/21 15:09	1
1,1,1,2,2-Tetrachloroethane	<0.40		1.0	0.40	ug/L			05/26/21 15:09	1
Tetrachloroethene	<0.37		1.0	0.37	ug/L			05/26/21 15:09	1
Toluene	<0.15		0.50	0.15	ug/L			05/26/21 15:09	1
trans-1,2-Dichloroethene	<0.35		1.0	0.35	ug/L			05/26/21 15:09	1
trans-1,3-Dichloropropene	<0.36		1.0	0.36	ug/L			05/26/21 15:09	1
1,2,3-Trichlorobenzene	<0.46		1.0	0.46	ug/L			05/26/21 15:09	1
1,2,4-Trichlorobenzene	<0.34		1.0	0.34	ug/L			05/26/21 15:09	1
1,1,1-Trichloroethane	<0.38		1.0	0.38	ug/L			05/26/21 15:09	1

Eurofins TestAmerica, Chicago

QC Sample Results

Client: Tetra Tech GEO
 Project/Site: Sta-Rite Deerfield - 117-7469008.100

Job ID: 500-199215-1

Method: 8260B - Volatile Organic Compounds (GC/MS) (Continued)

Lab Sample ID: MB 500-600971/6
Matrix: Water
Analysis Batch: 600971

Client Sample ID: Method Blank
Prep Type: Total/NA

Analyte	MB Result	MB Qualifier	RL	MDL	Unit	D	Prepared	Analyzed	Dil Fac
1,1,2-Trichloroethane	<0.35		1.0	0.35	ug/L			05/26/21 15:09	1
Trichloroethene	<0.16		0.50	0.16	ug/L			05/26/21 15:09	1
Trichlorofluoromethane	<0.43		1.0	0.43	ug/L			05/26/21 15:09	1
1,2,3-Trichloropropane	<0.41		2.0	0.41	ug/L			05/26/21 15:09	1
1,2,4-Trimethylbenzene	<0.36		1.0	0.36	ug/L			05/26/21 15:09	1
1,3,5-Trimethylbenzene	<0.25		1.0	0.25	ug/L			05/26/21 15:09	1
Vinyl chloride	<0.20		1.0	0.20	ug/L			05/26/21 15:09	1
Xylenes, Total	<0.22		1.0	0.22	ug/L			05/26/21 15:09	1

Surrogate	MB %Recovery	MB Qualifier	Limits	Prepared	Analyzed	Dil Fac
4-Bromofluorobenzene (Surr)	93		72 - 124		05/26/21 15:09	1
Dibromofluoromethane	108		75 - 120		05/26/21 15:09	1
1,2-Dichloroethane-d4 (Surr)	103		75 - 126		05/26/21 15:09	1
Toluene-d8 (Surr)	96		75 - 120		05/26/21 15:09	1

Lab Sample ID: LCS 500-600971/4
Matrix: Water
Analysis Batch: 600971

Client Sample ID: Lab Control Sample
Prep Type: Total/NA

Analyte	Spike Added	LCS Result	LCS Qualifier	Unit	D	%Rec	%Rec. Limits
Benzene	50.0	48.7		ug/L		97	70 - 120
Bromobenzene	50.0	49.9		ug/L		100	70 - 122
Bromochloromethane	50.0	50.3		ug/L		101	65 - 122
Bromodichloromethane	50.0	46.5		ug/L		93	69 - 120
Bromoform	50.0	52.6		ug/L		105	56 - 132
Bromomethane	50.0	63.7		ug/L		127	40 - 152
Carbon tetrachloride	50.0	49.8		ug/L		100	59 - 133
Chlorobenzene	50.0	51.8		ug/L		104	70 - 120
Chloroethane	50.0	65.3		ug/L		131	48 - 136
Chloroform	50.0	49.0		ug/L		98	70 - 120
Chloromethane	50.0	41.3		ug/L		83	56 - 152
2-Chlorotoluene	50.0	48.0		ug/L		96	70 - 125
4-Chlorotoluene	50.0	48.3		ug/L		97	68 - 124
cis-1,2-Dichloroethene	50.0	49.2		ug/L		98	70 - 125
cis-1,3-Dichloropropene	50.0	47.7		ug/L		95	64 - 127
Dibromochloromethane	50.0	49.8		ug/L		100	68 - 125
1,2-Dibromo-3-Chloropropane	50.0	44.0		ug/L		88	56 - 123
1,2-Dibromoethane	50.0	48.9		ug/L		98	70 - 125
Dibromomethane	50.0	48.2		ug/L		96	70 - 120
1,2-Dichlorobenzene	50.0	51.9		ug/L		104	70 - 125
1,3-Dichlorobenzene	50.0	50.5		ug/L		101	70 - 125
1,4-Dichlorobenzene	50.0	50.4		ug/L		101	70 - 120
Dichlorodifluoromethane	50.0	45.5		ug/L		91	40 - 159
1,1-Dichloroethane	50.0	48.1		ug/L		96	70 - 125
1,2-Dichloroethane	50.0	47.5		ug/L		95	68 - 127
1,1-Dichloroethene	50.0	51.8		ug/L		104	67 - 122
1,2-Dichloropropane	50.0	46.6		ug/L		93	67 - 130
1,3-Dichloropropane	50.0	48.5		ug/L		97	62 - 136

Eurofins TestAmerica, Chicago

QC Sample Results

Client: Tetra Tech GEO
 Project/Site: Sta-Rite Deerfield - 117-7469008.100

Job ID: 500-199215-1

Method: 8260B - Volatile Organic Compounds (GC/MS) (Continued)

Lab Sample ID: LCS 500-600971/4
Matrix: Water
Analysis Batch: 600971

Client Sample ID: Lab Control Sample
Prep Type: Total/NA

Analyte	Spike Added	LCS Result	LCS Qualifier	Unit	D	%Rec	%Rec. Limits
2,2-Dichloropropane	50.0	46.7		ug/L		93	58 - 139
1,1-Dichloropropene	50.0	47.4		ug/L		95	70 - 121
Ethylbenzene	50.0	50.5		ug/L		101	70 - 123
Hexachlorobutadiene	50.0	61.7		ug/L		123	51 - 150
Isopropylbenzene	50.0	49.0		ug/L		98	70 - 126
Methylene Chloride	50.0	51.9		ug/L		104	69 - 125
Methyl tert-butyl ether	50.0	43.0		ug/L		86	55 - 123
Naphthalene	50.0	46.1		ug/L		92	53 - 144
n-Butylbenzene	50.0	50.0		ug/L		100	68 - 125
N-Propylbenzene	50.0	49.3		ug/L		99	69 - 127
p-Isopropyltoluene	50.0	50.4		ug/L		101	70 - 125
sec-Butylbenzene	50.0	50.0		ug/L		100	70 - 123
Styrene	50.0	51.1		ug/L		102	70 - 120
tert-Butylbenzene	50.0	49.4		ug/L		99	70 - 121
1,1,1,2-Tetrachloroethane	50.0	53.5		ug/L		107	70 - 125
1,1,2,2-Tetrachloroethane	50.0	45.8		ug/L		92	62 - 140
Tetrachloroethene	50.0	58.5		ug/L		117	70 - 128
Toluene	50.0	51.9		ug/L		104	70 - 125
trans-1,2-Dichloroethene	50.0	51.6		ug/L		103	70 - 125
trans-1,3-Dichloropropene	50.0	44.4		ug/L		89	62 - 128
1,2,3-Trichlorobenzene	50.0	53.8		ug/L		108	51 - 145
1,2,4-Trichlorobenzene	50.0	52.4		ug/L		105	57 - 137
1,1,1-Trichloroethane	50.0	49.9		ug/L		100	70 - 125
1,1,2-Trichloroethane	50.0	51.1		ug/L		102	71 - 130
Trichloroethene	50.0	51.6		ug/L		103	70 - 125
Trichlorofluoromethane	50.0	51.2		ug/L		102	55 - 128
1,2,3-Trichloropropane	50.0	48.1		ug/L		96	50 - 133
1,2,4-Trimethylbenzene	50.0	48.9		ug/L		98	70 - 123
1,3,5-Trimethylbenzene	50.0	49.8		ug/L		100	70 - 123
Vinyl chloride	50.0	50.1		ug/L		100	64 - 126
Xylenes, Total	100	98.9		ug/L		99	70 - 125

Surrogate	LCS LCS		Limits
	%Recovery	Qualifier	
4-Bromofluorobenzene (Surr)	87		72 - 124
Dibromofluoromethane	101		75 - 120
1,2-Dichloroethane-d4 (Surr)	94		75 - 126
Toluene-d8 (Surr)	103		75 - 120

Lab Chronicle

Client: Tetra Tech GEO
Project/Site: Sta-Rite Deerfield - 117-7469008.100

Job ID: 500-199215-1

Client Sample ID: MW-16D

Date Collected: 05/12/21 09:40

Date Received: 05/15/21 10:55

Lab Sample ID: 500-199215-1

Matrix: Water

Prep Type	Batch Type	Batch Method	Run	Dilution Factor	Batch Number	Prepared or Analyzed	Analyst	Lab
Total/NA	Analysis	8260B		1	600655	05/25/21 12:54	PMF	TAL CHI

Client Sample ID: MW-17D

Date Collected: 05/12/21 10:50

Date Received: 05/15/21 10:55

Lab Sample ID: 500-199215-2

Matrix: Water

Prep Type	Batch Type	Batch Method	Run	Dilution Factor	Batch Number	Prepared or Analyzed	Analyst	Lab
Total/NA	Analysis	8260B		2	600655	05/25/21 15:01	PMF	TAL CHI
Total/NA	Analysis	8260B	DL	20	600655	05/25/21 15:27	PMF	TAL CHI

Client Sample ID: MW-14SR

Date Collected: 05/12/21 14:10

Date Received: 05/15/21 10:55

Lab Sample ID: 500-199215-3

Matrix: Water

Prep Type	Batch Type	Batch Method	Run	Dilution Factor	Batch Number	Prepared or Analyzed	Analyst	Lab
Total/NA	Analysis	8260B		1	600736	05/25/21 23:32	PMF	TAL CHI
Total/NA	Analysis	8260B	DL	10	600736	05/25/21 23:58	PMF	TAL CHI

Client Sample ID: MW-14IR

Date Collected: 05/12/21 14:20

Date Received: 05/15/21 10:55

Lab Sample ID: 500-199215-4

Matrix: Water

Prep Type	Batch Type	Batch Method	Run	Dilution Factor	Batch Number	Prepared or Analyzed	Analyst	Lab
Total/NA	Analysis	8260B		1	600736	05/26/21 00:23	PMF	TAL CHI
Total/NA	Analysis	8260B	DL	10	600736	05/26/21 00:49	PMF	TAL CHI

Client Sample ID: MW-10I

Date Collected: 05/13/21 13:10

Date Received: 05/15/21 10:55

Lab Sample ID: 500-199215-5

Matrix: Water

Prep Type	Batch Type	Batch Method	Run	Dilution Factor	Batch Number	Prepared or Analyzed	Analyst	Lab
Total/NA	Analysis	8260B		1	600971	05/26/21 16:02	PMF	TAL CHI

Client Sample ID: MW-10S

Date Collected: 05/13/21 13:20

Date Received: 05/15/21 10:55

Lab Sample ID: 500-199215-6

Matrix: Water

Prep Type	Batch Type	Batch Method	Run	Dilution Factor	Batch Number	Prepared or Analyzed	Analyst	Lab
Total/NA	Analysis	8260B		1	600971	05/26/21 16:29	PMF	TAL CHI

Client Sample ID: MW-15D

Date Collected: 05/13/21 14:15

Date Received: 05/15/21 10:55

Lab Sample ID: 500-199215-7

Matrix: Water

Prep Type	Batch Type	Batch Method	Run	Dilution Factor	Batch Number	Prepared or Analyzed	Analyst	Lab
Total/NA	Analysis	8260B		2	600971	05/26/21 16:56	PMF	TAL CHI

Eurofins TestAmerica, Chicago

Lab Chronicle

Client: Tetra Tech GEO
Project/Site: Sta-Rite Deerfield - 117-7469008.100

Job ID: 500-199215-1

Client Sample ID: MW-15D

Date Collected: 05/13/21 14:15

Date Received: 05/15/21 10:55

Lab Sample ID: 500-199215-7

Matrix: Water

Prep Type	Batch Type	Batch Method	Run	Dilution Factor	Batch Number	Prepared or Analyzed	Analyst	Lab
Total/NA	Analysis	8260B	DL	20	600971	05/26/21 17:22	PMF	TAL CHI

Client Sample ID: MW-15D DUP

Date Collected: 05/13/21 14:20

Date Received: 05/15/21 10:55

Lab Sample ID: 500-199215-8

Matrix: Water

Prep Type	Batch Type	Batch Method	Run	Dilution Factor	Batch Number	Prepared or Analyzed	Analyst	Lab
Total/NA	Analysis	8260B		2	600971	05/26/21 17:49	PMF	TAL CHI
Total/NA	Analysis	8260B	DL	20	600971	05/26/21 18:16	PMF	TAL CHI

Client Sample ID: TRIP BLANK

Date Collected: 05/12/21 00:00

Date Received: 05/15/21 10:55

Lab Sample ID: 500-199215-9

Matrix: Water

Prep Type	Batch Type	Batch Method	Run	Dilution Factor	Batch Number	Prepared or Analyzed	Analyst	Lab
Total/NA	Analysis	8260B		1	600736	05/25/21 23:06	PMF	TAL CHI

Laboratory References:

TAL CHI = Eurofins TestAmerica, Chicago, 2417 Bond Street, University Park, IL 60484, TEL (708)534-5200

Accreditation/Certification Summary

Client: Tetra Tech GEO
Project/Site: Sta-Rite Deerfield - 117-7469008.100

Job ID: 500-199215-1

Laboratory: Eurofins TestAmerica, Chicago

The accreditations/certifications listed below are applicable to this report.

Authority	Program	Identification Number	Expiration Date
Wisconsin	State	999580010	08-31-21

1

2

3

4

5

6

7

8

9

10

11

12

13

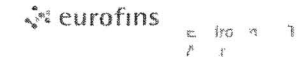
14


15

Eurofins TestAmerica, Chicago

2417 Bond Street
 University Park IL 60484
 Phone 708-534-5200 Fax 708 534-5211

Chain of Custody Record



Client Information		Sampler: <i>John M. Thornton</i>		Lab PM: Fredrick Sandie		Carrier Tracking No(s)		COC No: 500-91589-29901 1	
Client Contact: Mr. Mark Manthey		Phone: <i>(414) 630-8633</i>		E-Mail: sandra.fredrick@eurofinset.com		State of Origin		Page: Page 1 of 1	
Company: Tetra Tech GEO		Address: 175 N Corporate Drive Suite 100 Brookfield, WI 53045		Due Date Requested: <i>STANDARD</i>		Analysis Requested		Job #: <i>500-199215</i>	
Phone: 262 792-1282(Tel)		TAT Requested (days)		Compliance Project. <input type="checkbox"/> Yes <input type="checkbox"/> No		 500-199215 COC		Preservation Codes: A HCL M Hexane B NaOH N None C Zn Acetate O AsNaO2 D Nitric Acid P Na2O4S E NaHSO4 Q Na2SO3 F MeOH P Na2S2O3 G Amchlor S H2SO4 H Ascorbic Acid T TSP Dodecahydrate I ce U Acetone J DI Water V MCAA K EDTA W pH 4-5 L EDA Z other (specify)	
Email: mark.manthey@tetratech.com		Purchase Order not required		WO #				Other:	
Project Name: Sta-Rite Deerfield		Project #: 50006640 <i>117-7469008/100</i>		SSCW#		Field Filtered Sample (Yes or No)		Total Number of Containers	
Site		Sample Date		Sample Time		Sample Type (C=comp, G=grab)		Matrix (W=water, S=solid, O=wastewater, BT=Tissue, A=Air)	
Sample Identification		Sample Date		Sample Time		Sample Type (C=comp, G=grab)		Matrix (W=water, S=solid, O=wastewater, BT=Tissue, A=Air)	
						Preservation Code		Special Instructions/Note	
1	<i>MW-16D</i>	<i>5-12</i>	<i>09:40</i>	<i>GRAB</i>	Water			<i>3</i>	
2	<i>MW-17D</i>	<i>5-12</i>	<i>10:50</i>		Water			<i>3</i>	
3	<i>MW-14 SR</i>	<i>5-12</i>	<i>14:10</i>		Water			<i>3</i>	
4	<i>MW-14 IR</i>	<i>5-12</i>	<i>14:20</i>		Water			<i>3</i>	
5	<i>MW-10 I</i>	<i>5-13</i>	<i>13:10</i>		Water			<i>3</i>	
6	<i>MW-10 S</i>	<i>5-13</i>	<i>13:20</i>		Water			<i>3</i>	
7	<i>MW-15 D</i>	<i>5-13</i>	<i>14:15</i>		Water			<i>3</i>	
8	<i>MW-15 D Dup</i>	<i>5-13</i>	<i>14:20</i>		Water			<i>3</i>	
9	<i>TRAP BLANK</i>				Water			<i>1</i>	<i>LAB PREPARED</i>
Possible Hazard Identification		Sample Disposal (A fee may be assessed if samples are retained longer than 1 month)							
<input type="checkbox"/> Non-Hazard <input type="checkbox"/> Flammable <input type="checkbox"/> Skin Irritant <input type="checkbox"/> Poison B <input type="checkbox"/> Unknown <input type="checkbox"/> Radiological		<input type="checkbox"/> Return To Client <input type="checkbox"/> Disposal By Lab <input type="checkbox"/> Archive For _____ Months							
Deliverable Requested I II III IV Other (specify)		Special Instructions/QC Requirements							
Empty Kit Relinquished by		Date		Time		Method of Shipment: <i>EUROFINS</i>			
Relinquished by <i>[Signature]</i>		Date/Time: <i>5-14-21 0800</i>		Company: <i>TA</i>		Received by <i>[Signature]</i>		Date/Time: <i>5-14-21 0800</i> Company: <i>TA</i>	
Relinquished by <i>[Signature]</i>		Date/Time: <i>5-14-21 1700</i>		Company: <i>TA</i>		Received by <i>Stephanie Hernandez</i>		Date/Time: <i>5/15/21 1055</i> Company: <i>ETA-CHI</i>	
Relinquished by		Date/Time		Company		Received by		Date/Time Company	
Custody Seals Intact. <input type="checkbox"/> Yes <input type="checkbox"/> No		Custody Seal No		Cooler Temperature(s) °C and Other Remarks: <i>0.8</i>					



TestAmerica

THE LEADER IN ENVIRONMENTAL TESTING

Pat # 159489-434 HIT2 EXP 06/21



500-199215 Wayb

ORIGIN ID:RRLA (262) 202-5955
SHIPPING
TESTAMERICA
4125 N 124TH ST

SHIP DATE: 14MAY21
ACTWGT: 45.10 LB
CAD: 525155/CAFE3406

BROOKFIELD, WI 53005
UNITED STATES US

BILL RECIPIENT

TO: **SAMPLE RECEIPT**
TESTAMERICA LABS
2417 BOND STREET


UNIVERSITY PARK IL 60484

(708) 634-5200

REF:

INVT:
PD:

DEPT:



FedEx
Express




1109011610102

TRK# 7125 4944 4957
0201

SATURDAY 12:00P
PRIORITY OVERNIGHT

XO JOTA

60484
IL-US ORD



489

- 1
- 2
- 3
- 4
- 5
- 6
- 7
- 8
- 9
- 10
- 11
- 12
- 13
- 14
- 15

Login Sample Receipt Checklist

Client: Tetra Tech GEO

Job Number: 500-199215-1

Login Number: 199215

List Source: Eurofins TestAmerica, Chicago

List Number: 1

Creator: Hernandez, Stephanie

Question	Answer	Comment
Radioactivity wasn't checked or is </= background as measured by a survey meter.	True	
The cooler's custody seal, if present, is intact.	True	
Sample custody seals, if present, are intact.	True	
The cooler or samples do not appear to have been compromised or tampered with.	True	
Samples were received on ice.	True	
Cooler Temperature is acceptable.	True	
Cooler Temperature is recorded.	True	0.8
COC is present.	True	
COC is filled out in ink and legible.	True	
COC is filled out with all pertinent information.	True	
Is the Field Sampler's name present on COC?	True	
There are no discrepancies between the containers received and the COC.	True	
Samples are received within Holding Time (excluding tests with immediate HTs)	True	
Sample containers have legible labels.	True	
Containers are not broken or leaking.	True	
Sample collection date/times are provided.	True	
Appropriate sample containers are used.	True	
Sample bottles are completely filled.	True	
Sample Preservation Verified.	True	
There is sufficient vol. for all requested analyses, incl. any requested MS/MSDs	True	
Containers requiring zero headspace have no headspace or bubble is <6mm (1/4").	True	
Multiphasic samples are not present.	True	
Samples do not require splitting or compositing.	True	
Residual Chlorine Checked.	N/A	

ANALYTICAL REPORT

Eurofins TestAmerica, Chicago
2417 Bond Street
University Park, IL 60484
Tel: (708)534-5200

Laboratory Job ID: 500-199214-1

Client Project/Site: Sta-Rite Deerfield - 117-7469008.100

For:

Tetra Tech GEO
175 N Corporate Drive
Suite 100
Brookfield, Wisconsin 53045

Attn: Mr. Mark Manthey



*Authorized for release by:
5/27/2021 9:34:43 AM*

Sandie Fredrick, Project Manager II
(920)261-1660
sandra.fredrick@eurofinset.com

LINKS

Review your project
results through
TotalAccess

Have a Question?



Visit us at:

www.eurofinsus.com/Env

The test results in this report meet all 2003 NELAC, 2009 TNI, and 2016 TNI requirements for accredited parameters, exceptions are noted in this report. This report may not be reproduced except in full, and with written approval from the laboratory. For questions please contact the Project Manager at the e-mail address or telephone number listed on this page.

This report has been electronically signed and authorized by the signatory. Electronic signature is intended to be the legally binding equivalent of a traditionally handwritten signature.

Results relate only to the items tested and the sample(s) as received by the laboratory.

Table of Contents

Cover Page	1
Table of Contents	2
Case Narrative	3
Detection Summary	4
Method Summary	5
Sample Summary	6
Client Sample Results	7
Definitions	9
QC Association	10
Surrogate Summary	11
QC Sample Results	12
Chronicle	13
Certification Summary	14
Chain of Custody	15
Receipt Checklists	17



Case Narrative

Client: Tetra Tech GEO
Project/Site: Sta-Rite Deerfield - 117-7469008.100

Job ID: 500-199214-1

Job ID: 500-199214-1

Laboratory: Eurofins TestAmerica, Chicago

Narrative

Job Narrative 500-199214-1

Comments

No additional comments.

Receipt

The samples were received on 5/15/2021 10:55 AM. Unless otherwise noted below, the samples arrived in good condition, and where required, properly preserved and on ice. The temperature of the cooler at receipt was 0.8° C.

GC/MS VOA

Method 8260B: The following sample was diluted to bring the concentration of target analytes within the calibration range: Influent (500-199214-1). Elevated reporting limits (RLs) are provided.

No additional analytical or quality issues were noted, other than those described above or in the Definitions/Glossary page.

- 1
- 2
- 3
- 4
- 5
- 6
- 7
- 8
- 9
- 10
- 11
- 12
- 13
- 14
- 15

Detection Summary

Client: Tetra Tech GEO
Project/Site: Sta-Rite Deerfield - 117-7469008.100

Job ID: 500-199214-1

Client Sample ID: Influent

Lab Sample ID: 500-199214-1

Analyte	Result	Qualifier	RL	MDL	Unit	Dil Fac	D	Method	Prep Type
1,1,1-Trichloroethane	4.5		1.0	0.38	ug/L	1		8260B	Total/NA
Trichloroethene	160		0.50	0.16	ug/L	1		8260B	Total/NA

Client Sample ID: Effluent

Lab Sample ID: 500-199214-2

Analyte	Result	Qualifier	RL	MDL	Unit	Dil Fac	D	Method	Prep Type
Trichloroethene	0.77		0.50	0.16	ug/L	1		8260B	Total/NA

This Detection Summary does not include radiochemical test results.

Eurofins TestAmerica, Chicago

Method Summary

Client: Tetra Tech GEO
Project/Site: Sta-Rite Deerfield - 117-7469008.100

Job ID: 500-199214-1

Method	Method Description	Protocol	Laboratory
8260B	Volatile Organic Compounds (GC/MS)	SW846	TAL CHI
5030B	Purge and Trap	SW846	TAL CHI

Protocol References:

SW846 = "Test Methods For Evaluating Solid Waste, Physical/Chemical Methods", Third Edition, November 1986 And Its Updates.

Laboratory References:

TAL CHI = Eurofins TestAmerica, Chicago, 2417 Bond Street, University Park, IL 60484, TEL (708)534-5200



Sample Summary

Client: Tetra Tech GEO
Project/Site: Sta-Rite Deerfield - 117-7469008.100

Job ID: 500-199214-1

Lab Sample ID	Client Sample ID	Matrix	Collected	Received	Asset ID
500-199214-1	Influent	Ground Water	05/13/21 15:30	05/15/21 10:55	
500-199214-2	Effluent	Ground Water	05/13/21 15:50	05/15/21 10:55	

1

2

3

4

5

6

7

8

9

10

11

12

13

14

15

Client Sample Results

Client: Tetra Tech GEO
 Project/Site: Sta-Rite Deerfield - 117-7469008.100

Job ID: 500-199214-1

Client Sample ID: Influent

Lab Sample ID: 500-199214-1

Date Collected: 05/13/21 15:30

Matrix: Ground Water

Date Received: 05/15/21 10:55

Method: 8260B - Volatile Organic Compounds (GC/MS)

Analyte	Result	Qualifier	RL	MDL	Unit	D	Prepared	Analyzed	Dil Fac
Benzene	<0.15		0.50	0.15	ug/L			05/26/21 15:19	1
Ethylbenzene	<0.18		0.50	0.18	ug/L			05/26/21 15:19	1
Toluene	<0.15		0.50	0.15	ug/L			05/26/21 15:19	1
1,1,1-Trichloroethane	4.5		1.0	0.38	ug/L			05/26/21 15:19	1
1,1,2-Trichloroethane	<0.35		1.0	0.35	ug/L			05/26/21 15:19	1
Trichloroethene	160		0.50	0.16	ug/L			05/26/21 15:19	1
Vinyl chloride	<0.20		1.0	0.20	ug/L			05/26/21 15:19	1
Xylenes, Total	<0.22		1.0	0.22	ug/L			05/26/21 15:19	1
Surrogate	%Recovery	Qualifier	Limits				Prepared	Analyzed	Dil Fac
4-Bromofluorobenzene (Surr)	116		72 - 124					05/26/21 15:19	1
Dibromofluoromethane	99		75 - 120					05/26/21 15:19	1
1,2-Dichloroethane-d4 (Surr)	95		75 - 126					05/26/21 15:19	1
Toluene-d8 (Surr)	96		75 - 120					05/26/21 15:19	1

Client Sample Results

Client: Tetra Tech GEO
 Project/Site: Sta-Rite Deerfield - 117-7469008.100

Job ID: 500-199214-1

Client Sample ID: Effluent

Lab Sample ID: 500-199214-2

Date Collected: 05/13/21 15:50

Matrix: Ground Water

Date Received: 05/15/21 10:55

Method: 8260B - Volatile Organic Compounds (GC/MS)

Analyte	Result	Qualifier	RL	MDL	Unit	D	Prepared	Analyzed	Dil Fac
Benzene	<0.15		0.50	0.15	ug/L			05/26/21 16:09	1
Ethylbenzene	<0.18		0.50	0.18	ug/L			05/26/21 16:09	1
Toluene	<0.15		0.50	0.15	ug/L			05/26/21 16:09	1
1,1,1-Trichloroethane	<0.38		1.0	0.38	ug/L			05/26/21 16:09	1
1,1,2-Trichloroethane	<0.35		1.0	0.35	ug/L			05/26/21 16:09	1
Trichloroethene	0.77		0.50	0.16	ug/L			05/26/21 16:09	1
Vinyl chloride	<0.20		1.0	0.20	ug/L			05/26/21 16:09	1
Xylenes, Total	<0.22		1.0	0.22	ug/L			05/26/21 16:09	1

Surrogate	%Recovery	Qualifier	Limits	Prepared	Analyzed	Dil Fac
4-Bromofluorobenzene (Surr)	116		72 - 124		05/26/21 16:09	1
Dibromofluoromethane	98		75 - 120		05/26/21 16:09	1
1,2-Dichloroethane-d4 (Surr)	94		75 - 126		05/26/21 16:09	1
Toluene-d8 (Surr)	100		75 - 120		05/26/21 16:09	1

Definitions/Glossary

Client: Tetra Tech GEO
Project/Site: Sta-Rite Deerfield - 117-7469008.100

Job ID: 500-199214-1

Glossary

Abbreviation	These commonly used abbreviations may or may not be present in this report.
α	Listed under the "D" column to designate that the result is reported on a dry weight basis
%R	Percent Recovery
CFL	Contains Free Liquid
CFU	Colony Forming Unit
CNF	Contains No Free Liquid
DER	Duplicate Error Ratio (normalized absolute difference)
Dil Fac	Dilution Factor
DL	Detection Limit (DoD/DOE)
DL, RA, RE, IN	Indicates a Dilution, Re-analysis, Re-extraction, or additional Initial metals/anion analysis of the sample
DLC	Decision Level Concentration (Radiochemistry)
EDL	Estimated Detection Limit (Dioxin)
LOD	Limit of Detection (DoD/DOE)
LOQ	Limit of Quantitation (DoD/DOE)
MCL	EPA recommended "Maximum Contaminant Level"
MDA	Minimum Detectable Activity (Radiochemistry)
MDC	Minimum Detectable Concentration (Radiochemistry)
MDL	Method Detection Limit
ML	Minimum Level (Dioxin)
MPN	Most Probable Number
MQL	Method Quantitation Limit
NC	Not Calculated
ND	Not Detected at the reporting limit (or MDL or EDL if shown)
NEG	Negative / Absent
POS	Positive / Present
PQL	Practical Quantitation Limit
PRES	Presumptive
QC	Quality Control
RER	Relative Error Ratio (Radiochemistry)
RL	Reporting Limit or Requested Limit (Radiochemistry)
RPD	Relative Percent Difference, a measure of the relative difference between two points
TEF	Toxicity Equivalent Factor (Dioxin)
TEQ	Toxicity Equivalent Quotient (Dioxin)
TNTC	Too Numerous To Count

QC Association Summary

Client: Tetra Tech GEO
Project/Site: Sta-Rite Deerfield - 117-7469008.100

Job ID: 500-199214-1

GC/MS VOA

Analysis Batch: 600887

Lab Sample ID	Client Sample ID	Prep Type	Matrix	Method	Prep Batch
500-199214-1	Influent	Total/NA	Ground Water	8260B	
500-199214-2	Effluent	Total/NA	Ground Water	8260B	
MB 500-600887/7	Method Blank	Total/NA	Water	8260B	
LCS 500-600887/5	Lab Control Sample	Total/NA	Water	8260B	

1

2

3

4

5

6

7

8

9

10

11

12

13

14

15

Surrogate Summary

Client: Tetra Tech GEO
Project/Site: Sta-Rite Deerfield - 117-7469008.100

Job ID: 500-199214-1

Method: 8260B - Volatile Organic Compounds (GC/MS)

Matrix: Ground Water

Prep Type: Total/NA

Percent Surrogate Recovery (Acceptance Limits)

Lab Sample ID	Client Sample ID	BFB (72-124)	DBFM (75-120)	DCA (75-126)	TOL (75-120)
500-199214-1	Influent	116	99	95	96
500-199214-2	Effluent	116	98	94	100

Surrogate Legend

BFB = 4-Bromofluorobenzene (Surr)
DBFM = Dibromofluoromethane
DCA = 1,2-Dichloroethane-d4 (Surr)
TOL = Toluene-d8 (Surr)

Method: 8260B - Volatile Organic Compounds (GC/MS)

Matrix: Water

Prep Type: Total/NA

Percent Surrogate Recovery (Acceptance Limits)

Lab Sample ID	Client Sample ID	BFB (72-124)	DBFM (75-120)	DCA (75-126)	TOL (75-120)
LCS 500-600887/5	Lab Control Sample	101	102	93	101
MB 500-600887/7	Method Blank	118	98	94	99

Surrogate Legend

BFB = 4-Bromofluorobenzene (Surr)
DBFM = Dibromofluoromethane
DCA = 1,2-Dichloroethane-d4 (Surr)
TOL = Toluene-d8 (Surr)

QC Sample Results

Client: Tetra Tech GEO
 Project/Site: Sta-Rite Deerfield - 117-7469008.100

Job ID: 500-199214-1

Method: 8260B - Volatile Organic Compounds (GC/MS)

Lab Sample ID: MB 500-600887/7
Matrix: Water
Analysis Batch: 600887

Client Sample ID: Method Blank
Prep Type: Total/NA

Analyte	MB	MB	RL	MDL	Unit	D	Prepared	Analyzed	Dil Fac
	Result	Qualifier							
Benzene	<0.15		0.50	0.15	ug/L			05/26/21 11:58	1
Ethylbenzene	<0.18		0.50	0.18	ug/L			05/26/21 11:58	1
Toluene	<0.15		0.50	0.15	ug/L			05/26/21 11:58	1
1,1,1-Trichloroethane	<0.38		1.0	0.38	ug/L			05/26/21 11:58	1
1,1,2-Trichloroethane	<0.35		1.0	0.35	ug/L			05/26/21 11:58	1
Trichloroethene	<0.16		0.50	0.16	ug/L			05/26/21 11:58	1
Vinyl chloride	<0.20		1.0	0.20	ug/L			05/26/21 11:58	1
Xylenes, Total	<0.22		1.0	0.22	ug/L			05/26/21 11:58	1

Surrogate	MB	MB	Limits	Prepared	Analyzed	Dil Fac
	%Recovery	Qualifier				
4-Bromofluorobenzene (Surr)	118		72 - 124		05/26/21 11:58	1
Dibromofluoromethane	98		75 - 120		05/26/21 11:58	1
1,2-Dichloroethane-d4 (Surr)	94		75 - 126		05/26/21 11:58	1
Toluene-d8 (Surr)	99		75 - 120		05/26/21 11:58	1

Lab Sample ID: LCS 500-600887/5
Matrix: Water
Analysis Batch: 600887

Client Sample ID: Lab Control Sample
Prep Type: Total/NA

Analyte	Spike Added	LCS	LCS	Unit	D	%Rec	%Rec. Limits
		Result	Qualifier				
Benzene	50.0	52.1		ug/L		104	70 - 120
Ethylbenzene	50.0	54.1		ug/L		108	70 - 123
m&p-Xylene	50.0	54.6		ug/L		109	70 - 125
o-Xylene	50.0	54.2		ug/L		108	70 - 120
Toluene	50.0	53.5		ug/L		107	70 - 125
1,1,1-Trichloroethane	50.0	60.4		ug/L		121	70 - 125
1,1,2-Trichloroethane	50.0	49.9		ug/L		100	71 - 130
Trichloroethene	50.0	52.4		ug/L		105	70 - 125
Vinyl chloride	50.0	53.8		ug/L		108	64 - 126
Xylenes, Total	100	109		ug/L		109	70 - 125

Surrogate	LCS	LCS	Limits
	%Recovery	Qualifier	
4-Bromofluorobenzene (Surr)	101		72 - 124
Dibromofluoromethane	102		75 - 120
1,2-Dichloroethane-d4 (Surr)	93		75 - 126
Toluene-d8 (Surr)	101		75 - 120

Lab Chronicle

Client: Tetra Tech GEO
Project/Site: Sta-Rite Deerfield - 117-7469008.100

Job ID: 500-199214-1

Client Sample ID: Influent
Date Collected: 05/13/21 15:30
Date Received: 05/15/21 10:55

Lab Sample ID: 500-199214-1
Matrix: Ground Water

Prep Type	Batch Type	Batch Method	Run	Dilution Factor	Batch Number	Prepared or Analyzed	Analyst	Lab
Total/NA	Analysis	8260B		1	600887	05/26/21 15:19	PMF	TAL CHI

Client Sample ID: Effluent
Date Collected: 05/13/21 15:50
Date Received: 05/15/21 10:55

Lab Sample ID: 500-199214-2
Matrix: Ground Water

Prep Type	Batch Type	Batch Method	Run	Dilution Factor	Batch Number	Prepared or Analyzed	Analyst	Lab
Total/NA	Analysis	8260B		1	600887	05/26/21 16:09	PMF	TAL CHI

Laboratory References:

TAL CHI = Eurofins TestAmerica, Chicago, 2417 Bond Street, University Park, IL 60484, TEL (708)534-5200



Accreditation/Certification Summary

Client: Tetra Tech GEO
 Project/Site: Sta-Rite Deerfield - 117-7469008.100

Job ID: 500-199214-1

Laboratory: Eurofins TestAmerica, Chicago

All accreditations/certifications held by this laboratory are listed. Not all accreditations/certifications are applicable to this report.

Authority	Program	Identification Number	Expiration Date
California	State	2903	04-30-21 *
Georgia	State	N/A	04-29-22
Georgia (DW)	State	939	04-30-21 *
Hawaii	State	NA	04-29-22
Illinois	NELAP	IL00035	04-29-22
Indiana	State	C-IL-02	06-29-21
Iowa	State	082	05-01-22
Kansas	NELAP	E-10161	10-31-21
Kentucky (UST)	State	AI # 108083	04-29-21 *
Kentucky (WW)	State	KY90023	12-31-21
Louisiana	NELAP	02046	06-30-21
Mississippi	State	NA	04-30-20 *
North Carolina (WW/SW)	State	291	12-31-21
North Dakota	State	R-194	04-29-21 *
Oklahoma	State	8908	08-31-21
USDA	US Federal Programs	P330-18-00018	02-11-24
Wisconsin	State	999580010	08-31-21
Wyoming	State	8TMS-Q	04-30-22

* Accreditation/Certification renewal pending - accreditation/certification considered valid.



TestAmerica

THE LEADER IN ENVIRONMENTAL TESTING

Part # 159469-434 RT2 EXP 06/21



500-199214 Wayb

ORIGIN ID:RRLA (262) 202-5955
SHIPPING
TESTAMERICA
4125 N 124TH ST
BROOKFIELD, WI 53005
UNITED STATES US

SHIP DATE: 14MAY21
ACTWGT: 45.10 LB
CAD: 525155/CAFE3406

BILL RECIPIENT

TO: **SAMPLE RECEIPT**
TESTAMERICA LABS
2417 BOND STREET


UNIVERSITY PARK IL 60484

(708) 634-6200

REF:

INU:
PO:

DEPT:



FedEx
Express




01090116101027

SATURDAY 12:00P
PRIORITY OVERNIGHT

TRK# 7125 4944 4957
0201

XO JOTA

60484
IL-US ORD



489

- 1
- 2
- 3
- 4
- 5
- 6
- 7
- 8
- 9
- 10
- 11
- 12
- 13
- 14
- 15

Login Sample Receipt Checklist

Client: Tetra Tech GEO

Job Number: 500-199214-1

Login Number: 199214

List Source: Eurofins TestAmerica, Chicago

List Number: 1

Creator: Hernandez, Stephanie

Question	Answer	Comment
Radioactivity wasn't checked or is </= background as measured by a survey meter.	True	
The cooler's custody seal, if present, is intact.	True	
Sample custody seals, if present, are intact.	True	
The cooler or samples do not appear to have been compromised or tampered with.	True	
Samples were received on ice.	True	
Cooler Temperature is acceptable.	True	
Cooler Temperature is recorded.	True	0.8
COC is present.	True	
COC is filled out in ink and legible.	True	
COC is filled out with all pertinent information.	True	
Is the Field Sampler's name present on COC?	True	
There are no discrepancies between the containers received and the COC.	True	
Samples are received within Holding Time (excluding tests with immediate HTs)	True	
Sample containers have legible labels.	True	
Containers are not broken or leaking.	True	
Sample collection date/times are provided.	True	
Appropriate sample containers are used.	True	
Sample bottles are completely filled.	True	
Sample Preservation Verified.	True	
There is sufficient vol. for all requested analyses, incl. any requested MS/MSDs	True	
Containers requiring zero headspace have no headspace or bubble is <6mm (1/4").	True	
Multiphasic samples are not present.	True	
Samples do not require splitting or compositing.	True	
Residual Chlorine Checked.	N/A	



ANALYTICAL REPORT

Eurofins Chicago
2417 Bond Street
University Park, IL 60484
Tel: (708)534-5200

Laboratory Job ID: 500-210195-1
Client Project/Site: Pentair Deerfield - 117-7464008

For:
Tetra Tech GEO
175 N Corporate Drive
Suite 100
Brookfield, Wisconsin 53045

Attn: Mr. Mark Manthey



Authorized for release by:
1/10/2022 10:33:03 AM

Sandie Fredrick, Project Manager II
(920)261-1660
sandra.fredrick@eurofinset.com

LINKS

Review your project
results through
TotalAccess

Have a Question?



Visit us at:
www.eurofinsus.com/Env

The test results in this report meet all 2003 NELAC, 2009 TNI, and 2016 TNI requirements for accredited parameters, exceptions are noted in this report. This report may not be reproduced except in full, and with written approval from the laboratory. For questions please contact the Project Manager at the e-mail address or telephone number listed on this page.

This report has been electronically signed and authorized by the signatory. Electronic signature is intended to be the legally binding equivalent of a traditionally handwritten signature.

Results relate only to the items tested and the sample(s) as received by the laboratory.



Table of Contents

Cover Page	1
Table of Contents	2
Case Narrative	3
Detection Summary	4
Method Summary	6
Sample Summary	7
Client Sample Results	8
Definitions	26
QC Association	27
Surrogate Summary	28
QC Sample Results	29
Chronicle	38
Certification Summary	40
Chain of Custody	41
Receipt Checklists	42

Case Narrative

Client: Tetra Tech GEO
Project/Site: Pentair Deerfield - 117-7464008

Job ID: 500-210195-1

Job ID: 500-210195-1

Laboratory: Eurofins Chicago

Narrative

Job Narrative 500-210195-1

Comments

No additional comments.

Receipt

The samples were received on 12/23/2021 10:50 AM. Unless otherwise noted below, the samples arrived in good condition, and where required, properly preserved and on ice. The temperature of the cooler at receipt was 4.0° C.

GC/MS VOA

Method 8260B: The matrix spike/ matrix spike duplicate (MS/MSD) for the following sample was analyzed outside the 12 hour tune window. No further action was taken. MW-10S (500-210195-1)

Method 8260B: The following samples were diluted to bring the concentration of target analytes within the calibration range: MW-14SR (500-210195-3), MW-14IR (500-210195-4), MW-15D (500-210195-5), MW-15D-DUP (500-210195-6) and MW-17D (500-210195-8). Elevated reporting limits (RLs) are provided.

Method 8260B: The laboratory control sample (LCS) for 636416 recovered outside control limits for the following analytes: Isopropylbenzene, 2,2-Dichloropropane, and Chloroethane. These analytes were biased high in the LCS and were not detected in the associated samples; therefore, the data have been reported.

No additional analytical or quality issues were noted, other than those described above or in the Definitions/Glossary page.

Detection Summary

Client: Tetra Tech GEO
 Project/Site: Pentair Deerfield - 117-7464008

Job ID: 500-210195-1

Client Sample ID: MW-10S

Lab Sample ID: 500-210195-1

Analyte	Result	Qualifier	RL	MDL	Unit	Dil Fac	D	Method	Prep Type
1,1,1-Trichloroethane	2.9		1.0	0.38	ug/L	1		8260B	Total/NA

Client Sample ID: MW-10I

Lab Sample ID: 500-210195-2

Analyte	Result	Qualifier	RL	MDL	Unit	Dil Fac	D	Method	Prep Type
cis-1,2-Dichloroethene	0.65	J	1.0	0.41	ug/L	1		8260B	Total/NA
1,1-Dichloroethane	7.4		1.0	0.41	ug/L	1		8260B	Total/NA
1,1-Dichloroethene	1.7		1.0	0.39	ug/L	1		8260B	Total/NA
Tetrachloroethene	0.77	J	1.0	0.37	ug/L	1		8260B	Total/NA
1,1,1-Trichloroethane	28		1.0	0.38	ug/L	1		8260B	Total/NA
Trichloroethene	20		0.50	0.16	ug/L	1		8260B	Total/NA

Client Sample ID: MW-14SR

Lab Sample ID: 500-210195-3

Analyte	Result	Qualifier	RL	MDL	Unit	Dil Fac	D	Method	Prep Type
cis-1,2-Dichloroethene	2.8		1.0	0.41	ug/L	1		8260B	Total/NA
Trichloroethene - DL	330		5.0	1.6	ug/L	10		8260B	Total/NA

Client Sample ID: MW-14IR

Lab Sample ID: 500-210195-4

Analyte	Result	Qualifier	RL	MDL	Unit	Dil Fac	D	Method	Prep Type
cis-1,2-Dichloroethene	12		1.0	0.41	ug/L	1		8260B	Total/NA
Tetrachloroethene	1.1		1.0	0.37	ug/L	1		8260B	Total/NA
1,1,1-Trichloroethane	0.50	J	1.0	0.38	ug/L	1		8260B	Total/NA
Trichloroethene - DL	520		5.0	1.6	ug/L	10		8260B	Total/NA

Client Sample ID: MW-15D

Lab Sample ID: 500-210195-5

Analyte	Result	Qualifier	RL	MDL	Unit	Dil Fac	D	Method	Prep Type
1,1-Dichloroethene	2.4		2.0	0.78	ug/L	2		8260B	Total/NA
trans-1,2-Dichloroethene	1.4	J	2.0	0.70	ug/L	2		8260B	Total/NA
Trichloroethene	160		1.0	0.33	ug/L	2		8260B	Total/NA
cis-1,2-Dichloroethene - DL	850		20	8.2	ug/L	20		8260B	Total/NA

Client Sample ID: MW-15D-DUP

Lab Sample ID: 500-210195-6

Analyte	Result	Qualifier	RL	MDL	Unit	Dil Fac	D	Method	Prep Type
1,1-Dichloroethene	1.8	J	2.0	0.78	ug/L	2		8260B	Total/NA
trans-1,2-Dichloroethene	1.2	J	2.0	0.70	ug/L	2		8260B	Total/NA
Trichloroethene	150		1.0	0.33	ug/L	2		8260B	Total/NA
cis-1,2-Dichloroethene - DL	930		20	8.2	ug/L	20		8260B	Total/NA

Client Sample ID: MW-16D

Lab Sample ID: 500-210195-7

No Detections.

Client Sample ID: MW-17D

Lab Sample ID: 500-210195-8

Analyte	Result	Qualifier	RL	MDL	Unit	Dil Fac	D	Method	Prep Type
1,1-Dichloroethane	11		1.0	0.41	ug/L	1		8260B	Total/NA
1,1-Dichloroethene	35		1.0	0.39	ug/L	1		8260B	Total/NA
trans-1,2-Dichloroethene	1.7		1.0	0.35	ug/L	1		8260B	Total/NA
1,1,1-Trichloroethane	63		1.0	0.38	ug/L	1		8260B	Total/NA
1,1,2-Trichloroethane	0.65	J	1.0	0.35	ug/L	1		8260B	Total/NA
cis-1,2-Dichloroethene - DL	340		10	4.1	ug/L	10		8260B	Total/NA

This Detection Summary does not include radiochemical test results.

Euofins Chicago

Detection Summary

Client: Tetra Tech GEO
Project/Site: Pentair Deerfield - 117-7464008

Job ID: 500-210195-1

Client Sample ID: MW-17D (Continued)

Lab Sample ID: 500-210195-8

Analyte	Result	Qualifier	RL	MDL	Unit	Dil Fac	D	Method	Prep Type
Trichloroethene - DL	440		5.0	1.6	ug/L	10		8260B	Total/NA

Client Sample ID: TB-1

Lab Sample ID: 500-210195-9

No Detections.

This Detection Summary does not include radiochemical test results.

Eurofins Chicago

- 1
- 2
- 3
- 4
- 5
- 6
- 7
- 8
- 9
- 10
- 11
- 12
- 13
- 14
- 15

Method Summary

Client: Tetra Tech GEO
Project/Site: Pentair Deerfield - 117-7464008

Job ID: 500-210195-1

Method	Method Description	Protocol	Laboratory
8260B	Volatile Organic Compounds (GC/MS)	SW846	TAL CHI
5030B	Purge and Trap	SW846	TAL CHI

Protocol References:

SW846 = "Test Methods For Evaluating Solid Waste, Physical/Chemical Methods", Third Edition, November 1986 And Its Updates.

Laboratory References:

TAL CHI = Eurofins Chicago, 2417 Bond Street, University Park, IL 60484, TEL (708)534-5200

- 1
- 2
- 3
- 4
- 5
- 6
- 7
- 8
- 9
- 10
- 11
- 12
- 13
- 14
- 15

Sample Summary

Client: Tetra Tech GEO
Project/Site: Pentair Deerfield - 117-7464008

Job ID: 500-210195-1

Lab Sample ID	Client Sample ID	Matrix	Collected	Received
500-210195-1	MW-10S	Water	12/21/21 13:30	12/23/21 10:50
500-210195-2	MW-10I	Water	12/21/21 11:05	12/23/21 10:50
500-210195-3	MW-14SR	Water	12/21/21 13:10	12/23/21 10:50
500-210195-4	MW-14IR	Water	12/21/21 13:15	12/23/21 10:50
500-210195-5	MW-15D	Water	12/21/21 11:15	12/23/21 10:50
500-210195-6	MW-15D-DUP	Water	12/21/21 11:20	12/23/21 10:50
500-210195-7	MW-16D	Water	12/22/21 09:30	12/23/21 10:50
500-210195-8	MW-17D	Water	12/22/21 10:45	12/23/21 10:50
500-210195-9	TB-1	Water	12/22/21 00:00	12/23/21 10:50

1

2

3

4

5

6

7

8

9

10

11

12

13

14

15

Client Sample Results

Client: Tetra Tech GEO
 Project/Site: Pentair Deerfield - 117-7464008

Job ID: 500-210195-1

Client Sample ID: MW-10S

Lab Sample ID: 500-210195-1

Date Collected: 12/21/21 13:30

Matrix: Water

Date Received: 12/23/21 10:50

Method: 8260B - Volatile Organic Compounds (GC/MS)

Analyte	Result	Qualifier	RL	MDL	Unit	D	Prepared	Analyzed	Dil Fac
Benzene	<0.15		0.50	0.15	ug/L			01/03/22 17:58	1
Bromobenzene	<0.36		1.0	0.36	ug/L			01/03/22 17:58	1
Bromochloromethane	<0.43		1.0	0.43	ug/L			01/03/22 17:58	1
Bromodichloromethane	<0.37		1.0	0.37	ug/L			01/03/22 17:58	1
Bromoform	<0.48		1.0	0.48	ug/L			01/03/22 17:58	1
Bromomethane	<0.80		3.0	0.80	ug/L			01/03/22 17:58	1
Carbon tetrachloride	<0.38		1.0	0.38	ug/L			01/03/22 17:58	1
Chlorobenzene	<0.39		1.0	0.39	ug/L			01/03/22 17:58	1
Chloroethane	<0.51		1.0	0.51	ug/L			01/03/22 17:58	1
Chloroform	<0.37		2.0	0.37	ug/L			01/03/22 17:58	1
Chloromethane	<0.32		1.0	0.32	ug/L			01/03/22 17:58	1
2-Chlorotoluene	<0.31		1.0	0.31	ug/L			01/03/22 17:58	1
4-Chlorotoluene	<0.35		1.0	0.35	ug/L			01/03/22 17:58	1
cis-1,2-Dichloroethene	<0.41		1.0	0.41	ug/L			01/03/22 17:58	1
cis-1,3-Dichloropropene	<0.42		1.0	0.42	ug/L			01/03/22 17:58	1
Dibromochloromethane	<0.49		1.0	0.49	ug/L			01/03/22 17:58	1
1,2-Dibromo-3-Chloropropane	<2.0		5.0	2.0	ug/L			01/03/22 17:58	1
1,2-Dibromoethane	<0.39		1.0	0.39	ug/L			01/03/22 17:58	1
Dibromomethane	<0.27		1.0	0.27	ug/L			01/03/22 17:58	1
1,2-Dichlorobenzene	<0.33		1.0	0.33	ug/L			01/03/22 17:58	1
1,3-Dichlorobenzene	<0.40		1.0	0.40	ug/L			01/03/22 17:58	1
1,4-Dichlorobenzene	<0.36		1.0	0.36	ug/L			01/03/22 17:58	1
Dichlorodifluoromethane	<0.67		3.0	0.67	ug/L			01/03/22 17:58	1
1,1-Dichloroethane	<0.41		1.0	0.41	ug/L			01/03/22 17:58	1
1,2-Dichloroethane	<0.39		1.0	0.39	ug/L			01/03/22 17:58	1
1,1-Dichloroethene	<0.39		1.0	0.39	ug/L			01/03/22 17:58	1
1,2-Dichloropropane	<0.43		1.0	0.43	ug/L			01/03/22 17:58	1
1,3-Dichloropropane	<0.36		1.0	0.36	ug/L			01/03/22 17:58	1
2,2-Dichloropropane	<0.44		1.0	0.44	ug/L			01/03/22 17:58	1
1,1-Dichloropropene	<0.30		1.0	0.30	ug/L			01/03/22 17:58	1
Ethylbenzene	<0.18		0.50	0.18	ug/L			01/03/22 17:58	1
Hexachlorobutadiene	<0.45		1.0	0.45	ug/L			01/03/22 17:58	1
Isopropylbenzene	<0.39		1.0	0.39	ug/L			01/03/22 17:58	1
Isopropyl ether	<0.28		1.0	0.28	ug/L			01/03/22 17:58	1
Methylene Chloride	<1.6		5.0	1.6	ug/L			01/03/22 17:58	1
Methyl tert-butyl ether	<0.39		1.0	0.39	ug/L			01/03/22 17:58	1
Naphthalene	<0.34		1.0	0.34	ug/L			01/03/22 17:58	1
n-Butylbenzene	<0.39		1.0	0.39	ug/L			01/03/22 17:58	1
N-Propylbenzene	<0.41		1.0	0.41	ug/L			01/03/22 17:58	1
p-Isopropyltoluene	<0.36		1.0	0.36	ug/L			01/03/22 17:58	1
sec-Butylbenzene	<0.40		1.0	0.40	ug/L			01/03/22 17:58	1
Styrene	<0.39		1.0	0.39	ug/L			01/03/22 17:58	1
tert-Butylbenzene	<0.40		1.0	0.40	ug/L			01/03/22 17:58	1
1,1,1,2-Tetrachloroethane	<0.46		1.0	0.46	ug/L			01/03/22 17:58	1
1,1,2,2-Tetrachloroethane	<0.40		1.0	0.40	ug/L			01/03/22 17:58	1
Tetrachloroethene	<0.37		1.0	0.37	ug/L			01/03/22 17:58	1
Toluene	<0.15		0.50	0.15	ug/L			01/03/22 17:58	1
trans-1,2-Dichloroethene	<0.35		1.0	0.35	ug/L			01/03/22 17:58	1
trans-1,3-Dichloropropene	<0.36		1.0	0.36	ug/L			01/03/22 17:58	1

Eurofins Chicago

Client Sample Results

Client: Tetra Tech GEO
 Project/Site: Pentair Deerfield - 117-7464008

Job ID: 500-210195-1

Client Sample ID: MW-10S

Lab Sample ID: 500-210195-1

Date Collected: 12/21/21 13:30

Matrix: Water

Date Received: 12/23/21 10:50

Method: 8260B - Volatile Organic Compounds (GC/MS) (Continued)

Analyte	Result	Qualifier	RL	MDL	Unit	D	Prepared	Analyzed	Dil Fac
1,2,3-Trichlorobenzene	<0.46		1.0	0.46	ug/L			01/03/22 17:58	1
1,2,4-Trichlorobenzene	<0.34		1.0	0.34	ug/L			01/03/22 17:58	1
1,1,1-Trichloroethane	2.9		1.0	0.38	ug/L			01/03/22 17:58	1
1,1,2-Trichloroethane	<0.35		1.0	0.35	ug/L			01/03/22 17:58	1
Trichloroethene	<0.16		0.50	0.16	ug/L			01/03/22 17:58	1
Trichlorofluoromethane	<0.43		1.0	0.43	ug/L			01/03/22 17:58	1
1,2,3-Trichloropropane	<0.41		2.0	0.41	ug/L			01/03/22 17:58	1
1,2,4-Trimethylbenzene	<0.36		1.0	0.36	ug/L			01/03/22 17:58	1
1,3,5-Trimethylbenzene	<0.25		1.0	0.25	ug/L			01/03/22 17:58	1
Vinyl chloride	<0.20		1.0	0.20	ug/L			01/03/22 17:58	1
Xylenes, Total	<0.22		1.0	0.22	ug/L			01/03/22 17:58	1

Surrogate	%Recovery	Qualifier	Limits	Prepared	Analyzed	Dil Fac
4-Bromofluorobenzene (Surr)	98		72 - 124		01/03/22 17:58	1
Dibromofluoromethane	106		75 - 120		01/03/22 17:58	1
1,2-Dichloroethane-d4 (Surr)	102		75 - 126		01/03/22 17:58	1
Toluene-d8 (Surr)	96		75 - 120		01/03/22 17:58	1

Client Sample Results

Client: Tetra Tech GEO
Project/Site: Pentair Deerfield - 117-7464008

Job ID: 500-210195-1

Client Sample ID: MW-101

Lab Sample ID: 500-210195-2

Date Collected: 12/21/21 11:05

Matrix: Water

Date Received: 12/23/21 10:50

Method: 8260B - Volatile Organic Compounds (GC/MS)

Analyte	Result	Qualifier	RL	MDL	Unit	D	Prepared	Analyzed	Dil Fac
Benzene	<0.15		0.50	0.15	ug/L			01/03/22 18:22	1
Bromobenzene	<0.36		1.0	0.36	ug/L			01/03/22 18:22	1
Bromochloromethane	<0.43		1.0	0.43	ug/L			01/03/22 18:22	1
Bromodichloromethane	<0.37		1.0	0.37	ug/L			01/03/22 18:22	1
Bromoform	<0.48		1.0	0.48	ug/L			01/03/22 18:22	1
Bromomethane	<0.80		3.0	0.80	ug/L			01/03/22 18:22	1
Carbon tetrachloride	<0.38		1.0	0.38	ug/L			01/03/22 18:22	1
Chlorobenzene	<0.39		1.0	0.39	ug/L			01/03/22 18:22	1
Chloroethane	<0.51		1.0	0.51	ug/L			01/03/22 18:22	1
Chloroform	<0.37		2.0	0.37	ug/L			01/03/22 18:22	1
Chloromethane	<0.32		1.0	0.32	ug/L			01/03/22 18:22	1
2-Chlorotoluene	<0.31		1.0	0.31	ug/L			01/03/22 18:22	1
4-Chlorotoluene	<0.35		1.0	0.35	ug/L			01/03/22 18:22	1
cis-1,2-Dichloroethene	0.65	J	1.0	0.41	ug/L			01/03/22 18:22	1
cis-1,3-Dichloropropene	<0.42		1.0	0.42	ug/L			01/03/22 18:22	1
Dibromochloromethane	<0.49		1.0	0.49	ug/L			01/03/22 18:22	1
1,2-Dibromo-3-Chloropropane	<2.0		5.0	2.0	ug/L			01/03/22 18:22	1
1,2-Dibromoethane	<0.39		1.0	0.39	ug/L			01/03/22 18:22	1
Dibromomethane	<0.27		1.0	0.27	ug/L			01/03/22 18:22	1
1,2-Dichlorobenzene	<0.33		1.0	0.33	ug/L			01/03/22 18:22	1
1,3-Dichlorobenzene	<0.40		1.0	0.40	ug/L			01/03/22 18:22	1
1,4-Dichlorobenzene	<0.36		1.0	0.36	ug/L			01/03/22 18:22	1
Dichlorodifluoromethane	<0.67		3.0	0.67	ug/L			01/03/22 18:22	1
1,1-Dichloroethane	7.4		1.0	0.41	ug/L			01/03/22 18:22	1
1,2-Dichloroethane	<0.39		1.0	0.39	ug/L			01/03/22 18:22	1
1,1-Dichloroethene	1.7		1.0	0.39	ug/L			01/03/22 18:22	1
1,2-Dichloropropane	<0.43		1.0	0.43	ug/L			01/03/22 18:22	1
1,3-Dichloropropane	<0.36		1.0	0.36	ug/L			01/03/22 18:22	1
2,2-Dichloropropane	<0.44		1.0	0.44	ug/L			01/03/22 18:22	1
1,1-Dichloropropene	<0.30		1.0	0.30	ug/L			01/03/22 18:22	1
Ethylbenzene	<0.18		0.50	0.18	ug/L			01/03/22 18:22	1
Hexachlorobutadiene	<0.45		1.0	0.45	ug/L			01/03/22 18:22	1
Isopropylbenzene	<0.39		1.0	0.39	ug/L			01/03/22 18:22	1
Isopropyl ether	<0.28		1.0	0.28	ug/L			01/03/22 18:22	1
Methylene Chloride	<1.6		5.0	1.6	ug/L			01/03/22 18:22	1
Methyl tert-butyl ether	<0.39		1.0	0.39	ug/L			01/03/22 18:22	1
Naphthalene	<0.34		1.0	0.34	ug/L			01/03/22 18:22	1
n-Butylbenzene	<0.39		1.0	0.39	ug/L			01/03/22 18:22	1
N-Propylbenzene	<0.41		1.0	0.41	ug/L			01/03/22 18:22	1
p-Isopropyltoluene	<0.36		1.0	0.36	ug/L			01/03/22 18:22	1
sec-Butylbenzene	<0.40		1.0	0.40	ug/L			01/03/22 18:22	1
Styrene	<0.39		1.0	0.39	ug/L			01/03/22 18:22	1
tert-Butylbenzene	<0.40		1.0	0.40	ug/L			01/03/22 18:22	1
1,1,1,2-Tetrachloroethane	<0.46		1.0	0.46	ug/L			01/03/22 18:22	1
1,1,2,2-Tetrachloroethane	<0.40		1.0	0.40	ug/L			01/03/22 18:22	1
Tetrachloroethene	0.77	J	1.0	0.37	ug/L			01/03/22 18:22	1
Toluene	<0.15		0.50	0.15	ug/L			01/03/22 18:22	1
trans-1,2-Dichloroethene	<0.35		1.0	0.35	ug/L			01/03/22 18:22	1
trans-1,3-Dichloropropene	<0.36		1.0	0.36	ug/L			01/03/22 18:22	1

Eurofins Chicago

Client Sample Results

Client: Tetra Tech GEO
 Project/Site: Pentair Deerfield - 117-7464008

Job ID: 500-210195-1

Client Sample ID: MW-10I

Lab Sample ID: 500-210195-2

Date Collected: 12/21/21 11:05

Matrix: Water

Date Received: 12/23/21 10:50

Method: 8260B - Volatile Organic Compounds (GC/MS) (Continued)

Analyte	Result	Qualifier	RL	MDL	Unit	D	Prepared	Analyzed	Dil Fac
1,2,3-Trichlorobenzene	<0.46		1.0	0.46	ug/L			01/03/22 18:22	1
1,2,4-Trichlorobenzene	<0.34		1.0	0.34	ug/L			01/03/22 18:22	1
1,1,1-Trichloroethane	28		1.0	0.38	ug/L			01/03/22 18:22	1
1,1,2-Trichloroethane	<0.35		1.0	0.35	ug/L			01/03/22 18:22	1
Trichloroethene	20		0.50	0.16	ug/L			01/03/22 18:22	1
Trichlorofluoromethane	<0.43		1.0	0.43	ug/L			01/03/22 18:22	1
1,2,3-Trichloropropane	<0.41		2.0	0.41	ug/L			01/03/22 18:22	1
1,2,4-Trimethylbenzene	<0.36		1.0	0.36	ug/L			01/03/22 18:22	1
1,3,5-Trimethylbenzene	<0.25		1.0	0.25	ug/L			01/03/22 18:22	1
Vinyl chloride	<0.20		1.0	0.20	ug/L			01/03/22 18:22	1
Xylenes, Total	<0.22		1.0	0.22	ug/L			01/03/22 18:22	1

Surrogate	%Recovery	Qualifier	Limits	Prepared	Analyzed	Dil Fac
4-Bromofluorobenzene (Surr)	96		72 - 124		01/03/22 18:22	1
Dibromofluoromethane	112		75 - 120		01/03/22 18:22	1
1,2-Dichloroethane-d4 (Surr)	103		75 - 126		01/03/22 18:22	1
Toluene-d8 (Surr)	95		75 - 120		01/03/22 18:22	1

Client Sample Results

Client: Tetra Tech GEO
 Project/Site: Pentair Deerfield - 117-7464008

Job ID: 500-210195-1

Client Sample ID: MW-14SR

Lab Sample ID: 500-210195-3

Date Collected: 12/21/21 13:10

Matrix: Water

Date Received: 12/23/21 10:50

Method: 8260B - Volatile Organic Compounds (GC/MS)

Analyte	Result	Qualifier	RL	MDL	Unit	D	Prepared	Analyzed	Dil Fac
Benzene	<0.15		0.50	0.15	ug/L			01/03/22 18:47	1
Bromobenzene	<0.36		1.0	0.36	ug/L			01/03/22 18:47	1
Bromochloromethane	<0.43		1.0	0.43	ug/L			01/03/22 18:47	1
Bromodichloromethane	<0.37		1.0	0.37	ug/L			01/03/22 18:47	1
Bromoform	<0.48		1.0	0.48	ug/L			01/03/22 18:47	1
Bromomethane	<0.80		3.0	0.80	ug/L			01/03/22 18:47	1
Carbon tetrachloride	<0.38		1.0	0.38	ug/L			01/03/22 18:47	1
Chlorobenzene	<0.39		1.0	0.39	ug/L			01/03/22 18:47	1
Chloroethane	<0.51		1.0	0.51	ug/L			01/03/22 18:47	1
Chloroform	<0.37		2.0	0.37	ug/L			01/03/22 18:47	1
Chloromethane	<0.32		1.0	0.32	ug/L			01/03/22 18:47	1
2-Chlorotoluene	<0.31		1.0	0.31	ug/L			01/03/22 18:47	1
4-Chlorotoluene	<0.35		1.0	0.35	ug/L			01/03/22 18:47	1
cis-1,2-Dichloroethene	2.8		1.0	0.41	ug/L			01/03/22 18:47	1
cis-1,3-Dichloropropene	<0.42		1.0	0.42	ug/L			01/03/22 18:47	1
Dibromochloromethane	<0.49		1.0	0.49	ug/L			01/03/22 18:47	1
1,2-Dibromo-3-Chloropropane	<2.0		5.0	2.0	ug/L			01/03/22 18:47	1
1,2-Dibromoethane	<0.39		1.0	0.39	ug/L			01/03/22 18:47	1
Dibromomethane	<0.27		1.0	0.27	ug/L			01/03/22 18:47	1
1,2-Dichlorobenzene	<0.33		1.0	0.33	ug/L			01/03/22 18:47	1
1,3-Dichlorobenzene	<0.40		1.0	0.40	ug/L			01/03/22 18:47	1
1,4-Dichlorobenzene	<0.36		1.0	0.36	ug/L			01/03/22 18:47	1
Dichlorodifluoromethane	<0.67		3.0	0.67	ug/L			01/03/22 18:47	1
1,1-Dichloroethane	<0.41		1.0	0.41	ug/L			01/03/22 18:47	1
1,2-Dichloroethane	<0.39		1.0	0.39	ug/L			01/03/22 18:47	1
1,1-Dichloroethene	<0.39		1.0	0.39	ug/L			01/03/22 18:47	1
1,2-Dichloropropane	<0.43		1.0	0.43	ug/L			01/03/22 18:47	1
1,3-Dichloropropane	<0.36		1.0	0.36	ug/L			01/03/22 18:47	1
2,2-Dichloropropane	<0.44		1.0	0.44	ug/L			01/03/22 18:47	1
1,1-Dichloropropene	<0.30		1.0	0.30	ug/L			01/03/22 18:47	1
Ethylbenzene	<0.18		0.50	0.18	ug/L			01/03/22 18:47	1
Hexachlorobutadiene	<0.45		1.0	0.45	ug/L			01/03/22 18:47	1
Isopropylbenzene	<0.39		1.0	0.39	ug/L			01/03/22 18:47	1
Isopropyl ether	<0.28		1.0	0.28	ug/L			01/03/22 18:47	1
Methylene Chloride	<1.6		5.0	1.6	ug/L			01/03/22 18:47	1
Methyl tert-butyl ether	<0.39		1.0	0.39	ug/L			01/03/22 18:47	1
Naphthalene	<0.34		1.0	0.34	ug/L			01/03/22 18:47	1
n-Butylbenzene	<0.39		1.0	0.39	ug/L			01/03/22 18:47	1
N-Propylbenzene	<0.41		1.0	0.41	ug/L			01/03/22 18:47	1
p-Isopropyltoluene	<0.36		1.0	0.36	ug/L			01/03/22 18:47	1
sec-Butylbenzene	<0.40		1.0	0.40	ug/L			01/03/22 18:47	1
Styrene	<0.39		1.0	0.39	ug/L			01/03/22 18:47	1
tert-Butylbenzene	<0.40		1.0	0.40	ug/L			01/03/22 18:47	1
1,1,1,2-Tetrachloroethane	<0.46		1.0	0.46	ug/L			01/03/22 18:47	1
1,1,2,2-Tetrachloroethane	<0.40		1.0	0.40	ug/L			01/03/22 18:47	1
Tetrachloroethene	<0.37		1.0	0.37	ug/L			01/03/22 18:47	1
Toluene	<0.15		0.50	0.15	ug/L			01/03/22 18:47	1
trans-1,2-Dichloroethene	<0.35		1.0	0.35	ug/L			01/03/22 18:47	1
trans-1,3-Dichloropropene	<0.36		1.0	0.36	ug/L			01/03/22 18:47	1

Eurofins Chicago

Client Sample Results

Client: Tetra Tech GEO
 Project/Site: Pentair Deerfield - 117-7464008

Job ID: 500-210195-1

Client Sample ID: MW-14SR

Lab Sample ID: 500-210195-3

Date Collected: 12/21/21 13:10

Matrix: Water

Date Received: 12/23/21 10:50

Method: 8260B - Volatile Organic Compounds (GC/MS) (Continued)

Analyte	Result	Qualifier	RL	MDL	Unit	D	Prepared	Analyzed	Dil Fac
1,2,3-Trichlorobenzene	<0.46		1.0	0.46	ug/L			01/03/22 18:47	1
1,2,4-Trichlorobenzene	<0.34		1.0	0.34	ug/L			01/03/22 18:47	1
1,1,1-Trichloroethane	<0.38		1.0	0.38	ug/L			01/03/22 18:47	1
1,1,2-Trichloroethane	<0.35		1.0	0.35	ug/L			01/03/22 18:47	1
Trichlorofluoromethane	<0.43		1.0	0.43	ug/L			01/03/22 18:47	1
1,2,3-Trichloropropane	<0.41		2.0	0.41	ug/L			01/03/22 18:47	1
1,2,4-Trimethylbenzene	<0.36		1.0	0.36	ug/L			01/03/22 18:47	1
1,3,5-Trimethylbenzene	<0.25		1.0	0.25	ug/L			01/03/22 18:47	1
Vinyl chloride	<0.20		1.0	0.20	ug/L			01/03/22 18:47	1
Xylenes, Total	<0.22		1.0	0.22	ug/L			01/03/22 18:47	1

Surrogate	%Recovery	Qualifier	Limits	Prepared	Analyzed	Dil Fac
4-Bromofluorobenzene (Surr)	98		72 - 124		01/03/22 18:47	1
Dibromofluoromethane	109		75 - 120		01/03/22 18:47	1
1,2-Dichloroethane-d4 (Surr)	104		75 - 126		01/03/22 18:47	1
Toluene-d8 (Surr)	95		75 - 120		01/03/22 18:47	1

Method: 8260B - Volatile Organic Compounds (GC/MS) - DL

Analyte	Result	Qualifier	RL	MDL	Unit	D	Prepared	Analyzed	Dil Fac
Trichloroethene	330		5.0	1.6	ug/L			01/03/22 19:11	10

Surrogate	%Recovery	Qualifier	Limits	Prepared	Analyzed	Dil Fac
4-Bromofluorobenzene (Surr)	92		72 - 124		01/03/22 19:11	10
Dibromofluoromethane	112		75 - 120		01/03/22 19:11	10
1,2-Dichloroethane-d4 (Surr)	107		75 - 126		01/03/22 19:11	10
Toluene-d8 (Surr)	97		75 - 120		01/03/22 19:11	10

Client Sample Results

Client: Tetra Tech GEO
 Project/Site: Pentair Deerfield - 117-7464008

Job ID: 500-210195-1

Client Sample ID: MW-14IR

Lab Sample ID: 500-210195-4

Date Collected: 12/21/21 13:15

Matrix: Water

Date Received: 12/23/21 10:50

Method: 8260B - Volatile Organic Compounds (GC/MS)

Analyte	Result	Qualifier	RL	MDL	Unit	D	Prepared	Analyzed	Dil Fac
Benzene	<0.15		0.50	0.15	ug/L			01/03/22 19:35	1
Bromobenzene	<0.36		1.0	0.36	ug/L			01/03/22 19:35	1
Bromochloromethane	<0.43		1.0	0.43	ug/L			01/03/22 19:35	1
Bromodichloromethane	<0.37		1.0	0.37	ug/L			01/03/22 19:35	1
Bromoform	<0.48		1.0	0.48	ug/L			01/03/22 19:35	1
Bromomethane	<0.80		3.0	0.80	ug/L			01/03/22 19:35	1
Carbon tetrachloride	<0.38		1.0	0.38	ug/L			01/03/22 19:35	1
Chlorobenzene	<0.39		1.0	0.39	ug/L			01/03/22 19:35	1
Chloroethane	<0.51		1.0	0.51	ug/L			01/03/22 19:35	1
Chloroform	<0.37		2.0	0.37	ug/L			01/03/22 19:35	1
Chloromethane	<0.32		1.0	0.32	ug/L			01/03/22 19:35	1
2-Chlorotoluene	<0.31		1.0	0.31	ug/L			01/03/22 19:35	1
4-Chlorotoluene	<0.35		1.0	0.35	ug/L			01/03/22 19:35	1
cis-1,2-Dichloroethene	12		1.0	0.41	ug/L			01/03/22 19:35	1
cis-1,3-Dichloropropene	<0.42		1.0	0.42	ug/L			01/03/22 19:35	1
Dibromochloromethane	<0.49		1.0	0.49	ug/L			01/03/22 19:35	1
1,2-Dibromo-3-Chloropropane	<2.0		5.0	2.0	ug/L			01/03/22 19:35	1
1,2-Dibromoethane	<0.39		1.0	0.39	ug/L			01/03/22 19:35	1
Dibromomethane	<0.27		1.0	0.27	ug/L			01/03/22 19:35	1
1,2-Dichlorobenzene	<0.33		1.0	0.33	ug/L			01/03/22 19:35	1
1,3-Dichlorobenzene	<0.40		1.0	0.40	ug/L			01/03/22 19:35	1
1,4-Dichlorobenzene	<0.36		1.0	0.36	ug/L			01/03/22 19:35	1
Dichlorodifluoromethane	<0.67		3.0	0.67	ug/L			01/03/22 19:35	1
1,1-Dichloroethane	<0.41		1.0	0.41	ug/L			01/03/22 19:35	1
1,2-Dichloroethane	<0.39		1.0	0.39	ug/L			01/03/22 19:35	1
1,1-Dichloroethene	<0.39		1.0	0.39	ug/L			01/03/22 19:35	1
1,2-Dichloropropane	<0.43		1.0	0.43	ug/L			01/03/22 19:35	1
1,3-Dichloropropane	<0.36		1.0	0.36	ug/L			01/03/22 19:35	1
2,2-Dichloropropane	<0.44		1.0	0.44	ug/L			01/03/22 19:35	1
1,1-Dichloropropene	<0.30		1.0	0.30	ug/L			01/03/22 19:35	1
Ethylbenzene	<0.18		0.50	0.18	ug/L			01/03/22 19:35	1
Hexachlorobutadiene	<0.45		1.0	0.45	ug/L			01/03/22 19:35	1
Isopropylbenzene	<0.39		1.0	0.39	ug/L			01/03/22 19:35	1
Isopropyl ether	<0.28		1.0	0.28	ug/L			01/03/22 19:35	1
Methylene Chloride	<1.6		5.0	1.6	ug/L			01/03/22 19:35	1
Methyl tert-butyl ether	<0.39		1.0	0.39	ug/L			01/03/22 19:35	1
Naphthalene	<0.34		1.0	0.34	ug/L			01/03/22 19:35	1
n-Butylbenzene	<0.39		1.0	0.39	ug/L			01/03/22 19:35	1
N-Propylbenzene	<0.41		1.0	0.41	ug/L			01/03/22 19:35	1
p-Isopropyltoluene	<0.36		1.0	0.36	ug/L			01/03/22 19:35	1
sec-Butylbenzene	<0.40		1.0	0.40	ug/L			01/03/22 19:35	1
Styrene	<0.39		1.0	0.39	ug/L			01/03/22 19:35	1
tert-Butylbenzene	<0.40		1.0	0.40	ug/L			01/03/22 19:35	1
1,1,1,2-Tetrachloroethane	<0.46		1.0	0.46	ug/L			01/03/22 19:35	1
1,1,2,2-Tetrachloroethane	<0.40		1.0	0.40	ug/L			01/03/22 19:35	1
Tetrachloroethene	1.1		1.0	0.37	ug/L			01/03/22 19:35	1
Toluene	<0.15		0.50	0.15	ug/L			01/03/22 19:35	1
trans-1,2-Dichloroethene	<0.35		1.0	0.35	ug/L			01/03/22 19:35	1
trans-1,3-Dichloropropene	<0.36		1.0	0.36	ug/L			01/03/22 19:35	1

Eurofins Chicago

Client Sample Results

Client: Tetra Tech GEO
 Project/Site: Pentair Deerfield - 117-7464008

Job ID: 500-210195-1

Client Sample ID: MW-14IR

Lab Sample ID: 500-210195-4

Date Collected: 12/21/21 13:15

Matrix: Water

Date Received: 12/23/21 10:50

Method: 8260B - Volatile Organic Compounds (GC/MS) (Continued)

Analyte	Result	Qualifier	RL	MDL	Unit	D	Prepared	Analyzed	Dil Fac
1,2,3-Trichlorobenzene	<0.46		1.0	0.46	ug/L			01/03/22 19:35	1
1,2,4-Trichlorobenzene	<0.34		1.0	0.34	ug/L			01/03/22 19:35	1
1,1,1-Trichloroethane	0.50	J	1.0	0.38	ug/L			01/03/22 19:35	1
1,1,2-Trichloroethane	<0.35		1.0	0.35	ug/L			01/03/22 19:35	1
Trichlorofluoromethane	<0.43		1.0	0.43	ug/L			01/03/22 19:35	1
1,2,3-Trichloropropane	<0.41		2.0	0.41	ug/L			01/03/22 19:35	1
1,2,4-Trimethylbenzene	<0.36		1.0	0.36	ug/L			01/03/22 19:35	1
1,3,5-Trimethylbenzene	<0.25		1.0	0.25	ug/L			01/03/22 19:35	1
Vinyl chloride	<0.20		1.0	0.20	ug/L			01/03/22 19:35	1
Xylenes, Total	<0.22		1.0	0.22	ug/L			01/03/22 19:35	1

Surrogate	%Recovery	Qualifier	Limits	Prepared	Analyzed	Dil Fac
4-Bromofluorobenzene (Surr)	95		72 - 124		01/03/22 19:35	1
Dibromofluoromethane	112		75 - 120		01/03/22 19:35	1
1,2-Dichloroethane-d4 (Surr)	104		75 - 126		01/03/22 19:35	1
Toluene-d8 (Surr)	96		75 - 120		01/03/22 19:35	1

Method: 8260B - Volatile Organic Compounds (GC/MS) - DL

Analyte	Result	Qualifier	RL	MDL	Unit	D	Prepared	Analyzed	Dil Fac
Trichloroethene	520		5.0	1.6	ug/L			01/03/22 19:59	10

Surrogate	%Recovery	Qualifier	Limits	Prepared	Analyzed	Dil Fac
4-Bromofluorobenzene (Surr)	97		72 - 124		01/03/22 19:59	10
Dibromofluoromethane	111		75 - 120		01/03/22 19:59	10
1,2-Dichloroethane-d4 (Surr)	107		75 - 126		01/03/22 19:59	10
Toluene-d8 (Surr)	95		75 - 120		01/03/22 19:59	10

Client Sample Results

Client: Tetra Tech GEO
 Project/Site: Pentair Deerfield - 117-7464008

Job ID: 500-210195-1

Client Sample ID: MW-15D

Lab Sample ID: 500-210195-5

Date Collected: 12/21/21 11:15

Matrix: Water

Date Received: 12/23/21 10:50

Method: 8260B - Volatile Organic Compounds (GC/MS)

Analyte	Result	Qualifier	RL	MDL	Unit	D	Prepared	Analyzed	Dil Fac
Benzene	<0.29		1.0	0.29	ug/L			01/03/22 20:24	2
Bromobenzene	<0.71		2.0	0.71	ug/L			01/03/22 20:24	2
Bromochloromethane	<0.86		2.0	0.86	ug/L			01/03/22 20:24	2
Bromodichloromethane	<0.74		2.0	0.74	ug/L			01/03/22 20:24	2
Bromoform	<0.97		2.0	0.97	ug/L			01/03/22 20:24	2
Bromomethane	<1.6		6.0	1.6	ug/L			01/03/22 20:24	2
Carbon tetrachloride	<0.77		2.0	0.77	ug/L			01/03/22 20:24	2
Chlorobenzene	<0.77		2.0	0.77	ug/L			01/03/22 20:24	2
Chloroethane	<1.0		2.0	1.0	ug/L			01/03/22 20:24	2
Chloroform	<0.74		4.0	0.74	ug/L			01/03/22 20:24	2
Chloromethane	<0.64		2.0	0.64	ug/L			01/03/22 20:24	2
2-Chlorotoluene	<0.63		2.0	0.63	ug/L			01/03/22 20:24	2
4-Chlorotoluene	<0.70		2.0	0.70	ug/L			01/03/22 20:24	2
cis-1,3-Dichloropropene	<0.83		2.0	0.83	ug/L			01/03/22 20:24	2
Dibromochloromethane	<0.98		2.0	0.98	ug/L			01/03/22 20:24	2
1,2-Dibromo-3-Chloropropane	<4.0		10	4.0	ug/L			01/03/22 20:24	2
1,2-Dibromoethane	<0.77		2.0	0.77	ug/L			01/03/22 20:24	2
Dibromomethane	<0.54		2.0	0.54	ug/L			01/03/22 20:24	2
1,2-Dichlorobenzene	<0.67		2.0	0.67	ug/L			01/03/22 20:24	2
1,3-Dichlorobenzene	<0.80		2.0	0.80	ug/L			01/03/22 20:24	2
1,4-Dichlorobenzene	<0.73		2.0	0.73	ug/L			01/03/22 20:24	2
Dichlorodifluoromethane	<1.3		6.0	1.3	ug/L			01/03/22 20:24	2
1,1-Dichloroethane	<0.82		2.0	0.82	ug/L			01/03/22 20:24	2
1,2-Dichloroethane	<0.78		2.0	0.78	ug/L			01/03/22 20:24	2
1,1-Dichloroethene	2.4		2.0	0.78	ug/L			01/03/22 20:24	2
1,2-Dichloropropane	<0.86		2.0	0.86	ug/L			01/03/22 20:24	2
1,3-Dichloropropane	<0.72		2.0	0.72	ug/L			01/03/22 20:24	2
2,2-Dichloropropane	<0.89		2.0	0.89	ug/L			01/03/22 20:24	2
1,1-Dichloropropene	<0.59		2.0	0.59	ug/L			01/03/22 20:24	2
Ethylbenzene	<0.37		1.0	0.37	ug/L			01/03/22 20:24	2
Hexachlorobutadiene	<0.89		2.0	0.89	ug/L			01/03/22 20:24	2
Isopropylbenzene	<0.77		2.0	0.77	ug/L			01/03/22 20:24	2
Isopropyl ether	<0.55		2.0	0.55	ug/L			01/03/22 20:24	2
Methylene Chloride	<3.3		10	3.3	ug/L			01/03/22 20:24	2
Methyl tert-butyl ether	<0.79		2.0	0.79	ug/L			01/03/22 20:24	2
Naphthalene	<0.67		2.0	0.67	ug/L			01/03/22 20:24	2
n-Butylbenzene	<0.78		2.0	0.78	ug/L			01/03/22 20:24	2
N-Propylbenzene	<0.83		2.0	0.83	ug/L			01/03/22 20:24	2
p-Isopropyltoluene	<0.72		2.0	0.72	ug/L			01/03/22 20:24	2
sec-Butylbenzene	<0.80		2.0	0.80	ug/L			01/03/22 20:24	2
Styrene	<0.77		2.0	0.77	ug/L			01/03/22 20:24	2
tert-Butylbenzene	<0.80		2.0	0.80	ug/L			01/03/22 20:24	2
1,1,1,2-Tetrachloroethane	<0.92		2.0	0.92	ug/L			01/03/22 20:24	2
1,1,1,2,2-Tetrachloroethane	<0.80		2.0	0.80	ug/L			01/03/22 20:24	2
Tetrachloroethene	<0.74		2.0	0.74	ug/L			01/03/22 20:24	2
Toluene	<0.30		1.0	0.30	ug/L			01/03/22 20:24	2
trans-1,2-Dichloroethene	1.4 J		2.0	0.70	ug/L			01/03/22 20:24	2
trans-1,3-Dichloropropene	<0.72		2.0	0.72	ug/L			01/03/22 20:24	2
1,2,3-Trichlorobenzene	<0.92		2.0	0.92	ug/L			01/03/22 20:24	2

Eurofins Chicago

Client Sample Results

Client: Tetra Tech GEO
 Project/Site: Pentair Deerfield - 117-7464008

Job ID: 500-210195-1

Client Sample ID: MW-15D

Lab Sample ID: 500-210195-5

Date Collected: 12/21/21 11:15

Matrix: Water

Date Received: 12/23/21 10:50

Method: 8260B - Volatile Organic Compounds (GC/MS) (Continued)

Analyte	Result	Qualifier	RL	MDL	Unit	D	Prepared	Analyzed	Dil Fac
1,2,4-Trichlorobenzene	<0.68		2.0	0.68	ug/L			01/03/22 20:24	2
1,1,1-Trichloroethane	<0.76		2.0	0.76	ug/L			01/03/22 20:24	2
1,1,2-Trichloroethane	<0.70		2.0	0.70	ug/L			01/03/22 20:24	2
Trichloroethene	160		1.0	0.33	ug/L			01/03/22 20:24	2
Trichlorofluoromethane	<0.85		2.0	0.85	ug/L			01/03/22 20:24	2
1,2,3-Trichloropropane	<0.83		4.0	0.83	ug/L			01/03/22 20:24	2
1,2,4-Trimethylbenzene	<0.72		2.0	0.72	ug/L			01/03/22 20:24	2
1,3,5-Trimethylbenzene	<0.51		2.0	0.51	ug/L			01/03/22 20:24	2
Vinyl chloride	<0.41		2.0	0.41	ug/L			01/03/22 20:24	2
Xylenes, Total	<0.44		2.0	0.44	ug/L			01/03/22 20:24	2

Surrogate	%Recovery	Qualifier	Limits	Prepared	Analyzed	Dil Fac
4-Bromofluorobenzene (Surr)	94		72 - 124		01/03/22 20:24	2
Dibromofluoromethane	108		75 - 120		01/03/22 20:24	2
1,2-Dichloroethane-d4 (Surr)	102		75 - 126		01/03/22 20:24	2
Toluene-d8 (Surr)	96		75 - 120		01/03/22 20:24	2

Method: 8260B - Volatile Organic Compounds (GC/MS) - DL

Analyte	Result	Qualifier	RL	MDL	Unit	D	Prepared	Analyzed	Dil Fac
cis-1,2-Dichloroethene	850		20	8.2	ug/L			01/03/22 20:48	20

Surrogate	%Recovery	Qualifier	Limits	Prepared	Analyzed	Dil Fac
4-Bromofluorobenzene (Surr)	95		72 - 124		01/03/22 20:48	20
Dibromofluoromethane	111		75 - 120		01/03/22 20:48	20
1,2-Dichloroethane-d4 (Surr)	103		75 - 126		01/03/22 20:48	20
Toluene-d8 (Surr)	97		75 - 120		01/03/22 20:48	20

Client Sample Results

Client: Tetra Tech GEO
 Project/Site: Pentair Deerfield - 117-7464008

Job ID: 500-210195-1

Client Sample ID: MW-15D-DUP

Lab Sample ID: 500-210195-6

Date Collected: 12/21/21 11:20

Matrix: Water

Date Received: 12/23/21 10:50

Method: 8260B - Volatile Organic Compounds (GC/MS)

Analyte	Result	Qualifier	RL	MDL	Unit	D	Prepared	Analyzed	Dil Fac
Benzene	<0.29		1.0	0.29	ug/L			01/04/22 11:53	2
Bromobenzene	<0.71		2.0	0.71	ug/L			01/04/22 11:53	2
Bromochloromethane	<0.86		2.0	0.86	ug/L			01/04/22 11:53	2
Bromodichloromethane	<0.74		2.0	0.74	ug/L			01/04/22 11:53	2
Bromoform	<0.97		2.0	0.97	ug/L			01/04/22 11:53	2
Bromomethane	<1.6		6.0	1.6	ug/L			01/04/22 11:53	2
Carbon tetrachloride	<0.77		2.0	0.77	ug/L			01/04/22 11:53	2
Chlorobenzene	<0.77		2.0	0.77	ug/L			01/04/22 11:53	2
Chloroethane	<1.0	*+	2.0	1.0	ug/L			01/04/22 11:53	2
Chloroform	<0.74		4.0	0.74	ug/L			01/04/22 11:53	2
Chloromethane	<0.64		2.0	0.64	ug/L			01/04/22 11:53	2
2-Chlorotoluene	<0.63		2.0	0.63	ug/L			01/04/22 11:53	2
4-Chlorotoluene	<0.70		2.0	0.70	ug/L			01/04/22 11:53	2
cis-1,3-Dichloropropene	<0.83		2.0	0.83	ug/L			01/04/22 11:53	2
Dibromochloromethane	<0.98		2.0	0.98	ug/L			01/04/22 11:53	2
1,2-Dibromo-3-Chloropropane	<4.0		10	4.0	ug/L			01/04/22 11:53	2
1,2-Dibromoethane	<0.77		2.0	0.77	ug/L			01/04/22 11:53	2
Dibromomethane	<0.54		2.0	0.54	ug/L			01/04/22 11:53	2
1,2-Dichlorobenzene	<0.67		2.0	0.67	ug/L			01/04/22 11:53	2
1,3-Dichlorobenzene	<0.80		2.0	0.80	ug/L			01/04/22 11:53	2
1,4-Dichlorobenzene	<0.73		2.0	0.73	ug/L			01/04/22 11:53	2
Dichlorodifluoromethane	<1.3		6.0	1.3	ug/L			01/04/22 11:53	2
1,1-Dichloroethane	<0.82		2.0	0.82	ug/L			01/04/22 11:53	2
1,2-Dichloroethane	<0.78		2.0	0.78	ug/L			01/04/22 11:53	2
1,1-Dichloroethene	1.8	J	2.0	0.78	ug/L			01/04/22 11:53	2
1,2-Dichloropropane	<0.86		2.0	0.86	ug/L			01/04/22 11:53	2
1,3-Dichloropropane	<0.72		2.0	0.72	ug/L			01/04/22 11:53	2
2,2-Dichloropropane	<0.89	*+	2.0	0.89	ug/L			01/04/22 11:53	2
1,1-Dichloropropene	<0.59		2.0	0.59	ug/L			01/04/22 11:53	2
Ethylbenzene	<0.37		1.0	0.37	ug/L			01/04/22 11:53	2
Hexachlorobutadiene	<0.89		2.0	0.89	ug/L			01/04/22 11:53	2
Isopropylbenzene	<0.77	*+	2.0	0.77	ug/L			01/04/22 11:53	2
Isopropyl ether	<0.55		2.0	0.55	ug/L			01/04/22 11:53	2
Methylene Chloride	<3.3		10	3.3	ug/L			01/04/22 11:53	2
Methyl tert-butyl ether	<0.79		2.0	0.79	ug/L			01/04/22 11:53	2
Naphthalene	<0.67		2.0	0.67	ug/L			01/04/22 11:53	2
n-Butylbenzene	<0.78		2.0	0.78	ug/L			01/04/22 11:53	2
N-Propylbenzene	<0.83		2.0	0.83	ug/L			01/04/22 11:53	2
p-Isopropyltoluene	<0.72		2.0	0.72	ug/L			01/04/22 11:53	2
sec-Butylbenzene	<0.80		2.0	0.80	ug/L			01/04/22 11:53	2
Styrene	<0.77		2.0	0.77	ug/L			01/04/22 11:53	2
tert-Butylbenzene	<0.80		2.0	0.80	ug/L			01/04/22 11:53	2
1,1,1,2-Tetrachloroethane	<0.92		2.0	0.92	ug/L			01/04/22 11:53	2
1,1,1,2,2-Tetrachloroethane	<0.80		2.0	0.80	ug/L			01/04/22 11:53	2
Tetrachloroethene	<0.74		2.0	0.74	ug/L			01/04/22 11:53	2
Toluene	<0.30		1.0	0.30	ug/L			01/04/22 11:53	2
trans-1,2-Dichloroethene	1.2	J	2.0	0.70	ug/L			01/04/22 11:53	2
trans-1,3-Dichloropropene	<0.72		2.0	0.72	ug/L			01/04/22 11:53	2
1,2,3-Trichlorobenzene	<0.92		2.0	0.92	ug/L			01/04/22 11:53	2

Euofins Chicago

Client Sample Results

Client: Tetra Tech GEO
 Project/Site: Pentair Deerfield - 117-7464008

Job ID: 500-210195-1

Client Sample ID: MW-15D-DUP

Lab Sample ID: 500-210195-6

Date Collected: 12/21/21 11:20

Matrix: Water

Date Received: 12/23/21 10:50

Method: 8260B - Volatile Organic Compounds (GC/MS) (Continued)

Analyte	Result	Qualifier	RL	MDL	Unit	D	Prepared	Analyzed	Dil Fac
1,2,4-Trichlorobenzene	<0.68		2.0	0.68	ug/L			01/04/22 11:53	2
1,1,1-Trichloroethane	<0.76		2.0	0.76	ug/L			01/04/22 11:53	2
1,1,2-Trichloroethane	<0.70		2.0	0.70	ug/L			01/04/22 11:53	2
Trichloroethene	150		1.0	0.33	ug/L			01/04/22 11:53	2
Trichlorofluoromethane	<0.85		2.0	0.85	ug/L			01/04/22 11:53	2
1,2,3-Trichloropropane	<0.83		4.0	0.83	ug/L			01/04/22 11:53	2
1,2,4-Trimethylbenzene	<0.72		2.0	0.72	ug/L			01/04/22 11:53	2
1,3,5-Trimethylbenzene	<0.51		2.0	0.51	ug/L			01/04/22 11:53	2
Vinyl chloride	<0.41		2.0	0.41	ug/L			01/04/22 11:53	2
Xylenes, Total	<0.44		2.0	0.44	ug/L			01/04/22 11:53	2

Surrogate	%Recovery	Qualifier	Limits	Prepared	Analyzed	Dil Fac
4-Bromofluorobenzene (Surr)	83		72 - 124		01/04/22 11:53	2
Dibromofluoromethane	99		75 - 120		01/04/22 11:53	2
1,2-Dichloroethane-d4 (Surr)	115		75 - 126		01/04/22 11:53	2
Toluene-d8 (Surr)	116		75 - 120		01/04/22 11:53	2

Method: 8260B - Volatile Organic Compounds (GC/MS) - DL

Analyte	Result	Qualifier	RL	MDL	Unit	D	Prepared	Analyzed	Dil Fac
cis-1,2-Dichloroethene	930		20	8.2	ug/L			01/04/22 12:17	20

Surrogate	%Recovery	Qualifier	Limits	Prepared	Analyzed	Dil Fac
4-Bromofluorobenzene (Surr)	84		72 - 124		01/04/22 12:17	20
Dibromofluoromethane	99		75 - 120		01/04/22 12:17	20
1,2-Dichloroethane-d4 (Surr)	118		75 - 126		01/04/22 12:17	20
Toluene-d8 (Surr)	117		75 - 120		01/04/22 12:17	20

Client Sample Results

Client: Tetra Tech GEO
 Project/Site: Pentair Deerfield - 117-7464008

Job ID: 500-210195-1

Client Sample ID: MW-16D

Lab Sample ID: 500-210195-7

Date Collected: 12/22/21 09:30

Matrix: Water

Date Received: 12/23/21 10:50

Method: 8260B - Volatile Organic Compounds (GC/MS)

Analyte	Result	Qualifier	RL	MDL	Unit	D	Prepared	Analyzed	Dil Fac
Benzene	<0.15		0.50	0.15	ug/L			01/04/22 12:42	1
Bromobenzene	<0.36		1.0	0.36	ug/L			01/04/22 12:42	1
Bromochloromethane	<0.43		1.0	0.43	ug/L			01/04/22 12:42	1
Bromodichloromethane	<0.37		1.0	0.37	ug/L			01/04/22 12:42	1
Bromoform	<0.48		1.0	0.48	ug/L			01/04/22 12:42	1
Bromomethane	<0.80		3.0	0.80	ug/L			01/04/22 12:42	1
Carbon tetrachloride	<0.38		1.0	0.38	ug/L			01/04/22 12:42	1
Chlorobenzene	<0.39		1.0	0.39	ug/L			01/04/22 12:42	1
Chloroethane	<0.51	*+	1.0	0.51	ug/L			01/04/22 12:42	1
Chloroform	<0.37		2.0	0.37	ug/L			01/04/22 12:42	1
Chloromethane	<0.32		1.0	0.32	ug/L			01/04/22 12:42	1
2-Chlorotoluene	<0.31		1.0	0.31	ug/L			01/04/22 12:42	1
4-Chlorotoluene	<0.35		1.0	0.35	ug/L			01/04/22 12:42	1
cis-1,2-Dichloroethene	<0.41		1.0	0.41	ug/L			01/04/22 12:42	1
cis-1,3-Dichloropropene	<0.42		1.0	0.42	ug/L			01/04/22 12:42	1
Dibromochloromethane	<0.49		1.0	0.49	ug/L			01/04/22 12:42	1
1,2-Dibromo-3-Chloropropane	<2.0		5.0	2.0	ug/L			01/04/22 12:42	1
1,2-Dibromoethane	<0.39		1.0	0.39	ug/L			01/04/22 12:42	1
Dibromomethane	<0.27		1.0	0.27	ug/L			01/04/22 12:42	1
1,2-Dichlorobenzene	<0.33		1.0	0.33	ug/L			01/04/22 12:42	1
1,3-Dichlorobenzene	<0.40		1.0	0.40	ug/L			01/04/22 12:42	1
1,4-Dichlorobenzene	<0.36		1.0	0.36	ug/L			01/04/22 12:42	1
Dichlorodifluoromethane	<0.67		3.0	0.67	ug/L			01/04/22 12:42	1
1,1-Dichloroethane	<0.41		1.0	0.41	ug/L			01/04/22 12:42	1
1,2-Dichloroethane	<0.39		1.0	0.39	ug/L			01/04/22 12:42	1
1,1-Dichloroethene	<0.39		1.0	0.39	ug/L			01/04/22 12:42	1
1,2-Dichloropropane	<0.43		1.0	0.43	ug/L			01/04/22 12:42	1
1,3-Dichloropropane	<0.36		1.0	0.36	ug/L			01/04/22 12:42	1
2,2-Dichloropropane	<0.44	*+	1.0	0.44	ug/L			01/04/22 12:42	1
1,1-Dichloropropene	<0.30		1.0	0.30	ug/L			01/04/22 12:42	1
Ethylbenzene	<0.18		0.50	0.18	ug/L			01/04/22 12:42	1
Hexachlorobutadiene	<0.45		1.0	0.45	ug/L			01/04/22 12:42	1
Isopropylbenzene	<0.39	*+	1.0	0.39	ug/L			01/04/22 12:42	1
Isopropyl ether	<0.28		1.0	0.28	ug/L			01/04/22 12:42	1
Methylene Chloride	<1.6		5.0	1.6	ug/L			01/04/22 12:42	1
Methyl tert-butyl ether	<0.39		1.0	0.39	ug/L			01/04/22 12:42	1
Naphthalene	<0.34		1.0	0.34	ug/L			01/04/22 12:42	1
n-Butylbenzene	<0.39		1.0	0.39	ug/L			01/04/22 12:42	1
N-Propylbenzene	<0.41		1.0	0.41	ug/L			01/04/22 12:42	1
p-Isopropyltoluene	<0.36		1.0	0.36	ug/L			01/04/22 12:42	1
sec-Butylbenzene	<0.40		1.0	0.40	ug/L			01/04/22 12:42	1
Styrene	<0.39		1.0	0.39	ug/L			01/04/22 12:42	1
tert-Butylbenzene	<0.40		1.0	0.40	ug/L			01/04/22 12:42	1
1,1,1,2-Tetrachloroethane	<0.46		1.0	0.46	ug/L			01/04/22 12:42	1
1,1,2,2-Tetrachloroethane	<0.40		1.0	0.40	ug/L			01/04/22 12:42	1
Tetrachloroethene	<0.37		1.0	0.37	ug/L			01/04/22 12:42	1
Toluene	<0.15		0.50	0.15	ug/L			01/04/22 12:42	1
trans-1,2-Dichloroethene	<0.35		1.0	0.35	ug/L			01/04/22 12:42	1
trans-1,3-Dichloropropene	<0.36		1.0	0.36	ug/L			01/04/22 12:42	1

Eurofins Chicago

Client Sample Results

Client: Tetra Tech GEO
 Project/Site: Pentair Deerfield - 117-7464008

Job ID: 500-210195-1

Client Sample ID: MW-16D

Lab Sample ID: 500-210195-7

Date Collected: 12/22/21 09:30

Matrix: Water

Date Received: 12/23/21 10:50

Method: 8260B - Volatile Organic Compounds (GC/MS) (Continued)

Analyte	Result	Qualifier	RL	MDL	Unit	D	Prepared	Analyzed	Dil Fac
1,2,3-Trichlorobenzene	<0.46		1.0	0.46	ug/L			01/04/22 12:42	1
1,2,4-Trichlorobenzene	<0.34		1.0	0.34	ug/L			01/04/22 12:42	1
1,1,1-Trichloroethane	<0.38		1.0	0.38	ug/L			01/04/22 12:42	1
1,1,2-Trichloroethane	<0.35		1.0	0.35	ug/L			01/04/22 12:42	1
Trichloroethene	<0.16		0.50	0.16	ug/L			01/04/22 12:42	1
Trichlorofluoromethane	<0.43		1.0	0.43	ug/L			01/04/22 12:42	1
1,2,3-Trichloropropane	<0.41		2.0	0.41	ug/L			01/04/22 12:42	1
1,2,4-Trimethylbenzene	<0.36		1.0	0.36	ug/L			01/04/22 12:42	1
1,3,5-Trimethylbenzene	<0.25		1.0	0.25	ug/L			01/04/22 12:42	1
Vinyl chloride	<0.20		1.0	0.20	ug/L			01/04/22 12:42	1
Xylenes, Total	<0.22		1.0	0.22	ug/L			01/04/22 12:42	1

Surrogate	%Recovery	Qualifier	Limits	Prepared	Analyzed	Dil Fac
4-Bromofluorobenzene (Surr)	83		72 - 124		01/04/22 12:42	1
Dibromofluoromethane	101		75 - 120		01/04/22 12:42	1
1,2-Dichloroethane-d4 (Surr)	119		75 - 126		01/04/22 12:42	1
Toluene-d8 (Surr)	118		75 - 120		01/04/22 12:42	1

Client Sample Results

Client: Tetra Tech GEO
 Project/Site: Pentair Deerfield - 117-7464008

Job ID: 500-210195-1

Client Sample ID: MW-17D

Lab Sample ID: 500-210195-8

Date Collected: 12/22/21 10:45

Matrix: Water

Date Received: 12/23/21 10:50

Method: 8260B - Volatile Organic Compounds (GC/MS)

Analyte	Result	Qualifier	RL	MDL	Unit	D	Prepared	Analyzed	Dil Fac
Benzene	<0.15		0.50	0.15	ug/L			01/04/22 13:07	1
Bromobenzene	<0.36		1.0	0.36	ug/L			01/04/22 13:07	1
Bromochloromethane	<0.43		1.0	0.43	ug/L			01/04/22 13:07	1
Bromodichloromethane	<0.37		1.0	0.37	ug/L			01/04/22 13:07	1
Bromoform	<0.48		1.0	0.48	ug/L			01/04/22 13:07	1
Bromomethane	<0.80		3.0	0.80	ug/L			01/04/22 13:07	1
Carbon tetrachloride	<0.38		1.0	0.38	ug/L			01/04/22 13:07	1
Chlorobenzene	<0.39		1.0	0.39	ug/L			01/04/22 13:07	1
Chloroethane	<0.51	*+	1.0	0.51	ug/L			01/04/22 13:07	1
Chloroform	<0.37		2.0	0.37	ug/L			01/04/22 13:07	1
Chloromethane	<0.32		1.0	0.32	ug/L			01/04/22 13:07	1
2-Chlorotoluene	<0.31		1.0	0.31	ug/L			01/04/22 13:07	1
4-Chlorotoluene	<0.35		1.0	0.35	ug/L			01/04/22 13:07	1
cis-1,3-Dichloropropene	<0.42		1.0	0.42	ug/L			01/04/22 13:07	1
Dibromochloromethane	<0.49		1.0	0.49	ug/L			01/04/22 13:07	1
1,2-Dibromo-3-Chloropropane	<2.0		5.0	2.0	ug/L			01/04/22 13:07	1
1,2-Dibromoethane	<0.39		1.0	0.39	ug/L			01/04/22 13:07	1
Dibromomethane	<0.27		1.0	0.27	ug/L			01/04/22 13:07	1
1,2-Dichlorobenzene	<0.33		1.0	0.33	ug/L			01/04/22 13:07	1
1,3-Dichlorobenzene	<0.40		1.0	0.40	ug/L			01/04/22 13:07	1
1,4-Dichlorobenzene	<0.36		1.0	0.36	ug/L			01/04/22 13:07	1
Dichlorodifluoromethane	<0.67		3.0	0.67	ug/L			01/04/22 13:07	1
1,1-Dichloroethane	11		1.0	0.41	ug/L			01/04/22 13:07	1
1,2-Dichloroethane	<0.39		1.0	0.39	ug/L			01/04/22 13:07	1
1,1-Dichloroethene	35		1.0	0.39	ug/L			01/04/22 13:07	1
1,2-Dichloropropane	<0.43		1.0	0.43	ug/L			01/04/22 13:07	1
1,3-Dichloropropane	<0.36		1.0	0.36	ug/L			01/04/22 13:07	1
2,2-Dichloropropane	<0.44	*+	1.0	0.44	ug/L			01/04/22 13:07	1
1,1-Dichloropropene	<0.30		1.0	0.30	ug/L			01/04/22 13:07	1
Ethylbenzene	<0.18		0.50	0.18	ug/L			01/04/22 13:07	1
Hexachlorobutadiene	<0.45		1.0	0.45	ug/L			01/04/22 13:07	1
Isopropylbenzene	<0.39	*+	1.0	0.39	ug/L			01/04/22 13:07	1
Isopropyl ether	<0.28		1.0	0.28	ug/L			01/04/22 13:07	1
Methylene Chloride	<1.6		5.0	1.6	ug/L			01/04/22 13:07	1
Methyl tert-butyl ether	<0.39		1.0	0.39	ug/L			01/04/22 13:07	1
Naphthalene	<0.34		1.0	0.34	ug/L			01/04/22 13:07	1
n-Butylbenzene	<0.39		1.0	0.39	ug/L			01/04/22 13:07	1
N-Propylbenzene	<0.41		1.0	0.41	ug/L			01/04/22 13:07	1
p-Isopropyltoluene	<0.36		1.0	0.36	ug/L			01/04/22 13:07	1
sec-Butylbenzene	<0.40		1.0	0.40	ug/L			01/04/22 13:07	1
Styrene	<0.39		1.0	0.39	ug/L			01/04/22 13:07	1
tert-Butylbenzene	<0.40		1.0	0.40	ug/L			01/04/22 13:07	1
1,1,1,2-Tetrachloroethane	<0.46		1.0	0.46	ug/L			01/04/22 13:07	1
1,1,2,2-Tetrachloroethane	<0.40		1.0	0.40	ug/L			01/04/22 13:07	1
Tetrachloroethene	<0.37		1.0	0.37	ug/L			01/04/22 13:07	1
Toluene	<0.15		0.50	0.15	ug/L			01/04/22 13:07	1
trans-1,2-Dichloroethene	1.7		1.0	0.35	ug/L			01/04/22 13:07	1
trans-1,3-Dichloropropene	<0.36		1.0	0.36	ug/L			01/04/22 13:07	1
1,2,3-Trichlorobenzene	<0.46		1.0	0.46	ug/L			01/04/22 13:07	1

Eurofins Chicago

Client Sample Results

Client: Tetra Tech GEO
 Project/Site: Pentair Deerfield - 117-7464008

Job ID: 500-210195-1

Client Sample ID: MW-17D

Lab Sample ID: 500-210195-8

Date Collected: 12/22/21 10:45

Matrix: Water

Date Received: 12/23/21 10:50

Method: 8260B - Volatile Organic Compounds (GC/MS) (Continued)

Analyte	Result	Qualifier	RL	MDL	Unit	D	Prepared	Analyzed	Dil Fac
1,2,4-Trichlorobenzene	<0.34		1.0	0.34	ug/L			01/04/22 13:07	1
1,1,1-Trichloroethane	63		1.0	0.38	ug/L			01/04/22 13:07	1
1,1,2-Trichloroethane	0.65	J	1.0	0.35	ug/L			01/04/22 13:07	1
Trichlorofluoromethane	<0.43		1.0	0.43	ug/L			01/04/22 13:07	1
1,2,3-Trichloropropane	<0.41		2.0	0.41	ug/L			01/04/22 13:07	1
1,2,4-Trimethylbenzene	<0.36		1.0	0.36	ug/L			01/04/22 13:07	1
1,3,5-Trimethylbenzene	<0.25		1.0	0.25	ug/L			01/04/22 13:07	1
Vinyl chloride	<0.20		1.0	0.20	ug/L			01/04/22 13:07	1
Xylenes, Total	<0.22		1.0	0.22	ug/L			01/04/22 13:07	1

Surrogate	%Recovery	Qualifier	Limits	Prepared	Analyzed	Dil Fac
4-Bromofluorobenzene (Surr)	86		72 - 124		01/04/22 13:07	1
Dibromofluoromethane	99		75 - 120		01/04/22 13:07	1
1,2-Dichloroethane-d4 (Surr)	118		75 - 126		01/04/22 13:07	1
Toluene-d8 (Surr)	116		75 - 120		01/04/22 13:07	1

Method: 8260B - Volatile Organic Compounds (GC/MS) - DL

Analyte	Result	Qualifier	RL	MDL	Unit	D	Prepared	Analyzed	Dil Fac
cis-1,2-Dichloroethene	340		10	4.1	ug/L			01/04/22 13:32	10
Trichloroethene	440		5.0	1.6	ug/L			01/04/22 13:32	10

Surrogate	%Recovery	Qualifier	Limits	Prepared	Analyzed	Dil Fac
4-Bromofluorobenzene (Surr)	85		72 - 124		01/04/22 13:32	10
Dibromofluoromethane	99		75 - 120		01/04/22 13:32	10
1,2-Dichloroethane-d4 (Surr)	117		75 - 126		01/04/22 13:32	10
Toluene-d8 (Surr)	117		75 - 120		01/04/22 13:32	10

Client Sample Results

Client: Tetra Tech GEO
 Project/Site: Pentair Deerfield - 117-7464008

Job ID: 500-210195-1

Client Sample ID: TB-1

Lab Sample ID: 500-210195-9

Date Collected: 12/22/21 00:00

Matrix: Water

Date Received: 12/23/21 10:50

Method: 8260B - Volatile Organic Compounds (GC/MS)

Analyte	Result	Qualifier	RL	MDL	Unit	D	Prepared	Analyzed	Dil Fac
Benzene	<0.15		0.50	0.15	ug/L			01/04/22 11:28	1
Bromobenzene	<0.36		1.0	0.36	ug/L			01/04/22 11:28	1
Bromochloromethane	<0.43		1.0	0.43	ug/L			01/04/22 11:28	1
Bromodichloromethane	<0.37		1.0	0.37	ug/L			01/04/22 11:28	1
Bromoform	<0.48		1.0	0.48	ug/L			01/04/22 11:28	1
Bromomethane	<0.80		3.0	0.80	ug/L			01/04/22 11:28	1
Carbon tetrachloride	<0.38		1.0	0.38	ug/L			01/04/22 11:28	1
Chlorobenzene	<0.39		1.0	0.39	ug/L			01/04/22 11:28	1
Chloroethane	<0.51	*+	1.0	0.51	ug/L			01/04/22 11:28	1
Chloroform	<0.37		2.0	0.37	ug/L			01/04/22 11:28	1
Chloromethane	<0.32		1.0	0.32	ug/L			01/04/22 11:28	1
2-Chlorotoluene	<0.31		1.0	0.31	ug/L			01/04/22 11:28	1
4-Chlorotoluene	<0.35		1.0	0.35	ug/L			01/04/22 11:28	1
cis-1,2-Dichloroethene	<0.41		1.0	0.41	ug/L			01/04/22 11:28	1
cis-1,3-Dichloropropene	<0.42		1.0	0.42	ug/L			01/04/22 11:28	1
Dibromochloromethane	<0.49		1.0	0.49	ug/L			01/04/22 11:28	1
1,2-Dibromo-3-Chloropropane	<2.0		5.0	2.0	ug/L			01/04/22 11:28	1
1,2-Dibromoethane	<0.39		1.0	0.39	ug/L			01/04/22 11:28	1
Dibromomethane	<0.27		1.0	0.27	ug/L			01/04/22 11:28	1
1,2-Dichlorobenzene	<0.33		1.0	0.33	ug/L			01/04/22 11:28	1
1,3-Dichlorobenzene	<0.40		1.0	0.40	ug/L			01/04/22 11:28	1
1,4-Dichlorobenzene	<0.36		1.0	0.36	ug/L			01/04/22 11:28	1
Dichlorodifluoromethane	<0.67		3.0	0.67	ug/L			01/04/22 11:28	1
1,1-Dichloroethane	<0.41		1.0	0.41	ug/L			01/04/22 11:28	1
1,2-Dichloroethane	<0.39		1.0	0.39	ug/L			01/04/22 11:28	1
1,1-Dichloroethene	<0.39		1.0	0.39	ug/L			01/04/22 11:28	1
1,2-Dichloropropane	<0.43		1.0	0.43	ug/L			01/04/22 11:28	1
1,3-Dichloropropane	<0.36		1.0	0.36	ug/L			01/04/22 11:28	1
2,2-Dichloropropane	<0.44	*+	1.0	0.44	ug/L			01/04/22 11:28	1
1,1-Dichloropropene	<0.30		1.0	0.30	ug/L			01/04/22 11:28	1
Ethylbenzene	<0.18		0.50	0.18	ug/L			01/04/22 11:28	1
Hexachlorobutadiene	<0.45		1.0	0.45	ug/L			01/04/22 11:28	1
Isopropylbenzene	<0.39	*+	1.0	0.39	ug/L			01/04/22 11:28	1
Isopropyl ether	<0.28		1.0	0.28	ug/L			01/04/22 11:28	1
Methylene Chloride	<1.6		5.0	1.6	ug/L			01/04/22 11:28	1
Methyl tert-butyl ether	<0.39		1.0	0.39	ug/L			01/04/22 11:28	1
Naphthalene	<0.34		1.0	0.34	ug/L			01/04/22 11:28	1
n-Butylbenzene	<0.39		1.0	0.39	ug/L			01/04/22 11:28	1
N-Propylbenzene	<0.41		1.0	0.41	ug/L			01/04/22 11:28	1
p-Isopropyltoluene	<0.36		1.0	0.36	ug/L			01/04/22 11:28	1
sec-Butylbenzene	<0.40		1.0	0.40	ug/L			01/04/22 11:28	1
Styrene	<0.39		1.0	0.39	ug/L			01/04/22 11:28	1
tert-Butylbenzene	<0.40		1.0	0.40	ug/L			01/04/22 11:28	1
1,1,1,2-Tetrachloroethane	<0.46		1.0	0.46	ug/L			01/04/22 11:28	1
1,1,2,2-Tetrachloroethane	<0.40		1.0	0.40	ug/L			01/04/22 11:28	1
Tetrachloroethene	<0.37		1.0	0.37	ug/L			01/04/22 11:28	1
Toluene	<0.15		0.50	0.15	ug/L			01/04/22 11:28	1
trans-1,2-Dichloroethene	<0.35		1.0	0.35	ug/L			01/04/22 11:28	1
trans-1,3-Dichloropropene	<0.36		1.0	0.36	ug/L			01/04/22 11:28	1

Eurofins Chicago

Client Sample Results

Client: Tetra Tech GEO
 Project/Site: Pentair Deerfield - 117-7464008

Job ID: 500-210195-1

Client Sample ID: TB-1

Lab Sample ID: 500-210195-9

Date Collected: 12/22/21 00:00

Matrix: Water

Date Received: 12/23/21 10:50

Method: 8260B - Volatile Organic Compounds (GC/MS) (Continued)

Analyte	Result	Qualifier	RL	MDL	Unit	D	Prepared	Analyzed	Dil Fac
1,2,3-Trichlorobenzene	<0.46		1.0	0.46	ug/L			01/04/22 11:28	1
1,2,4-Trichlorobenzene	<0.34		1.0	0.34	ug/L			01/04/22 11:28	1
1,1,1-Trichloroethane	<0.38		1.0	0.38	ug/L			01/04/22 11:28	1
1,1,2-Trichloroethane	<0.35		1.0	0.35	ug/L			01/04/22 11:28	1
Trichloroethene	<0.16		0.50	0.16	ug/L			01/04/22 11:28	1
Trichlorofluoromethane	<0.43		1.0	0.43	ug/L			01/04/22 11:28	1
1,2,3-Trichloropropane	<0.41		2.0	0.41	ug/L			01/04/22 11:28	1
1,2,4-Trimethylbenzene	<0.36		1.0	0.36	ug/L			01/04/22 11:28	1
1,3,5-Trimethylbenzene	<0.25		1.0	0.25	ug/L			01/04/22 11:28	1
Vinyl chloride	<0.20		1.0	0.20	ug/L			01/04/22 11:28	1
Xylenes, Total	<0.22		1.0	0.22	ug/L			01/04/22 11:28	1

Surrogate	%Recovery	Qualifier	Limits	Prepared	Analyzed	Dil Fac
4-Bromofluorobenzene (Surr)	84		72 - 124		01/04/22 11:28	1
Dibromofluoromethane	98		75 - 120		01/04/22 11:28	1
1,2-Dichloroethane-d4 (Surr)	114		75 - 126		01/04/22 11:28	1
Toluene-d8 (Surr)	118		75 - 120		01/04/22 11:28	1

Definitions/Glossary

Client: Tetra Tech GEO
Project/Site: Pentair Deerfield - 117-7464008

Job ID: 500-210195-1

Qualifiers

GC/MS VOA

Qualifier	Qualifier Description
*+	LCS and/or LCSD is outside acceptance limits, high biased.
J	Result is less than the RL but greater than or equal to the MDL and the concentration is an approximate value.

Glossary

Abbreviation	These commonly used abbreviations may or may not be present in this report.
α	Listed under the "D" column to designate that the result is reported on a dry weight basis
%R	Percent Recovery
CFL	Contains Free Liquid
CFU	Colony Forming Unit
CNF	Contains No Free Liquid
DER	Duplicate Error Ratio (normalized absolute difference)
Dil Fac	Dilution Factor
DL	Detection Limit (DoD/DOE)
DL, RA, RE, IN	Indicates a Dilution, Re-analysis, Re-extraction, or additional Initial metals/anion analysis of the sample
DLC	Decision Level Concentration (Radiochemistry)
EDL	Estimated Detection Limit (Dioxin)
LOD	Limit of Detection (DoD/DOE)
LOQ	Limit of Quantitation (DoD/DOE)
MCL	EPA recommended "Maximum Contaminant Level"
MDA	Minimum Detectable Activity (Radiochemistry)
MDC	Minimum Detectable Concentration (Radiochemistry)
MDL	Method Detection Limit
ML	Minimum Level (Dioxin)
MPN	Most Probable Number
MQL	Method Quantitation Limit
NC	Not Calculated
ND	Not Detected at the reporting limit (or MDL or EDL if shown)
NEG	Negative / Absent
POS	Positive / Present
PQL	Practical Quantitation Limit
PRES	Presumptive
QC	Quality Control
RER	Relative Error Ratio (Radiochemistry)
RL	Reporting Limit or Requested Limit (Radiochemistry)
RPD	Relative Percent Difference, a measure of the relative difference between two points
TEF	Toxicity Equivalent Factor (Dioxin)
TEQ	Toxicity Equivalent Quotient (Dioxin)
TNTC	Too Numerous To Count

QC Association Summary

Client: Tetra Tech GEO
Project/Site: Pentair Deerfield - 117-7464008

Job ID: 500-210195-1

GC/MS VOA

Analysis Batch: 636288

Lab Sample ID	Client Sample ID	Prep Type	Matrix	Method	Prep Batch
500-210195-1	MW-10S	Total/NA	Water	8260B	
500-210195-2	MW-10I	Total/NA	Water	8260B	
500-210195-3	MW-14SR	Total/NA	Water	8260B	
500-210195-3 - DL	MW-14SR	Total/NA	Water	8260B	
500-210195-4	MW-14IR	Total/NA	Water	8260B	
500-210195-4 - DL	MW-14IR	Total/NA	Water	8260B	
500-210195-5	MW-15D	Total/NA	Water	8260B	
500-210195-5 - DL	MW-15D	Total/NA	Water	8260B	
MB 500-636288/7	Method Blank	Total/NA	Water	8260B	
LCS 500-636288/5	Lab Control Sample	Total/NA	Water	8260B	
500-210195-1 MS	MW-10S	Total/NA	Water	8260B	
500-210195-1 MSD	MW-10S	Total/NA	Water	8260B	

Analysis Batch: 636416

Lab Sample ID	Client Sample ID	Prep Type	Matrix	Method	Prep Batch
500-210195-6	MW-15D-DUP	Total/NA	Water	8260B	
500-210195-6 - DL	MW-15D-DUP	Total/NA	Water	8260B	
500-210195-7	MW-16D	Total/NA	Water	8260B	
500-210195-8	MW-17D	Total/NA	Water	8260B	
500-210195-8 - DL	MW-17D	Total/NA	Water	8260B	
500-210195-9	TB-1	Total/NA	Water	8260B	
MB 500-636416/6	Method Blank	Total/NA	Water	8260B	
LCS 500-636416/4	Lab Control Sample	Total/NA	Water	8260B	

Surrogate Summary

Client: Tetra Tech GEO
 Project/Site: Pentair Deerfield - 117-7464008

Job ID: 500-210195-1

Method: 8260B - Volatile Organic Compounds (GC/MS)

Matrix: Water

Prep Type: Total/NA

Percent Surrogate Recovery (Acceptance Limits)

Lab Sample ID	Client Sample ID	BFB	DBFM	DCA	TOL
		(72-124)	(75-120)	(75-126)	(75-120)
500-210195-1	MW-10S	98	106	102	96
500-210195-1 MS	MW-10S	91	95	91	102
500-210195-1 MSD	MW-10S	97	92	91	100
500-210195-2	MW-10I	96	112	103	95
500-210195-3	MW-14SR	98	109	104	95
500-210195-3 - DL	MW-14SR	92	112	107	97
500-210195-4	MW-14IR	95	112	104	96
500-210195-4 - DL	MW-14IR	97	111	107	95
500-210195-5	MW-15D	94	108	102	96
500-210195-5 - DL	MW-15D	95	111	103	97
500-210195-6	MW-15D-DUP	83	99	115	116
500-210195-6 - DL	MW-15D-DUP	84	99	118	117
500-210195-7	MW-16D	83	101	119	118
500-210195-8	MW-17D	86	99	118	116
500-210195-8 - DL	MW-17D	85	99	117	117
500-210195-9	TB-1	84	98	114	118
LCS 500-636288/5	Lab Control Sample	93	92	90	100
LCS 500-636416/4	Lab Control Sample	94	98	115	110
MB 500-636288/7	Method Blank	98	103	99	94
MB 500-636416/6	Method Blank	84	99	115	118

Surrogate Legend

BFB = 4-Bromofluorobenzene (Surr)
 DBFM = Dibromofluoromethane
 DCA = 1,2-Dichloroethane-d4 (Surr)
 TOL = Toluene-d8 (Surr)

QC Sample Results

Client: Tetra Tech GEO
 Project/Site: Pentair Deerfield - 117-7464008

Job ID: 500-210195-1

Method: 8260B - Volatile Organic Compounds (GC/MS)

Lab Sample ID: MB 500-636288/7
Matrix: Water
Analysis Batch: 636288

Client Sample ID: Method Blank
Prep Type: Total/NA

Analyte	MB	MB	RL	MDL	Unit	D	Prepared	Analyzed	Dil Fac
	Result	Qualifier							
Benzene	<0.15		0.50	0.15	ug/L			01/03/22 11:31	1
Bromobenzene	<0.36		1.0	0.36	ug/L			01/03/22 11:31	1
Bromochloromethane	<0.43		1.0	0.43	ug/L			01/03/22 11:31	1
Bromodichloromethane	<0.37		1.0	0.37	ug/L			01/03/22 11:31	1
Bromoform	<0.48		1.0	0.48	ug/L			01/03/22 11:31	1
Bromomethane	<0.80		3.0	0.80	ug/L			01/03/22 11:31	1
Carbon tetrachloride	<0.38		1.0	0.38	ug/L			01/03/22 11:31	1
Chlorobenzene	<0.39		1.0	0.39	ug/L			01/03/22 11:31	1
Chloroethane	<0.51		1.0	0.51	ug/L			01/03/22 11:31	1
Chloroform	<0.37		2.0	0.37	ug/L			01/03/22 11:31	1
Chloromethane	<0.32		1.0	0.32	ug/L			01/03/22 11:31	1
2-Chlorotoluene	<0.31		1.0	0.31	ug/L			01/03/22 11:31	1
4-Chlorotoluene	<0.35		1.0	0.35	ug/L			01/03/22 11:31	1
cis-1,2-Dichloroethene	<0.41		1.0	0.41	ug/L			01/03/22 11:31	1
cis-1,3-Dichloropropene	<0.42		1.0	0.42	ug/L			01/03/22 11:31	1
Dibromochloromethane	<0.49		1.0	0.49	ug/L			01/03/22 11:31	1
1,2-Dibromo-3-Chloropropane	<2.0		5.0	2.0	ug/L			01/03/22 11:31	1
1,2-Dibromoethane	<0.39		1.0	0.39	ug/L			01/03/22 11:31	1
Dibromomethane	<0.27		1.0	0.27	ug/L			01/03/22 11:31	1
1,2-Dichlorobenzene	<0.33		1.0	0.33	ug/L			01/03/22 11:31	1
1,3-Dichlorobenzene	<0.40		1.0	0.40	ug/L			01/03/22 11:31	1
1,4-Dichlorobenzene	<0.36		1.0	0.36	ug/L			01/03/22 11:31	1
Dichlorodifluoromethane	<0.67		3.0	0.67	ug/L			01/03/22 11:31	1
1,1-Dichloroethane	<0.41		1.0	0.41	ug/L			01/03/22 11:31	1
1,2-Dichloroethane	<0.39		1.0	0.39	ug/L			01/03/22 11:31	1
1,1-Dichloroethene	<0.39		1.0	0.39	ug/L			01/03/22 11:31	1
1,2-Dichloropropane	<0.43		1.0	0.43	ug/L			01/03/22 11:31	1
1,3-Dichloropropane	<0.36		1.0	0.36	ug/L			01/03/22 11:31	1
2,2-Dichloropropane	<0.44		1.0	0.44	ug/L			01/03/22 11:31	1
1,1-Dichloropropene	<0.30		1.0	0.30	ug/L			01/03/22 11:31	1
Ethylbenzene	<0.18		0.50	0.18	ug/L			01/03/22 11:31	1
Hexachlorobutadiene	<0.45		1.0	0.45	ug/L			01/03/22 11:31	1
Isopropylbenzene	<0.39		1.0	0.39	ug/L			01/03/22 11:31	1
Isopropyl ether	<0.28		1.0	0.28	ug/L			01/03/22 11:31	1
Methylene Chloride	<1.6		5.0	1.6	ug/L			01/03/22 11:31	1
Methyl tert-butyl ether	<0.39		1.0	0.39	ug/L			01/03/22 11:31	1
Naphthalene	<0.34		1.0	0.34	ug/L			01/03/22 11:31	1
n-Butylbenzene	<0.39		1.0	0.39	ug/L			01/03/22 11:31	1
N-Propylbenzene	<0.41		1.0	0.41	ug/L			01/03/22 11:31	1
p-Isopropyltoluene	<0.36		1.0	0.36	ug/L			01/03/22 11:31	1
sec-Butylbenzene	<0.40		1.0	0.40	ug/L			01/03/22 11:31	1
Styrene	<0.39		1.0	0.39	ug/L			01/03/22 11:31	1
tert-Butylbenzene	<0.40		1.0	0.40	ug/L			01/03/22 11:31	1
1,1,1,2-Tetrachloroethane	<0.46		1.0	0.46	ug/L			01/03/22 11:31	1
1,1,2,2-Tetrachloroethane	<0.40		1.0	0.40	ug/L			01/03/22 11:31	1
Tetrachloroethene	<0.37		1.0	0.37	ug/L			01/03/22 11:31	1
Toluene	<0.15		0.50	0.15	ug/L			01/03/22 11:31	1
trans-1,2-Dichloroethene	<0.35		1.0	0.35	ug/L			01/03/22 11:31	1

Eurofins Chicago

QC Sample Results

Client: Tetra Tech GEO
 Project/Site: Pentair Deerfield - 117-7464008

Job ID: 500-210195-1

Method: 8260B - Volatile Organic Compounds (GC/MS) (Continued)

Lab Sample ID: MB 500-636288/7
Matrix: Water
Analysis Batch: 636288

Client Sample ID: Method Blank
Prep Type: Total/NA

Analyte	MB MB		RL	MDL	Unit	D	Prepared	Analyzed	Dil Fac
	Result	Qualifier							
trans-1,3-Dichloropropene	<0.36		1.0	0.36	ug/L			01/03/22 11:31	1
1,2,3-Trichlorobenzene	<0.46		1.0	0.46	ug/L			01/03/22 11:31	1
1,2,4-Trichlorobenzene	<0.34		1.0	0.34	ug/L			01/03/22 11:31	1
1,1,1-Trichloroethane	<0.38		1.0	0.38	ug/L			01/03/22 11:31	1
1,1,2-Trichloroethane	<0.35		1.0	0.35	ug/L			01/03/22 11:31	1
Trichloroethene	<0.16		0.50	0.16	ug/L			01/03/22 11:31	1
Trichlorofluoromethane	<0.43		1.0	0.43	ug/L			01/03/22 11:31	1
1,2,3-Trichloropropane	<0.41		2.0	0.41	ug/L			01/03/22 11:31	1
1,2,4-Trimethylbenzene	<0.36		1.0	0.36	ug/L			01/03/22 11:31	1
1,3,5-Trimethylbenzene	<0.25		1.0	0.25	ug/L			01/03/22 11:31	1
Vinyl chloride	<0.20		1.0	0.20	ug/L			01/03/22 11:31	1
Xylenes, Total	<0.22		1.0	0.22	ug/L			01/03/22 11:31	1

Surrogate	MB MB		Limits	Prepared	Analyzed	Dil Fac
	%Recovery	Qualifier				
4-Bromofluorobenzene (Surr)	98		72 - 124		01/03/22 11:31	1
Dibromofluoromethane	103		75 - 120		01/03/22 11:31	1
1,2-Dichloroethane-d4 (Surr)	99		75 - 126		01/03/22 11:31	1
Toluene-d8 (Surr)	94		75 - 120		01/03/22 11:31	1

Lab Sample ID: LCS 500-636288/5
Matrix: Water
Analysis Batch: 636288

Client Sample ID: Lab Control Sample
Prep Type: Total/NA

Analyte	Spike Added	LCS LCS		Unit	D	%Rec	%Rec. Limits
		Result	Qualifier				
Benzene	50.0	47.9		ug/L		96	70 - 120
Bromobenzene	50.0	44.5		ug/L		89	70 - 122
Bromochloromethane	50.0	47.0		ug/L		94	65 - 122
Bromodichloromethane	50.0	41.2		ug/L		82	69 - 120
Bromoform	50.0	42.7		ug/L		85	56 - 132
Bromomethane	50.0	44.1		ug/L		88	40 - 152
Carbon tetrachloride	50.0	46.7		ug/L		93	59 - 133
Chlorobenzene	50.0	47.6		ug/L		95	70 - 120
Chloroethane	50.0	45.5		ug/L		91	48 - 136
Chloroform	50.0	42.9		ug/L		86	70 - 120
Chloromethane	50.0	45.6		ug/L		91	56 - 152
2-Chlorotoluene	50.0	47.0		ug/L		94	70 - 125
4-Chlorotoluene	50.0	47.4		ug/L		95	68 - 124
cis-1,2-Dichloroethene	50.0	47.4		ug/L		95	70 - 125
cis-1,3-Dichloropropene	50.0	43.8		ug/L		88	64 - 127
Dibromochloromethane	50.0	46.1		ug/L		92	68 - 125
1,2-Dibromo-3-Chloropropane	50.0	41.1		ug/L		82	56 - 123
1,2-Dibromoethane	50.0	45.1		ug/L		90	70 - 125
Dibromomethane	50.0	40.2		ug/L		80	70 - 120
1,2-Dichlorobenzene	50.0	45.6		ug/L		91	70 - 125
1,3-Dichlorobenzene	50.0	46.3		ug/L		93	70 - 125
1,4-Dichlorobenzene	50.0	45.8		ug/L		92	70 - 120
Dichlorodifluoromethane	50.0	26.8		ug/L		54	40 - 159
1,1-Dichloroethane	50.0	48.3		ug/L		97	70 - 125

Eurofins Chicago

QC Sample Results

Client: Tetra Tech GEO
 Project/Site: Pentair Deerfield - 117-7464008

Job ID: 500-210195-1

Method: 8260B - Volatile Organic Compounds (GC/MS) (Continued)

Lab Sample ID: LCS 500-636288/5
Matrix: Water
Analysis Batch: 636288

Client Sample ID: Lab Control Sample
Prep Type: Total/NA

Analyte	Spike Added	LCS Result	LCS Qualifier	Unit	D	%Rec	%Rec. Limits
1,2-Dichloroethane	50.0	41.9		ug/L		84	68 - 127
1,1-Dichloroethene	50.0	54.2		ug/L		108	67 - 122
1,2-Dichloropropane	50.0	46.9		ug/L		94	67 - 130
1,3-Dichloropropane	50.0	46.2		ug/L		92	62 - 136
2,2-Dichloropropane	50.0	47.8		ug/L		96	58 - 139
1,1-Dichloropropene	50.0	47.5		ug/L		95	70 - 121
Ethylbenzene	50.0	49.0		ug/L		98	70 - 123
Hexachlorobutadiene	50.0	40.9		ug/L		82	51 - 150
Isopropylbenzene	50.0	46.5		ug/L		93	70 - 126
Methylene Chloride	50.0	47.6		ug/L		95	69 - 125
Methyl tert-butyl ether	50.0	48.6		ug/L		97	55 - 123
Naphthalene	50.0	33.4		ug/L		67	53 - 144
n-Butylbenzene	50.0	47.1		ug/L		94	68 - 125
N-Propylbenzene	50.0	48.8		ug/L		98	69 - 127
p-Isopropyltoluene	50.0	50.0		ug/L		100	70 - 125
sec-Butylbenzene	50.0	49.5		ug/L		99	70 - 123
Styrene	50.0	52.2		ug/L		104	70 - 120
tert-Butylbenzene	50.0	47.1		ug/L		94	70 - 121
1,1,1,2-Tetrachloroethane	50.0	47.5		ug/L		95	70 - 125
1,1,2,2-Tetrachloroethane	50.0	43.7		ug/L		87	62 - 140
Tetrachloroethene	50.0	48.6		ug/L		97	70 - 128
Toluene	50.0	51.2		ug/L		102	70 - 125
trans-1,2-Dichloroethene	50.0	51.2		ug/L		102	70 - 125
trans-1,3-Dichloropropene	50.0	43.7		ug/L		87	62 - 128
1,2,3-Trichlorobenzene	50.0	33.6		ug/L		67	51 - 145
1,2,4-Trichlorobenzene	50.0	34.5		ug/L		69	57 - 137
1,1,1-Trichloroethane	50.0	47.8		ug/L		96	70 - 125
1,1,2-Trichloroethane	50.0	46.5		ug/L		93	71 - 130
Trichloroethene	50.0	46.2		ug/L		92	70 - 125
Trichlorofluoromethane	50.0	49.4		ug/L		99	55 - 128
1,2,3-Trichloropropane	50.0	46.1		ug/L		92	50 - 133
1,2,4-Trimethylbenzene	50.0	48.3		ug/L		97	70 - 123
1,3,5-Trimethylbenzene	50.0	48.2		ug/L		96	70 - 123
Vinyl chloride	50.0	50.2		ug/L		100	64 - 126
Xylenes, Total	100	98.7		ug/L		99	70 - 125

Surrogate	LCS %Recovery	LCS Qualifier	Limits
4-Bromofluorobenzene (Surr)	93		72 - 124
Dibromofluoromethane	92		75 - 120
1,2-Dichloroethane-d4 (Surr)	90		75 - 126
Toluene-d8 (Surr)	100		75 - 120

Lab Sample ID: 500-210195-1 MS
Matrix: Water
Analysis Batch: 636288

Client Sample ID: MW-10S
Prep Type: Total/NA

Analyte	Sample Result	Sample Qualifier	Spike Added	MS Result	MS Qualifier	Unit	D	%Rec	%Rec. Limits
Benzene	<0.15		50.0	52.2		ug/L		104	70 - 120

Eurofins Chicago

QC Sample Results

Client: Tetra Tech GEO
 Project/Site: Pentair Deerfield - 117-7464008

Job ID: 500-210195-1

Method: 8260B - Volatile Organic Compounds (GC/MS) (Continued)

Lab Sample ID: 500-210195-1 MS

Matrix: Water

Analysis Batch: 636288

Client Sample ID: MW-10S

Prep Type: Total/NA

Analyte	Sample Result	Sample Qualifier	Spike Added	MS Result	MS Qualifier	Unit	D	%Rec	%Rec. Limits
Bromobenzene	<0.36		50.0	48.4		ug/L		97	70 - 122
Bromochloromethane	<0.43		50.0	52.8		ug/L		106	65 - 122
Bromodichloromethane	<0.37		50.0	45.9		ug/L		92	69 - 120
Bromoform	<0.48		50.0	49.7		ug/L		99	56 - 132
Bromomethane	<0.80		50.0	69.4		ug/L		139	40 - 152
Carbon tetrachloride	<0.38		50.0	51.3		ug/L		103	59 - 133
Chlorobenzene	<0.39		50.0	53.8		ug/L		108	70 - 120
Chloroethane	<0.51		50.0	52.9		ug/L		106	48 - 136
Chloroform	<0.37		50.0	47.8		ug/L		96	70 - 120
Chloromethane	<0.32		50.0	49.7		ug/L		99	56 - 152
2-Chlorotoluene	<0.31		50.0	51.6		ug/L		103	70 - 125
4-Chlorotoluene	<0.35		50.0	51.7		ug/L		103	68 - 124
cis-1,2-Dichloroethene	<0.41		50.0	50.0		ug/L		100	70 - 125
cis-1,3-Dichloropropene	<0.42		50.0	45.3		ug/L		91	64 - 127
Dibromochloromethane	<0.49		50.0	54.6		ug/L		109	68 - 125
1,2-Dibromo-3-Chloropropane	<2.0		50.0	42.7		ug/L		85	56 - 123
1,2-Dibromoethane	<0.39		50.0	50.5		ug/L		101	70 - 125
Dibromomethane	<0.27		50.0	45.3		ug/L		91	70 - 120
1,2-Dichlorobenzene	<0.33		50.0	50.3		ug/L		101	70 - 125
1,3-Dichlorobenzene	<0.40		50.0	50.9		ug/L		102	70 - 125
1,4-Dichlorobenzene	<0.36		50.0	50.2		ug/L		100	70 - 120
Dichlorodifluoromethane	<0.67		50.0	28.3		ug/L		57	40 - 159
1,1-Dichloroethane	<0.41		50.0	53.1		ug/L		106	70 - 125
1,2-Dichloroethane	<0.39		50.0	46.8		ug/L		94	68 - 127
1,1-Dichloroethene	<0.39		50.0	57.6		ug/L		115	67 - 122
1,2-Dichloropropane	<0.43		50.0	50.6		ug/L		101	67 - 130
1,3-Dichloropropane	<0.36		50.0	51.9		ug/L		104	62 - 136
2,2-Dichloropropane	<0.44		50.0	48.0		ug/L		96	58 - 139
1,1-Dichloropropene	<0.30		50.0	50.1		ug/L		100	70 - 121
Ethylbenzene	<0.18		50.0	54.1		ug/L		108	70 - 123
Hexachlorobutadiene	<0.45		50.0	40.7		ug/L		81	51 - 150
Isopropylbenzene	<0.39		50.0	49.9		ug/L		100	70 - 126
Methylene Chloride	<1.6		50.0	52.2		ug/L		104	69 - 125
Methyl tert-butyl ether	<0.39		50.0	50.9		ug/L		102	55 - 123
Naphthalene	<0.34		50.0	33.0		ug/L		66	53 - 144
n-Butylbenzene	<0.39		50.0	49.1		ug/L		98	68 - 125
N-Propylbenzene	<0.41		50.0	53.1		ug/L		106	69 - 127
p-Isopropyltoluene	<0.36		50.0	53.6		ug/L		107	70 - 125
sec-Butylbenzene	<0.40		50.0	53.2		ug/L		106	70 - 123
Styrene	<0.39		50.0	58.5		ug/L		117	70 - 120
tert-Butylbenzene	<0.40		50.0	51.4		ug/L		103	70 - 121
1,1,1,2-Tetrachloroethane	<0.46		50.0	56.2		ug/L		112	70 - 125
1,1,2,2-Tetrachloroethane	<0.40		50.0	48.7		ug/L		97	62 - 140
Tetrachloroethene	<0.37		50.0	54.2		ug/L		108	70 - 128
Toluene	<0.15		50.0	57.8		ug/L		116	70 - 125
trans-1,2-Dichloroethene	<0.35		50.0	56.5		ug/L		113	70 - 125
trans-1,3-Dichloropropene	<0.36		50.0	47.5		ug/L		95	62 - 128
1,2,3-Trichlorobenzene	<0.46		50.0	33.9		ug/L		68	51 - 145
1,2,4-Trichlorobenzene	<0.34		50.0	32.6		ug/L		65	57 - 137

Eurofins Chicago

QC Sample Results

Client: Tetra Tech GEO
 Project/Site: Pentair Deerfield - 117-7464008

Job ID: 500-210195-1

Method: 8260B - Volatile Organic Compounds (GC/MS) (Continued)

Lab Sample ID: 500-210195-1 MS

Matrix: Water

Analysis Batch: 636288

Client Sample ID: MW-10S

Prep Type: Total/NA

Analyte	Sample Result	Sample Qualifier	Spike Added	MS Result	MS Qualifier	Unit	D	%Rec	%Rec. Limits
1,1,1-Trichloroethane	2.9		50.0	54.2		ug/L		103	70 - 125
1,1,2-Trichloroethane	<0.35		50.0	53.7		ug/L		107	71 - 130
Trichloroethene	<0.16		50.0	48.4		ug/L		97	70 - 125
Trichlorofluoromethane	<0.43		50.0	53.8		ug/L		108	55 - 128
1,2,3-Trichloropropane	<0.41		50.0	49.2		ug/L		98	50 - 133
1,2,4-Trimethylbenzene	<0.36		50.0	52.8		ug/L		106	70 - 123
1,3,5-Trimethylbenzene	<0.25		50.0	52.8		ug/L		106	70 - 123
Vinyl chloride	<0.20		50.0	54.9		ug/L		110	64 - 126
Xylenes, Total	<0.22		100	109		ug/L		109	70 - 125

Surrogate	MS %Recovery	MS Qualifier	Limits
4-Bromofluorobenzene (Surr)	91		72 - 124
Dibromofluoromethane	95		75 - 120
1,2-Dichloroethane-d4 (Surr)	91		75 - 126
Toluene-d8 (Surr)	102		75 - 120

Lab Sample ID: 500-210195-1 MSD

Matrix: Water

Analysis Batch: 636288

Client Sample ID: MW-10S

Prep Type: Total/NA

Analyte	Sample Result	Sample Qualifier	Spike Added	MSD Result	MSD Qualifier	Unit	D	%Rec	%Rec. Limits	RPD	RPD Limit
Benzene	<0.15		50.0	50.6		ug/L		101	70 - 120	3	20
Bromobenzene	<0.36		50.0	50.8		ug/L		102	70 - 122	5	20
Bromochloromethane	<0.43		50.0	50.7		ug/L		101	65 - 122	4	20
Bromodichloromethane	<0.37		50.0	45.9		ug/L		92	69 - 120	0	20
Bromoform	<0.48		50.0	48.0		ug/L		96	56 - 132	4	20
Bromomethane	<0.80		50.0	64.3		ug/L		129	40 - 152	8	20
Carbon tetrachloride	<0.38		50.0	47.5		ug/L		95	59 - 133	8	20
Chlorobenzene	<0.39		50.0	51.9		ug/L		104	70 - 120	4	20
Chloroethane	<0.51		50.0	48.3		ug/L		97	48 - 136	9	20
Chloroform	<0.37		50.0	45.4		ug/L		91	70 - 120	5	20
Chloromethane	<0.32		50.0	45.2		ug/L		90	56 - 152	9	20
2-Chlorotoluene	<0.31		50.0	51.9		ug/L		104	70 - 125	1	20
4-Chlorotoluene	<0.35		50.0	52.6		ug/L		105	68 - 124	2	20
cis-1,2-Dichloroethene	<0.41		50.0	48.9		ug/L		98	70 - 125	2	20
cis-1,3-Dichloropropene	<0.42		50.0	45.8		ug/L		92	64 - 127	1	20
Dibromochloromethane	<0.49		50.0	52.7		ug/L		105	68 - 125	4	20
1,2-Dibromo-3-Chloropropane	<2.0		50.0	40.4		ug/L		81	56 - 123	6	20
1,2-Dibromoethane	<0.39		50.0	51.3		ug/L		103	70 - 125	2	20
Dibromomethane	<0.27		50.0	44.5		ug/L		89	70 - 120	2	20
1,2-Dichlorobenzene	<0.33		50.0	49.5		ug/L		99	70 - 125	2	20
1,3-Dichlorobenzene	<0.40		50.0	50.8		ug/L		102	70 - 125	0	20
1,4-Dichlorobenzene	<0.36		50.0	49.3		ug/L		99	70 - 120	2	20
Dichlorodifluoromethane	<0.67		50.0	26.3		ug/L		53	40 - 159	7	20
1,1-Dichloroethane	<0.41		50.0	50.9		ug/L		102	70 - 125	4	20
1,2-Dichloroethane	<0.39		50.0	45.5		ug/L		91	68 - 127	3	20
1,1-Dichloroethene	<0.39		50.0	53.8		ug/L		108	67 - 122	7	20
1,2-Dichloropropane	<0.43		50.0	51.0		ug/L		102	67 - 130	1	20

Eurofins Chicago

QC Sample Results

Client: Tetra Tech GEO
Project/Site: Pentair Deerfield - 117-7464008

Job ID: 500-210195-1

Method: 8260B - Volatile Organic Compounds (GC/MS) (Continued)

Lab Sample ID: 500-210195-1 MSD
Matrix: Water
Analysis Batch: 636288

Client Sample ID: MW-10S
Prep Type: Total/NA

Analyte	Sample Result	Sample Qualifier	Spike Added	MSD Result	MSD Qualifier	Unit	D	%Rec	%Rec. Limits	RPD	RPD Limit
1,3-Dichloropropane	<0.36		50.0	51.8		ug/L		104	62 - 136	0	20
2,2-Dichloropropane	<0.44		50.0	46.2		ug/L		92	58 - 139	4	20
1,1-Dichloropropene	<0.30		50.0	48.4		ug/L		97	70 - 121	3	20
Ethylbenzene	<0.18		50.0	52.0		ug/L		104	70 - 123	4	20
Hexachlorobutadiene	<0.45		50.0	37.4		ug/L		75	51 - 150	8	20
Isopropylbenzene	<0.39		50.0	50.6		ug/L		101	70 - 126	1	20
Methylene Chloride	<1.6		50.0	49.5		ug/L		99	69 - 125	5	20
Methyl tert-butyl ether	<0.39		50.0	49.7		ug/L		99	55 - 123	2	20
Naphthalene	<0.34		50.0	30.0		ug/L		60	53 - 144	9	20
n-Butylbenzene	<0.39		50.0	47.7		ug/L		95	68 - 125	3	20
N-Propylbenzene	<0.41		50.0	53.7		ug/L		107	69 - 127	1	20
p-Isopropyltoluene	<0.36		50.0	52.3		ug/L		105	70 - 125	2	20
sec-Butylbenzene	<0.40		50.0	52.6		ug/L		105	70 - 123	1	20
Styrene	<0.39		50.0	56.1		ug/L		112	70 - 120	4	20
tert-Butylbenzene	<0.40		50.0	51.7		ug/L		103	70 - 121	0	20
1,1,1,2-Tetrachloroethane	<0.46		50.0	52.0		ug/L		104	70 - 125	8	20
1,1,2,2-Tetrachloroethane	<0.40		50.0	50.8		ug/L		102	62 - 140	4	20
Tetrachloroethene	<0.37		50.0	51.0		ug/L		102	70 - 128	6	20
Toluene	<0.15		50.0	55.9		ug/L		112	70 - 125	3	20
trans-1,2-Dichloroethene	<0.35		50.0	52.7		ug/L		105	70 - 125	7	20
trans-1,3-Dichloropropene	<0.36		50.0	48.5		ug/L		97	62 - 128	2	20
1,2,3-Trichlorobenzene	<0.46		50.0	30.1		ug/L		60	51 - 145	12	20
1,2,4-Trichlorobenzene	<0.34		50.0	29.0		ug/L		58	57 - 137	12	20
1,1,1-Trichloroethane	2.9		50.0	50.8		ug/L		96	70 - 125	6	20
1,1,2-Trichloroethane	<0.35		50.0	53.6		ug/L		107	71 - 130	0	20
Trichloroethene	<0.16		50.0	48.6		ug/L		97	70 - 125	0	20
Trichlorofluoromethane	<0.43		50.0	49.1		ug/L		98	55 - 128	9	20
1,2,3-Trichloropropane	<0.41		50.0	51.7		ug/L		103	50 - 133	5	20
1,2,4-Trimethylbenzene	<0.36		50.0	52.6		ug/L		105	70 - 123	0	20
1,3,5-Trimethylbenzene	<0.25		50.0	52.4		ug/L		105	70 - 123	1	20
Vinyl chloride	<0.20		50.0	50.3		ug/L		101	64 - 126	9	20
Xylenes, Total	<0.22		100	104		ug/L		104	70 - 125	5	20

Surrogate	MSD MSD		Limits
	%Recovery	Qualifier	
4-Bromofluorobenzene (Surr)	97		72 - 124
Dibromofluoromethane	92		75 - 120
1,2-Dichloroethane-d4 (Surr)	91		75 - 126
Toluene-d8 (Surr)	100		75 - 120

Lab Sample ID: MB 500-636416/6
Matrix: Water
Analysis Batch: 636416

Client Sample ID: Method Blank
Prep Type: Total/NA

Analyte	MB MB		RL	MDL	Unit	D	Prepared	Analyzed	Dil Fac
	Result	Qualifier							
Benzene	<0.15		0.50	0.15	ug/L			01/04/22 11:03	1
Bromobenzene	<0.36		1.0	0.36	ug/L			01/04/22 11:03	1
Bromochloromethane	<0.43		1.0	0.43	ug/L			01/04/22 11:03	1
Bromodichloromethane	<0.37		1.0	0.37	ug/L			01/04/22 11:03	1

Eurofins Chicago

QC Sample Results

Client: Tetra Tech GEO
 Project/Site: Pentair Deerfield - 117-7464008

Job ID: 500-210195-1

Method: 8260B - Volatile Organic Compounds (GC/MS) (Continued)

Lab Sample ID: MB 500-636416/6
Matrix: Water
Analysis Batch: 636416

Client Sample ID: Method Blank
Prep Type: Total/NA

Analyte	MB Result	MB Qualifier	RL	MDL	Unit	D	Prepared	Analyzed	Dil Fac
Bromoform	<0.48		1.0	0.48	ug/L			01/04/22 11:03	1
Bromomethane	<0.80		3.0	0.80	ug/L			01/04/22 11:03	1
Carbon tetrachloride	<0.38		1.0	0.38	ug/L			01/04/22 11:03	1
Chlorobenzene	<0.39		1.0	0.39	ug/L			01/04/22 11:03	1
Chloroethane	<0.51		1.0	0.51	ug/L			01/04/22 11:03	1
Chloroform	<0.37		2.0	0.37	ug/L			01/04/22 11:03	1
Chloromethane	<0.32		1.0	0.32	ug/L			01/04/22 11:03	1
2-Chlorotoluene	<0.31		1.0	0.31	ug/L			01/04/22 11:03	1
4-Chlorotoluene	<0.35		1.0	0.35	ug/L			01/04/22 11:03	1
cis-1,2-Dichloroethene	<0.41		1.0	0.41	ug/L			01/04/22 11:03	1
cis-1,3-Dichloropropene	<0.42		1.0	0.42	ug/L			01/04/22 11:03	1
Dibromochloromethane	<0.49		1.0	0.49	ug/L			01/04/22 11:03	1
1,2-Dibromo-3-Chloropropane	<2.0		5.0	2.0	ug/L			01/04/22 11:03	1
1,2-Dibromoethane	<0.39		1.0	0.39	ug/L			01/04/22 11:03	1
Dibromomethane	<0.27		1.0	0.27	ug/L			01/04/22 11:03	1
1,2-Dichlorobenzene	<0.33		1.0	0.33	ug/L			01/04/22 11:03	1
1,3-Dichlorobenzene	<0.40		1.0	0.40	ug/L			01/04/22 11:03	1
1,4-Dichlorobenzene	<0.36		1.0	0.36	ug/L			01/04/22 11:03	1
Dichlorodifluoromethane	<0.67		3.0	0.67	ug/L			01/04/22 11:03	1
1,1-Dichloroethane	<0.41		1.0	0.41	ug/L			01/04/22 11:03	1
1,2-Dichloroethane	<0.39		1.0	0.39	ug/L			01/04/22 11:03	1
1,1-Dichloroethene	<0.39		1.0	0.39	ug/L			01/04/22 11:03	1
1,2-Dichloropropane	<0.43		1.0	0.43	ug/L			01/04/22 11:03	1
1,3-Dichloropropane	<0.36		1.0	0.36	ug/L			01/04/22 11:03	1
2,2-Dichloropropane	<0.44		1.0	0.44	ug/L			01/04/22 11:03	1
1,1-Dichloropropene	<0.30		1.0	0.30	ug/L			01/04/22 11:03	1
Ethylbenzene	<0.18		0.50	0.18	ug/L			01/04/22 11:03	1
Hexachlorobutadiene	<0.45		1.0	0.45	ug/L			01/04/22 11:03	1
Isopropylbenzene	<0.39		1.0	0.39	ug/L			01/04/22 11:03	1
Isopropyl ether	<0.28		1.0	0.28	ug/L			01/04/22 11:03	1
Methylene Chloride	<1.6		5.0	1.6	ug/L			01/04/22 11:03	1
Methyl tert-butyl ether	<0.39		1.0	0.39	ug/L			01/04/22 11:03	1
Naphthalene	<0.34		1.0	0.34	ug/L			01/04/22 11:03	1
n-Butylbenzene	<0.39		1.0	0.39	ug/L			01/04/22 11:03	1
N-Propylbenzene	<0.41		1.0	0.41	ug/L			01/04/22 11:03	1
p-Isopropyltoluene	<0.36		1.0	0.36	ug/L			01/04/22 11:03	1
sec-Butylbenzene	<0.40		1.0	0.40	ug/L			01/04/22 11:03	1
Styrene	<0.39		1.0	0.39	ug/L			01/04/22 11:03	1
tert-Butylbenzene	<0.40		1.0	0.40	ug/L			01/04/22 11:03	1
1,1,1,2-Tetrachloroethane	<0.46		1.0	0.46	ug/L			01/04/22 11:03	1
1,1,2,2-Tetrachloroethane	<0.40		1.0	0.40	ug/L			01/04/22 11:03	1
Tetrachloroethene	<0.37		1.0	0.37	ug/L			01/04/22 11:03	1
Toluene	<0.15		0.50	0.15	ug/L			01/04/22 11:03	1
trans-1,2-Dichloroethene	<0.35		1.0	0.35	ug/L			01/04/22 11:03	1
trans-1,3-Dichloropropene	<0.36		1.0	0.36	ug/L			01/04/22 11:03	1
1,2,3-Trichlorobenzene	<0.46		1.0	0.46	ug/L			01/04/22 11:03	1
1,2,4-Trichlorobenzene	<0.34		1.0	0.34	ug/L			01/04/22 11:03	1
1,1,1-Trichloroethane	<0.38		1.0	0.38	ug/L			01/04/22 11:03	1
1,1,2-Trichloroethane	<0.35		1.0	0.35	ug/L			01/04/22 11:03	1

Eurofins Chicago

QC Sample Results

Client: Tetra Tech GEO
 Project/Site: Pentair Deerfield - 117-7464008

Job ID: 500-210195-1

Method: 8260B - Volatile Organic Compounds (GC/MS) (Continued)

Lab Sample ID: MB 500-636416/6
Matrix: Water
Analysis Batch: 636416

Client Sample ID: Method Blank
Prep Type: Total/NA

Analyte	MB	MB	RL	MDL	Unit	D	Prepared	Analyzed	Dil Fac
	Result	Qualifier							
Trichloroethene	<0.16		0.50	0.16	ug/L			01/04/22 11:03	1
Trichlorofluoromethane	<0.43		1.0	0.43	ug/L			01/04/22 11:03	1
1,2,3-Trichloropropane	<0.41		2.0	0.41	ug/L			01/04/22 11:03	1
1,2,4-Trimethylbenzene	<0.36		1.0	0.36	ug/L			01/04/22 11:03	1
1,3,5-Trimethylbenzene	<0.25		1.0	0.25	ug/L			01/04/22 11:03	1
Vinyl chloride	<0.20		1.0	0.20	ug/L			01/04/22 11:03	1
Xylenes, Total	<0.22		1.0	0.22	ug/L			01/04/22 11:03	1

Surrogate	MB	MB	Limits	Prepared	Analyzed	Dil Fac
	%Recovery	Qualifier				
4-Bromofluorobenzene (Surr)	84		72 - 124		01/04/22 11:03	1
Dibromofluoromethane	99		75 - 120		01/04/22 11:03	1
1,2-Dichloroethane-d4 (Surr)	115		75 - 126		01/04/22 11:03	1
Toluene-d8 (Surr)	118		75 - 120		01/04/22 11:03	1

Lab Sample ID: LCS 500-636416/4
Matrix: Water
Analysis Batch: 636416

Client Sample ID: Lab Control Sample
Prep Type: Total/NA

Analyte	Spike Added	LCS	LCS	Unit	D	%Rec	%Rec.
		Result	Qualifier				Limits
Benzene	50.0	51.2		ug/L		102	70 - 120
Bromobenzene	50.0	50.1		ug/L		100	70 - 122
Bromochloromethane	50.0	49.9		ug/L		100	65 - 122
Bromodichloromethane	50.0	48.3		ug/L		97	69 - 120
Bromoform	50.0	34.6		ug/L		69	56 - 132
Bromomethane	50.0	67.2		ug/L		134	40 - 152
Carbon tetrachloride	50.0	62.1		ug/L		124	59 - 133
Chlorobenzene	50.0	48.9		ug/L		98	70 - 120
Chloroethane	50.0	69.1	*+	ug/L		138	48 - 136
Chloroform	50.0	52.7		ug/L		105	70 - 120
Chloromethane	50.0	41.8		ug/L		84	56 - 152
2-Chlorotoluene	50.0	54.2		ug/L		108	70 - 125
4-Chlorotoluene	50.0	51.9		ug/L		104	68 - 124
cis-1,2-Dichloroethene	50.0	49.6		ug/L		99	70 - 125
cis-1,3-Dichloropropene	50.0	50.1		ug/L		100	64 - 127
Dibromochloromethane	50.0	46.6		ug/L		93	68 - 125
1,2-Dibromo-3-Chloropropane	50.0	41.1		ug/L		82	56 - 123
1,2-Dibromoethane	50.0	43.9		ug/L		88	70 - 125
Dibromomethane	50.0	45.1		ug/L		90	70 - 120
1,2-Dichlorobenzene	50.0	48.7		ug/L		97	70 - 125
1,3-Dichlorobenzene	50.0	47.2		ug/L		94	70 - 125
1,4-Dichlorobenzene	50.0	47.7		ug/L		95	70 - 120
Dichlorodifluoromethane	50.0	40.4		ug/L		81	40 - 159
1,1-Dichloroethane	50.0	58.6		ug/L		117	70 - 125
1,2-Dichloroethane	50.0	63.5		ug/L		127	68 - 127
1,1-Dichloroethene	50.0	46.6		ug/L		93	67 - 122
1,2-Dichloropropane	50.0	54.3		ug/L		109	67 - 130
1,3-Dichloropropane	50.0	49.7		ug/L		99	62 - 136
2,2-Dichloropropane	50.0	76.2	*+	ug/L		152	58 - 139

Eurofins Chicago

QC Sample Results

Client: Tetra Tech GEO
 Project/Site: Pentair Deerfield - 117-7464008

Job ID: 500-210195-1

Method: 8260B - Volatile Organic Compounds (GC/MS) (Continued)

Lab Sample ID: LCS 500-636416/4
Matrix: Water
Analysis Batch: 636416

Client Sample ID: Lab Control Sample
Prep Type: Total/NA

Analyte	Spike Added	LCS Result	LCS Qualifier	Unit	D	%Rec	%Rec. Limits
1,1-Dichloropropene	50.0	56.4		ug/L		113	70 - 121
Ethylbenzene	50.0	51.2		ug/L		102	70 - 123
Hexachlorobutadiene	50.0	60.3		ug/L		121	51 - 150
Isopropylbenzene	50.0	64.8	*+	ug/L		130	70 - 126
Methylene Chloride	50.0	46.2		ug/L		92	69 - 125
Methyl tert-butyl ether	50.0	50.3		ug/L		101	55 - 123
Naphthalene	50.0	47.4		ug/L		95	53 - 144
n-Butylbenzene	50.0	53.1		ug/L		106	68 - 125
N-Propylbenzene	50.0	57.7		ug/L		115	69 - 127
p-Isopropyltoluene	50.0	54.2		ug/L		108	70 - 125
sec-Butylbenzene	50.0	55.8		ug/L		112	70 - 123
Styrene	50.0	46.0		ug/L		92	70 - 120
tert-Butylbenzene	50.0	56.5		ug/L		113	70 - 121
1,1,1,2-Tetrachloroethane	50.0	51.5		ug/L		103	70 - 125
1,1,2,2-Tetrachloroethane	50.0	42.0		ug/L		84	62 - 140
Tetrachloroethene	50.0	64.1		ug/L		128	70 - 128
Toluene	50.0	57.0		ug/L		114	70 - 125
trans-1,2-Dichloroethene	50.0	51.3		ug/L		103	70 - 125
trans-1,3-Dichloropropene	50.0	44.4		ug/L		89	62 - 128
1,2,3-Trichlorobenzene	50.0	52.4		ug/L		105	51 - 145
1,2,4-Trichlorobenzene	50.0	55.4		ug/L		111	57 - 137
1,1,1-Trichloroethane	50.0	60.7		ug/L		121	70 - 125
1,1,2-Trichloroethane	50.0	51.0		ug/L		102	71 - 130
Trichloroethene	50.0	52.0		ug/L		104	70 - 125
Trichlorofluoromethane	50.0	52.1		ug/L		104	55 - 128
1,2,3-Trichloropropane	50.0	46.1		ug/L		92	50 - 133
1,2,4-Trimethylbenzene	50.0	52.9		ug/L		106	70 - 123
1,3,5-Trimethylbenzene	50.0	57.2		ug/L		114	70 - 123
Vinyl chloride	50.0	50.0		ug/L		100	64 - 126
Xylenes, Total	100	103		ug/L		103	70 - 125

Surrogate	LCS LCS		Limits
	%Recovery	Qualifier	
4-Bromofluorobenzene (Surr)	94		72 - 124
Dibromofluoromethane	98		75 - 120
1,2-Dichloroethane-d4 (Surr)	115		75 - 126
Toluene-d8 (Surr)	110		75 - 120

Lab Chronicle

Client: Tetra Tech GEO
Project/Site: Pentair Deerfield - 117-7464008

Job ID: 500-210195-1

Client Sample ID: MW-10S

Date Collected: 12/21/21 13:30

Date Received: 12/23/21 10:50

Lab Sample ID: 500-210195-1

Matrix: Water

Prep Type	Batch Type	Batch Method	Run	Dilution Factor	Batch Number	Prepared or Analyzed	Analyst	Lab
Total/NA	Analysis	8260B		1	636288	01/03/22 17:58	STW	TAL CHI

Client Sample ID: MW-10I

Date Collected: 12/21/21 11:05

Date Received: 12/23/21 10:50

Lab Sample ID: 500-210195-2

Matrix: Water

Prep Type	Batch Type	Batch Method	Run	Dilution Factor	Batch Number	Prepared or Analyzed	Analyst	Lab
Total/NA	Analysis	8260B		1	636288	01/03/22 18:22	STW	TAL CHI

Client Sample ID: MW-14SR

Date Collected: 12/21/21 13:10

Date Received: 12/23/21 10:50

Lab Sample ID: 500-210195-3

Matrix: Water

Prep Type	Batch Type	Batch Method	Run	Dilution Factor	Batch Number	Prepared or Analyzed	Analyst	Lab
Total/NA	Analysis	8260B		1	636288	01/03/22 18:47	STW	TAL CHI
Total/NA	Analysis	8260B	DL	10	636288	01/03/22 19:11	STW	TAL CHI

Client Sample ID: MW-14IR

Date Collected: 12/21/21 13:15

Date Received: 12/23/21 10:50

Lab Sample ID: 500-210195-4

Matrix: Water

Prep Type	Batch Type	Batch Method	Run	Dilution Factor	Batch Number	Prepared or Analyzed	Analyst	Lab
Total/NA	Analysis	8260B		1	636288	01/03/22 19:35	STW	TAL CHI
Total/NA	Analysis	8260B	DL	10	636288	01/03/22 19:59	STW	TAL CHI

Client Sample ID: MW-15D

Date Collected: 12/21/21 11:15

Date Received: 12/23/21 10:50

Lab Sample ID: 500-210195-5

Matrix: Water

Prep Type	Batch Type	Batch Method	Run	Dilution Factor	Batch Number	Prepared or Analyzed	Analyst	Lab
Total/NA	Analysis	8260B		2	636288	01/03/22 20:24	STW	TAL CHI
Total/NA	Analysis	8260B	DL	20	636288	01/03/22 20:48	STW	TAL CHI

Client Sample ID: MW-15D-DUP

Date Collected: 12/21/21 11:20

Date Received: 12/23/21 10:50

Lab Sample ID: 500-210195-6

Matrix: Water

Prep Type	Batch Type	Batch Method	Run	Dilution Factor	Batch Number	Prepared or Analyzed	Analyst	Lab
Total/NA	Analysis	8260B		2	636416	01/04/22 11:53	STW	TAL CHI
Total/NA	Analysis	8260B	DL	20	636416	01/04/22 12:17	STW	TAL CHI

Lab Chronicle

Client: Tetra Tech GEO
Project/Site: Pentair Deerfield - 117-7464008

Job ID: 500-210195-1

Client Sample ID: MW-16D

Date Collected: 12/22/21 09:30

Date Received: 12/23/21 10:50

Lab Sample ID: 500-210195-7

Matrix: Water

Prep Type	Batch Type	Batch Method	Run	Dilution Factor	Batch Number	Prepared or Analyzed	Analyst	Lab
Total/NA	Analysis	8260B		1	636416	01/04/22 12:42	STW	TAL CHI

Client Sample ID: MW-17D

Date Collected: 12/22/21 10:45

Date Received: 12/23/21 10:50

Lab Sample ID: 500-210195-8

Matrix: Water

Prep Type	Batch Type	Batch Method	Run	Dilution Factor	Batch Number	Prepared or Analyzed	Analyst	Lab
Total/NA	Analysis	8260B		1	636416	01/04/22 13:07	STW	TAL CHI
Total/NA	Analysis	8260B	DL	10	636416	01/04/22 13:32	STW	TAL CHI

Client Sample ID: TB-1

Date Collected: 12/22/21 00:00

Date Received: 12/23/21 10:50

Lab Sample ID: 500-210195-9

Matrix: Water

Prep Type	Batch Type	Batch Method	Run	Dilution Factor	Batch Number	Prepared or Analyzed	Analyst	Lab
Total/NA	Analysis	8260B		1	636416	01/04/22 11:28	STW	TAL CHI

Laboratory References:

TAL CHI = Eurofins Chicago, 2417 Bond Street, University Park, IL 60484, TEL (708)534-5200

Accreditation/Certification Summary

Client: Tetra Tech GEO
Project/Site: Pentair Deerfield - 117-7464008

Job ID: 500-210195-1

Laboratory: Eurofins Chicago

The accreditations/certifications listed below are applicable to this report.

Authority	Program	Identification Number	Expiration Date
Wisconsin	State	999580010	08-31-22

- 1
- 2
- 3
- 4
- 5
- 6
- 7
- 8
- 9
- 10
- 11
- 12
- 13
- 14
- 15

Address: _____

Regulatory Program: DW NPDES RCRA Other:

Client Contact Company Name: <u>Tetra Tech</u> Address: <u>175 N. Corporate Dr., Ste. 100</u> City/State/Zip: <u>Brookfield, WI 53045</u> Phone: <u>(262) 792-1282</u> Fax: _____ Project Name: <u>Pentair Deerfield</u> Site: _____ PO# <u>117-7467008</u>		Project Manager: <u>Mark Manthey</u> Tel/Email: <u>mark.manthey@tetratech</u>		Site Contact: _____ Date: _____		COC No: _____ of _____ COCs				
Analysis Turnaround Time <input type="checkbox"/> CALENDAR DAYS <input type="checkbox"/> WORKING DAYS TAT if different from Below _____ <input type="checkbox"/> 2 weeks <input type="checkbox"/> 1 week <input type="checkbox"/> 2 days <input type="checkbox"/> 1 day		Lab Contact: _____ Carrier: _____		Sampler: _____ For Lab Use Only: Walk-in Client: _____ Lab Sampling: _____ Job / SDG No.: <u>500-210195</u>		500-210195 COC Sample Specific Notes: _____				
Sample Identification		2021 Sample Date	Sample Time	Sample Type (C=Comp, G=Grab)	Matrix	# of Cont.	Filtered Sample (Y/N) Perform MS / MSD (Y/N)	VOCs (829)	500-210195 COC	Sample Specific Notes:
1	MW-10S	12/21	13:30	G	W	3	N	X		
2	MW-10I		11:05							
3	MW-14SR		13:10							
4	MW-14IR		13:15							
5	MW-15D		11:15							
6	MW-15D-Dup		11:20							
7	MW-16D	12/22	9:30							
8	MW-17D	12/22	10:45							
9	TB-1				DI	1				Lab prepared
Preservation Used: 1= Ice, 2= HCl; 3= H2SO4; 4=HNO3; 5=NaOH; 6= Other										
Possible Hazard Identification: Are any samples from a listed EPA Hazardous Waste? Please List any EPA Waste Codes for the sample in the Comments Section if the lab is to dispose of the sample. <input type="checkbox"/> Non-Hazard <input type="checkbox"/> Flammable <input type="checkbox"/> Skin Irritant <input type="checkbox"/> Poison B <input type="checkbox"/> Unknown					Sample Disposal (A fee may be assessed if samples are retained longer than 1 month) <input type="checkbox"/> Return to Client <input type="checkbox"/> Disposal by Lab <input type="checkbox"/> Archive for _____ Months					
Special Instructions/QC Requirements & Comments:										
Custody Seals Intact: <input type="checkbox"/> Yes <input type="checkbox"/> No		Custody Seal No.: _____		Cooler Temp. (°C): Obs'd: <u>4.1</u> Corr'd: <u>4.0</u>		Therm ID No.: _____				
Relinquished by: <u>Connor Sawyer</u>		Company: <u>Tetra Tech</u>		Date/Time: <u>12/22 14:30</u>		Received by: <u>[Signature]</u>		Company: <u>TA</u>		Date/Time: <u>12-22-21 1500</u>
Relinquished by: <u>[Signature]</u>		Company: <u>TA</u>		Date/Time: <u>12-22-21 1700</u>		Received by: _____		Company: _____		Date/Time: _____
Relinquished by: _____		Company: _____		Date/Time: _____		Received in Laboratory by: <u>Daniel Buckley</u>		Company: <u>TA CH1</u>		Date/Time: <u>12/23/21 1050</u>

Login Sample Receipt Checklist

Client: Tetra Tech GEO

Job Number: 500-210195-1

Login Number: 210195

List Number: 1

Creator: Buckley, Paula M

List Source: Eurofins Chicago

Question	Answer	Comment
Radioactivity wasn't checked or is </= background as measured by a survey meter.	True	
The cooler's custody seal, if present, is intact.	True	
Sample custody seals, if present, are intact.	True	
The cooler or samples do not appear to have been compromised or tampered with.	True	
Samples were received on ice.	True	
Cooler Temperature is acceptable.	True	
Cooler Temperature is recorded.	True	4.0
COC is present.	True	
COC is filled out in ink and legible.	True	
COC is filled out with all pertinent information.	True	
Is the Field Sampler's name present on COC?	True	
There are no discrepancies between the containers received and the COC.	True	
Samples are received within Holding Time (excluding tests with immediate HTs)	True	
Sample containers have legible labels.	True	
Containers are not broken or leaking.	True	
Sample collection date/times are provided.	True	
Appropriate sample containers are used.	True	
Sample bottles are completely filled.	True	
Sample Preservation Verified.	True	
There is sufficient vol. for all requested analyses, incl. any requested MS/MSDs	True	
Containers requiring zero headspace have no headspace or bubble is <6mm (1/4").	True	
Multiphasic samples are not present.	True	
Samples do not require splitting or compositing.	True	
Residual Chlorine Checked.	N/A	

ANALYTICAL REPORT

Eurofins Chicago
2417 Bond Street
University Park, IL 60484
Tel: (708)534-5200

Laboratory Job ID: 500-210197-1
Client Project/Site: Pentair Deerfield - 117-7464008

For:
Tetra Tech GEO
175 N Corporate Drive
Suite 100
Brookfield, Wisconsin 53045

Attn: Mr. Mark Manthey



Authorized for release by:
1/10/2022 10:04:50 AM

Sandie Fredrick, Project Manager II
(920)261-1660
sandra.fredrick@eurofinset.com

LINKS

Review your project
results through
TotalAccess

Have a Question?



Visit us at:

www.eurofinsus.com/Env

The test results in this report meet all 2003 NELAC, 2009 TNI, and 2016 TNI requirements for accredited parameters, exceptions are noted in this report. This report may not be reproduced except in full, and with written approval from the laboratory. For questions please contact the Project Manager at the e-mail address or telephone number listed on this page.

This report has been electronically signed and authorized by the signatory. Electronic signature is intended to be the legally binding equivalent of a traditionally handwritten signature.

Results relate only to the items tested and the sample(s) as received by the laboratory.



Table of Contents

Cover Page	1
Table of Contents	2
Case Narrative	3
Detection Summary	4
Method Summary	5
Sample Summary	6
Client Sample Results	7
Definitions	9
QC Association	10
Surrogate Summary	11
QC Sample Results	12
Chronicle	13
Certification Summary	14
Chain of Custody	15
Receipt Checklists	17

Case Narrative

Client: Tetra Tech GEO
Project/Site: Pentair Deerfield - 117-7464008

Job ID: 500-210197-1

Job ID: 500-210197-1

Laboratory: Eurofins Chicago

Narrative

Job Narrative
500-210197-1

Comments

No additional comments.

Receipt

The samples were received on 12/23/2021 10:50 AM. Unless otherwise noted below, the samples arrived in good condition, and where required, properly preserved and on ice. The temperature of the cooler at receipt was 4.0° C.

GC/MS VOA

No analytical or quality issues were noted, other than those described in the Definitions/Glossary page.

- 1
- 2
- 3
- 4
- 5
- 6
- 7
- 8
- 9
- 10
- 11
- 12
- 13
- 14
- 15

Detection Summary

Client: Tetra Tech GEO
Project/Site: Pentair Deerfield - 117-7464008

Job ID: 500-210197-1

Client Sample ID: Influent

Lab Sample ID: 500-210197-1

Analyte	Result	Qualifier	RL	MDL	Unit	Dil Fac	D	Method	Prep Type
1,1,1-Trichloroethane	4.5		1.0	0.38	ug/L	1		8260B	Total/NA
Trichloroethene	150		0.50	0.16	ug/L	1		8260B	Total/NA

Client Sample ID: Effluent

Lab Sample ID: 500-210197-2

Analyte	Result	Qualifier	RL	MDL	Unit	Dil Fac	D	Method	Prep Type
Trichloroethene	0.54		0.50	0.16	ug/L	1		8260B	Total/NA

This Detection Summary does not include radiochemical test results.

Eurofins Chicago

Method Summary

Client: Tetra Tech GEO
Project/Site: Pentair Deerfield - 117-7464008

Job ID: 500-210197-1

Method	Method Description	Protocol	Laboratory
8260B	Volatile Organic Compounds (GC/MS)	SW846	TAL CHI
5030B	Purge and Trap	SW846	TAL CHI

Protocol References:

SW846 = "Test Methods For Evaluating Solid Waste, Physical/Chemical Methods", Third Edition, November 1986 And Its Updates.

Laboratory References:

TAL CHI = Eurofins Chicago, 2417 Bond Street, University Park, IL 60484, TEL (708)534-5200



Sample Summary

Client: Tetra Tech GEO
Project/Site: Pentair Deerfield - 117-7464008

Job ID: 500-210197-1

Lab Sample ID	Client Sample ID	Matrix	Collected	Received
500-210197-1	Influent	Water	12/22/21 11:05	12/23/21 10:50
500-210197-2	Effluent	Water	12/22/21 11:25	12/23/21 10:50

1

2

3

4

5

6

7

8

9

10

11

12

13

14

15

Client Sample Results

Client: Tetra Tech GEO
 Project/Site: Pentair Deerfield - 117-7464008

Job ID: 500-210197-1

Client Sample ID: Influent
Date Collected: 12/22/21 11:05
Date Received: 12/23/21 10:50

Lab Sample ID: 500-210197-1
Matrix: Water

Method: 8260B - Volatile Organic Compounds (GC/MS)

Analyte	Result	Qualifier	RL	MDL	Unit	D	Prepared	Analyzed	Dil Fac
Benzene	<0.15		0.50	0.15	ug/L			12/30/21 14:24	1
Ethylbenzene	<0.18		0.50	0.18	ug/L			12/30/21 14:24	1
Toluene	<0.15		0.50	0.15	ug/L			12/30/21 14:24	1
1,1,1-Trichloroethane	4.5		1.0	0.38	ug/L			12/30/21 14:24	1
1,1,2-Trichloroethane	<0.35		1.0	0.35	ug/L			12/30/21 14:24	1
Trichloroethene	150		0.50	0.16	ug/L			12/30/21 14:24	1
Vinyl chloride	<0.20		1.0	0.20	ug/L			12/30/21 14:24	1
Xylenes, Total	<0.22		1.0	0.22	ug/L			12/30/21 14:24	1
Surrogate	%Recovery	Qualifier	Limits				Prepared	Analyzed	Dil Fac
4-Bromofluorobenzene (Surr)	87		72 - 124					12/30/21 14:24	1
Dibromofluoromethane	94		75 - 120					12/30/21 14:24	1
1,2-Dichloroethane-d4 (Surr)	116		75 - 126					12/30/21 14:24	1
Toluene-d8 (Surr)	110		75 - 120					12/30/21 14:24	1

Client Sample Results

Client: Tetra Tech GEO
 Project/Site: Pentair Deerfield - 117-7464008

Job ID: 500-210197-1

Client Sample ID: Effluent
Date Collected: 12/22/21 11:25
Date Received: 12/23/21 10:50

Lab Sample ID: 500-210197-2
Matrix: Water

Method: 8260B - Volatile Organic Compounds (GC/MS)

Analyte	Result	Qualifier	RL	MDL	Unit	D	Prepared	Analyzed	Dil Fac
Benzene	<0.15		0.50	0.15	ug/L			12/30/21 14:49	1
Ethylbenzene	<0.18		0.50	0.18	ug/L			12/30/21 14:49	1
Toluene	<0.15		0.50	0.15	ug/L			12/30/21 14:49	1
1,1,1-Trichloroethane	<0.38		1.0	0.38	ug/L			12/30/21 14:49	1
1,1,2-Trichloroethane	<0.35		1.0	0.35	ug/L			12/30/21 14:49	1
Trichloroethene	0.54		0.50	0.16	ug/L			12/30/21 14:49	1
Vinyl chloride	<0.20		1.0	0.20	ug/L			12/30/21 14:49	1
Xylenes, Total	<0.22		1.0	0.22	ug/L			12/30/21 14:49	1
Surrogate	%Recovery	Qualifier	Limits				Prepared	Analyzed	Dil Fac
4-Bromofluorobenzene (Surr)	86		72 - 124					12/30/21 14:49	1
Dibromofluoromethane	93		75 - 120					12/30/21 14:49	1
1,2-Dichloroethane-d4 (Surr)	118		75 - 126					12/30/21 14:49	1
Toluene-d8 (Surr)	112		75 - 120					12/30/21 14:49	1

Definitions/Glossary

Client: Tetra Tech GEO
Project/Site: Pentair Deerfield - 117-7464008

Job ID: 500-210197-1

Glossary

Abbreviation	These commonly used abbreviations may or may not be present in this report.
α	Listed under the "D" column to designate that the result is reported on a dry weight basis
%R	Percent Recovery
CFL	Contains Free Liquid
CFU	Colony Forming Unit
CNF	Contains No Free Liquid
DER	Duplicate Error Ratio (normalized absolute difference)
Dil Fac	Dilution Factor
DL	Detection Limit (DoD/DOE)
DL, RA, RE, IN	Indicates a Dilution, Re-analysis, Re-extraction, or additional Initial metals/anion analysis of the sample
DLC	Decision Level Concentration (Radiochemistry)
EDL	Estimated Detection Limit (Dioxin)
LOD	Limit of Detection (DoD/DOE)
LOQ	Limit of Quantitation (DoD/DOE)
MCL	EPA recommended "Maximum Contaminant Level"
MDA	Minimum Detectable Activity (Radiochemistry)
MDC	Minimum Detectable Concentration (Radiochemistry)
MDL	Method Detection Limit
ML	Minimum Level (Dioxin)
MPN	Most Probable Number
MQL	Method Quantitation Limit
NC	Not Calculated
ND	Not Detected at the reporting limit (or MDL or EDL if shown)
NEG	Negative / Absent
POS	Positive / Present
PQL	Practical Quantitation Limit
PRES	Presumptive
QC	Quality Control
RER	Relative Error Ratio (Radiochemistry)
RL	Reporting Limit or Requested Limit (Radiochemistry)
RPD	Relative Percent Difference, a measure of the relative difference between two points
TEF	Toxicity Equivalent Factor (Dioxin)
TEQ	Toxicity Equivalent Quotient (Dioxin)
TNTC	Too Numerous To Count

QC Association Summary

Client: Tetra Tech GEO
Project/Site: Pentair Deerfield - 117-7464008

Job ID: 500-210197-1

GC/MS VOA

Analysis Batch: 636043

Lab Sample ID	Client Sample ID	Prep Type	Matrix	Method	Prep Batch
500-210197-1	Influent	Total/NA	Water	8260B	
500-210197-2	Effluent	Total/NA	Water	8260B	
MB 500-636043/5	Method Blank	Total/NA	Water	8260B	
LCS 500-636043/3	Lab Control Sample	Total/NA	Water	8260B	

1

2

3

4

5

6

7

8

9

10

11

12

13

14

15

Surrogate Summary

Client: Tetra Tech GEO
Project/Site: Pentair Deerfield - 117-7464008

Job ID: 500-210197-1

Method: 8260B - Volatile Organic Compounds (GC/MS)

Matrix: Water

Prep Type: Total/NA

Percent Surrogate Recovery (Acceptance Limits)

Lab Sample ID	Client Sample ID	BFB	DBFM	DCA	TOL
		(72-124)	(75-120)	(75-126)	(75-120)
500-210197-1	Influent	87	94	116	110
500-210197-2	Effluent	86	93	118	112
LCS 500-636043/3	Lab Control Sample	98	97	118	110
MB 500-636043/5	Method Blank	85	94	118	115

Surrogate Legend

BFB = 4-Bromofluorobenzene (Surr)

DBFM = Dibromofluoromethane

DCA = 1,2-Dichloroethane-d4 (Surr)

TOL = Toluene-d8 (Surr)

QC Sample Results

Client: Tetra Tech GEO
 Project/Site: Pentair Deerfield - 117-7464008

Job ID: 500-210197-1

Method: 8260B - Volatile Organic Compounds (GC/MS)

Lab Sample ID: MB 500-636043/5
Matrix: Water
Analysis Batch: 636043

Client Sample ID: Method Blank
Prep Type: Total/NA

Analyte	MB	MB	RL	MDL	Unit	D	Prepared	Analyzed	Dil Fac
	Result	Qualifier							
Benzene	<0.15		0.50	0.15	ug/L			12/30/21 12:59	1
Ethylbenzene	<0.18		0.50	0.18	ug/L			12/30/21 12:59	1
Toluene	<0.15		0.50	0.15	ug/L			12/30/21 12:59	1
1,1,1-Trichloroethane	<0.38		1.0	0.38	ug/L			12/30/21 12:59	1
1,1,2-Trichloroethane	<0.35		1.0	0.35	ug/L			12/30/21 12:59	1
Trichloroethene	<0.16		0.50	0.16	ug/L			12/30/21 12:59	1
Vinyl chloride	<0.20		1.0	0.20	ug/L			12/30/21 12:59	1
Xylenes, Total	<0.22		1.0	0.22	ug/L			12/30/21 12:59	1

Surrogate	MB	MB	Limits	Prepared	Analyzed	Dil Fac
	%Recovery	Qualifier				
4-Bromofluorobenzene (Surr)	85		72 - 124		12/30/21 12:59	1
Dibromofluoromethane	94		75 - 120		12/30/21 12:59	1
1,2-Dichloroethane-d4 (Surr)	118		75 - 126		12/30/21 12:59	1
Toluene-d8 (Surr)	115		75 - 120		12/30/21 12:59	1

Lab Sample ID: LCS 500-636043/3
Matrix: Water
Analysis Batch: 636043

Client Sample ID: Lab Control Sample
Prep Type: Total/NA

Analyte	Spike Added	LCS	LCS	Unit	D	%Rec	%Rec. Limits
		Result	Qualifier				
Benzene	50.0	48.8		ug/L		98	70 - 120
Ethylbenzene	50.0	49.3		ug/L		99	70 - 123
m&p-Xylene	50.0	49.9		ug/L		100	70 - 125
o-Xylene	50.0	49.6		ug/L		99	70 - 120
Toluene	50.0	54.6		ug/L		109	70 - 125
1,1,1-Trichloroethane	50.0	54.8		ug/L		110	70 - 125
1,1,2-Trichloroethane	50.0	49.5		ug/L		99	71 - 130
Trichloroethene	50.0	49.3		ug/L		99	70 - 125
Vinyl chloride	50.0	48.5		ug/L		97	64 - 126
Xylenes, Total	100	99.5		ug/L		99	70 - 125

Surrogate	LCS	LCS	Limits
	%Recovery	Qualifier	
4-Bromofluorobenzene (Surr)	98		72 - 124
Dibromofluoromethane	97		75 - 120
1,2-Dichloroethane-d4 (Surr)	118		75 - 126
Toluene-d8 (Surr)	110		75 - 120

Lab Chronicle

Client: Tetra Tech GEO
Project/Site: Pentair Deerfield - 117-7464008

Job ID: 500-210197-1

Client Sample ID: Influent

Date Collected: 12/22/21 11:05

Date Received: 12/23/21 10:50

Lab Sample ID: 500-210197-1

Matrix: Water

Prep Type	Batch Type	Batch Method	Run	Dilution Factor	Batch Number	Prepared or Analyzed	Analyst	Lab
Total/NA	Analysis	8260B		1	636043	12/30/21 14:24	PMF	TAL CHI

Client Sample ID: Effluent

Date Collected: 12/22/21 11:25

Date Received: 12/23/21 10:50

Lab Sample ID: 500-210197-2

Matrix: Water

Prep Type	Batch Type	Batch Method	Run	Dilution Factor	Batch Number	Prepared or Analyzed	Analyst	Lab
Total/NA	Analysis	8260B		1	636043	12/30/21 14:49	PMF	TAL CHI

Laboratory References:

TAL CHI = Eurofins Chicago, 2417 Bond Street, University Park, IL 60484, TEL (708)534-5200

Accreditation/Certification Summary

Client: Tetra Tech GEO
Project/Site: Pentair Deerfield - 117-7464008

Job ID: 500-210197-1

Laboratory: Eurofins Chicago

The accreditations/certifications listed below are applicable to this report.

Authority	Program	Identification Number	Expiration Date
Wisconsin	State	999580010	08-31-22

- 1
- 2
- 3
- 4
- 5
- 6
- 7
- 8
- 9
- 10
- 11
- 12
- 13
- 14
- 15

ORIGIN ID:RRLA (262) 202-5955
IAN EVANS
EUROFINS TESTAMERICA
4125 N 124TH ST.
SUITE F (REAR)
BROOKFIELD, WI 53005
UNITED STATES US

SHIP DATE: 22DEC21
ACTWGT: 44.55 LB
CAD: 0269888/CAFE3508

BILL RECIPIENT

TO **SAMPLE RECEIPT**
EUROFINS
2417 BOND ST.

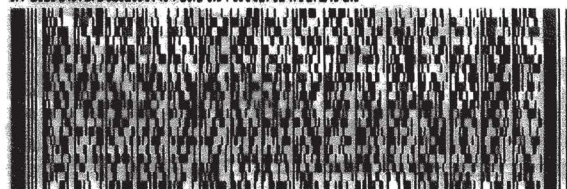
UNIVERSITY PARK IL 60484

(262) 202-6865

REF:

THU:

DEPT:



FedEx
Express



421102012110104

TRK# 5418 0593 7422
0201

THU - 23 DEC 11:30A
PRIORITY OVERNIGHT

79 JOTA

60484
IL-US **ORD**



500-210197 Wayb

Login Sample Receipt Checklist

Client: Tetra Tech GEO

Job Number: 500-210197-1

Login Number: 210197

List Number: 1

Creator: Buckley, Paula M

List Source: Eurofins Chicago

Question	Answer	Comment
Radioactivity wasn't checked or is </= background as measured by a survey meter.	True	
The cooler's custody seal, if present, is intact.	True	
Sample custody seals, if present, are intact.	True	
The cooler or samples do not appear to have been compromised or tampered with.	True	
Samples were received on ice.	True	
Cooler Temperature is acceptable.	True	
Cooler Temperature is recorded.	True	
COC is present.	True	4.0
COC is filled out in ink and legible.	True	
COC is filled out with all pertinent information.	True	
Is the Field Sampler's name present on COC?	True	
There are no discrepancies between the containers received and the COC.	True	
Samples are received within Holding Time (excluding tests with immediate HTs)	True	
Sample containers have legible labels.	True	
Containers are not broken or leaking.	True	
Sample collection date/times are provided.	True	
Appropriate sample containers are used.	True	
Sample bottles are completely filled.	True	
Sample Preservation Verified.	True	
There is sufficient vol. for all requested analyses, incl. any requested MS/MSDs	True	
Containers requiring zero headspace have no headspace or bubble is <6mm (1/4").	True	
Multiphasic samples are not present.	True	
Samples do not require splitting or compositing.	True	
Residual Chlorine Checked.	N/A	