Letter Of Transmittal

To: Program Assistant
Remediation & Redevelopment Program
Wisconsin Dept. of Natural Resources
2300 N. Dr. Martin Luther King Jr., Dr.
Milwaukee, WI 53212

Please check the type(s) of documents you have enclosed. Submittals will be tracked and filed based on the information you provide. **Be sure to include the FID *and* BRRTS numbers, which have been assigned to this site, and identify the intent of the document(s) you are submitting in order to speed processing.** Please attach required fees to this form.

From:

Company	E2M Environmental and Engineering Mgt
Name	Christian A Mielke
Address	W223 N7343 Carole Court
	Sussex, WI 53089
Phone	(262) 820-3719
Date	February 11, 2011
Site Name	Cermatics, Inc
Address	10014 N. Wasaukee Rd
	Mequon, WI 53097

FID# 246046350 BRRTS# 02-46-529481

IS THIS RELEASE PECFA-ELIGIBLE?
__YES ✓ NO __ UNKNOWN AT THIS TIME

Type of Submittal:
__LUST ✓ ERP __VPLE __ other _____

RECEIVED
FEB 14 2011
By KS

√ CHECK	TYPE OF DOCUMENT/REPORT	FEE	DNR ofc use only $
	Notification of Release	None	01
	Tank Closure/Site Assessment *where release(s) have been detected**	None	33
	Site Investigation Workplan	$500 if review is requested	35, 135~
	Site Investigation Report **Please Provide the Following Information** __ petroleum constituents detected __ non-petroleum constituents detected __groundwater impacts ☐ above PAL ☐ above ES __ free product __ contamination in fractured bedrock or within 1 meter of fractured bedrock __ pal exceedance in potable well __ groundwater impacts >ES, within ☐ 100' of private well or ☐ 1000' of public well	$750 if review is requested	37~ 137~ 96~ (if SI is incomplete)
	Request to Transfer Case to Department of Commerce	None	76
	Off-Site Determination Request	$500 mandatory	638~
	Request for No Further Action Letter, under ch. NR 708	$250 if review is requested	68, 67~
	NR 718 Landspreading Request	$250 mandatory	183~
	Copy of **Notification to Treat / Dispose** of Contaminated Soil / Water	None	99
	Injection/Infiltration Request	$500 mandatory	63~
	Status Report	$500 if review is requested	43
	O & M Form 4400-194	$300 if review is requested	92, 192~
	Remedial Action Options Report	$750 if review is requested	39, 143~
	Construction Documentation Reports	$250 if review is requested	151, 152~
	Remedial Design Report	$750 if review is requested	147, 148~
	Copy of **Draft Deed Affidavit or Restriction** required for close-out	None	99
	Well Abandonment Form	None	99
	NR 720.19 Site Specific Clean-Up Goal Proposed	$500 mandatory	61~
	Long Term Monitoring Plan	$300 if review is requested	24, 25~
✓	**Closure Review Request**	$750 mandatory	79~
	Voluntary Party Liability Exemption (VPLE) Application	$250 mandatory	662
	VPLE Phase I /II Assessments or Additional Reports	fee for review computed hourly	As appropriate
	Tax Cancellation Agreement	$500 mandatory	654~
	Negotiated Agreement	$1000 mandatory	630~
	Lender Assessment	$500 mandatory	686~
	General Liability Clarification Request	$500 mandatory	683~
	Lease Letter Request - ☐ Single Property ($500) ☐ Multiple Properties ($1000)	$500 - $1000 mandatory	646~
	Request for Other Technical Assistance	$500 mandatory	97~
Other (please describe)			

Remarks: _____

*Tank closure reports for sites where **no** releases have been detected should be sent to "Clean Closures" c/o DNR Remediation & Redevelopment, Wisconsin DNR, P.O. Box 7921, Madison, WI 53707-7921

WDNR BRRTS CASE # 02 - 46 - 529481 WDNR SITE NAME : Cermatics, Inc.

WISCONSIN DEPARTMENT OF NATURAL RESOURCES
Bureau for Remediation and Redevelopment

This form is intended to provide instructions and a list of information that must be submitted for evaluation for case closure, each time a request is made. The closure of a case means that the Department has determined that no further response is required at that time based on the information that has been submitted to the Department.

NOTICE: ***Completion of this form is mandatory*** *for applications for case closure pursuant to ch. 292, Wis. Stats. and ch. NR 726, Wis. Adm. Code, including cases closed under ch. NR 746 and ch. NR 726. The Department will not consider, or act upon your application, unless all applicable sections are completed on this form and the closure fee and any other applicable fees, required under ch. NR 749, Wis. Adm. Code, Table 1 are included. It is not the Department's intention to use any personally identifiable information from this form for any purpose other than reviewing closure requests and determining the need for additional response action. The Department may provide this information to requesters as required by Wisconsin's Open Records law [ss. 19.31 - 19.39, Wis. Stats.].*

In order to expedite the closure process, provide a complete and accurate closure package according to the following instructions, each time a closure decision is requested:

- Submit the Case Closure Request form and the required attachments as a stand-alone, **unbound** package. Include all information requested per section, as appropriate to the site, in the order shown. Include all attachments per section, as appropriate. Do not attach previously submitted reports. Correctly reference any reports in the case summary, as applicable.
- Include fees with this request at the time it is submitted to the department in order for the application to be considered complete.
- Specify your selected closure option.
- **Use forms 4400-245 and 4400-246 for Section H.** Include all **GIS Registry information** (in Section H) as a stand-alone document (*do not refer to materials in other attachments*). Include copies of all off-source property and ROW notifications.
- Place a √ (attached) or NA (not applicable) in the blank next to each attachment, in each section.
- Include a maintenance plan, if it is required for the implemented remedial action.
- **Maps for the GIS Registry may not be larger than 8.5 x 14 inches,** unless maps are submitted in electronic form in portable document format (pdf) readable by the Adobe Acrobat Reader. For electronic document submittal requirements, see http://www.dnr.wi.gov/org/aw/rr/archives/pubs/RR690.pdf.
- Prepare maps according to the applicable portions of ss. NR 716.15(2)(h)1 and 726.05(3)(a)4.d. Prepare visual aids, including maps, plans, drawings, cross sections, fence diagrams, tables and photographs according to s. NR 716.15(2)(h)1. – 4.
- **Use a bold font** on information of importance on tables, maps and figures. A **bold font (for ES exceedances)** and *italics (for PALs)* are preferred when differentiation is necessary. **Please do not use shading or highlights** on any of the analytical tables (per s. NR 726.05(3) and maps as the shading obscures the information that is scanned for inclusion in the GIS Registry.
- Put multiple tables submitted for contaminated media data (eg. pre- and post-remedial data) in chronological order. Include the level of detection for results which are below the detection level (i.e. do not just list as no detect (ND)). Summaries of all data should include information collected by previous consultants. Do not submit lab data sheets unless these have not been submitted in a previous report. Tabulate all data required in s. NR 716.15(2)(g)3 in the format required in s. NR 716.15(2)(h)3.
- Document free product recovery estimates as required in s. NR 708.15, if applicable.

WDNR BRRTS CASE # 02 - 46 - 529481 WDNR SITE NAME : Cermatics, Inc.

Section A: Case History and Closure Pathway Selected

ATTACHMENTS:

X A brief site summary including results of all investigative activities, interim and remedial actions taken, a description of any residual soil and/or groundwater contamination and their locations, a description of any other media affected, and a description of how actual and potential impacts to receptors have been addressed.

Fig A1 Site location map on USGS topographic base map.

~~Fig~~ A2 Site map including buildings, utilities, property lines of source property and impacted non-source properties, ground cover and supply wells, including any municipal wells. *These maps may be combined.*

Fig A3 Verification of the zoning for affected properties.

INFORMATION NEEDED:

1. Site Name Cermatics Inc.
   Street Address: 10014 N. Waukee Rd, M.
   City/Zip Code: Mequon 53097
2. BRRTS #: 02-46-529481
3. DNR FID #: 246046350 PECFA Claim#: N/A
4. Responsible Party Name James Luedtke
   Mailing Address: 10532 N. Council Hills Dr. City/Zip Code: Mequon 53097
   Phone number: — Contact Person: same
5. Date of Incident/Discovery: 02/04/1994 Contaminant Type(s): Chlorinated Solvents - VOC
6. Quantity Released: Unknown
7. Land Use:
   Current : ____ Residential X Commercial ____ Industrial ____ Other
   If other, specify: ____
   Planned Post Remediation : ____ Residential X Commercial ____ Industrial ____ Other
   If other, specify: ____
8. Is a zoning change required? ____Y X N
   If so, has it been completed for post remedial land use? ____Y ____N
9. 1.59 Acres ready for use (The total area in acres of all adjacent tax parcels owned by the same entity on the site where the contamination originated, rounding fractions to nearest .5 acre and noting >100 acres for acreages above 100 acres. For multiple discharges that ~~are cleaned~~ up concurrently, count the acres once.)
10. Geographic Coordinates (meters/WTM83/91) X: 677406 Y: 304855
11. Method Used to Obtain Geographic Coordinates:
    ____ On-site using GPS equipment, converted or projected into WTM83/91 coordinates
    ____ Used county web map site to get coordinates
    X Used RR Sites Map web site to get WTM83/91 coordinates
    ____ Other (specify): ____
12. *Groundwater Contamination Remaining (>ES):
    On Source Property X Y ___ N
    Off Source Property X Y ___ N
13. *Residual Soil Contamination > Generic or Site-Specific RCL:
    On Source Property X Y ___ N
    Off Source Property ___ Y X N
14. Contamination in Right of Way: ___ Y X N
15. Closure Pathway Selected: check all that apply

CLOSURE via NR 726	
Soil	Groundwater
___ < s. NR 720.09/720.11 Generic RCLs	___ < s. NR 140.10 Table 1 & Table 2 Values
___ s. NR 720.19(2) Soil Performance Standards	X s. NR 140.28(2) PAL Exemption
___ s. NR 720.19(4) Groundwater Pathway	X s. NR 726.05(2)(b), ≥ ES Natural Attenuation
___ s. NR 720.19(5) Direct Contact	

WDNR BRRTS CASE # 02 - 46 - 529481 WDNR SITE NAME : Cermatics, Inc.

___s. NR 720.19(6) Other Pathways	

CLOSURE via NR 746 and NR 726	
Petroleum Storage Tank **Soil** Options for Closure:	
___s. NR 746.07 Requirements Met-Post Investigation	
___s. NR 746.08 Requirements Met-Post Remed.	
Petroleum Storage Tank **GW** Options for Closure:	Petroleum Storage Tank **GW** Options for Closure:
Within Permeable Material:	Within Low Permeability Material:
___s. NR 746.07(3) ≥PAL <ES, Post Investigation	___s. NR 746.07(2), Post Investigation
___s. NR746.07(4) >ES, Post Investigation	___s. NR 746.08(2), Post Remediation
___s. NR 746.08(3)≥ PAL, <ES, Post Remediation	
___s. NR 746.08(4) >ES, Post Remediation	

Section B: Receptor Summary

ATTACHMENTS:

NA Notification(s) regarding contamination in ROW
X Notification(s) to off-source property owners regarding sampling results

INFORMATION NEEDED:

1. Identify **all** pre-remedial actual receptors, the assessed risk and their locations (e.g., both on- and off-site utility corridors, basements or sumps of nearby buildings, direct contact threat from soil, water supplies, surface waters, sediments, vapors, etc.) *For definitions, refer to s. NR 700.03 (47), Wis. Adm. Code.*
   None identified
2. Have the remedial actions addressed the potential or actual impacts to these receptors?
   ____Y (Details in the case history summary (Section A)).
   ____N If no, please identify the nature of the remaining risk and the receptor at risk, if any:
   N/A

Section C: Soil Investigation Information

ATTACHMENTS:

Table C1 Complete soil data summary table of field screening and laboratory analytical results, including all detects, regardless of ch. NR 720 standards, with dates, sample locations, depths and detection limits. Identify exceedances.

Fig. A2 Map(s) of all pre-remedial soil sampling locations: depicting all soil sample locations relative to site facilities. Note in bold font those sample locations that exceed ch. NR 720 RCLs (including free product location) and delineate the extent of contamination.

NA Pre-remedial geologic cross-sections; including geology, source location(s), extent of soil and groundwater contamination, free product location/depth, soil sample locations, water table elevation, and bedrock elevation, if encountered.

INFORMATION NEEDED:

1. Extent Defined? X Y ____N If not, explain why. _____
2. Soil Type(s): Clay; Silts
3. Depth of Contamination: Top: 2' Bottom: 12' or Water Table

WDNR BRRTS CASE # 02 - 46 - 529481 WDNR SITE NAME : Cermatics, Inc.

4. Type of Bedrock: Not encountered Depth to Bedrock: Unknown
5. Is Any Contaminated Soil (Unsaturated or Saturated) in Contact With the Bedrock? ____Y X N
6. Measurable Free Product? ____Y X N Depth/Location: _____

Section D: Soil Remediation Information

ATTACHMENTS:

Fig. D1 Map showing remediated area (for example, excavation limits or area influenced by SVE) and locations of post-remediation soil samples (if any). This map should show the locations and extent of residual soil contamination exceeding ch. NR 720 RCLs. These samples should be noted in bold font. *A copy of the map(s) from Section H(form 4400-245) may be used.*

____ Soil disposal documentation

NA NR 720.19 analysis, assumptions and calculations for site specific RCLs (SSRCLs), with justification

NA Calculations and results of EPA Soil Screening Level Model.

NA Post-remedial cross-section(s) with post remedial soil sampling results, if soil removal or treatment has occurred. Identify sample results and depths. *A copy of the cross-section(s) from Section H(form 4400-245) may be used or you may refer to the cross-section(s) in Section E, as appropriate.*

____see Section E

INFORMATION NEEDED:

1. Remedial Action Completed? ____Y X N
2. Were immediate or interim actions conducted? ____Y X N If yes, what action was taken?
3. Brief description of remedial action taken: Natural Attenuation
4. Were soils excavated? ____Y X N
   Quantity: _____ Disposal Method: _____
5. Final Confirmation Sample Collection Methods: NA
6. Final Soil/Drill Cuttings Disposal Location: Refer to Summary in Section A.
7. Estimated volume and depth of in situ soils exceeding ch. NR 720 Table RCLs or Site Specific RCLs: N/A
8. Estimated volume and depth of in situ soils exceeding ch. NR 746 Table 1 or Table 2 or Site Specific RCLs (*underground petroleum tank systems, as defined in ch. NR 746 only*): N/A
9. s. NR 720.19 Analysis? ____Y X N
   ___ Performance Standard -NR 720.19(2)
   ___ SSRCL - NR 720.19(3) and (4),(5) or (6)
10. If the remedy includes a Soil Performance Standard, what type? X not applicable
    ____Cap ____ Soil ____Building ____ Natural Attenuation of Groundwater ____Other
    Specify other: _____
11. Will the maintenance of the SPS be consistent with the planned post remediation land use?
    ____Y X N If No, please explain: _____
12. Is the EPA Soil Screening Level Model used as justification for closure of sites with residual contaminated soils?
    ____ Y X N Are the input numbers used: _____ Site Specific , or _____ WI Defaults?

Section E: Groundwater Information

ATTACHMENTS:

Table E1 Table identifying all contaminants, summarizing all pre- and post-remediation groundwater analytical results, with sample collection dates *(prepared in accordance with guidance document RR-628)*

Fig A2 Sect. A Groundwater sample location map showing the site facilities and all monitoring wells, sumps, extraction wells, and potable and non-potable wells.

WDNR BRRTS CASE # 02 - 46 - 529481 WDNR SITE NAME: Cermatics, Inc.

Fig. E1 Isoconcentration map(s) when included as part of the site investigation or map(s) of the horizontal extent of contamination based on most recent data. *A copy of the map(s) from Section H (from 4400-245) may be used.*

Figs. E2a-c A map showing groundwater flow direction(s) and summarizing the maximum variation in flow direction. *Multiple maps may be used. A copy of the map(s) from Section H (form 4400-245) may be used.*

Table E2 A table summarizing all groundwater elevations, with dates, and top and bottom elevations of well screens. (*Wells are to be referenced to national geodetic survey datum, as per NR 141.065(2)).*

✓ Graphs and statistical analyses which demonstrate the dynamics of the groundwater plume, for sites requesting closure using natural attenuation that meet the criteria s. NR 726.05(2)(b) or of s. NR 746 (permeable soils). *Refer to WDNR publication RR-614 for guidance.*

NA Geologic cross-sections showing extent of residual soil and/or groundwater contamination, as applicable. *A copy of the cross-section(s) from Section H, (form 4400-245) may be used.*

✓ Laboratory Analytical Reports 8/15/08, 3/17/09, 8/26/10

INFORMATION NEEDED:

1. Extent of Contamination Defined? X Y ___ N ___ N/A
2. Remedial Action Completed? ___ Y ___ N X N/A
   Brief Description of Remedial Action Taken: Natural Attenuation
3. Depth(s) to Groundwater 0-11 ft. bg Flow Direction(s): North east
4. Field Analyses? X Y ___ N
   Lab Analyses? X Y ___ N
5. 8 # of Sample Rounds
   8 # of Sampling Points
   6 # NR 141 Monitoring Wells Sampled
   2 # Temporary GW Sampling Points Sampled
   0 # Recovery Sumps Sampled
   0 # Municipal Wells Sampled
   0 # Private Wells Sampled
6. Was DNR notified of substances in groundwater without standards? X Y ___ N ___ N/A
   If yes, how many? 5 What substances? Refer to Table E1: 1,2,3-Trichlorobenzene; Isopropylbenzene; n-propylbenzene; p-Isopropyltoluene; trichlorotrifluoroethane
7. Preventive Action Limit currently exceeded? X Y ___ N If yes, identify location(s)
   MW2, MW1, MW4, MW5, MW7
8. Enforcement Standard currently exceeded? X Y ___ N If yes, identify location(s)
   MW2, MW4, MW5, MW7
9. Measurable free product detected? ___ Y X N Pre-remediation
   ___ Y X N Post-remediation
10. Was free product remediated? ___ Y ___ N
    Method: NA
    Purge water or free product-groundwater mixture disposal method?
    NA
11. Potable wells within 1200 feet of site? ___ Y X N
    Have they been sampled? ___ Y ___ N
    Type (i.e. municipal, private, etc.)? ___
    [NOTE: Include wells on *groundwater well location map*]
12. Has DNR been provided with **all** results of private well sampling? X Y ___ N
13. Have well owners/occupants been notified of results? (*Sec. B Attachments*) X Y ___ N
    (*Results also need to be sent to the DNR Water Supply Specialist)*
14. Are there any monitoring wells that have not been located for abandonment? ___ Y X N
15. Identify the property address(es) where the missing well is located: ___

Section F. Other Contaminated Media Information:

WDNR BRRTS CASE # 02 - 46 - 529481 WDNR SITE NAME : Cermatics, Inc.

ATTACHMENTS:
NA Table of analytical results for all contaminants for media other than soil or groundwater

INFORMATION NEEDED:
1. Have other media been impacted (either on-site or off-site e.g. sediment, utilities, air)? ____Y X N
   Briefly describe type and extent of **all** contamination found in media other than soil or groundwater:
2. Remedial action completed? ____Y ____N X N/A
   Brief description of remedial action taken:
3. # of Post Remedial Sample Rounds:
   # of Sampling Points:
   Field Analyses? ____Y ____N
   Lab Analyses? ____Y ____N

Section G. Associated Site Closure Information:

ATTACHMENTS:
NA Construction documentation or as-built report for any constructed remedial action or portion of, or interim action specified in s. NR 724.02(1), in accordance with s. NR 724.15.
NA Maps and photos documenting the cap area, and/or integrity of the cap, with date.
NA Description of any soil performance standard cover system used, including a description of how it meets the requirement to be protective until residual contaminant concentrations no longer pose a threat to public health, safety, welfare or the environment, per s. NR 720.19(2), s. NR 722.09(2) and (3).
NA Maintenance plan associated with 292.12 land use control or for performance standard remedy. (per ss. NR 720.19(2) and 724.13(2))

INFORMATION NEEDED:
1. Enforcement actions closed out? ____Y ____N X N/A
2. Permits closed out? ____Y ____N X N/A
3. Describe how the following pathways are protected:
   a) Direct Contact Pathway: No DC Soil identified on site
   b) Groundwater: Natural Attenuation
   c) Other:

Section H. Required GIS Registry Information: Use form 4400-245, GIS Registry Checklist, and form 4400-246, Impacted Off-Source Property Information. Submit these forms and their attachments with this closure request form.

WDNR BRRTS CASE # 02 - 46 - 529481 WDNR SITE NAME : Cermatics, Inc.

I certify that, to the best of my knowledge, the information presented on and attached to this form is true and accurate. This recommendation for case closure is based upon all available data as of 12/21/2010 (date). I have read the Case Closure Request Form instructions and all required information has been included.

Form Completed By: [signature] (Signature) 12/21/10 (Date)

____ **$750.00 Closure Review Fee Attached**
____ **$250.00 GIS Registry Maintenance Fee Attached (GW and/or monitoring well to be abandoned)**
____ **$200.00 GIS Registry Maintenance Fee Attached (Soil)**

Printed Name: Christian Mielke

Company Name: E2M Environmental and Engineering Mgt.

Email address: camielke e2m@ WI.RR.com

If not site owner, relationship to site owner: Consultant

Address: W223N7343 Carole Ct City/Zip Code Sussex 53089

Telephone Number: (262) 820-3719 FAX Number: (262) 820-3719

Source Property Owner's Name (if different from person conducting the cleanup): Re: Section A

Address: _____ City/Zip Code _____

Telephone Number: (____) _____ Email Address: _____

Environmental Consultant (if different than above): _____

Address: Same City/Zip Code _____

Email Address: _____

Telephone Number: (____) _____ FAX Number: (___) _____

WDNR BRRTS CASE # 02 - 46 - 529481 WDNR SITE NAME : Cermatics, Inc.

FOR DEPARTMENT USE ONLY

PROJECT MANAGER: _____ Date Reviewed: _____

( ) Approved ( ) Denied ( ) Sent to Committee (Date: _____)

CLOSURE COMMITTEE DECISION ON CLOSURE:

FIRST COMMITTEE REVIEW DATE: _____ **( ) Approved ( ) Denied**

_____ _____ _____ _____
(Signature) (Signature) (Signature) (Signature)

COMMITTEE RECOMMENDATION:

_____ **Closure Approved With:**

- _____ No Restrictions
- _____ Listing on GIS Registry due to Groundwater impacts
- _____ Listing on GIS Registry due to Soil impacts
- _____ Zoning Verification
- _____ Well Abandonment Documentation
- _____ Soil Disposal Documentation
- _____ NR 140 Exemption For: _____
- _____ VPLE Insurance needed
- _____ ROW notification needed
- _____ Cap required, maintenance plan needed for cap
- _____ Structural Impediment – notification and investigation needed if change in land use
- _____ Maintain Zoning - Industrial Land Use soil standards applied
  - notification needed if change in land use
- _____ Site Specific Closure Letter
- _____ Deed Restriction
- _____ Deed Notice
- _____ Other

Conditions/Comments: _____

_____

_____

_____

_____ **Closure Denied, Needs More:**

- _____ Investigation
- _____ Groundwater Monitoring
- _____ Soil Remediation
- _____ Groundwater Remediation
- _____ Documentation of Soil Landspreading or Biopile Destiny

Specific Comments:

WDNR BRRTS CASE # 02 - 46 - 529481 WDNR SITE NAME : Cermatics, Inc.

FOR DEPARTMENT USE ONLY

PROJECT MANAGER: _____ Date Reviewed: _____

( ) **Approved** ( ) **Denied** ( ) **Sent to Committee** (Date: _____)

CLOSURE COMMITTEE DECISION ON CLOSURE:

SECOND COMMITTEE REVIEW DATE: _____ ( ) **Approved** ( ) **Denied**

_____	_____	_____	_____
(Signature)	(Signature)	(Signature)	(Signature)

COMMITTEE RECOMMENDATION:

_____ **Closure Approved With:**

- _____ No Restrictions
- _____ Listing on GIS Registry due to Groundwater impacts
- _____Listing on GIS Registry due to Soil impacts
- _____ Zoning Verification
- _____ Deed Restriction
- _____ Deed Notice
- _____ Site Specific Close Out Letter
- _____ Well Abandonment Documentation
- _____ Soil Disposal Documentation
- _____ NR 140 Exemption For: _____
- _____VPLE Insurance needed
- _____ Other Conditions/Comments:_____

_____

_____

_____

_____ **Closure Denied, Needs More:**

- _____ Investigation
- _____ Groundwater Monitoring
- _____ Soil Remediation
- _____ Groundwater Remediation
- _____ Documentation of Soil Landspreading or Biopile Destiny
- _____Specific Comments: _____

_____

_____

_____

Attachment A

(in order presented)

- Attachment Summary
- Brief Case History
- Figure A1 Site Location Map
- Figure A2 Current Site Layout and Soil Boring/Monitoring Well Locations
- Zoning Classification

Attachment Summary

Cermatics, Inc.
02-46-529481

Attachment A:

- Attachment Summary
- Brief Case History
- Figure A1 Site Location Map
- Figure A2 Current Site Layout and Soil Boring/Monitoring Well Locations
- Zoning Classification

Attachment B:

- Off-site Notification Letter – Ruben Property

Attachment C:

- Table C1: Soil Sample Analytical Results

Attachment D:

- Figure D1 Estimated Extent of VOC Impacted Soil

Attachment E:

- Table E1: Monitoring Well Groundwater Contaminant Analytical Results
- Table E2: Historic Water Table Levels
- Figure E1: Estimated Extent of Groundwater Exceeding ES
- Figure E2a: Interpreted Groundwater Flow Direction (August 15, 2008)
- Figure E2b: Interpreted Groundwater Flow Direction (March 17, 2009)
- Figure E2c: Interpreted Groundwater Flow Direction (August 26, 2010)
- Mann Kendall Statistical Analysis – MW2, MW4 and MW5
- Groundwater Analytical Reports - August 15, 2008, March 17, 2009 and August 26, 2010

Attachment F:

- (Not Included)

Attachment G:

- (Not Included)

Attachment H:

- GIS Registry Information

ATTACHMENT A
BRIEF CASE HISTORY
Cermatics, Inc.
02-46-529481

The Site was a former hazardous waste treatment facility primarily for solvents. E2M was originally contracted by the WDNR and later directly with the RP to conduct an investigation of the potential VOC impacted soil and groundwater. This investigation began in July 2004. A total of six (6) groundwater monitoring wells (MW1-MW4, and MW6-MW7), two (2) well points (MW-5 and PZ1) were installed to assess the potential VOC impacts in the groundwater. The investigation of potential VOC impacts in the soil was conducted by the installation six (6) soil probes (SS-1, SS-6). A possible layer of bedrock was encountered at approximately 19 feet below grade where refusal was noted in monitoring wells MW1-MW-4. Free product was not observed.

The results of the groundwater monitoring indicate that there remains NR 140 ES exceedances for select VOCs in MW2, MW4, MW5 and MW7 (re: Section E). However, statistical analysis indicates a decreasing plume. Results of the soil investigation indicate there remains residual VOC impacted soil. However, the majority of it is located beneath the existing buildings (re: Section D). There remains one 55-gallon barrel of soil cuttings on-site. It has not been disposed of as part of this investigation as it is contaminated with PCB contaminated, wax chips which is unrelated to this investigation or the current RP.

The on-site potable well has not been abandoned at this time. There has been a dispute between the RP and a third-party as to the responsibility for abandoning the potable well.

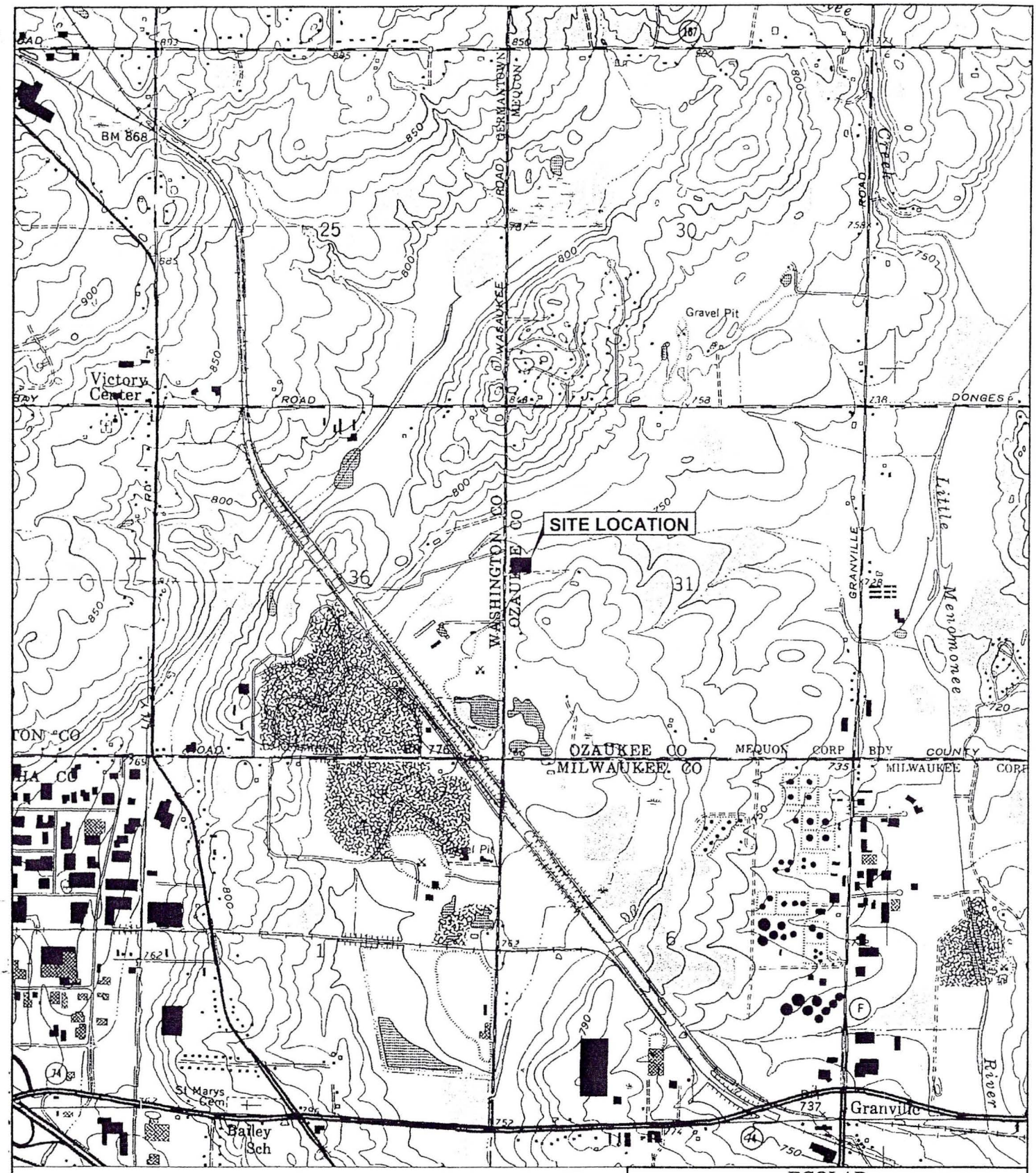

0 1000 2000

SCALE IN FEET

N

ECOLAB
10014 N. WASAUKEE RD.
MEQUON, WI 53097-3507

FIGURE A1
SITE LOCATION

SOURCE: MODIFIED FROM U.S. GEOLOGICAL SURVEY 7.5-MINUTE SERIES MAP, MENOMONEE FALLS, WISCONSIN, QUADRANGLE, 1958, PHOTOREVISED 1994

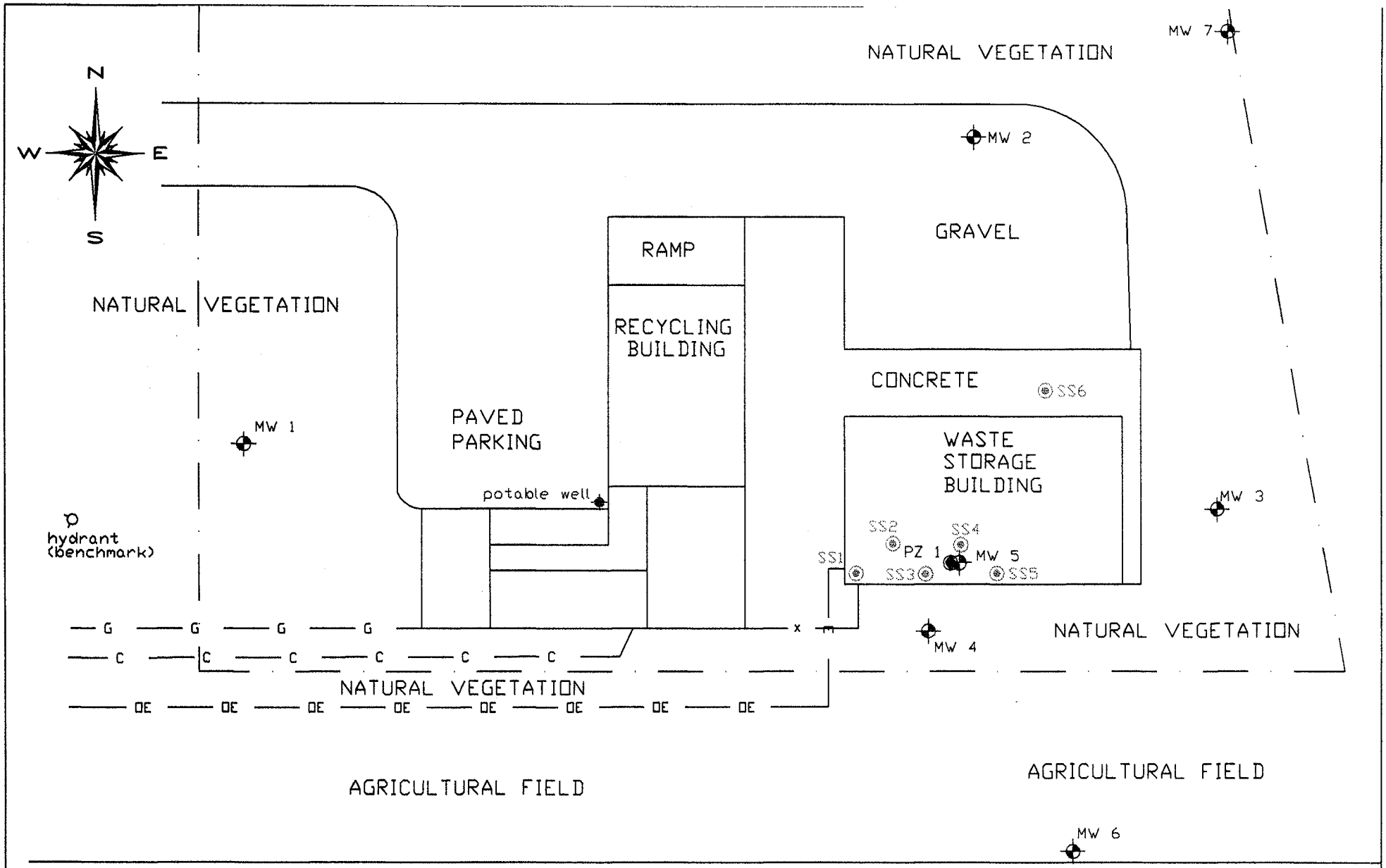

= monitoring well

= piezometer

= soil probe

0 15 30 60

SCALE IN FEET

Figure A2

GEOPROBE/MONITORING WELL LOCATIONS

Cermatics, Inc.
10014 North Wasaukee Road
Mequon, Wisconsin

E2M

Environmental & Engineering Management LLC
W223 N7343 Carole Court, Sussex, WI 53089

DATE	DRAFTED BY:	APPROVED BY:	REV NO.
12/09/10	CAM		4

scale: 1" = 30' File: cermatic.layout.dwg

Figure A3

City of Mequon

OFFICIAL ZONING MAP

NW 1/4 SECTION 31 RANGE 21

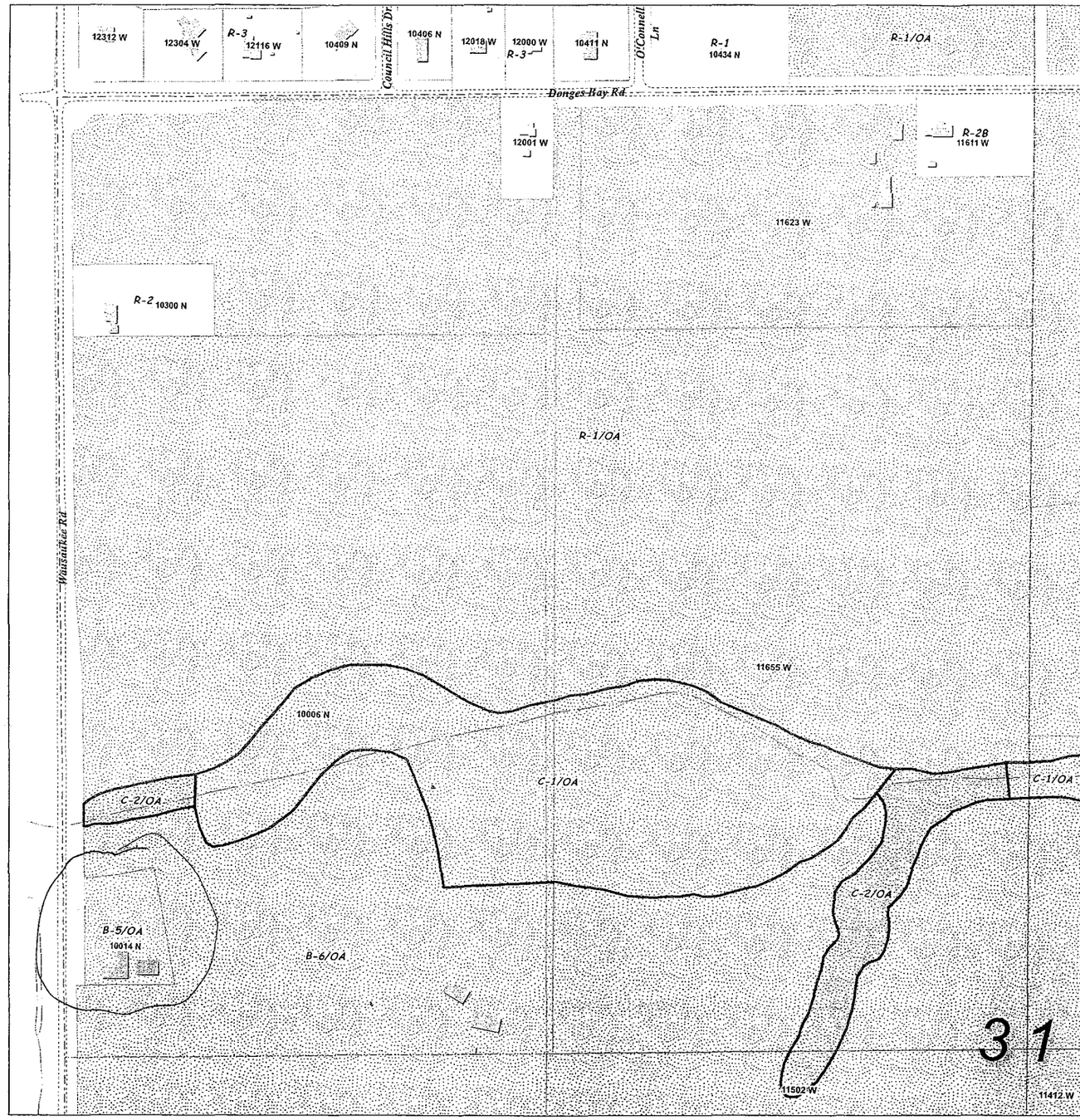

N

ZONING DISTRICT LEGEND

AC	Arrival Corridor	OA	Agricultural Overlay
B-1	Neighborhood Business	PUD	Planned Unit Development Overlay
B-2	Community Business	P-1	Park & Recreation
B-3	Office & Service Business	R-1	Single-Family Residential (5 Ac. Min.)
B-4	Business Park	R-1B	Single-Family Residential (2.5 Ac. Min.)
B-5	Light Industrial	R-2	Single-Family Residential (2.0 Ac. Min.)
B-6	Rural Industrial	R-2B	Single-Family Residential (1.5 Ac. Min.)
B-7	Rural Business	R-3	Single-Family Residential (1.0 Ac. Min.)
C-1	Shoreland/Wetland Conservancy	R-4	Single-Family Residential (3/4 Ac. Min.)
C-2	General Conservancy	R-5	Single-Family Residential (1/2 Ac. Min.)
FFO	Flood Fringe Overlay	R-6	Single-Family Residential (4 du/Ac)
FW	Floodway	RM	Multi-Family Residential
IPS	Institutional & Public Service	TC	Town Center
LTD	Limited Use	TDR	Transfer of Development Rights

300 0 300 600 900 Feet

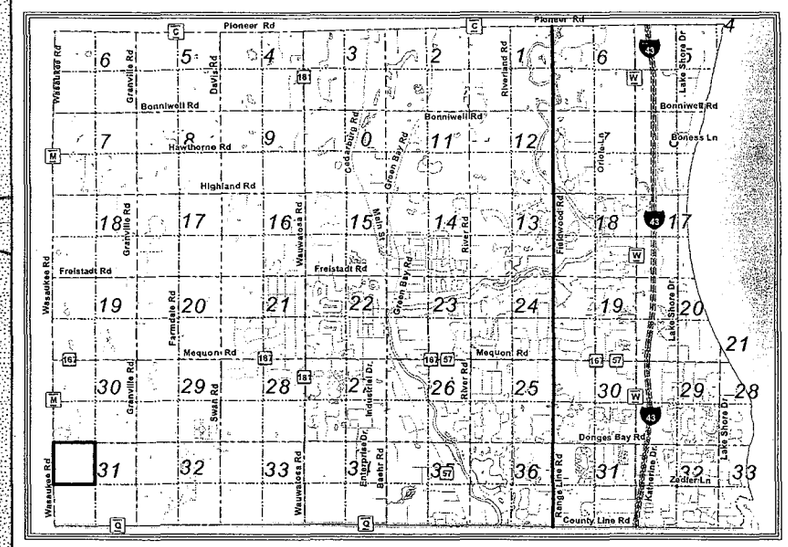

Last Revision Date: 10/8/2010

Attachment B
(in order presented)

- Off-site Notification Letter – Ruben Property

0310 3490 0000 5249 2208

I.S. Postal Service™ Delivery Confirmation™ Receipt

Postage and Delivery Confirmation fees must be paid before mailing.

Article Sent To: (to be completed by mailer)

(Please Print Clearly)

Ruben Walter
10006 N. Wausaukee Rd
Mequon WI 53097

Postmark Here

FEB 11 2011

USPS

POSTAL CUSTOMER:
Keep this receipt. For inquiries:
Access internet web site at
www.usps.com ®
or call 1-800-222-1811

CHECK ONE (POSTAL USE ONLY)

- [x] Priority Mail™ Service
- [ ] First-Class Mail® parcel
- [ ] Package Services parcel

January 3, 2011

FILE

Mr. Walter Ruben
N10006W124 Wasaukee Road
Mequon, Wisconsin 53097

RE: **Off-site Notification of Potential Impacted Groundwater - Cermatics, 10014 North Wasaukee Road, Mequon, WI**

Dear Mr. Ruben:

Groundwater contamination that appears to have originated on the property located 10014 North Wasaukee Road, Mequon, Wisconsin may have migrated onto a portion of your property at N10006W124 Wasaukee Road at the location illustrated on Figure 1. Potentially, the levels of trichloroethene contamination in the groundwater on your property are above the state groundwater enforcement standards found in chapter NR 140, Wisconsin Administrative Code. However, the environmental consultants who have investigated this contamination have informed me that this groundwater contaminant plume is stable or receding and will naturally degrade over time. I believe that allowing natural attenuation to complete the cleanup at this site will meet the requirements for case closure that are found in chapter NR 726, Wisconsin Administrative Code, and I will be requesting that the Department of Natural Resources accept natural attenuation as the final remedy for this site and grant case closure. Closure means that the Department will not be requiring any further investigation or cleanup action to be taken, other than the reliance on natural attenuation.

Since the source of the groundwater contamination is not on your property, neither you nor any subsequent owner of your property will be held responsible for investigation or cleanup of this groundwater contamination, as long as you and any subsequent owners comply with the requirements of section 292.13, Wisconsin Statutes, including allowing access to your property for environmental investigation or cleanup if access is required. To obtain a copy of the Department of Natural Resources' publication #RR-589, Fact Sheet 10: Guidance for Dealing with Properties Affected by Off-Site Contamination," you may visit http://www.dnr.wi.gov/org/aw/rr/archives/pubs/RR589.pdf.

The Department Natural Resources will not review my closure request for at least 30 days after the date of this letter. As an affected property owner, you have a right to contact the Department to provide any technical information that you may have that indicates that closure should not be granted for this site. If you would like to submit any information to the Department of Natural Resources that is relevant to this closure request, you should mail that information to: Ms. Nancy Ryan, DNR Service Center, Pilgrim Road, Plymouth, WI 53073.

If this case is closed, all properties within the site boundaries where groundwater contamination exceeds, or may exceed, chapter NR 140 groundwater enforcement standards will be listed on the Department of Natural Resources' geographic information system (GIS) Registry of Closed Remediation Sites. The information on the GIS Registry includes maps showing the location of properties in Wisconsin where groundwater contamination above chapter NR 140 enforcement standards was found at the time that the case was closed. This GIS Registry will be available to the general public on the Department of Natural Resources' internet web site. Please review the

enclosed legal description of your property, and notify me within the next 30 days if the legal description is incorrect.

Once the Department makes a decision on my closure request, it will be documented in a letter. If the Department grants closure, you may obtain a copy of this letter by requesting a copy from me, by writing to the agency address given above or by accessing the DNR GIS Registry if Closed Remediation Sites on the internet at http://dnr.wi.gov/org/aw/rr/gis/index.htm. A copy of the closure letter is included as part of the site file on the GIS Registry of Closed Remediation Sites.

Should you or any subsequent owner wish to construct or reconstruct a well on your property, special well construction standards may be necessary to protect the well from the residual groundwater contamination. Any well driller who proposes to construct a well on your property in the future will first need to obtain approval from a regional water supply specialist in DNR's Drinking Water and Groundwater Program. The well construction application, form 3300-254, is on the internet at http://dnr.wi.gov/org/water/dwg/3300254.pdf, or may be accessed through the GIS Registry web address in the preceding paragraph.

If you need more information, you may contact me at 10532 N. Council Hills Drive, Mequon, WI 53097 or you may contact Mr. Christian Mielke, P.E., E2M Environmental and Engineering Management LLC, W223M7343 Carole Court, Sussex, WI 53089.

Sincerely, James Luedtke 1/25/11

Mr. James Luedtke

c: Mr. Christian Mielke, E2M

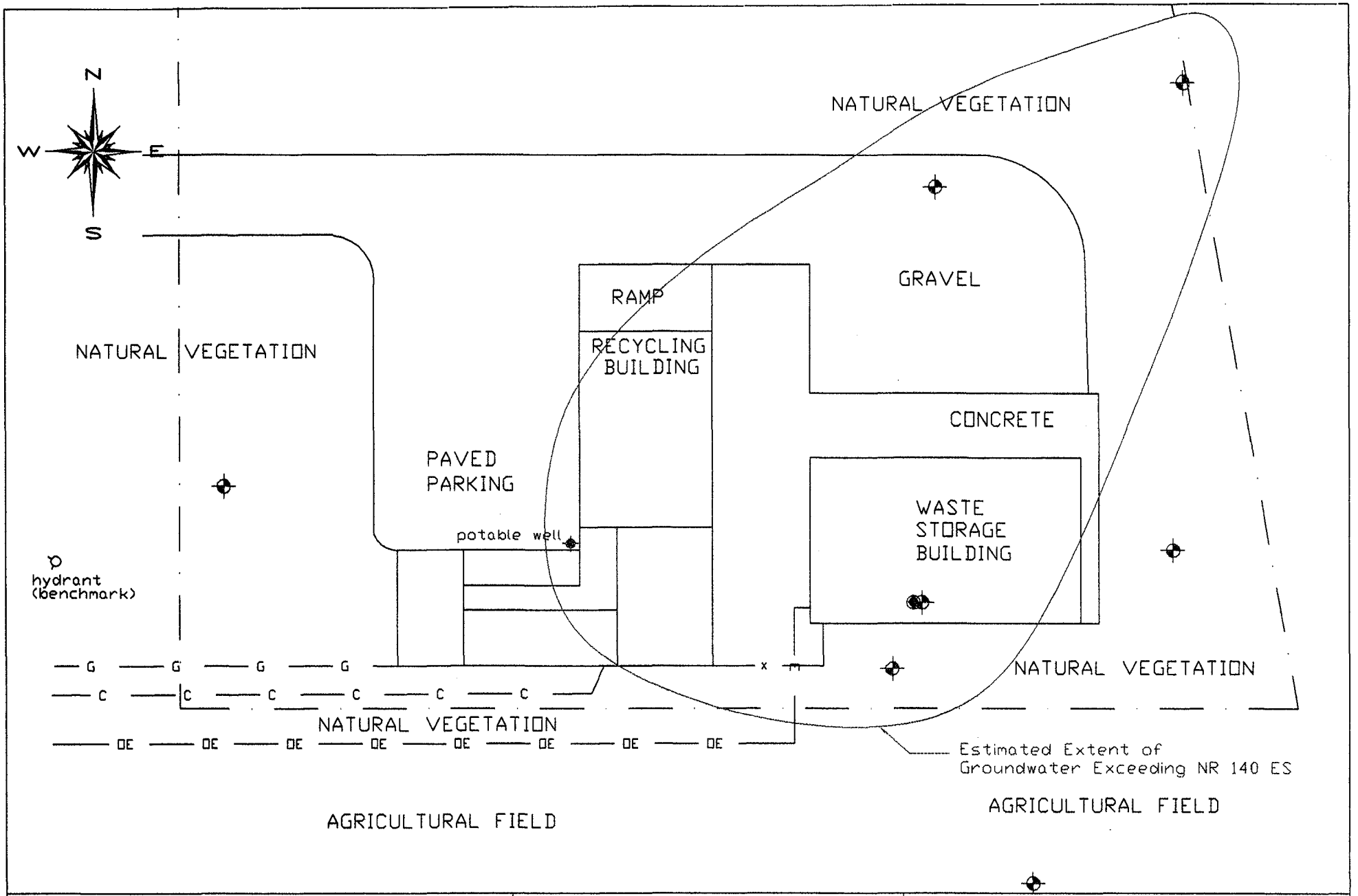

= monitoring well

= piezometer

0 15 30 60

SCALE IN FEET

Figure 1

ESTIMATED EXTENT OF GROUNDWATER EXCEEDING ES

Cermatics, Inc.

10014 North Wasaukee Road

Mequon, Wisconsin

E2M

Environmental & Engineering Management LLC

W223 N7343 Carole Court, Sussex, WI 53089

DATE	DRAFTED BY:	APPROVED BY:	REV NO.
12/09/10	CAM		1

Attachment C
(in order presented)

- Table C1: Soil Sample Analytical Results

Table C1
Soil Sampling Analytical Results
Detected Compounds Only
Cermatics, Inc.
Mequon, Wisconsin

Probe ID Number	Sampling Interval, ft bgs	Sample ID Number	Sample Date	Field OVM Readings, i.u.	VOCs, ug/kg													
					1,1,1-TCA	1,1,2-TCTFA	1,2,3-TCB	1,2,4-TMB	1,2 - DCE (CIS)	1,3,5-TMB	sec-butyl benzene	ethyl-benzene	Isopropyl-benzene	n-propyl-benzene	Naphthalene	Total Xylenes	PCE	TCE
SS 1	0-2	SS1-01	07/20/04	10.7	ND(<25)	160	ND(<25)	ND(<25)	ND(<25)	ND(<25)	ND(<25)	ND(<25)	ND(<25)	ND(<25)	40	ND	42	110
	2-4																	
	4-6																	
	6-8			0.1														
	8-10			0.7														
	10-12			1.4														
SS 2	0-2			9.5														
	2-4			36.4														
	4-6	SS2-03	07/20/04	175.8	ND(<25)	8,900	ND(<25)	7100	230	3,600	ND(<25)	ND(<25)	430	ND(<25)	53	ND	110	ND(<25)
	6-8			11.4														
	8-10			1.4														
	10-12			10.7														
SS 3	0-2			0														
	2-4			3.5														
	4-6			0.4														
	6-8			0.7														
	8-10			2.3														
	10-12	SS3-06	07/20/04	4.9	190	23,000	180	ND(<25)	550	ND(<25)	ND(<25)	ND(<25)	ND(<25)	ND(<25)	150	ND	100	2,300
NR 720 GRCL (blank space = no standard)												2,900				4,100		
NR 746 Table 1 - Soil Porosity (blank space = no standard)								83,000		11,000		4,600			2,700	42,000		
NR 746 Table 2 - Direct Contact Zone (blank space = no standard)																		

Notes: ND( ) = Not detected above quantification limit (detection limit)
GRCL = NR 720 generic residual contaminant level
TCA = trichloroethane
DCE = dichloroethene
PCE = tertachloroethene
TCE = trichloroethene
TMB = trimethlybenzene
TCB = trichlorobenzene

Table C1
Soil Sampling Analytical Results
Detected Compounds Only
Cermatics, Inc.
Mequon, Wisconsin

Probe ID Number	Sampling Interval, ft bgs	Sample ID Number	Sample Date	Field OVM Readings, i.u.	VOCs, ug/kg													
					1,1,1-TCA	1,1,2-TCTFA	1,2,3-TCB	1,2,4-TMB	1,2 - DCE (CIS)	1,3,5-TMB	sec-butyl benzene	ethyl-benzene	Isopropyl-benzene	n-propyl-benzene	Naphthalene	Total Xylenes	PCE	TCE
	0-2			4.8														
	2-4																	
	4-6																	
SS 4	6-8	SS4-04*	07/20/04	>2000	ND(<50)	8,000	110	20,000	230	9,600	360	34	46	1,600	160	930	410	ND(<25)
	8-10			219														
	10-12	SS4-06	07/20/04	19.2	470	1,300,000	ND(<25)	300	460	130	ND(<25)	ND(<25)	ND(<25)	43	38	ND	55	4,100
	0-2																	
	2-4			3.5														
	4-6																	
SS 5	6-8			2.3														
	8-10																	
	10-12	SS5-06	07/20/04	9.8	460	1,200,000	ND(<25)	320	380	150	ND(<25)	ND(<25)	ND(<25)	44	37	ND	55	3,800
	0-2			0														
	2-4			0														
	4-6			0														
SS 6	6-8			0														
	8-10			NR														
	10-12			NR														
	12-14			0														
	14-16	CM/SS-6/14-16	09/12/05	0	ND(<25)	--	ND(<25)	ND(<25)	ND(<25)	ND(<25)	ND(<25)	ND(<25)	ND(<25)	ND(<25)	ND(<25)	ND(<25)	ND(<25)	ND(<25)
NR 720 GRCL (blank space = no standard)												2,900				4,100		
NR 746 Table 1 - Soil Porosity (blank space = no standard)								83,000		11,000		4,600			2,700	42,000		
NR 746 Table 2 - Direct Contact Zone (blank space = no standard)																		

Notes:
ND( ) = Not detected above quantification limit (detection limit)
GRCL = NR 720 generic residual contaminant level
* = analysis on 9/1/04, thereby exceeded sample hold time.
TCA = trichloroethane
DCE = dichloroethene
PCE = tertachloroethene
TCE = trichloroethene
TMB = trimethlybenzene
TCB = trichlorobenzene
TCTFA = trichlorotrifluoroethane

Attachment D

(in order presented)

- Figure D1: Estimated Extent of VOC Impacted Soil

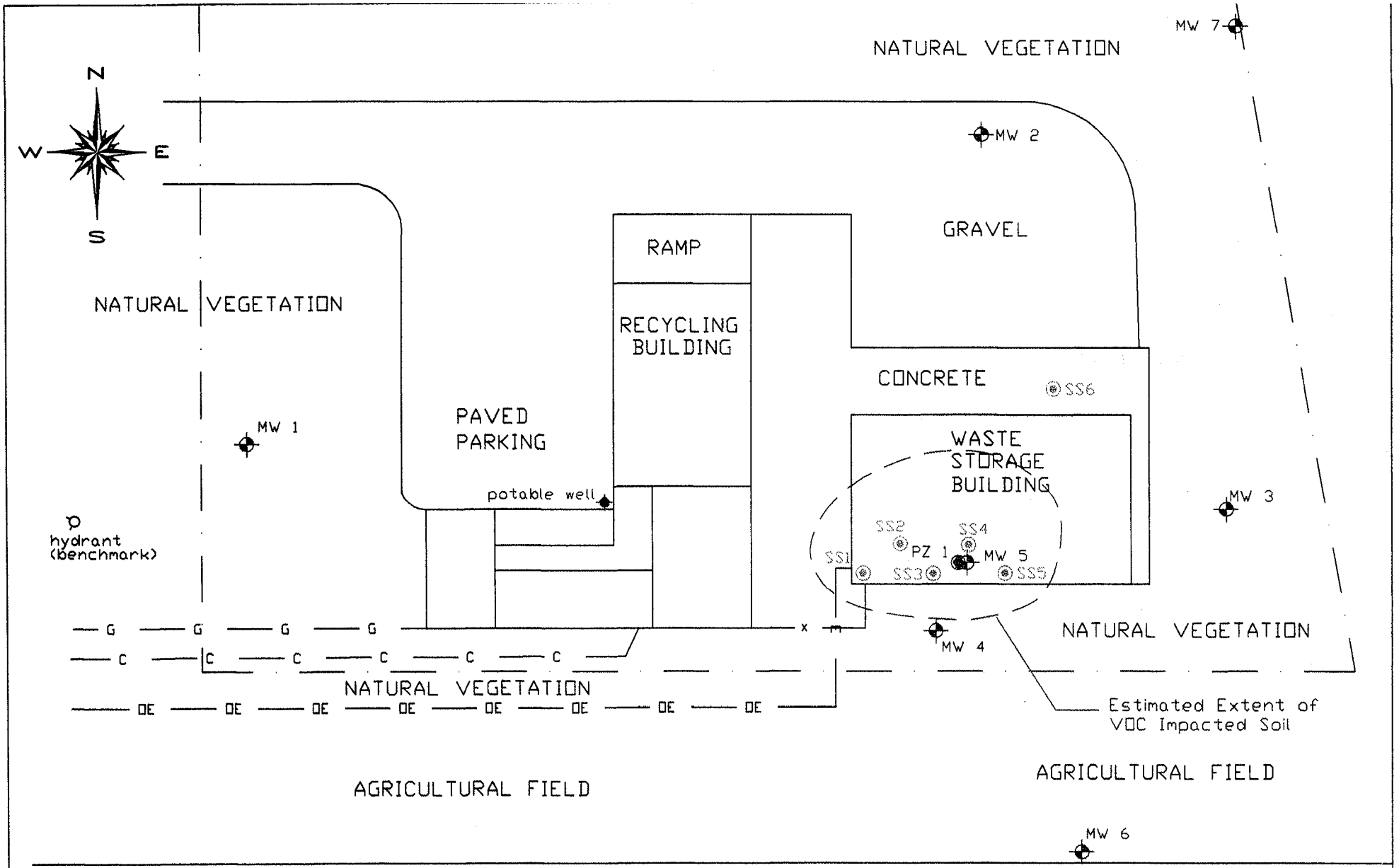

= monitoring well

= piezometer

= soil probe

0 15 30 60

SCALE IN FEET

Figure D1

ESTIMATED EXTENT OF VOC IMPACTED SOIL

Cermatics, Inc.

10014 North Wasaukee Road

Mequon, Wisconsin

E2M

Environmental & Engineering Management LLC

W223 N7343 Carole Court, Sussex, WI 53089

DATE	DRAFTED BY:	APPROVED BY:	REV NO.
12/09/10	CAM		1

scale: 1" = 30' File: cermatic.layout.dwg

Attachment E

(in order presented)

- Table E1: Monitoring Well Groundwater Contaminant Analytical Results
- Table E2: Historic Water Table Levels
- Figure E1: Estimated Extent of Groundwater Exceeding ES
- Figure E2a: Interpreted Groundwater Flow Direction (August 15, 2008)
- Figure E2b: Interpreted Groundwater Flow Direction (March 17, 2009)
- Figure E2c: Interpreted Groundwater Flow Direction (August 26, 2010)
- Mann Kendall Statistical Analysis – MW2, MW4 and MW5
- Groundwater Analytical Reports - August 15, 2008, March 17, 2009 and August 26, 2010

Table E1

Monitoring Well Groundwater Contaminant Analytical Results
Detected Compounds Only
Cermatics, Inc.
Mequon, Wisconsin

Well Number	Date Sampled	1,1,1-TCA	1,1-DCA	TMB	1,2,3-TCB	chloro-methane	1,2 - DCE (CIS)	DCDFM	FTCM	Methylene Chloride	1,2 - DCE (TRANS)	Isopropyl-benzene	Naphthalene	n-propyl-benzene	p-isopropyl-toluene	PCE	toluene	TCE	TCTFA	Vinyl Chloride	Total Xylenes
MW1	07/21/04	ND(<0.50)	ND(<0.50)	ND	ND(<0.50)	ND(<1.0)	0.85	ND(<1.0)	ND(<1.0)	ND(<1.0)	ND(<0.50)	ND(<0.50)	ND(<0.50)	ND(<0.50)	ND(<0.50)	ND(<0.50)	ND(<0.50)	ND(<0.50)	ND(<3.0)	ND(<0.50)	ND
	03/29/06	2.7 Q	ND(<0.75)	ND	ND(<0.74)	ND(<0.24)	ND(<0.83)	ND(<0.99)	ND(<0.79)	ND(<0.43)	ND(<0.89)	ND(<0.59)	ND(<0.74)	ND(<0.81)	ND(<0.67)	ND(<0.45)	ND(<0.67)	2.9	--	ND(<0.18)	ND
	06/14/06	2.9 Q	ND(<0.75)	ND	ND(<0.74)	ND(<0.24)	ND(<0.83)	ND(<0.99)	ND(<0.79)	ND(<0.43)	ND(<0.89)	ND(<0.59)	ND(<0.74)	ND(<0.81)	ND(<0.67)	ND(<0.45)	ND(<0.67)	3.4	--	ND(<0.18)	ND
	09/05/06	2.3 Q	ND(<0.75)	ND	ND(<0.74)	ND(<0.24)	0.88 Q	ND(<0.99)	ND(<0.79)	ND(<0.43)	ND(<0.89)	ND(<0.59)	ND(<0.74)	ND(<0.81)	ND(<0.67)	ND(<0.45)	ND(<0.67)	2.7	--	ND(<0.18)	ND
	12/27/06	3.1	ND(<0.75)	ND	ND(<0.74)	0.86	ND(<0.83)	ND(<0.99)	ND(<0.79)	ND(<0.43)	ND(<0.89)	ND(<0.59)	ND(<0.74)	ND(<0.81)	ND(<0.67)	0.81 QX	ND(<0.67)	4.1	--	ND(<0.18)	ND
	08/15/08	1.4	ND(<0.75)	ND	ND(<0.74)	ND(<0.24)	ND(<0.83)	ND(<0.99)	ND(<0.79)	ND(<0.43)	ND(<0.89)	ND(<0.59)	ND(<0.74)	ND(<0.81)	ND(<0.67)	ND(<0.45)	ND(<0.67)	2.0	--	ND(<0.18)	ND
	03/17/09	2.1	ND(<0.75)	ND	ND(<0.74)	ND(<0.24)	ND(<0.83)	ND(<0.99)	ND(<0.79)	ND(<0.43)	ND(<0.89)	ND(<0.59)	ND(<0.89)	ND(<0.81)	ND(<0.67)	ND(<0.45)	ND(<0.67)	2.5	--	ND(<0.18)	ND
	08/26/10	1.9	ND(<0.75)	ND	ND(<0.74)	ND(<0.24)	ND(<0.83)	ND(<0.99)	ND(<0.79)	ND(<0.43)	ND(<0.89)	ND(<0.59)	ND(<0.89)	ND(<0.81)	ND(<0.67)	ND(<0.45)	ND(<0.67)	2.4	--	ND(<0.18)	ND
MW2	07/21/04	2.2	1.5	ND	ND(<0.50)	ND(<1.0)	46	ND(<1.0)	ND(<1.0)	ND(<1.0)	0.80	ND(<0.50)	ND(<0.50)	ND(<0.50)	ND(<0.50)	ND(<0.50)	ND(<0.50)	**8.2**	ND(<3.0)	**0.56**	ND
	03/29/06	5.7	1.6 Q	ND	ND(<0.74)	ND(<0.24)	52	ND(<0.99)	ND(<0.79)	ND(<0.43)	1.6 Q	ND(<0.59)	ND(<0.74)	ND(<0.81)	ND(<0.67)	0.47 Q	ND(<0.67)	**32**	--	**0.94**	ND
	06/14/06	9.8	1.4 Q	ND	ND(<0.74)	ND(<0.24)	55	ND(<0.99)	ND(<0.79)	ND(<0.43)	2.1 Q	ND(<0.59)	ND(<0.74)	ND(<0.81)	ND(<0.67)	1.2 Q	ND(<0.67)	**46**	--	**0.94**	ND
	09/05/06	4.2	2.9	ND	ND(<0.74)	ND(<0.24)	60	ND(<0.99)	ND(<0.79)	ND(<0.43)	1.3 Q	ND(<0.59)	ND(<0.74)	ND(<0.81)	ND(<0.67)	0.74 Q	ND(<0.67)	**32**	--	**0.92**	ND
	12/27/06	8.8	1.8 Q	ND	ND(<0.74)	0.49 Q	59	ND(<0.99)	ND(<0.79)	ND(<0.43)	1.7 Q	ND(<0.59)	ND(<0.74)	ND(<0.81)	ND(<0.67)	2.2 X	ND(<0.67)	**46**	--	**0.99**	ND
	08/15/08	5.1	1.8	ND	ND(<0.74)	ND(<0.24)	42.6	ND(<0.99)	ND(<0.79)	ND(<0.43)	1.2	ND(<0.59)	ND(<0.74)	ND(<0.81)	ND(<0.67)	1.0	ND(<0.67)	**31.8**	--	**0.71**	ND
	03/17/09	4.7	0.88 J	ND	ND(<0.74)	ND(<0.24)	28.8	ND(<0.99)	ND(<0.79)	ND(<0.43)	0.92 J	ND(<0.59)	ND(<0.89)	ND(<0.81)	ND(<0.67)	1.1	ND(<0.67)	**28.4**	--	**0.57 J**	ND
	08/26/10	3.0	1.7	ND	ND(<0.74)	ND(<0.24)	37.1	ND(<0.99)	ND(<0.79)	ND(<0.43)	1.2	ND(<0.59)	ND(<0.89)	ND(<0.81)	ND(<0.67)	1.0	ND(<0.67)	**22.0**	--	**0.69 J**	ND
MW3	07/21/04	ND(<0.50)	ND(<0.50)	ND	ND(<0.50)	ND(<1.0)	2.0	ND(<1.0)	ND(<1.0)	ND(<1.0)	ND(<0.50)	ND(<0.50)	ND(<0.50)	ND(<0.50)	ND(<0.50)	ND(<0.50)	ND(<0.50)	ND(<0.50)	ND(<3.0)	ND(<0.50)	ND
	03/29/06	ND(<0.90)	ND(<0.75)	ND	ND(<0.74)	ND(<0.24)	13	ND(<0.99)	ND(<0.79)	ND(<0.43)	ND(<0.89)	ND(<0.59)	ND(<0.74)	ND(<0.81)	ND(<0.67)	ND(<0.45)	ND(<0.67)	0.71 Q	--	**2.2**	ND
	06/14/06	ND(<0.90)	ND(<0.75)	ND	ND(<0.74)	ND(<0.24)	15	ND(<0.99)	ND(<0.79)	ND(<0.43)	ND(<0.89)	ND(<0.59)	ND(<0.74)	ND(<0.81)	ND(<0.67)	ND(<0.45)	ND(<0.67)	ND(<0.48)	--	**1.0**	ND
	09/05/06	ND(<0.90)	ND(<0.75)	ND	ND(<0.74)	ND(<0.24)	16	ND(<0.99)	ND(<0.79)	ND(<0.43)	ND(<0.89)	ND(<0.59)	ND(<0.74)	ND(<0.81)	ND(<0.67)	ND(<0.45)	ND(<0.67)	ND(<0.48)	--	**0.59**	ND
	12/27/06	ND(<0.90)	1.3 Q	ND	ND(<0.74)	0.64 Q	24	3.9	ND(<0.79)	ND(<0.43)	ND(<0.89)	ND(<0.59)	ND(<0.74)	ND(<0.81)	ND(<0.67)	1.1 QX	ND(<0.67)	ND(<0.48)	--	**2.6**	ND
	08/15/08	ND(<0.90)	ND(<0.75)	ND	ND(<0.74)	ND(<0.24)	3.4	ND(<0.99)	ND(<0.79)	ND(<0.43)	ND(<0.89)	ND(<0.59)	ND(<0.74)	ND(<0.81)	ND(<0.67)	ND(<0.45)	ND(<0.67)	ND(<0.48)	--	ND(<0.18)	ND
	03/17/09	ND(<0.90)	ND(<0.75)	ND	ND(<0.74)	ND(<0.24)	3.6	ND(<0.99)	ND(<0.79)	ND(<0.43)	ND(<0.89)	ND(<0.59)	ND(<0.74)	ND(<0.81)	ND(<0.67)	ND(<0.45)	ND(<0.67)	ND(<0.48)	--	ND(<0.18)	ND
	08/26/10	ND(<0.90)	ND(<0.75)	ND	ND(<0.74)	ND(<0.24)	2.1	ND(<0.99)	ND(<0.79)	ND(<0.43)	ND(<0.89)	ND(<0.59)	ND(<0.74)	ND(<0.81)	ND(<0.67)	ND(<0.45)	ND(<0.67)	ND(<0.48)	--	ND(<0.18)	ND
MW4	07/21/04	ND(<0.50)	ND(<0.50)	ND	1.2	ND(<1.0)	4.6	ND(<1.0)	ND(<1.0)	ND(<1.0)	ND(<0.50)	ND(<0.50)	1.1	ND(<0.50)	ND(<0.50)	ND(<0.50)	ND(<0.50)	2.0	6.8	ND(<0.50)	ND
	03/29/06	32	27	ND	ND(<3.7)	ND(<1.2)	**730**	ND(<5.0)	ND(<4.0)	3.5 Q	ND(<4.4)	ND(<2.9)	ND(<3.7)	ND(<4.1)	ND(<3.4)	2.9 Q	ND(<3.4)	**250**	--	**22**	ND
	06/14/06	15	16	ND	ND(<3.7)	ND(<1.2)	**490**	ND(<5.0)	ND(<4.0)	ND(<2.2)	ND(<4.4)	ND(<2.9)	ND(<3.7)	ND(<4.1)	ND(<3.4)	ND(<2.2)	ND(<3.4)	**140**	--	**12**	ND
	09/05/06	15	42	ND	ND(<7.4)	ND(<2.4)	**890**	ND(<9.9)	ND(<7.9)	ND(<4.3)	ND(<8.9)	ND(<5.9)	ND(<7.4)	ND(<8.1)	ND(<6.7)	ND(<4.5)	ND(<6.7)	**170**	--	**16**	ND
	12/27/06	5.5 Q	16	ND	ND(<1.8)	1.3 Q	**390**	15	ND(<2.0)	ND(<1.1)	2.3 Q	ND(<1.5)	ND(<1.8)	ND(<2.0)	ND(<1.7)	1.5 QX	ND(<1.7)	**44**	--	**6.0**	ND
	08/15/08	ND(<0.90)	ND(<0.75)	ND	ND(<0.74)	ND(<0.24)	15.4	ND(<0.99)	ND(<0.79)	ND(<0.43)	ND(<0.89)	ND(<0.59)	ND(<0.74)	ND(<0.81)	ND(<0.67)	ND(<0.45)	ND(<0.67)	**6.6**	--	ND(<0.18)	ND
	03/17/09	ND(<0.90)	ND(<0.75)	ND	ND(<0.74)	ND(<0.24)	15.4	ND(<0.99)	ND(<0.79)	ND(<0.43)	ND(<0.89)	ND(<0.59)	ND(<0.74)	ND(<0.81)	ND(<0.67)	ND(<0.45)	ND(<0.67)	**6.6**	--	0.18 J	ND
	08/26/10	ND(<0.90)	0.84 J	ND	ND(<0.74)	ND(<0.24)	14.9	1.1	ND(<0.79)	ND(<0.43)	ND(<0.89)	ND(<0.59)	ND(<0.74)	ND(<0.81)	ND(<0.67)	ND(<0.45)	ND(<0.67)	**8.8**	--	ND(<0.18)	ND
NR 140 ES	blank = no established standard	200	850	480		3.0	70	1,000	3,490	5	100		40			5.0	1,000	5.0		0.2	10,000
NR140 PAL	blank = no established standard	40	85	96		0.3	7	200	698	0.5	20		8			0.5	200	0.5		0.02	1,000

Notes: all concentrations reported in ug/L unless noted
ND( ) = Not detected above quantification limit (detection limit)
8.2 ES Exceedance
2.3 PAL Exceedance
ES = NR 140 Enforcement Standard
PAL = NR 140 Preventive Action Limit

TCA = trichloroethane
DCA = dichloroethane
TCB = trichlorobenzene
DCE = dichloroethene
PCE = tertachloroethene
TCE = trichloroethene

TCTFA = trichlorotrifluoroethane
TMB = 1,2,4- & 1,3,5- trimethlybenzene
FTCM = Fluorotrichloromethane/Trichloroflouromethane
DCDFM = Dichlorodifluoromethane
X = contaminant not laboratory based
Q or J = uncertainty of analyte concentrations between the limit of detection (LOD) and limit of quantification (LOQ)

Table E1

Monitoring Well Groundwater Contaminant Analytical Results

Detected Compounds Only

Cermatics, Inc.

Mequon, Wisconsin

Well Number	Date Sampled	1,1,1-TCA	1,1-DCA	TMB	1,2,3-TCB	chloro-methane	1,2 - DCE (CIS)	DCDFM	FTCM	Methylene Chloride	1,2 - DCE (TRANS)	Isopropyl-benzene	Naphthalene	n-propyl-benzene	p-isopropyl-toluene	PCE	toluene	TCE	TCTFA	Vinyl Chloride	Total Xylenes
MW5	07/21/04	Not Installed																			
	03/29/06	13	11	5.1 Q	ND(<0.74)	ND(<0.24)	**260**	ND(<0.99)	6.3	0.80 Q	1.7 Q	ND(<0.59)	ND(<0.74)	ND(<0.81)	ND(<0.67)	1.6	ND(<0.67)	**220**	--	**5.0**	ND
	06/14/06	8.7	8.3	49	ND(<0.74)	ND(<0.24)	**210**	ND(<0.99)	1.7 Q	ND(<0.43)	ND(<0.89)	0.91 Q	ND(<0.74)	3.3	0.73 Q	3.2	ND(<0.67)	**130**	--	**6.7**	1.8 Q
	09/05/06	110	16 Q	ND	ND(<7.4)	ND(<2.4)	**860**	ND(<9.9)	58	**92**	ND(<8.9)	ND(<5.9)	ND(<7.4)	ND(<8.1)	ND(<6.7)	ND(<4.5)	ND(<6.7)	**880**	--	**14**	ND
	12/27/06	48	25	ND	ND(<7.4)	ND(<2.4)	**770**	25 Q	18 Q	**25**	ND(<8.9)	ND(<5.9)	ND(<7.4)	ND(<8.1)	ND(<6.7)	ND(<4.5)	10 Q	**630**	--	**12**	ND
	08/15/08	ND(<0.90)	2.5	5.2	ND(<0.74)	ND(<0.24)	66.6	ND(<0.99)	ND(<0.79)	ND(<0.43)	ND(<0.89)	ND(<0.59)	ND(<0.74)	ND(<0.81)	ND(<0.67)	1.4	ND(<0.67)	**18.6**	--	**4.4**	ND
	03/17/09	ND(<0.90)	2.0	ND	ND(<0.74)	ND(<0.24)	47.0	ND(<0.99)	ND(<0.79)	ND(<0.43)	ND(<0.89)	ND(<0.59)	ND(<0.74)	ND(<0.81)	ND(<0.67)	0.87 J	ND(<0.67)	**13.1**	--	**1.5**	ND
	08/26/10	ND(<0.90)	2.0	4.4	ND(<0.74)	0.31 J	51.0	3.1	ND(<0.79)	ND(<0.43)	ND(<0.89)	ND(<0.59)	ND(<0.74)	ND(<0.81)	ND(<0.67)	1.3	ND(<0.67)	**10.9**	--	**3.6**	ND
MW6	08/15/08	Not Installed																			
	03/17/09	ND(<0.90)	ND(<0.75)	ND	ND(<0.74)	ND(<0.24)	ND(<0.83)	ND(<0.99)	ND(<0.79)	ND(<0.43)	ND(<0.89)	ND(<0.59)	ND(<0.74)	ND(<0.81)	ND(<0.67)	ND(<0.45)	ND(<0.67)	ND(<0.48)	--	ND(<0.18)	ND
	08/26/10	ND(<0.90)	ND(<0.75)	ND	ND(<0.74)	ND(<0.24)	ND(<0.83)	ND(<0.99)	ND(<0.79)	ND(<0.43)	ND(<0.89)	ND(<0.59)	ND(<0.74)	ND(<0.81)	ND(<0.67)	ND(<0.45)	ND(<0.67)	ND(<0.48)	--	ND(<0.18)	ND
MW7	08/15/08	Not Installed																			
	03/17/09	ND(<0.90)	ND(<0.75)	ND	ND(<0.74)	ND(<0.24)	**95.0**	ND(<0.99)	ND(<0.79)	ND(<0.43)	ND(<0.89)	ND(<0.59)	ND(<0.74)	ND(<0.81)	ND(<0.67)	ND(<0.45)	ND(<0.67)	**16.7**	--	ND(<0.18)	ND
	08/26/10	ND(<0.90)	ND(<0.75)	ND	ND(<0.74)	ND(<0.24)	45.6	ND(<0.99)	ND(<0.79)	ND(<0.43)	ND(<0.89)	ND(<0.59)	ND(<0.74)	ND(<0.81)	ND(<0.67)	ND(<0.45)	ND(<0.67)	**8.3**	--	ND(<0.18)	ND
PZ1	07/21/04	Not Installed																			
	03/29/06	ND(<0.90)	ND(<0.75)	ND	ND(<0.74)	ND(<0.24)	2.1 Q	ND(<0.99)	ND(<0.79)	ND(<0.43)	ND(<0.89)	ND(<0.59)	ND(<0.74)	ND(<0.81)	ND(<0.67)	0.52 Q	ND(<0.67)	1.2 Q	--	ND(<0.18)	ND
	06/14/06	ND(<0.90)	ND(<0.75)	ND	ND(<0.74)	ND(<0.24)	2.5 Q	ND(<0.99)	ND(<0.79)	ND(<0.43)	ND(<0.89)	ND(<0.59)	ND(<0.74)	ND(<0.81)	ND(<0.67)	ND(<0.45)	ND(<0.67)	1.4 Q	--	ND(<0.18)	ND
	09/05/06	ND(<0.90)	ND(<0.75)	ND	ND(<0.74)	ND(<0.24)	2.5 Q	ND(<0.99)	ND(<0.79)	ND(<0.43)	ND(<0.89)	ND(<0.59)	ND(<0.74)	ND(<0.81)	ND(<0.67)	0.47 Q	ND(<0.67)	3.2	--	ND(<0.18)	ND
	12/27/06	ND(<0.90)	ND(<0.75)	ND	ND(<0.74)	0.97	1.9 Q	5.8	ND(<0.79)	ND(<0.43)	ND(<0.89)	ND(<0.59)	ND(<0.74)	ND(<0.81)	ND(<0.67)	1.1 QX	7.2	1.2 Q	--	ND(<0.18)	ND
	08/15/08	ND(<0.90)	ND(<0.75)	ND	ND(<0.74)	ND(<0.24)	2.1	ND(<0.99)	ND(<0.79)	ND(<0.43)	ND(<0.89)	ND(<0.59)	ND(<0.74)	ND(<0.81)	ND(<0.67)	ND(<0.45)	ND(<0.67)	1.2	--	ND(<0.18)	ND
	03/17/09	ND(<0.90)	ND(<0.75)	ND	ND(<0.74)	ND(<0.24)	1.1	ND(<0.99)	ND(<0.79)	ND(<0.43)	ND(<0.89)	ND(<0.59)	ND(<0.74)	ND(<0.81)	ND(<0.67)	ND(<0.45)	ND(<0.67)	0.83 J	--	ND(<0.18)	ND
	08/26/10	ND(<0.90)	ND(<0.75)	ND	ND(<0.74)	ND(<0.24)	1.1	2.9	ND(<0.79)	ND(<0.43)	ND(<0.89)	ND(<0.59)	ND(<0.74)	ND(<0.81)	ND(<0.67)	ND(<0.45)	ND(<0.67)	0.79 J	--	0.19 J	ND
NR 140 ES	blank = no established standard	200	850	480		3.0	70	1,000	3,490	5	100		40			5.0	1,000	5.0		0.2	10,000
NR140 PAL	blank = no established standard	40	85	96		0.3	7	200	698	0.5	20		8			0.5	200	0.5		0.02	1,000

Notes: all concentrations reported in ug/L unless noted
ND( ) = Not detected above quantification limit (detection limit)
8.2 ES Exceedance
2.3 PAL Exceedance
ES = NR 140 Enforcement Standard
PAL = NR 140 Preventive Action Limit

TCA = trichloroethane
DCA = dichloroethane
TCB = trichlorobenzene
DCE = dichloroethene
PCE = tertachloroethene
TCE = trichloroethene

TCTFA = trichlorotrifluoroethane
TMB = 1,2,4- & 1,3,5- trimethlybenzene
FTCM = Fluorotrichloromethane/Trichloroflouromethane
DCDFM = Dichlorodifluoromethane
X = contaminant not laboratory based
Q or J = uncertainty of analyte concentrations between the limit of detection (LOD) and limit of quantification (LOQ)

Table E2
Historic Water Table Levels
Cermatics, Inc.
Mequon, Wisconsin

Well ID Number	Sample Date	Depth to Groundwater (ft.)	Elevation of Groundwater (ft.)	Elevation Ground surface ft	Elevation Top of Riser (ft.)
				97.52	96.94
MW1	07/21/04	7.09	89.85		
	03/29/06	3.42	93.52		
	06/14/06	5.05	91.89		
	09/05/06	10.43	86.51		
	12/27/06	2.14	94.80		
	08/15/08	4.60	92.34		
	03/17/09	2.97	93.97		
	08/26/10	4.11	92.83		
				95.60	95.26
MW2	07/21/04	4.04	91.22		
	03/29/06	2.36	92.90		
	06/14/06	4.25	91.01		
	09/05/06	9.14	86.12		
	12/27/06	1.65	93.61		
	08/15/08	5.50	89.76		
	03/17/09	Iced over - no sample			
	08/26/10	4.52	90.74		
				97.01	96.55
MW3	07/21/04	4.66	91.89		
	03/29/06	3.45	93.10		
	06/14/06	5.52	91.03		
	09/05/06	10.18	86.37		
	12/27/06	2.81	93.74		
	08/15/08	6.11	90.44		
	03/17/09	2.79	93.76		
	08/26/10	5.62	90.93		
				95.51	94.67
MW4	07/21/04	2.61	92.06		
	03/29/06	1.14	93.53		
	06/14/06	3.35	91.32		
	09/05/06	8.21	86.46		
	12/27/06	0.25	94.42		
	08/15/08	3.92	90.75		
	03/17/09	0.25	94.42		
	08/26/10	0.25	94.42		

Notes:
Bench Mark: Top nut on fire hydrant = 100 feet
Depth to groundwater measured from top of PVC elevation
ft = Elevation in feet referenced to site datum

Table E2
Historic Water Table Levels
Cermatics, Inc.
Mequon, Wisconsin

Well ID Number	Sample Date	Depth to Groundwater (ft.)	Elevation of Groundwater (ft.)	Elevation Ground surface ft	Elevation Top of Riser (ft.)
				97.02	96.96
MW5	07/21/04	Not Installed			
	03/29/06	3.61	93.35		
	06/14/06	5.52	91.44		
	09/05/06	10.25	86.71		
	12/27/06	2.97	93.99		
	08/15/08	6.19	90.77		
	03/17/09	2.92	94.04		
	08/26/10	5.59	91.37		
				95.83	99.00
MW6	08/15/08	Not Installed			
	03/17/09	2.86	96.14		
	08/26/10	5.89	93.11		
				98.61	101.75
MW7	08/15/08	Not Installed			
	03/17/09	8.28	93.47		
	08/26/10	11.49	90.26		
				97.03	97.00
PZ1	07/21/04	Not Installed			
	03/29/06	3.48	93.52		
	06/14/06	5.58	91.42		
	09/05/06	10.44	86.56		
	12/27/06	2.75	94.25		
	08/15/08	6.13	90.87		
	03/17/09	2.72	94.28		
	08/26/10	5.51	91.49		

Notes:
Bench Mark: Top nut on fire hydrant = 100 feet
Depth to groundwater measured from top of PVC elevation
ft = Elevation in feet referenced to site datum

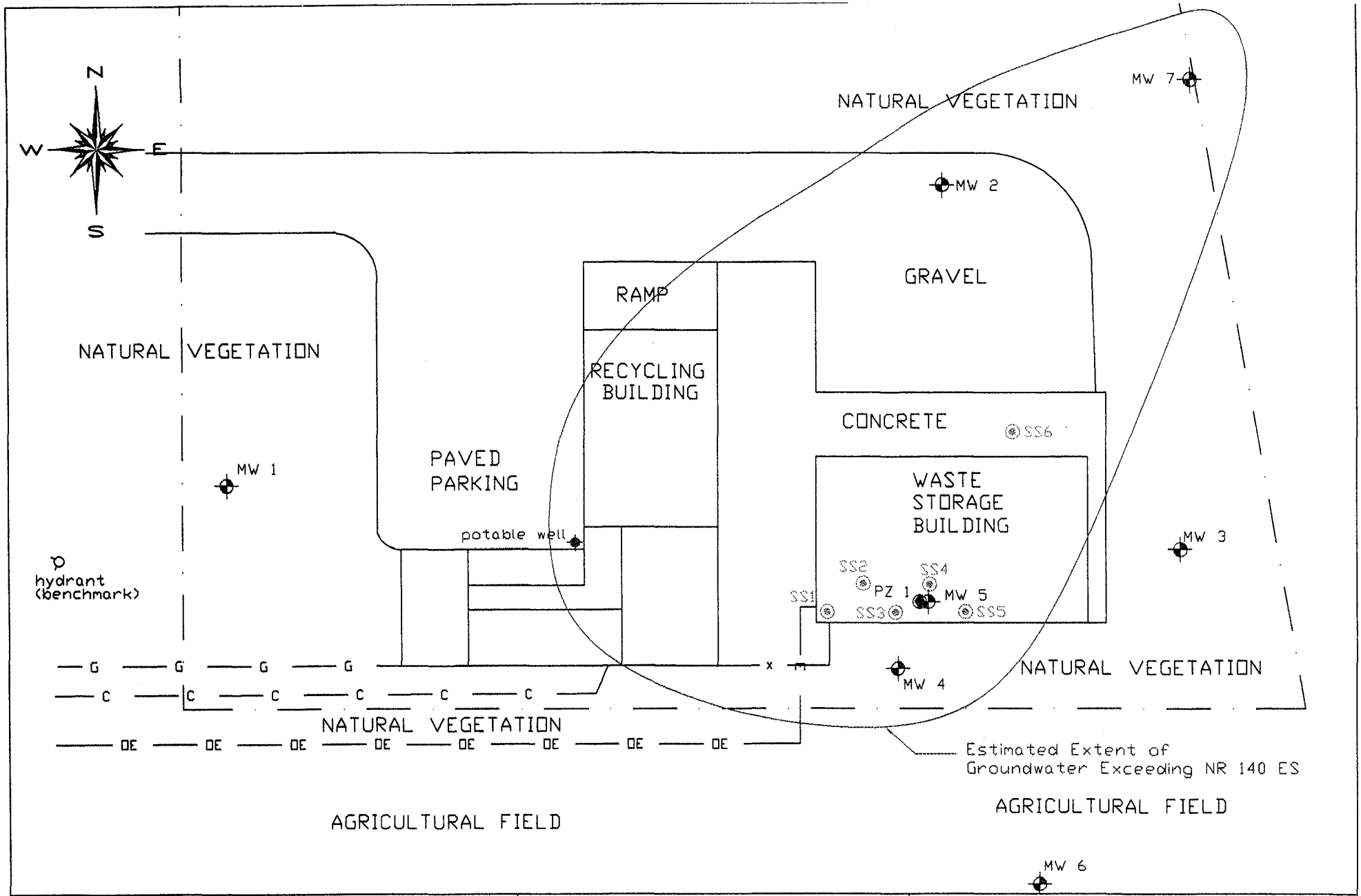

= monitoring well
= piezometer
= soil probe

0 15 30 60
SCALE IN FEET

Figure E1
ESTIMATED EXTENT OF GROUNDWATER EXCEEDING ES

Cermatics, Inc.
10014 North Wasaukee Road
Mequon, Wisconsin

E2M
Environmental & Engineering Management LLC
W223 N7343 Carole Court, Sussex, WI 53089

DATE	DRAFTED BY:	APPROVED BY:	REV NO.
12/09/10	CAM		1

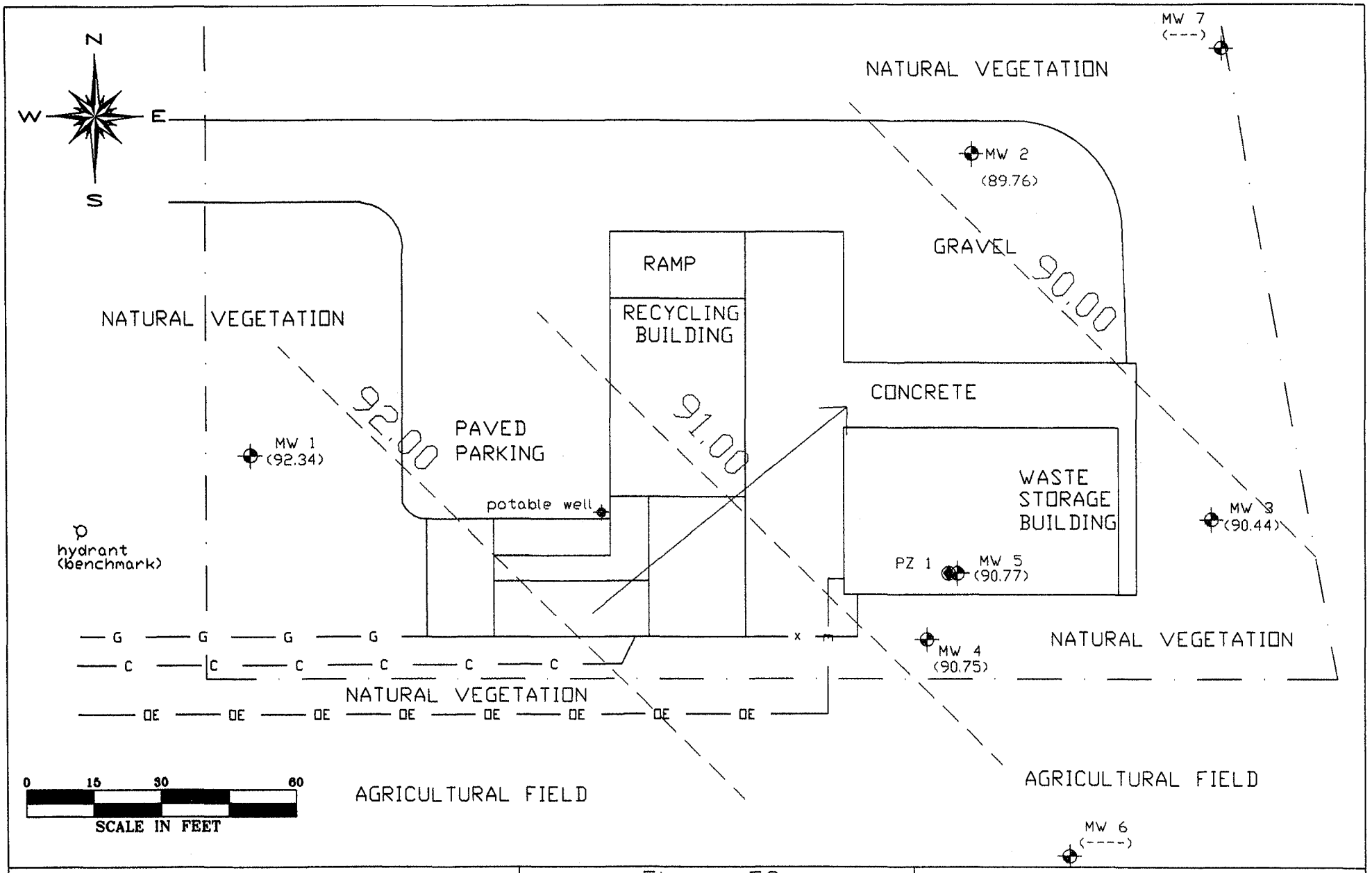

= monitoring well

= piezometer

→ = groundwater flow direction

(94.80) = groundwater elevation

Figure E2a
INTERPRETED GROUNDWATER FLOW DIRECTION
August 15, 2008

Cermatics, Inc.
10014 North Wausaukee Road
Mequon, Wisconsin

E2M
Environmental & Engineering Management LLC
W223 N7343 Carole Court, Sussex, WI 53089

DATE	DRAFTED BY:	APPROVED BY:	REV NO.
12/21/10	CAM		

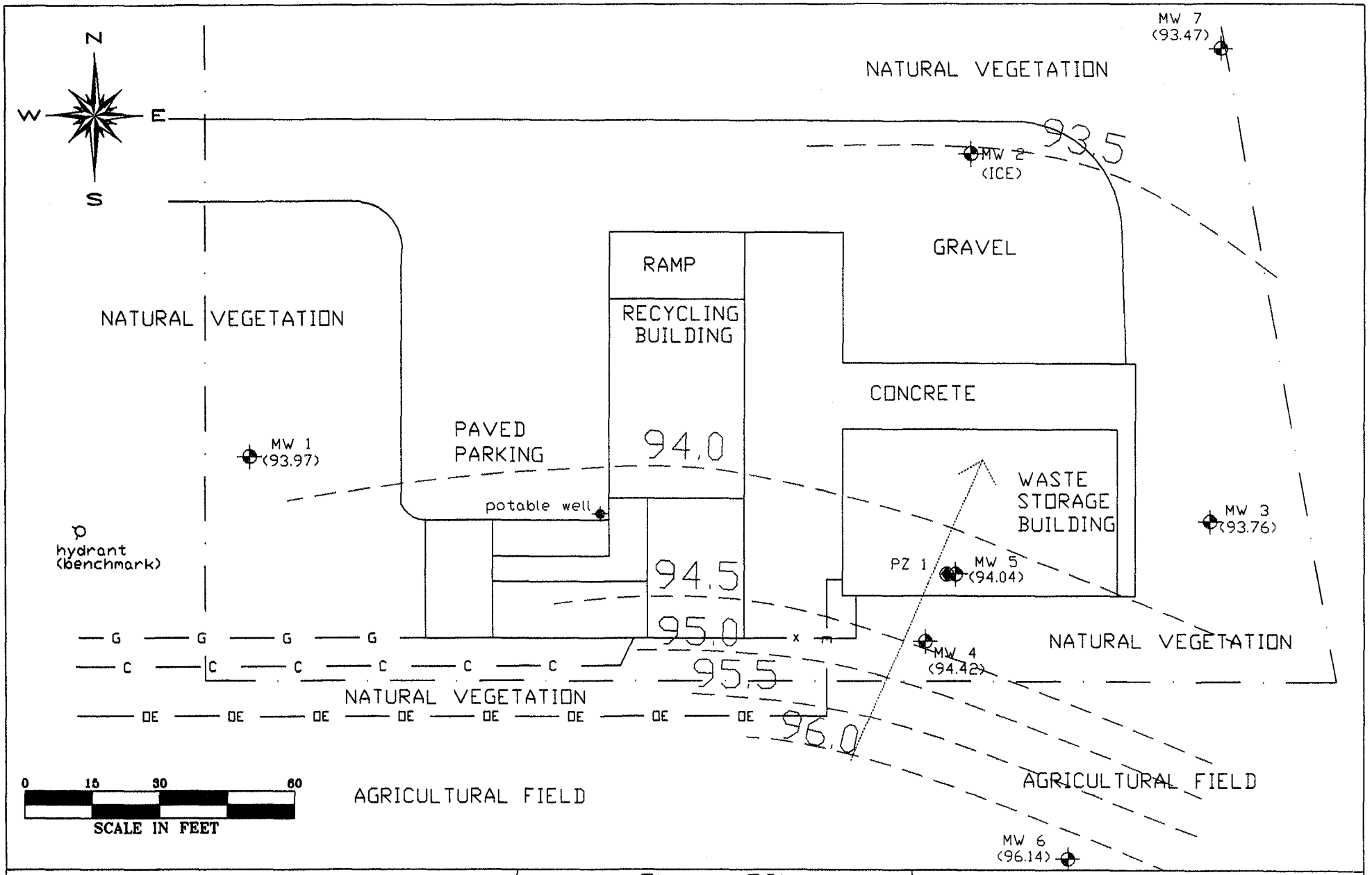

= monitoring well

= piezometer

= groundwater flow direction

(94.80) = groundwater elevation

Figure E2b
INTERPRETED GROUNDWATER FLOW DIRECTION
March 17, 2009

Cermatics, Inc.
10014 North Wausaukee Road
Mequon, Wisconsin

E2M
Environmental & Engineering Management LLC
W223 N7343 Carole Court, Sussex, WI 53089

DATE	DRAFTED BY:	APPROVED BY:	REV NO.
12/21/10	CAM		

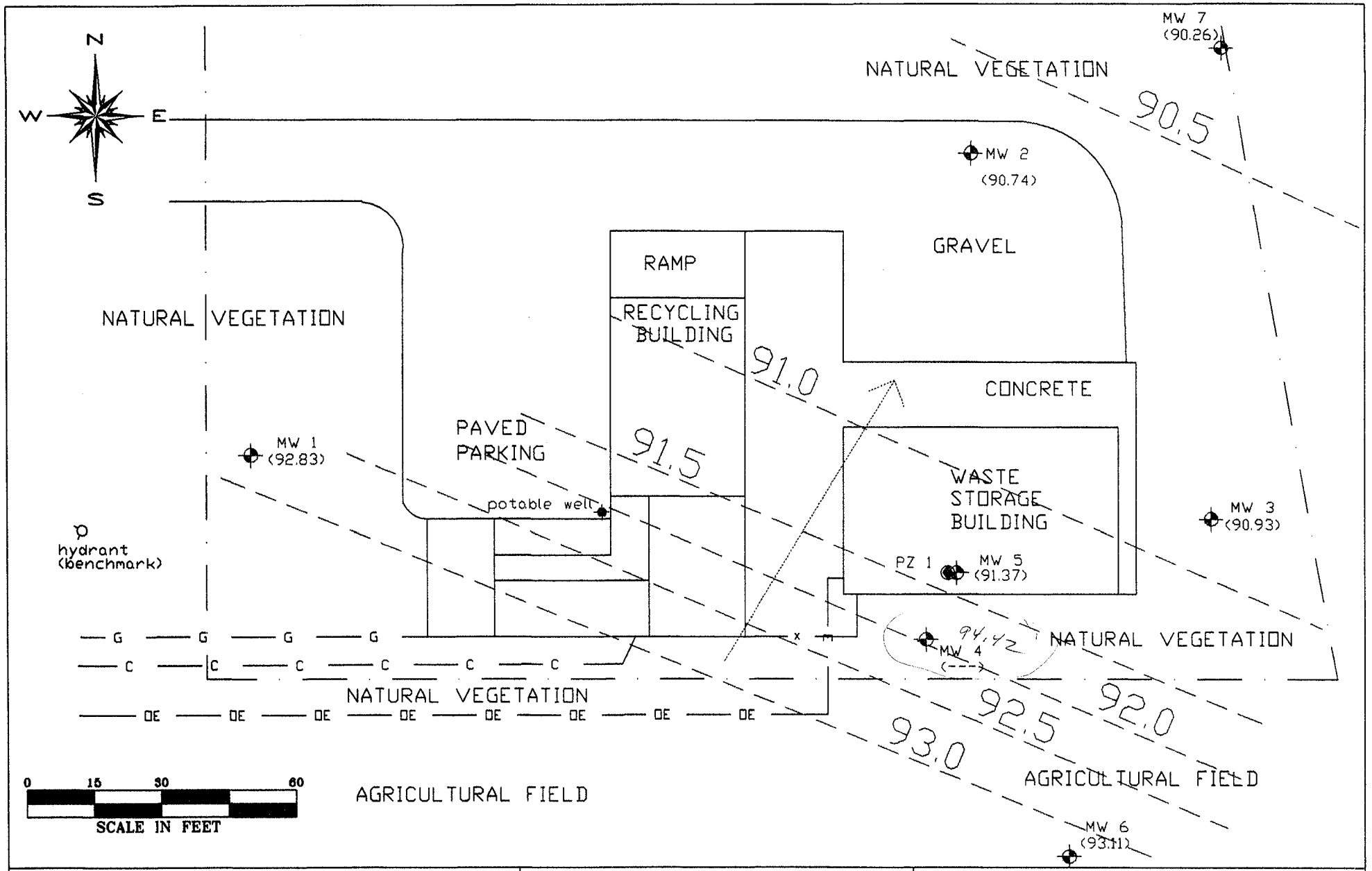

= monitoring well

= piezometer

= groundwater flow direction

(94.80) = groundwater elevation

Figure E2c

INTERPRETED GROUNDWATER FLOW DIRECTION

August 26, 2010

Cermatics, Inc.
10014 North Wausaukee Road
Mequon, Wisconsin

E2M

Environmental & Engineering Management LLC
W223 N7343 Carole Court, Sussex, WI 53089

DATE	DRAFTED BY:	APPROVED BY:	REV NO.
12/21/10	CAM		

State of Wisconsin
Department of Natural Resources
Remediation and Redevelopment Program

Mann-Kendall Statistical Test
Form 4400-215 (2/2001)

Notice: This form is the DNR supplied spreadsheet referenced in Appendices A of Comm 46 and NR 746, Wis. Adm. Code. It is provided to consultants as an optional tool for groundwater contaminant trend analysis to support site closure requests under s. Comm 46.07, Comm 46.08, NR 746.07, NR 746.08, Wis. Adm. Code. Use this form or a manual method when seeking case closure under those rules. Earlier versions of this form should not be used.

Instructions: Do not change formulas or other information in cells with a blue background, only cells with a yellow background are used for data entry. To use the spreadsheet, provide at least four rounds and not more than ten rounds of data that is not seasonally affected. Use consistent units. The spreadsheet contains several error checks, and a data entry error may cause "DATA ERR" or "DATE ERR" to be displayed. Dates that are not consecutive will show an error message and will not display the test results. The spreadsheet tests the data for both increasing and decreasing trends at both 80 percent and 90 percent confidence levels. If a declining trend is present at 80 percent but not at 90 percent, a site is still eligible for closure under Comm 46 and NR 746 provided that other conditions in those rules are met. If an increasing or decreasing trend is not present, an additional coefficient of variation test is used to test for stability, as proposed by Wiedemeier et al, 1999. For additional information, refer to the Interim Guidance on Natural Attenuation for Petroleum Releases, dated October 1999. Refer to the guidance for recommendations on data entry for non-detect values.

Site Name : Cermatics | FID No. = 246046350 | Well Number = MW2

Event Number	Compound -> Sampling Date (most recent last)	TCE Concentration (leave blank if no data)	VC Concentration (leave blank if no data)	Concentration (leave blank if no data)	Concentration (leave blank if no data)	Concentration (leave blank if no data)	Concentration (leave blank if no data)
1	29-Mar-06	32.00	0.94				
2	14-Jun-06	46.00	0.94				
3	5-Sep-06	32.00	0.92				
4	27-Dec-06	46.00	0.99				
5	15-Aug-08	31.80	0.71				
6	17-Mar-09	28.40	0.57				
7	26-Aug-10	22.00	0.69				
8							
9							
10							
	Mann Kendall Statistic (S) =	-13.0	-12.0	0.0	0.0	0.0	0.0
	Number of Rounds (n) =	7	7	0	0	0	0
	Average =	34.03	0.82	#DIV/0!	#DIV/0!	#DIV/0!	#DIV/0!
	Standard Deviation =	8.909	0.163	#DIV/0!	#DIV/0!	#DIV/0!	#DIV/0!
	Coefficient of Variation(CV)=	0.262	0.198	#DIV/0!	#DIV/0!	#DIV/0!	#DIV/0!
Error Check, Blank if No Errors Detected				n<4	n<4	n<4	n<4
Trend ≥ 80% Confidence Level		DECREASING	DECREASING	n<4	n<4	n<4	n<4
Trend ≥ 90% Confidence Level		DECREASING	DECREASING	n<4	n<4	n<4	n<4
Stability Test, If No Trend Exists at 80% Confidence Level		NA	NA	n<4 n<4	n<4 n<4	n<4 n<4	n<4 n<4

Data Entry By = CAM | Date = 4-Sep-10 | Checked By =

State of Wisconsin
Department of Natural Resources
Remediation and Redevelopment Program

Mann-Kendall Statistical Test
Form 4400-215 (2/2001)

Notice: This form is the DNR supplied spreadsheet referenced in Appendices A of Comm 46 and NR 746, Wis. Adm. Code. It is provided to consultants as an optional tool for groundwater contaminant trend analysis to support site closure requests under s. Comm 46.07, Comm 46.08, NR 746.07, NR 746.08, Wis. Adm. Code. Use this form or a manual method when seeking case closure under those rules. Earlier versions of this form should not be used.

Instructions: Do not change formulas or other information in cells with a blue background, only cells with a yellow background are used for data entry. To use the spreadsheet, provide at least four rounds and not more than ten rounds of data that is not seasonally affected. Use consistent units. The spreadsheet contains several error checks, and a data entry error may cause "DATA ERR" or "DATE ERR" to be displayed. Dates that are not consecutive will show an error message and will not display the test results. The spreadsheet tests the data for both increasing and decreasing trends at both 80 percent and 90 percent confidence levels. If a declining trend is present at 80 percent but not at 90 percent, a site is still eligible for closure under Comm 46 and NR 746 provided that other conditions in those rules are met. If an increasing or decreasing trend is not present, an additional coefficient of variation test is used to test for stability, as proposed by Wiedemeier et al, 1999. For additional information, refer to the Interim Guidance on Natural Attenuation for Petroleum Releases, dated October 1999. Refer to the guidance for recommendations on data entry for non-detect values.

Site Name : Cermatics | FID No. = 246046350 | Well Number = MW4

Event Number	Sampling Date (most recent last)	Vinyl Chloride Concentration (leave blank if no data)	TCE Concentration (leave blank if no data)	1,2-DCE (cis) Concentration (leave blank if no data)	Concentration (leave blank if no data)	Concentration (leave blank if no data)	Concentration (leave blank if no data)
	Compound ->						
1	29-Mar-06	22.00	250.00	730.00			
2	14-Jun-06	12.00	140.00	490.00			
3	5-Sep-06	16.00	170.00	890.00			
4	27-Dec-06	6.00	44.00	390.00			
5	15-Aug-08	0.09	6.60	15.40			
6	17-Sep-09	0.18	6.60	15.40			
7	26-Aug-10	0.09	8.80	14.90			
8							
9							
10							
	Mann Kendall Statistic (S) =	-16.0	-14.0	-16.0	0.0	0.0	0.0
	Number of Rounds (n) =	7	7	7	0	0	0
	Average =	8.05	89.43	363.67	#DIV/0!	#DIV/0!	#DIV/0!
	Standard Deviation =	8.815	97.569	363.341	#DIV/0!	#DIV/0!	#DIV/0!
	Coefficient of Variation(CV)=	1.095	1.091	0.999	#DIV/0!	#DIV/0!	#DIV/0!
Error Check, Blank if No Errors Detected					n<4	n<4	n<4
Trend ≥ 80% Confidence Level		DECREASING	DECREASING	DECREASING	n<4	n<4	n<4
Trend ≥ 90% Confidence Level		DECREASING	DECREASING	DECREASING	n<4	n<4	n<4
Stability Test, If No Trend Exists at 80% Confidence Level		NA	NA	NA	n<4 n<4	n<4 n<4	n<4 n<4

Data Entry By = CAM | Date = 4-Sep-10 | Checked By =

State of Wisconsin
Department of Natural Resources
Remediation and Redevelopment Program

Mann-Kendall Statistical Test
Form 4400-215 (2/2001)

Notice: This form is the DNR supplied spreadsheet referenced in Appendices A of Comm 46 and NR 746, Wis. Adm. Code. It is provided to consultants as an optional tool for groundwater contaminant trend analysis to support site closure requests under s. Comm 46.07, Comm 46.08, NR 746.07, NR 746.08, Wis. Adm. Code. Use this form or a manual method when seeking case closure under those rules. Earlier versions of this form should not be used.

Instructions: Do not change formulas or other information in cells with a blue background, only cells with a yellow background are used for data entry. To use the spreadsheet, provide at least four rounds and not more than ten rounds of data that is not seasonally affected. Use consistent units. The spreadsheet contains several error checks, and a data entry error may cause "DATA ERR" or "DATE ERR" to be displayed. Dates that are not consecutive will show an error message and will not display the test results. The spreadsheet tests the data for both increasing and decreasing trends at both 80 percent and 90 percent confidence levels. If a declining trend is present at 80 percent but not at 90 percent, a site is still eligible for closure under Comm 46 and NR 746 provided that other conditions in those rules are met. If an increasing or decreasing trend is not present, an additional coefficient of variation test is used to test for stability, as proposed by Wiedemeier et al, 1999. For additional information, refer to the Interim Guidance on Natural Attenuation for Petroleum Releases, dated October 1999. Refer to the guidance for recommendations on data entry for non-detect values.

Site Name : Cermatics | FID No. = 246046350 | Well Number = MW5

Event Number	Compound -> Sampling Date (most recent last)	Vinyl Chloride Concentration (leave blank if no data)	TCE Concentration (leave blank if no data)	1,2-DCE (cis) Concentration (leave blank if no data)	Concentration (leave blank if no data)	Concentration (leave blank if no data)	Concentration (leave blank if no data)
1	29-Mar-06	5.00	220.00	260.00			
2	14-Jun-06	6.70	130.00	210.00			
3	5-Sep-06	14.00	880.00	860.00			
4	27-Dec-06	12.00	630.00	770.00			
5	15-Aug-08	4.40	18.60	66.60			
6	17-Mar-09	1.50	13.10	47.00			
7	26-Aug-10	3.60	10.90	51.00			
8							
9							
10							
	Mann Kendall Statistic (S) =	-9.0	-13.0	-11.0	0.0	0.0	0.0
	Number of Rounds (n) =	7	7	7	0	0	0
	Average =	6.74	271.80	323.51	#DIV/0!	#DIV/0!	#DIV/0!
	Standard Deviation =	4.586	346.437	346.606	#DIV/0!	#DIV/0!	#DIV/0!
	Coefficient of Variation(CV)=	0.680	1.275	1.071	#DIV/0!	#DIV/0!	#DIV/0!
Error Check, Blank if No Errors Detected					n<4	n<4	n<4
Trend ≥ 80% Confidence Level		DECREASING	DECREASING	DECREASING	n<4	n<4	n<4
Trend ≥ 90% Confidence Level		No Trend	DECREASING	DECREASING	n<4	n<4	n<4
Stability Test, If No Trend Exists at 80% Confidence Level		NA	NA	NA	n<4 n<4	n<4 n<4	n<4 n<4

Data Entry By = CAM | Date = 4-Sep-10 | Checked By =

CHAIN-OF-CUSTODY / Analytical Request Document

The Chain-of-Custody is a LEGAL DOCUMENT. All relevant fields must be completed accurately.

Pace Analytical®

KM 40363336

Page: 1 of 1

0981524

Section A Required Client Information:

Company: E2M on behalf of

Address: W223 N7343 Carole Ct, Dousseo WI

Email To: camielkee2m@wi.rr.com

Phone: 262-820-3719 Fax:

Requested Due Date/TAT: Normal

Section B Required Project Information:

Report To: Christian Mielke

Copy To:

Purchase Order No.:

Project Name: Cerimatics

Project Number:

Section C Invoice Information:

Attention: Jim Luedtke

Company Name: 10532 North Council Hill Rd

Address: Mequon, WI 53097

Pace Quote Reference:

Pace Project Manager:

Pace Profile #:

RECEIVED SEP 03 2010

REGULATORY AGENCY: ☐ NPDES ☐ GROUND WATER ☐ DRINKING WATER ☐ UST ☐ RCRA ☒ Other RR

SITE LOCATION: ☐ GA ☐ IL ☐ IN ☐ MI ☐ MN ☐ NC ☐ OH ☐ SC ☒ WI ☐ OTHER ____

Section D Required Client Information

Valid Matrix Codes: DRINKING WATER DW; WATER WT; WASTE WATER WW; PRODUCT P; SOIL/SOLID SL; OIL OL; WIPE WP; AIR AR; OTHER OT; TISSUE TS

ITEM #	SAMPLE ID (One Character per box. (A-Z, 0-9 / .-) Samples IDs MUST BE UNIQUE)	MATRIX CODE	SAMPLE TYPE G=GRAB C=COMP	COMPOSITE START DATE	COMPOSITE START TIME	COMPOSITE END/GRAB DATE	COMPOSITE END/GRAB TIME	SAMPLE TEMP AT COLLECTION	# OF CONTAINERS	Unpreserved	H_2SO_4	HNO_3	HCl	NaOH	$Na_2S_2O_3$	Methanol	Other	Filtered (Y/N) (N) Requested Analysis: VOC	Residual Chlorine (Y/N)	Pace Project Number / Lab I.D
01 1	CM/MW1/0810	WT	G			8/26/10	12:20	5°C	3				X					X		3-40mlB
02 2	CM/MW2/0810						10:50						X					X		
03 3	CM/MW3/0810						11:20						X					X		
04 4	CM/MW4/0810						11:54						X					X		
05 5	CM/MW5/0810						11:15						X					X		
06 6	CM/MW6/0810						12:20						X					X		
07 7	CM/MW7/0810						11:48						X					X		
08 8	CM/PZ1/0810						11:25						X					X		
9																				
10																				
11																				
12																				

Additional Comments:

RELINQUISHED BY / AFFILIATION	DATE	TIME	ACCEPTED BY / AFFILIATION	DATE	TIME
[signature]	8/27/10	08:00	D. Fournier	8/27/10	0750
D. Fournier	8/27/10	1700			
CS Logistics	8/28/10	0830	K Mielke	8/28/10	0830

SAMPLE CONDITION: Temp in °C; Received on Ice Y/N; Custody Sealed Cooler Y/N; Samples Intact Y/N

SAMPLER NAME AND SIGNATURE

PRINT Name of SAMPLER: Christian Mielke

SIGNATURE of SAMPLER: [signature] DATE Signed (MM / DD / YY): 08/26/10

SEE REVERSE SIDE FOR INSTRUCTIONS

ORIGINAL

Pace Analytical Services, Inc.
1241 Bellevue Street, Suite 9
Green Bay, WI 54302

Pace Analytical

Sample Condition Upon Receipt

Client Name: E2M / Jim Luedtke Project # 40363336

Courier: ☐ Fed Ex ☐ UPS ☐ USPS ☐ Client ☑ Commercial ☐ Pace Other _____

Tracking #: _____

Custody Seal on Cooler/Box Present: ☐ yes ☑ no Seals intact: ☐ yes ☑ no

Custody Seal on Samples Present: ☐ yes ☑ no Seals intact: ☐ yes ☐ no

Packing Material: ☐ Bubble Wrap ☑ Bubble Bags ☐ None Other

Thermometer Used N/A Type of Ice: (Wet) Blue Dry None ☐ Samples on ice, cooling process has begun

Cooler Temperature RDI Biological Tissue is Frozen: ☐ yes ☐ no

Temp Blank Present: ☐ yes ☑ no

Person examining contents:
Date: 8/28/10
Initials: KM

Temp should be above freezing to 6°C for all sample except Biota.
Biota Samples should be received ≤ 0°C.

		Comments:
Chain of Custody Present:	☑Yes ☐No ☐N/A	1.
Chain of Custody Filled Out:	☑Yes ☐No ☐N/A	2.
Chain of Custody Relinquished:	☑Yes ☐No ☐N/A	3.
Sampler Name & Signature on COC:	☑Yes ☐No ☐N/A	4.
Samples Arrived within Hold Time:	☑Yes ☐No ☐N/A	5.
Short Hold Time Analysis (<72hr):	☐Yes ☑No ☐N/A	6.
Rush Turn Around Time Requested:	☐Yes ☑No ☐N/A	7.
Sufficient Volume:	☑Yes ☐No ☐N/A	8.
Correct Containers Used:	☑Yes ☐No ☐N/A	9.
-Pace Containers Used:	☑Yes ☐No ☐N/A	
Containers Intact:	☑Yes ☐No ☐N/A	10.
Filtered volume received for Dissolved tests	☐Yes ☑No ☐N/A	11.
Sample Labels match COC:	☑Yes ☐No ☐N/A	12.
-Includes date/time/ID/Analysis Matrix: W		
All containers needing preservation have been checked.	☐Yes ☐No ☑N/A	13.
All containers needing preservation are found to be in compliance with EPA recommendation.	☐Yes ☐No ☑N/A	
exceptions: VOA, coliform, TOC, O&G, WI-DRO (water)	☐Yes ☐No	Initial when completed / Lot # of added preservative
Samples checked for dechlorination:	☐Yes ☑No ☐N/A	14.
Headspace in VOA Vials (>6mm):	☐Yes ☐No ☑N/A	15.
Trip Blank Present:	☐Yes ☐No ☑N/A	16.
Trip Blank Custody Seals Present	☐Yes ☐No ☑N/A	
Pace Trip Blank Lot # (if purchased): _____		

Client Notification/ Resolution: Field Data Required? Y / N

Person Contacted: _____ Date/Time: _____

Comments/ Resolution: _____

Project Manager Review: _____ **Date:** 8/30/10

Note: Whenever there is a discrepancy affecting North Carolina compliance samples, a copy of this form will be sent to the North Carolina DEHNR Certification Office (i.e out of hold, incorrect preservative, out of temp, incorrect containers)

Pace Analytical®
www.pacelabs.com

Pace Analytical Services, Inc.
1241 Bellevue Street - Suite 9
Green Bay, WI 54302
(920)469-2436

September 02, 2010

Chris Mielke
E2M, LLC.
W223 N7343 Carole Ct.
Sussex, WI 53089

RE: Project: CERMATICS
Pace Project No.: 4036336

Dear Chris Mielke:
Enclosed are the analytical results for sample(s) received by the laboratory on August 28, 2010. The results relate only to the samples included in this report. Results reported herein conform to the most current NELAC standards, where applicable, unless otherwise narrated in the body of the report.

If you have any questions concerning this report, please feel free to contact me.

Sincerely,

Steven Mleczko

steve.mleczko@pacelabs.com
Project Manager

Enclosures

This report shall not be reproduced, except in full,
without the written consent of Pace Analytical Services, Inc.

nelac

Pace Analytical Services, Inc.
1241 Bellevue Street - Suite 9
Green Bay, WI 54302
(920)469-2436

CERTIFICATIONS

Project: CERMATICS
Pace Project No.: 4036336

Green Bay Certification IDs
1241 Bellevue Street, Green Bay, WI 54302
California Certification #: 09268CA
Florida/NELAP Certification #: E87948
Illinois Certification #: 200050
Kentucky Certification #: 82
Louisiana Certification #: 04168
Minnesota Certification #: 055-999-334
New York Certification #: 11888
New York Certification #: 11888
North Carolina Certification #: 503
North Dakota Certification #: R-150
South Carolina Certification #: 83006001
US Dept of Agriculture #: S-76505
Wisconsin Certification #: 405132750
Wisconsin DATCP Certification #: 105-444

This report shall not be reproduced, except in full,
without the written consent of Pace Analytical Services, Inc..

Pace Analytical®
www.pacelabs.com

Pace Analytical Services, Inc.
1241 Bellevue Street - Suite 9
Green Bay, WI 54302
(920)469-2436

SAMPLE SUMMARY

Project: CERMATICS
Pace Project No.: 4036336

Lab ID	Sample ID	Matrix	Date Collected	Date Received
4036336001	CM/MW1/0810	Water	08/26/10 12:20	08/28/10 08:30
4036336002	CM/MW2/0810	Water	08/26/10 10:50	08/28/10 08:30
4036336003	CM/MW3/0810	Water	08/26/10 11:20	08/28/10 08:30
4036336004	CM/MW4/0810	Water	08/26/10 11:54	08/28/10 08:30
4036336005	CM/MW5/0810	Water	08/26/10 11:15	08/28/10 08:30
4036336006	CM/MW6/0810	Water	08/26/10 12:20	08/28/10 08:30
4036336007	CM/MW7/0810	Water	08/26/10 11:48	08/28/10 08:30
4036336008	CM/PZ1/0810	Water	08/26/10 11:25	08/28/10 08:30

This report shall not be reproduced, except in full,
without the written consent of Pace Analytical Services, Inc.

ACCREDITED IN ACCORDANCE WITH nelac

Pace Analytical®
www.pacelabs.com

Pace Analytical Services, Inc.
1241 Bellevue Street - Suite 9
Green Bay, WI 54302
(920)469-2436

SAMPLE ANALYTE COUNT

Project: CERMATICS
Pace Project No.: 4036336

Lab ID	Sample ID	Method	Analysts	Analytes Reported	Laboratory
4036336001	CM/MW1/0810	EPA 8260	SMT	64	PASI-G
4036336002	CM/MW2/0810	EPA 8260	SMT	64	PASI-G
4036336003	CM/MW3/0810	EPA 8260	SMT	64	PASI-G
4036336004	CM/MW4/0810	EPA 8260	SMT	64	PASI-G
4036336005	CM/MW5/0810	EPA 8260	SMT	64	PASI-G
4036336006	CM/MW6/0810	EPA 8260	SMT	64	PASI-G
4036336007	CM/MW7/0810	EPA 8260	SMT	64	PASI-G
4036336008	CM/PZ1/0810	EPA 8260	SMT	64	PASI-G

This report shall not be reproduced, except in full,
without the written consent of Pace Analytical Services, Inc..

ACCREDITED IN ACCORDANCE WITH nelac

Pace Analytical®
www.pacelabs.com

Pace Analytical Services, Inc.
1241 Bellevue Street - Suite 9
Green Bay, WI 54302
(920)469-2436

ANALYTICAL RESULTS

Project: CERMATICS
Pace Project No.: 4036336

Sample: CM/MW1/0810 **Lab ID: 4036336001** Collected: 08/26/10 12:20 Received: 08/28/10 08:30 Matrix: Water

Parameters	Results	Units	LOQ	LOD	DF	Prepared	Analyzed	CAS No.	Qual
8260 MSV	Analytical Method: EPA 8260								
Benzene	<0.41	ug/L	1.0	0.41	1		09/01/10 11:16	71-43-2	
Bromobenzene	<0.82	ug/L	1.0	0.82	1		09/01/10 11:16	108-86-1	
Bromochloromethane	<0.97	ug/L	1.0	0.97	1		09/01/10 11:16	74-97-5	
Bromodichloromethane	<0.56	ug/L	1.0	0.56	1		09/01/10 11:16	75-27-4	
Bromoform	<0.94	ug/L	1.0	0.94	1		09/01/10 11:16	75-25-2	
Bromomethane	<0.91	ug/L	1.0	0.91	1		09/01/10 11:16	74-83-9	
n-Butylbenzene	<0.93	ug/L	1.0	0.93	1		09/01/10 11:16	104-51-8	
sec-Butylbenzene	<0.89	ug/L	5.0	0.89	1		09/01/10 11:16	135-98-8	
tert-Butylbenzene	<0.97	ug/L	1.0	0.97	1		09/01/10 11:16	98-06-6	
Carbon tetrachloride	<0.49	ug/L	1.0	0.49	1		09/01/10 11:16	56-23-5	
Chlorobenzene	<0.41	ug/L	1.0	0.41	1		09/01/10 11:16	108-90-7	
Chloroethane	<0.97	ug/L	1.0	0.97	1		09/01/10 11:16	75-00-3	
Chloroform	<1.3	ug/L	5.0	1.3	1		09/01/10 11:16	67-66-3	
Chloromethane	<0.24	ug/L	1.0	0.24	1		09/01/10 11:16	74-87-3	
2-Chlorotoluene	<0.85	ug/L	1.0	0.85	1		09/01/10 11:16	95-49-8	
4-Chlorotoluene	<0.74	ug/L	1.0	0.74	1		09/01/10 11:16	106-43-4	
1,2-Dibromo-3-chloropropane	<1.7	ug/L	5.0	1.7	1		09/01/10 11:16	96-12-8	
Dibromochloromethane	<0.81	ug/L	1.0	0.81	1		09/01/10 11:16	124-48-1	
1,2-Dibromoethane (EDB)	<0.56	ug/L	1.0	0.56	1		09/01/10 11:16	106-93-4	
Dibromomethane	<0.60	ug/L	1.0	0.60	1		09/01/10 11:16	74-95-3	
1,2-Dichlorobenzene	<0.83	ug/L	1.0	0.83	1		09/01/10 11:16	95-50-1	
1,3-Dichlorobenzene	<0.87	ug/L	1.0	0.87	1		09/01/10 11:16	541-73-1	
1,4-Dichlorobenzene	<0.95	ug/L	1.0	0.95	1		09/01/10 11:16	106-46-7	
Dichlorodifluoromethane	<0.99	ug/L	1.0	0.99	1		09/01/10 11:16	75-71-8	
1,1-Dichloroethane	<0.75	ug/L	1.0	0.75	1		09/01/10 11:16	75-34-3	
1,2-Dichloroethane	<0.36	ug/L	1.0	0.36	1		09/01/10 11:16	107-06-2	
1,1-Dichloroethene	<0.57	ug/L	1.0	0.57	1		09/01/10 11:16	75-35-4	
cis-1,2-Dichloroethene	<0.83	ug/L	1.0	0.83	1		09/01/10 11:16	156-59-2	
trans-1,2-Dichloroethene	<0.89	ug/L	1.0	0.89	1		09/01/10 11:16	156-60-5	
1,2-Dichloropropane	<0.49	ug/L	1.0	0.49	1		09/01/10 11:16	78-87-5	
1,3-Dichloropropane	<0.61	ug/L	1.0	0.61	1		09/01/10 11:16	142-28-9	
2,2-Dichloropropane	<0.62	ug/L	1.0	0.62	1		09/01/10 11:16	594-20-7	
1,1-Dichloropropene	<0.75	ug/L	1.0	0.75	1		09/01/10 11:16	563-58-6	
cis-1,3-Dichloropropene	<0.20	ug/L	1.0	0.20	1		09/01/10 11:16	10061-01-5	
trans-1,3-Dichloropropene	<0.19	ug/L	1.0	0.19	1		09/01/10 11:16	10061-02-6	
Diisopropyl ether	<0.76	ug/L	1.0	0.76	1		09/01/10 11:16	108-20-3	
Ethylbenzene	<0.54	ug/L	1.0	0.54	1		09/01/10 11:16	100-41-4	
Hexachloro-1,3-butadiene	<0.67	ug/L	5.0	0.67	1		09/01/10 11:16	87-68-3	
Isopropylbenzene (Cumene)	<0.59	ug/L	1.0	0.59	1		09/01/10 11:16	98-82-8	
p-Isopropyltoluene	<0.67	ug/L	1.0	0.67	1		09/01/10 11:16	99-87-6	
Methylene Chloride	<0.43	ug/L	1.0	0.43	1		09/01/10 11:16	75-09-2	
Methyl-tert-butyl ether	<0.61	ug/L	1.0	0.61	1		09/01/10 11:16	1634-04-4	
Naphthalene	<0.89	ug/L	5.0	0.89	1		09/01/10 11:16	91-20-3	
n-Propylbenzene	<0.81	ug/L	1.0	0.81	1		09/01/10 11:16	103-65-1	
Styrene	<0.86	ug/L	1.0	0.86	1		09/01/10 11:16	100-42-5	
1,1,1,2-Tetrachloroethane	<0.92	ug/L	1.0	0.92	1		09/01/10 11:16	630-20-6	

This report shall not be reproduced, except in full,
without the written consent of Pace Analytical Services, Inc..

nelac

Pace Analytical®
www.pacelabs.com

Pace Analytical Services, Inc.
1241 Bellevue Street - Suite 9
Green Bay, WI 54302
(920)469-2436

ANALYTICAL RESULTS

Project: CERMATICS
Pace Project No.: 4036336

Sample: CM/MW1/0810 **Lab ID: 4036336001** Collected: 08/26/10 12:20 Received: 08/28/10 08:30 Matrix: Water

Parameters	Results	Units	LOQ	LOD	DF	Prepared	Analyzed	CAS No.	Qual
8260 MSV	Analytical Method: EPA 8260								
1,1,2,2-Tetrachloroethane	<0.20	ug/L	1.0	0.20	1		09/01/10 11:16	79-34-5	
Tetrachloroethene	<0.45	ug/L	1.0	0.45	1		09/01/10 11:16	127-18-4	
Toluene	<0.67	ug/L	1.0	0.67	1		09/01/10 11:16	108-88-3	
1,2,3-Trichlorobenzene	<0.74	ug/L	1.0	0.74	1		09/01/10 11:16	87-61-6	
1,2,4-Trichlorobenzene	<0.97	ug/L	1.0	0.97	1		09/01/10 11:16	120-82-1	
1,1,1-Trichloroethane	1.9	ug/L	1.0	0.90	1		09/01/10 11:16	71-55-6	
1,1,2-Trichloroethane	<0.42	ug/L	1.0	0.42	1		09/01/10 11:16	79-00-5	
Trichloroethene	2.4	ug/L	1.0	0.48	1		09/01/10 11:16	79-01-6	
Trichlorofluoromethane	<0.79	ug/L	1.0	0.79	1		09/01/10 11:16	75-69-4	
1,2,3-Trichloropropane	<0.99	ug/L	1.0	0.99	1		09/01/10 11:16	96-18-4	
1,2,4-Trimethylbenzene	<0.97	ug/L	1.0	0.97	1		09/01/10 11:16	95-63-6	
1,3,5-Trimethylbenzene	<0.83	ug/L	1.0	0.83	1		09/01/10 11:16	108-67-8	
Vinyl chloride	<0.18	ug/L	1.0	0.18	1		09/01/10 11:16	75-01-4	
m&p-Xylene	<1.8	ug/L	2.0	1.8	1		09/01/10 11:16	179601-23-1	
o-Xylene	<0.83	ug/L	1.0	0.83	1		09/01/10 11:16	95-47-6	
4-Bromofluorobenzene (S)	91	%	69-130		1		09/01/10 11:16	460-00-4	
Dibromofluoromethane (S)	100	%	70-134		1		09/01/10 11:16	1868-53-7	pH
Toluene-d8 (S)	102	%	70-130		1		09/01/10 11:16	2037-26-5	

Sample: CM/MW2/0810 **Lab ID: 4036336002** Collected: 08/26/10 10:50 Received: 08/28/10 08:30 Matrix: Water

Parameters	Results	Units	LOQ	LOD	DF	Prepared	Analyzed	CAS No.	Qual
8260 MSV	Analytical Method: EPA 8260								
Benzene	<0.41	ug/L	1.0	0.41	1		09/01/10 12:47	71-43-2	
Bromobenzene	<0.82	ug/L	1.0	0.82	1		09/01/10 12:47	108-86-1	
Bromochloromethane	<0.97	ug/L	1.0	0.97	1		09/01/10 12:47	74-97-5	
Bromodichloromethane	<0.56	ug/L	1.0	0.56	1		09/01/10 12:47	75-27-4	
Bromoform	<0.94	ug/L	1.0	0.94	1		09/01/10 12:47	75-25-2	
Bromomethane	<0.91	ug/L	1.0	0.91	1		09/01/10 12:47	74-83-9	
n-Butylbenzene	<0.93	ug/L	1.0	0.93	1		09/01/10 12:47	104-51-8	
sec-Butylbenzene	<0.89	ug/L	5.0	0.89	1		09/01/10 12:47	135-98-8	
tert-Butylbenzene	<0.97	ug/L	1.0	0.97	1		09/01/10 12:47	98-06-6	
Carbon tetrachloride	<0.49	ug/L	1.0	0.49	1		09/01/10 12:47	56-23-5	
Chlorobenzene	<0.41	ug/L	1.0	0.41	1		09/01/10 12:47	108-90-7	
Chloroethane	<0.97	ug/L	1.0	0.97	1		09/01/10 12:47	75-00-3	
Chloroform	<1.3	ug/L	5.0	1.3	1		09/01/10 12:47	67-66-3	
Chloromethane	<0.24	ug/L	1.0	0.24	1		09/01/10 12:47	74-87-3	
2-Chlorotoluene	<0.85	ug/L	1.0	0.85	1		09/01/10 12:47	95-49-8	
4-Chlorotoluene	<0.74	ug/L	1.0	0.74	1		09/01/10 12:47	106-43-4	
1,2-Dibromo-3-chloropropane	<1.7	ug/L	5.0	1.7	1		09/01/10 12:47	96-12-8	
Dibromochloromethane	<0.81	ug/L	1.0	0.81	1		09/01/10 12:47	124-48-1	
1,2-Dibromoethane (EDB)	<0.56	ug/L	1.0	0.56	1		09/01/10 12:47	106-93-4	
Dibromomethane	<0.60	ug/L	1.0	0.60	1		09/01/10 12:47	74-95-3	

This report shall not be reproduced, except in full,
without the written consent of Pace Analytical Services, Inc..

nelac

Pace Analytical®
www.pacelabs.com

Pace Analytical Services, Inc.
1241 Bellevue Street - Suite 9
Green Bay, WI 54302
(920)469-2436

ANALYTICAL RESULTS

Project: CERMATICS
Pace Project No.: 4036336

Sample: CM/MW2/0810 **Lab ID: 4036336002** Collected: 08/26/10 10:50 Received: 08/28/10 08:30 Matrix: Water

Parameters	Results	Units	LOQ	LOD	DF	Prepared	Analyzed	CAS No.	Qual
8260 MSV	Analytical Method: EPA 8260								
1,2-Dichlorobenzene	**<0.83**	ug/L	1.0	0.83	1		09/01/10 12:47	95-50-1	
1,3-Dichlorobenzene	**<0.87**	ug/L	1.0	0.87	1		09/01/10 12:47	541-73-1	
1,4-Dichlorobenzene	**<0.95**	ug/L	1.0	0.95	1		09/01/10 12:47	106-46-7	
Dichlorodifluoromethane	**<0.99**	ug/L	1.0	0.99	1		09/01/10 12:47	75-71-8	
1,1-Dichloroethane	**1.7**	ug/L	1.0	0.75	1		09/01/10 12:47	75-34-3	
1,2-Dichloroethane	**<0.36**	ug/L	1.0	0.36	1		09/01/10 12:47	107-06-2	
1,1-Dichloroethene	**<0.57**	ug/L	1.0	0.57	1		09/01/10 12:47	75-35-4	
cis-1,2-Dichloroethene	**37.1**	ug/L	1.0	0.83	1		09/01/10 12:47	156-59-2	
trans-1,2-Dichloroethene	**1.2**	ug/L	1.0	0.89	1		09/01/10 12:47	156-60-5	
1,2-Dichloropropane	**<0.49**	ug/L	1.0	0.49	1		09/01/10 12:47	78-87-5	
1,3-Dichloropropane	**<0.61**	ug/L	1.0	0.61	1		09/01/10 12:47	142-28-9	
2,2-Dichloropropane	**<0.62**	ug/L	1.0	0.62	1		09/01/10 12:47	594-20-7	
1,1-Dichloropropene	**<0.75**	ug/L	1.0	0.75	1		09/01/10 12:47	563-58-6	
cis-1,3-Dichloropropene	**<0.20**	ug/L	1.0	0.20	1		09/01/10 12:47	10061-01-5	
trans-1,3-Dichloropropene	**<0.19**	ug/L	1.0	0.19	1		09/01/10 12:47	10061-02-6	
Diisopropyl ether	**<0.76**	ug/L	1.0	0.76	1		09/01/10 12:47	108-20-3	
Ethylbenzene	**<0.54**	ug/L	1.0	0.54	1		09/01/10 12:47	100-41-4	
Hexachloro-1,3-butadiene	**<0.67**	ug/L	5.0	0.67	1		09/01/10 12:47	87-68-3	
Isopropylbenzene (Cumene)	**<0.59**	ug/L	1.0	0.59	1		09/01/10 12:47	98-82-8	
p-Isopropyltoluene	**<0.67**	ug/L	1.0	0.67	1		09/01/10 12:47	99-87-6	
Methylene Chloride	**<0.43**	ug/L	1.0	0.43	1		09/01/10 12:47	75-09-2	
Methyl-tert-butyl ether	**<0.61**	ug/L	1.0	0.61	1		09/01/10 12:47	1634-04-4	
Naphthalene	**<0.89**	ug/L	5.0	0.89	1		09/01/10 12:47	91-20-3	
n-Propylbenzene	**<0.81**	ug/L	1.0	0.81	1		09/01/10 12:47	103-65-1	
Styrene	**<0.86**	ug/L	1.0	0.86	1		09/01/10 12:47	100-42-5	
1,1,1,2-Tetrachloroethane	**<0.92**	ug/L	1.0	0.92	1		09/01/10 12:47	630-20-6	
1,1,2,2-Tetrachloroethane	**<0.20**	ug/L	1.0	0.20	1		09/01/10 12:47	79-34-5	
Tetrachloroethene	**1.0**	ug/L	1.0	0.45	1		09/01/10 12:47	127-18-4	
Toluene	**<0.67**	ug/L	1.0	0.67	1		09/01/10 12:47	108-88-3	
1,2,3-Trichlorobenzene	**<0.74**	ug/L	1.0	0.74	1		09/01/10 12:47	87-61-6	
1,2,4-Trichlorobenzene	**<0.97**	ug/L	1.0	0.97	1		09/01/10 12:47	120-82-1	
1,1,1-Trichloroethane	**3.0**	ug/L	1.0	0.90	1		09/01/10 12:47	71-55-6	
1,1,2-Trichloroethane	**<0.42**	ug/L	1.0	0.42	1		09/01/10 12:47	79-00-5	
Trichloroethene	**22.0**	ug/L	1.0	0.48	1		09/01/10 12:47	79-01-6	
Trichlorofluoromethane	**<0.79**	ug/L	1.0	0.79	1		09/01/10 12:47	75-69-4	
1,2,3-Trichloropropane	**<0.99**	ug/L	1.0	0.99	1		09/01/10 12:47	96-18-4	
1,2,4-Trimethylbenzene	**<0.97**	ug/L	1.0	0.97	1		09/01/10 12:47	95-63-6	
1,3,5-Trimethylbenzene	**<0.83**	ug/L	1.0	0.83	1		09/01/10 12:47	108-67-8	
Vinyl chloride	**0.69J**	ug/L	1.0	0.18	1		09/01/10 12:47	75-01-4	
m&p-Xylene	**<1.8**	ug/L	2.0	1.8	1		09/01/10 12:47	179601-23-1	
o-Xylene	**<0.83**	ug/L	1.0	0.83	1		09/01/10 12:47	95-47-6	
4-Bromofluorobenzene (S)	89	%	69-130		1		09/01/10 12:47	460-00-4	
Dibromofluoromethane (S)	99	%	70-134		1		09/01/10 12:47	1868-53-7	pH
Toluene-d8 (S)	100	%	70-130		1		09/01/10 12:47	2037-26-5	

This report shall not be reproduced, except in full,
without the written consent of Pace Analytical Services, Inc..

nelac

Pace Analytical®
www.pacelabs.com

Pace Analytical Services, Inc.
1241 Bellevue Street - Suite 9
Green Bay, WI 54302
(920)469-2436

ANALYTICAL RESULTS

Project: CERMATICS
Pace Project No.: 4036336

Sample: CM/MW3/0810 **Lab ID: 4036336003** Collected: 08/26/10 11:20 Received: 08/28/10 08:30 Matrix: Water

Parameters	Results	Units	LOQ	LOD	DF	Prepared	Analyzed	CAS No.	Qual
8260 MSV	Analytical Method: EPA 8260								
Benzene	<0.41	ug/L	1.0	0.41	1		09/01/10 11:39	71-43-2	
Bromobenzene	<0.82	ug/L	1.0	0.82	1		09/01/10 11:39	108-86-1	
Bromochloromethane	<0.97	ug/L	1.0	0.97	1		09/01/10 11:39	74-97-5	
Bromodichloromethane	<0.56	ug/L	1.0	0.56	1		09/01/10 11:39	75-27-4	
Bromoform	<0.94	ug/L	1.0	0.94	1		09/01/10 11:39	75-25-2	
Bromomethane	<0.91	ug/L	1.0	0.91	1		09/01/10 11:39	74-83-9	
n-Butylbenzene	<0.93	ug/L	1.0	0.93	1		09/01/10 11:39	104-51-8	
sec-Butylbenzene	<0.89	ug/L	5.0	0.89	1		09/01/10 11:39	135-98-8	
tert-Butylbenzene	<0.97	ug/L	1.0	0.97	1		09/01/10 11:39	98-06-6	
Carbon tetrachloride	<0.49	ug/L	1.0	0.49	1		09/01/10 11:39	56-23-5	
Chlorobenzene	<0.41	ug/L	1.0	0.41	1		09/01/10 11:39	108-90-7	
Chloroethane	<0.97	ug/L	1.0	0.97	1		09/01/10 11:39	75-00-3	
Chloroform	<1.3	ug/L	5.0	1.3	1		09/01/10 11:39	67-66-3	
Chloromethane	<0.24	ug/L	1.0	0.24	1		09/01/10 11:39	74-87-3	
2-Chlorotoluene	<0.85	ug/L	1.0	0.85	1		09/01/10 11:39	95-49-8	
4-Chlorotoluene	<0.74	ug/L	1.0	0.74	1		09/01/10 11:39	106-43-4	
1,2-Dibromo-3-chloropropane	<1.7	ug/L	5.0	1.7	1		09/01/10 11:39	96-12-8	
Dibromochloromethane	<0.81	ug/L	1.0	0.81	1		09/01/10 11:39	124-48-1	
1,2-Dibromoethane (EDB)	<0.56	ug/L	1.0	0.56	1		09/01/10 11:39	106-93-4	
Dibromomethane	<0.60	ug/L	1.0	0.60	1		09/01/10 11:39	74-95-3	
1,2-Dichlorobenzene	<0.83	ug/L	1.0	0.83	1		09/01/10 11:39	95-50-1	
1,3-Dichlorobenzene	<0.87	ug/L	1.0	0.87	1		09/01/10 11:39	541-73-1	
1,4-Dichlorobenzene	<0.95	ug/L	1.0	0.95	1		09/01/10 11:39	106-46-7	
Dichlorodifluoromethane	<0.99	ug/L	1.0	0.99	1		09/01/10 11:39	75-71-8	
1,1-Dichloroethane	<0.75	ug/L	1.0	0.75	1		09/01/10 11:39	75-34-3	
1,2-Dichloroethane	<0.36	ug/L	1.0	0.36	1		09/01/10 11:39	107-06-2	
1,1-Dichloroethene	<0.57	ug/L	1.0	0.57	1		09/01/10 11:39	75-35-4	
cis-1,2-Dichloroethene	2.1	ug/L	1.0	0.83	1		09/01/10 11:39	156-59-2	
trans-1,2-Dichloroethene	<0.89	ug/L	1.0	0.89	1		09/01/10 11:39	156-60-5	
1,2-Dichloropropane	<0.49	ug/L	1.0	0.49	1		09/01/10 11:39	78-87-5	
1,3-Dichloropropane	<0.61	ug/L	1.0	0.61	1		09/01/10 11:39	142-28-9	
2,2-Dichloropropane	<0.62	ug/L	1.0	0.62	1		09/01/10 11:39	594-20-7	
1,1-Dichloropropene	<0.75	ug/L	1.0	0.75	1		09/01/10 11:39	563-58-6	
cis-1,3-Dichloropropene	<0.20	ug/L	1.0	0.20	1		09/01/10 11:39	10061-01-5	
trans-1,3-Dichloropropene	<0.19	ug/L	1.0	0.19	1		09/01/10 11:39	10061-02-6	
Diisopropyl ether	<0.76	ug/L	1.0	0.76	1		09/01/10 11:39	108-20-3	
Ethylbenzene	<0.54	ug/L	1.0	0.54	1		09/01/10 11:39	100-41-4	
Hexachloro-1,3-butadiene	<0.67	ug/L	5.0	0.67	1		09/01/10 11:39	87-68-3	
Isopropylbenzene (Cumene)	<0.59	ug/L	1.0	0.59	1		09/01/10 11:39	98-82-8	
p-Isopropyltoluene	<0.67	ug/L	1.0	0.67	1		09/01/10 11:39	99-87-6	
Methylene Chloride	<0.43	ug/L	1.0	0.43	1		09/01/10 11:39	75-09-2	
Methyl-tert-butyl ether	<0.61	ug/L	1.0	0.61	1		09/01/10 11:39	1634-04-4	
Naphthalene	<0.89	ug/L	5.0	0.89	1		09/01/10 11:39	91-20-3	
n-Propylbenzene	<0.81	ug/L	1.0	0.81	1		09/01/10 11:39	103-65-1	
Styrene	<0.86	ug/L	1.0	0.86	1		09/01/10 11:39	100-42-5	
1,1,1,2-Tetrachloroethane	<0.92	ug/L	1.0	0.92	1		09/01/10 11:39	630-20-6	

This report shall not be reproduced, except in full,
without the written consent of Pace Analytical Services, Inc..

nelac

Pace Analytical®
www.pacelabs.com

Pace Analytical Services, Inc.
1241 Bellevue Street - Suite 9
Green Bay, WI 54302
(920)469-2436

ANALYTICAL RESULTS

Project: CERMATICS
Pace Project No.: 4036336

Sample: CM/MW3/0810 **Lab ID: 4036336003** Collected: 08/26/10 11:20 Received: 08/28/10 08:30 Matrix: Water

Parameters	Results	Units	LOQ	LOD	DF	Prepared	Analyzed	CAS No.	Qual
8260 MSV	Analytical Method: EPA 8260								
1,1,2,2-Tetrachloroethane	**<0.20**	ug/L	1.0	0.20	1		09/01/10 11:39	79-34-5	
Tetrachloroethene	**<0.45**	ug/L	1.0	0.45	1		09/01/10 11:39	127-18-4	
Toluene	**<0.67**	ug/L	1.0	0.67	1		09/01/10 11:39	108-88-3	
1,2,3-Trichlorobenzene	**<0.74**	ug/L	1.0	0.74	1		09/01/10 11:39	87-61-6	
1,2,4-Trichlorobenzene	**<0.97**	ug/L	1.0	0.97	1		09/01/10 11:39	120-82-1	
1,1,1-Trichloroethane	**<0.90**	ug/L	1.0	0.90	1		09/01/10 11:39	71-55-6	
1,1,2-Trichloroethane	**<0.42**	ug/L	1.0	0.42	1		09/01/10 11:39	79-00-5	
Trichloroethene	**<0.48**	ug/L	1.0	0.48	1		09/01/10 11:39	79-01-6	
Trichlorofluoromethane	**<0.79**	ug/L	1.0	0.79	1		09/01/10 11:39	75-69-4	
1,2,3-Trichloropropane	**<0.99**	ug/L	1.0	0.99	1		09/01/10 11:39	96-18-4	
1,2,4-Trimethylbenzene	**<0.97**	ug/L	1.0	0.97	1		09/01/10 11:39	95-63-6	
1,3,5-Trimethylbenzene	**<0.83**	ug/L	1.0	0.83	1		09/01/10 11:39	108-67-8	
Vinyl chloride	**<0.18**	ug/L	1.0	0.18	1		09/01/10 11:39	75-01-4	
m&p-Xylene	**<1.8**	ug/L	2.0	1.8	1		09/01/10 11:39	179601-23-1	
o-Xylene	**<0.83**	ug/L	1.0	0.83	1		09/01/10 11:39	95-47-6	
4-Bromofluorobenzene (S)	90	%	69-130		1		09/01/10 11:39	460-00-4	
Dibromofluoromethane (S)	102	%	70-134		1		09/01/10 11:39	1868-53-7	
Toluene-d8 (S)	102	%	70-130		1		09/01/10 11:39	2037-26-5	

Sample: CM/MW4/0810 **Lab ID: 4036336004** Collected: 08/26/10 11:54 Received: 08/28/10 08:30 Matrix: Water

Parameters	Results	Units	LOQ	LOD	DF	Prepared	Analyzed	CAS No.	Qual
8260 MSV	Analytical Method: EPA 8260								
Benzene	**<0.41**	ug/L	1.0	0.41	1		09/01/10 07:53	71-43-2	
Bromobenzene	**<0.82**	ug/L	1.0	0.82	1		09/01/10 07:53	108-86-1	
Bromochloromethane	**<0.97**	ug/L	1.0	0.97	1		09/01/10 07:53	74-97-5	
Bromodichloromethane	**<0.56**	ug/L	1.0	0.56	1		09/01/10 07:53	75-27-4	
Bromoform	**<0.94**	ug/L	1.0	0.94	1		09/01/10 07:53	75-25-2	
Bromomethane	**<0.91**	ug/L	1.0	0.91	1		09/01/10 07:53	74-83-9	
n-Butylbenzene	**<0.93**	ug/L	1.0	0.93	1		09/01/10 07:53	104-51-8	
sec-Butylbenzene	**<0.89**	ug/L	5.0	0.89	1		09/01/10 07:53	135-98-8	
tert-Butylbenzene	**<0.97**	ug/L	1.0	0.97	1		09/01/10 07:53	98-06-6	
Carbon tetrachloride	**<0.49**	ug/L	1.0	0.49	1		09/01/10 07:53	56-23-5	
Chlorobenzene	**<0.41**	ug/L	1.0	0.41	1		09/01/10 07:53	108-90-7	
Chloroethane	**<0.97**	ug/L	1.0	0.97	1		09/01/10 07:53	75-00-3	
Chloroform	**<1.3**	ug/L	5.0	1.3	1		09/01/10 07:53	67-66-3	
Chloromethane	**<0.24**	ug/L	1.0	0.24	1		09/01/10 07:53	74-87-3	
2-Chlorotoluene	**<0.85**	ug/L	1.0	0.85	1		09/01/10 07:53	95-49-8	
4-Chlorotoluene	**<0.74**	ug/L	1.0	0.74	1		09/01/10 07:53	106-43-4	
1,2-Dibromo-3-chloropropane	**<1.7**	ug/L	5.0	1.7	1		09/01/10 07:53	96-12-8	
Dibromochloromethane	**<0.81**	ug/L	1.0	0.81	1		09/01/10 07:53	124-48-1	
1,2-Dibromoethane (EDB)	**<0.56**	ug/L	1.0	0.56	1		09/01/10 07:53	106-93-4	
Dibromomethane	**<0.60**	ug/L	1.0	0.60	1		09/01/10 07:53	74-95-3	

This report shall not be reproduced, except in full,
without the written consent of Pace Analytical Services, Inc..

nelac

Pace Analytical®
www.pacelabs.com

Pace Analytical Services, Inc.
1241 Bellevue Street - Suite 9
Green Bay, WI 54302
(920)469-2436

ANALYTICAL RESULTS

Project: CERMATICS
Pace Project No.: 4036336

Sample: CM/MW4/0810 **Lab ID: 4036336004** Collected: 08/26/10 11:54 Received: 08/28/10 08:30 Matrix: Water

Parameters	Results	Units	LOQ	LOD	DF	Prepared	Analyzed	CAS No.	Qual
8260 MSV	Analytical Method: EPA 8260								
1,2-Dichlorobenzene	**<0.83**	ug/L	1.0	0.83	1		09/01/10 07:53	95-50-1	
1,3-Dichlorobenzene	**<0.87**	ug/L	1.0	0.87	1		09/01/10 07:53	541-73-1	
1,4-Dichlorobenzene	**<0.95**	ug/L	1.0	0.95	1		09/01/10 07:53	106-46-7	
Dichlorodifluoromethane	**1.1**	ug/L	1.0	0.99	1		09/01/10 07:53	75-71-8	
1,1-Dichloroethane	**0.84J**	ug/L	1.0	0.75	1		09/01/10 07:53	75-34-3	
1,2-Dichloroethane	**<0.36**	ug/L	1.0	0.36	1		09/01/10 07:53	107-06-2	
1,1-Dichloroethene	**<0.57**	ug/L	1.0	0.57	1		09/01/10 07:53	75-35-4	
cis-1,2-Dichloroethene	**14.9**	ug/L	1.0	0.83	1		09/01/10 07:53	156-59-2	
trans-1,2-Dichloroethene	**<0.89**	ug/L	1.0	0.89	1		09/01/10 07:53	156-60-5	
1,2-Dichloropropane	**<0.49**	ug/L	1.0	0.49	1		09/01/10 07:53	78-87-5	
1,3-Dichloropropane	**<0.61**	ug/L	1.0	0.61	1		09/01/10 07:53	142-28-9	
2,2-Dichloropropane	**<0.62**	ug/L	1.0	0.62	1		09/01/10 07:53	594-20-7	
1,1-Dichloropropene	**<0.75**	ug/L	1.0	0.75	1		09/01/10 07:53	563-58-6	
cis-1,3-Dichloropropene	**<0.20**	ug/L	1.0	0.20	1		09/01/10 07:53	10061-01-5	
trans-1,3-Dichloropropene	**<0.19**	ug/L	1.0	0.19	1		09/01/10 07:53	10061-02-6	
Diisopropyl ether	**<0.76**	ug/L	1.0	0.76	1		09/01/10 07:53	108-20-3	
Ethylbenzene	**<0.54**	ug/L	1.0	0.54	1		09/01/10 07:53	100-41-4	
Hexachloro-1,3-butadiene	**<0.67**	ug/L	5.0	0.67	1		09/01/10 07:53	87-68-3	
Isopropylbenzene (Cumene)	**<0.59**	ug/L	1.0	0.59	1		09/01/10 07:53	98-82-8	
p-Isopropyltoluene	**<0.67**	ug/L	1.0	0.67	1		09/01/10 07:53	99-87-6	
Methylene Chloride	**<0.43**	ug/L	1.0	0.43	1		09/01/10 07:53	75-09-2	
Methyl-tert-butyl ether	**<0.61**	ug/L	1.0	0.61	1		09/01/10 07:53	1634-04-4	
Naphthalene	**<0.89**	ug/L	5.0	0.89	1		09/01/10 07:53	91-20-3	
n-Propylbenzene	**<0.81**	ug/L	1.0	0.81	1		09/01/10 07:53	103-65-1	
Styrene	**<0.86**	ug/L	1.0	0.86	1		09/01/10 07:53	100-42-5	
1,1,1,2-Tetrachloroethane	**<0.92**	ug/L	1.0	0.92	1		09/01/10 07:53	630-20-6	
1,1,2,2-Tetrachloroethane	**<0.20**	ug/L	1.0	0.20	1		09/01/10 07:53	79-34-5	
Tetrachloroethene	**<0.45**	ug/L	1.0	0.45	1		09/01/10 07:53	127-18-4	
Toluene	**<0.67**	ug/L	1.0	0.67	1		09/01/10 07:53	108-88-3	
1,2,3-Trichlorobenzene	**<0.74**	ug/L	1.0	0.74	1		09/01/10 07:53	87-61-6	
1,2,4-Trichlorobenzene	**<0.97**	ug/L	1.0	0.97	1		09/01/10 07:53	120-82-1	
1,1,1-Trichloroethane	**<0.90**	ug/L	1.0	0.90	1		09/01/10 07:53	71-55-6	
1,1,2-Trichloroethane	**<0.42**	ug/L	1.0	0.42	1		09/01/10 07:53	79-00-5	
Trichloroethene	**8.8**	ug/L	1.0	0.48	1		09/01/10 07:53	79-01-6	
Trichlorofluoromethane	**<0.79**	ug/L	1.0	0.79	1		09/01/10 07:53	75-69-4	
1,2,3-Trichloropropane	**<0.99**	ug/L	1.0	0.99	1		09/01/10 07:53	96-18-4	
1,2,4-Trimethylbenzene	**<0.97**	ug/L	1.0	0.97	1		09/01/10 07:53	95-63-6	
1,3,5-Trimethylbenzene	**<0.83**	ug/L	1.0	0.83	1		09/01/10 07:53	108-67-8	
Vinyl chloride	**<0.18**	ug/L	1.0	0.18	1		09/01/10 07:53	75-01-4	
m&p-Xylene	**<1.8**	ug/L	2.0	1.8	1		09/01/10 07:53	179601-23-1	
o-Xylene	**<0.83**	ug/L	1.0	0.83	1		09/01/10 07:53	95-47-6	
4-Bromofluorobenzene (S)	90	%	69-130		1		09/01/10 07:53	460-00-4	
Dibromofluoromethane (S)	96	%	70-134		1		09/01/10 07:53	1868-53-7	
Toluene-d8 (S)	101	%	70-130		1		09/01/10 07:53	2037-26-5	

This report shall not be reproduced, except in full,
without the written consent of Pace Analytical Services, Inc..

ACCREDITED IN ACCORDANCE WITH nelac

Pace Analytical®
www.pacelabs.com

Pace Analytical Services, Inc.
1241 Bellevue Street - Suite 9
Green Bay, WI 54302
(920)469-2436

ANALYTICAL RESULTS

Project: CERMATICS
Pace Project No.: 4036336

Sample: CM/MW5/0810 **Lab ID: 4036336005** Collected: 08/26/10 11:15 Received: 08/28/10 08:30 Matrix: Water

Parameters	Results	Units	LOQ	LOD	DF	Prepared	Analyzed	CAS No.	Qual
8260 MSV	Analytical Method: EPA 8260								
Benzene	**<0.41**	ug/L	1.0	0.41	1		09/01/10 13:09	71-43-2	
Bromobenzene	**<0.82**	ug/L	1.0	0.82	1		09/01/10 13:09	108-86-1	
Bromochloromethane	**<0.97**	ug/L	1.0	0.97	1		09/01/10 13:09	74-97-5	
Bromodichloromethane	**<0.56**	ug/L	1.0	0.56	1		09/01/10 13:09	75-27-4	
Bromoform	**<0.94**	ug/L	1.0	0.94	1		09/01/10 13:09	75-25-2	
Bromomethane	**<0.91**	ug/L	1.0	0.91	1		09/01/10 13:09	74-83-9	
n-Butylbenzene	**<0.93**	ug/L	1.0	0.93	1		09/01/10 13:09	104-51-8	
sec-Butylbenzene	**<0.89**	ug/L	5.0	0.89	1		09/01/10 13:09	135-98-8	
tert-Butylbenzene	**<0.97**	ug/L	1.0	0.97	1		09/01/10 13:09	98-06-6	
Carbon tetrachloride	**<0.49**	ug/L	1.0	0.49	1		09/01/10 13:09	56-23-5	
Chlorobenzene	**<0.41**	ug/L	1.0	0.41	1		09/01/10 13:09	108-90-7	
Chloroethane	**<0.97**	ug/L	1.0	0.97	1		09/01/10 13:09	75-00-3	
Chloroform	**<1.3**	ug/L	5.0	1.3	1		09/01/10 13:09	67-66-3	
Chloromethane	**0.31J**	ug/L	1.0	0.24	1		09/01/10 13:09	74-87-3	
2-Chlorotoluene	**<0.85**	ug/L	1.0	0.85	1		09/01/10 13:09	95-49-8	
4-Chlorotoluene	**<0.74**	ug/L	1.0	0.74	1		09/01/10 13:09	106-43-4	
1,2-Dibromo-3-chloropropane	**<1.7**	ug/L	5.0	1.7	1		09/01/10 13:09	96-12-8	
Dibromochloromethane	**<0.81**	ug/L	1.0	0.81	1		09/01/10 13:09	124-48-1	
1,2-Dibromoethane (EDB)	**<0.56**	ug/L	1.0	0.56	1		09/01/10 13:09	106-93-4	
Dibromomethane	**<0.60**	ug/L	1.0	0.60	1		09/01/10 13:09	74-95-3	
1,2-Dichlorobenzene	**<0.83**	ug/L	1.0	0.83	1		09/01/10 13:09	95-50-1	
1,3-Dichlorobenzene	**<0.87**	ug/L	1.0	0.87	1		09/01/10 13:09	541-73-1	
1,4-Dichlorobenzene	**<0.95**	ug/L	1.0	0.95	1		09/01/10 13:09	106-46-7	
Dichlorodifluoromethane	**3.1**	ug/L	1.0	0.99	1		09/01/10 13:09	75-71-8	
1,1-Dichloroethane	**2.0**	ug/L	1.0	0.75	1		09/01/10 13:09	75-34-3	
1,2-Dichloroethane	**<0.36**	ug/L	1.0	0.36	1		09/01/10 13:09	107-06-2	
1,1-Dichloroethene	**<0.57**	ug/L	1.0	0.57	1		09/01/10 13:09	75-35-4	
cis-1,2-Dichloroethene	**51.1**	ug/L	1.0	0.83	1		09/01/10 13:09	156-59-2	
trans-1,2-Dichloroethene	**<0.89**	ug/L	1.0	0.89	1		09/01/10 13:09	156-60-5	
1,2-Dichloropropane	**<0.49**	ug/L	1.0	0.49	1		09/01/10 13:09	78-87-5	
1,3-Dichloropropane	**<0.61**	ug/L	1.0	0.61	1		09/01/10 13:09	142-28-9	
2,2-Dichloropropane	**<0.62**	ug/L	1.0	0.62	1		09/01/10 13:09	594-20-7	
1,1-Dichloropropene	**<0.75**	ug/L	1.0	0.75	1		09/01/10 13:09	563-58-6	
cis-1,3-Dichloropropene	**<0.20**	ug/L	1.0	0.20	1		09/01/10 13:09	10061-01-5	
trans-1,3-Dichloropropene	**<0.19**	ug/L	1.0	0.19	1		09/01/10 13:09	10061-02-6	
Diisopropyl ether	**<0.76**	ug/L	1.0	0.76	1		09/01/10 13:09	108-20-3	
Ethylbenzene	**<0.54**	ug/L	1.0	0.54	1		09/01/10 13:09	100-41-4	
Hexachloro-1,3-butadiene	**<0.67**	ug/L	5.0	0.67	1		09/01/10 13:09	87-68-3	
Isopropylbenzene (Cumene)	**<0.59**	ug/L	1.0	0.59	1		09/01/10 13:09	98-82-8	
p-Isopropyltoluene	**<0.67**	ug/L	1.0	0.67	1		09/01/10 13:09	99-87-6	
Methylene Chloride	**<0.43**	ug/L	1.0	0.43	1		09/01/10 13:09	75-09-2	
Methyl-tert-butyl ether	**<0.61**	ug/L	1.0	0.61	1		09/01/10 13:09	1634-04-4	
Naphthalene	**<0.89**	ug/L	5.0	0.89	1		09/01/10 13:09	91-20-3	
n-Propylbenzene	**<0.81**	ug/L	1.0	0.81	1		09/01/10 13:09	103-65-1	
Styrene	**<0.86**	ug/L	1.0	0.86	1		09/01/10 13:09	100-42-5	
1,1,1,2-Tetrachloroethane	**<0.92**	ug/L	1.0	0.92	1		09/01/10 13:09	630-20-6	

This report shall not be reproduced, except in full,
without the written consent of Pace Analytical Services, Inc.

nelac

Pace Analytical®
www.pacelabs.com

Pace Analytical Services, Inc.
1241 Bellevue Street - Suite 9
Green Bay, WI 54302
(920)469-2436

ANALYTICAL RESULTS

Project: CERMATICS
Pace Project No.: 4036336

Sample: CM/MW5/0810 **Lab ID: 4036336005** Collected: 08/26/10 11:15 Received: 08/28/10 08:30 Matrix: Water

Parameters	Results	Units	LOQ	LOD	DF	Prepared	Analyzed	CAS No.	Qual
8260 MSV	Analytical Method: EPA 8260								
1,1,2,2-Tetrachloroethane	<0.20	ug/L	1.0	0.20	1		09/01/10 13:09	79-34-5	
Tetrachloroethene	1.3	ug/L	1.0	0.45	1		09/01/10 13:09	127-18-4	
Toluene	<0.67	ug/L	1.0	0.67	1		09/01/10 13:09	108-88-3	
1,2,3-Trichlorobenzene	<0.74	ug/L	1.0	0.74	1		09/01/10 13:09	87-61-6	
1,2,4-Trichlorobenzene	<0.97	ug/L	1.0	0.97	1		09/01/10 13:09	120-82-1	
1,1,1-Trichloroethane	<0.90	ug/L	1.0	0.90	1		09/01/10 13:09	71-55-6	
1,1,2-Trichloroethane	<0.42	ug/L	1.0	0.42	1		09/01/10 13:09	79-00-5	
Trichloroethene	10.9	ug/L	1.0	0.48	1		09/01/10 13:09	79-01-6	
Trichlorofluoromethane	<0.79	ug/L	1.0	0.79	1		09/01/10 13:09	75-69-4	
1,2,3-Trichloropropane	<0.99	ug/L	1.0	0.99	1		09/01/10 13:09	96-18-4	
1,2,4-Trimethylbenzene	3.0	ug/L	1.0	0.97	1		09/01/10 13:09	95-63-6	
1,3,5-Trimethylbenzene	1.4	ug/L	1.0	0.83	1		09/01/10 13:09	108-67-8	
Vinyl chloride	3.6	ug/L	1.0	0.18	1		09/01/10 13:09	75-01-4	
m&p-Xylene	<1.8	ug/L	2.0	1.8	1		09/01/10 13:09	179601-23-1	
o-Xylene	<0.83	ug/L	1.0	0.83	1		09/01/10 13:09	95-47-6	
4-Bromofluorobenzene (S)	89	%	69-130		1		09/01/10 13:09	460-00-4	
Dibromofluoromethane (S)	100	%	70-134		1		09/01/10 13:09	1868-53-7	
Toluene-d8 (S)	101	%	70-130		1		09/01/10 13:09	2037-26-5	

Sample: CM/MW6/0810 **Lab ID: 4036336006** Collected: 08/26/10 12:20 Received: 08/28/10 08:30 Matrix: Water

Parameters	Results	Units	LOQ	LOD	DF	Prepared	Analyzed	CAS No.	Qual
8260 MSV	Analytical Method: EPA 8260								
Benzene	<0.41	ug/L	1.0	0.41	1		09/01/10 12:01	71-43-2	
Bromobenzene	<0.82	ug/L	1.0	0.82	1		09/01/10 12:01	108-86-1	
Bromochloromethane	<0.97	ug/L	1.0	0.97	1		09/01/10 12:01	74-97-5	
Bromodichloromethane	<0.56	ug/L	1.0	0.56	1		09/01/10 12:01	75-27-4	
Bromoform	<0.94	ug/L	1.0	0.94	1		09/01/10 12:01	75-25-2	
Bromomethane	<0.91	ug/L	1.0	0.91	1		09/01/10 12:01	74-83-9	
n-Butylbenzene	<0.93	ug/L	1.0	0.93	1		09/01/10 12:01	104-51-8	
sec-Butylbenzene	<0.89	ug/L	5.0	0.89	1		09/01/10 12:01	135-98-8	
tert-Butylbenzene	<0.97	ug/L	1.0	0.97	1		09/01/10 12:01	98-06-6	
Carbon tetrachloride	<0.49	ug/L	1.0	0.49	1		09/01/10 12:01	56-23-5	
Chlorobenzene	<0.41	ug/L	1.0	0.41	1		09/01/10 12:01	108-90-7	
Chloroethane	<0.97	ug/L	1.0	0.97	1		09/01/10 12:01	75-00-3	
Chloroform	<1.3	ug/L	5.0	1.3	1		09/01/10 12:01	67-66-3	
Chloromethane	<0.24	ug/L	1.0	0.24	1		09/01/10 12:01	74-87-3	
2-Chlorotoluene	<0.85	ug/L	1.0	0.85	1		09/01/10 12:01	95-49-8	
4-Chlorotoluene	<0.74	ug/L	1.0	0.74	1		09/01/10 12:01	106-43-4	
1,2-Dibromo-3-chloropropane	<1.7	ug/L	5.0	1.7	1		09/01/10 12:01	96-12-8	
Dibromochloromethane	<0.81	ug/L	1.0	0.81	1		09/01/10 12:01	124-48-1	
1,2-Dibromoethane (EDB)	<0.56	ug/L	1.0	0.56	1		09/01/10 12:01	106-93-4	
Dibromomethane	<0.60	ug/L	1.0	0.60	1		09/01/10 12:01	74-95-3	

This report shall not be reproduced, except in full,
without the written consent of Pace Analytical Services, Inc.

ACCREDITED IN ACCORDANCE WITH nelac

Pace Analytical®
www.pacelabs.com

Pace Analytical Services, Inc.
1241 Bellevue Street - Suite 9
Green Bay, WI 54302
(920)469-2436

ANALYTICAL RESULTS

Project: CERMATICS
Pace Project No.: 4036336

Sample: CM/MW6/0810 **Lab ID: 4036336006** Collected: 08/26/10 12:20 Received: 08/28/10 08:30 Matrix: Water

Parameters	Results	Units	LOQ	LOD	DF	Prepared	Analyzed	CAS No.	Qual
8260 MSV	Analytical Method: EPA 8260								
1,2-Dichlorobenzene	**<0.83**	ug/L	1.0	0.83	1		09/01/10 12:01	95-50-1	
1,3-Dichlorobenzene	**<0.87**	ug/L	1.0	0.87	1		09/01/10 12:01	541-73-1	
1,4-Dichlorobenzene	**<0.95**	ug/L	1.0	0.95	1		09/01/10 12:01	106-46-7	
Dichlorodifluoromethane	**<0.99**	ug/L	1.0	0.99	1		09/01/10 12:01	75-71-8	
1,1-Dichloroethane	**<0.75**	ug/L	1.0	0.75	1		09/01/10 12:01	75-34-3	
1,2-Dichloroethane	**<0.36**	ug/L	1.0	0.36	1		09/01/10 12:01	107-06-2	
1,1-Dichloroethene	**<0.57**	ug/L	1.0	0.57	1		09/01/10 12:01	75-35-4	
cis-1,2-Dichloroethene	**<0.83**	ug/L	1.0	0.83	1		09/01/10 12:01	156-59-2	
trans-1,2-Dichloroethene	**<0.89**	ug/L	1.0	0.89	1		09/01/10 12:01	156-60-5	
1,2-Dichloropropane	**<0.49**	ug/L	1.0	0.49	1		09/01/10 12:01	78-87-5	
1,3-Dichloropropane	**<0.61**	ug/L	1.0	0.61	1		09/01/10 12:01	142-28-9	
2,2-Dichloropropane	**<0.62**	ug/L	1.0	0.62	1		09/01/10 12:01	594-20-7	
1,1-Dichloropropene	**<0.75**	ug/L	1.0	0.75	1		09/01/10 12:01	563-58-6	
cis-1,3-Dichloropropene	**<0.20**	ug/L	1.0	0.20	1		09/01/10 12:01	10061-01-5	
trans-1,3-Dichloropropene	**<0.19**	ug/L	1.0	0.19	1		09/01/10 12:01	10061-02-6	
Diisopropyl ether	**<0.76**	ug/L	1.0	0.76	1		09/01/10 12:01	108-20-3	
Ethylbenzene	**<0.54**	ug/L	1.0	0.54	1		09/01/10 12:01	100-41-4	
Hexachloro-1,3-butadiene	**<0.67**	ug/L	5.0	0.67	1		09/01/10 12:01	87-68-3	
Isopropylbenzene (Cumene)	**<0.59**	ug/L	1.0	0.59	1		09/01/10 12:01	98-82-8	
p-Isopropyltoluene	**<0.67**	ug/L	1.0	0.67	1		09/01/10 12:01	99-87-6	
Methylene Chloride	**<0.43**	ug/L	1.0	0.43	1		09/01/10 12:01	75-09-2	
Methyl-tert-butyl ether	**<0.61**	ug/L	1.0	0.61	1		09/01/10 12:01	1634-04-4	
Naphthalene	**<0.89**	ug/L	5.0	0.89	1		09/01/10 12:01	91-20-3	
n-Propylbenzene	**<0.81**	ug/L	1.0	0.81	1		09/01/10 12:01	103-65-1	
Styrene	**<0.86**	ug/L	1.0	0.86	1		09/01/10 12:01	100-42-5	
1,1,1,2-Tetrachloroethane	**<0.92**	ug/L	1.0	0.92	1		09/01/10 12:01	630-20-6	
1,1,2,2-Tetrachloroethane	**<0.20**	ug/L	1.0	0.20	1		09/01/10 12:01	79-34-5	
Tetrachloroethene	**<0.45**	ug/L	1.0	0.45	1		09/01/10 12:01	127-18-4	
Toluene	**<0.67**	ug/L	1.0	0.67	1		09/01/10 12:01	108-88-3	
1,2,3-Trichlorobenzene	**<0.74**	ug/L	1.0	0.74	1		09/01/10 12:01	87-61-6	
1,2,4-Trichlorobenzene	**<0.97**	ug/L	1.0	0.97	1		09/01/10 12:01	120-82-1	
1,1,1-Trichloroethane	**<0.90**	ug/L	1.0	0.90	1		09/01/10 12:01	71-55-6	
1,1,2-Trichloroethane	**<0.42**	ug/L	1.0	0.42	1		09/01/10 12:01	79-00-5	
Trichloroethene	**<0.48**	ug/L	1.0	0.48	1		09/01/10 12:01	79-01-6	
Trichlorofluoromethane	**<0.79**	ug/L	1.0	0.79	1		09/01/10 12:01	75-69-4	
1,2,3-Trichloropropane	**<0.99**	ug/L	1.0	0.99	1		09/01/10 12:01	96-18-4	
1,2,4-Trimethylbenzene	**<0.97**	ug/L	1.0	0.97	1		09/01/10 12:01	95-63-6	
1,3,5-Trimethylbenzene	**<0.83**	ug/L	1.0	0.83	1		09/01/10 12:01	108-67-8	
Vinyl chloride	**<0.18**	ug/L	1.0	0.18	1		09/01/10 12:01	75-01-4	
m&p-Xylene	**<1.8**	ug/L	2.0	1.8	1		09/01/10 12:01	179601-23-1	
o-Xylene	**<0.83**	ug/L	1.0	0.83	1		09/01/10 12:01	95-47-6	
4-Bromofluorobenzene (S)	88	%	69-130		1		09/01/10 12:01	460-00-4	
Dibromofluoromethane (S)	101	%	70-134		1		09/01/10 12:01	1868-53-7	pH
Toluene-d8 (S)	100	%	70-130		1		09/01/10 12:01	2037-26-5	

This report shall not be reproduced, except in full,
without the written consent of Pace Analytical Services, Inc..

nelac

Pace Analytical®
www.pacelabs.com

Pace Analytical Services, Inc.
1241 Bellevue Street - Suite 9
Green Bay, WI 54302
(920)469-2436

ANALYTICAL RESULTS

Project: CERMATICS
Pace Project No.: 4036336

Sample: CM/MW7/0810 **Lab ID: 4036336007** Collected: 08/26/10 11:48 Received: 08/28/10 08:30 Matrix: Water

Parameters	Results	Units	LOQ	LOD	DF	Prepared	Analyzed	CAS No.	Qual
8260 MSV	Analytical Method: EPA 8260								
Benzene	**<0.41**	ug/L	1.0	0.41	1		09/01/10 13:32	71-43-2	
Bromobenzene	**<0.82**	ug/L	1.0	0.82	1		09/01/10 13:32	108-86-1	
Bromochloromethane	**<0.97**	ug/L	1.0	0.97	1		09/01/10 13:32	74-97-5	
Bromodichloromethane	**<0.56**	ug/L	1.0	0.56	1		09/01/10 13:32	75-27-4	
Bromoform	**<0.94**	ug/L	1.0	0.94	1		09/01/10 13:32	75-25-2	
Bromomethane	**<0.91**	ug/L	1.0	0.91	1		09/01/10 13:32	74-83-9	
n-Butylbenzene	**<0.93**	ug/L	1.0	0.93	1		09/01/10 13:32	104-51-8	
sec-Butylbenzene	**<0.89**	ug/L	5.0	0.89	1		09/01/10 13:32	135-98-8	
tert-Butylbenzene	**<0.97**	ug/L	1.0	0.97	1		09/01/10 13:32	98-06-6	
Carbon tetrachloride	**<0.49**	ug/L	1.0	0.49	1		09/01/10 13:32	56-23-5	
Chlorobenzene	**<0.41**	ug/L	1.0	0.41	1		09/01/10 13:32	108-90-7	
Chloroethane	**<0.97**	ug/L	1.0	0.97	1		09/01/10 13:32	75-00-3	
Chloroform	**<1.3**	ug/L	5.0	1.3	1		09/01/10 13:32	67-66-3	
Chloromethane	**<0.24**	ug/L	1.0	0.24	1		09/01/10 13:32	74-87-3	
2-Chlorotoluene	**<0.85**	ug/L	1.0	0.85	1		09/01/10 13:32	95-49-8	
4-Chlorotoluene	**<0.74**	ug/L	1.0	0.74	1		09/01/10 13:32	106-43-4	
1,2-Dibromo-3-chloropropane	**<1.7**	ug/L	5.0	1.7	1		09/01/10 13:32	96-12-8	
Dibromochloromethane	**<0.81**	ug/L	1.0	0.81	1		09/01/10 13:32	124-48-1	
1,2-Dibromoethane (EDB)	**<0.56**	ug/L	1.0	0.56	1		09/01/10 13:32	106-93-4	
Dibromomethane	**<0.60**	ug/L	1.0	0.60	1		09/01/10 13:32	74-95-3	
1,2-Dichlorobenzene	**<0.83**	ug/L	1.0	0.83	1		09/01/10 13:32	95-50-1	
1,3-Dichlorobenzene	**<0.87**	ug/L	1.0	0.87	1		09/01/10 13:32	541-73-1	
1,4-Dichlorobenzene	**<0.95**	ug/L	1.0	0.95	1		09/01/10 13:32	106-46-7	
Dichlorodifluoromethane	**<0.99**	ug/L	1.0	0.99	1		09/01/10 13:32	75-71-8	
1,1-Dichloroethane	**<0.75**	ug/L	1.0	0.75	1		09/01/10 13:32	75-34-3	
1,2-Dichloroethane	**<0.36**	ug/L	1.0	0.36	1		09/01/10 13:32	107-06-2	
1,1-Dichloroethene	**<0.57**	ug/L	1.0	0.57	1		09/01/10 13:32	75-35-4	
cis-1,2-Dichloroethene	**45.6**	ug/L	1.0	0.83	1		09/01/10 13:32	156-59-2	
trans-1,2-Dichloroethene	**<0.89**	ug/L	1.0	0.89	1		09/01/10 13:32	156-60-5	
1,2-Dichloropropane	**<0.49**	ug/L	1.0	0.49	1		09/01/10 13:32	78-87-5	
1,3-Dichloropropane	**<0.61**	ug/L	1.0	0.61	1		09/01/10 13:32	142-28-9	
2,2-Dichloropropane	**<0.62**	ug/L	1.0	0.62	1		09/01/10 13:32	594-20-7	
1,1-Dichloropropene	**<0.75**	ug/L	1.0	0.75	1		09/01/10 13:32	563-58-6	
cis-1,3-Dichloropropene	**<0.20**	ug/L	1.0	0.20	1		09/01/10 13:32	10061-01-5	
trans-1,3-Dichloropropene	**<0.19**	ug/L	1.0	0.19	1		09/01/10 13:32	10061-02-6	
Diisopropyl ether	**<0.76**	ug/L	1.0	0.76	1		09/01/10 13:32	108-20-3	
Ethylbenzene	**<0.54**	ug/L	1.0	0.54	1		09/01/10 13:32	100-41-4	
Hexachloro-1,3-butadiene	**<0.67**	ug/L	5.0	0.67	1		09/01/10 13:32	87-68-3	
Isopropylbenzene (Cumene)	**<0.59**	ug/L	1.0	0.59	1		09/01/10 13:32	98-82-8	
p-Isopropyltoluene	**<0.67**	ug/L	1.0	0.67	1		09/01/10 13:32	99-87-6	
Methylene Chloride	**<0.43**	ug/L	1.0	0.43	1		09/01/10 13:32	75-09-2	
Methyl-tert-butyl ether	**<0.61**	ug/L	1.0	0.61	1		09/01/10 13:32	1634-04-4	
Naphthalene	**<0.89**	ug/L	5.0	0.89	1		09/01/10 13:32	91-20-3	
n-Propylbenzene	**<0.81**	ug/L	1.0	0.81	1		09/01/10 13:32	103-65-1	
Styrene	**<0.86**	ug/L	1.0	0.86	1		09/01/10 13:32	100-42-5	
1,1,1,2-Tetrachloroethane	**<0.92**	ug/L	1.0	0.92	1		09/01/10 13:32	630-20-6	

This report shall not be reproduced, except in full,
without the written consent of Pace Analytical Services, Inc..

nelac

Pace Analytical®
www.pacelabs.com

Pace Analytical Services, Inc.
1241 Bellevue Street - Suite 9
Green Bay, WI 54302
(920)469-2436

ANALYTICAL RESULTS

Project: CERMATICS
Pace Project No.: 4036336

Sample: CM/MW7/0810 **Lab ID: 4036336007** Collected: 08/26/10 11:48 Received: 08/28/10 08:30 Matrix: Water

Parameters	Results	Units	LOQ	LOD	DF	Prepared	Analyzed	CAS No.	Qual
8260 MSV	Analytical Method: EPA 8260								
1,1,2,2-Tetrachloroethane	**<0.20**	ug/L	1.0	0.20	1		09/01/10 13:32	79-34-5	
Tetrachloroethene	**<0.45**	ug/L	1.0	0.45	1		09/01/10 13:32	127-18-4	
Toluene	**<0.67**	ug/L	1.0	0.67	1		09/01/10 13:32	108-88-3	
1,2,3-Trichlorobenzene	**<0.74**	ug/L	1.0	0.74	1		09/01/10 13:32	87-61-6	
1,2,4-Trichlorobenzene	**<0.97**	ug/L	1.0	0.97	1		09/01/10 13:32	120-82-1	
1,1,1-Trichloroethane	**<0.90**	ug/L	1.0	0.90	1		09/01/10 13:32	71-55-6	
1,1,2-Trichloroethane	**<0.42**	ug/L	1.0	0.42	1		09/01/10 13:32	79-00-5	
Trichloroethene	**8.3**	ug/L	1.0	0.48	1		09/01/10 13:32	79-01-6	
Trichlorofluoromethane	**<0.79**	ug/L	1.0	0.79	1		09/01/10 13:32	75-69-4	
1,2,3-Trichloropropane	**<0.99**	ug/L	1.0	0.99	1		09/01/10 13:32	96-18-4	
1,2,4-Trimethylbenzene	**<0.97**	ug/L	1.0	0.97	1		09/01/10 13:32	95-63-6	
1,3,5-Trimethylbenzene	**<0.83**	ug/L	1.0	0.83	1		09/01/10 13:32	108-67-8	
Vinyl chloride	**<0.18**	ug/L	1.0	0.18	1		09/01/10 13:32	75-01-4	
m&p-Xylene	**<1.8**	ug/L	2.0	1.8	1		09/01/10 13:32	179601-23-1	
o-Xylene	**<0.83**	ug/L	1.0	0.83	1		09/01/10 13:32	95-47-6	
4-Bromofluorobenzene (S)	89	%	69-130		1		09/01/10 13:32	460-00-4	
Dibromofluoromethane (S)	100	%	70-134		1		09/01/10 13:32	1868-53-7	pH
Toluene-d8 (S)	101	%	70-130		1		09/01/10 13:32	2037-26-5	

Sample: CM/PZ1/0810 **Lab ID: 4036336008** Collected: 08/26/10 11:25 Received: 08/28/10 08:30 Matrix: Water

Parameters	Results	Units	LOQ	LOD	DF	Prepared	Analyzed	CAS No.	Qual
8260 MSV	Analytical Method: EPA 8260								
Benzene	**<0.41**	ug/L	1.0	0.41	1		09/01/10 12:24	71-43-2	
Bromobenzene	**<0.82**	ug/L	1.0	0.82	1		09/01/10 12:24	108-86-1	
Bromochloromethane	**<0.97**	ug/L	1.0	0.97	1		09/01/10 12:24	74-97-5	
Bromodichloromethane	**<0.56**	ug/L	1.0	0.56	1		09/01/10 12:24	75-27-4	
Bromoform	**<0.94**	ug/L	1.0	0.94	1		09/01/10 12:24	75-25-2	
Bromomethane	**<0.91**	ug/L	1.0	0.91	1		09/01/10 12:24	74-83-9	
n-Butylbenzene	**<0.93**	ug/L	1.0	0.93	1		09/01/10 12:24	104-51-8	
sec-Butylbenzene	**<0.89**	ug/L	5.0	0.89	1		09/01/10 12:24	135-98-8	
tert-Butylbenzene	**<0.97**	ug/L	1.0	0.97	1		09/01/10 12:24	98-06-6	
Carbon tetrachloride	**<0.49**	ug/L	1.0	0.49	1		09/01/10 12:24	56-23-5	
Chlorobenzene	**<0.41**	ug/L	1.0	0.41	1		09/01/10 12:24	108-90-7	
Chloroethane	**<0.97**	ug/L	1.0	0.97	1		09/01/10 12:24	75-00-3	
Chloroform	**<1.3**	ug/L	5.0	1.3	1		09/01/10 12:24	67-66-3	
Chloromethane	**<0.24**	ug/L	1.0	0.24	1		09/01/10 12:24	74-87-3	
2-Chlorotoluene	**<0.85**	ug/L	1.0	0.85	1		09/01/10 12:24	95-49-8	
4-Chlorotoluene	**<0.74**	ug/L	1.0	0.74	1		09/01/10 12:24	106-43-4	
1,2-Dibromo-3-chloropropane	**<1.7**	ug/L	5.0	1.7	1		09/01/10 12:24	96-12-8	
Dibromochloromethane	**<0.81**	ug/L	1.0	0.81	1		09/01/10 12:24	124-48-1	
1,2-Dibromoethane (EDB)	**<0.56**	ug/L	1.0	0.56	1		09/01/10 12:24	106-93-4	
Dibromomethane	**<0.60**	ug/L	1.0	0.60	1		09/01/10 12:24	74-95-3	

This report shall not be reproduced, except in full,
without the written consent of Pace Analytical Services, Inc..

nelac

Pace Analytical®
www.pacelabs.com

Pace Analytical Services, Inc.
1241 Bellevue Street - Suite 9
Green Bay, WI 54302
(920)469-2436

ANALYTICAL RESULTS

Project: CERMATICS
Pace Project No.: 4036336

Sample: CM/PZ1/0810 **Lab ID: 4036336008** Collected: 08/26/10 11:25 Received: 08/28/10 08:30 Matrix: Water

Parameters	Results	Units	LOQ	LOD	DF	Prepared	Analyzed	CAS No.	Qual
8260 MSV	Analytical Method: EPA 8260								
1,2-Dichlorobenzene	**<0.83**	ug/L	1.0	0.83	1		09/01/10 12:24	95-50-1	
1,3-Dichlorobenzene	**<0.87**	ug/L	1.0	0.87	1		09/01/10 12:24	541-73-1	
1,4-Dichlorobenzene	**<0.95**	ug/L	1.0	0.95	1		09/01/10 12:24	106-46-7	
Dichlorodifluoromethane	**2.9**	ug/L	1.0	0.99	1		09/01/10 12:24	75-71-8	
1,1-Dichloroethane	**<0.75**	ug/L	1.0	0.75	1		09/01/10 12:24	75-34-3	
1,2-Dichloroethane	**<0.36**	ug/L	1.0	0.36	1		09/01/10 12:24	107-06-2	
1,1-Dichloroethene	**<0.57**	ug/L	1.0	0.57	1		09/01/10 12:24	75-35-4	
cis-1,2-Dichloroethene	**1.1**	ug/L	1.0	0.83	1		09/01/10 12:24	156-59-2	
trans-1,2-Dichloroethene	**<0.89**	ug/L	1.0	0.89	1		09/01/10 12:24	156-60-5	
1,2-Dichloropropane	**<0.49**	ug/L	1.0	0.49	1		09/01/10 12:24	78-87-5	
1,3-Dichloropropane	**<0.61**	ug/L	1.0	0.61	1		09/01/10 12:24	142-28-9	
2,2-Dichloropropane	**<0.62**	ug/L	1.0	0.62	1		09/01/10 12:24	594-20-7	
1,1-Dichloropropene	**<0.75**	ug/L	1.0	0.75	1		09/01/10 12:24	563-58-6	
cis-1,3-Dichloropropene	**<0.20**	ug/L	1.0	0.20	1		09/01/10 12:24	10061-01-5	
trans-1,3-Dichloropropene	**<0.19**	ug/L	1.0	0.19	1		09/01/10 12:24	10061-02-6	
Diisopropyl ether	**<0.76**	ug/L	1.0	0.76	1		09/01/10 12:24	108-20-3	
Ethylbenzene	**<0.54**	ug/L	1.0	0.54	1		09/01/10 12:24	100-41-4	
Hexachloro-1,3-butadiene	**<0.67**	ug/L	5.0	0.67	1		09/01/10 12:24	87-68-3	
Isopropylbenzene (Cumene)	**<0.59**	ug/L	1.0	0.59	1		09/01/10 12:24	98-82-8	
p-Isopropyltoluene	**<0.67**	ug/L	1.0	0.67	1		09/01/10 12:24	99-87-6	
Methylene Chloride	**<0.43**	ug/L	1.0	0.43	1		09/01/10 12:24	75-09-2	
Methyl-tert-butyl ether	**<0.61**	ug/L	1.0	0.61	1		09/01/10 12:24	1634-04-4	
Naphthalene	**<0.89**	ug/L	5.0	0.89	1		09/01/10 12:24	91-20-3	
n-Propylbenzene	**<0.81**	ug/L	1.0	0.81	1		09/01/10 12:24	103-65-1	
Styrene	**<0.86**	ug/L	1.0	0.86	1		09/01/10 12:24	100-42-5	
1,1,1,2-Tetrachloroethane	**<0.92**	ug/L	1.0	0.92	1		09/01/10 12:24	630-20-6	
1,1,2,2-Tetrachloroethane	**<0.20**	ug/L	1.0	0.20	1		09/01/10 12:24	79-34-5	
Tetrachloroethene	**<0.45**	ug/L	1.0	0.45	1		09/01/10 12:24	127-18-4	
Toluene	**<0.67**	ug/L	1.0	0.67	1		09/01/10 12:24	108-88-3	
1,2,3-Trichlorobenzene	**<0.74**	ug/L	1.0	0.74	1		09/01/10 12:24	87-61-6	
1,2,4-Trichlorobenzene	**<0.97**	ug/L	1.0	0.97	1		09/01/10 12:24	120-82-1	
1,1,1-Trichloroethane	**<0.90**	ug/L	1.0	0.90	1		09/01/10 12:24	71-55-6	
1,1,2-Trichloroethane	**<0.42**	ug/L	1.0	0.42	1		09/01/10 12:24	79-00-5	
Trichloroethene	**0.79J**	ug/L	1.0	0.48	1		09/01/10 12:24	79-01-6	
Trichlorofluoromethane	**<0.79**	ug/L	1.0	0.79	1		09/01/10 12:24	75-69-4	
1,2,3-Trichloropropane	**<0.99**	ug/L	1.0	0.99	1		09/01/10 12:24	96-18-4	
1,2,4-Trimethylbenzene	**<0.97**	ug/L	1.0	0.97	1		09/01/10 12:24	95-63-6	
1,3,5-Trimethylbenzene	**<0.83**	ug/L	1.0	0.83	1		09/01/10 12:24	108-67-8	
Vinyl chloride	**0.19J**	ug/L	1.0	0.18	1		09/01/10 12:24	75-01-4	
m&p-Xylene	**<1.8**	ug/L	2.0	1.8	1		09/01/10 12:24	179601-23-1	
o-Xylene	**<0.83**	ug/L	1.0	0.83	1		09/01/10 12:24	95-47-6	
4-Bromofluorobenzene (S)	88	%	69-130		1		09/01/10 12:24	460-00-4	
Dibromofluoromethane (S)	100	%	70-134		1		09/01/10 12:24	1868-53-7	
Toluene-d8 (S)	100	%	70-130		1		09/01/10 12:24	2037-26-5	

This report shall not be reproduced, except in full,
without the written consent of Pace Analytical Services, Inc..

ACCREDITED IN ACCORDANCE WITH nelac

Pace Analytical®
www.pacelabs.com

Pace Analytical Services, Inc.
1241 Bellevue Street - Suite 9
Green Bay, WI 54302
(920)469-2436

QUALITY CONTROL DATA

Project: CERMATICS
Pace Project No.: 4036336

QC Batch: MSV/8881 Analysis Method: EPA 8260
QC Batch Method: EPA 8260 Analysis Description: 8260 MSV
Associated Lab Samples: 4036336001, 4036336002, 4036336003, 4036336004, 4036336005, 4036336006, 4036336007, 4036336008

METHOD BLANK: 348222 Matrix: Water
Associated Lab Samples: 4036336001, 4036336002, 4036336003, 4036336004, 4036336005, 4036336006, 4036336007, 4036336008

Parameter	Units	Blank Result	Reporting Limit	Analyzed	Qualifiers
1,1,1,2-Tetrachloroethane	ug/L	<0.92	1.0	09/01/10 06:20	
1,1,1-Trichloroethane	ug/L	<0.90	1.0	09/01/10 06:20	
1,1,2,2-Tetrachloroethane	ug/L	<0.20	1.0	09/01/10 06:20	
1,1,2-Trichloroethane	ug/L	<0.42	1.0	09/01/10 06:20	
1,1-Dichloroethane	ug/L	<0.75	1.0	09/01/10 06:20	
1,1-Dichloroethene	ug/L	<0.57	1.0	09/01/10 06:20	
1,1-Dichloropropene	ug/L	<0.75	1.0	09/01/10 06:20	
1,2,3-Trichlorobenzene	ug/L	<0.74	1.0	09/01/10 06:20	
1,2,3-Trichloropropane	ug/L	<0.99	1.0	09/01/10 06:20	
1,2,4-Trichlorobenzene	ug/L	<0.97	1.0	09/01/10 06:20	
1,2,4-Trimethylbenzene	ug/L	<0.97	1.0	09/01/10 06:20	
1,2-Dibromo-3-chloropropane	ug/L	<1.7	5.0	09/01/10 06:20	
1,2-Dibromoethane (EDB)	ug/L	<0.56	1.0	09/01/10 06:20	
1,2-Dichlorobenzene	ug/L	<0.83	1.0	09/01/10 06:20	
1,2-Dichloroethane	ug/L	<0.36	1.0	09/01/10 06:20	
1,2-Dichloropropane	ug/L	<0.49	1.0	09/01/10 06:20	
1,3,5-Trimethylbenzene	ug/L	<0.83	1.0	09/01/10 06:20	
1,3-Dichlorobenzene	ug/L	<0.87	1.0	09/01/10 06:20	
1,3-Dichloropropane	ug/L	<0.61	1.0	09/01/10 06:20	
1,4-Dichlorobenzene	ug/L	<0.95	1.0	09/01/10 06:20	
2,2-Dichloropropane	ug/L	<0.62	1.0	09/01/10 06:20	
2-Chlorotoluene	ug/L	<0.85	1.0	09/01/10 06:20	
4-Chlorotoluene	ug/L	<0.74	1.0	09/01/10 06:20	
Benzene	ug/L	<0.41	1.0	09/01/10 06:20	
Bromobenzene	ug/L	<0.82	1.0	09/01/10 06:20	
Bromochloromethane	ug/L	<0.97	1.0	09/01/10 06:20	
Bromodichloromethane	ug/L	<0.56	1.0	09/01/10 06:20	
Bromoform	ug/L	<0.94	1.0	09/01/10 06:20	
Bromomethane	ug/L	<0.91	1.0	09/01/10 06:20	
Carbon tetrachloride	ug/L	<0.49	1.0	09/01/10 06:20	
Chlorobenzene	ug/L	<0.41	1.0	09/01/10 06:20	
Chloroethane	ug/L	<0.97	1.0	09/01/10 06:20	
Chloroform	ug/L	<1.3	5.0	09/01/10 06:20	
Chloromethane	ug/L	<0.24	1.0	09/01/10 06:20	
cis-1,2-Dichloroethene	ug/L	<0.83	1.0	09/01/10 06:20	
cis-1,3-Dichloropropene	ug/L	<0.20	1.0	09/01/10 06:20	
Dibromochloromethane	ug/L	<0.81	1.0	09/01/10 06:20	
Dibromomethane	ug/L	<0.60	1.0	09/01/10 06:20	
Dichlorodifluoromethane	ug/L	<0.99	1.0	09/01/10 06:20	
Diisopropyl ether	ug/L	<0.76	1.0	09/01/10 06:20	
Ethylbenzene	ug/L	<0.54	1.0	09/01/10 06:20	
Hexachloro-1,3-butadiene	ug/L	<0.67	5.0	09/01/10 06:20	
Isopropylbenzene (Cumene)	ug/L	<0.59	1.0	09/01/10 06:20	

This report shall not be reproduced, except in full,
without the written consent of Pace Analytical Services, Inc..

nelac

Pace Analytical
www.pacelabs.com

Pace Analytical Services, Inc.
1241 Bellevue Street - Suite 9
Green Bay, WI 54302
(920)469-2436

QUALITY CONTROL DATA

Project: CERMATICS
Pace Project No.: 4036336

METHOD BLANK: 348222 Matrix: Water

Associated Lab Samples: 4036336001, 4036336002, 4036336003, 4036336004, 4036336005, 4036336006, 4036336007, 4036336008

Parameter	Units	Blank Result	Reporting Limit	Analyzed	Qualifiers
m&p-Xylene	ug/L	<1.8	2.0	09/01/10 06:20	
Methyl-tert-butyl ether	ug/L	<0.61	1.0	09/01/10 06:20	
Methylene Chloride	ug/L	<0.43	1.0	09/01/10 06:20	
n-Butylbenzene	ug/L	<0.93	1.0	09/01/10 06:20	
n-Propylbenzene	ug/L	<0.81	1.0	09/01/10 06:20	
Naphthalene	ug/L	<0.89	5.0	09/01/10 06:20	
o-Xylene	ug/L	<0.83	1.0	09/01/10 06:20	
p-Isopropyltoluene	ug/L	<0.67	1.0	09/01/10 06:20	
sec-Butylbenzene	ug/L	<0.89	5.0	09/01/10 06:20	
Styrene	ug/L	<0.86	1.0	09/01/10 06:20	
tert-Butylbenzene	ug/L	<0.97	1.0	09/01/10 06:20	
Tetrachloroethene	ug/L	<0.45	1.0	09/01/10 06:20	
Toluene	ug/L	<0.67	1.0	09/01/10 06:20	
trans-1,2-Dichloroethene	ug/L	<0.89	1.0	09/01/10 06:20	
trans-1,3-Dichloropropene	ug/L	<0.19	1.0	09/01/10 06:20	
Trichloroethene	ug/L	<0.48	1.0	09/01/10 06:20	
Trichlorofluoromethane	ug/L	<0.79	1.0	09/01/10 06:20	
Vinyl chloride	ug/L	<0.18	1.0	09/01/10 06:20	
4-Bromofluorobenzene (S)	%	89	69-130	09/01/10 06:20	
Dibromofluoromethane (S)	%	97	70-134	09/01/10 06:20	
Toluene-d8 (S)	%	101	70-130	09/01/10 06:20	

LABORATORY CONTROL SAMPLE & LCSD: 348223 348224

Parameter	Units	Spike Conc.	LCS Result	LCSD Result	LCS % Rec	LCSD % Rec	% Rec Limits	RPD	Max RPD	Qualifiers
1,1,1-Trichloroethane	ug/L	50	50.8	51.4	102	103	70-132	1	20	
1,1,2,2-Tetrachloroethane	ug/L	50	49.5	50.3	99	101	63-130	2	20	
1,1,2-Trichloroethane	ug/L	50	50.3	51.1	101	102	70-130	2	20	
1,1-Dichloroethane	ug/L	50	51.4	52.6	103	105	70-132	2	20	
1,1-Dichloroethene	ug/L	50	50.5	51.7	101	103	70-137	2	20	
1,2-Dichloroethane	ug/L	50	48.5	49.0	97	98	70-130	1	20	
1,2-Dichloropropane	ug/L	50	49.5	50.6	99	101	70-130	2	20	
Benzene	ug/L	50	52.1	53.3	104	107	70-130	2	20	
Bromodichloromethane	ug/L	50	49.8	51.0	100	102	70-131	2	20	
Bromoform	ug/L	50	42.7	43.7	85	87	70-130	2	20	
Bromomethane	ug/L	50	46.1	51.4	92	103	53-160	11	20	
Carbon tetrachloride	ug/L	50	54.8	56.6	110	113	70-130	3	20	
Chlorobenzene	ug/L	50	51.7	52.7	103	105	70-130	2	20	
Chloroethane	ug/L	50	49.3	50.5	99	101	70-147	2	20	
Chloroform	ug/L	50	50.9	51.5	102	103	70-130	1	20	
Chloromethane	ug/L	50	40.9	42.5	82	85	41-137	4	20	
cis-1,2-Dichloroethene	ug/L	50	50.9	52.2	102	104	70-130	3	20	
cis-1,3-Dichloropropene	ug/L	50	46.8	47.9	94	96	70-130	2	20	
Dibromochloromethane	ug/L	50	52.7	54.1	105	108	70-130	3	20	
Ethylbenzene	ug/L	50	52.0	52.7	104	105	70-130	1	20	

This report shall not be reproduced, except in full,
without the written consent of Pace Analytical Services, Inc..

nelac

Pace Analytical®
www.pacelabs.com

Pace Analytical Services, Inc.
1241 Bellevue Street - Suite 9
Green Bay, WI 54302
(920)469-2436

QUALITY CONTROL DATA

Project: CERMATICS
Pace Project No.: 4036336

LABORATORY CONTROL SAMPLE & LCSD: 348223 348224

Parameter	Units	Spike Conc.	LCS Result	LCSD Result	LCS % Rec	LCSD % Rec	% Rec Limits	RPD	Max RPD	Qualifiers
m&p-Xylene	ug/L	100	105	106	105	106	70-130	1	20	
Methylene Chloride	ug/L	50	47.4	47.9	95	96	70-130	1	20	
o-Xylene	ug/L	50	53.0	53.5	106	107	70-130	1	20	
Styrene	ug/L	50	53.0	53.3	106	107	70-130	.6	20	
Tetrachloroethene	ug/L	50	50.4	50.6	101	101	70-130	.4	20	
Toluene	ug/L	50	53.8	54.1	108	108	70-130	.5	20	
trans-1,2-Dichloroethene	ug/L	50	58.5	59.0	117	118	70-130	1	20	
trans-1,3-Dichloropropene	ug/L	50	42.3	42.3	85	85	70-130	.1	20	
Trichloroethene	ug/L	50	50.7	52.5	101	105	70-130	3	20	
Vinyl chloride	ug/L	50	43.1	43.8	86	88	47-131	2	20	
4-Bromofluorobenzene (S)	%				92	93	69-130			
Dibromofluoromethane (S)	%				98	98	70-134			
Toluene-d8 (S)	%				102	103	70-130			

MATRIX SPIKE & MATRIX SPIKE DUPLICATE: 348707 348708

Parameter	Units	4036336004 Result	MS Spike Conc.	MSD Spike Conc.	MS Result	MSD Result	MS % Rec	MSD % Rec	% Rec Limits	RPD	Max RPD	Qual
1,1,1-Trichloroethane	ug/L	<0.90	50	50	50.0	48.8	100	98	70-132	2	20	
1,1,2,2-Tetrachloroethane	ug/L	<0.20	50	50	48.5	49.8	97	100	61-130	3	20	
1,1,2-Trichloroethane	ug/L	<0.42	50	50	49.1	50.1	98	100	70-130	2	20	
1,1-Dichloroethane	ug/L	0.84J	50	50	51.5	51.7	101	102	70-132	.4	20	
1,1-Dichloroethene	ug/L	<0.57	50	50	49.3	47.9	99	96	70-137	3	20	
1,2-Dichloroethane	ug/L	<0.36	50	50	47.7	48.6	95	97	70-133	2	20	
1,2-Dichloropropane	ug/L	<0.49	50	50	48.7	49.7	97	99	70-130	2	20	
Benzene	ug/L	<0.41	50	50	51.4	51.3	102	102	70-130	.3	20	
Bromodichloromethane	ug/L	<0.56	50	50	48.9	50.9	98	102	70-131	4	20	
Bromoform	ug/L	<0.94	50	50	41.3	41.5	83	83	68-130	.4	20	
Bromomethane	ug/L	<0.91	50	50	51.4	50.3	103	101	47-177	2	20	
Carbon tetrachloride	ug/L	<0.49	50	50	53.5	52.2	107	104	70-149	2	20	
Chlorobenzene	ug/L	<0.41	50	50	51.2	51.2	102	102	70-130	.1	20	
Chloroethane	ug/L	<0.97	50	50	49.3	49.5	99	99	66-147	.3	20	
Chloroform	ug/L	<1.3	50	50	50.5	50.7	101	101	70-130	.5	20	
Chloromethane	ug/L	<0.24	50	50	43.8	43.1	88	86	41-137	2	20	
cis-1,2-Dichloroethene	ug/L	14.9	50	50	65.3	66.1	101	103	70-130	1	20	
cis-1,3-Dichloropropene	ug/L	<0.20	50	50	44.3	44.6	89	89	70-130	.6	20	
Dibromochloromethane	ug/L	<0.81	50	50	51.4	52.5	103	105	70-130	2	20	
Ethylbenzene	ug/L	<0.54	50	50	50.2	50.9	100	101	70-130	1	20	
m&p-Xylene	ug/L	<1.8	100	100	102	102	102	102	70-130	.07	20	
Methylene Chloride	ug/L	<0.43	50	50	46.9	46.5	94	93	70-130	.8	20	
o-Xylene	ug/L	<0.83	50	50	51.4	52.2	102	104	70-130	1	20	
Styrene	ug/L	<0.86	50	50	51.5	51.7	103	103	13-149	.4	20	
Tetrachloroethene	ug/L	<0.45	50	50	47.9	48.2	95	96	70-130	.5	20	
Toluene	ug/L	<0.67	50	50	52.4	53.5	104	106	70-130	2	20	
trans-1,2-Dichloroethene	ug/L	<0.89	50	50	57.9	58.1	116	116	70-130	.3	20	
trans-1,3-Dichloropropene	ug/L	<0.19	50	50	40.2	40.0	80	80	70-130	.4	20	
Trichloroethene	ug/L	8.8	50	50	58.5	58.8	99	100	70-130	.5	20	

This report shall not be reproduced, except in full,
without the written consent of Pace Analytical Services, Inc..

nelac

Pace Analytical®
www.pacelabs.com

Pace Analytical Services, Inc.
1241 Bellevue Street - Suite 9
Green Bay, WI 54302
(920)469-2436

QUALITY CONTROL DATA

Project: CERMATICS
Pace Project No.: 4036336

MATRIX SPIKE & MATRIX SPIKE DUPLICATE: 348707 348708

Parameter	Units	4036336004 Result	MS Spike Conc.	MSD Spike Conc.	MS Result	MSD Result	MS % Rec	MSD % Rec	% Rec Limits	RPD	Max RPD	Qual
Vinyl chloride	ug/L	<0.18	50	50	43.3	42.1	87	84	46-131	3	20	
4-Bromofluorobenzene (S)	%						92	94	69-130			
Dibromofluoromethane (S)	%						97	98	70-134			
Toluene-d8 (S)	%						103	103	70-130			

This report shall not be reproduced, except in full,
without the written consent of Pace Analytical Services, Inc..

ACCREDITED IN ACCORDANCE WITH nelac

Pace Analytical®
www.pacelabs.com

Pace Analytical Services, Inc.
1241 Bellevue Street - Suite 9
Green Bay, WI 54302
(920)469-2436

QUALIFIERS

Project: CERMATICS
Pace Project No.: 4036336

DEFINITIONS

DF - Dilution Factor, if reported, represents the factor applied to the reported data due to changes in sample preparation, dilution of the sample aliquot, or moisture content.

ND - Not Detected at or above adjusted reporting limit.

J - Estimated concentration above the adjusted method detection limit and below the adjusted reporting limit.

MDL - Adjusted Method Detection Limit.

S - Surrogate

1,2-Diphenylhydrazine (8270 listed analyte) decomposes to Azobenzene.

Consistent with EPA guidelines, unrounded data are displayed and have been used to calculate % recovery and RPD values.

LCS(D) - Laboratory Control Sample (Duplicate)

MS(D) - Matrix Spike (Duplicate)

DUP - Sample Duplicate

RPD - Relative Percent Difference

NC - Not Calculable.

U - Indicates the compound was analyzed for, but not detected.

N-Nitrosodiphenylamine decomposes and cannot be separated from Diphenylamine using Method 8270. The result reported for each analyte is a combined concentration.

Pace Analytical is NELAP accredited. Contact your Pace PM for the current list of accredited analytes.

LABORATORIES

PASI-G	Pace Analytical Services - Green Bay

ANALYTE QUALIFIERS

pH	Post-analysis pH measurement indicates insufficient VOA sample preservation.

This report shall not be reproduced, except in full,
without the written consent of Pace Analytical Services, Inc..

nelac

Pace Analytical®

CHAIN-OF-CUSTODY / Analytical Request Document

The Chain-of-Custody is a LEGAL DOCUMENT. All relevant fields must be completed accurately.

Page: 1 of 1

935194

Section A Required Client Information:	Section B Required Project Information:	Section C Invoice Information:
Company: E2M	Report To: Chris Mielke	Attention: Jim Luedtke
Address: W223 N7343 Carole Ct Lisbon WI 53089	Copy To:	Company Name: 10532 N. Council Hill Dr.
		Address: Mequon, WI 53097
Email To: Chris Mielke	Purchase Order No.:	Pace Quote Reference:
Phone: 262-820-3719 Fax: same	Project Name: Cermatics	Pace Project Manager: Steve M
Requested Due Date/TAT: Normal	Project Number:	Pace Profile #:

REGULATORY AGENCY: ☐ NPDES ☐ GROUND WATER ☐ DRINKING WATER ☐ UST ☐ RCRA ☐ Other_____

SITE LOCATION: ☐GA ☐IL ☐IN ☐MI ☐MN ☐NC ☐OH ☐SC ☒WI ☐OTHER _____

Section D Required Client Information

Valid Matrix Codes: MATRIX / CODE — DRINKING WATER DW; WATER WT; WASTE WATER WW; PRODUCT P; SOIL/SOLID SL; OIL OL; WIPE WP; AIR AR; OTHER OT; TISSUE TS

ITEM #	SAMPLE ID (One Character per box. (A-Z, 0-9 / .-) Samples IDs MUST BE UNIQUE)	MATRIX CODE	SAMPLE TYPE G=GRAB C=COMP	COMPOSITE START DATE	COMPOSITE START TIME	COMPOSITE END/GRAB DATE	COMPOSITE END/GRAB TIME	SAMPLE TEMP AT COLLECTION	# OF CONTAINERS	Unpreserved	H_2SO_4	HNO_3	HCl	NaOH	$Na_2S_2O_3$	Methanol	Other	Filtered (Y/N)	Residual Chlorine (Y/N)	Pace Project Number / Lab I.D
1	CM/MW1/0309 001	WT	G			3/17/09	13:45	55°F	3				X					X		3-40 ml B
2	CM/MW2/0309 002						13:30						X					X		
3	CM/MW3/0309 003						12:10						X					X		
4	CM/MW4/0309 004						13:15						X					X		
5	CM/MW5/0309 005						11:45						X					X		
6	CM/MW6/0309 006						12:55						X					X		
7	CM/MW7/0309 007						11:20						X					X		
8	CM/PZ1/0309 008						12:00						X					X		
9	TB * 009																			2-40 ml TBB
10																				
11																				
12	* Added to COC by lab 3/18/09 AB																			

Requested Analysis: VOC

Additional Comments:

Invoice to E2M for approval.
E2M will forward to client
Normal VOC priority

RELINQUISHED BY / AFFILIATION	DATE	TIME	ACCEPTED BY / AFFILIATION	DATE	TIME	SAMPLE CONDITION
[signature]	3/17/09	9:00	[signature]	3/18/09	0800	
[signature]	3/18/09		[signature]	3/18/09	11:0.	
L. Williams	3/18/09	12:00	Ashley Bunkley	3/18/09	1200	RDI

Temp in °C	Received on Ice	Custody Sealed Cooler	Samples Intact
	Y/N	Y/N	Y/N
	Y/N	Y/N	Y/N
	Y/N	Y/N	Y/N
	Y/N	Y/N	Y/N

SAMPLER NAME AND SIGNATURE

PRINT Name of SAMPLER: Christian Mielke

SIGNATURE of SAMPLER: [signature]

DATE Signed (MM/DD/YY): 3/17/09

SEE REVERSE SIDE FOR INSTRUCTIONS

ORIGINAL

ALLQ020rev.3,31Mar05

Sample Condition Upon Receipt

Pace Analytical

Client Name: E2M **Project #** 4015070

Courier: ☐ Fed Ex ☐ UPS ☐ USPS ☐ Client ☐ Commercial ☒ Pace Other _____

Tracking #: _____

Custody Seal on Cooler/Box Present: ☐ yes ☒ no **Seals Intact:** ☐ yes ☐ no

Packing Material: ☐ Bubble Wrap ☐ Bubble Bags ☐ None ☐ Other _____

Thermometer Used NA **Type of Ice:** Wet Blue None ☐ Samples on ice, cooling process has begun

Cooler Temperature R01 **Biological Tissue is Frozen:** Yes No

Temp should be above freezing to 6°C

Date and initials of person examining contents: 3/18/09 AB

Comments:

Chain of Custody Present:	☒Yes ☐No ☐N/A	1.
Chain of Custody Filled Out:	☒Yes ☐No ☐N/A	2.
Chain of Custody Relinquished:	☒Yes ☐No ☐N/A	3.
Sampler Name & Signature on COC:	☒Yes ☐No ☐N/A	4.
Samples Arrived within Hold Time:	☒Yes ☐No ☐N/A	5.
Short Hold Time Analysis (<72hr):	☐Yes ☒No ☐N/A	6.
Rush Turn Around Time Requested:	☐Yes ☒No ☐N/A	7.
Sufficient Volume:	☒Yes ☐No ☐N/A	8.
Correct Containers Used:	☒Yes ☐No ☐N/A	9.
-Pace Containers Used:	☒Yes ☐No ☐N/A	
Containers Intact:	☒Yes ☐No ☐N/A	10.
Filtered volume received for Dissolved tests	☐Yes ☐No ☒N/A	11.
Sample Labels match COC:	☒Yes ☐No ☐N/A	12.
-Includes date/time/ID/Analysis Matrix: W		
All containers needing preservation have been checked.	☐Yes ☐No ☒N/A	13.
All containers needing preservation are found to be in compliance with EPA recommendation.	☐Yes ☐No ☒N/A	
exceptions: VOA, coliform, TOC, O&G, WI-DRO (water)	☐Yes ☐No	Initial when completed / Lot # of added preservative
Samples checked for dechlorination:	☐Yes ☐No ☒N/A	14.
Headspace in VOA Vials (>6mm):	☒Yes ☐No ☐N/A	15. 1-40ml for -003
Trip Blank Present:	☒Yes ☐No ☐N/A	16.
Trip Blank Custody Seals Present	☒Yes ☐No ☐N/A	
Pace Trip Blank Lot # (if purchased): _____		

Client Notification/ Resolution: Field Data Required? Y / N

Person Contacted: _____ Date/Time: _____

Comments/ Resolution: _____

Project Manager Review: _____ **Date:** 3/18/09

Note: Whenever there is a discrepancy affecting North Carolina compliance samples, a copy of this form will be sent to the North Carolina DEHNR Certification Office (i.e out of hold, incorrect preservative, out of temp, incorrect containers)

F-ALLC003rev.3, 11September2006

Pace Analytical®
www.pacelabs.com

Pace Analytical Services, Inc.
1241 Bellevue Street - Suite 9
Green Bay, WI 54302
(920)469-2436

March 20, 2009

Chris Mielke
E2M, LLC.
W223 N7343 Carole Ct.
Sussex, WI 53089

RE: Project: CERMATICS
Pace Project No.: 4015070

Dear Chris Mielke:
Enclosed are the analytical results for sample(s) received by the laboratory on March 18, 2009. The results relate only to the samples included in this report. Results reported herein conform to the most current NELAC standards, where applicable, unless otherwise narrated in the body of the report.

If you have any questions concerning this report, please feel free to contact me.

Sincerely,

Steven Mleczko

steve.mleczko@pacelabs.com
Project Manager

Enclosures

This report shall not be reproduced, except in full,
without the written consent of Pace Analytical Services, Inc..

nelac

Pace Analytical Services, Inc.
1241 Bellevue Street - Suite 9
Green Bay, WI 54302
(920)469-2436

CERTIFICATIONS

Project: CERMATICS
Pace Project No.: 4015070

Green Bay Certification IDs

Wisconsin DATCP Certification #: 105-444
Wisconsin DATCP Certification #: 105-444
Wisconsin Certification #: 405132750
Wisconsin Certification #: 405132750
South Carolina Certification #: 83006001
South Carolina Certification #: 83006001
North Dakota Certification #: R-200
North Dakota Certification #: R-150
North Carolina Certification #: 503
North Carolina Certification #: 503
New York Certification #: 11888
New York Certification #: 11887
Minnesota Certification #: 055-999-334
Minnesota Certification #: 055-999-334
Louisiana Certification #: 04169
Louisiana Certification #: 04168
Kentucky Certification #: 83
Kentucky Certification #: 82
Illinois Certification #: 200051
Illinois Certification #: 200050
Florida/NELAP Certification #: E87951
Florida/NELAP Certification #: E87948

This report shall not be reproduced, except in full,
without the written consent of Pace Analytical Services, Inc..

Pace Analytical
www.pacelabs.com

Pace Analytical Services, Inc.
1241 Bellevue Street - Suite 9
Green Bay, WI 54302
(920)469-2436

SAMPLE SUMMARY

Project: CERMATICS
Pace Project No.: 4015070

Lab ID	Sample ID	Matrix	Date Collected	Date Received
4015070001	CM/MW1/0309	Water	03/17/09 13:45	03/18/09 12:00
4015070002	CM/MW2/0309	Water	03/17/09 13:30	03/18/09 12:00
4015070003	CM/MW3/0309	Water	03/17/09 12:10	03/18/09 12:00
4015070004	CM/MW4/0309	Water	03/17/09 13:15	03/18/09 12:00
4015070005	CM/MW5/0309	Water	03/17/09 11:45	03/18/09 12:00
4015070006	CM/MW6/0309	Water	03/17/09 12:55	03/18/09 12:00
4015070007	CM/MW7/0309	Water	03/17/09 11:20	03/18/09 12:00
4015070008	CM/PZ1/0309	Water	03/17/09 12:00	03/18/09 12:00
4015070009	TB	Water	03/17/09 00:00	03/18/09 12:00

This report shall not be reproduced, except in full,
without the written consent of Pace Analytical Services, Inc..

Pace Analytical®
www.pacelabs.com

Pace Analytical Services, Inc.
1241 Bellevue Street - Suite 9
Green Bay, WI 54302
(920)469-2436

SAMPLE ANALYTE COUNT

Project: CERMATICS
Pace Project No.: 4015070

Lab ID	Sample ID	Method	Analysts	Analytes Reported	Laboratory
4015070001	CM/MW1/0309	EPA 8260	JJB	64	PASI-G
4015070002	CM/MW2/0309	EPA 8260	JJB	64	PASI-G
4015070003	CM/MW3/0309	EPA 8260	JJB	64	PASI-G
4015070004	CM/MW4/0309	EPA 8260	JJB	64	PASI-G
4015070005	CM/MW5/0309	EPA 8260	JJB	64	PASI-G
4015070006	CM/MW6/0309	EPA 8260	JJB	64	PASI-G
4015070007	CM/MW7/0309	EPA 8260	JJB	64	PASI-G
4015070008	CM/PZ1/0309	EPA 8260	JJB	64	PASI-G
4015070009	TB	EPA 8260	JJB	64	PASI-G

This report shall not be reproduced, except in full,
without the written consent of Pace Analytical Services, Inc..

Pace Analytical®
www.pacelabs.com

Pace Analytical Services, Inc.
1241 Bellevue Street - Suite 9
Green Bay, WI 54302
(920)469-2436

ANALYTICAL RESULTS

Project: CERMATICS
Pace Project No.: 4015070

Sample: CM/MW1/0309 **Lab ID: 4015070001** **Collected: 03/17/09 13:45** **Received: 03/18/09 12:00** **Matrix: Water**

Parameters	Results	Units	LOQ	LOD	DF	Prepared	Analyzed	CAS No.	Qual
8260 MSV	Analytical Method: EPA 8260								
Benzene	<0.41	ug/L	1.0	0.41	1		03/19/09 14:25	71-43-2	
Bromobenzene	<0.82	ug/L	1.0	0.82	1		03/19/09 14:25	108-86-1	
Bromochloromethane	<0.97	ug/L	1.0	0.97	1		03/19/09 14:25	74-97-5	
Bromodichloromethane	<0.56	ug/L	1.0	0.56	1		03/19/09 14:25	75-27-4	
Bromoform	<0.94	ug/L	1.0	0.94	1		03/19/09 14:25	75-25-2	
Bromomethane	<0.91	ug/L	1.0	0.91	1		03/19/09 14:25	74-83-9	
n-Butylbenzene	<0.93	ug/L	1.0	0.93	1		03/19/09 14:25	104-51-8	
sec-Butylbenzene	<0.89	ug/L	5.0	0.89	1		03/19/09 14:25	135-98-8	
tert-Butylbenzene	<0.97	ug/L	1.0	0.97	1		03/19/09 14:25	98-06-6	
Carbon tetrachloride	<0.49	ug/L	1.0	0.49	1		03/19/09 14:25	56-23-5	
Chlorobenzene	<0.41	ug/L	1.0	0.41	1		03/19/09 14:25	108-90-7	
Chloroethane	<0.97	ug/L	1.0	0.97	1		03/19/09 14:25	75-00-3	
Chloroform	<1.3	ug/L	5.0	1.3	1		03/19/09 14:25	67-66-3	
Chloromethane	<0.24	ug/L	1.0	0.24	1		03/19/09 14:25	74-87-3	
2-Chlorotoluene	<0.85	ug/L	1.0	0.85	1		03/19/09 14:25	95-49-8	
4-Chlorotoluene	<0.74	ug/L	1.0	0.74	1		03/19/09 14:25	106-43-4	
1,2-Dibromo-3-chloropropane	<1.7	ug/L	5.0	1.7	1		03/19/09 14:25	96-12-8	
Dibromochloromethane	<0.81	ug/L	1.0	0.81	1		03/19/09 14:25	124-48-1	
1,2-Dibromoethane (EDB)	<0.56	ug/L	1.0	0.56	1		03/19/09 14:25	106-93-4	
Dibromomethane	<0.60	ug/L	1.0	0.60	1		03/19/09 14:25	74-95-3	
1,2-Dichlorobenzene	<0.83	ug/L	1.0	0.83	1		03/19/09 14:25	95-50-1	
1,3-Dichlorobenzene	<0.87	ug/L	1.0	0.87	1		03/19/09 14:25	541-73-1	
1,4-Dichlorobenzene	<0.95	ug/L	1.0	0.95	1		03/19/09 14:25	106-46-7	
Dichlorodifluoromethane	<0.99	ug/L	1.0	0.99	1		03/19/09 14:25	75-71-8	
1,1-Dichloroethane	<0.75	ug/L	1.0	0.75	1		03/19/09 14:25	75-34-3	
1,2-Dichloroethane	<0.36	ug/L	1.0	0.36	1		03/19/09 14:25	107-06-2	
1,1-Dichloroethene	<0.57	ug/L	1.0	0.57	1		03/19/09 14:25	75-35-4	
cis-1,2-Dichloroethene	<0.83	ug/L	1.0	0.83	1		03/19/09 14:25	156-59-2	
trans-1,2-Dichloroethene	<0.89	ug/L	1.0	0.89	1		03/19/09 14:25	156-60-5	
1,2-Dichloropropane	<0.49	ug/L	1.0	0.49	1		03/19/09 14:25	78-87-5	
1,3-Dichloropropane	<0.61	ug/L	1.0	0.61	1		03/19/09 14:25	142-28-9	
2,2-Dichloropropane	<0.62	ug/L	1.0	0.62	1		03/19/09 14:25	594-20-7	
1,1-Dichloropropene	<0.75	ug/L	1.0	0.75	1		03/19/09 14:25	563-58-6	
cis-1,3-Dichloropropene	<0.20	ug/L	1.0	0.20	1		03/19/09 14:25	10061-01-5	
trans-1,3-Dichloropropene	<0.19	ug/L	1.0	0.19	1		03/19/09 14:25	10061-02-6	
Diisopropyl ether	<0.76	ug/L	1.0	0.76	1		03/19/09 14:25	108-20-3	
Ethylbenzene	<0.54	ug/L	1.0	0.54	1		03/19/09 14:25	100-41-4	
Hexachloro-1,3-butadiene	<0.67	ug/L	5.0	0.67	1		03/19/09 14:25	87-68-3	
Isopropylbenzene (Cumene)	<0.59	ug/L	1.0	0.59	1		03/19/09 14:25	98-82-8	
p-Isopropyltoluene	<0.67	ug/L	1.0	0.67	1		03/19/09 14:25	99-87-6	
Methylene Chloride	<0.43	ug/L	1.0	0.43	1		03/19/09 14:25	75-09-2	
Methyl-tert-butyl ether	<0.61	ug/L	1.0	0.61	1		03/19/09 14:25	1634-04-4	
Naphthalene	<0.89	ug/L	5.0	0.89	1		03/19/09 14:25	91-20-3	
n-Propylbenzene	<0.81	ug/L	1.0	0.81	1		03/19/09 14:25	103-65-1	
Styrene	<0.86	ug/L	1.0	0.86	1		03/19/09 14:25	100-42-5	
1,1,1,2-Tetrachloroethane	<0.92	ug/L	1.0	0.92	1		03/19/09 14:25	630-20-6	

This report shall not be reproduced, except in full,
without the written consent of Pace Analytical Services, Inc.

nelac

Pace Analytical®
www.pacelabs.com

Pace Analytical Services, Inc.
1241 Bellevue Street - Suite 9
Green Bay, WI 54302
(920)469-2436

ANALYTICAL RESULTS

Project: CERMATICS
Pace Project No.: 4015070

Sample: CM/MW1/0309 **Lab ID: 4015070001** Collected: 03/17/09 13:45 Received: 03/18/09 12:00 Matrix: Water

Parameters	Results	Units	LOQ	LOD	DF	Prepared	Analyzed	CAS No.	Qual
8260 MSV	Analytical Method: EPA 8260								
1,1,2,2-Tetrachloroethane	**<0.20**	ug/L	1.0	0.20	1		03/19/09 14:25	79-34-5	
Tetrachloroethene	**<0.45**	ug/L	1.0	0.45	1		03/19/09 14:25	127-18-4	
Toluene	**<0.67**	ug/L	1.0	0.67	1		03/19/09 14:25	108-88-3	
1,2,3-Trichlorobenzene	**<0.74**	ug/L	1.0	0.74	1		03/19/09 14:25	87-61-6	
1,2,4-Trichlorobenzene	**<0.97**	ug/L	1.0	0.97	1		03/19/09 14:25	120-82-1	
1,1,1-Trichloroethane	**2.1**	ug/L	1.0	0.90	1		03/19/09 14:25	71-55-6	
1,1,2-Trichloroethane	**<0.42**	ug/L	1.0	0.42	1		03/19/09 14:25	79-00-5	
Trichloroethene	**2.5**	ug/L	1.0	0.48	1		03/19/09 14:25	79-01-6	
Trichlorofluoromethane	**<0.79**	ug/L	1.0	0.79	1		03/19/09 14:25	75-69-4	
1,2,3-Trichloropropane	**<0.99**	ug/L	1.0	0.99	1		03/19/09 14:25	96-18-4	
1,2,4-Trimethylbenzene	**<0.97**	ug/L	1.0	0.97	1		03/19/09 14:25	95-63-6	
1,3,5-Trimethylbenzene	**<0.83**	ug/L	1.0	0.83	1		03/19/09 14:25	108-67-8	
Vinyl chloride	**<0.18**	ug/L	1.0	0.18	1		03/19/09 14:25	75-01-4	
m&p-Xylene	**<1.8**	ug/L	2.0	1.8	1		03/19/09 14:25	1330-20-7	
o-Xylene	**<0.83**	ug/L	1.0	0.83	1		03/19/09 14:25	95-47-6	
4-Bromofluorobenzene (S)	95	%	64-132		1		03/19/09 14:25	460-00-4	
Dibromofluoromethane (S)	96	%	68-122		1		03/19/09 14:25	1868-53-7	
Toluene-d8 (S)	101	%	73-127		1		03/19/09 14:25	2037-26-5	

Sample: CM/MW2/0309 **Lab ID: 4015070002** Collected: 03/17/09 13:30 Received: 03/18/09 12:00 Matrix: Water

Parameters	Results	Units	LOQ	LOD	DF	Prepared	Analyzed	CAS No.	Qual
8260 MSV	Analytical Method: EPA 8260								
Benzene	**<0.41**	ug/L	1.0	0.41	1		03/19/09 14:48	71-43-2	
Bromobenzene	**<0.82**	ug/L	1.0	0.82	1		03/19/09 14:48	108-86-1	
Bromochloromethane	**<0.97**	ug/L	1.0	0.97	1		03/19/09 14:48	74-97-5	
Bromodichloromethane	**<0.56**	ug/L	1.0	0.56	1		03/19/09 14:48	75-27-4	
Bromoform	**<0.94**	ug/L	1.0	0.94	1		03/19/09 14:48	75-25-2	
Bromomethane	**<0.91**	ug/L	1.0	0.91	1		03/19/09 14:48	74-83-9	
n-Butylbenzene	**<0.93**	ug/L	1.0	0.93	1		03/19/09 14:48	104-51-8	
sec-Butylbenzene	**<0.89**	ug/L	5.0	0.89	1		03/19/09 14:48	135-98-8	
tert-Butylbenzene	**<0.97**	ug/L	1.0	0.97	1		03/19/09 14:48	98-06-6	
Carbon tetrachloride	**<0.49**	ug/L	1.0	0.49	1		03/19/09 14:48	56-23-5	
Chlorobenzene	**<0.41**	ug/L	1.0	0.41	1		03/19/09 14:48	108-90-7	
Chloroethane	**<0.97**	ug/L	1.0	0.97	1		03/19/09 14:48	75-00-3	
Chloroform	**<1.3**	ug/L	5.0	1.3	1		03/19/09 14:48	67-66-3	
Chloromethane	**<0.24**	ug/L	1.0	0.24	1		03/19/09 14:48	74-87-3	
2-Chlorotoluene	**<0.85**	ug/L	1.0	0.85	1		03/19/09 14:48	95-49-8	
4-Chlorotoluene	**<0.74**	ug/L	1.0	0.74	1		03/19/09 14:48	106-43-4	
1,2-Dibromo-3-chloropropane	**<1.7**	ug/L	5.0	1.7	1		03/19/09 14:48	96-12-8	
Dibromochloromethane	**<0.81**	ug/L	1.0	0.81	1		03/19/09 14:48	124-48-1	
1,2-Dibromoethane (EDB)	**<0.56**	ug/L	1.0	0.56	1		03/19/09 14:48	106-93-4	
Dibromomethane	**<0.60**	ug/L	1.0	0.60	1		03/19/09 14:48	74-95-3	

This report shall not be reproduced, except in full,
without the written consent of Pace Analytical Services, Inc..

nelac

Pace Analytical
www.pacelabs.com

Pace Analytical Services, Inc.
1241 Bellevue Street - Suite 9
Green Bay, WI 54302
(920)469-2436

ANALYTICAL RESULTS

Project: CERMATICS
Pace Project No.: 4015070

Sample: CM/MW2/0309 **Lab ID: 4015070002** Collected: 03/17/09 13:30 Received: 03/18/09 12:00 Matrix: Water

Parameters	Results	Units	LOQ	LOD	DF	Prepared	Analyzed	CAS No.	Qual
8260 MSV	Analytical Method: EPA 8260								
1,2-Dichlorobenzene	**<0.83**	ug/L	1.0	0.83	1		03/19/09 14:48	95-50-1	
1,3-Dichlorobenzene	**<0.87**	ug/L	1.0	0.87	1		03/19/09 14:48	541-73-1	
1,4-Dichlorobenzene	**<0.95**	ug/L	1.0	0.95	1		03/19/09 14:48	106-46-7	
Dichlorodifluoromethane	**<0.99**	ug/L	1.0	0.99	1		03/19/09 14:48	75-71-8	
1,1-Dichloroethane	**0.88J**	ug/L	1.0	0.75	1		03/19/09 14:48	75-34-3	
1,2-Dichloroethane	**<0.36**	ug/L	1.0	0.36	1		03/19/09 14:48	107-06-2	
1,1-Dichloroethene	**<0.57**	ug/L	1.0	0.57	1		03/19/09 14:48	75-35-4	
cis-1,2-Dichloroethene	**28.8**	ug/L	1.0	0.83	1		03/19/09 14:48	156-59-2	
trans-1,2-Dichloroethene	**0.92J**	ug/L	1.0	0.89	1		03/19/09 14:48	156-60-5	
1,2-Dichloropropane	**<0.49**	ug/L	1.0	0.49	1		03/19/09 14:48	78-87-5	
1,3-Dichloropropane	**<0.61**	ug/L	1.0	0.61	1		03/19/09 14:48	142-28-9	
2,2-Dichloropropane	**<0.62**	ug/L	1.0	0.62	1		03/19/09 14:48	594-20-7	
1,1-Dichloropropene	**<0.75**	ug/L	1.0	0.75	1		03/19/09 14:48	563-58-6	
cis-1,3-Dichloropropene	**<0.20**	ug/L	1.0	0.20	1		03/19/09 14:48	10061-01-5	
trans-1,3-Dichloropropene	**<0.19**	ug/L	1.0	0.19	1		03/19/09 14:48	10061-02-6	
Diisopropyl ether	**<0.76**	ug/L	1.0	0.76	1		03/19/09 14:48	108-20-3	
Ethylbenzene	**<0.54**	ug/L	1.0	0.54	1		03/19/09 14:48	100-41-4	
Hexachloro-1,3-butadiene	**<0.67**	ug/L	5.0	0.67	1		03/19/09 14:48	87-68-3	
Isopropylbenzene (Cumene)	**<0.59**	ug/L	1.0	0.59	1		03/19/09 14:48	98-82-8	
p-Isopropyltoluene	**<0.67**	ug/L	1.0	0.67	1		03/19/09 14:48	99-87-6	
Methylene Chloride	**<0.43**	ug/L	1.0	0.43	1		03/19/09 14:48	75-09-2	
Methyl-tert-butyl ether	**<0.61**	ug/L	1.0	0.61	1		03/19/09 14:48	1634-04-4	
Naphthalene	**<0.89**	ug/L	5.0	0.89	1		03/19/09 14:48	91-20-3	
n-Propylbenzene	**<0.81**	ug/L	1.0	0.81	1		03/19/09 14:48	103-65-1	
Styrene	**<0.86**	ug/L	1.0	0.86	1		03/19/09 14:48	100-42-5	
1,1,1,2-Tetrachloroethane	**<0.92**	ug/L	1.0	0.92	1		03/19/09 14:48	630-20-6	
1,1,2,2-Tetrachloroethane	**<0.20**	ug/L	1.0	0.20	1		03/19/09 14:48	79-34-5	
Tetrachloroethene	**1.1**	ug/L	1.0	0.45	1		03/19/09 14:48	127-18-4	
Toluene	**<0.67**	ug/L	1.0	0.67	1		03/19/09 14:48	108-88-3	
1,2,3-Trichlorobenzene	**<0.74**	ug/L	1.0	0.74	1		03/19/09 14:48	87-61-6	
1,2,4-Trichlorobenzene	**<0.97**	ug/L	1.0	0.97	1		03/19/09 14:48	120-82-1	
1,1,1-Trichloroethane	**4.7**	ug/L	1.0	0.90	1		03/19/09 14:48	71-55-6	
1,1,2-Trichloroethane	**<0.42**	ug/L	1.0	0.42	1		03/19/09 14:48	79-00-5	
Trichloroethene	**28.4**	ug/L	1.0	0.48	1		03/19/09 14:48	79-01-6	
Trichlorofluoromethane	**<0.79**	ug/L	1.0	0.79	1		03/19/09 14:48	75-69-4	
1,2,3-Trichloropropane	**<0.99**	ug/L	1.0	0.99	1		03/19/09 14:48	96-18-4	
1,2,4-Trimethylbenzene	**<0.97**	ug/L	1.0	0.97	1		03/19/09 14:48	95-63-6	
1,3,5-Trimethylbenzene	**<0.83**	ug/L	1.0	0.83	1		03/19/09 14:48	108-67-8	
Vinyl chloride	**0.57J**	ug/L	1.0	0.18	1		03/19/09 14:48	75-01-4	
m&p-Xylene	**<1.8**	ug/L	2.0	1.8	1		03/19/09 14:48	1330-20-7	
o-Xylene	**<0.83**	ug/L	1.0	0.83	1		03/19/09 14:48	95-47-6	
4-Bromofluorobenzene (S)	93	%	64-132		1		03/19/09 14:48	460-00-4	
Dibromofluoromethane (S)	92	%	68-122		1		03/19/09 14:48	1868-53-7	
Toluene-d8 (S)	102	%	73-127		1		03/19/09 14:48	2037-26-5	

This report shall not be reproduced, except in full,
without the written consent of Pace Analytical Services, Inc.

nelac

Pace Analytical®
www.pacelabs.com

Pace Analytical Services, Inc.
1241 Bellevue Street - Suite 9
Green Bay, WI 54302
(920)469-2436

ANALYTICAL RESULTS

Project: CERMATICS
Pace Project No.: 4015070

Sample: CM/MW3/0309 **Lab ID: 4015070003** Collected: 03/17/09 12:10 Received: 03/18/09 12:00 Matrix: Water

Parameters	Results	Units	LOQ	LOD	DF	Prepared	Analyzed	CAS No.	Qual
8260 MSV	Analytical Method: EPA 8260								
Benzene	<0.41	ug/L	1.0	0.41	1		03/19/09 14:03	71-43-2	
Bromobenzene	<0.82	ug/L	1.0	0.82	1		03/19/09 14:03	108-86-1	
Bromochloromethane	<0.97	ug/L	1.0	0.97	1		03/19/09 14:03	74-97-5	
Bromodichloromethane	<0.56	ug/L	1.0	0.56	1		03/19/09 14:03	75-27-4	
Bromoform	<0.94	ug/L	1.0	0.94	1		03/19/09 14:03	75-25-2	
Bromomethane	<0.91	ug/L	1.0	0.91	1		03/19/09 14:03	74-83-9	
n-Butylbenzene	<0.93	ug/L	1.0	0.93	1		03/19/09 14:03	104-51-8	
sec-Butylbenzene	<0.89	ug/L	5.0	0.89	1		03/19/09 14:03	135-98-8	
tert-Butylbenzene	<0.97	ug/L	1.0	0.97	1		03/19/09 14:03	98-06-6	
Carbon tetrachloride	<0.49	ug/L	1.0	0.49	1		03/19/09 14:03	56-23-5	
Chlorobenzene	<0.41	ug/L	1.0	0.41	1		03/19/09 14:03	108-90-7	
Chloroethane	<0.97	ug/L	1.0	0.97	1		03/19/09 14:03	75-00-3	
Chloroform	<1.3	ug/L	5.0	1.3	1		03/19/09 14:03	67-66-3	
Chloromethane	<0.24	ug/L	1.0	0.24	1		03/19/09 14:03	74-87-3	
2-Chlorotoluene	<0.85	ug/L	1.0	0.85	1		03/19/09 14:03	95-49-8	
4-Chlorotoluene	<0.74	ug/L	1.0	0.74	1		03/19/09 14:03	106-43-4	
1,2-Dibromo-3-chloropropane	<1.7	ug/L	5.0	1.7	1		03/19/09 14:03	96-12-8	
Dibromochloromethane	<0.81	ug/L	1.0	0.81	1		03/19/09 14:03	124-48-1	
1,2-Dibromoethane (EDB)	<0.56	ug/L	1.0	0.56	1		03/19/09 14:03	106-93-4	
Dibromomethane	<0.60	ug/L	1.0	0.60	1		03/19/09 14:03	74-95-3	
1,2-Dichlorobenzene	<0.83	ug/L	1.0	0.83	1		03/19/09 14:03	95-50-1	
1,3-Dichlorobenzene	<0.87	ug/L	1.0	0.87	1		03/19/09 14:03	541-73-1	
1,4-Dichlorobenzene	<0.95	ug/L	1.0	0.95	1		03/19/09 14:03	106-46-7	
Dichlorodifluoromethane	<0.99	ug/L	1.0	0.99	1		03/19/09 14:03	75-71-8	
1,1-Dichloroethane	<0.75	ug/L	1.0	0.75	1		03/19/09 14:03	75-34-3	
1,2-Dichloroethane	<0.36	ug/L	1.0	0.36	1		03/19/09 14:03	107-06-2	
1,1-Dichloroethene	<0.57	ug/L	1.0	0.57	1		03/19/09 14:03	75-35-4	
cis-1,2-Dichloroethene	3.6	ug/L	1.0	0.83	1		03/19/09 14:03	156-59-2	
trans-1,2-Dichloroethene	<0.89	ug/L	1.0	0.89	1		03/19/09 14:03	156-60-5	
1,2-Dichloropropane	<0.49	ug/L	1.0	0.49	1		03/19/09 14:03	78-87-5	
1,3-Dichloropropane	<0.61	ug/L	1.0	0.61	1		03/19/09 14:03	142-28-9	
2,2-Dichloropropane	<0.62	ug/L	1.0	0.62	1		03/19/09 14:03	594-20-7	
1,1-Dichloropropene	<0.75	ug/L	1.0	0.75	1		03/19/09 14:03	563-58-6	
cis-1,3-Dichloropropene	<0.20	ug/L	1.0	0.20	1		03/19/09 14:03	10061-01-5	
trans-1,3-Dichloropropene	<0.19	ug/L	1.0	0.19	1		03/19/09 14:03	10061-02-6	
Diisopropyl ether	<0.76	ug/L	1.0	0.76	1		03/19/09 14:03	108-20-3	
Ethylbenzene	<0.54	ug/L	1.0	0.54	1		03/19/09 14:03	100-41-4	
Hexachloro-1,3-butadiene	<0.67	ug/L	5.0	0.67	1		03/19/09 14:03	87-68-3	
Isopropylbenzene (Cumene)	<0.59	ug/L	1.0	0.59	1		03/19/09 14:03	98-82-8	
p-Isopropyltoluene	<0.67	ug/L	1.0	0.67	1		03/19/09 14:03	99-87-6	
Methylene Chloride	<0.43	ug/L	1.0	0.43	1		03/19/09 14:03	75-09-2	
Methyl-tert-butyl ether	<0.61	ug/L	1.0	0.61	1		03/19/09 14:03	1634-04-4	
Naphthalene	<0.89	ug/L	5.0	0.89	1		03/19/09 14:03	91-20-3	
n-Propylbenzene	<0.81	ug/L	1.0	0.81	1		03/19/09 14:03	103-65-1	
Styrene	<0.86	ug/L	1.0	0.86	1		03/19/09 14:03	100-42-5	
1,1,1,2-Tetrachloroethane	<0.92	ug/L	1.0	0.92	1		03/19/09 14:03	630-20-6	

This report shall not be reproduced, except in full,
without the written consent of Pace Analytical Services, Inc..

nelac

Pace Analytical®
www.pacelabs.com

Pace Analytical Services, Inc.
1241 Bellevue Street - Suite 9
Green Bay, WI 54302
(920)469-2436

ANALYTICAL RESULTS

Project: CERMATICS
Pace Project No.: 4015070

Sample: CM/MW3/0309 **Lab ID: 4015070003** Collected: 03/17/09 12:10 Received: 03/18/09 12:00 Matrix: Water

Parameters	Results	Units	LOQ	LOD	DF	Prepared	Analyzed	CAS No.	Qual
8260 MSV	Analytical Method: EPA 8260								
1,1,2,2-Tetrachloroethane	<0.20	ug/L	1.0	0.20	1		03/19/09 14:03	79-34-5	
Tetrachloroethene	<0.45	ug/L	1.0	0.45	1		03/19/09 14:03	127-18-4	
Toluene	<0.67	ug/L	1.0	0.67	1		03/19/09 14:03	108-88-3	
1,2,3-Trichlorobenzene	<0.74	ug/L	1.0	0.74	1		03/19/09 14:03	87-61-6	
1,2,4-Trichlorobenzene	<0.97	ug/L	1.0	0.97	1		03/19/09 14:03	120-82-1	
1,1,1-Trichloroethane	<0.90	ug/L	1.0	0.90	1		03/19/09 14:03	71-55-6	
1,1,2-Trichloroethane	<0.42	ug/L	1.0	0.42	1		03/19/09 14:03	79-00-5	
Trichloroethene	<0.48	ug/L	1.0	0.48	1		03/19/09 14:03	79-01-6	
Trichlorofluoromethane	<0.79	ug/L	1.0	0.79	1		03/19/09 14:03	75-69-4	
1,2,3-Trichloropropane	<0.99	ug/L	1.0	0.99	1		03/19/09 14:03	96-18-4	
1,2,4-Trimethylbenzene	<0.97	ug/L	1.0	0.97	1		03/19/09 14:03	95-63-6	
1,3,5-Trimethylbenzene	<0.83	ug/L	1.0	0.83	1		03/19/09 14:03	108-67-8	
Vinyl chloride	<0.18	ug/L	1.0	0.18	1		03/19/09 14:03	75-01-4	
m&p-Xylene	<1.8	ug/L	2.0	1.8	1		03/19/09 14:03	1330-20-7	
o-Xylene	<0.83	ug/L	1.0	0.83	1		03/19/09 14:03	95-47-6	
4-Bromofluorobenzene (S)	95	%	64-132		1		03/19/09 14:03	460-00-4	
Dibromofluoromethane (S)	97	%	68-122		1		03/19/09 14:03	1868-53-7	
Toluene-d8 (S)	103	%	73-127		1		03/19/09 14:03	2037-26-5	

Sample: CM/MW4/0309 **Lab ID: 4015070004** Collected: 03/17/09 13:15 Received: 03/18/09 12:00 Matrix: Water

Parameters	Results	Units	LOQ	LOD	DF	Prepared	Analyzed	CAS No.	Qual
8260 MSV	Analytical Method: EPA 8260								
Benzene	<0.41	ug/L	1.0	0.41	1		03/19/09 15:11	71-43-2	
Bromobenzene	<0.82	ug/L	1.0	0.82	1		03/19/09 15:11	108-86-1	
Bromochloromethane	<0.97	ug/L	1.0	0.97	1		03/19/09 15:11	74-97-5	
Bromodichloromethane	<0.56	ug/L	1.0	0.56	1		03/19/09 15:11	75-27-4	
Bromoform	<0.94	ug/L	1.0	0.94	1		03/19/09 15:11	75-25-2	
Bromomethane	<0.91	ug/L	1.0	0.91	1		03/19/09 15:11	74-83-9	
n-Butylbenzene	<0.93	ug/L	1.0	0.93	1		03/19/09 15:11	104-51-8	
sec-Butylbenzene	<0.89	ug/L	5.0	0.89	1		03/19/09 15:11	135-98-8	
tert-Butylbenzene	<0.97	ug/L	1.0	0.97	1		03/19/09 15:11	98-06-6	
Carbon tetrachloride	<0.49	ug/L	1.0	0.49	1		03/19/09 15:11	56-23-5	
Chlorobenzene	<0.41	ug/L	1.0	0.41	1		03/19/09 15:11	108-90-7	
Chloroethane	<0.97	ug/L	1.0	0.97	1		03/19/09 15:11	75-00-3	
Chloroform	<1.3	ug/L	5.0	1.3	1		03/19/09 15:11	67-66-3	
Chloromethane	<0.24	ug/L	1.0	0.24	1		03/19/09 15:11	74-87-3	
2-Chlorotoluene	<0.85	ug/L	1.0	0.85	1		03/19/09 15:11	95-49-8	
4-Chlorotoluene	<0.74	ug/L	1.0	0.74	1		03/19/09 15:11	106-43-4	
1,2-Dibromo-3-chloropropane	<1.7	ug/L	5.0	1.7	1		03/19/09 15:11	96-12-8	
Dibromochloromethane	<0.81	ug/L	1.0	0.81	1		03/19/09 15:11	124-48-1	
1,2-Dibromoethane (EDB)	<0.56	ug/L	1.0	0.56	1		03/19/09 15:11	106-93-4	
Dibromomethane	<0.60	ug/L	1.0	0.60	1		03/19/09 15:11	74-95-3	

This report shall not be reproduced, except in full,
without the written consent of Pace Analytical Services, Inc..

nelac

Pace Analytical®
www.pacelabs.com

Pace Analytical Services, Inc.
1241 Bellevue Street - Suite 9
Green Bay, WI 54302
(920)469-2436

ANALYTICAL RESULTS

Project: CERMATICS
Pace Project No.: 4015070

Sample: CM/MW4/0309 **Lab ID: 4015070004** Collected: 03/17/09 13:15 Received: 03/18/09 12:00 Matrix: Water

Parameters	Results	Units	LOQ	LOD	DF	Prepared	Analyzed	CAS No.	Qual
8260 MSV	Analytical Method: EPA 8260								
1,2-Dichlorobenzene	**<0.83**	ug/L	1.0	0.83	1		03/19/09 15:11	95-50-1	
1,3-Dichlorobenzene	**<0.87**	ug/L	1.0	0.87	1		03/19/09 15:11	541-73-1	
1,4-Dichlorobenzene	**<0.95**	ug/L	1.0	0.95	1		03/19/09 15:11	106-46-7	
Dichlorodifluoromethane	**<0.99**	ug/L	1.0	0.99	1		03/19/09 15:11	75-71-8	
1,1-Dichloroethane	**<0.75**	ug/L	1.0	0.75	1		03/19/09 15:11	75-34-3	
1,2-Dichloroethane	**<0.36**	ug/L	1.0	0.36	1		03/19/09 15:11	107-06-2	
1,1-Dichloroethene	**<0.57**	ug/L	1.0	0.57	1		03/19/09 15:11	75-35-4	
cis-1,2-Dichloroethene	**15.4**	ug/L	1.0	0.83	1		03/19/09 15:11	156-59-2	
trans-1,2-Dichloroethene	**<0.89**	ug/L	1.0	0.89	1		03/19/09 15:11	156-60-5	
1,2-Dichloropropane	**<0.49**	ug/L	1.0	0.49	1		03/19/09 15:11	78-87-5	
1,3-Dichloropropane	**<0.61**	ug/L	1.0	0.61	1		03/19/09 15:11	142-28-9	
2,2-Dichloropropane	**<0.62**	ug/L	1.0	0.62	1		03/19/09 15:11	594-20-7	
1,1-Dichloropropene	**<0.75**	ug/L	1.0	0.75	1		03/19/09 15:11	563-58-6	
cis-1,3-Dichloropropene	**<0.20**	ug/L	1.0	0.20	1		03/19/09 15:11	10061-01-5	
trans-1,3-Dichloropropene	**<0.19**	ug/L	1.0	0.19	1		03/19/09 15:11	10061-02-6	
Diisopropyl ether	**<0.76**	ug/L	1.0	0.76	1		03/19/09 15:11	108-20-3	
Ethylbenzene	**<0.54**	ug/L	1.0	0.54	1		03/19/09 15:11	100-41-4	
Hexachloro-1,3-butadiene	**<0.67**	ug/L	5.0	0.67	1		03/19/09 15:11	87-68-3	
Isopropylbenzene (Cumene)	**<0.59**	ug/L	1.0	0.59	1		03/19/09 15:11	98-82-8	
p-Isopropyltoluene	**<0.67**	ug/L	1.0	0.67	1		03/19/09 15:11	99-87-6	
Methylene Chloride	**<0.43**	ug/L	1.0	0.43	1		03/19/09 15:11	75-09-2	
Methyl-tert-butyl ether	**<0.61**	ug/L	1.0	0.61	1		03/19/09 15:11	1634-04-4	
Naphthalene	**<0.89**	ug/L	5.0	0.89	1		03/19/09 15:11	91-20-3	
n-Propylbenzene	**<0.81**	ug/L	1.0	0.81	1		03/19/09 15:11	103-65-1	
Styrene	**<0.86**	ug/L	1.0	0.86	1		03/19/09 15:11	100-42-5	
1,1,1,2-Tetrachloroethane	**<0.92**	ug/L	1.0	0.92	1		03/19/09 15:11	630-20-6	
1,1,2,2-Tetrachloroethane	**<0.20**	ug/L	1.0	0.20	1		03/19/09 15:11	79-34-5	
Tetrachloroethene	**<0.45**	ug/L	1.0	0.45	1		03/19/09 15:11	127-18-4	
Toluene	**<0.67**	ug/L	1.0	0.67	1		03/19/09 15:11	108-88-3	
1,2,3-Trichlorobenzene	**<0.74**	ug/L	1.0	0.74	1		03/19/09 15:11	87-61-6	
1,2,4-Trichlorobenzene	**<0.97**	ug/L	1.0	0.97	1		03/19/09 15:11	120-82-1	
1,1,1-Trichloroethane	**<0.90**	ug/L	1.0	0.90	1		03/19/09 15:11	71-55-6	
1,1,2-Trichloroethane	**<0.42**	ug/L	1.0	0.42	1		03/19/09 15:11	79-00-5	
Trichloroethene	**6.6**	ug/L	1.0	0.48	1		03/19/09 15:11	79-01-6	
Trichlorofluoromethane	**<0.79**	ug/L	1.0	0.79	1		03/19/09 15:11	75-69-4	
1,2,3-Trichloropropane	**<0.99**	ug/L	1.0	0.99	1		03/19/09 15:11	96-18-4	
1,2,4-Trimethylbenzene	**<0.97**	ug/L	1.0	0.97	1		03/19/09 15:11	95-63-6	
1,3,5-Trimethylbenzene	**<0.83**	ug/L	1.0	0.83	1		03/19/09 15:11	108-67-8	
Vinyl chloride	**0.18J**	ug/L	1.0	0.18	1		03/19/09 15:11	75-01-4	
m&p-Xylene	**<1.8**	ug/L	2.0	1.8	1		03/19/09 15:11	1330-20-7	
o-Xylene	**<0.83**	ug/L	1.0	0.83	1		03/19/09 15:11	95-47-6	
4-Bromofluorobenzene (S)	94	%	64-132		1		03/19/09 15:11	460-00-4	
Dibromofluoromethane (S)	95	%	68-122		1		03/19/09 15:11	1868-53-7	
Toluene-d8 (S)	105	%	73-127		1		03/19/09 15:11	2037-26-5	

This report shall not be reproduced, except in full,
without the written consent of Pace Analytical Services, Inc..

nelac

Pace Analytical
www.pacelabs.com

Pace Analytical Services, Inc.
1241 Bellevue Street - Suite 9
Green Bay, WI 54302
(920)469-2436

ANALYTICAL RESULTS

Project: CERMATICS
Pace Project No.: 4015070

Sample: CM/MW5/0309 **Lab ID: 4015070005** Collected: 03/17/09 11:45 Received: 03/18/09 12:00 Matrix: Water

Parameters	Results	Units	LOQ	LOD	DF	Prepared	Analyzed	CAS No.	Qual
8260 MSV	Analytical Method: EPA 8260								
Benzene	<0.41	ug/L	1.0	0.41	1		03/19/09 16:42	71-43-2	
Bromobenzene	<0.82	ug/L	1.0	0.82	1		03/19/09 16:42	108-86-1	
Bromochloromethane	<0.97	ug/L	1.0	0.97	1		03/19/09 16:42	74-97-5	
Bromodichloromethane	<0.56	ug/L	1.0	0.56	1		03/19/09 16:42	75-27-4	
Bromoform	<0.94	ug/L	1.0	0.94	1		03/19/09 16:42	75-25-2	
Bromomethane	<0.91	ug/L	1.0	0.91	1		03/19/09 16:42	74-83-9	
n-Butylbenzene	<0.93	ug/L	1.0	0.93	1		03/19/09 16:42	104-51-8	
sec-Butylbenzene	<0.89	ug/L	5.0	0.89	1		03/19/09 16:42	135-98-8	
tert-Butylbenzene	<0.97	ug/L	1.0	0.97	1		03/19/09 16:42	98-06-6	
Carbon tetrachloride	<0.49	ug/L	1.0	0.49	1		03/19/09 16:42	56-23-5	
Chlorobenzene	<0.41	ug/L	1.0	0.41	1		03/19/09 16:42	108-90-7	
Chloroethane	<0.97	ug/L	1.0	0.97	1		03/19/09 16:42	75-00-3	
Chloroform	<1.3	ug/L	5.0	1.3	1		03/19/09 16:42	67-66-3	
Chloromethane	<0.24	ug/L	1.0	0.24	1		03/19/09 16:42	74-87-3	
2-Chlorotoluene	<0.85	ug/L	1.0	0.85	1		03/19/09 16:42	95-49-8	
4-Chlorotoluene	<0.74	ug/L	1.0	0.74	1		03/19/09 16:42	106-43-4	
1,2-Dibromo-3-chloropropane	<1.7	ug/L	5.0	1.7	1		03/19/09 16:42	96-12-8	
Dibromochloromethane	<0.81	ug/L	1.0	0.81	1		03/19/09 16:42	124-48-1	
1,2-Dibromoethane (EDB)	<0.56	ug/L	1.0	0.56	1		03/19/09 16:42	106-93-4	
Dibromomethane	<0.60	ug/L	1.0	0.60	1		03/19/09 16:42	74-95-3	
1,2-Dichlorobenzene	<0.83	ug/L	1.0	0.83	1		03/19/09 16:42	95-50-1	
1,3-Dichlorobenzene	<0.87	ug/L	1.0	0.87	1		03/19/09 16:42	541-73-1	
1,4-Dichlorobenzene	<0.95	ug/L	1.0	0.95	1		03/19/09 16:42	106-46-7	
Dichlorodifluoromethane	<0.99	ug/L	1.0	0.99	1		03/19/09 16:42	75-71-8	
1,1-Dichloroethane	2.0	ug/L	1.0	0.75	1		03/19/09 16:42	75-34-3	
1,2-Dichloroethane	<0.36	ug/L	1.0	0.36	1		03/19/09 16:42	107-06-2	
1,1-Dichloroethene	<0.57	ug/L	1.0	0.57	1		03/19/09 16:42	75-35-4	
cis-1,2-Dichloroethene	47.0	ug/L	1.0	0.83	1		03/19/09 16:42	156-59-2	
trans-1,2-Dichloroethene	<0.89	ug/L	1.0	0.89	1		03/19/09 16:42	156-60-5	
1,2-Dichloropropane	<0.49	ug/L	1.0	0.49	1		03/19/09 16:42	78-87-5	
1,3-Dichloropropane	<0.61	ug/L	1.0	0.61	1		03/19/09 16:42	142-28-9	
2,2-Dichloropropane	<0.62	ug/L	1.0	0.62	1		03/19/09 16:42	594-20-7	
1,1-Dichloropropene	<0.75	ug/L	1.0	0.75	1		03/19/09 16:42	563-58-6	
cis-1,3-Dichloropropene	<0.20	ug/L	1.0	0.20	1		03/19/09 16:42	10061-01-5	
trans-1,3-Dichloropropene	<0.19	ug/L	1.0	0.19	1		03/19/09 16:42	10061-02-6	
Diisopropyl ether	<0.76	ug/L	1.0	0.76	1		03/19/09 16:42	108-20-3	
Ethylbenzene	<0.54	ug/L	1.0	0.54	1		03/19/09 16:42	100-41-4	
Hexachloro-1,3-butadiene	<0.67	ug/L	5.0	0.67	1		03/19/09 16:42	87-68-3	
Isopropylbenzene (Cumene)	<0.59	ug/L	1.0	0.59	1		03/19/09 16:42	98-82-8	
p-Isopropyltoluene	<0.67	ug/L	1.0	0.67	1		03/19/09 16:42	99-87-6	
Methylene Chloride	<0.43	ug/L	1.0	0.43	1		03/19/09 16:42	75-09-2	
Methyl-tert-butyl ether	<0.61	ug/L	1.0	0.61	1		03/19/09 16:42	1634-04-4	
Naphthalene	<0.89	ug/L	5.0	0.89	1		03/19/09 16:42	91-20-3	
n-Propylbenzene	<0.81	ug/L	1.0	0.81	1		03/19/09 16:42	103-65-1	
Styrene	<0.86	ug/L	1.0	0.86	1		03/19/09 16:42	100-42-5	
1,1,1,2-Tetrachloroethane	<0.92	ug/L	1.0	0.92	1		03/19/09 16:42	630-20-6	

This report shall not be reproduced, except in full,
without the written consent of Pace Analytical Services, Inc..

nelac

Pace Analytical®
www.pacelabs.com

Pace Analytical Services, Inc.
1241 Bellevue Street - Suite 9
Green Bay, WI 54302
(920)469-2436

ANALYTICAL RESULTS

Project: CERMATICS
Pace Project No.: 4015070

Sample: CM/MW5/0309 **Lab ID: 4015070005** Collected: 03/17/09 11:45 Received: 03/18/09 12:00 Matrix: Water

Parameters	Results	Units	LOQ	LOD	DF	Prepared	Analyzed	CAS No.	Qual
8260 MSV	Analytical Method: EPA 8260								
1,1,2,2-Tetrachloroethane	**<0.20**	ug/L	1.0	0.20	1		03/19/09 16:42	79-34-5	
Tetrachloroethene	**0.87J**	ug/L	1.0	0.45	1		03/19/09 16:42	127-18-4	
Toluene	**<0.67**	ug/L	1.0	0.67	1		03/19/09 16:42	108-88-3	
1,2,3-Trichlorobenzene	**<0.74**	ug/L	1.0	0.74	1		03/19/09 16:42	87-61-6	
1,2,4-Trichlorobenzene	**<0.97**	ug/L	1.0	0.97	1		03/19/09 16:42	120-82-1	
1,1,1-Trichloroethane	**<0.90**	ug/L	1.0	0.90	1		03/19/09 16:42	71-55-6	
1,1,2-Trichloroethane	**<0.42**	ug/L	1.0	0.42	1		03/19/09 16:42	79-00-5	
Trichloroethene	**13.1**	ug/L	1.0	0.48	1		03/19/09 16:42	79-01-6	
Trichlorofluoromethane	**<0.79**	ug/L	1.0	0.79	1		03/19/09 16:42	75-69-4	
1,2,3-Trichloropropane	**<0.99**	ug/L	1.0	0.99	1		03/19/09 16:42	96-18-4	
1,2,4-Trimethylbenzene	**<0.97**	ug/L	1.0	0.97	1		03/19/09 16:42	95-63-6	
1,3,5-Trimethylbenzene	**<0.83**	ug/L	1.0	0.83	1		03/19/09 16:42	108-67-8	
Vinyl chloride	**1.5**	ug/L	1.0	0.18	1		03/19/09 16:42	75-01-4	
m&p-Xylene	**<1.8**	ug/L	2.0	1.8	1		03/19/09 16:42	1330-20-7	
o-Xylene	**<0.83**	ug/L	1.0	0.83	1		03/19/09 16:42	95-47-6	
4-Bromofluorobenzene (S)	94	%	64-132		1		03/19/09 16:42	460-00-4	
Dibromofluoromethane (S)	96	%	68-122		1		03/19/09 16:42	1868-53-7	
Toluene-d8 (S)	105	%	73-127		1		03/19/09 16:42	2037-26-5	

Sample: CM/MW6/0309 **Lab ID: 4015070006** Collected: 03/17/09 12:55 Received: 03/18/09 12:00 Matrix: Water

Parameters	Results	Units	LOQ	LOD	DF	Prepared	Analyzed	CAS No.	Qual
8260 MSV	Analytical Method: EPA 8260								
Benzene	**<0.41**	ug/L	1.0	0.41	1		03/19/09 15:33	71-43-2	
Bromobenzene	**<0.82**	ug/L	1.0	0.82	1		03/19/09 15:33	108-86-1	
Bromochloromethane	**<0.97**	ug/L	1.0	0.97	1		03/19/09 15:33	74-97-5	
Bromodichloromethane	**<0.56**	ug/L	1.0	0.56	1		03/19/09 15:33	75-27-4	
Bromoform	**<0.94**	ug/L	1.0	0.94	1		03/19/09 15:33	75-25-2	
Bromomethane	**<0.91**	ug/L	1.0	0.91	1		03/19/09 15:33	74-83-9	
n-Butylbenzene	**<0.93**	ug/L	1.0	0.93	1		03/19/09 15:33	104-51-8	
sec-Butylbenzene	**<0.89**	ug/L	5.0	0.89	1		03/19/09 15:33	135-98-8	
tert-Butylbenzene	**<0.97**	ug/L	1.0	0.97	1		03/19/09 15:33	98-06-6	
Carbon tetrachloride	**<0.49**	ug/L	1.0	0.49	1		03/19/09 15:33	56-23-5	
Chlorobenzene	**<0.41**	ug/L	1.0	0.41	1		03/19/09 15:33	108-90-7	
Chloroethane	**<0.97**	ug/L	1.0	0.97	1		03/19/09 15:33	75-00-3	
Chloroform	**<1.3**	ug/L	5.0	1.3	1		03/19/09 15:33	67-66-3	
Chloromethane	**<0.24**	ug/L	1.0	0.24	1		03/19/09 15:33	74-87-3	
2-Chlorotoluene	**<0.85**	ug/L	1.0	0.85	1		03/19/09 15:33	95-49-8	
4-Chlorotoluene	**<0.74**	ug/L	1.0	0.74	1		03/19/09 15:33	106-43-4	
1,2-Dibromo-3-chloropropane	**<1.7**	ug/L	5.0	1.7	1		03/19/09 15:33	96-12-8	
Dibromochloromethane	**<0.81**	ug/L	1.0	0.81	1		03/19/09 15:33	124-48-1	
1,2-Dibromoethane (EDB)	**<0.56**	ug/L	1.0	0.56	1		03/19/09 15:33	106-93-4	
Dibromomethane	**<0.60**	ug/L	1.0	0.60	1		03/19/09 15:33	74-95-3	

This report shall not be reproduced, except in full,
without the written consent of Pace Analytical Services, Inc.

ACCREDITED IN ACCORDANCE WITH nelac

Pace Analytical
www.pacelabs.com

Pace Analytical Services, Inc.
1241 Bellevue Street - Suite 9
Green Bay, WI 54302
(920)469-2436

ANALYTICAL RESULTS

Project: CERMATICS
Pace Project No.: 4015070

Sample: CM/MW6/0309 **Lab ID: 4015070006** Collected: 03/17/09 12:55 Received: 03/18/09 12:00 Matrix: Water

Parameters	Results	Units	LOQ	LOD	DF	Prepared	Analyzed	CAS No.	Qual
8260 MSV	Analytical Method: EPA 8260								
1,2-Dichlorobenzene	**<0.83**	ug/L	1.0	0.83	1		03/19/09 15:33	95-50-1	
1,3-Dichlorobenzene	**<0.87**	ug/L	1.0	0.87	1		03/19/09 15:33	541-73-1	
1,4-Dichlorobenzene	**<0.95**	ug/L	1.0	0.95	1		03/19/09 15:33	106-46-7	
Dichlorodifluoromethane	**<0.99**	ug/L	1.0	0.99	1		03/19/09 15:33	75-71-8	
1,1-Dichloroethane	**<0.75**	ug/L	1.0	0.75	1		03/19/09 15:33	75-34-3	
1,2-Dichloroethane	**<0.36**	ug/L	1.0	0.36	1		03/19/09 15:33	107-06-2	
1,1-Dichloroethene	**<0.57**	ug/L	1.0	0.57	1		03/19/09 15:33	75-35-4	
cis-1,2-Dichloroethene	**<0.83**	ug/L	1.0	0.83	1		03/19/09 15:33	156-59-2	
trans-1,2-Dichloroethene	**<0.89**	ug/L	1.0	0.89	1		03/19/09 15:33	156-60-5	
1,2-Dichloropropane	**<0.49**	ug/L	1.0	0.49	1		03/19/09 15:33	78-87-5	
1,3-Dichloropropane	**<0.61**	ug/L	1.0	0.61	1		03/19/09 15:33	142-28-9	
2,2-Dichloropropane	**<0.62**	ug/L	1.0	0.62	1		03/19/09 15:33	594-20-7	
1,1-Dichloropropene	**<0.75**	ug/L	1.0	0.75	1		03/19/09 15:33	563-58-6	
cis-1,3-Dichloropropene	**<0.20**	ug/L	1.0	0.20	1		03/19/09 15:33	10061-01-5	
trans-1,3-Dichloropropene	**<0.19**	ug/L	1.0	0.19	1		03/19/09 15:33	10061-02-6	
Diisopropyl ether	**<0.76**	ug/L	1.0	0.76	1		03/19/09 15:33	108-20-3	
Ethylbenzene	**<0.54**	ug/L	1.0	0.54	1		03/19/09 15:33	100-41-4	
Hexachloro-1,3-butadiene	**<0.67**	ug/L	5.0	0.67	1		03/19/09 15:33	87-68-3	
Isopropylbenzene (Cumene)	**<0.59**	ug/L	1.0	0.59	1		03/19/09 15:33	98-82-8	
p-Isopropyltoluene	**<0.67**	ug/L	1.0	0.67	1		03/19/09 15:33	99-87-6	
Methylene Chloride	**<0.43**	ug/L	1.0	0.43	1		03/19/09 15:33	75-09-2	
Methyl-tert-butyl ether	**<0.61**	ug/L	1.0	0.61	1		03/19/09 15:33	1634-04-4	
Naphthalene	**<0.89**	ug/L	5.0	0.89	1		03/19/09 15:33	91-20-3	
n-Propylbenzene	**<0.81**	ug/L	1.0	0.81	1		03/19/09 15:33	103-65-1	
Styrene	**<0.86**	ug/L	1.0	0.86	1		03/19/09 15:33	100-42-5	
1,1,1,2-Tetrachloroethane	**<0.92**	ug/L	1.0	0.92	1		03/19/09 15:33	630-20-6	
1,1,2,2-Tetrachloroethane	**<0.20**	ug/L	1.0	0.20	1		03/19/09 15:33	79-34-5	
Tetrachloroethene	**<0.45**	ug/L	1.0	0.45	1		03/19/09 15:33	127-18-4	
Toluene	**<0.67**	ug/L	1.0	0.67	1		03/19/09 15:33	108-88-3	
1,2,3-Trichlorobenzene	**<0.74**	ug/L	1.0	0.74	1		03/19/09 15:33	87-61-6	
1,2,4-Trichlorobenzene	**<0.97**	ug/L	1.0	0.97	1		03/19/09 15:33	120-82-1	
1,1,1-Trichloroethane	**<0.90**	ug/L	1.0	0.90	1		03/19/09 15:33	71-55-6	
1,1,2-Trichloroethane	**<0.42**	ug/L	1.0	0.42	1		03/19/09 15:33	79-00-5	
Trichloroethene	**<0.48**	ug/L	1.0	0.48	1		03/19/09 15:33	79-01-6	
Trichlorofluoromethane	**<0.79**	ug/L	1.0	0.79	1		03/19/09 15:33	75-69-4	
1,2,3-Trichloropropane	**<0.99**	ug/L	1.0	0.99	1		03/19/09 15:33	96-18-4	
1,2,4-Trimethylbenzene	**<0.97**	ug/L	1.0	0.97	1		03/19/09 15:33	95-63-6	
1,3,5-Trimethylbenzene	**<0.83**	ug/L	1.0	0.83	1		03/19/09 15:33	108-67-8	
Vinyl chloride	**<0.18**	ug/L	1.0	0.18	1		03/19/09 15:33	75-01-4	
m&p-Xylene	**<1.8**	ug/L	2.0	1.8	1		03/19/09 15:33	1330-20-7	
o-Xylene	**<0.83**	ug/L	1.0	0.83	1		03/19/09 15:33	95-47-6	
4-Bromofluorobenzene (S)	95	%	64-132		1		03/19/09 15:33	460-00-4	
Dibromofluoromethane (S)	96	%	68-122		1		03/19/09 15:33	1868-53-7	
Toluene-d8 (S)	106	%	73-127		1		03/19/09 15:33	2037-26-5	

This report shall not be reproduced, except in full,
without the written consent of Pace Analytical Services, Inc..

nelac

Pace Analytical®
www.pacelabs.com

Pace Analytical Services, Inc.
1241 Bellevue Street - Suite 9
Green Bay, WI 54302
(920)469-2436

ANALYTICAL RESULTS

Project: CERMATICS
Pace Project No.: 4015070

Sample: CM/MW7/0309 **Lab ID: 4015070007** Collected: 03/17/09 11:20 Received: 03/18/09 12:00 Matrix: Water

Parameters	Results	Units	LOQ	LOD	DF	Prepared	Analyzed	CAS No.	Qual
8260 MSV	Analytical Method: EPA 8260								
Benzene	**<0.41**	ug/L	1.0	0.41	1		03/19/09 16:19	71-43-2	
Bromobenzene	**<0.82**	ug/L	1.0	0.82	1		03/19/09 16:19	108-86-1	
Bromochloromethane	**<0.97**	ug/L	1.0	0.97	1		03/19/09 16:19	74-97-5	
Bromodichloromethane	**<0.56**	ug/L	1.0	0.56	1		03/19/09 16:19	75-27-4	
Bromoform	**<0.94**	ug/L	1.0	0.94	1		03/19/09 16:19	75-25-2	
Bromomethane	**<0.91**	ug/L	1.0	0.91	1		03/19/09 16:19	74-83-9	
n-Butylbenzene	**<0.93**	ug/L	1.0	0.93	1		03/19/09 16:19	104-51-8	
sec-Butylbenzene	**<0.89**	ug/L	5.0	0.89	1		03/19/09 16:19	135-98-8	
tert-Butylbenzene	**<0.97**	ug/L	1.0	0.97	1		03/19/09 16:19	98-06-6	
Carbon tetrachloride	**<0.49**	ug/L	1.0	0.49	1		03/19/09 16:19	56-23-5	
Chlorobenzene	**<0.41**	ug/L	1.0	0.41	1		03/19/09 16:19	108-90-7	
Chloroethane	**<0.97**	ug/L	1.0	0.97	1		03/19/09 16:19	75-00-3	
Chloroform	**<1.3**	ug/L	5.0	1.3	1		03/19/09 16:19	67-66-3	
Chloromethane	**<0.24**	ug/L	1.0	0.24	1		03/19/09 16:19	74-87-3	
2-Chlorotoluene	**<0.85**	ug/L	1.0	0.85	1		03/19/09 16:19	95-49-8	
4-Chlorotoluene	**<0.74**	ug/L	1.0	0.74	1		03/19/09 16:19	106-43-4	
1,2-Dibromo-3-chloropropane	**<1.7**	ug/L	5.0	1.7	1		03/19/09 16:19	96-12-8	
Dibromochloromethane	**<0.81**	ug/L	1.0	0.81	1		03/19/09 16:19	124-48-1	
1,2-Dibromoethane (EDB)	**<0.56**	ug/L	1.0	0.56	1		03/19/09 16:19	106-93-4	
Dibromomethane	**<0.60**	ug/L	1.0	0.60	1		03/19/09 16:19	74-95-3	
1,2-Dichlorobenzene	**<0.83**	ug/L	1.0	0.83	1		03/19/09 16:19	95-50-1	
1,3-Dichlorobenzene	**<0.87**	ug/L	1.0	0.87	1		03/19/09 16:19	541-73-1	
1,4-Dichlorobenzene	**<0.95**	ug/L	1.0	0.95	1		03/19/09 16:19	106-46-7	
Dichlorodifluoromethane	**<0.99**	ug/L	1.0	0.99	1		03/19/09 16:19	75-71-8	
1,1-Dichloroethane	**<0.75**	ug/L	1.0	0.75	1		03/19/09 16:19	75-34-3	
1,2-Dichloroethane	**<0.36**	ug/L	1.0	0.36	1		03/19/09 16:19	107-06-2	
1,1-Dichloroethene	**<0.57**	ug/L	1.0	0.57	1		03/19/09 16:19	75-35-4	
cis-1,2-Dichloroethene	**95.0**	ug/L	1.0	0.83	1		03/19/09 16:19	156-59-2	
trans-1,2-Dichloroethene	**<0.89**	ug/L	1.0	0.89	1		03/19/09 16:19	156-60-5	
1,2-Dichloropropane	**<0.49**	ug/L	1.0	0.49	1		03/19/09 16:19	78-87-5	
1,3-Dichloropropane	**<0.61**	ug/L	1.0	0.61	1		03/19/09 16:19	142-28-9	
2,2-Dichloropropane	**<0.62**	ug/L	1.0	0.62	1		03/19/09 16:19	594-20-7	
1,1-Dichloropropene	**<0.75**	ug/L	1.0	0.75	1		03/19/09 16:19	563-58-6	
cis-1,3-Dichloropropene	**<0.20**	ug/L	1.0	0.20	1		03/19/09 16:19	10061-01-5	
trans-1,3-Dichloropropene	**<0.19**	ug/L	1.0	0.19	1		03/19/09 16:19	10061-02-6	
Diisopropyl ether	**<0.76**	ug/L	1.0	0.76	1		03/19/09 16:19	108-20-3	
Ethylbenzene	**<0.54**	ug/L	1.0	0.54	1		03/19/09 16:19	100-41-4	
Hexachloro-1,3-butadiene	**<0.67**	ug/L	5.0	0.67	1		03/19/09 16:19	87-68-3	
Isopropylbenzene (Cumene)	**<0.59**	ug/L	1.0	0.59	1		03/19/09 16:19	98-82-8	
p-Isopropyltoluene	**<0.67**	ug/L	1.0	0.67	1		03/19/09 16:19	99-87-6	
Methylene Chloride	**<0.43**	ug/L	1.0	0.43	1		03/19/09 16:19	75-09-2	
Methyl-tert-butyl ether	**<0.61**	ug/L	1.0	0.61	1		03/19/09 16:19	1634-04-4	
Naphthalene	**<0.89**	ug/L	5.0	0.89	1		03/19/09 16:19	91-20-3	
n-Propylbenzene	**<0.81**	ug/L	1.0	0.81	1		03/19/09 16:19	103-65-1	
Styrene	**<0.86**	ug/L	1.0	0.86	1		03/19/09 16:19	100-42-5	
1,1,1,2-Tetrachloroethane	**<0.92**	ug/L	1.0	0.92	1		03/19/09 16:19	630-20-6	

This report shall not be reproduced, except in full,
without the written consent of Pace Analytical Services, Inc..

nelac

Pace Analytical®
www.pacelabs.com

Pace Analytical Services, Inc.
1241 Bellevue Street - Suite 9
Green Bay, WI 54302
(920)469-2436

ANALYTICAL RESULTS

Project: CERMATICS
Pace Project No.: 4015070

Sample: CM/MW7/0309 **Lab ID: 4015070007** Collected: 03/17/09 11:20 Received: 03/18/09 12:00 Matrix: Water

Parameters	Results	Units	LOQ	LOD	DF	Prepared	Analyzed	CAS No.	Qual
8260 MSV	Analytical Method: EPA 8260								
1,1,2,2-Tetrachloroethane	<0.20	ug/L	1.0	0.20	1		03/19/09 16:19	79-34-5	
Tetrachloroethene	<0.45	ug/L	1.0	0.45	1		03/19/09 16:19	127-18-4	
Toluene	<0.67	ug/L	1.0	0.67	1		03/19/09 16:19	108-88-3	
1,2,3-Trichlorobenzene	<0.74	ug/L	1.0	0.74	1		03/19/09 16:19	87-61-6	
1,2,4-Trichlorobenzene	<0.97	ug/L	1.0	0.97	1		03/19/09 16:19	120-82-1	
1,1,1-Trichloroethane	<0.90	ug/L	1.0	0.90	1		03/19/09 16:19	71-55-6	
1,1,2-Trichloroethane	<0.42	ug/L	1.0	0.42	1		03/19/09 16:19	79-00-5	
Trichloroethene	16.7	ug/L	1.0	0.48	1		03/19/09 16:19	79-01-6	
Trichlorofluoromethane	<0.79	ug/L	1.0	0.79	1		03/19/09 16:19	75-69-4	
1,2,3-Trichloropropane	<0.99	ug/L	1.0	0.99	1		03/19/09 16:19	96-18-4	
1,2,4-Trimethylbenzene	<0.97	ug/L	1.0	0.97	1		03/19/09 16:19	95-63-6	
1,3,5-Trimethylbenzene	<0.83	ug/L	1.0	0.83	1		03/19/09 16:19	108-67-8	
Vinyl chloride	<0.18	ug/L	1.0	0.18	1		03/19/09 16:19	75-01-4	
m&p-Xylene	<1.8	ug/L	2.0	1.8	1		03/19/09 16:19	1330-20-7	
o-Xylene	<0.83	ug/L	1.0	0.83	1		03/19/09 16:19	95-47-6	
4-Bromofluorobenzene (S)	95	%	64-132		1		03/19/09 16:19	460-00-4	
Dibromofluoromethane (S)	96	%	68-122		1		03/19/09 16:19	1868-53-7	
Toluene-d8 (S)	101	%	73-127		1		03/19/09 16:19	2037-26-5	

Sample: CM/PZ1/0309 **Lab ID: 4015070008** Collected: 03/17/09 12:00 Received: 03/18/09 12:00 Matrix: Water

Parameters	Results	Units	LOQ	LOD	DF	Prepared	Analyzed	CAS No.	Qual
8260 MSV	Analytical Method: EPA 8260								
Benzene	<0.41	ug/L	1.0	0.41	1		03/19/09 15:56	71-43-2	
Bromobenzene	<0.82	ug/L	1.0	0.82	1		03/19/09 15:56	108-86-1	
Bromochloromethane	<0.97	ug/L	1.0	0.97	1		03/19/09 15:56	74-97-5	
Bromodichloromethane	<0.56	ug/L	1.0	0.56	1		03/19/09 15:56	75-27-4	
Bromoform	<0.94	ug/L	1.0	0.94	1		03/19/09 15:56	75-25-2	
Bromomethane	<0.91	ug/L	1.0	0.91	1		03/19/09 15:56	74-83-9	
n-Butylbenzene	<0.93	ug/L	1.0	0.93	1		03/19/09 15:56	104-51-8	
sec-Butylbenzene	<0.89	ug/L	5.0	0.89	1		03/19/09 15:56	135-98-8	
tert-Butylbenzene	<0.97	ug/L	1.0	0.97	1		03/19/09 15:56	98-06-6	
Carbon tetrachloride	<0.49	ug/L	1.0	0.49	1		03/19/09 15:56	56-23-5	
Chlorobenzene	<0.41	ug/L	1.0	0.41	1		03/19/09 15:56	108-90-7	
Chloroethane	<0.97	ug/L	1.0	0.97	1		03/19/09 15:56	75-00-3	
Chloroform	<1.3	ug/L	5.0	1.3	1		03/19/09 15:56	67-66-3	
Chloromethane	<0.24	ug/L	1.0	0.24	1		03/19/09 15:56	74-87-3	
2-Chlorotoluene	<0.85	ug/L	1.0	0.85	1		03/19/09 15:56	95-49-8	
4-Chlorotoluene	<0.74	ug/L	1.0	0.74	1		03/19/09 15:56	106-43-4	
1,2-Dibromo-3-chloropropane	<1.7	ug/L	5.0	1.7	1		03/19/09 15:56	96-12-8	
Dibromochloromethane	<0.81	ug/L	1.0	0.81	1		03/19/09 15:56	124-48-1	
1,2-Dibromoethane (EDB)	<0.56	ug/L	1.0	0.56	1		03/19/09 15:56	106-93-4	
Dibromomethane	<0.60	ug/L	1.0	0.60	1		03/19/09 15:56	74-95-3	

This report shall not be reproduced, except in full,
without the written consent of Pace Analytical Services, Inc..

nelac

Pace Analytical®
www.pacelabs.com

Pace Analytical Services, Inc.
1241 Bellevue Street - Suite 9
Green Bay, WI 54302
(920)469-2436

ANALYTICAL RESULTS

Project: CERMATICS
Pace Project No.: 4015070

Sample: CM/PZ1/0309 **Lab ID: 4015070008** Collected: 03/17/09 12:00 Received: 03/18/09 12:00 Matrix: Water

Parameters	Results	Units	LOQ	LOD	DF	Prepared	Analyzed	CAS No.	Qual
8260 MSV	Analytical Method: EPA 8260								
1,2-Dichlorobenzene	**<0.83**	ug/L	1.0	0.83	1		03/19/09 15:56	95-50-1	
1,3-Dichlorobenzene	**<0.87**	ug/L	1.0	0.87	1		03/19/09 15:56	541-73-1	
1,4-Dichlorobenzene	**<0.95**	ug/L	1.0	0.95	1		03/19/09 15:56	106-46-7	
Dichlorodifluoromethane	**<0.99**	ug/L	1.0	0.99	1		03/19/09 15:56	75-71-8	
1,1-Dichloroethane	**<0.75**	ug/L	1.0	0.75	1		03/19/09 15:56	75-34-3	
1,2-Dichloroethane	**<0.36**	ug/L	1.0	0.36	1		03/19/09 15:56	107-06-2	
1,1-Dichloroethene	**<0.57**	ug/L	1.0	0.57	1		03/19/09 15:56	75-35-4	
cis-1,2-Dichloroethene	**1.1**	ug/L	1.0	0.83	1		03/19/09 15:56	156-59-2	
trans-1,2-Dichloroethene	**<0.89**	ug/L	1.0	0.89	1		03/19/09 15:56	156-60-5	
1,2-Dichloropropane	**<0.49**	ug/L	1.0	0.49	1		03/19/09 15:56	78-87-5	
1,3-Dichloropropane	**<0.61**	ug/L	1.0	0.61	1		03/19/09 15:56	142-28-9	
2,2-Dichloropropane	**<0.62**	ug/L	1.0	0.62	1		03/19/09 15:56	594-20-7	
1,1-Dichloropropene	**<0.75**	ug/L	1.0	0.75	1		03/19/09 15:56	563-58-6	
cis-1,3-Dichloropropene	**<0.20**	ug/L	1.0	0.20	1		03/19/09 15:56	10061-01-5	
trans-1,3-Dichloropropene	**<0.19**	ug/L	1.0	0.19	1		03/19/09 15:56	10061-02-6	
Diisopropyl ether	**<0.76**	ug/L	1.0	0.76	1		03/19/09 15:56	108-20-3	
Ethylbenzene	**<0.54**	ug/L	1.0	0.54	1		03/19/09 15:56	100-41-4	
Hexachloro-1,3-butadiene	**<0.67**	ug/L	5.0	0.67	1		03/19/09 15:56	87-68-3	
Isopropylbenzene (Cumene)	**<0.59**	ug/L	1.0	0.59	1		03/19/09 15:56	98-82-8	
p-Isopropyltoluene	**<0.67**	ug/L	1.0	0.67	1		03/19/09 15:56	99-87-6	
Methylene Chloride	**<0.43**	ug/L	1.0	0.43	1		03/19/09 15:56	75-09-2	
Methyl-tert-butyl ether	**<0.61**	ug/L	1.0	0.61	1		03/19/09 15:56	1634-04-4	
Naphthalene	**<0.89**	ug/L	5.0	0.89	1		03/19/09 15:56	91-20-3	
n-Propylbenzene	**<0.81**	ug/L	1.0	0.81	1		03/19/09 15:56	103-65-1	
Styrene	**<0.86**	ug/L	1.0	0.86	1		03/19/09 15:56	100-42-5	
1,1,1,2-Tetrachloroethane	**<0.92**	ug/L	1.0	0.92	1		03/19/09 15:56	630-20-6	
1,1,2,2-Tetrachloroethane	**<0.20**	ug/L	1.0	0.20	1		03/19/09 15:56	79-34-5	
Tetrachloroethene	**<0.45**	ug/L	1.0	0.45	1		03/19/09 15:56	127-18-4	
Toluene	**<0.67**	ug/L	1.0	0.67	1		03/19/09 15:56	108-88-3	
1,2,3-Trichlorobenzene	**<0.74**	ug/L	1.0	0.74	1		03/19/09 15:56	87-61-6	
1,2,4-Trichlorobenzene	**<0.97**	ug/L	1.0	0.97	1		03/19/09 15:56	120-82-1	
1,1,1-Trichloroethane	**<0.90**	ug/L	1.0	0.90	1		03/19/09 15:56	71-55-6	
1,1,2-Trichloroethane	**<0.42**	ug/L	1.0	0.42	1		03/19/09 15:56	79-00-5	
Trichloroethene	**0.83J**	ug/L	1.0	0.48	1		03/19/09 15:56	79-01-6	
Trichlorofluoromethane	**<0.79**	ug/L	1.0	0.79	1		03/19/09 15:56	75-69-4	
1,2,3-Trichloropropane	**<0.99**	ug/L	1.0	0.99	1		03/19/09 15:56	96-18-4	
1,2,4-Trimethylbenzene	**<0.97**	ug/L	1.0	0.97	1		03/19/09 15:56	95-63-6	
1,3,5-Trimethylbenzene	**<0.83**	ug/L	1.0	0.83	1		03/19/09 15:56	108-67-8	
Vinyl chloride	**<0.18**	ug/L	1.0	0.18	1		03/19/09 15:56	75-01-4	
m&p-Xylene	**<1.8**	ug/L	2.0	1.8	1		03/19/09 15:56	1330-20-7	
o-Xylene	**<0.83**	ug/L	1.0	0.83	1		03/19/09 15:56	95-47-6	
4-Bromofluorobenzene (S)	94	%	64-132		1		03/19/09 15:56	460-00-4	
Dibromofluoromethane (S)	96	%	68-122		1		03/19/09 15:56	1868-53-7	
Toluene-d8 (S)	103	%	73-127		1		03/19/09 15:56	2037-26-5	

This report shall not be reproduced, except in full,
without the written consent of Pace Analytical Services, Inc..

ACCREDITED IN ACCORDANCE WITH nelac

Pace Analytical®
www.pacelabs.com

Pace Analytical Services, Inc.
1241 Bellevue Street - Suite 9
Green Bay, WI 54302
(920)469-2436

ANALYTICAL RESULTS

Project: CERMATICS
Pace Project No.: 4015070

Sample: TB **Lab ID: 4015070009** Collected: 03/17/09 00:00 Received: 03/18/09 12:00 Matrix: Water

Parameters	Results	Units	LOQ	LOD	DF	Prepared	Analyzed	CAS No.	Qual
8260 MSV	Analytical Method: EPA 8260								
Benzene	<0.41	ug/L	1.0	0.41	1		03/19/09 11:47	71-43-2	
Bromobenzene	<0.82	ug/L	1.0	0.82	1		03/19/09 11:47	108-86-1	
Bromochloromethane	<0.97	ug/L	1.0	0.97	1		03/19/09 11:47	74-97-5	
Bromodichloromethane	<0.56	ug/L	1.0	0.56	1		03/19/09 11:47	75-27-4	
Bromoform	<0.94	ug/L	1.0	0.94	1		03/19/09 11:47	75-25-2	
Bromomethane	<0.91	ug/L	1.0	0.91	1		03/19/09 11:47	74-83-9	
n-Butylbenzene	<0.93	ug/L	1.0	0.93	1		03/19/09 11:47	104-51-8	
sec-Butylbenzene	<0.89	ug/L	5.0	0.89	1		03/19/09 11:47	135-98-8	
tert-Butylbenzene	<0.97	ug/L	1.0	0.97	1		03/19/09 11:47	98-06-6	
Carbon tetrachloride	<0.49	ug/L	1.0	0.49	1		03/19/09 11:47	56-23-5	
Chlorobenzene	<0.41	ug/L	1.0	0.41	1		03/19/09 11:47	108-90-7	
Chloroethane	<0.97	ug/L	1.0	0.97	1		03/19/09 11:47	75-00-3	
Chloroform	<1.3	ug/L	5.0	1.3	1		03/19/09 11:47	67-66-3	
Chloromethane	<0.24	ug/L	1.0	0.24	1		03/19/09 11:47	74-87-3	
2-Chlorotoluene	<0.85	ug/L	1.0	0.85	1		03/19/09 11:47	95-49-8	
4-Chlorotoluene	<0.74	ug/L	1.0	0.74	1		03/19/09 11:47	106-43-4	
1,2-Dibromo-3-chloropropane	<1.7	ug/L	5.0	1.7	1		03/19/09 11:47	96-12-8	
Dibromochloromethane	<0.81	ug/L	1.0	0.81	1		03/19/09 11:47	124-48-1	
1,2-Dibromoethane (EDB)	<0.56	ug/L	1.0	0.56	1		03/19/09 11:47	106-93-4	
Dibromomethane	<0.60	ug/L	1.0	0.60	1		03/19/09 11:47	74-95-3	
1,2-Dichlorobenzene	<0.83	ug/L	1.0	0.83	1		03/19/09 11:47	95-50-1	
1,3-Dichlorobenzene	<0.87	ug/L	1.0	0.87	1		03/19/09 11:47	541-73-1	
1,4-Dichlorobenzene	<0.95	ug/L	1.0	0.95	1		03/19/09 11:47	106-46-7	
Dichlorodifluoromethane	<0.99	ug/L	1.0	0.99	1		03/19/09 11:47	75-71-8	
1,1-Dichloroethane	<0.75	ug/L	1.0	0.75	1		03/19/09 11:47	75-34-3	
1,2-Dichloroethane	<0.36	ug/L	1.0	0.36	1		03/19/09 11:47	107-06-2	
1,1-Dichloroethene	<0.57	ug/L	1.0	0.57	1		03/19/09 11:47	75-35-4	
cis-1,2-Dichloroethene	<0.83	ug/L	1.0	0.83	1		03/19/09 11:47	156-59-2	
trans-1,2-Dichloroethene	<0.89	ug/L	1.0	0.89	1		03/19/09 11:47	156-60-5	
1,2-Dichloropropane	<0.49	ug/L	1.0	0.49	1		03/19/09 11:47	78-87-5	
1,3-Dichloropropane	<0.61	ug/L	1.0	0.61	1		03/19/09 11:47	142-28-9	
2,2-Dichloropropane	<0.62	ug/L	1.0	0.62	1		03/19/09 11:47	594-20-7	
1,1-Dichloropropene	<0.75	ug/L	1.0	0.75	1		03/19/09 11:47	563-58-6	
cis-1,3-Dichloropropene	<0.20	ug/L	1.0	0.20	1		03/19/09 11:47	10061-01-5	
trans-1,3-Dichloropropene	<0.19	ug/L	1.0	0.19	1		03/19/09 11:47	10061-02-6	
Diisopropyl ether	<0.76	ug/L	1.0	0.76	1		03/19/09 11:47	108-20-3	
Ethylbenzene	<0.54	ug/L	1.0	0.54	1		03/19/09 11:47	100-41-4	
Hexachloro-1,3-butadiene	<0.67	ug/L	5.0	0.67	1		03/19/09 11:47	87-68-3	
Isopropylbenzene (Cumene)	<0.59	ug/L	1.0	0.59	1		03/19/09 11:47	98-82-8	
p-Isopropyltoluene	<0.67	ug/L	1.0	0.67	1		03/19/09 11:47	99-87-6	
Methylene Chloride	<0.43	ug/L	1.0	0.43	1		03/19/09 11:47	75-09-2	
Methyl-tert-butyl ether	<0.61	ug/L	1.0	0.61	1		03/19/09 11:47	1634-04-4	
Naphthalene	<0.89	ug/L	5.0	0.89	1		03/19/09 11:47	91-20-3	
n-Propylbenzene	<0.81	ug/L	1.0	0.81	1		03/19/09 11:47	103-65-1	
Styrene	<0.86	ug/L	1.0	0.86	1		03/19/09 11:47	100-42-5	
1,1,1,2-Tetrachloroethane	<0.92	ug/L	1.0	0.92	1		03/19/09 11:47	630-20-6	

This report shall not be reproduced, except in full,
without the written consent of Pace Analytical Services, Inc..

nelac

Pace Analytical®
www.pacelabs.com

Pace Analytical Services, Inc.
1241 Bellevue Street - Suite 9
Green Bay, WI 54302
(920)469-2436

ANALYTICAL RESULTS

Project: CERMATICS
Pace Project No.: 4015070

Sample: TB **Lab ID: 4015070009** Collected: 03/17/09 00:00 Received: 03/18/09 12:00 Matrix: Water

Parameters	Results	Units	LOQ	LOD	DF	Prepared	Analyzed	CAS No.	Qual
8260 MSV	Analytical Method: EPA 8260								
1,1,2,2-Tetrachloroethane	**<0.20**	ug/L	1.0	0.20	1		03/19/09 11:47	79-34-5	
Tetrachloroethene	**<0.45**	ug/L	1.0	0.45	1		03/19/09 11:47	127-18-4	
Toluene	**2.2**	ug/L	1.0	0.67	1		03/19/09 11:47	108-88-3	
1,2,3-Trichlorobenzene	**<0.74**	ug/L	1.0	0.74	1		03/19/09 11:47	87-61-6	
1,2,4-Trichlorobenzene	**<0.97**	ug/L	1.0	0.97	1		03/19/09 11:47	120-82-1	
1,1,1-Trichloroethane	**<0.90**	ug/L	1.0	0.90	1		03/19/09 11:47	71-55-6	
1,1,2-Trichloroethane	**<0.42**	ug/L	1.0	0.42	1		03/19/09 11:47	79-00-5	
Trichloroethene	**<0.48**	ug/L	1.0	0.48	1		03/19/09 11:47	79-01-6	
Trichlorofluoromethane	**<0.79**	ug/L	1.0	0.79	1		03/19/09 11:47	75-69-4	
1,2,3-Trichloropropane	**<0.99**	ug/L	1.0	0.99	1		03/19/09 11:47	96-18-4	
1,2,4-Trimethylbenzene	**<0.97**	ug/L	1.0	0.97	1		03/19/09 11:47	95-63-6	
1,3,5-Trimethylbenzene	**<0.83**	ug/L	1.0	0.83	1		03/19/09 11:47	108-67-8	
Vinyl chloride	**<0.18**	ug/L	1.0	0.18	1		03/19/09 11:47	75-01-4	
m&p-Xylene	**<1.8**	ug/L	2.0	1.8	1		03/19/09 11:47	1330-20-7	
o-Xylene	**<0.83**	ug/L	1.0	0.83	1		03/19/09 11:47	95-47-6	
4-Bromofluorobenzene (S)	95	%	64-132		1		03/19/09 11:47	460-00-4	
Dibromofluoromethane (S)	96	%	68-122		1		03/19/09 11:47	1868-53-7	
Toluene-d8 (S)	105	%	73-127		1		03/19/09 11:47	2037-26-5	

This report shall not be reproduced, except in full,
without the written consent of Pace Analytical Services, Inc..

ACCREDITED IN ACCORDANCE WITH nelac

Pace Analytical®
www.pacelabs.com

Pace Analytical Services, Inc.
1241 Bellevue Street - Suite 9
Green Bay, WI 54302
(920)469-2436

QUALITY CONTROL DATA

Project: CERMATICS
Pace Project No.: 4015070

QC Batch: MSV/3974 Analysis Method: EPA 8260
QC Batch Method: EPA 8260 Analysis Description: 8260 MSV
Associated Lab Samples: 4015070001, 4015070002, 4015070003, 4015070004, 4015070005, 4015070006, 4015070007, 4015070008, 4015070009

METHOD BLANK: 136359 Matrix: Water
Associated Lab Samples: 4015070001, 4015070002, 4015070003, 4015070004, 4015070005, 4015070006, 4015070007, 4015070008, 4015070009

Parameter	Units	Blank Result	Reporting Limit	Analyzed	Qualifiers
1,1,1,2-Tetrachloroethane	ug/L	<0.92	1.0	03/19/09 08:32	
1,1,1-Trichloroethane	ug/L	<0.90	1.0	03/19/09 08:32	
1,1,2,2-Tetrachloroethane	ug/L	<0.20	1.0	03/19/09 08:32	
1,1,2-Trichloroethane	ug/L	<0.42	1.0	03/19/09 08:32	
1,1-Dichloroethane	ug/L	<0.75	1.0	03/19/09 08:32	
1,1-Dichloroethene	ug/L	<0.57	1.0	03/19/09 08:32	
1,1-Dichloropropene	ug/L	<0.75	1.0	03/19/09 08:32	
1,2,3-Trichlorobenzene	ug/L	<0.74	1.0	03/19/09 08:32	
1,2,3-Trichloropropane	ug/L	<0.99	1.0	03/19/09 08:32	
1,2,4-Trichlorobenzene	ug/L	<0.97	1.0	03/19/09 08:32	
1,2,4-Trimethylbenzene	ug/L	<0.97	1.0	03/19/09 08:32	
1,2-Dibromo-3-chloropropane	ug/L	<1.7	5.0	03/19/09 08:32	
1,2-Dibromoethane (EDB)	ug/L	<0.56	1.0	03/19/09 08:32	
1,2-Dichlorobenzene	ug/L	<0.83	1.0	03/19/09 08:32	
1,2-Dichloroethane	ug/L	<0.36	1.0	03/19/09 08:32	
1,2-Dichloropropane	ug/L	<0.49	1.0	03/19/09 08:32	
1,3,5-Trimethylbenzene	ug/L	<0.83	1.0	03/19/09 08:32	
1,3-Dichlorobenzene	ug/L	<0.87	1.0	03/19/09 08:32	
1,3-Dichloropropane	ug/L	<0.61	1.0	03/19/09 08:32	
1,4-Dichlorobenzene	ug/L	<0.95	1.0	03/19/09 08:32	
2,2-Dichloropropane	ug/L	<0.62	1.0	03/19/09 08:32	
2-Chlorotoluene	ug/L	<0.85	1.0	03/19/09 08:32	
4-Chlorotoluene	ug/L	<0.74	1.0	03/19/09 08:32	
Benzene	ug/L	<0.41	1.0	03/19/09 08:32	
Bromobenzene	ug/L	<0.82	1.0	03/19/09 08:32	
Bromochloromethane	ug/L	<0.97	1.0	03/19/09 08:32	
Bromodichloromethane	ug/L	<0.56	1.0	03/19/09 08:32	
Bromoform	ug/L	<0.94	1.0	03/19/09 08:32	
Bromomethane	ug/L	<0.91	1.0	03/19/09 08:32	
Carbon tetrachloride	ug/L	<0.49	1.0	03/19/09 08:32	
Chlorobenzene	ug/L	<0.41	1.0	03/19/09 08:32	
Chloroethane	ug/L	<0.97	1.0	03/19/09 08:32	
Chloroform	ug/L	<1.3	5.0	03/19/09 08:32	
Chloromethane	ug/L	<0.24	1.0	03/19/09 08:32	
cis-1,2-Dichloroethene	ug/L	<0.83	1.0	03/19/09 08:32	
cis-1,3-Dichloropropene	ug/L	<0.20	1.0	03/19/09 08:32	
Dibromochloromethane	ug/L	<0.81	1.0	03/19/09 08:32	
Dibromomethane	ug/L	<0.60	1.0	03/19/09 08:32	
Dichlorodifluoromethane	ug/L	<0.99	1.0	03/19/09 08:32	
Diisopropyl ether	ug/L	<0.76	1.0	03/19/09 08:32	
Ethylbenzene	ug/L	<0.54	1.0	03/19/09 08:32	

This report shall not be reproduced, except in full,
without the written consent of Pace Analytical Services, Inc..

nelac

Pace Analytical®
www.pacelabs.com

Pace Analytical Services, Inc.
1241 Bellevue Street - Suite 9
Green Bay, WI 54302
(920)469-2436

QUALITY CONTROL DATA

Project: CERMATICS
Pace Project No.: 4015070

METHOD BLANK: 136359 Matrix: Water

Associated Lab Samples: 4015070001, 4015070002, 4015070003, 4015070004, 4015070005, 4015070006, 4015070007, 4015070008, 4015070009

Parameter	Units	Blank Result	Reporting Limit	Analyzed	Qualifiers
Hexachloro-1,3-butadiene	ug/L	<0.67	5.0	03/19/09 08:32	
Isopropylbenzene (Cumene)	ug/L	<0.59	1.0	03/19/09 08:32	
m&p-Xylene	ug/L	<1.8	2.0	03/19/09 08:32	
Methyl-tert-butyl ether	ug/L	<0.61	1.0	03/19/09 08:32	
Methylene Chloride	ug/L	<0.43	1.0	03/19/09 08:32	
n-Butylbenzene	ug/L	<0.93	1.0	03/19/09 08:32	
n-Propylbenzene	ug/L	<0.81	1.0	03/19/09 08:32	
Naphthalene	ug/L	<0.89	5.0	03/19/09 08:32	
o-Xylene	ug/L	<0.83	1.0	03/19/09 08:32	
p-Isopropyltoluene	ug/L	<0.67	1.0	03/19/09 08:32	
sec-Butylbenzene	ug/L	<0.89	5.0	03/19/09 08:32	
Styrene	ug/L	<0.86	1.0	03/19/09 08:32	
tert-Butylbenzene	ug/L	<0.97	1.0	03/19/09 08:32	
Tetrachloroethene	ug/L	<0.45	1.0	03/19/09 08:32	
Toluene	ug/L	<0.67	1.0	03/19/09 08:32	
trans-1,2-Dichloroethene	ug/L	<0.89	1.0	03/19/09 08:32	
trans-1,3-Dichloropropene	ug/L	<0.19	1.0	03/19/09 08:32	
Trichloroethene	ug/L	<0.48	1.0	03/19/09 08:32	
Trichlorofluoromethane	ug/L	<0.79	1.0	03/19/09 08:32	
Vinyl chloride	ug/L	<0.18	1.0	03/19/09 08:32	
4-Bromofluorobenzene (S)	%	95	64-132	03/19/09 08:32	
Dibromofluoromethane (S)	%	95	68-122	03/19/09 08:32	
Toluene-d8 (S)	%	105	73-127	03/19/09 08:32	

LABORATORY CONTROL SAMPLE & LCSD: 136360 136361

Parameter	Units	Spike Conc.	LCS Result	LCSD Result	LCS % Rec	LCSD % Rec	% Rec Limits	RPD	Max RPD	Qualifiers
1,1,1-Trichloroethane	ug/L	50	49.7	45.0	99	90	75-128	10	20	
1,1,2,2-Tetrachloroethane	ug/L	50	49.1	45.8	98	92	67-125	7	20	
1,1,2-Trichloroethane	ug/L	50	49.7	45.9	99	92	75-125	8	20	
1,1-Dichloroethane	ug/L	50	48.4	43.7	97	87	71-130	10	20	
1,1-Dichloroethene	ug/L	50	47.6	43.3	95	87	75-125	10	20	
1,2-Dichloroethane	ug/L	50	45.9	40.2	92	80	71-132	13	20	
1,2-Dichloropropane	ug/L	50	48.2	44.3	96	89	73-125	8	20	
Benzene	ug/L	50	53.0	48.0	106	96	75-125	10	20	
Bromodichloromethane	ug/L	50	45.6	41.4	91	83	75-125	9	20	
Bromoform	ug/L	50	44.8	41.1	90	82	75-125	9	20	
Bromomethane	ug/L	50	44.3	38.8	89	78	66-125	13	20	
Carbon tetrachloride	ug/L	50	51.4	46.9	103	94	75-125	9	20	
Chlorobenzene	ug/L	50	54.8	50.9	110	102	75-125	7	20	
Chloroethane	ug/L	50	42.1	37.5	84	75	72-126	12	20	
Chloroform	ug/L	50	48.5	43.7	97	87	75-125	10	20	
Chloromethane	ug/L	50	35.5	30.0	71	60	46-143	17	20	
cis-1,2-Dichloroethene	ug/L	50	52.4	47.8	105	96	75-125	9	20	

This report shall not be reproduced, except in full,
without the written consent of Pace Analytical Services, Inc..

nelac

Pace Analytical®
www.pacelabs.com

Pace Analytical Services, Inc.
1241 Bellevue Street - Suite 9
Green Bay, WI 54302
(920)469-2436

QUALITY CONTROL DATA

Project: CERMATICS
Pace Project No.: 4015070

LABORATORY CONTROL SAMPLE & LCSD: 136360 136361

Parameter	Units	Spike Conc.	LCS Result	LCSD Result	LCS % Rec	LCSD % Rec	% Rec Limits	RPD	Max RPD	Qualifiers
cis-1,3-Dichloropropene	ug/L	50	48.0	44.9	96	90	75-125	7	20	
Dibromochloromethane	ug/L	50	44.4	42.2	89	84	75-125	5	20	
Ethylbenzene	ug/L	50	52.2	49.4	104	99	75-125	6	20	
m&p-Xylene	ug/L	100	107	101	107	101	75-125	6	20	
Methylene Chloride	ug/L	50	46.1	38.9	92	78	75-125	17	20	
o-Xylene	ug/L	50	53.9	50.8	108	102	75-125	6	20	
Styrene	ug/L	50	49.4	45.2	99	90	75-125	9	20	
Tetrachloroethene	ug/L	50	55.9	50.7	112	101	75-130	10	20	
Toluene	ug/L	50	53.3	49.0	107	98	75-125	8	20	
trans-1,2-Dichloroethene	ug/L	50	53.7	49.0	107	98	75-125	9	20	
trans-1,3-Dichloropropene	ug/L	50	45.0	41.5	90	83	75-125	8	20	
Trichloroethene	ug/L	50	53.1	47.4	106	95	75-125	11	20	
Vinyl chloride	ug/L	50	41.6	37.9	83	76	65-130	9	20	
4-Bromofluorobenzene (S)	%				93	96	64-132			
Dibromofluoromethane (S)	%				95	96	68-122			
Toluene-d8 (S)	%				105	105	73-127			

MATRIX SPIKE & MATRIX SPIKE DUPLICATE: 136455 136456

Parameter	Units	4015070003 Result	MS Spike Conc.	MSD Spike Conc.	MS Result	MSD Result	MS % Rec	MSD % Rec	% Rec Limits	RPD	Max RPD	Qual
1,1,1-Trichloroethane	ug/L	<0.90	50	50	49.2	50.4	98	101	70-130	3	30	
1,1,2,2-Tetrachloroethane	ug/L	<0.20	50	50	49.0	51.9	98	104	70-130	6	30	
1,1,2-Trichloroethane	ug/L	<0.42	50	50	47.7	52.3	95	105	70-130	9	30	
1,1-Dichloroethane	ug/L	<0.75	50	50	47.6	48.9	95	97	70-130	3	30	
1,1-Dichloroethene	ug/L	<0.57	50	50	45.4	48.1	91	96	70-135	6	30	
1,2-Dichloroethane	ug/L	<0.36	50	50	45.4	46.5	91	93	70-130	2	30	
1,2-Dichloropropane	ug/L	<0.49	50	50	47.7	49.9	95	100	70-130	5	30	
Benzene	ug/L	<0.41	50	50	52.9	53.7	106	107	70-130	1	30	
Bromodichloromethane	ug/L	<0.56	50	50	46.0	46.1	92	92	70-130	.1	30	
Bromoform	ug/L	<0.94	50	50	42.1	43.3	84	87	70-130	3	30	
Bromomethane	ug/L	<0.91	50	50	44.9	43.7	90	87	63-147	3	30	
Carbon tetrachloride	ug/L	<0.49	50	50	50.7	52.3	101	105	70-131	3	30	
Chlorobenzene	ug/L	<0.41	50	50	53.1	55.9	106	112	70-130	5	30	
Chloroethane	ug/L	<0.97	50	50	39.9	40.4	80	81	67-138	1	30	
Chloroform	ug/L	<1.3	50	50	47.8	49.5	96	99	70-130	4	30	
Chloromethane	ug/L	<0.24	50	50	32.4	31.6	65	63	43-150	2	30	
cis-1,2-Dichloroethene	ug/L	3.6	50	50	55.3	56.6	103	106	70-130	2	30	
cis-1,3-Dichloropropene	ug/L	<0.20	50	50	48.1	49.3	96	99	70-130	3	30	
Dibromochloromethane	ug/L	<0.81	50	50	43.8	46.5	88	93	70-130	6	30	
Ethylbenzene	ug/L	<0.54	50	50	50.6	54.1	101	108	70-136	7	30	
m&p-Xylene	ug/L	<1.8	100	100	103	111	103	111	70-137	8	30	
Methylene Chloride	ug/L	<0.43	50	50	43.9	46.0	88	92	70-130	5	30	
o-Xylene	ug/L	<0.83	50	50	52.2	55.7	104	111	70-130	6	30	
Styrene	ug/L	<0.86	50	50	43.7	50.0	87	100	70-130	13	30	
Tetrachloroethene	ug/L	<0.45	50	50	53.0	56.0	106	112	70-130	6	30	
Toluene	ug/L	<0.67	50	50	51.1	55.8	102	112	70-130	9	30	

This report shall not be reproduced, except in full,
without the written consent of Pace Analytical Services, Inc..

nelac

Pace Analytical®
www.pacelabs.com

Pace Analytical Services, Inc.
1241 Bellevue Street - Suite 9
Green Bay, WI 54302
(920)469-2436

QUALITY CONTROL DATA

Project: CERMATICS
Pace Project No.: 4015070

MATRIX SPIKE & MATRIX SPIKE DUPLICATE: 136455 136456

Parameter	Units	4015070003 Result	MS Spike Conc.	MSD Spike Conc.	MS Result	MSD Result	MS % Rec	MSD % Rec	% Rec Limits	RPD	Max RPD	Qual
trans-1,2-Dichloroethene	ug/L	<0.89	50	50	53.7	54.0	107	108	70-130	.5	30	
trans-1,3-Dichloropropene	ug/L	<0.19	50	50	42.1	47.4	84	95	70-130	12	30	
Trichloroethene	ug/L	<0.48	50	50	52.7	54.4	105	109	70-130	3	30	
Vinyl chloride	ug/L	<0.18	50	50	39.2	39.5	78	79	62-138	.6	30	
4-Bromofluorobenzene (S)	%						94	97	64-132			
Dibromofluoromethane (S)	%						96	95	68-122			
Toluene-d8 (S)	%						102	105	73-127			

This report shall not be reproduced, except in full,
without the written consent of Pace Analytical Services, Inc..

ACCREDITED IN ACCORDANCE WITH nelac

Pace Analytical®
www.pacelabs.com

Pace Analytical Services, Inc.
1241 Bellevue Street - Suite 9
Green Bay, WI 54302
(920)469-2436

QUALIFIERS

Project: CERMATICS
Pace Project No.: 4015070

DEFINITIONS

DF - Dilution Factor, if reported, represents the factor applied to the reported data due to changes in sample preparation, dilution of the sample aliquot, or moisture content.

ND - Not Detected at or above adjusted reporting limit.

J - Estimated concentration above the adjusted method detection limit and below the adjusted reporting limit.

MDL - Adjusted Method Detection Limit.

S - Surrogate

1,2-Diphenylhydrazine (8270 listed analyte) decomposes to Azobenzene.

Consistent with EPA guidelines, unrounded data are displayed and have been used to calculate % recovery and RPD values.

LCS(D) - Laboratory Control Sample (Duplicate)

MS(D) - Matrix Spike (Duplicate)

DUP - Sample Duplicate

RPD - Relative Percent Difference

NC - Not Calculable.

Pace Analytical is NELAP accredited. Contact your Pace PM for the current list of accredited analytes.

U - Indicates the compound was analyzed for, but not detected.

LABORATORIES

PASI-G Pace Analytical Services - Green Bay

This report shall not be reproduced, except in full,
without the written consent of Pace Analytical Services, Inc..

nelac

Pace Analytical

CHAIN-OF-CUSTODY / Analytical Request Document

The Chain-of-Custody is a LEGAL DOCUMENT. All relevant fields must be completed accurately.

Page: 1 of 1

935199

Section A Required Client Information:		Section B Required Project Information:		Section C Invoice Information:	
Company	E2M	Report To:	Chris Mielke	Attention:	Jim Luedtke
Address	W223 N7743 Corvel Ct	Copy To:		Company Name:	10532 North Council Mill Rd.
	Sussex WI 53089			Address:	Mequon, WI 53097
Email To:	Chris Mielke	Purchase Order No.:		Pace Quote Reference:	
Phone	262 820 3719	Fax		Project Name:	Cermatics
		Project Name:		Pace Project Manager:	Steve M
Requested Due Date/TAT:	Normal	Project Number:		Pace Profile #:	

REGULATORY AGENCY

☐ NPDES ☐ GROUND WATER ☐ DRINKING WATER
☐ UST ☒ RCRA ☐ Other_____

SITE LOCATION ☐GA ☐IL ☐IN ☐MI ☐MN ☐NC ☐OH ☐SC ☒WI ☐OTHER _____

Filtered (Y/N): N

Requested Analysis: VOC

Residual Chlorine (Y/N)

407895 Pace Project Number

Lab I.D

Section D Required Client Information

SAMPLE ID

One Character per box. (A-Z, 0-9 / ,-) Samples IDs MUST BE UNIQUE

Valid Matrix Codes

MATRIX	CODE
DRINKING WATER	DW
WATER	WT
WASTE WATER	WW
PRODUCT	P
SOIL/SOLID	SL
OIL	OL
WIPE	WP
AIR	AR
OTHER	OT
TISSUE	TS

ITEM #	SAMPLE ID	MATRIX CODE	SAMPLE TYPE G=GRAB C=COMP	COMPOSITE START DATE	COMPOSITE START TIME	COMPOSITE END/GRAB DATE	COMPOSITE END/GRAB TIME	SAMPLE TEMP AT COLLECTION	# OF CONTAINERS	Unpreserved	H_2SO_4	HNO_3	HCl	NaOH	$Na_2S_2O_3$	Methanol	Other	VOC	Lab I.D
1	CM/MW1/0808 001	WT	G			08/15/08	12:15	59°F	3				X					X	340MIB
2	CM/MW2/0808 002						11:20		3				X					X	
3	CM/MW3/0808 003						12:00		3				X					X	
4	CM/MW4/0808 004						11:50		3				X					X	
5	CM/MW5/0808 005						11:10		3				X					X	4-40MIB
6	CM/PZ1/0808 006						11:00		3				X					X	2-40MIB
7	TB* 007																		TB
8																			
9																			
10	* Added to COC by lab 8/15/08	NP																	
11																			
12																			

Preservatives

Additional Comments:

Normal VOC Pricing.
Invoice to Chris Mielke for Approval E2M will Forward for Payment

RELINQUISHED BY / AFFILIATION	DATE	TIME	ACCEPTED BY / AFFILIATION	DATE	TIME
Chris Mielke	8/18/08	900	D. Muelle	8/18/08	10:30
[illegible]	8/18/08	15:10	Chanley Bundy	8/18/08	1510

SAMPLE CONDITION

Temp in °C	Received on Ice	Custody Sealed Cooler	Samples Intact
RUI	Y/N	Y/N	Y/N
	Y/N	Y/N	Y/N
	Y/N	Y/N	Y/N
	Y/N	Y/N	Y/N

SAMPLER NAME AND SIGNATURE

PRINT Name of SAMPLER: Chris Mielke

SIGNATURE of SAMPLER: [signature]

DATE Signed (MM / DD / YY)

Pace Analytical Services, Inc.
1241 Bellevue Street
Green Bay, WI 54302
(920)469-2436

August 21, 2008

Chris Mielke
E2M, LLC.
W223 N7343 Carole Ct.
Sussex, WI 53089

RE: Project: CERMATICS
Pace Project No.: 407895

Dear Chris Mielke:
Enclosed are the analytical results for sample(s) received by the laboratory on August 18, 2008. The results relate only to the samples included in this report. Results reported herein conform to the most current NELAC standards, where applicable, unless otherwise narrated in the body of the report.

If you have any questions concerning this report, please feel free to contact me.

Sincerely,

Steven Mleczko

steve.mleczko@pacelabs.com
Project Manager

Enclosures

This report shall not be reproduced, except in full,
without the written consent of Pace Analytical Services, Inc..

Pace Analytical Services, Inc.
1241 Bellevue Street
Green Bay, WI 54302
(920)469-2436

CERTIFICATIONS

Project: CERMATICS
Pace Project No.: 407895

Green Bay Certification IDs

Louisiana Certification #: 04168
Kentucky Certification #: 82
Wisconsin DATCP Certification #: 105-444
Wisconsin Certification #: 405132750
South Carolina Certification #: 83006001
Minnesota Certification #: 055-999-334
North Carolina Certification #: 503
North Dakota Certification #: R-150
New York Certification #: 11888
Illinois Certification #: 200050
Florida (NELAP) Certification #: E87948

Green Bay Volatiles Certification IDs

Louisiana Certification #: 04169
Kentucky Certification #: 83
Wisconsin DATCP Certification #: 105-444
Wisconsin Certification #: 405132750
South Carolina Certification #: 83006001
Minnesota Certification #: 055-999-334
North Carolina Certification #: 503
North Dakota Certification #: R-200
New York Certification #: 11887
Illinois Certification #: 200051
Florida (NELAP) Certification #: E87951

This report shall not be reproduced, except in full,
without the written consent of Pace Analytical Services, Inc..

Pace Analytical Services, Inc.
1241 Bellevue Street
Green Bay, WI 54302
(920)469-2436

SAMPLE SUMMARY

Project: CERMATICS
Pace Project No.: 407895

Lab ID	Sample ID	Matrix	Date Collected	Date Received
407895001	**CM/MW1/0808**	Water	08/15/08 12:15	08/18/08 15:10
407895002	**CM/MW2/0808**	Water	08/15/08 11:20	08/18/08 15:10
407895003	**CM/MW3/0808**	Water	08/15/08 12:00	08/18/08 15:10
407895004	**CM/MW4/0808**	Water	08/15/08 11:50	08/18/08 15:10
407895005	**CM/MW5/0808**	Water	08/15/08 11:10	08/18/08 15:10
407895006	**CM/PZ1/0808**	Water	08/15/08 11:00	08/18/08 15:10
407895007	**TB**	Water	08/15/08 00:00	08/18/08 15:10

This report shall not be reproduced, except in full,
without the written consent of Pace Analytical Services, Inc..

Pace Analytical Services, Inc.
1241 Bellevue Street
Green Bay, WI 54302
(920)469-2436

SAMPLE ANALYTE COUNT

Project: CERMATICS
Pace Project No.: 407895

Lab ID	Sample ID	Method	Analysts	Analytes Reported	Laboratory
407895001	CM/MW1/0808	EPA 8260	SMT	64	PASI-G
407895002	CM/MW2/0808	EPA 8260	SMT	64	PASI-G
407895003	CM/MW3/0808	EPA 8260	SMT	64	PASI-G
407895004	CM/MW4/0808	EPA 8260	SMT	64	PASI-G
407895005	CM/MW5/0808	EPA 8260	SMT	64	PASI-G
407895006	CM/PZ1/0808	EPA 8260	SMT	64	PASI-G
407895007	TB	EPA 8260	SMT	64	PASI-G

This report shall not be reproduced, except in full,
without the written consent of Pace Analytical Services, Inc..

Pace Analytical Services, Inc.
1241 Bellevue Street
Green Bay, WI 54302
(920)469-2436

PROJECT NARRATIVE

Project: CERMATICS
Pace Project No.: 407895

Method: **EPA 8260**
Description: 8260 MSV
Client: E2M, LLC.
Date: August 21, 2008

General Information:
7 samples were analyzed for EPA 8260. All samples were received in acceptable condition with any exceptions noted below.

Hold Time:
The samples were analyzed within the method required hold times with any exceptions noted below.

Initial Calibrations (including MS Tune as applicable):
All criteria were within method requirements with any exceptions noted below.

Continuing Calibration:
All criteria were within method requirements with any exceptions noted below.

Internal Standards:
All internal standards were within QC limits with any exceptions noted below.

Surrogates:
All surrogates were within QC limits with any exceptions noted below.

Method Blank:
All analytes were below the report limit in the method blank with any exceptions noted below.

Laboratory Control Spike:
All laboratory control spike compounds were within QC limits with any exceptions noted below.

Matrix Spikes:
All percent recoveries and relative percent differences (RPDs) were within acceptance criteria with any exceptions noted below.

Duplicate Sample:
All duplicate sample results were within method acceptance criteria with any exceptions noted below.

Additional Comments:

This data package has been reviewed for quality and completeness and is approved for release.

This report shall not be reproduced, except in full,
without the written consent of Pace Analytical Services, Inc..

Pace Analytical Services, Inc.
1241 Bellevue Street
Green Bay, WI 54302
(920)469-2436

ANALYTICAL RESULTS

Project: CERMATICS
Pace Project No.: 407895

Sample: CM/MW1/0808 **Lab ID: 407895001** Collected: 08/15/08 12:15 Received: 08/18/08 15:10 Matrix: Water

Parameters	Results	Units	LOQ	LOD	DF	Prepared	Analyzed	CAS No.	Qual
8260 MSV	Analytical Method: EPA 8260								
Benzene	**<0.41**	ug/L	1.0	0.41	1		08/21/08 02:22	71-43-2	
Bromobenzene	**<0.82**	ug/L	1.0	0.82	1		08/21/08 02:22	108-86-1	
Bromochloromethane	**<0.97**	ug/L	1.0	0.97	1		08/21/08 02:22	74-97-5	
Bromodichloromethane	**<0.56**	ug/L	1.9	0.56	1		08/21/08 02:22	75-27-4	
Bromoform	**<0.94**	ug/L	3.1	0.94	1		08/21/08 02:22	75-25-2	
Bromomethane	**<0.91**	ug/L	3.0	0.91	1		08/21/08 02:22	74-83-9	
n-Butylbenzene	**<0.93**	ug/L	1.0	0.93	1		08/21/08 02:22	104-51-8	
sec-Butylbenzene	**<0.89**	ug/L	1.0	0.89	1		08/21/08 02:22	135-98-8	
tert-Butylbenzene	**<0.97**	ug/L	1.0	0.97	1		08/21/08 02:22	98-06-6	
Carbon tetrachloride	**<0.49**	ug/L	1.0	0.49	1		08/21/08 02:22	56-23-5	
Chlorobenzene	**<0.41**	ug/L	1.0	0.41	1		08/21/08 02:22	108-90-7	
Chloroethane	**<0.97**	ug/L	1.0	0.97	1		08/21/08 02:22	75-00-3	
Chloroform	**<0.37**	ug/L	1.2	0.37	1		08/21/08 02:22	67-66-3	
Chloromethane	**<0.24**	ug/L	0.80	0.24	1		08/21/08 02:22	74-87-3	
2-Chlorotoluene	**<0.85**	ug/L	1.0	0.85	1		08/21/08 02:22	95-49-8	
4-Chlorotoluene	**<0.74**	ug/L	1.0	0.74	1		08/21/08 02:22	106-43-4	
1,2-Dibromo-3-chloropropane	**<0.87**	ug/L	2.9	0.87	1		08/21/08 02:22	96-12-8	
Dibromochloromethane	**<0.81**	ug/L	1.0	0.81	1		08/21/08 02:22	124-48-1	
1,2-Dibromoethane (EDB)	**<0.56**	ug/L	1.9	0.56	1		08/21/08 02:22	106-93-4	
Dibromomethane	**<0.60**	ug/L	1.0	0.60	1		08/21/08 02:22	74-95-3	
1,2-Dichlorobenzene	**<0.83**	ug/L	1.0	0.83	1		08/21/08 02:22	95-50-1	
1,3-Dichlorobenzene	**<0.87**	ug/L	1.0	0.87	1		08/21/08 02:22	541-73-1	
1,4-Dichlorobenzene	**<0.95**	ug/L	1.0	0.95	1		08/21/08 02:22	106-46-7	
Dichlorodifluoromethane	**<0.99**	ug/L	1.0	0.99	1		08/21/08 02:22	75-71-8	
1,1-Dichloroethane	**<0.75**	ug/L	1.0	0.75	1		08/21/08 02:22	75-34-3	
1,2-Dichloroethane	**<0.36**	ug/L	1.0	0.36	1		08/21/08 02:22	107-06-2	
1,1-Dichloroethene	**<0.57**	ug/L	1.0	0.57	1		08/21/08 02:22	75-35-4	
cis-1,2-Dichloroethene	**<0.83**	ug/L	1.0	0.83	1		08/21/08 02:22	156-59-2	
trans-1,2-Dichloroethene	**<0.89**	ug/L	1.0	0.89	1		08/21/08 02:22	156-60-5	
1,2-Dichloropropane	**<0.46**	ug/L	1.0	0.46	1		08/21/08 02:22	78-87-5	
1,3-Dichloropropane	**<0.61**	ug/L	2.0	0.61	1		08/21/08 02:22	142-28-9	
2,2-Dichloropropane	**<0.62**	ug/L	1.0	0.62	1		08/21/08 02:22	594-20-7	
1,1-Dichloropropene	**<0.75**	ug/L	1.0	0.75	1		08/21/08 02:22	563-58-6	
cis-1,3-Dichloropropene	**<0.19**	ug/L	0.63	0.19	1		08/21/08 02:22	10061-01-5	
trans-1,3-Dichloropropene	**<0.19**	ug/L	0.63	0.19	1		08/21/08 02:22	10061-02-6	
Diisopropyl ether	**<0.76**	ug/L	1.0	0.76	1		08/21/08 02:22	108-20-3	
Ethylbenzene	**<0.54**	ug/L	1.0	0.54	1		08/21/08 02:22	100-41-4	
Hexachloro-1,3-butadiene	**<0.67**	ug/L	1.0	0.67	1		08/21/08 02:22	87-68-3	
Isopropylbenzene (Cumene)	**<0.59**	ug/L	1.0	0.59	1		08/21/08 02:22	98-82-8	
p-Isopropyltoluene	**<0.67**	ug/L	1.0	0.67	1		08/21/08 02:22	99-87-6	
Methylene Chloride	**<0.43**	ug/L	1.4	0.43	1		08/21/08 02:22	75-09-2	
Methyl-tert-butyl ether	**<0.61**	ug/L	2.0	0.61	1		08/21/08 02:22	1634-04-4	
Naphthalene	**<0.74**	ug/L	5.0	0.74	1		08/21/08 02:22	91-20-3	
n-Propylbenzene	**<0.81**	ug/L	1.0	0.81	1		08/21/08 02:22	103-65-1	
Styrene	**<0.86**	ug/L	1.0	0.86	1		08/21/08 02:22	100-42-5	
1,1,1,2-Tetrachloroethane	**<0.92**	ug/L	1.0	0.92	1		08/21/08 02:22	630-20-6	

This report shall not be reproduced, except in full,
without the written consent of Pace Analytical Services, Inc..

Pace Analytical Services, Inc.
1241 Bellevue Street
Green Bay, WI 54302
(920)469-2436

ANALYTICAL RESULTS

Project: CERMATICS
Pace Project No.: 407895

Sample: CM/MW1/0808 **Lab ID: 407895001** Collected: 08/15/08 12:15 Received: 08/18/08 15:10 Matrix: Water

Parameters	Results	Units	LOQ	LOD	DF	Prepared	Analyzed	CAS No.	Qual
8260 MSV	Analytical Method: EPA 8260								
1,1,2,2-Tetrachloroethane	**<0.20**	ug/L	0.67	0.20	1		08/21/08 02:22	79-34-5	
Tetrachloroethene	**<0.45**	ug/L	1.0	0.45	1		08/21/08 02:22	127-18-4	
Toluene	**<0.67**	ug/L	1.0	0.67	1		08/21/08 02:22	108-88-3	
1,2,3-Trichlorobenzene	**<0.74**	ug/L	1.0	0.74	1		08/21/08 02:22	87-61-6	
1,2,4-Trichlorobenzene	**<0.97**	ug/L	1.0	0.97	1		08/21/08 02:22	120-82-1	
1,1,1-Trichloroethane	**1.4**	ug/L	1.0	0.90	1		08/21/08 02:22	71-55-6	
1,1,2-Trichloroethane	**<0.42**	ug/L	1.4	0.42	1		08/21/08 02:22	79-00-5	
Trichloroethene	**2.0**	ug/L	1.0	0.48	1		08/21/08 02:22	79-01-6	
Trichlorofluoromethane	**<0.79**	ug/L	1.0	0.79	1		08/21/08 02:22	75-69-4	
1,2,3-Trichloropropane	**<0.99**	ug/L	1.0	0.99	1		08/21/08 02:22	96-18-4	
1,2,4-Trimethylbenzene	**<0.97**	ug/L	1.0	0.97	1		08/21/08 02:22	95-63-6	
1,3,5-Trimethylbenzene	**<0.83**	ug/L	1.0	0.83	1		08/21/08 02:22	108-67-8	
Vinyl chloride	**<0.18**	ug/L	0.60	0.18	1		08/21/08 02:22	75-01-4	
m&p-Xylene	**<1.8**	ug/L	2.0	1.8	1		08/21/08 02:22	1330-20-7	
o-Xylene	**<0.83**	ug/L	1.0	0.83	1		08/21/08 02:22	95-47-6	
4-Bromofluorobenzene (S)	102	%	64-132		1		08/21/08 02:22	460-00-4	
Dibromofluoromethane (S)	100	%	68-122		1		08/21/08 02:22	1868-53-7	
Toluene-d8 (S)	109	%	73-127		1		08/21/08 02:22	2037-26-5	

Sample: CM/MW2/0808 **Lab ID: 407895002** Collected: 08/15/08 11:20 Received: 08/18/08 15:10 Matrix: Water

Parameters	Results	Units	LOQ	LOD	DF	Prepared	Analyzed	CAS No.	Qual
8260 MSV	Analytical Method: EPA 8260								
Benzene	**<0.41**	ug/L	1.0	0.41	1		08/21/08 02:44	71-43-2	
Bromobenzene	**<0.82**	ug/L	1.0	0.82	1		08/21/08 02:44	108-86-1	
Bromochloromethane	**<0.97**	ug/L	1.0	0.97	1		08/21/08 02:44	74-97-5	
Bromodichloromethane	**<0.56**	ug/L	1.9	0.56	1		08/21/08 02:44	75-27-4	
Bromoform	**<0.94**	ug/L	3.1	0.94	1		08/21/08 02:44	75-25-2	
Bromomethane	**<0.91**	ug/L	3.0	0.91	1		08/21/08 02:44	74-83-9	
n-Butylbenzene	**<0.93**	ug/L	1.0	0.93	1		08/21/08 02:44	104-51-8	
sec-Butylbenzene	**<0.89**	ug/L	1.0	0.89	1		08/21/08 02:44	135-98-8	
tert-Butylbenzene	**<0.97**	ug/L	1.0	0.97	1		08/21/08 02:44	98-06-6	
Carbon tetrachloride	**<0.49**	ug/L	1.0	0.49	1		08/21/08 02:44	56-23-5	
Chlorobenzene	**<0.41**	ug/L	1.0	0.41	1		08/21/08 02:44	108-90-7	
Chloroethane	**<0.97**	ug/L	1.0	0.97	1		08/21/08 02:44	75-00-3	
Chloroform	**<0.37**	ug/L	1.2	0.37	1		08/21/08 02:44	67-66-3	
Chloromethane	**<0.24**	ug/L	0.80	0.24	1		08/21/08 02:44	74-87-3	
2-Chlorotoluene	**<0.85**	ug/L	1.0	0.85	1		08/21/08 02:44	95-49-8	
4-Chlorotoluene	**<0.74**	ug/L	1.0	0.74	1		08/21/08 02:44	106-43-4	
1,2-Dibromo-3-chloropropane	**<0.87**	ug/L	2.9	0.87	1		08/21/08 02:44	96-12-8	
Dibromochloromethane	**<0.81**	ug/L	1.0	0.81	1		08/21/08 02:44	124-48-1	
1,2-Dibromoethane (EDB)	**<0.56**	ug/L	1.9	0.56	1		08/21/08 02:44	106-93-4	
Dibromomethane	**<0.60**	ug/L	1.0	0.60	1		08/21/08 02:44	74-95-3	

This report shall not be reproduced, except in full,
without the written consent of Pace Analytical Services, Inc..

Pace Analytical Services, Inc.
1241 Bellevue Street
Green Bay, WI 54302
(920)469-2436

ANALYTICAL RESULTS

Project: CERMATICS
Pace Project No.: 407895

Sample: CM/MW2/0808 **Lab ID: 407895002** Collected: 08/15/08 11:20 Received: 08/18/08 15:10 Matrix: Water

Parameters	Results	Units	LOQ	LOD	DF	Prepared	Analyzed	CAS No.	Qual
8260 MSV	Analytical Method: EPA 8260								
1,2-Dichlorobenzene	**<0.83**	ug/L	1.0	0.83	1		08/21/08 02:44	95-50-1	
1,3-Dichlorobenzene	**<0.87**	ug/L	1.0	0.87	1		08/21/08 02:44	541-73-1	
1,4-Dichlorobenzene	**<0.95**	ug/L	1.0	0.95	1		08/21/08 02:44	106-46-7	
Dichlorodifluoromethane	**<0.99**	ug/L	1.0	0.99	1		08/21/08 02:44	75-71-8	
1,1-Dichloroethane	**1.8**	ug/L	1.0	0.75	1		08/21/08 02:44	75-34-3	
1,2-Dichloroethane	**<0.36**	ug/L	1.0	0.36	1		08/21/08 02:44	107-06-2	
1,1-Dichloroethene	**<0.57**	ug/L	1.0	0.57	1		08/21/08 02:44	75-35-4	
cis-1,2-Dichloroethene	**42.6**	ug/L	1.0	0.83	1		08/21/08 02:44	156-59-2	
trans-1,2-Dichloroethene	**1.2**	ug/L	1.0	0.89	1		08/21/08 02:44	156-60-5	
1,2-Dichloropropane	**<0.46**	ug/L	1.0	0.46	1		08/21/08 02:44	78-87-5	
1,3-Dichloropropane	**<0.61**	ug/L	2.0	0.61	1		08/21/08 02:44	142-28-9	
2,2-Dichloropropane	**<0.62**	ug/L	1.0	0.62	1		08/21/08 02:44	594-20-7	
1,1-Dichloropropene	**<0.75**	ug/L	1.0	0.75	1		08/21/08 02:44	563-58-6	
cis-1,3-Dichloropropene	**<0.19**	ug/L	0.63	0.19	1		08/21/08 02:44	10061-01-5	
trans-1,3-Dichloropropene	**<0.19**	ug/L	0.63	0.19	1		08/21/08 02:44	10061-02-6	
Diisopropyl ether	**<0.76**	ug/L	1.0	0.76	1		08/21/08 02:44	108-20-3	
Ethylbenzene	**<0.54**	ug/L	1.0	0.54	1		08/21/08 02:44	100-41-4	
Hexachloro-1,3-butadiene	**<0.67**	ug/L	1.0	0.67	1		08/21/08 02:44	87-68-3	
Isopropylbenzene (Cumene)	**<0.59**	ug/L	1.0	0.59	1		08/21/08 02:44	98-82-8	
p-Isopropyltoluene	**<0.67**	ug/L	1.0	0.67	1		08/21/08 02:44	99-87-6	
Methylene Chloride	**<0.43**	ug/L	1.4	0.43	1		08/21/08 02:44	75-09-2	
Methyl-tert-butyl ether	**<0.61**	ug/L	2.0	0.61	1		08/21/08 02:44	1634-04-4	
Naphthalene	**<0.74**	ug/L	5.0	0.74	1		08/21/08 02:44	91-20-3	
n-Propylbenzene	**<0.81**	ug/L	1.0	0.81	1		08/21/08 02:44	103-65-1	
Styrene	**<0.86**	ug/L	1.0	0.86	1		08/21/08 02:44	100-42-5	
1,1,1,2-Tetrachloroethane	**<0.92**	ug/L	1.0	0.92	1		08/21/08 02:44	630-20-6	
1,1,2,2-Tetrachloroethane	**<0.20**	ug/L	0.67	0.20	1		08/21/08 02:44	79-34-5	
Tetrachloroethene	**1.0**	ug/L	1.0	0.45	1		08/21/08 02:44	127-18-4	
Toluene	**<0.67**	ug/L	1.0	0.67	1		08/21/08 02:44	108-88-3	
1,2,3-Trichlorobenzene	**<0.74**	ug/L	1.0	0.74	1		08/21/08 02:44	87-61-6	
1,2,4-Trichlorobenzene	**<0.97**	ug/L	1.0	0.97	1		08/21/08 02:44	120-82-1	
1,1,1-Trichloroethane	**5.1**	ug/L	1.0	0.90	1		08/21/08 02:44	71-55-6	
1,1,2-Trichloroethane	**<0.42**	ug/L	1.4	0.42	1		08/21/08 02:44	79-00-5	
Trichloroethene	**31.8**	ug/L	1.0	0.48	1		08/21/08 02:44	79-01-6	
Trichlorofluoromethane	**<0.79**	ug/L	1.0	0.79	1		08/21/08 02:44	75-69-4	
1,2,3-Trichloropropane	**<0.99**	ug/L	1.0	0.99	1		08/21/08 02:44	96-18-4	
1,2,4-Trimethylbenzene	**<0.97**	ug/L	1.0	0.97	1		08/21/08 02:44	95-63-6	
1,3,5-Trimethylbenzene	**<0.83**	ug/L	1.0	0.83	1		08/21/08 02:44	108-67-8	
Vinyl chloride	**0.71**	ug/L	0.60	0.18	1		08/21/08 02:44	75-01-4	
m&p-Xylene	**<1.8**	ug/L	2.0	1.8	1		08/21/08 02:44	1330-20-7	
o-Xylene	**<0.83**	ug/L	1.0	0.83	1		08/21/08 02:44	95-47-6	
4-Bromofluorobenzene (S)	102	%	64-132		1		08/21/08 02:44	460-00-4	
Dibromofluoromethane (S)	101	%	68-122		1		08/21/08 02:44	1868-53-7	
Toluene-d8 (S)	106	%	73-127		1		08/21/08 02:44	2037-26-5	

This report shall not be reproduced, except in full,
without the written consent of Pace Analytical Services, Inc..

Pace Analytical Services, Inc.
1241 Bellevue Street
Green Bay, WI 54302
(920)469-2436

ANALYTICAL RESULTS

Project: CERMATICS
Pace Project No.: 407895

Sample: CM/MW3/0808 **Lab ID: 407895003** Collected: 08/15/08 12:00 Received: 08/18/08 15:10 Matrix: Water

Parameters	Results	Units	LOQ	LOD	DF	Prepared	Analyzed	CAS No.	Qual
8260 MSV	Analytical Method: EPA 8260								
Benzene	**<0.41**	ug/L	1.0	0.41	1		08/20/08 21:50	71-43-2	
Bromobenzene	**<0.82**	ug/L	1.0	0.82	1		08/20/08 21:50	108-86-1	
Bromochloromethane	**<0.97**	ug/L	1.0	0.97	1		08/20/08 21:50	74-97-5	
Bromodichloromethane	**<0.56**	ug/L	1.9	0.56	1		08/20/08 21:50	75-27-4	
Bromoform	**<0.94**	ug/L	3.1	0.94	1		08/20/08 21:50	75-25-2	
Bromomethane	**<0.91**	ug/L	3.0	0.91	1		08/20/08 21:50	74-83-9	
n-Butylbenzene	**<0.93**	ug/L	1.0	0.93	1		08/20/08 21:50	104-51-8	
sec-Butylbenzene	**<0.89**	ug/L	1.0	0.89	1		08/20/08 21:50	135-98-8	
tert-Butylbenzene	**<0.97**	ug/L	1.0	0.97	1		08/20/08 21:50	98-06-6	
Carbon tetrachloride	**<0.49**	ug/L	1.0	0.49	1		08/20/08 21:50	56-23-5	
Chlorobenzene	**<0.41**	ug/L	1.0	0.41	1		08/20/08 21:50	108-90-7	
Chloroethane	**<0.97**	ug/L	1.0	0.97	1		08/20/08 21:50	75-00-3	
Chloroform	**<0.37**	ug/L	1.2	0.37	1		08/20/08 21:50	67-66-3	
Chloromethane	**<0.24**	ug/L	0.80	0.24	1		08/20/08 21:50	74-87-3	
2-Chlorotoluene	**<0.85**	ug/L	1.0	0.85	1		08/20/08 21:50	95-49-8	
4-Chlorotoluene	**<0.74**	ug/L	1.0	0.74	1		08/20/08 21:50	106-43-4	
1,2-Dibromo-3-chloropropane	**<0.87**	ug/L	2.9	0.87	1		08/20/08 21:50	96-12-8	
Dibromochloromethane	**<0.81**	ug/L	1.0	0.81	1		08/20/08 21:50	124-48-1	
1,2-Dibromoethane (EDB)	**<0.56**	ug/L	1.9	0.56	1		08/20/08 21:50	106-93-4	
Dibromomethane	**<0.60**	ug/L	1.0	0.60	1		08/20/08 21:50	74-95-3	
1,2-Dichlorobenzene	**<0.83**	ug/L	1.0	0.83	1		08/20/08 21:50	95-50-1	
1,3-Dichlorobenzene	**<0.87**	ug/L	1.0	0.87	1		08/20/08 21:50	541-73-1	
1,4-Dichlorobenzene	**<0.95**	ug/L	1.0	0.95	1		08/20/08 21:50	106-46-7	
Dichlorodifluoromethane	**<0.99**	ug/L	1.0	0.99	1		08/20/08 21:50	75-71-8	
1,1-Dichloroethane	**<0.75**	ug/L	1.0	0.75	1		08/20/08 21:50	75-34-3	
1,2-Dichloroethane	**<0.36**	ug/L	1.0	0.36	1		08/20/08 21:50	107-06-2	
1,1-Dichloroethene	**<0.57**	ug/L	1.0	0.57	1		08/20/08 21:50	75-35-4	
cis-1,2-Dichloroethene	**3.4**	ug/L	1.0	0.83	1		08/20/08 21:50	156-59-2	
trans-1,2-Dichloroethene	**<0.89**	ug/L	1.0	0.89	1		08/20/08 21:50	156-60-5	
1,2-Dichloropropane	**<0.46**	ug/L	1.0	0.46	1		08/20/08 21:50	78-87-5	
1,3-Dichloropropane	**<0.61**	ug/L	2.0	0.61	1		08/20/08 21:50	142-28-9	
2,2-Dichloropropane	**<0.62**	ug/L	1.0	0.62	1		08/20/08 21:50	594-20-7	
1,1-Dichloropropene	**<0.75**	ug/L	1.0	0.75	1		08/20/08 21:50	563-58-6	
cis-1,3-Dichloropropene	**<0.19**	ug/L	0.63	0.19	1		08/20/08 21:50	10061-01-5	
trans-1,3-Dichloropropene	**<0.19**	ug/L	0.63	0.19	1		08/20/08 21:50	10061-02-6	
Diisopropyl ether	**<0.76**	ug/L	1.0	0.76	1		08/20/08 21:50	108-20-3	
Ethylbenzene	**<0.54**	ug/L	1.0	0.54	1		08/20/08 21:50	100-41-4	
Hexachloro-1,3-butadiene	**<0.67**	ug/L	1.0	0.67	1		08/20/08 21:50	87-68-3	
Isopropylbenzene (Cumene)	**<0.59**	ug/L	1.0	0.59	1		08/20/08 21:50	98-82-8	
p-Isopropyltoluene	**<0.67**	ug/L	1.0	0.67	1		08/20/08 21:50	99-87-6	
Methylene Chloride	**<0.43**	ug/L	1.4	0.43	1		08/20/08 21:50	75-09-2	
Methyl-tert-butyl ether	**<0.61**	ug/L	2.0	0.61	1		08/20/08 21:50	1634-04-4	
Naphthalene	**<0.74**	ug/L	5.0	0.74	1		08/20/08 21:50	91-20-3	
n-Propylbenzene	**<0.81**	ug/L	1.0	0.81	1		08/20/08 21:50	103-65-1	
Styrene	**<0.86**	ug/L	1.0	0.86	1		08/20/08 21:50	100-42-5	
1,1,1,2-Tetrachloroethane	**<0.92**	ug/L	1.0	0.92	1		08/20/08 21:50	630-20-6	

This report shall not be reproduced, except in full,
without the written consent of Pace Analytical Services, Inc..

Pace Analytical Services, Inc.
1241 Bellevue Street
Green Bay, WI 54302
(920)469-2436

ANALYTICAL RESULTS

Project: CERMATICS
Pace Project No.: 407895

Sample: CM/MW3/0808 **Lab ID: 407895003** Collected: 08/15/08 12:00 Received: 08/18/08 15:10 Matrix: Water

Parameters	Results	Units	LOQ	LOD	DF	Prepared	Analyzed	CAS No.	Qual
8260 MSV	Analytical Method: EPA 8260								
1,1,2,2-Tetrachloroethane	**<0.20**	ug/L	0.67	0.20	1		08/20/08 21:50	79-34-5	
Tetrachloroethene	**<0.45**	ug/L	1.0	0.45	1		08/20/08 21:50	127-18-4	
Toluene	**<0.67**	ug/L	1.0	0.67	1		08/20/08 21:50	108-88-3	
1,2,3-Trichlorobenzene	**<0.74**	ug/L	1.0	0.74	1		08/20/08 21:50	87-61-6	
1,2,4-Trichlorobenzene	**<0.97**	ug/L	1.0	0.97	1		08/20/08 21:50	120-82-1	
1,1,1-Trichloroethane	**<0.90**	ug/L	1.0	0.90	1		08/20/08 21:50	71-55-6	
1,1,2-Trichloroethane	**<0.42**	ug/L	1.4	0.42	1		08/20/08 21:50	79-00-5	
Trichloroethene	**<0.48**	ug/L	1.0	0.48	1		08/20/08 21:50	79-01-6	
Trichlorofluoromethane	**<0.79**	ug/L	1.0	0.79	1		08/20/08 21:50	75-69-4	
1,2,3-Trichloropropane	**<0.99**	ug/L	1.0	0.99	1		08/20/08 21:50	96-18-4	
1,2,4-Trimethylbenzene	**<0.97**	ug/L	1.0	0.97	1		08/20/08 21:50	95-63-6	
1,3,5-Trimethylbenzene	**<0.83**	ug/L	1.0	0.83	1		08/20/08 21:50	108-67-8	
Vinyl chloride	**<0.18**	ug/L	0.60	0.18	1		08/20/08 21:50	75-01-4	
m&p-Xylene	**<1.8**	ug/L	2.0	1.8	1		08/20/08 21:50	1330-20-7	
o-Xylene	**<0.83**	ug/L	1.0	0.83	1		08/20/08 21:50	95-47-6	
4-Bromofluorobenzene (S)	99	%	64-132		1		08/20/08 21:50	460-00-4	
Dibromofluoromethane (S)	98	%	68-122		1		08/20/08 21:50	1868-53-7	
Toluene-d8 (S)	107	%	73-127		1		08/20/08 21:50	2037-26-5	

Sample: CM/MW4/0808 **Lab ID: 407895004** Collected: 08/15/08 11:50 Received: 08/18/08 15:10 Matrix: Water

Parameters	Results	Units	LOQ	LOD	DF	Prepared	Analyzed	CAS No.	Qual
8260 MSV	Analytical Method: EPA 8260								
Benzene	**<0.41**	ug/L	1.0	0.41	1		08/21/08 03:07	71-43-2	
Bromobenzene	**<0.82**	ug/L	1.0	0.82	1		08/21/08 03:07	108-86-1	
Bromochloromethane	**<0.97**	ug/L	1.0	0.97	1		08/21/08 03:07	74-97-5	
Bromodichloromethane	**<0.56**	ug/L	1.9	0.56	1		08/21/08 03:07	75-27-4	
Bromoform	**<0.94**	ug/L	3.1	0.94	1		08/21/08 03:07	75-25-2	
Bromomethane	**<0.91**	ug/L	3.0	0.91	1		08/21/08 03:07	74-83-9	
n-Butylbenzene	**<0.93**	ug/L	1.0	0.93	1		08/21/08 03:07	104-51-8	
sec-Butylbenzene	**<0.89**	ug/L	1.0	0.89	1		08/21/08 03:07	135-98-8	
tert-Butylbenzene	**<0.97**	ug/L	1.0	0.97	1		08/21/08 03:07	98-06-6	
Carbon tetrachloride	**<0.49**	ug/L	1.0	0.49	1		08/21/08 03:07	56-23-5	
Chlorobenzene	**<0.41**	ug/L	1.0	0.41	1		08/21/08 03:07	108-90-7	
Chloroethane	**<0.97**	ug/L	1.0	0.97	1		08/21/08 03:07	75-00-3	
Chloroform	**<0.37**	ug/L	1.2	0.37	1		08/21/08 03:07	67-66-3	
Chloromethane	**<0.24**	ug/L	0.80	0.24	1		08/21/08 03:07	74-87-3	
2-Chlorotoluene	**<0.85**	ug/L	1.0	0.85	1		08/21/08 03:07	95-49-8	
4-Chlorotoluene	**<0.74**	ug/L	1.0	0.74	1		08/21/08 03:07	106-43-4	
1,2-Dibromo-3-chloropropane	**<0.87**	ug/L	2.9	0.87	1		08/21/08 03:07	96-12-8	
Dibromochloromethane	**<0.81**	ug/L	1.0	0.81	1		08/21/08 03:07	124-48-1	
1,2-Dibromoethane (EDB)	**<0.56**	ug/L	1.9	0.56	1		08/21/08 03:07	106-93-4	
Dibromomethane	**<0.60**	ug/L	1.0	0.60	1		08/21/08 03:07	74-95-3	

This report shall not be reproduced, except in full,
without the written consent of Pace Analytical Services, Inc..

Pace Analytical Services, Inc.
1241 Bellevue Street
Green Bay, WI 54302
(920)469-2436

ANALYTICAL RESULTS

Project: CERMATICS
Pace Project No.: 407895

Sample: CM/MW4/0808 **Lab ID: 407895004** Collected: 08/15/08 11:50 Received: 08/18/08 15:10 Matrix: Water

Parameters	Results	Units	LOQ	LOD	DF	Prepared	Analyzed	CAS No.	Qual
8260 MSV	Analytical Method: EPA 8260								
1,2-Dichlorobenzene	**<0.83**	ug/L	1.0	0.83	1		08/21/08 03:07	95-50-1	
1,3-Dichlorobenzene	**<0.87**	ug/L	1.0	0.87	1		08/21/08 03:07	541-73-1	
1,4-Dichlorobenzene	**<0.95**	ug/L	1.0	0.95	1		08/21/08 03:07	106-46-7	
Dichlorodifluoromethane	**<0.99**	ug/L	1.0	0.99	1		08/21/08 03:07	75-71-8	
1,1-Dichloroethane	**<0.75**	ug/L	1.0	0.75	1		08/21/08 03:07	75-34-3	
1,2-Dichloroethane	**<0.36**	ug/L	1.0	0.36	1		08/21/08 03:07	107-06-2	
1,1-Dichloroethene	**<0.57**	ug/L	1.0	0.57	1		08/21/08 03:07	75-35-4	
cis-1,2-Dichloroethene	**15.4**	ug/L	1.0	0.83	1		08/21/08 03:07	156-59-2	
trans-1,2-Dichloroethene	**<0.89**	ug/L	1.0	0.89	1		08/21/08 03:07	156-60-5	
1,2-Dichloropropane	**<0.46**	ug/L	1.0	0.46	1		08/21/08 03:07	78-87-5	
1,3-Dichloropropane	**<0.61**	ug/L	2.0	0.61	1		08/21/08 03:07	142-28-9	
2,2-Dichloropropane	**<0.62**	ug/L	1.0	0.62	1		08/21/08 03:07	594-20-7	
1,1-Dichloropropene	**<0.75**	ug/L	1.0	0.75	1		08/21/08 03:07	563-58-6	
cis-1,3-Dichloropropene	**<0.19**	ug/L	0.63	0.19	1		08/21/08 03:07	10061-01-5	
trans-1,3-Dichloropropene	**<0.19**	ug/L	0.63	0.19	1		08/21/08 03:07	10061-02-6	
Diisopropyl ether	**<0.76**	ug/L	1.0	0.76	1		08/21/08 03:07	108-20-3	
Ethylbenzene	**<0.54**	ug/L	1.0	0.54	1		08/21/08 03:07	100-41-4	
Hexachloro-1,3-butadiene	**<0.67**	ug/L	1.0	0.67	1		08/21/08 03:07	87-68-3	
Isopropylbenzene (Cumene)	**<0.59**	ug/L	1.0	0.59	1		08/21/08 03:07	98-82-8	
p-Isopropyltoluene	**<0.67**	ug/L	1.0	0.67	1		08/21/08 03:07	99-87-6	
Methylene Chloride	**<0.43**	ug/L	1.4	0.43	1		08/21/08 03:07	75-09-2	
Methyl-tert-butyl ether	**<0.61**	ug/L	2.0	0.61	1		08/21/08 03:07	1634-04-4	
Naphthalene	**<0.74**	ug/L	5.0	0.74	1		08/21/08 03:07	91-20-3	
n-Propylbenzene	**<0.81**	ug/L	1.0	0.81	1		08/21/08 03:07	103-65-1	
Styrene	**<0.86**	ug/L	1.0	0.86	1		08/21/08 03:07	100-42-5	
1,1,1,2-Tetrachloroethane	**<0.92**	ug/L	1.0	0.92	1		08/21/08 03:07	630-20-6	
1,1,2,2-Tetrachloroethane	**<0.20**	ug/L	0.67	0.20	1		08/21/08 03:07	79-34-5	
Tetrachloroethene	**<0.45**	ug/L	1.0	0.45	1		08/21/08 03:07	127-18-4	
Toluene	**<0.67**	ug/L	1.0	0.67	1		08/21/08 03:07	108-88-3	
1,2,3-Trichlorobenzene	**<0.74**	ug/L	1.0	0.74	1		08/21/08 03:07	87-61-6	
1,2,4-Trichlorobenzene	**<0.97**	ug/L	1.0	0.97	1		08/21/08 03:07	120-82-1	
1,1,1-Trichloroethane	**<0.90**	ug/L	1.0	0.90	1		08/21/08 03:07	71-55-6	
1,1,2-Trichloroethane	**<0.42**	ug/L	1.4	0.42	1		08/21/08 03:07	79-00-5	
Trichloroethene	**6.6**	ug/L	1.0	0.48	1		08/21/08 03:07	79-01-6	
Trichlorofluoromethane	**<0.79**	ug/L	1.0	0.79	1		08/21/08 03:07	75-69-4	
1,2,3-Trichloropropane	**<0.99**	ug/L	1.0	0.99	1		08/21/08 03:07	96-18-4	
1,2,4-Trimethylbenzene	**<0.97**	ug/L	1.0	0.97	1		08/21/08 03:07	95-63-6	
1,3,5-Trimethylbenzene	**<0.83**	ug/L	1.0	0.83	1		08/21/08 03:07	108-67-8	
Vinyl chloride	**<0.18**	ug/L	0.60	0.18	1		08/21/08 03:07	75-01-4	
m&p-Xylene	**<1.8**	ug/L	2.0	1.8	1		08/21/08 03:07	1330-20-7	
o-Xylene	**<0.83**	ug/L	1.0	0.83	1		08/21/08 03:07	95-47-6	
4-Bromofluorobenzene (S)	100	%	64-132		1		08/21/08 03:07	460-00-4	
Dibromofluoromethane (S)	101	%	68-122		1		08/21/08 03:07	1868-53-7	
Toluene-d8 (S)	105	%	73-127		1		08/21/08 03:07	2037-26-5	

This report shall not be reproduced, except in full,
without the written consent of Pace Analytical Services, Inc..

Pace Analytical Services, Inc.
1241 Bellevue Street
Green Bay, WI 54302
(920)469-2436

ANALYTICAL RESULTS

Project: CERMATICS
Pace Project No.: 407895

Sample: CM/MW5/0808 **Lab ID: 407895005** Collected: 08/15/08 11:10 Received: 08/18/08 15:10 Matrix: Water

Parameters	Results	Units	LOQ	LOD	DF	Prepared	Analyzed	CAS No.	Qual
8260 MSV	Analytical Method: EPA 8260								
Benzene	**<0.41**	ug/L	1.0	0.41	1		08/21/08 03:30	71-43-2	
Bromobenzene	**<0.82**	ug/L	1.0	0.82	1		08/21/08 03:30	108-86-1	
Bromochloromethane	**<0.97**	ug/L	1.0	0.97	1		08/21/08 03:30	74-97-5	
Bromodichloromethane	**<0.56**	ug/L	1.9	0.56	1		08/21/08 03:30	75-27-4	
Bromoform	**<0.94**	ug/L	3.1	0.94	1		08/21/08 03:30	75-25-2	
Bromomethane	**<0.91**	ug/L	3.0	0.91	1		08/21/08 03:30	74-83-9	
n-Butylbenzene	**<0.93**	ug/L	1.0	0.93	1		08/21/08 03:30	104-51-8	
sec-Butylbenzene	**<0.89**	ug/L	1.0	0.89	1		08/21/08 03:30	135-98-8	
tert-Butylbenzene	**<0.97**	ug/L	1.0	0.97	1		08/21/08 03:30	98-06-6	
Carbon tetrachloride	**<0.49**	ug/L	1.0	0.49	1		08/21/08 03:30	56-23-5	
Chlorobenzene	**<0.41**	ug/L	1.0	0.41	1		08/21/08 03:30	108-90-7	
Chloroethane	**<0.97**	ug/L	1.0	0.97	1		08/21/08 03:30	75-00-3	
Chloroform	**<0.37**	ug/L	1.2	0.37	1		08/21/08 03:30	67-66-3	
Chloromethane	**<0.24**	ug/L	0.80	0.24	1		08/21/08 03:30	74-87-3	
2-Chlorotoluene	**<0.85**	ug/L	1.0	0.85	1		08/21/08 03:30	95-49-8	
4-Chlorotoluene	**<0.74**	ug/L	1.0	0.74	1		08/21/08 03:30	106-43-4	
1,2-Dibromo-3-chloropropane	**<0.87**	ug/L	2.9	0.87	1		08/21/08 03:30	96-12-8	
Dibromochloromethane	**<0.81**	ug/L	1.0	0.81	1		08/21/08 03:30	124-48-1	
1,2-Dibromoethane (EDB)	**<0.56**	ug/L	1.9	0.56	1		08/21/08 03:30	106-93-4	
Dibromomethane	**<0.60**	ug/L	1.0	0.60	1		08/21/08 03:30	74-95-3	
1,2-Dichlorobenzene	**<0.83**	ug/L	1.0	0.83	1		08/21/08 03:30	95-50-1	
1,3-Dichlorobenzene	**<0.87**	ug/L	1.0	0.87	1		08/21/08 03:30	541-73-1	
1,4-Dichlorobenzene	**<0.95**	ug/L	1.0	0.95	1		08/21/08 03:30	106-46-7	
Dichlorodifluoromethane	**<0.99**	ug/L	1.0	0.99	1		08/21/08 03:30	75-71-8	
1,1-Dichloroethane	**2.5**	ug/L	1.0	0.75	1		08/21/08 03:30	75-34-3	
1,2-Dichloroethane	**<0.36**	ug/L	1.0	0.36	1		08/21/08 03:30	107-06-2	
1,1-Dichloroethene	**<0.57**	ug/L	1.0	0.57	1		08/21/08 03:30	75-35-4	
cis-1,2-Dichloroethene	**66.6**	ug/L	1.0	0.83	1		08/21/08 03:30	156-59-2	
trans-1,2-Dichloroethene	**<0.89**	ug/L	1.0	0.89	1		08/21/08 03:30	156-60-5	
1,2-Dichloropropane	**<0.46**	ug/L	1.0	0.46	1		08/21/08 03:30	78-87-5	
1,3-Dichloropropane	**<0.61**	ug/L	2.0	0.61	1		08/21/08 03:30	142-28-9	
2,2-Dichloropropane	**<0.62**	ug/L	1.0	0.62	1		08/21/08 03:30	594-20-7	
1,1-Dichloropropene	**<0.75**	ug/L	1.0	0.75	1		08/21/08 03:30	563-58-6	
cis-1,3-Dichloropropene	**<0.19**	ug/L	0.63	0.19	1		08/21/08 03:30	10061-01-5	
trans-1,3-Dichloropropene	**<0.19**	ug/L	0.63	0.19	1		08/21/08 03:30	10061-02-6	
Diisopropyl ether	**<0.76**	ug/L	1.0	0.76	1		08/21/08 03:30	108-20-3	
Ethylbenzene	**<0.54**	ug/L	1.0	0.54	1		08/21/08 03:30	100-41-4	
Hexachloro-1,3-butadiene	**<0.67**	ug/L	1.0	0.67	1		08/21/08 03:30	87-68-3	
Isopropylbenzene (Cumene)	**<0.59**	ug/L	1.0	0.59	1		08/21/08 03:30	98-82-8	
p-Isopropyltoluene	**<0.67**	ug/L	1.0	0.67	1		08/21/08 03:30	99-87-6	
Methylene Chloride	**<0.43**	ug/L	1.4	0.43	1		08/21/08 03:30	75-09-2	
Methyl-tert-butyl ether	**<0.61**	ug/L	2.0	0.61	1		08/21/08 03:30	1634-04-4	
Naphthalene	**<0.74**	ug/L	5.0	0.74	1		08/21/08 03:30	91-20-3	
n-Propylbenzene	**<0.81**	ug/L	1.0	0.81	1		08/21/08 03:30	103-65-1	
Styrene	**<0.86**	ug/L	1.0	0.86	1		08/21/08 03:30	100-42-5	
1,1,1,2-Tetrachloroethane	**<0.92**	ug/L	1.0	0.92	1		08/21/08 03:30	630-20-6	

This report shall not be reproduced, except in full,
without the written consent of Pace Analytical Services, Inc..

Pace Analytical Services, Inc.
1241 Bellevue Street
Green Bay, WI 54302
(920)469-2436

ANALYTICAL RESULTS

Project: CERMATICS
Pace Project No.: 407895

Sample: CM/MW5/0808 **Lab ID: 407895005** Collected: 08/15/08 11:10 Received: 08/18/08 15:10 Matrix: Water

Parameters	Results	Units	LOQ	LOD	DF	Prepared	Analyzed	CAS No.	Qual
8260 MSV	Analytical Method: EPA 8260								
1,1,2,2-Tetrachloroethane	**<0.20**	ug/L	0.67	0.20	1		08/21/08 03:30	79-34-5	
Tetrachloroethene	**1.4**	ug/L	1.0	0.45	1		08/21/08 03:30	127-18-4	
Toluene	**<0.67**	ug/L	1.0	0.67	1		08/21/08 03:30	108-88-3	
1,2,3-Trichlorobenzene	**<0.74**	ug/L	1.0	0.74	1		08/21/08 03:30	87-61-6	
1,2,4-Trichlorobenzene	**<0.97**	ug/L	1.0	0.97	1		08/21/08 03:30	120-82-1	
1,1,1-Trichloroethane	**<0.90**	ug/L	1.0	0.90	1		08/21/08 03:30	71-55-6	
1,1,2-Trichloroethane	**<0.42**	ug/L	1.4	0.42	1		08/21/08 03:30	79-00-5	
Trichloroethene	**18.6**	ug/L	1.0	0.48	1		08/21/08 03:30	79-01-6	
Trichlorofluoromethane	**<0.79**	ug/L	1.0	0.79	1		08/21/08 03:30	75-69-4	
1,2,3-Trichloropropane	**<0.99**	ug/L	1.0	0.99	1		08/21/08 03:30	96-18-4	
1,2,4-Trimethylbenzene	**3.8**	ug/L	1.0	0.97	1		08/21/08 03:30	95-63-6	
1,3,5-Trimethylbenzene	**1.4**	ug/L	1.0	0.83	1		08/21/08 03:30	108-67-8	
Vinyl chloride	**4.4**	ug/L	0.60	0.18	1		08/21/08 03:30	75-01-4	
m&p-Xylene	**<1.8**	ug/L	2.0	1.8	1		08/21/08 03:30	1330-20-7	
o-Xylene	**<0.83**	ug/L	1.0	0.83	1		08/21/08 03:30	95-47-6	
4-Bromofluorobenzene (S)	100	%	64-132		1		08/21/08 03:30	460-00-4	
Dibromofluoromethane (S)	102	%	68-122		1		08/21/08 03:30	1868-53-7	
Toluene-d8 (S)	106	%	73-127		1		08/21/08 03:30	2037-26-5	

Sample: CM/PZ1/0808 **Lab ID: 407895006** Collected: 08/15/08 11:00 Received: 08/18/08 15:10 Matrix: Water

Parameters	Results	Units	LOQ	LOD	DF	Prepared	Analyzed	CAS No.	Qual
8260 MSV	Analytical Method: EPA 8260								
Benzene	**<0.41**	ug/L	1.0	0.41	1		08/21/08 03:52	71-43-2	
Bromobenzene	**<0.82**	ug/L	1.0	0.82	1		08/21/08 03:52	108-86-1	
Bromochloromethane	**<0.97**	ug/L	1.0	0.97	1		08/21/08 03:52	74-97-5	
Bromodichloromethane	**<0.56**	ug/L	1.9	0.56	1		08/21/08 03:52	75-27-4	
Bromoform	**<0.94**	ug/L	3.1	0.94	1		08/21/08 03:52	75-25-2	
Bromomethane	**<0.91**	ug/L	3.0	0.91	1		08/21/08 03:52	74-83-9	
n-Butylbenzene	**<0.93**	ug/L	1.0	0.93	1		08/21/08 03:52	104-51-8	
sec-Butylbenzene	**<0.89**	ug/L	1.0	0.89	1		08/21/08 03:52	135-98-8	
tert-Butylbenzene	**<0.97**	ug/L	1.0	0.97	1		08/21/08 03:52	98-06-6	
Carbon tetrachloride	**<0.49**	ug/L	1.0	0.49	1		08/21/08 03:52	56-23-5	
Chlorobenzene	**<0.41**	ug/L	1.0	0.41	1		08/21/08 03:52	108-90-7	
Chloroethane	**<0.97**	ug/L	1.0	0.97	1		08/21/08 03:52	75-00-3	
Chloroform	**<0.37**	ug/L	1.2	0.37	1		08/21/08 03:52	67-66-3	
Chloromethane	**<0.24**	ug/L	0.80	0.24	1		08/21/08 03:52	74-87-3	
2-Chlorotoluene	**<0.85**	ug/L	1.0	0.85	1		08/21/08 03:52	95-49-8	
4-Chlorotoluene	**<0.74**	ug/L	1.0	0.74	1		08/21/08 03:52	106-43-4	
1,2-Dibromo-3-chloropropane	**<0.87**	ug/L	2.9	0.87	1		08/21/08 03:52	96-12-8	
Dibromochloromethane	**<0.81**	ug/L	1.0	0.81	1		08/21/08 03:52	124-48-1	
1,2-Dibromoethane (EDB)	**<0.56**	ug/L	1.9	0.56	1		08/21/08 03:52	106-93-4	
Dibromomethane	**<0.60**	ug/L	1.0	0.60	1		08/21/08 03:52	74-95-3	

This report shall not be reproduced, except in full,
without the written consent of Pace Analytical Services, Inc..

Pace Analytical Services, Inc.
1241 Bellevue Street
Green Bay, WI 54302
(920)469-2436

ANALYTICAL RESULTS

Project: CERMATICS
Pace Project No.: 407895

Sample: CM/PZ1/0808 **Lab ID: 407895006** Collected: 08/15/08 11:00 Received: 08/18/08 15:10 Matrix: Water

Parameters	Results	Units	LOQ	LOD	DF	Prepared	Analyzed	CAS No.	Qual
8260 MSV	Analytical Method: EPA 8260								
1,2-Dichlorobenzene	**<0.83**	ug/L	1.0	0.83	1		08/21/08 03:52	95-50-1	
1,3-Dichlorobenzene	**<0.87**	ug/L	1.0	0.87	1		08/21/08 03:52	541-73-1	
1,4-Dichlorobenzene	**<0.95**	ug/L	1.0	0.95	1		08/21/08 03:52	106-46-7	
Dichlorodifluoromethane	**<0.99**	ug/L	1.0	0.99	1		08/21/08 03:52	75-71-8	
1,1-Dichloroethane	**<0.75**	ug/L	1.0	0.75	1		08/21/08 03:52	75-34-3	
1,2-Dichloroethane	**<0.36**	ug/L	1.0	0.36	1		08/21/08 03:52	107-06-2	
1,1-Dichloroethene	**<0.57**	ug/L	1.0	0.57	1		08/21/08 03:52	75-35-4	
cis-1,2-Dichloroethene	**2.1**	ug/L	1.0	0.83	1		08/21/08 03:52	156-59-2	
trans-1,2-Dichloroethene	**<0.89**	ug/L	1.0	0.89	1		08/21/08 03:52	156-60-5	
1,2-Dichloropropane	**<0.46**	ug/L	1.0	0.46	1		08/21/08 03:52	78-87-5	
1,3-Dichloropropane	**<0.61**	ug/L	2.0	0.61	1		08/21/08 03:52	142-28-9	
2,2-Dichloropropane	**<0.62**	ug/L	1.0	0.62	1		08/21/08 03:52	594-20-7	
1,1-Dichloropropene	**<0.75**	ug/L	1.0	0.75	1		08/21/08 03:52	563-58-6	
cis-1,3-Dichloropropene	**<0.19**	ug/L	0.63	0.19	1		08/21/08 03:52	10061-01-5	
trans-1,3-Dichloropropene	**<0.19**	ug/L	0.63	0.19	1		08/21/08 03:52	10061-02-6	
Diisopropyl ether	**<0.76**	ug/L	1.0	0.76	1		08/21/08 03:52	108-20-3	
Ethylbenzene	**<0.54**	ug/L	1.0	0.54	1		08/21/08 03:52	100-41-4	
Hexachloro-1,3-butadiene	**<0.67**	ug/L	1.0	0.67	1		08/21/08 03:52	87-68-3	
Isopropylbenzene (Cumene)	**<0.59**	ug/L	1.0	0.59	1		08/21/08 03:52	98-82-8	
p-Isopropyltoluene	**<0.67**	ug/L	1.0	0.67	1		08/21/08 03:52	99-87-6	
Methylene Chloride	**<0.43**	ug/L	1.4	0.43	1		08/21/08 03:52	75-09-2	
Methyl-tert-butyl ether	**<0.61**	ug/L	2.0	0.61	1		08/21/08 03:52	1634-04-4	
Naphthalene	**<0.74**	ug/L	5.0	0.74	1		08/21/08 03:52	91-20-3	
n-Propylbenzene	**<0.81**	ug/L	1.0	0.81	1		08/21/08 03:52	103-65-1	
Styrene	**<0.86**	ug/L	1.0	0.86	1		08/21/08 03:52	100-42-5	
1,1,1,2-Tetrachloroethane	**<0.92**	ug/L	1.0	0.92	1		08/21/08 03:52	630-20-6	
1,1,2,2-Tetrachloroethane	**<0.20**	ug/L	0.67	0.20	1		08/21/08 03:52	79-34-5	
Tetrachloroethene	**<0.45**	ug/L	1.0	0.45	1		08/21/08 03:52	127-18-4	
Toluene	**<0.67**	ug/L	1.0	0.67	1		08/21/08 03:52	108-88-3	
1,2,3-Trichlorobenzene	**<0.74**	ug/L	1.0	0.74	1		08/21/08 03:52	87-61-6	
1,2,4-Trichlorobenzene	**<0.97**	ug/L	1.0	0.97	1		08/21/08 03:52	120-82-1	
1,1,1-Trichloroethane	**<0.90**	ug/L	1.0	0.90	1		08/21/08 03:52	71-55-6	
1,1,2-Trichloroethane	**<0.42**	ug/L	1.4	0.42	1		08/21/08 03:52	79-00-5	
Trichloroethene	**1.2**	ug/L	1.0	0.48	1		08/21/08 03:52	79-01-6	
Trichlorofluoromethane	**<0.79**	ug/L	1.0	0.79	1		08/21/08 03:52	75-69-4	
1,2,3-Trichloropropane	**<0.99**	ug/L	1.0	0.99	1		08/21/08 03:52	96-18-4	
1,2,4-Trimethylbenzene	**<0.97**	ug/L	1.0	0.97	1		08/21/08 03:52	95-63-6	
1,3,5-Trimethylbenzene	**<0.83**	ug/L	1.0	0.83	1		08/21/08 03:52	108-67-8	
Vinyl chloride	**<0.18**	ug/L	0.60	0.18	1		08/21/08 03:52	75-01-4	
m&p-Xylene	**<1.8**	ug/L	2.0	1.8	1		08/21/08 03:52	1330-20-7	
o-Xylene	**<0.83**	ug/L	1.0	0.83	1		08/21/08 03:52	95-47-6	
4-Bromofluorobenzene (S)	101	%	64-132		1		08/21/08 03:52	460-00-4	
Dibromofluoromethane (S)	99	%	68-122		1		08/21/08 03:52	1868-53-7	
Toluene-d8 (S)	109	%	73-127		1		08/21/08 03:52	2037-26-5	

This report shall not be reproduced, except in full,
without the written consent of Pace Analytical Services, Inc..

Pace Analytical Services, Inc.
1241 Bellevue Street
Green Bay, WI 54302
(920)469-2436

ANALYTICAL RESULTS

Project: CERMATICS
Pace Project No.: 407895

Sample: TB **Lab ID: 407895007** Collected: 08/15/08 00:00 Received: 08/18/08 15:10 Matrix: Water

Parameters	Results	Units	LOQ	LOD	DF	Prepared	Analyzed	CAS No.	Qual
8260 MSV	Analytical Method: EPA 8260								
Benzene	**<0.41**	ug/L	1.0	0.41	1		08/20/08 22:13	71-43-2	
Bromobenzene	**<0.82**	ug/L	1.0	0.82	1		08/20/08 22:13	108-86-1	
Bromochloromethane	**<0.97**	ug/L	1.0	0.97	1		08/20/08 22:13	74-97-5	
Bromodichloromethane	**<0.56**	ug/L	1.9	0.56	1		08/20/08 22:13	75-27-4	
Bromoform	**<0.94**	ug/L	3.1	0.94	1		08/20/08 22:13	75-25-2	
Bromomethane	**<0.91**	ug/L	3.0	0.91	1		08/20/08 22:13	74-83-9	
n-Butylbenzene	**<0.93**	ug/L	1.0	0.93	1		08/20/08 22:13	104-51-8	
sec-Butylbenzene	**<0.89**	ug/L	1.0	0.89	1		08/20/08 22:13	135-98-8	
tert-Butylbenzene	**<0.97**	ug/L	1.0	0.97	1		08/20/08 22:13	98-06-6	
Carbon tetrachloride	**<0.49**	ug/L	1.0	0.49	1		08/20/08 22:13	56-23-5	
Chlorobenzene	**<0.41**	ug/L	1.0	0.41	1		08/20/08 22:13	108-90-7	
Chloroethane	**<0.97**	ug/L	1.0	0.97	1		08/20/08 22:13	75-00-3	
Chloroform	**<0.37**	ug/L	1.2	0.37	1		08/20/08 22:13	67-66-3	
Chloromethane	**<0.24**	ug/L	0.80	0.24	1		08/20/08 22:13	74-87-3	
2-Chlorotoluene	**<0.85**	ug/L	1.0	0.85	1		08/20/08 22:13	95-49-8	
4-Chlorotoluene	**<0.74**	ug/L	1.0	0.74	1		08/20/08 22:13	106-43-4	
1,2-Dibromo-3-chloropropane	**<0.87**	ug/L	2.9	0.87	1		08/20/08 22:13	96-12-8	
Dibromochloromethane	**<0.81**	ug/L	1.0	0.81	1		08/20/08 22:13	124-48-1	
1,2-Dibromoethane (EDB)	**<0.56**	ug/L	1.9	0.56	1		08/20/08 22:13	106-93-4	
Dibromomethane	**<0.60**	ug/L	1.0	0.60	1		08/20/08 22:13	74-95-3	
1,2-Dichlorobenzene	**<0.83**	ug/L	1.0	0.83	1		08/20/08 22:13	95-50-1	
1,3-Dichlorobenzene	**<0.87**	ug/L	1.0	0.87	1		08/20/08 22:13	541-73-1	
1,4-Dichlorobenzene	**<0.95**	ug/L	1.0	0.95	1		08/20/08 22:13	106-46-7	
Dichlorodifluoromethane	**<0.99**	ug/L	1.0	0.99	1		08/20/08 22:13	75-71-8	
1,1-Dichloroethane	**<0.75**	ug/L	1.0	0.75	1		08/20/08 22:13	75-34-3	
1,2-Dichloroethane	**<0.36**	ug/L	1.0	0.36	1		08/20/08 22:13	107-06-2	
1,1-Dichloroethene	**<0.57**	ug/L	1.0	0.57	1		08/20/08 22:13	75-35-4	
cis-1,2-Dichloroethene	**<0.83**	ug/L	1.0	0.83	1		08/20/08 22:13	156-59-2	
trans-1,2-Dichloroethene	**<0.89**	ug/L	1.0	0.89	1		08/20/08 22:13	156-60-5	
1,2-Dichloropropane	**<0.46**	ug/L	1.0	0.46	1		08/20/08 22:13	78-87-5	
1,3-Dichloropropane	**<0.61**	ug/L	2.0	0.61	1		08/20/08 22:13	142-28-9	
2,2-Dichloropropane	**<0.62**	ug/L	1.0	0.62	1		08/20/08 22:13	594-20-7	
1,1-Dichloropropene	**<0.75**	ug/L	1.0	0.75	1		08/20/08 22:13	563-58-6	
cis-1,3-Dichloropropene	**<0.19**	ug/L	0.63	0.19	1		08/20/08 22:13	10061-01-5	
trans-1,3-Dichloropropene	**<0.19**	ug/L	0.63	0.19	1		08/20/08 22:13	10061-02-6	
Diisopropyl ether	**<0.76**	ug/L	1.0	0.76	1		08/20/08 22:13	108-20-3	
Ethylbenzene	**<0.54**	ug/L	1.0	0.54	1		08/20/08 22:13	100-41-4	
Hexachloro-1,3-butadiene	**<0.67**	ug/L	1.0	0.67	1		08/20/08 22:13	87-68-3	
Isopropylbenzene (Cumene)	**<0.59**	ug/L	1.0	0.59	1		08/20/08 22:13	98-82-8	
p-Isopropyltoluene	**<0.67**	ug/L	1.0	0.67	1		08/20/08 22:13	99-87-6	
Methylene Chloride	**<0.43**	ug/L	1.4	0.43	1		08/20/08 22:13	75-09-2	
Methyl-tert-butyl ether	**<0.61**	ug/L	2.0	0.61	1		08/20/08 22:13	1634-04-4	
Naphthalene	**<0.74**	ug/L	5.0	0.74	1		08/20/08 22:13	91-20-3	
n-Propylbenzene	**<0.81**	ug/L	1.0	0.81	1		08/20/08 22:13	103-65-1	
Styrene	**<0.86**	ug/L	1.0	0.86	1		08/20/08 22:13	100-42-5	
1,1,1,2-Tetrachloroethane	**<0.92**	ug/L	1.0	0.92	1		08/20/08 22:13	630-20-6	

This report shall not be reproduced, except in full,
without the written consent of Pace Analytical Services, Inc..

Pace Analytical Services, Inc.
1241 Bellevue Street
Green Bay, WI 54302
(920)469-2436

ANALYTICAL RESULTS

Project: CERMATICS
Pace Project No.: 407895

Sample: TB **Lab ID: 407895007** Collected: 08/15/08 00:00 Received: 08/18/08 15:10 Matrix: Water

Parameters	Results	Units	LOQ	LOD	DF	Prepared	Analyzed	CAS No.	Qual
8260 MSV	Analytical Method: EPA 8260								
1,1,2,2-Tetrachloroethane	**<0.20**	ug/L	0.67	0.20	1		08/20/08 22:13	79-34-5	
Tetrachloroethene	**<0.45**	ug/L	1.0	0.45	1		08/20/08 22:13	127-18-4	
Toluene	**1.2**	ug/L	1.0	0.67	1		08/20/08 22:13	108-88-3	
1,2,3-Trichlorobenzene	**<0.74**	ug/L	1.0	0.74	1		08/20/08 22:13	87-61-6	
1,2,4-Trichlorobenzene	**<0.97**	ug/L	1.0	0.97	1		08/20/08 22:13	120-82-1	
1,1,1-Trichloroethane	**<0.90**	ug/L	1.0	0.90	1		08/20/08 22:13	71-55-6	
1,1,2-Trichloroethane	**<0.42**	ug/L	1.4	0.42	1		08/20/08 22:13	79-00-5	
Trichloroethene	**<0.48**	ug/L	1.0	0.48	1		08/20/08 22:13	79-01-6	
Trichlorofluoromethane	**<0.79**	ug/L	1.0	0.79	1		08/20/08 22:13	75-69-4	
1,2,3-Trichloropropane	**<0.99**	ug/L	1.0	0.99	1		08/20/08 22:13	96-18-4	
1,2,4-Trimethylbenzene	**<0.97**	ug/L	1.0	0.97	1		08/20/08 22:13	95-63-6	
1,3,5-Trimethylbenzene	**<0.83**	ug/L	1.0	0.83	1		08/20/08 22:13	108-67-8	
Vinyl chloride	**<0.18**	ug/L	0.60	0.18	1		08/20/08 22:13	75-01-4	
m&p-Xylene	**<1.8**	ug/L	2.0	1.8	1		08/20/08 22:13	1330-20-7	
o-Xylene	**<0.83**	ug/L	1.0	0.83	1		08/20/08 22:13	95-47-6	
4-Bromofluorobenzene (S)	101	%	64-132		1		08/20/08 22:13	460-00-4	
Dibromofluoromethane (S)	99	%	68-122		1		08/20/08 22:13	1868-53-7	
Toluene-d8 (S)	106	%	73-127		1		08/20/08 22:13	2037-26-5	

This report shall not be reproduced, except in full,
without the written consent of Pace Analytical Services, Inc..

Pace Analytical Services, Inc.
1241 Bellevue Street
Green Bay, WI 54302
(920)469-2436

QUALITY CONTROL DATA

Project: CERMATICS
Pace Project No.: 407895

QC Batch: MSV/2426 Analysis Method: EPA 8260
QC Batch Method: EPA 8260 Analysis Description: 8260 MSV
Associated Lab Samples: 407895001, 407895002, 407895003, 407895004, 407895005, 407895006, 407895007

METHOD BLANK: 66447
Associated Lab Samples: 407895001, 407895002, 407895003, 407895004, 407895005, 407895006, 407895007

Parameter	Units	Blank Result	Reporting Limit	Qualifiers
1,1,1,2-Tetrachloroethane	ug/L	<0.92	1.0	
1,1,1-Trichloroethane	ug/L	<0.90	1.0	
1,1,2,2-Tetrachloroethane	ug/L	<0.20	0.67	
1,1,2-Trichloroethane	ug/L	<0.42	1.4	
1,1-Dichloroethane	ug/L	<0.75	1.0	
1,1-Dichloroethene	ug/L	<0.57	1.0	
1,1-Dichloropropene	ug/L	<0.75	1.0	
1,2,3-Trichlorobenzene	ug/L	<0.74	1.0	
1,2,3-Trichloropropane	ug/L	<0.99	1.0	
1,2,4-Trichlorobenzene	ug/L	<0.97	1.0	
1,2,4-Trimethylbenzene	ug/L	<0.97	1.0	
1,2-Dibromo-3-chloropropane	ug/L	<0.87	2.9	
1,2-Dibromoethane (EDB)	ug/L	<0.56	1.9	
1,2-Dichlorobenzene	ug/L	<0.83	1.0	
1,2-Dichloroethane	ug/L	<0.36	1.0	
1,2-Dichloropropane	ug/L	<0.46	1.0	
1,3,5-Trimethylbenzene	ug/L	<0.83	1.0	
1,3-Dichlorobenzene	ug/L	<0.87	1.0	
1,3-Dichloropropane	ug/L	<0.61	2.0	
1,4-Dichlorobenzene	ug/L	<0.95	1.0	
2,2-Dichloropropane	ug/L	<0.62	1.0	
2-Chlorotoluene	ug/L	<0.85	1.0	
4-Chlorotoluene	ug/L	<0.74	1.0	
Benzene	ug/L	<0.41	1.0	
Bromobenzene	ug/L	<0.82	1.0	
Bromochloromethane	ug/L	<0.97	1.0	
Bromodichloromethane	ug/L	<0.56	1.9	
Bromoform	ug/L	<0.94	3.1	
Bromomethane	ug/L	<0.91	3.0	
Carbon tetrachloride	ug/L	<0.49	1.0	
Chlorobenzene	ug/L	<0.41	1.0	
Chloroethane	ug/L	<0.97	1.0	
Chloroform	ug/L	<0.37	1.2	
Chloromethane	ug/L	<0.24	0.80	
cis-1,2-Dichloroethene	ug/L	<0.83	1.0	
cis-1,3-Dichloropropene	ug/L	<0.19	0.63	
Dibromochloromethane	ug/L	<0.81	1.0	
Dibromomethane	ug/L	<0.60	1.0	
Dichlorodifluoromethane	ug/L	<0.99	1.0	
Diisopropyl ether	ug/L	<0.76	1.0	
Ethylbenzene	ug/L	<0.54	1.0	
Hexachloro-1,3-butadiene	ug/L	<0.67	1.0	
Isopropylbenzene (Cumene)	ug/L	<0.59	1.0	

This report shall not be reproduced, except in full,
without the written consent of Pace Analytical Services, Inc..

Pace Analytical Services, Inc.
1241 Bellevue Street
Green Bay, WI 54302
(920)469-2436

QUALITY CONTROL DATA

Project: CERMATICS
Pace Project No.: 407895

METHOD BLANK: 66447

Associated Lab Samples: 407895001, 407895002, 407895003, 407895004, 407895005, 407895006, 407895007

Parameter	Units	Blank Result	Reporting Limit	Qualifiers
m&p-Xylene	ug/L	<1.8	2.0	
Methyl-tert-butyl ether	ug/L	<0.61	2.0	
Methylene Chloride	ug/L	<0.43	1.4	
n-Butylbenzene	ug/L	<0.93	1.0	
n-Propylbenzene	ug/L	<0.81	1.0	
Naphthalene	ug/L	<0.74	5.0	
o-Xylene	ug/L	<0.83	1.0	
p-Isopropyltoluene	ug/L	<0.67	1.0	
sec-Butylbenzene	ug/L	<0.89	1.0	
Styrene	ug/L	<0.86	1.0	
tert-Butylbenzene	ug/L	<0.97	1.0	
Tetrachloroethene	ug/L	<0.45	1.0	
Toluene	ug/L	<0.67	1.0	
trans-1,2-Dichloroethene	ug/L	<0.89	1.0	
trans-1,3-Dichloropropene	ug/L	<0.19	0.63	
Trichloroethene	ug/L	<0.48	1.0	
Trichlorofluoromethane	ug/L	<0.79	1.0	
Vinyl chloride	ug/L	<0.18	0.60	
4-Bromofluorobenzene (S)	%	101	64-132	
Dibromofluoromethane (S)	%	98	68-122	
Toluene-d8 (S)	%	107	73-127	

LABORATORY CONTROL SAMPLE & LCSD: 66448 66449

Parameter	Units	Spike Conc.	LCS Result	LCSD Result	LCS % Rec	LCSD % Rec	% Rec Limits	RPD	Max RPD	Qualifiers
1,1,1-Trichloroethane	ug/L	50	48.0	46.6	96	93	75-128	3	20	
1,1,2,2-Tetrachloroethane	ug/L	50	51.8	51.6	104	103	67-125	.4	20	
1,1,2-Trichloroethane	ug/L	50	50.5	48.9	101	98	75-125	3	20	
1,1-Dichloroethane	ug/L	50	46.6	45.8	93	92	71-130	2	20	
1,1-Dichloroethene	ug/L	50	48.2	47.8	96	96	75-125	.8	20	
1,2-Dichloroethane	ug/L	50	47.9	49.1	96	98	71-132	2	20	
1,2-Dichloropropane	ug/L	50	45.8	47.9	92	96	73-125	4	20	
Benzene	ug/L	50	48.0	47.1	96	94	75-125	2	20	
Bromodichloromethane	ug/L	50	49.6	49.5	99	99	75-125	.2	20	
Bromoform	ug/L	50	49.3	46.5	99	93	75-125	6	20	
Bromomethane	ug/L	50	38.9	44.7	78	89	66-125	14	20	
Carbon tetrachloride	ug/L	50	50.2	49.6	100	99	75-125	1	20	
Chlorobenzene	ug/L	50	52.1	50.3	104	101	75-125	4	20	
Chloroethane	ug/L	50	45.6	47.0	91	94	72-126	3	20	
Chloroform	ug/L	50	46.1	46.6	92	93	75-125	1	20	
Chloromethane	ug/L	50	31.4	33.1	63	66	46-143	5	20	
cis-1,2-Dichloroethene	ug/L	50	47.7	47.6	95	95	75-125	.3	20	
cis-1,3-Dichloropropene	ug/L	50	46.1	47.5	92	95	75-125	3	20	
Dibromochloromethane	ug/L	50	53.3	51.4	107	103	75-125	4	20	
Ethylbenzene	ug/L	50	52.2	49.3	104	99	75-125	6	20	

This report shall not be reproduced, except in full,
without the written consent of Pace Analytical Services, Inc..

Pace Analytical Services, Inc.
1241 Bellevue Street
Green Bay, WI 54302
(920)469-2436

QUALITY CONTROL DATA

Project: CERMATICS
Pace Project No.: 407895

LABORATORY CONTROL SAMPLE & LCSD: 66448 66449

Parameter	Units	Spike Conc.	LCS Result	LCSD Result	LCS % Rec	LCSD % Rec	% Rec Limits	RPD	Max RPD	Qualifiers
m&p-Xylene	ug/L	100	107	99.9	107	100	75-125	6	20	
Methylene Chloride	ug/L	50	47.8	47.6	96	95	75-125	.6	20	
o-Xylene	ug/L	50	52.2	48.9	104	98	75-125	7	20	
Styrene	ug/L	50	49.5	46.7	99	93	75-125	6	20	
Tetrachloroethene	ug/L	50	54.4	49.7	109	99	75-130	9	20	
Toluene	ug/L	50	53.7	50.0	107	100	75-125	7	20	
trans-1,2-Dichloroethene	ug/L	50	54.5	54.6	109	109	75-125	.1	20	
trans-1,3-Dichloropropene	ug/L	50	49.3	47.6	99	95	75-125	3	20	
Trichloroethene	ug/L	50	51.0	50.5	102	101	75-125	1	20	
Vinyl chloride	ug/L	50	40.0	41.2	80	82	65-130	3	20	
4-Bromofluorobenzene (S)	%				104	103	64-132			
Dibromofluoromethane (S)	%				100	103	68-122			
Toluene-d8 (S)	%				110	108	73-127			

MATRIX SPIKE & MATRIX SPIKE DUPLICATE: 67626 67627

Parameter	Units	407895003 Result	MS Spike Conc.	MSD Spike Conc.	MS Result	MSD Result	MS % Rec	MSD % Rec	% Rec Limits	RPD	Max RPD	Qual
1,1,1-Trichloroethane	ug/L	<0.90	50	50	47.7	47.5	95	95	70-130	.5	30	
1,1,2,2-Tetrachloroethane	ug/L	<0.20	50	50	50.3	51.7	101	103	70-130	3	30	
1,1,2-Trichloroethane	ug/L	<0.42	50	50	49.2	49.2	98	98	70-130	.1	30	
1,1-Dichloroethane	ug/L	<0.75	50	50	44.5	45.4	89	91	70-130	2	30	
1,1-Dichloroethene	ug/L	<0.57	50	50	47.2	47.8	94	96	70-135	1	30	
1,2-Dichloroethane	ug/L	<0.36	50	50	47.1	47.7	94	95	70-130	1	30	
1,2-Dichloropropane	ug/L	<0.46	50	50	47.1	48.0	94	96	70-130	2	30	
Benzene	ug/L	<0.41	50	50	45.6	46.3	91	93	70-130	1	30	
Bromodichloromethane	ug/L	<0.56	50	50	49.9	50.4	100	101	70-130	1	30	
Bromoform	ug/L	<0.94	50	50	47.1	46.8	94	94	70-130	.7	30	
Bromomethane	ug/L	<0.91	50	50	42.1	44.0	84	88	63-147	4	30	
Carbon tetrachloride	ug/L	<0.49	50	50	48.8	48.6	98	97	70-131	.4	30	
Chlorobenzene	ug/L	<0.41	50	50	49.7	50.3	99	101	70-130	1	30	
Chloroethane	ug/L	<0.97	50	50	44.3	43.8	89	88	67-138	1	30	
Chloroform	ug/L	<0.37	50	50	46.0	47.1	92	94	70-130	2	30	
Chloromethane	ug/L	<0.24	50	50	30.2	31.2	60	62	43-150	3	30	
cis-1,2-Dichloroethene	ug/L	3.4	50	50	49.3	49.5	92	92	70-130	.4	30	
cis-1,3-Dichloropropene	ug/L	<0.19	50	50	47.4	49.3	95	99	70-130	4	30	
Dibromochloromethane	ug/L	<0.81	50	50	50.4	51.4	101	103	70-130	2	30	
Ethylbenzene	ug/L	<0.54	50	50	49.0	49.6	98	99	70-136	1	30	
m&p-Xylene	ug/L	<1.8	100	100	99.9	96.0	100	96	70-137	4	30	
Methylene Chloride	ug/L	<0.43	50	50	47.4	46.7	95	93	70-130	2	30	
o-Xylene	ug/L	<0.83	50	50	48.3	47.3	97	95	70-130	2	30	
Styrene	ug/L	<0.86	50	50	44.4	36.2	89	72	70-130	20	30	
Tetrachloroethene	ug/L	<0.45	50	50	50.6	51.9	101	104	70-130	2	30	
Toluene	ug/L	<0.67	50	50	50.7	50.7	101	101	70-130	.008	30	
trans-1,2-Dichloroethene	ug/L	<0.89	50	50	52.5	51.3	105	103	70-130	2	30	
trans-1,3-Dichloropropene	ug/L	<0.19	50	50	47.2	48.0	94	96	70-130	2	30	
Trichloroethene	ug/L	<0.48	50	50	51.6	51.7	103	103	70-130	.2	30	

This report shall not be reproduced, except in full,
without the written consent of Pace Analytical Services, Inc..

Pace Analytical Services, Inc.
1241 Bellevue Street
Green Bay, WI 54302
(920)469-2436

QUALITY CONTROL DATA

Project: CERMATICS
Pace Project No.: 407895

MATRIX SPIKE & MATRIX SPIKE DUPLICATE: 67626 67627

Parameter	Units	407895003 Result	MS Spike Conc.	MSD Spike Conc.	MS Result	MSD Result	MS % Rec	MSD % Rec	% Rec Limits	RPD	Max RPD	Qual
Vinyl chloride	ug/L	<0.18	50	50	38.2	38.5	76	77	62-138	.8	30	
4-Bromofluorobenzene (S)	%						100	103	64-132			
Dibromofluoromethane (S)	%						98	100	68-122			
Toluene-d8 (S)	%						108	109	73-127			

This report shall not be reproduced, except in full,
without the written consent of Pace Analytical Services, Inc..

Pace Analytical Services, Inc.
1241 Bellevue Street
Green Bay, WI 54302
(920)469-2436

QUALIFIERS

Project: CERMATICS
Pace Project No.: 407895

DEFINITIONS

DF - Dilution Factor, if reported, represents the factor applied to the reported data due to changes in sample preparation, dilution of the sample aliquot, or moisture content.

ND - Not Detected at or above adjusted reporting limit.

J - Estimated concentration above the adjusted method detection limit and below the adjusted reporting limit.

MDL - Adjusted Method Detection Limit.

S - Surrogate

1,2-Diphenylhydrazine (8270 listed analyte) decomposes to Azobenzene.

Consistent with EPA guidelines, unrounded data are displayed and have been used to calculate % recovery and RPD values.

LCS(D) - Laboratory Control Sample (Duplicate)

MS(D) - Matrix Spike (Duplicate)

DUP - Sample Duplicate

RPD - Relative Percent Difference

NC - Not Calculable.

Pace Analytical is NELAP accredited. Contact your Pace PM for the current list of accredited analytes.

LABORATORIES

PASI-G Pace Analytical Services - Green Bay

This report shall not be reproduced, except in full,
without the written consent of Pace Analytical Services, Inc..

Sample Condition Upon Receipt

Pace Analytical

Client Name: E2M Project # 407895

Courier: ☐ Fed Ex ☐ UPS ☐ USPS ☐ Client ☐ Commercial ☒ Pace Other _____

Tracking #: _____

Optional Proj. Due Date: Proj. Name:

Custody Seal on Cooler/Box Present: ☐ yes ☒ no Seals intact: ☐ yes ☐ no

Packing Material: ☐ Bubble Wrap ☒ Bubble Bags ☐ None ☐ Other _____

Thermometer Used NA **Type of Ice:** Wet Blue None ☐ Samples on ice, cooling process has begun

Cooler Temperature 2.01 **Biological Tissue is Frozen:** Yes No

Temp should be above freezing to 6°C

Date and Initials of person examining contents: 8/18/08 AB

		Comments:
Chain of Custody Present:	☒Yes ☐No ☐N/A	1.
Chain of Custody Filled Out:	☒Yes ☐No ☐N/A	2.
Chain of Custody Relinquished:	☒Yes ☐No ☐N/A	3.
Sampler Name & Signature on COC:	☒Yes ☐No ☐N/A	4.
Samples Arrived within Hold Time:	☒Yes ☐No ☐N/A	5.
Short Hold Time Analysis (<72hr):	☐Yes ☒No ☐N/A	6.
Rush Turn Around Time Requested:	☐Yes ☒No ☐N/A	7.
Sufficient Volume:	☒Yes ☐No ☐N/A	8.
Correct Containers Used:	☒Yes ☐No ☐N/A	9.
-Pace Containers Used:	☒Yes ☐No ☐N/A	
Containers Intact:	☒Yes ☐No ☐N/A	10.
Filtered volume received for Dissolved tests	☐Yes ☐No ☒N/A	11.
Sample Labels match COC: -Includes date/time/ID/Analysis Matrix: W	☒Yes ☐No ☐N/A	12. See below
All containers needing preservation have been checked.	☐Yes ☐No ☒N/A	13.
All containers needing preservation are found to be in compliance with EPA recommendation.	☐Yes ☐No ☒N/A	
exceptions: VOA, coliform, TOC, O&G, WI-DRO (water)	☐Yes ☐No	Initial when completed / Lot # of added preservative
Samples checked for dechlorination:	☐Yes ☐No ☒N/A	14.
Headspace in VOA Vials (>6mm):	☐Yes ☒No ☐N/A	15.
Trip Blank Present:	☒Yes ☐No ☐N/A	16.
Trip Blank Custody Seals Present	☒Yes ☐No ☐N/A	
Pace Trip Blank Lot # (if purchased): _____		

Client Notification/ Resolution: Field Data Required? Y / N

Person Contacted: _____ Date/Time: _____

Comments/ Resolution: 4-40 ml labeled as "MW-5" and only 2 as "PZ-1" 8/18/08 AB

Project Manager Review: _____ **Date:** 8/19/08

Note: Whenever there is a discrepancy affecting North Carolina compliance samples, a copy of this form will be sent to the North Carolina DEHNR Certification Office (i.e out of hold, incorrect preservative, out of temp, incorrect containers)

Attachment H
(in order presented)

- Soil and Groundwater GIS Registry Information