

August 6, 2021
File No. 25220211.01

Mr. Jeff Ackerman
Wisconsin Department of Natural Resources
3911 Fish Hatchery Road
Fitchburg, WI 53711-5367

Subject: Groundwater Monitoring and Soil Vapor Extraction Pilot Test Results
Former Highway Cleaners
1509 Elm Street, Boscobel, Wisconsin
BRRTS #02-22-543001

Dear Mr. Ackerman:

SCS Engineers (SCS) is pleased to provide updated results from our recent activities at the subject site (**Figure 1**), which included a round of groundwater monitoring, and installation and completion of a soil vapor extraction (SVE) pilot test. The groundwater testing was completed on March 31, 2021, and April 1, 2021, and the pilot test was performed on May 3, 2021. The purpose of the work was to update the groundwater results that had not been sampled since 2018, to gather design information, and to determine the potential effectiveness of SVE treatment of soil contaminated by dry cleaning solvent.

Groundwater results were mostly consistent with the previously identified trends, but three wells bear further discussion. Based on the pilot test results, SCS proposes installation and operation of a full-scale SVE system to address the onsite source material. Additional information regarding the groundwater results and the SVE pilot test is provided below.

WORKPLAN

The scope was performed consistent with the March 16, 2021 Soil Vapor Extraction System Pilot Test Work Plan, approved by Jeff Ackerman by email on April 16, 2021.

GROUNDWATER TESTING

As described in the workplan, on March 31, 2021, Mr. Adam Watson of SCS gauged the water levels and sampled 15 wells, with the exception of MW7, which could not be located (**Figure 2**).

Groundwater results are summarized in **Table 1** and the laboratory analytical results are found in **Attachment A**. Groundwater levels are summarized in **Table 2** and used to produce the water table map with approximate groundwater flow direction in **Figure 3**, and a potentiometric surface map, **Figure 4**.

Groundwater flow direction was observed to the west-northwest from water levels measured on March 31, 2021, **Figure 4**. A potentiometric map was also created (**Figure 5**), using depth to water measurements from the four piezometers measured in March 31, 2021, showing a similar flow direction, generally to the west-northwest.



Of the 15 groundwater wells sampled, 6 wells (MW-1, MW-3, MW-4, MW-8, MW-12, and, PZ-10) exceeded the NR 140 enforcement standard (ES) and only 1 (MW-6) exceeded the NR 140 Preventative Action Limit (PAL). There were five wells (MW-2, MW-5, MW-9, MW-10, and MW-11) that had results at or slightly above the limit of detection (LOD), and the remaining three wells (PZ-1, PZ-4, and PZ-11) had no detections. A list of these results are presented with the historical data in **Table 1**. All exceedances and detections are for Tetrachloroethene (PCE) with the exception of one well, MW-5, that also had a detection of 1,1,1, trichloroethane but is well below the NR 140 PAL. An isoconcentration map of the impacted shallow groundwater is included as **Figure 5**.

In general, the wells sampled are within historically observed ranges and show a stable to decreasing trend with the exception of three wells (MW-8, MW-12, and PZ-10). MW-8 is located at the far southern extent of the investigated area, side to upgradient of the former dry cleaners, and has not shown detections of PCE prior to the 2021 sampling event. MW-12 is located at the northwest edge of the investigation area, and is the furthest downgradient well. MW-12 has shown detections every time it has been sampled, with low but steadily rising concentrations. PZ-10 is located along the northern edge of the investigation area near the edge of the delineated impact area at the water table. PZ-10 has shown detections of PCE in each of the five sampling events over nearly 6 years, with low but steadily increasing concentrations.

PILOT TEST SETUP

As described in the workplan, the pilot test included the installation of three wells designed to collect vapors from the unsaturated materials above the water table near the source area. Once the wells were installed, a vacuum was placed on one of the wells, and the effects of that vacuum were measured at the other wells. A series of vapor samples were collected to determine the effectiveness of capturing the chlorinated chemicals in the effluent, and the discharge concentrations.

SVE Well Construction

Three 2-inch-diameter polyvinyl chloride (PVC) SVE wells were installed on April 20, 2021 (SVE-1 through SVE-3). The wells were installed by Soil Essentials, LLC of Rockford, Illinois, using a direct push drilling rig equipped with hollow-stem augers. Boring logs and well construction forms for the wells are included in **Attachment B**, and well locations are shown on **Figure 6**.

The SVE wells were constructed to a depth of 32 feet below ground surface using 27-foot-long PVC well screens. The wells were set in flush-mount steel protective casings with locking well plugs.

Vacuum Observation Points

For the pilot test, SVE wells SVE-1 and SVE-3, and groundwater monitoring well MW-2 were temporarily fitted with PVC slip caps equipped with a brass barb fitting for vacuum measurements.

SVE Blower and Instrumentation

A Rotron positive displacement blower and manifold were fitted to well SVE-2. The 2-inch-diameter PVC manifold piping included an in-line flow meter and ports for photoionization detector (PID), flow meter, and vacuum measurements. Photographs of the SVE well installation and pilot test setup are included in **Attachment C**.

Vacuum measurements were collected from the SVE wells and monitoring well MW-2 prior to starting up the blower at SVE-2. The measurements were made using a digital manometer. The pilot test measurements were recorded on field sheets included in **Attachment D**.

SVE PILOT TEST

The blower at SVE-2 was started up at 10:40 a.m. on May 3, 2021. Vacuum, PID, and flowrate measurements at the blower and monitoring points were made immediately after blower startup and at approximate 1-hour intervals during the pilot test.

Samples of the blower exhaust were obtained using laboratory-supplied 1-liter Summa canisters equipped with 5-minute flow controllers. The samples were collected at approximately 15 minutes, 1 hour, and 2 hours after startup. The Summa canisters were submitted to Pace Analytical Services, LLC of Minneapolis, Minnesota, for analysis of volatile organic compounds (VOCs) via method TO-15. At 2:30 p.m. on May 3, 2021, the SVE blower was turned off after 3 hours and 40 minutes of operation.

RESULTS

Vacuum and Flow Rate

During the SVE pilot test, the vacuum at the blower varied from approximately -10.2 to -9.3 inches of water, while the in-line flowmeter upstream of the blower read a constant 8 cubic feet per minute (cfm) for the entire test.

Vacuum readings at well SVE-1 ranged from 1.45 to 2.01 inches of water, readings at well SVE-3 ranged from 1.13 to 1.68 inches of water, and readings at monitoring well MW-2 ranged from 0.45 to 1.06 inches of water. Well SVE-1 is approximately 25 feet from the blower well (SVE-2), well SVE-3 is approximately 25 feet from the blower well, and monitoring well MW-2 is approximately 85 feet from the blower well. Based on pilot test vacuum measurements the SVE-2 radius of influence is approximately 2.0 inch of water vacuum at a distance of approximately 25 feet. The estimated radius of influence, assuming all three SVE wells were in operation, is shown on **Figure 6**.

PID Reading and Blower Exhaust Sample Results

Laboratory results for blower exhaust samples are included in **Attachment E**. PCE (i.e., dry cleaning solvent) was detected at a concentration of 22,400 ug/m³ in the sample taken at 15 minutes after the start of the SVE Pilot Test, 26,900 ug/m³ in the 1-hour sample, and 9,720 ug/m³ in the 2 hour sample. Other VOCs were present in the samples, but at lower concentrations than PCE.

A summary of blower exhaust concentrations is provided below:

Sample ID/Time	PCE (ug/m ³)	PID (PPM)
15-min	22,400	6.7
1-hour	26,900	606
2-hour	9,720	6.2

Estimated Mass Removal

Based on the SVE pilot test results, the SVE-2 PCE discharge rate is approximately 0.0009 pounds per hour (lb/hr) or 7.5 pounds per year (lb/yr). Discharge calculations are included in **Attachment F**.

Assuming similar rates of PCE removal for wells SVE-1 and SVE-3, the full-scale system PCE discharge rate would be approximately 0.0027 lb/hr or 22.5 lb/yr, which does not exceed the Wisconsin Administrative Code, Chapter NR 445 allowable discharge permit threshold for PCE of 9.11 lb/hr or 301 lb/yr. Therefore, an air discharge permit would likely not be required for a full-scale system pulling from the three existing SVE wells at similar flow rates. This assumes that the airflow rate and discharge rate of PCE remains constant. Previous experience with SVE systems shows that the concentration of contaminants in the discharge air of an SVE system decreases as the system operates, contaminants are removed, and the concentration in the soil decreases.

INVESTIGATION-DERIVED WASTE

Six 55-gallon drums of soil cuttings were generated during SVE well construction and are temporarily stored behind the building. SCS is in the process of coordinating disposal of the drums.

Purged groundwater was temporarily stored in a mobile tank, and transported to the Richland Center wastewater treatment plant for disposal. A total of approximately 150 gallons were disposed, no receipt was given for the disposal from Waste Water Treatment Plant.

SUMMARY AND RECOMMENDATIONS


A release of dry cleaning solvent at the Former Highway Cleaners site has contaminated soil, groundwater, and sub-slab vapor at concentrations in excess of regulatory standards. An SVE pilot test was performed to acquire design details and determine the feasibility of SVE cleanup.

The SVE pilot test results show that a full-scale SVE system is feasible and may remove up to approximately 22.5 lb/yr of PCE from the soil. Extraction of PCE from the underlying soil should reduce the contaminant mass and migration from soil to groundwater. It would also likely reduce the potential for vapor intrusion into the overlying building.

Based on the pilot test findings and likely reduction in contaminant mass, SCS recommends installation and operation of a full-scale SVE system using the three SVE wells to extract vapor from the subsurface. In addition, due to the rising concentrations in groundwater at three locations, we recommend that additional groundwater testing of at least those wells be incorporated into the remediation plan for the site.

Please contact Tony Kollasch at 608-216-7381 if you have any questions concerning this letter.

Sincerely,



Tony Kollasch
Project Manager
SCS Engineers



Keith Gilkey, PE
Senior Design Engineer
SCS Engineers

Mr. Jeff Ackerman
August 6, 2021
Page 5

KRG\AW\AJR\tjk

Encl. Table 1 – Groundwater Analytical Results – VOCs
Table 2 – Water Level Summary

Figure 1 – Site Location Map
Figure 2 – Site Plan
Figure 3 – Water Table Map
Figure 4 – Potentiometric Surface Map
Figure 5 – Isoncentration Map
Figure 6 – SVE Pilot Test Layout and Estimated Radius of Influence

Attachment A – Groundwater Laboratory Analytical Reports
Attachment B – Boring Logs and Well Construction Forms
Attachment C – Pilot Test Photographs
Attachment D – Field Sheets
Attachment E – Blower Exhaust Analytical Results
Attachment F – Discharge Calculations

I:\25220211.00\Deliverables\May 2021 Update\210806_Ackerman_SVE Pilot Test Results.docx

Tables

1. Groundwater Analytical Results – VOCs
2. Water Level Summary

Table 1. Groundwater Analytical Results Summary
Former Highway Cleaners - Boscobel, WI / SCS Engineers Project #25220211.01
 (Results are in µg/L)

Sample	Date	PCE	TCE	VC	cis-1,2-DCE	trans-1,2-DCE	Other VOCs
MW-1	10/19/05	<u>25</u>	<0.20	<0.20	<0.50	<0.50	Not Detected
	1/25/06	<u>18</u>	<0.20	<0.20	<0.50	<0.50	Not Detected
	10/3/07	<u>23</u>	<0.48	<0.18	<0.83	<0.89	Not Detected
	4/2/08	<u>39.2</u>	<0.48	<0.18	<0.83	<0.89	Not Detected
	11/22/14	<u>4.2</u>	<0.33	<0.18	<0.26	<0.26	Not Detected
	7/26/15	<u>13.6</u>	<0.33	<0.18	<0.26	<0.26	Not Detected
	11/4/15	<u>23.7</u>	<0.33	<0.18	<0.26	<0.26	Not Detected
	1/27/18	<u>8</u>	<0.33	<0.18	<0.26	<0.26	Not Detected
	4/28/18	<u>24.8</u>	<0.33	<0.18	<0.26	<0.26	Not Detected
	3/31/21	<u>3.1</u>	<0.26	<0.17	<0.27	<0.46	Not Detected
MW-2	10/19/05	<u>10</u>	<0.20	<0.20	<0.50	<0.50	Not Detected
	1/25/06	<u>15</u>	<0.20	<0.20	<0.50	<0.50	Not Detected
	10/3/07	<u>9.8</u>	<0.48	<0.18	<0.83	<0.89	Not Detected
	4/2/08	<u>27.3</u>	<0.48	<0.18	<0.83	<0.89	Not Detected
	11/22/14	<u>2.9</u>	<0.33	<0.18	<0.26	<0.26	Not Detected
	7/26/15	<0.50	<0.33	<0.18	<0.26	<0.26	Not Detected
	11/4/15	<u>1.8</u>	<0.33	<0.18	<0.26	<0.26	Not Detected
	1/27/18	<u>0.58</u> J	<0.33	<0.18	<0.26	<0.26	Not Detected
	4/28/18	<u>2.9</u>	<0.33	<0.18	<0.26	<0.26	Not Detected
	3/31/21	<0.33	<0.26	<0.17	<0.27	<0.46	Not Detected

Table 1. Groundwater Analytical Results Summary
Former Highway Cleaners - Boscobel, WI / SCS Engineers Project #25220211.01
 (Results are in µg/L)

Sample	Date	PCE	TCE	VC	cis-1,2-DCE	trans-1,2-DCE	Other VOCs
MW-3	10/19/05	<u>13</u>	<0.20	<0.20	<0.50	<0.50	Not Detected
	1/25/06	<u>5.8</u>	<0.20	<0.20	<0.50	<0.50	Not Detected
	10/3/07	<u>77</u>	<u>1.2</u>	<0.18	1.6	<0.89	Not Detected
	4/2/08	<u>82.6</u>	<u>1.2</u>	<0.18	1.5	<0.89	Not Detected
	11/22/14	<u>55.2</u>	<u>0.53</u>	<0.18	<0.26	<0.26	Not Detected
	7/26/15	<u>8.4</u>	<0.33	<0.18	<0.26	<0.26	Not Detected
	11/4/15	<u>2.8</u>	<0.33	<0.18	<0.26	<0.26	Not Detected
	1/27/18	<u>44.2</u>	<0.33	<0.18	<0.26	<0.26	Not Detected
	4/28/18	<u>10.5</u>	<0.33	<0.18	<0.26	<0.26	Not Detected
	3/31/21	<u>22.1</u>	<0.26	<0.17	<0.27	<0.46	Not Detected
MW-4	10/19/05	<u>210</u>	<u>1.9</u>	<1.0	3.4	<2.5	Not Detected
	1/25/06	<u>34</u>	0.39	<0.20	0.89	<0.50	Not Detected
	10/3/07	<u>110</u>	<u>2</u>	<0.18	4.1	<0.89	Not Detected
	4/2/08	<u>236</u>	<u>4.4</u>	<0.18	<u>7.6</u>	<0.89	Not Detected
	11/22/14	<u>45.2</u>	0.43	<0.18	<0.26	<0.26	Not Detected
	7/26/15	<u>66.4</u>	0.48 J	<0.18	<0.26	<0.26	Not Detected
	11/4/15	<u>277</u>	<u>1.6</u>	<0.18	<0.26	<0.26	Not Detected
	1/27/18	<u>174</u>	<u>1.1</u>	<0.18	0.51 J	<0.26	Not Detected
	4/28/18	<u>108</u>	<u>0.57</u> J	<0.18	0.33 J	<0.26	Not Detected
	3/31/21	<u>23.3</u>	<0.26	<0.17	<0.27	<0.46	Not Detected

Table 1. Groundwater Analytical Results Summary
Former Highway Cleaners - Boscobel, WI / SCS Engineers Project #25220211.01
 (Results are in µg/L)

Sample	Date	PCE	TCE	VC	cis-1,2-DCE	trans-1,2-DCE	Other VOCs
MW-5	10/3/07	<u>6.2</u>	<0.48	<0.18	<0.83	<0.89	Not Detected
	4/2/08	<u>0.66</u>	<0.48	<0.18	<0.83	<0.89	Not Detected
	11/22/14	<u>0.96</u>	<0.33	<0.18	<0.26	<0.26	Not Detected
	7/26/15	<u>3.6</u>	<0.33	<0.18	<0.26	<0.26	Not Detected
	11/4/15	<0.50	<0.33	<0.18	<0.26	<0.26	Not Detected
	1/27/18	<0.50	<0.33	<0.18	<0.26	<0.26	Not Detected
	3/31/21	0.37 J	<0.26	<0.17	<0.27	<0.46	1,1,1-Trichloroethane 11.9
MW-6	10/3/07	<u>51</u>	<0.48	<0.18	<0.83	<0.89	Not Detected
	4/2/08	<u>24.1</u>	<0.48	<0.18	<0.83	<0.89	Not Detected
	11/22/14	<u>44.5</u>	<0.33	<0.18	<0.26	<0.26	Not Detected
	7/26/15	<u>18.8</u>	<0.33	<0.18	<0.26	<0.26	Not Detected
	11/4/15	<u>20.3</u>	<0.33	<0.18	<0.26	<0.26	Not Detected
	1/27/18	<u>20.9</u>	<0.33	<0.18	<0.26	<0.26	Not Detected
	4/28/18	<u>13.7</u>	<0.33	<0.18	<0.26	<0.26	Not Detected
	3/31/21	<u>3.5</u>	<.26	<0.17	<0.27	<0.46	Not Detected

Table 1. Groundwater Analytical Results Summary
Former Highway Cleaners - Boscobel, WI / SCS Engineers Project #25220211.01
 (Results are in µg/L)

Sample	Date	PCE	TCE	VC	cis-1,2-DCE	trans-1,2-DCE	Other VOCs
MW-7	7/26/15	<0.50	<0.33	<0.18	<0.26	<0.26	Not Detected
	11/4/15	<0.50	<0.33	<0.18	<0.26	<0.26	Not Detected
	1/27/18	<0.50	<0.33	<0.18	<0.26	<0.26	Not Detected
	4/28/18	<0.50	<0.33	<0.18	<0.26	<0.26	Not Detected
MW-8	7/26/15	<0.50	<0.33	<0.18	<0.26	<0.26	Not Detected
	11/4/15	<0.50	<0.33	<0.18	<0.26	<0.26	Not Detected
	1/27/18	<0.50	<0.33	<0.18	<0.26	<0.26	Not Detected
	4/28/18	<0.50	<0.33	<0.18	<0.26	<0.26	Not Detected
	3/31/21	<u>6.6</u>	<0.26	<0.17	<0.27	<0.46	Not Detected
MW-9	7/26/15	<u>3.3</u>	<0.33	<0.18	<0.26	<0.26	Not Detected
	11/4/15	<u>3</u>	<0.33	<0.18	<0.26	<0.26	Not Detected
	1/27/18	<u>6.6</u>	<0.33	<0.18	<0.26	<0.26	Not Detected
	4/28/18	<u>12.7</u>	<0.33	<0.18	<0.26	<0.26	Not Detected
	3/31/21	0.49 J	<0.26	<0.17	<0.27	<0.46	Not Detected
MW-10	7/26/15	<u>24.3</u>	<0.33	<0.18	<0.26	<0.26	Not Detected
	11/4/15	<u>18.4</u>	<0.33	<0.18	<0.26	<0.26	Not Detected
	1/27/18	<u>52.7</u>	<0.33	<0.18	<0.26	<0.26	Not Detected
	4/28/18	<u>18.7</u>	<0.33	<0.18	<0.26	<0.26	Not Detected
	3/31/21	<0.33	<0.26	<0.17	<0.27	<0.46	Not Detected

Table 1. Groundwater Analytical Results Summary
Former Highway Cleaners - Boscobel, WI / SCS Engineers Project #25220211.01
 (Results are in µg/L)

Sample	Date	PCE	TCE	VC	cis-1,2-DCE	trans-1,2-DCE	Other VOCs
MW-11	7/26/15	<u>2.6</u>	<0.33	<0.18	<0.26	<0.26	Not Detected
	11/4/15	<u>4.7</u>	<0.33	<0.18	<0.26	<0.26	Not Detected
	1/27/18	<u>0.52</u> J	<0.33	<0.18	<0.26	<0.26	Not Detected
	4/28/18	<0.50	<0.33	<0.18	<0.26	<0.26	Not Detected
	3/31/21	<u>0.35</u> J	<0.26	<0.17	<0.27	<0.46	Not Detected
MW-12	1/27/18	<u>3.9</u>	<0.33	<0.18	<0.26	<0.26	Not Detected
	4/27/18	<u>4.2</u>	<0.33	<0.18	<0.26	<0.26	Not Detected
	3/31/21	<u>9.9</u>	<0.26	<0.17	<0.27	<0.46	Not Detected
PZ-1	10/19/05	<0.50	<0.20	<0.20	<0.50	<0.50	Not Detected
	1/25/06	<0.50	<0.20	<0.20	<0.50	<0.50	Not Detected
	10/3/07	<0.45	<0.48	<0.18	<0.83	<0.89	Not Detected
	4/2/08	<0.45	<0.48	<0.18	<0.83	<0.89	Not Detected
	11/22/14	<0.50	<0.33	<0.18	<0.26	<0.26	Not Detected
	7/26/15	<0.50	<0.33	<0.18	<0.26	<0.26	Not Detected
	11/4/15	<0.50	<0.33	<0.18	<0.26	<0.26	Not Detected
	1/27/18	<0.50	<0.33	<0.18	<0.26	<0.26	Not Detected
	4/28/18	<0.50	<0.33	<0.18	<0.26	<0.26	Not Detected
	3/31/21	<0.33	<0.26	<0.17	<0.27	<0.46	Not Detected

Table 1. Groundwater Analytical Results Summary
Former Highway Cleaners - Boscobel, WI / SCS Engineers Project #25220211.01
 (Results are in µg/L)

Sample	Date	PCE	TCE	VC	cis-1,2-DCE	trans-1,2-DCE	Other VOCs
PZ-4	10/3/07	NA	NA	NA	NA	NA	NA
	4/2/08	<0.45	<0.48	<0.18	<0.83	<0.89	Not Detected
	11/22/14	<0.50	<0.33	<0.18	<0.26	<0.26	Not Detected
	7/26/15	<0.50	<0.33	<0.18	<0.26	<0.26	Not Detected
	11/4/15	<0.50	<0.33	<0.18	<0.26	<0.26	Not Detected
	1/27/18	<u>0.8</u> J	<0.33	<0.18	<0.26	<0.26	Not Detected
	4/28/18	<0.50	<0.33	<0.18	<0.26	<0.26	Not Detected
	3/31/21	<0.33	<0.26	<0.17	<0.27	<0.46	Not Detected
PZ-10	7/26/15	<u>2.5</u>	<0.33	<0.18	<0.26	<0.26	Not Detected
	11/4/15	<u>0.51</u> J	<0.33	<0.18	<0.26	<0.26	Not Detected
	1/27/18	<u>3.2</u>	<0.33	<0.18	<0.26	<0.26	Not Detected
	4/28/18	<u>4.3</u>	<0.33	<0.18	<0.26	<0.26	Not Detected
	3/31/21	<u>15</u>	<0.26	<u>0.17</u>	<0.27	<0.46	Not Detected
PZ-11	7/26/15	<u>0.84</u> J	<0.33	<0.18	<0.26	<0.26	Not Detected
	11/4/15	<0.50	<0.33	<0.18	<0.26	<0.26	Not Detected
	1/27/18	<0.50	<0.33	<0.18	<0.26	<0.26	Not Detected
	4/28/18	<0.50	<0.33	<0.18	<0.26	<0.26	Not Detected
	3/31/21	<0.33	<0.26	<0.17	<0.27	<0.46	Not Detected

Table 1. Groundwater Analytical Results Summary
Former Highway Cleaners - Boscobel, WI / SCS Engineers Project #25220211.01
 (Results are in µg/L)

Sample	Date	PCE	TCE	VC	cis-1,2-DCE	trans-1,2-DCE	Other VOCs
NR 140 Enforcement Standards (ESs)		5	5	0.2	70	100	1,1,1-Trichloroethane 200
NR 140 Preventive Action Limits (PALs)		0.5	0.5	0.02	7	20	1,1,1-Trichloroethane 40

Abbreviations:

µg/L = micrograms per liter or parts per billion (ppb)

VC = Vinyl Chloride

NA = Not Analyzed

DCE = Dichloroethene

TCE = Trichloroethene

ND = Not Detected

PCE = Tetrachloroethene

VOCs = Volatile Organic Compounds

-- = Not Applicable

Notes:

* Sample could not be analyzed because of high sediment levels

NR 140 ESs - Wisconsin Administrative Code (WAC), Chapter NR 140.10 Table 1 - Public Health Groundwater Quality Standards from February 2021.

NR 140 PALs - WAC, Chapter NR 140.10 Table 1 - Public Health Groundwater Quality Standards from February 2021.

Bold+underlined values meet or exceed NR 140 ESs.

Italic+underlined values meet or exceed NR 140 PALs.

Laboratory Notes/Qualifiers:

J = Compound present above the limit of detection, below limit of quantitation

Created by:	TJK	Date:	5/20/2021
Last revision by:	TJK	Date:	5/20/2021
Checked by:	ACW	Date:	6/3/2021
Proj Mgr QA/QC:	TJK	Date:	8/5/2021

I:\25220211.00\Deliverables\August 2021 Update\Tables\[Table 1_GW_Table_VOCs.xlsx]Drycleaner

Table 2. Water Level Summary
Former Highway Cleaners - Boscobel, WI / SCS Engineers Project #25220211.01

Raw Data	Depth to Water in feet below top of well casing															
	MW-1	MW-2	MW-3	MW-4	MW-5	MW-6	MW-7	MW-8	MW-9	MW-10	MW-11	MW12	PZ-1	PZ-4	PZ-10	PZ-11
Measurement Date																
October 19, 2005	30.34	30.7	31.21	31.49	--	--	--	--	--	--	--	--	30.41	--	--	--
January 25, 2006	30.52	30.92	31.39	31.63	--	--	--	--	--	--	--	--	30.61	--	--	--
October 3, 2007	28.31	28.69	29.26	29.56	29.17	28.47	--	--	--	--	--	--	28.43	--	--	--
April 2, 2008	28.53	28.92	29.45	29.74	29.38	28.62	--	--	--	--	--	--	28.64	29.40	--	--
November 22, 2014	28.56	28.91	29.51	29.82	29.45	28.71	--	--	--	--	--	--	28.63	29.50	--	--
July 26, 2015	29.48	29.84	30.35	30.64	30.28	29.54	32.42	31.79	30.6	31.89	33.34	--	29.56	30.00	32.14	33.31
November 4, 2015	29.95	30.31	30.83	31.18	30.74	30.04	32.9	32.29	31.07	32.37	33.87	--	30.04	30.31	32.65	33.78
January 27, 2018	28.05	28.42	28.98	29.31	28.92	28.20	31.07	30.29	29.3	30.82	32.11	36.37	28.13	29.30	30.81	32.02
April 28, 2018	28.60	28.98	29.52	29.84	NM	28.70	31.55	30.9	29.8	31.05	32.52	36.75	28.70	29.51	31.31	32.44
March 31, 2021	28.27	28.64	29.20	29.52	29.15	28.41	NM	30.57	29.54	30.8	32.34	36.58	28.39	27.89	31.09	32.26

Ground Water Elevation in feet above mean sea level (amsl)																
Well Number	MW-1	MW-2	MW-3	MW-4	MW-5	MW-6	MW-7	MW-8	MW-9	MW-10	MW-11	MW12	PZ-1	PZ-4	PZ-10	PZ-11
Top of Casing Elevation (feet amsl)	684.49	685.02	685.26	685.33	685.28	684.18	686.36	686.93	685.57	685.6	686.82	690.82	684.59	685.01	685.87	686.71
Screen Length (ft)	15.00	15.00	15.00	15.00	15.00	15.00	15	15	15	15	15	15	5.00	5.00	5	5
Total Depth (ft from top of casing)	38.41	38.45	39.45	39.42	39.85	39.51	38.77	38.1	37.45	37.8	38.4	45	58.70	59.80	58.35	50.4
Top of Well Screen Elevation (ft)	661.08	661.57	660.81	660.91	660.43	659.67	662.59	663.83	663.12	662.80	663.42	660.82	630.89	630.21	632.52	641.31
Measurement Date																
October 19, 2005	654.15	654.32	654.05	653.84	--	--	--	--	--	--	--	--	654.18	--	--	--
January 25, 2006	653.97	654.10	653.87	653.70	--	--	--	--	--	--	--	--	653.98	--	--	--
October 3, 2007	656.18	656.33	656.00	655.77	656.11	655.71	--	--	--	--	--	--	656.16	--	--	--
April 2, 2008	655.96	656.10	655.81	655.59	655.90	655.56	--	--	--	--	--	--	655.95	655.61	--	--
November 22, 2014	655.93	656.11	655.75	655.51	655.83	655.47	--	--	--	--	--	--	655.96	655.51	--	--
July 26, 2015	655.01	655.18	654.91	654.69	655.00	654.64	653.94	655.14	654.97	653.71	653.48	--	655.03	655.01	653.73	653.40
November 4, 2015	654.54	654.71	654.43	654.15	654.54	654.14	653.46	654.64	654.50	653.23	652.95	--	654.55	654.70	653.22	652.93
January 27, 2018	656.44	656.60	656.28	656.02	656.36	655.98	655.29	656.64	656.27	654.78	654.71	654.45	656.46	655.71	655.06	654.69
April 28, 2018	655.89	656.04	655.74	655.49	--	655.48	654.81	656.03	655.77	654.55	654.30	654.07	655.89	655.50	654.56	654.27
March 31, 2021	656.22	656.38	656.06	655.81	656.13	655.77	--	656.36	656.03	654.80	654.48	654.24	656.20	657.12	654.78	654.45
Bottom of Well Elevation (ft)	646.08	646.57	645.81	645.91	645.43	644.67	647.59	648.83	648.12	647.80	648.42	645.82	625.89	625.21	627.52	636.31

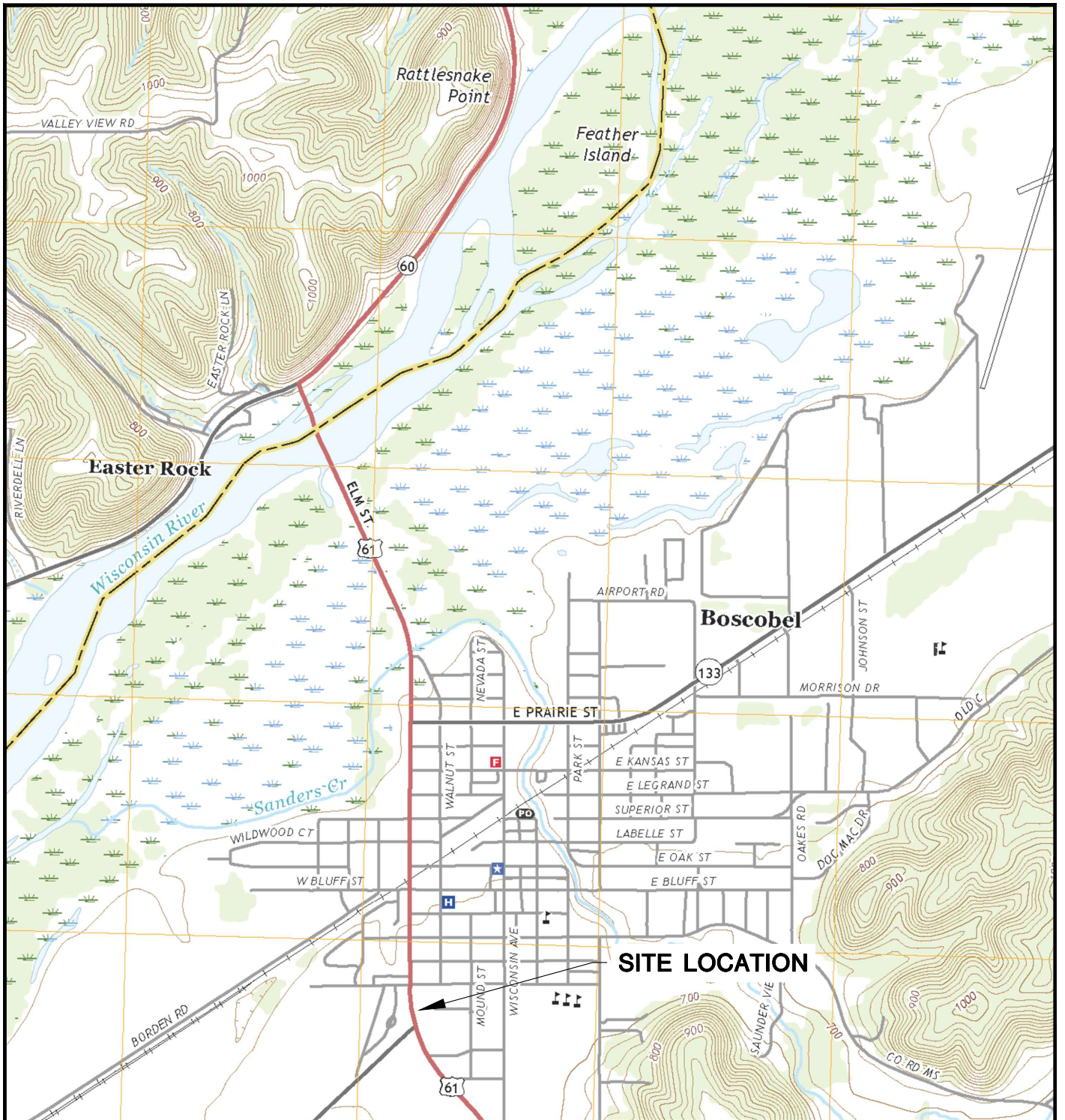
Notes:
 NM = not measured

Created by:	TJK	Date:	5/20/2021
Last revision by:	TJK	Date:	5/20/2021
Checked by:	ACW	Date:	6/3/2021
Proj Mgr QA/QC:	TJK	Date:	8/5/2021

I:\25220211.00\Deliverables\August 2021 Update\Tables\[Table 2_Water Levels.xlsx]levels

Figures

- 1 Site Location Map
- 2 Site Plan
- 3 Water Table Map
- 4 Potentiometric Surface Map
- 5 Isoncentration Map
- 6 SVE Pilot Test Layout and Estimated Radius of Influence

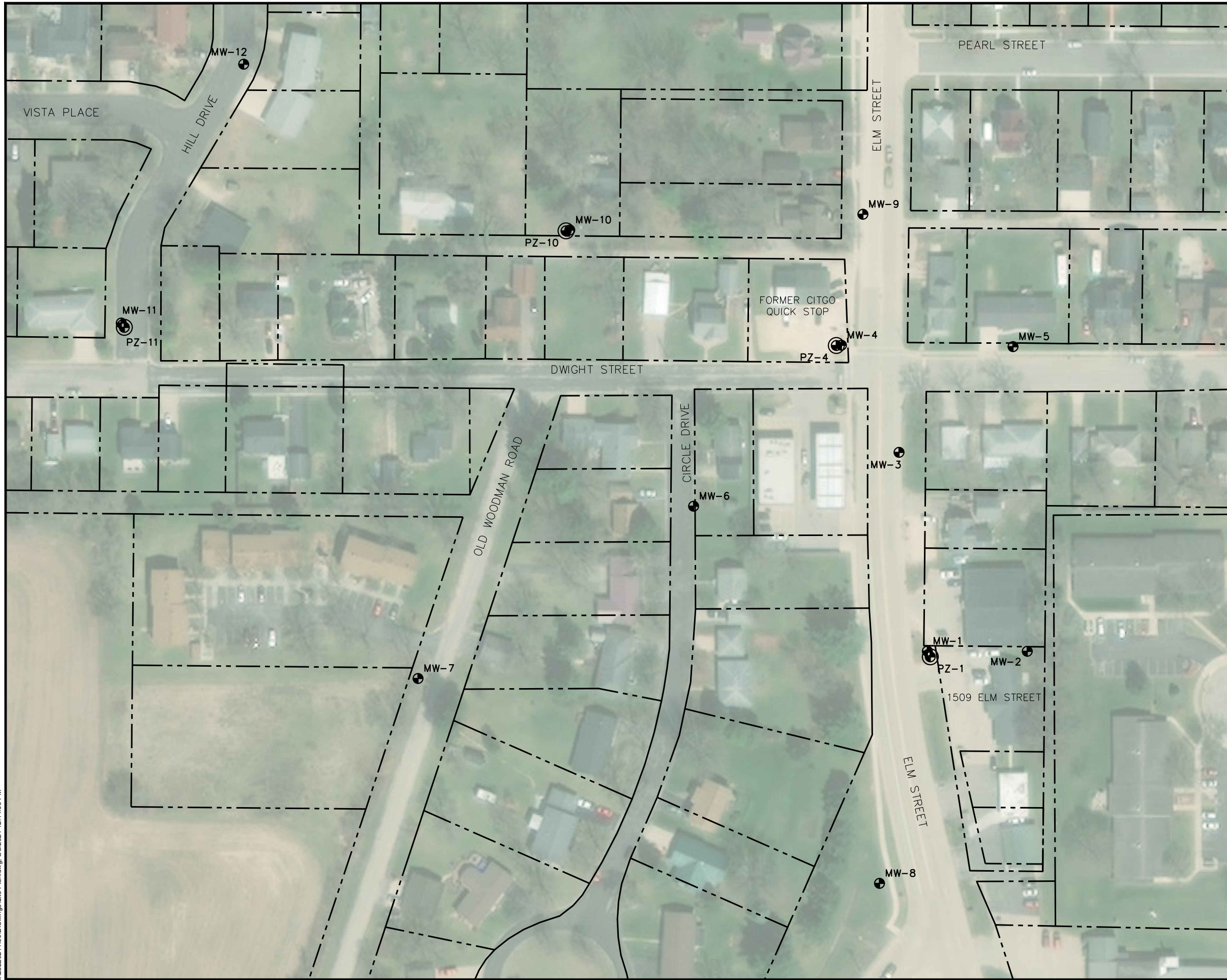


BOSCobel QUADRANGLE
 WISCONSIN
 7.5 MINUTE SERIES (TOPOGRAPHIC)
 2018
 SCALE: 1" = 2,000'



CLIENT	FORMER HIGHWAY CLEANERS, BOSCOBEL 1509 ELM STREET BOSCOBEL, WISCONSIN		ENGINEER	SCS ENGINEERS 2830 DAIRY DRIVE MADISON, WI 53718-6751 PHONE: (608) 224-2830	SITE LOCATION MAP
	PROJECT NO. 25220211.00	DRAWN BY: KP			
	DRAWN: 07/26/2021	CHECKED BY: AW			
	REVISED: 07/26/2021	APPROVED BY: TJK, 8/5/2021			

I:\25220211.00\Drawings\Site Plan.dwg, 6/9/2021 12:14:00 PM

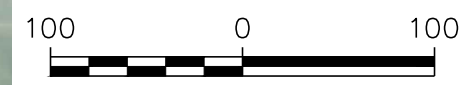


LEGEND

-  PROPERTY LINE
-  MONITORING WELL
-  PIEZOMETER

NOTES:

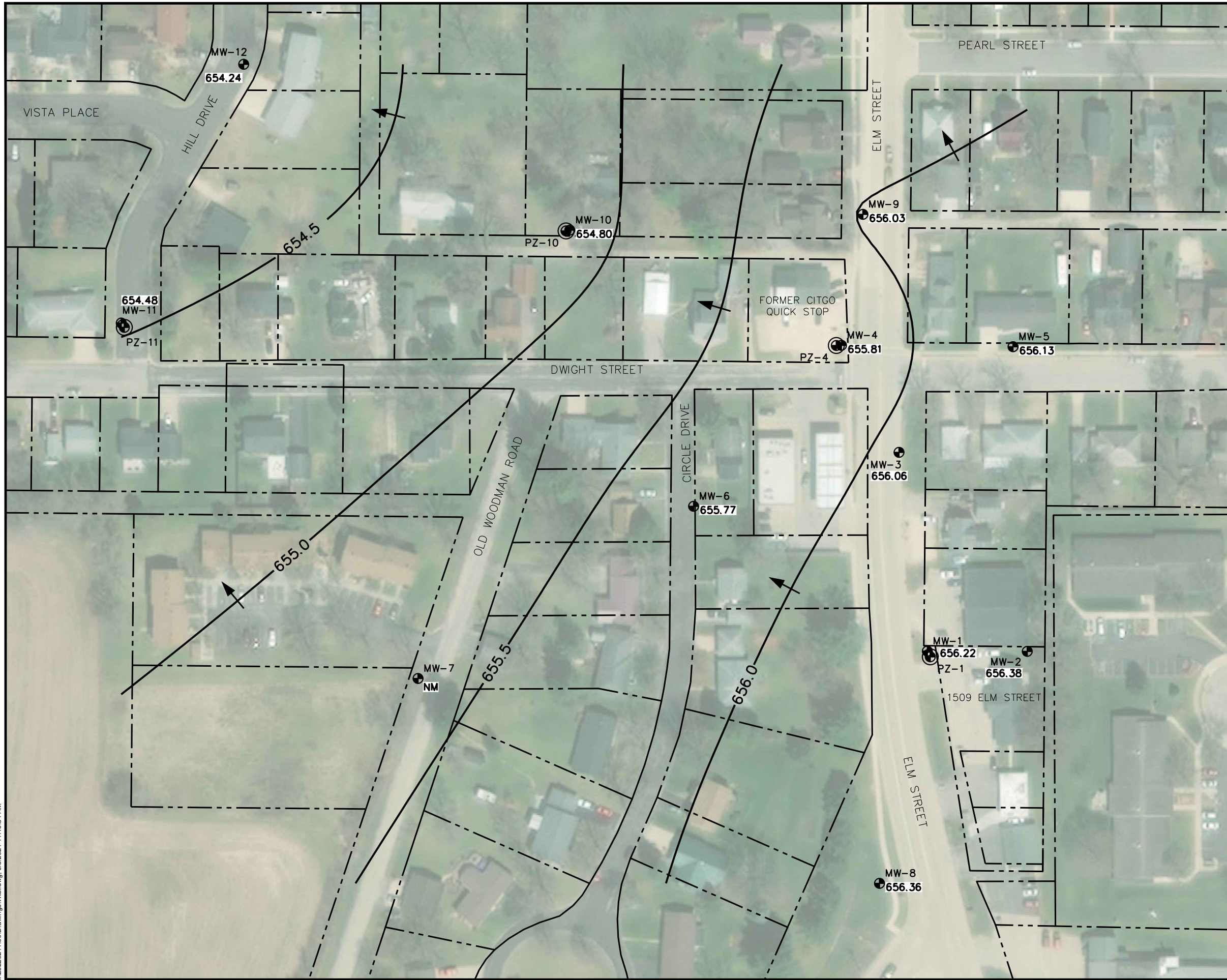
1. APRIL 2015 AERIAL PHOTOGRAPH SOURCES: ESRI, DIGITALGLOBE, GEOEYE, I-CUBED, USDA FSA, USGS, AEX, GETMAPPING, AEROGRIID, IGN, IGP, SWISSTOPO, AND THE GIS USER COMMUNITY.
2. PROPERTY LINES FROM WISCONSIN STATEWIDE PARCEL MAP INITIATIVE, LOCATIONS ARE APPROXIMATE.
3. WELL LOCATIONS BASED ON SEYMORE ENVIRONMENTAL SERVICES, INC. GROUNDWATER MONITORING DATA MAP DATED JUNE 12, 2018.



SCALE: 1" = 100'

CLIENT	FORMER HIGHWAY CLEANERS, BOSCOBEL 1509 ELM STREET BOSCOBEL, WISCONSIN			SITE PLAN	FIGURE
PROJECT NO.	25220211.00	DRAWN BY:	KP		2
DRAWN:	06/08/2021	CHECKED BY:	AW		
REVISED:	06/08/2021	APPROVED BY:	TJK, 8/5/2021		
			ENGINEER		
			SCS ENGINEERS 2830 DAIRY DRIVE MADISON, WI 53718-6751 PHONE: (608) 224-2830		

I:\25220211.00\Drawings\Wtbl.dwg, 6/8/2021 11:19:34 AM

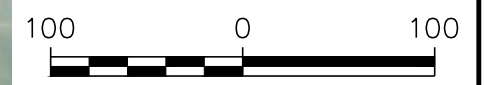


LEGEND

- PROPERTY LINE
- MONITORING WELL
- PIEZOMETER
- 656.22** WATER TABLE ELEVATION MEASURED ON 03/31/2021
- NM** NOT MEASURED
- WATER TABLE CONTOUR
- APPROXIMATE GROUNDWATER FLOW DIRECTION

NOTES:

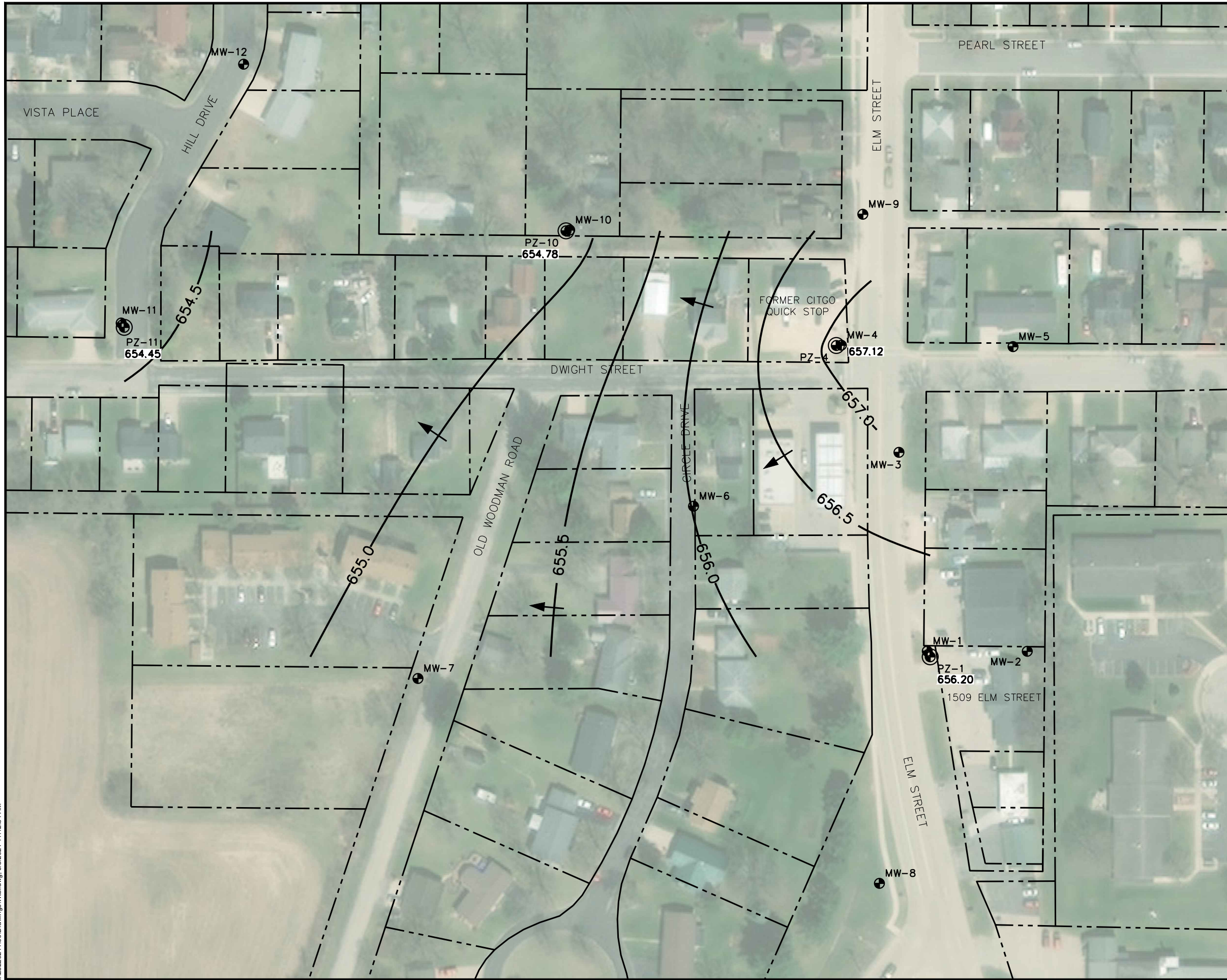
1. SEE FIGURE 2 FOR BASE MAP NOTES.
2. WATER LEVELS MEASURED BY SCS ENGINEERS ON MARCH 31, 2021.



SCALE: 1" = 100'

CLIENT	FORMER HIGHWAY CLEANERS, BOSCOBEL 1509 ELM STREET BOSCOBEL, WISCONSIN	PROJECT NO.	25220211.00	WATER TABLE MAP MARCH 31, 2021	FIGURE	3
DRAWN:	AW	DRAWN BY:	KP	 2830 DAIRY DRIVE, MADISON, WI 53718-6751 PHONE: (608) 224-2830		
REVISD:		CHECKED BY:	AW			
		APPROVED BY:	TJK, 8/5/2021			
	SITE		ENGINEER			

I:\25220211.00\Drawings\Wtbl.dwg, 6/8/2021 11:12:54 AM

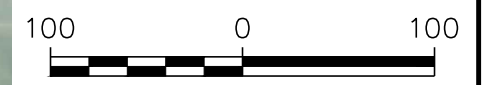


LEGEND

- PROPERTY LINE
- MONITORING WELL
- PIEZOMETER
- 656.22** POTENTIOMETRIC SURFACE ELEVATION MEASURED ON 03/31/2021
- WATER TABLE CONTOUR
- APPROXIMATE GROUNDWATER FLOW DIRECTION

NOTES:

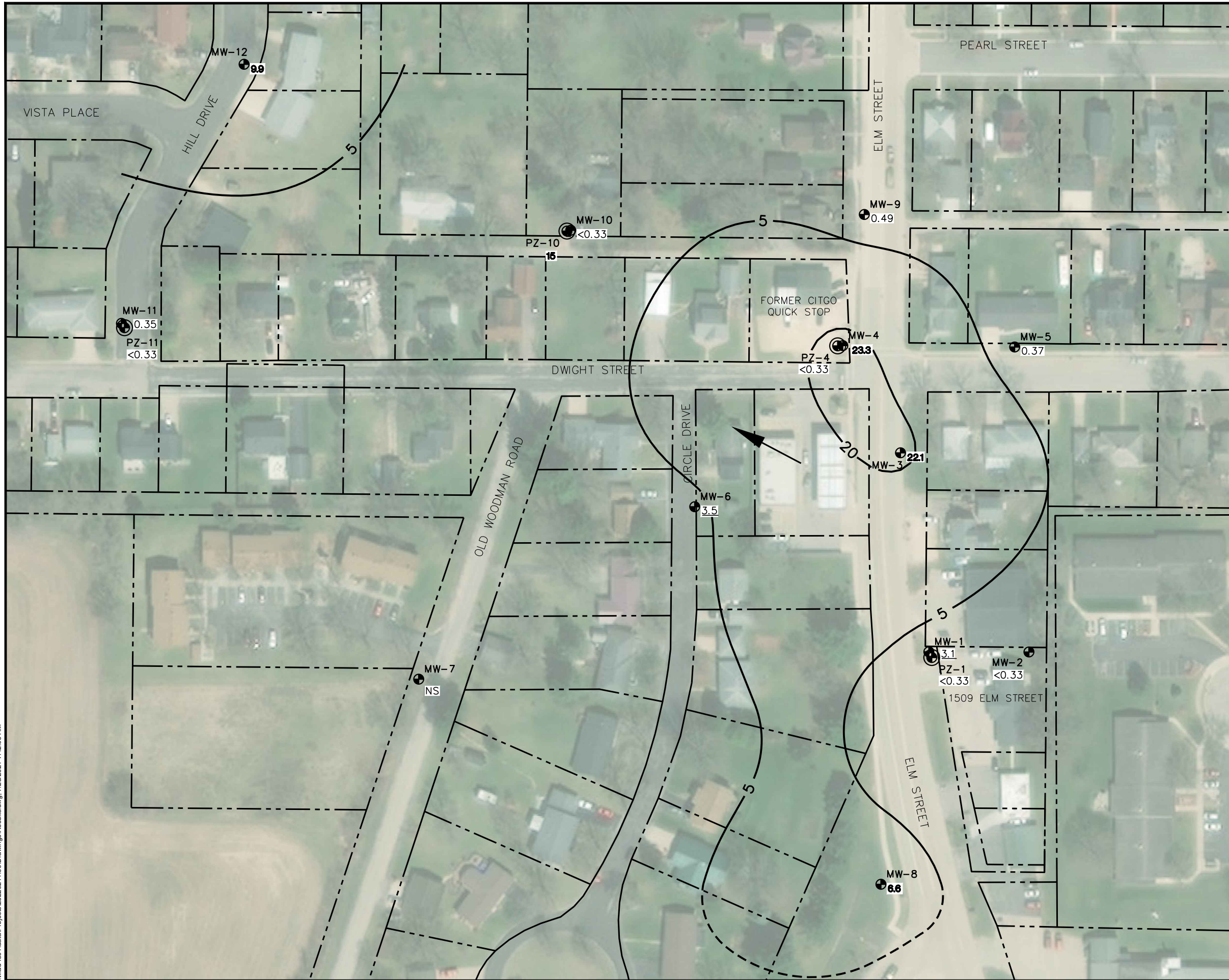
1. SEE FIGURE 2 FOR BASE MAP NOTES.
2. WATER LEVELS MEASURED BY SCS ENGINEERS ON MARCH 31, 2021.



SCALE: 1" = 100'

CLIENT	FORMER HIGHWAY CLEANERS, BOSCOBEL 1509 ELM STREET BOSCOBEL, WISCONSIN	POTENTIOMETRIC SURFACE MAP MARCH 31, 2021	FIGURE 4
PROJECT NO.	25220211.00	ENGINEER	SCS ENGINEERS 2830 DAIRY DRIVE, MADISON, WI 53718-6751 PHONE: (608) 224-2830
DRAWN:	06/08/2021		
REVISD:	06/08/2021		
SITE			
DRAWN BY:	KP		
CHECKED BY:	AW		
APPROVED BY:	T.J.K. 8/5/2021		

\\Mad-isa1\data\Projects\25220211.00\Drawings\Results.dwg, 7/26/2021 7:42:09 AM



N

LEGEND

- PROPERTY LINE
- MONITORING WELL
- PIEZOMETER
- 0.37 PCE CONCENTRATION ($\mu\text{g/L}$)
- NS NOT SAMPLED
- PCE ISOCONCENTRATION CONTOUR
- APPROXIMATE GROUNDWATER FLOW DIRECTION (03/31/2021)

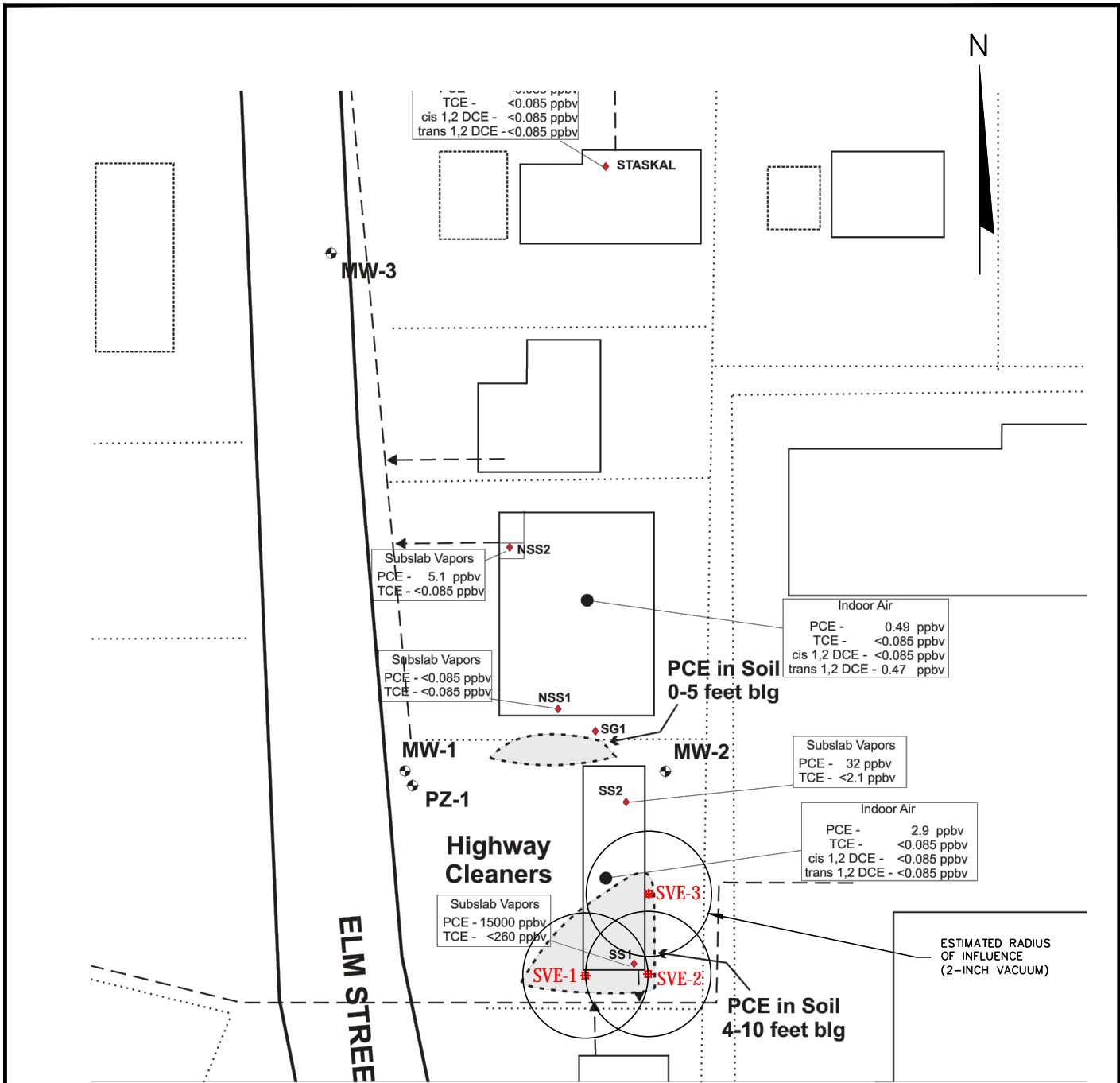
NOTES:

- SEE FIGURE 2 FOR BASE MAP NOTES.
- UNDERLINED VALUES MEET OR EXCEED NR 140 PREVENTIVE ACTION LIMITS.
- BOLD VALUES MEET OR EXCEED NR 140 ENFORCEMENT STANDARDS.

100 0 100

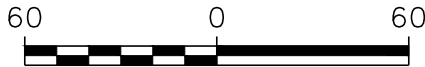
SCALE: 1" = 100'

CLIENT		FORMER HIGHWAY CLEANERS, BOSCOBEL 1509 ELM STREET BOSCOBEL, WISCONSIN	PCE ISOCONCENTRATION MAP	FIGURE 5
PROJECT NO.	25220211.00	DRAWN BY:	KP	ENGINEER
DRAWN:	06/08/2021	CHECKED BY:	AW	
REVISED:	07/26/2021	APPROVED BY:	TJK, 8/5/2021	
			SCS ENGINEERS	
			2830 DAIRY DRIVE, MADISON, WI 53718-6751 PHONE: (608) 224-2830	



LEGEND

SVE-1 # SVE WELL LOCATION




SCALE: 1" = 60'

NOTES:

- DRAWING FROM SEYMOUR ENVIRONMENTAL SERVICES, INC. VAPOR SAMPLING DATA(FEB. 2015) DRAWING.

CLIENT	MOUND CITY BANK 25 EAST PINE STREET PLATTEVILLE, WISCONSIN	SITE	FORMER HIGHWAY CLEANERS 1509 ELM STREET BOSCOBEL, WISCONSIN	ENGINEER	ESTIMATED SVE SYSTEM RADIUS OF INFLUENCE	FIGURE
	PROJECT NO. 25220211.01		DRAWN BY: KRG		SCS ENGINEERS 2830 DAIRY DRIVE MADISON, WI 53718-6751 PHONE: (608) 224-2830	
	DRAWN: 07/28/2021		CHECKED BY: TJK			
	REVISED:		APPROVED BY: TJK, 8/5/2021			



Attachment A

Groundwater Laboratory Analytical Reports

April 06, 2021

Tony Kollasch
SCS ENGINEERS
2830 Dairy Drive
Madison, WI 53718

RE: Project: 25220211.00 FMR HIGHWAY CLEAN
Pace Project No.: 40224429

Dear Tony Kollasch:


Enclosed are the analytical results for sample(s) received by the laboratory on April 02, 2021. The results relate only to the samples included in this report. Results reported herein conform to the applicable TNI/NELAC Standards and the laboratory's Quality Manual, where applicable, unless otherwise noted in the body of the report.

The test results provided in this final report were generated by each of the following laboratories within the Pace Network:

- Pace Analytical Services - Green Bay

If you have any questions concerning this report, please feel free to contact me.

Sincerely,



Dan Milewsky
dan.milewsky@pacelabs.com
(920)469-2436
Project Manager

Enclosures



REPORT OF LABORATORY ANALYSIS

This report shall not be reproduced, except in full,
without the written consent of Pace Analytical Services, LLC.

CERTIFICATIONS

Project: 25220211.00 FMR HIGHWAY CLEAN

Pace Project No.: 40224429

Pace Analytical Services Green Bay

1241 Bellevue Street, Green Bay, WI 54302

Florida/NELAP Certification #: E87948

Illinois Certification #: 200050

Kentucky UST Certification #: 82

Louisiana Certification #: 04168

Minnesota Certification #: 055-999-334

New York Certification #: 12064

North Dakota Certification #: R-150

Virginia VELAP ID: 460263

South Carolina Certification #: 83006001

Texas Certification #: T104704529-14-1

Wisconsin Certification #: 405132750

Wisconsin DATCP Certification #: 105-444

USDA Soil Permit #: P330-16-00157

Federal Fish & Wildlife Permit #: LE51774A-0

REPORT OF LABORATORY ANALYSIS

This report shall not be reproduced, except in full,
without the written consent of Pace Analytical Services, LLC.

SAMPLE SUMMARY

Project: 25220211.00 FMR HIGHWAY CLEAN

Pace Project No.: 40224429

Lab ID	Sample ID	Matrix	Date Collected	Date Received
40224429001	MW-1	Water	03/31/21 09:55	04/02/21 07:25
40224429002	PZ-1	Water	03/31/21 10:40	04/02/21 07:25
40224429003	MW-2	Water	03/31/21 11:25	04/02/21 07:25
40224429004	MW-3	Water	03/31/21 12:30	04/02/21 07:25
40224429005	MW-5	Water	03/31/21 13:12	04/02/21 07:25
40224429006	MW-4	Water	03/31/21 14:55	04/02/21 07:25
40224429007	MW-10	Water	03/31/21 15:45	04/02/21 07:25
40224429008	PZ-10	Water	03/31/21 16:00	04/02/21 07:25
40224429009	MW-11	Water	03/31/21 17:10	04/02/21 07:25
40224429010	PZ-11	Water	03/31/21 17:15	04/02/21 07:25
40224429011	MW-9	Water	03/31/21 18:15	04/02/21 07:25
40224429012	MW-6	Water	03/31/21 19:15	04/02/21 07:25
40224429013	TRIP BLANK	Water	03/31/21 00:00	04/02/21 07:25
40224429014	MW-12	Water	04/01/21 08:40	04/02/21 07:25
40224429015	MW-8	Water	04/01/21 10:10	04/02/21 07:25
40224429016	PZ-4	Water	04/01/21 10:55	04/02/21 07:25

REPORT OF LABORATORY ANALYSIS

This report shall not be reproduced, except in full,
without the written consent of Pace Analytical Services, LLC.

SAMPLE ANALYTE COUNT

Project: 25220211.00 FMR HIGHWAY CLEAN
Pace Project No.: 40224429

Lab ID	Sample ID	Method	Analysts	Analytes Reported	Laboratory
40224429001	MW-1	EPA 8260	HNW	63	PASI-G
40224429002	PZ-1	EPA 8260	HNW	63	PASI-G
40224429003	MW-2	EPA 8260	HNW	63	PASI-G
40224429004	MW-3	EPA 8260	HNW	63	PASI-G
40224429005	MW-5	EPA 8260	HNW	63	PASI-G
40224429006	MW-4	EPA 8260	HNW	63	PASI-G
40224429007	MW-10	EPA 8260	HNW	63	PASI-G
40224429008	PZ-10	EPA 8260	HNW	63	PASI-G
40224429009	MW-11	EPA 8260	HNW	63	PASI-G
40224429010	PZ-11	EPA 8260	HNW	63	PASI-G
40224429011	MW-9	EPA 8260	HNW	63	PASI-G
40224429012	MW-6	EPA 8260	HNW	63	PASI-G
40224429013	TRIP BLANK	EPA 8260	HNW	63	PASI-G
40224429014	MW-12	EPA 8260	HNW	63	PASI-G
40224429015	MW-8	EPA 8260	HNW	63	PASI-G
40224429016	PZ-4	EPA 8260	HNW	63	PASI-G

PASI-G = Pace Analytical Services - Green Bay

REPORT OF LABORATORY ANALYSIS

This report shall not be reproduced, except in full,
without the written consent of Pace Analytical Services, LLC.

SUMMARY OF DETECTION

Project: 25220211.00 FMR HIGHWAY CLEAN
Pace Project No.: 40224429

Lab Sample ID Method	Client Sample ID Parameters	Result	Units	Report Limit	Analyzed	Qualifiers
40224429001	MW-1					
EPA 8260	Tetrachloroethene	3.1	ug/L	1.1	04/05/21 21:48	
40224429004	MW-3					
EPA 8260	Tetrachloroethene	22.1	ug/L	1.1	04/05/21 22:52	
40224429005	MW-5					
EPA 8260	1,1,1-Trichloroethane	11.9	ug/L	1.0	04/05/21 23:13	
EPA 8260	Tetrachloroethene	0.37J	ug/L	1.1	04/05/21 23:13	
40224429006	MW-4					
EPA 8260	Tetrachloroethene	23.3	ug/L	1.1	04/05/21 23:35	
40224429008	PZ-10					
EPA 8260	Tetrachloroethene	15.0	ug/L	1.1	04/06/21 00:18	
40224429009	MW-11					
EPA 8260	Tetrachloroethene	0.35J	ug/L	1.1	04/06/21 00:39	
40224429011	MW-9					
EPA 8260	Tetrachloroethene	0.49J	ug/L	1.1	04/06/21 01:00	
40224429012	MW-6					
EPA 8260	Tetrachloroethene	3.5	ug/L	1.1	04/06/21 01:22	
40224429014	MW-12					
EPA 8260	Tetrachloroethene	9.9	ug/L	1.1	04/06/21 01:43	
40224429015	MW-8					
EPA 8260	Tetrachloroethene	6.6	ug/L	1.1	04/06/21 02:05	

REPORT OF LABORATORY ANALYSIS

This report shall not be reproduced, except in full,
without the written consent of Pace Analytical Services, LLC.

ANALYTICAL RESULTS

Project: 25220211.00 FMR HIGHWAY CLEAN
Pace Project No.: 40224429

Sample: MW-1 **Lab ID: 40224429001** Collected: 03/31/21 09:55 Received: 04/02/21 07:25 Matrix: Water

Parameters	Results	Units	LOQ	LOD	DF	Prepared	Analyzed	CAS No.	Qual
8260 MSV									
Analytical Method: EPA 8260									
Pace Analytical Services - Green Bay									
1,1,1,2-Tetrachloroethane	<0.27	ug/L	1.0	0.27	1		04/05/21 21:48	630-20-6	
1,1,1-Trichloroethane	<0.24	ug/L	1.0	0.24	1		04/05/21 21:48	71-55-6	
1,1,2,2-Tetrachloroethane	<0.28	ug/L	1.0	0.28	1		04/05/21 21:48	79-34-5	
1,1,2-Trichloroethane	<0.55	ug/L	5.0	0.55	1		04/05/21 21:48	79-00-5	
1,1-Dichloroethane	<0.27	ug/L	1.0	0.27	1		04/05/21 21:48	75-34-3	
1,1-Dichloroethene	<0.24	ug/L	1.0	0.24	1		04/05/21 21:48	75-35-4	
1,1-Dichloropropene	<0.54	ug/L	1.8	0.54	1		04/05/21 21:48	563-58-6	
1,2,3-Trichlorobenzene	<2.2	ug/L	7.4	2.2	1		04/05/21 21:48	87-61-6	
1,2,3-Trichloropropane	<0.59	ug/L	5.0	0.59	1		04/05/21 21:48	96-18-4	
1,2,4-Trichlorobenzene	<0.95	ug/L	5.0	0.95	1		04/05/21 21:48	120-82-1	
1,2,4-Trimethylbenzene	<0.84	ug/L	2.8	0.84	1		04/05/21 21:48	95-63-6	
1,2-Dibromo-3-chloropropane	<1.8	ug/L	5.9	1.8	1		04/05/21 21:48	96-12-8	
1,2-Dibromoethane (EDB)	<0.83	ug/L	2.8	0.83	1		04/05/21 21:48	106-93-4	
1,2-Dichlorobenzene	<0.71	ug/L	2.4	0.71	1		04/05/21 21:48	95-50-1	
1,2-Dichloroethane	<0.28	ug/L	1.0	0.28	1		04/05/21 21:48	107-06-2	
1,2-Dichloropropane	<0.28	ug/L	1.0	0.28	1		04/05/21 21:48	78-87-5	
1,3,5-Trimethylbenzene	<0.87	ug/L	2.9	0.87	1		04/05/21 21:48	108-67-8	
1,3-Dichlorobenzene	<0.63	ug/L	2.1	0.63	1		04/05/21 21:48	541-73-1	
1,3-Dichloropropane	<0.83	ug/L	2.8	0.83	1		04/05/21 21:48	142-28-9	
1,4-Dichlorobenzene	<0.94	ug/L	3.1	0.94	1		04/05/21 21:48	106-46-7	
2,2-Dichloropropane	<2.3	ug/L	7.6	2.3	1		04/05/21 21:48	594-20-7	
2-Chlorotoluene	<0.93	ug/L	5.0	0.93	1		04/05/21 21:48	95-49-8	
4-Chlorotoluene	<0.76	ug/L	2.5	0.76	1		04/05/21 21:48	106-43-4	
Benzene	<0.25	ug/L	1.0	0.25	1		04/05/21 21:48	71-43-2	
Bromobenzene	<0.24	ug/L	1.0	0.24	1		04/05/21 21:48	108-86-1	
Bromochloromethane	<0.36	ug/L	5.0	0.36	1		04/05/21 21:48	74-97-5	
Bromodichloromethane	<0.36	ug/L	1.2	0.36	1		04/05/21 21:48	75-27-4	
Bromoform	<4.0	ug/L	13.2	4.0	1		04/05/21 21:48	75-25-2	
Bromomethane	<0.97	ug/L	5.0	0.97	1		04/05/21 21:48	74-83-9	
Carbon tetrachloride	<1.1	ug/L	3.6	1.1	1		04/05/21 21:48	56-23-5	
Chlorobenzene	<0.71	ug/L	2.4	0.71	1		04/05/21 21:48	108-90-7	
Chloroethane	<1.3	ug/L	5.0	1.3	1		04/05/21 21:48	75-00-3	
Chloroform	<1.3	ug/L	5.0	1.3	1		04/05/21 21:48	67-66-3	
Chloromethane	<2.2	ug/L	7.3	2.2	1		04/05/21 21:48	74-87-3	
Dibromochloromethane	<2.6	ug/L	8.7	2.6	1		04/05/21 21:48	124-48-1	
Dibromomethane	<0.94	ug/L	3.1	0.94	1		04/05/21 21:48	74-95-3	
Dichlorodifluoromethane	<0.50	ug/L	5.0	0.50	1		04/05/21 21:48	75-71-8	
Diisopropyl ether	<1.9	ug/L	6.3	1.9	1		04/05/21 21:48	108-20-3	
Ethylbenzene	<0.32	ug/L	1.1	0.32	1		04/05/21 21:48	100-41-4	
Hexachloro-1,3-butadiene	<1.5	ug/L	4.9	1.5	1		04/05/21 21:48	87-68-3	
Isopropylbenzene (Cumene)	<1.7	ug/L	5.6	1.7	1		04/05/21 21:48	98-82-8	
Methyl-tert-butyl ether	<1.2	ug/L	4.2	1.2	1		04/05/21 21:48	1634-04-4	
Methylene Chloride	<0.58	ug/L	5.0	0.58	1		04/05/21 21:48	75-09-2	
Naphthalene	<1.2	ug/L	5.0	1.2	1		04/05/21 21:48	91-20-3	
Styrene	<3.0	ug/L	10.0	3.0	1		04/05/21 21:48	100-42-5	

REPORT OF LABORATORY ANALYSIS

This report shall not be reproduced, except in full,
without the written consent of Pace Analytical Services, LLC.

ANALYTICAL RESULTS

Project: 25220211.00 FMR HIGHWAY CLEAN
Pace Project No.: 40224429

Sample: MW-1 **Lab ID: 40224429001** Collected: 03/31/21 09:55 Received: 04/02/21 07:25 Matrix: Water

Parameters	Results	Units	LOQ	LOD	DF	Prepared	Analyzed	CAS No.	Qual
8260 MSV									
Analytical Method: EPA 8260									
Pace Analytical Services - Green Bay									
Tetrachloroethene	3.1	ug/L	1.1	0.33	1		04/05/21 21:48	127-18-4	
Toluene	<0.27	ug/L	1.0	0.27	1		04/05/21 21:48	108-88-3	
Trichloroethene	<0.26	ug/L	1.0	0.26	1		04/05/21 21:48	79-01-6	
Trichlorofluoromethane	<0.21	ug/L	1.0	0.21	1		04/05/21 21:48	75-69-4	
Vinyl chloride	<0.17	ug/L	1.0	0.17	1		04/05/21 21:48	75-01-4	
Xylene (Total)	<1.5	ug/L	3.0	1.5	1		04/05/21 21:48	1330-20-7	
cis-1,2-Dichloroethene	<0.27	ug/L	1.0	0.27	1		04/05/21 21:48	156-59-2	
cis-1,3-Dichloropropene	<3.6	ug/L	12.1	3.6	1		04/05/21 21:48	10061-01-5	
n-Butylbenzene	<0.71	ug/L	2.4	0.71	1		04/05/21 21:48	104-51-8	
n-Propylbenzene	<0.81	ug/L	5.0	0.81	1		04/05/21 21:48	103-65-1	
p-Isopropyltoluene	<0.80	ug/L	2.7	0.80	1		04/05/21 21:48	99-87-6	
sec-Butylbenzene	<0.85	ug/L	5.0	0.85	1		04/05/21 21:48	135-98-8	
tert-Butylbenzene	<0.30	ug/L	1.0	0.30	1		04/05/21 21:48	98-06-6	
trans-1,2-Dichloroethene	<0.46	ug/L	1.5	0.46	1		04/05/21 21:48	156-60-5	
trans-1,3-Dichloropropene	<4.4	ug/L	14.6	4.4	1		04/05/21 21:48	10061-02-6	
Surrogates									
4-Bromofluorobenzene (S)	103	%	70-130		1		04/05/21 21:48	460-00-4	
Dibromofluoromethane (S)	99	%	70-130		1		04/05/21 21:48	1868-53-7	
Toluene-d8 (S)	103	%	70-130		1		04/05/21 21:48	2037-26-5	

REPORT OF LABORATORY ANALYSIS

This report shall not be reproduced, except in full,
without the written consent of Pace Analytical Services, LLC.

ANALYTICAL RESULTS

Project: 25220211.00 FMR HIGHWAY CLEAN

Pace Project No.: 40224429

Sample: PZ-1 **Lab ID: 40224429002** Collected: 03/31/21 10:40 Received: 04/02/21 07:25 Matrix: Water

Parameters	Results	Units	LOQ	LOD	DF	Prepared	Analyzed	CAS No.	Qual
8260 MSV									
Analytical Method: EPA 8260									
Pace Analytical Services - Green Bay									
1,1,1,2-Tetrachloroethane	<0.27	ug/L	1.0	0.27	1		04/05/21 22:09	630-20-6	
1,1,1-Trichloroethane	<0.24	ug/L	1.0	0.24	1		04/05/21 22:09	71-55-6	
1,1,2,2-Tetrachloroethane	<0.28	ug/L	1.0	0.28	1		04/05/21 22:09	79-34-5	
1,1,2-Trichloroethane	<0.55	ug/L	5.0	0.55	1		04/05/21 22:09	79-00-5	
1,1-Dichloroethane	<0.27	ug/L	1.0	0.27	1		04/05/21 22:09	75-34-3	
1,1-Dichloroethene	<0.24	ug/L	1.0	0.24	1		04/05/21 22:09	75-35-4	
1,1-Dichloropropene	<0.54	ug/L	1.8	0.54	1		04/05/21 22:09	563-58-6	
1,2,3-Trichlorobenzene	<2.2	ug/L	7.4	2.2	1		04/05/21 22:09	87-61-6	
1,2,3-Trichloropropane	<0.59	ug/L	5.0	0.59	1		04/05/21 22:09	96-18-4	
1,2,4-Trichlorobenzene	<0.95	ug/L	5.0	0.95	1		04/05/21 22:09	120-82-1	
1,2,4-Trimethylbenzene	<0.84	ug/L	2.8	0.84	1		04/05/21 22:09	95-63-6	
1,2-Dibromo-3-chloropropane	<1.8	ug/L	5.9	1.8	1		04/05/21 22:09	96-12-8	
1,2-Dibromoethane (EDB)	<0.83	ug/L	2.8	0.83	1		04/05/21 22:09	106-93-4	
1,2-Dichlorobenzene	<0.71	ug/L	2.4	0.71	1		04/05/21 22:09	95-50-1	
1,2-Dichloroethane	<0.28	ug/L	1.0	0.28	1		04/05/21 22:09	107-06-2	
1,2-Dichloropropane	<0.28	ug/L	1.0	0.28	1		04/05/21 22:09	78-87-5	
1,3,5-Trimethylbenzene	<0.87	ug/L	2.9	0.87	1		04/05/21 22:09	108-67-8	
1,3-Dichlorobenzene	<0.63	ug/L	2.1	0.63	1		04/05/21 22:09	541-73-1	
1,3-Dichloropropane	<0.83	ug/L	2.8	0.83	1		04/05/21 22:09	142-28-9	
1,4-Dichlorobenzene	<0.94	ug/L	3.1	0.94	1		04/05/21 22:09	106-46-7	
2,2-Dichloropropane	<2.3	ug/L	7.6	2.3	1		04/05/21 22:09	594-20-7	
2-Chlorotoluene	<0.93	ug/L	5.0	0.93	1		04/05/21 22:09	95-49-8	
4-Chlorotoluene	<0.76	ug/L	2.5	0.76	1		04/05/21 22:09	106-43-4	
Benzene	<0.25	ug/L	1.0	0.25	1		04/05/21 22:09	71-43-2	
Bromobenzene	<0.24	ug/L	1.0	0.24	1		04/05/21 22:09	108-86-1	
Bromochloromethane	<0.36	ug/L	5.0	0.36	1		04/05/21 22:09	74-97-5	
Bromodichloromethane	<0.36	ug/L	1.2	0.36	1		04/05/21 22:09	75-27-4	
Bromoform	<4.0	ug/L	13.2	4.0	1		04/05/21 22:09	75-25-2	
Bromomethane	<0.97	ug/L	5.0	0.97	1		04/05/21 22:09	74-83-9	
Carbon tetrachloride	<1.1	ug/L	3.6	1.1	1		04/05/21 22:09	56-23-5	
Chlorobenzene	<0.71	ug/L	2.4	0.71	1		04/05/21 22:09	108-90-7	
Chloroethane	<1.3	ug/L	5.0	1.3	1		04/05/21 22:09	75-00-3	
Chloroform	<1.3	ug/L	5.0	1.3	1		04/05/21 22:09	67-66-3	
Chloromethane	<2.2	ug/L	7.3	2.2	1		04/05/21 22:09	74-87-3	
Dibromochloromethane	<2.6	ug/L	8.7	2.6	1		04/05/21 22:09	124-48-1	
Dibromomethane	<0.94	ug/L	3.1	0.94	1		04/05/21 22:09	74-95-3	
Dichlorodifluoromethane	<0.50	ug/L	5.0	0.50	1		04/05/21 22:09	75-71-8	
Diisopropyl ether	<1.9	ug/L	6.3	1.9	1		04/05/21 22:09	108-20-3	
Ethylbenzene	<0.32	ug/L	1.1	0.32	1		04/05/21 22:09	100-41-4	
Hexachloro-1,3-butadiene	<1.5	ug/L	4.9	1.5	1		04/05/21 22:09	87-68-3	
Isopropylbenzene (Cumene)	<1.7	ug/L	5.6	1.7	1		04/05/21 22:09	98-82-8	
Methyl-tert-butyl ether	<1.2	ug/L	4.2	1.2	1		04/05/21 22:09	1634-04-4	
Methylene Chloride	<0.58	ug/L	5.0	0.58	1		04/05/21 22:09	75-09-2	
Naphthalene	<1.2	ug/L	5.0	1.2	1		04/05/21 22:09	91-20-3	
Styrene	<3.0	ug/L	10.0	3.0	1		04/05/21 22:09	100-42-5	

REPORT OF LABORATORY ANALYSIS

This report shall not be reproduced, except in full,
without the written consent of Pace Analytical Services, LLC.

ANALYTICAL RESULTS

Project: 25220211.00 FMR HIGHWAY CLEAN

Pace Project No.: 40224429

Sample: PZ-1 **Lab ID: 40224429002** Collected: 03/31/21 10:40 Received: 04/02/21 07:25 Matrix: Water

Parameters	Results	Units	LOQ	LOD	DF	Prepared	Analyzed	CAS No.	Qual
8260 MSV									
Analytical Method: EPA 8260									
Pace Analytical Services - Green Bay									
Tetrachloroethene	<0.33	ug/L	1.1	0.33	1		04/05/21 22:09	127-18-4	
Toluene	<0.27	ug/L	1.0	0.27	1		04/05/21 22:09	108-88-3	
Trichloroethene	<0.26	ug/L	1.0	0.26	1		04/05/21 22:09	79-01-6	
Trichlorofluoromethane	<0.21	ug/L	1.0	0.21	1		04/05/21 22:09	75-69-4	
Vinyl chloride	<0.17	ug/L	1.0	0.17	1		04/05/21 22:09	75-01-4	
Xylene (Total)	<1.5	ug/L	3.0	1.5	1		04/05/21 22:09	1330-20-7	
cis-1,2-Dichloroethene	<0.27	ug/L	1.0	0.27	1		04/05/21 22:09	156-59-2	
cis-1,3-Dichloropropene	<3.6	ug/L	12.1	3.6	1		04/05/21 22:09	10061-01-5	
n-Butylbenzene	<0.71	ug/L	2.4	0.71	1		04/05/21 22:09	104-51-8	
n-Propylbenzene	<0.81	ug/L	5.0	0.81	1		04/05/21 22:09	103-65-1	
p-Isopropyltoluene	<0.80	ug/L	2.7	0.80	1		04/05/21 22:09	99-87-6	
sec-Butylbenzene	<0.85	ug/L	5.0	0.85	1		04/05/21 22:09	135-98-8	
tert-Butylbenzene	<0.30	ug/L	1.0	0.30	1		04/05/21 22:09	98-06-6	
trans-1,2-Dichloroethene	<0.46	ug/L	1.5	0.46	1		04/05/21 22:09	156-60-5	
trans-1,3-Dichloropropene	<4.4	ug/L	14.6	4.4	1		04/05/21 22:09	10061-02-6	
Surrogates									
4-Bromofluorobenzene (S)	101	%	70-130		1		04/05/21 22:09	460-00-4	
Dibromofluoromethane (S)	99	%	70-130		1		04/05/21 22:09	1868-53-7	
Toluene-d8 (S)	102	%	70-130		1		04/05/21 22:09	2037-26-5	

REPORT OF LABORATORY ANALYSIS

This report shall not be reproduced, except in full,
without the written consent of Pace Analytical Services, LLC.

ANALYTICAL RESULTS

Project: 25220211.00 FMR HIGHWAY CLEAN

Pace Project No.: 40224429

Sample: MW-2 **Lab ID: 40224429003** Collected: 03/31/21 11:25 Received: 04/02/21 07:25 Matrix: Water

Parameters	Results	Units	LOQ	LOD	DF	Prepared	Analyzed	CAS No.	Qual
8260 MSV									
Analytical Method: EPA 8260									
Pace Analytical Services - Green Bay									
1,1,1,2-Tetrachloroethane	<0.27	ug/L	1.0	0.27	1		04/05/21 22:30	630-20-6	
1,1,1-Trichloroethane	<0.24	ug/L	1.0	0.24	1		04/05/21 22:30	71-55-6	
1,1,2,2-Tetrachloroethane	<0.28	ug/L	1.0	0.28	1		04/05/21 22:30	79-34-5	
1,1,2-Trichloroethane	<0.55	ug/L	5.0	0.55	1		04/05/21 22:30	79-00-5	
1,1-Dichloroethane	<0.27	ug/L	1.0	0.27	1		04/05/21 22:30	75-34-3	
1,1-Dichloroethene	<0.24	ug/L	1.0	0.24	1		04/05/21 22:30	75-35-4	
1,1-Dichloropropene	<0.54	ug/L	1.8	0.54	1		04/05/21 22:30	563-58-6	
1,2,3-Trichlorobenzene	<2.2	ug/L	7.4	2.2	1		04/05/21 22:30	87-61-6	
1,2,3-Trichloropropane	<0.59	ug/L	5.0	0.59	1		04/05/21 22:30	96-18-4	
1,2,4-Trichlorobenzene	<0.95	ug/L	5.0	0.95	1		04/05/21 22:30	120-82-1	
1,2,4-Trimethylbenzene	<0.84	ug/L	2.8	0.84	1		04/05/21 22:30	95-63-6	
1,2-Dibromo-3-chloropropane	<1.8	ug/L	5.9	1.8	1		04/05/21 22:30	96-12-8	
1,2-Dibromoethane (EDB)	<0.83	ug/L	2.8	0.83	1		04/05/21 22:30	106-93-4	
1,2-Dichlorobenzene	<0.71	ug/L	2.4	0.71	1		04/05/21 22:30	95-50-1	
1,2-Dichloroethane	<0.28	ug/L	1.0	0.28	1		04/05/21 22:30	107-06-2	
1,2-Dichloropropane	<0.28	ug/L	1.0	0.28	1		04/05/21 22:30	78-87-5	
1,3,5-Trimethylbenzene	<0.87	ug/L	2.9	0.87	1		04/05/21 22:30	108-67-8	
1,3-Dichlorobenzene	<0.63	ug/L	2.1	0.63	1		04/05/21 22:30	541-73-1	
1,3-Dichloropropane	<0.83	ug/L	2.8	0.83	1		04/05/21 22:30	142-28-9	
1,4-Dichlorobenzene	<0.94	ug/L	3.1	0.94	1		04/05/21 22:30	106-46-7	
2,2-Dichloropropane	<2.3	ug/L	7.6	2.3	1		04/05/21 22:30	594-20-7	
2-Chlorotoluene	<0.93	ug/L	5.0	0.93	1		04/05/21 22:30	95-49-8	
4-Chlorotoluene	<0.76	ug/L	2.5	0.76	1		04/05/21 22:30	106-43-4	
Benzene	<0.25	ug/L	1.0	0.25	1		04/05/21 22:30	71-43-2	
Bromobenzene	<0.24	ug/L	1.0	0.24	1		04/05/21 22:30	108-86-1	
Bromochloromethane	<0.36	ug/L	5.0	0.36	1		04/05/21 22:30	74-97-5	
Bromodichloromethane	<0.36	ug/L	1.2	0.36	1		04/05/21 22:30	75-27-4	
Bromoform	<4.0	ug/L	13.2	4.0	1		04/05/21 22:30	75-25-2	
Bromomethane	<0.97	ug/L	5.0	0.97	1		04/05/21 22:30	74-83-9	
Carbon tetrachloride	<1.1	ug/L	3.6	1.1	1		04/05/21 22:30	56-23-5	
Chlorobenzene	<0.71	ug/L	2.4	0.71	1		04/05/21 22:30	108-90-7	
Chloroethane	<1.3	ug/L	5.0	1.3	1		04/05/21 22:30	75-00-3	
Chloroform	<1.3	ug/L	5.0	1.3	1		04/05/21 22:30	67-66-3	
Chloromethane	<2.2	ug/L	7.3	2.2	1		04/05/21 22:30	74-87-3	
Dibromochloromethane	<2.6	ug/L	8.7	2.6	1		04/05/21 22:30	124-48-1	
Dibromomethane	<0.94	ug/L	3.1	0.94	1		04/05/21 22:30	74-95-3	
Dichlorodifluoromethane	<0.50	ug/L	5.0	0.50	1		04/05/21 22:30	75-71-8	
Diisopropyl ether	<1.9	ug/L	6.3	1.9	1		04/05/21 22:30	108-20-3	
Ethylbenzene	<0.32	ug/L	1.1	0.32	1		04/05/21 22:30	100-41-4	
Hexachloro-1,3-butadiene	<1.5	ug/L	4.9	1.5	1		04/05/21 22:30	87-68-3	
Isopropylbenzene (Cumene)	<1.7	ug/L	5.6	1.7	1		04/05/21 22:30	98-82-8	
Methyl-tert-butyl ether	<1.2	ug/L	4.2	1.2	1		04/05/21 22:30	1634-04-4	
Methylene Chloride	<0.58	ug/L	5.0	0.58	1		04/05/21 22:30	75-09-2	
Naphthalene	<1.2	ug/L	5.0	1.2	1		04/05/21 22:30	91-20-3	
Styrene	<3.0	ug/L	10.0	3.0	1		04/05/21 22:30	100-42-5	

REPORT OF LABORATORY ANALYSIS

This report shall not be reproduced, except in full,
without the written consent of Pace Analytical Services, LLC.

ANALYTICAL RESULTS

Project: 25220211.00 FMR HIGHWAY CLEAN

Pace Project No.: 40224429

Sample: MW-2 **Lab ID: 40224429003** Collected: 03/31/21 11:25 Received: 04/02/21 07:25 Matrix: Water

Parameters	Results	Units	LOQ	LOD	DF	Prepared	Analyzed	CAS No.	Qual
8260 MSV									
Analytical Method: EPA 8260									
Pace Analytical Services - Green Bay									
Tetrachloroethene	<0.33	ug/L	1.1	0.33	1		04/05/21 22:30	127-18-4	
Toluene	<0.27	ug/L	1.0	0.27	1		04/05/21 22:30	108-88-3	
Trichloroethene	<0.26	ug/L	1.0	0.26	1		04/05/21 22:30	79-01-6	
Trichlorofluoromethane	<0.21	ug/L	1.0	0.21	1		04/05/21 22:30	75-69-4	
Vinyl chloride	<0.17	ug/L	1.0	0.17	1		04/05/21 22:30	75-01-4	
Xylene (Total)	<1.5	ug/L	3.0	1.5	1		04/05/21 22:30	1330-20-7	
cis-1,2-Dichloroethene	<0.27	ug/L	1.0	0.27	1		04/05/21 22:30	156-59-2	
cis-1,3-Dichloropropene	<3.6	ug/L	12.1	3.6	1		04/05/21 22:30	10061-01-5	
n-Butylbenzene	<0.71	ug/L	2.4	0.71	1		04/05/21 22:30	104-51-8	
n-Propylbenzene	<0.81	ug/L	5.0	0.81	1		04/05/21 22:30	103-65-1	
p-Isopropyltoluene	<0.80	ug/L	2.7	0.80	1		04/05/21 22:30	99-87-6	
sec-Butylbenzene	<0.85	ug/L	5.0	0.85	1		04/05/21 22:30	135-98-8	
tert-Butylbenzene	<0.30	ug/L	1.0	0.30	1		04/05/21 22:30	98-06-6	
trans-1,2-Dichloroethene	<0.46	ug/L	1.5	0.46	1		04/05/21 22:30	156-60-5	
trans-1,3-Dichloropropene	<4.4	ug/L	14.6	4.4	1		04/05/21 22:30	10061-02-6	
Surrogates									
4-Bromofluorobenzene (S)	102	%	70-130		1		04/05/21 22:30	460-00-4	
Dibromofluoromethane (S)	101	%	70-130		1		04/05/21 22:30	1868-53-7	
Toluene-d8 (S)	103	%	70-130		1		04/05/21 22:30	2037-26-5	

REPORT OF LABORATORY ANALYSIS

This report shall not be reproduced, except in full,
without the written consent of Pace Analytical Services, LLC.

ANALYTICAL RESULTS

Project: 25220211.00 FMR HIGHWAY CLEAN

Project No.: 40224429

Sample: MW-3 **Lab ID: 40224429004** Collected: 03/31/21 12:30 Received: 04/02/21 07:25 Matrix: Water

Parameters	Results	Units	LOQ	LOD	DF	Prepared	Analyzed	CAS No.	Qual
8260 MSV									
Analytical Method: EPA 8260									
Pace Analytical Services - Green Bay									
1,1,1,2-Tetrachloroethane	<0.27	ug/L	1.0	0.27	1		04/05/21 22:52	630-20-6	
1,1,1-Trichloroethane	<0.24	ug/L	1.0	0.24	1		04/05/21 22:52	71-55-6	
1,1,2,2-Tetrachloroethane	<0.28	ug/L	1.0	0.28	1		04/05/21 22:52	79-34-5	
1,1,2-Trichloroethane	<0.55	ug/L	5.0	0.55	1		04/05/21 22:52	79-00-5	
1,1-Dichloroethane	<0.27	ug/L	1.0	0.27	1		04/05/21 22:52	75-34-3	
1,1-Dichloroethene	<0.24	ug/L	1.0	0.24	1		04/05/21 22:52	75-35-4	
1,1-Dichloropropene	<0.54	ug/L	1.8	0.54	1		04/05/21 22:52	563-58-6	
1,2,3-Trichlorobenzene	<2.2	ug/L	7.4	2.2	1		04/05/21 22:52	87-61-6	
1,2,3-Trichloropropane	<0.59	ug/L	5.0	0.59	1		04/05/21 22:52	96-18-4	
1,2,4-Trichlorobenzene	<0.95	ug/L	5.0	0.95	1		04/05/21 22:52	120-82-1	
1,2,4-Trimethylbenzene	<0.84	ug/L	2.8	0.84	1		04/05/21 22:52	95-63-6	
1,2-Dibromo-3-chloropropane	<1.8	ug/L	5.9	1.8	1		04/05/21 22:52	96-12-8	
1,2-Dibromoethane (EDB)	<0.83	ug/L	2.8	0.83	1		04/05/21 22:52	106-93-4	
1,2-Dichlorobenzene	<0.71	ug/L	2.4	0.71	1		04/05/21 22:52	95-50-1	
1,2-Dichloroethane	<0.28	ug/L	1.0	0.28	1		04/05/21 22:52	107-06-2	
1,2-Dichloropropane	<0.28	ug/L	1.0	0.28	1		04/05/21 22:52	78-87-5	
1,3,5-Trimethylbenzene	<0.87	ug/L	2.9	0.87	1		04/05/21 22:52	108-67-8	
1,3-Dichlorobenzene	<0.63	ug/L	2.1	0.63	1		04/05/21 22:52	541-73-1	
1,3-Dichloropropane	<0.83	ug/L	2.8	0.83	1		04/05/21 22:52	142-28-9	
1,4-Dichlorobenzene	<0.94	ug/L	3.1	0.94	1		04/05/21 22:52	106-46-7	
2,2-Dichloropropane	<2.3	ug/L	7.6	2.3	1		04/05/21 22:52	594-20-7	
2-Chlorotoluene	<0.93	ug/L	5.0	0.93	1		04/05/21 22:52	95-49-8	
4-Chlorotoluene	<0.76	ug/L	2.5	0.76	1		04/05/21 22:52	106-43-4	
Benzene	<0.25	ug/L	1.0	0.25	1		04/05/21 22:52	71-43-2	
Bromobenzene	<0.24	ug/L	1.0	0.24	1		04/05/21 22:52	108-86-1	
Bromochloromethane	<0.36	ug/L	5.0	0.36	1		04/05/21 22:52	74-97-5	
Bromodichloromethane	<0.36	ug/L	1.2	0.36	1		04/05/21 22:52	75-27-4	
Bromoform	<4.0	ug/L	13.2	4.0	1		04/05/21 22:52	75-25-2	
Bromomethane	<0.97	ug/L	5.0	0.97	1		04/05/21 22:52	74-83-9	
Carbon tetrachloride	<1.1	ug/L	3.6	1.1	1		04/05/21 22:52	56-23-5	
Chlorobenzene	<0.71	ug/L	2.4	0.71	1		04/05/21 22:52	108-90-7	
Chloroethane	<1.3	ug/L	5.0	1.3	1		04/05/21 22:52	75-00-3	
Chloroform	<1.3	ug/L	5.0	1.3	1		04/05/21 22:52	67-66-3	
Chloromethane	<2.2	ug/L	7.3	2.2	1		04/05/21 22:52	74-87-3	
Dibromochloromethane	<2.6	ug/L	8.7	2.6	1		04/05/21 22:52	124-48-1	
Dibromomethane	<0.94	ug/L	3.1	0.94	1		04/05/21 22:52	74-95-3	
Dichlorodifluoromethane	<0.50	ug/L	5.0	0.50	1		04/05/21 22:52	75-71-8	
Diisopropyl ether	<1.9	ug/L	6.3	1.9	1		04/05/21 22:52	108-20-3	
Ethylbenzene	<0.32	ug/L	1.1	0.32	1		04/05/21 22:52	100-41-4	
Hexachloro-1,3-butadiene	<1.5	ug/L	4.9	1.5	1		04/05/21 22:52	87-68-3	
Isopropylbenzene (Cumene)	<1.7	ug/L	5.6	1.7	1		04/05/21 22:52	98-82-8	
Methyl-tert-butyl ether	<1.2	ug/L	4.2	1.2	1		04/05/21 22:52	1634-04-4	
Methylene Chloride	<0.58	ug/L	5.0	0.58	1		04/05/21 22:52	75-09-2	
Naphthalene	<1.2	ug/L	5.0	1.2	1		04/05/21 22:52	91-20-3	
Styrene	<3.0	ug/L	10.0	3.0	1		04/05/21 22:52	100-42-5	

REPORT OF LABORATORY ANALYSIS

This report shall not be reproduced, except in full,
without the written consent of Pace Analytical Services, LLC.

ANALYTICAL RESULTS

Project: 25220211.00 FMR HIGHWAY CLEAN

Pace Project No.: 40224429

Sample: MW-3 **Lab ID: 40224429004** Collected: 03/31/21 12:30 Received: 04/02/21 07:25 Matrix: Water

Parameters	Results	Units	LOQ	LOD	DF	Prepared	Analyzed	CAS No.	Qual
8260 MSV									
Analytical Method: EPA 8260									
Pace Analytical Services - Green Bay									
Tetrachloroethene	22.1	ug/L	1.1	0.33	1		04/05/21 22:52	127-18-4	
Toluene	<0.27	ug/L	1.0	0.27	1		04/05/21 22:52	108-88-3	
Trichloroethene	<0.26	ug/L	1.0	0.26	1		04/05/21 22:52	79-01-6	
Trichlorofluoromethane	<0.21	ug/L	1.0	0.21	1		04/05/21 22:52	75-69-4	
Vinyl chloride	<0.17	ug/L	1.0	0.17	1		04/05/21 22:52	75-01-4	
Xylene (Total)	<1.5	ug/L	3.0	1.5	1		04/05/21 22:52	1330-20-7	
cis-1,2-Dichloroethene	<0.27	ug/L	1.0	0.27	1		04/05/21 22:52	156-59-2	
cis-1,3-Dichloropropene	<3.6	ug/L	12.1	3.6	1		04/05/21 22:52	10061-01-5	
n-Butylbenzene	<0.71	ug/L	2.4	0.71	1		04/05/21 22:52	104-51-8	
n-Propylbenzene	<0.81	ug/L	5.0	0.81	1		04/05/21 22:52	103-65-1	
p-Isopropyltoluene	<0.80	ug/L	2.7	0.80	1		04/05/21 22:52	99-87-6	
sec-Butylbenzene	<0.85	ug/L	5.0	0.85	1		04/05/21 22:52	135-98-8	
tert-Butylbenzene	<0.30	ug/L	1.0	0.30	1		04/05/21 22:52	98-06-6	
trans-1,2-Dichloroethene	<0.46	ug/L	1.5	0.46	1		04/05/21 22:52	156-60-5	
trans-1,3-Dichloropropene	<4.4	ug/L	14.6	4.4	1		04/05/21 22:52	10061-02-6	
Surrogates									
4-Bromofluorobenzene (S)	102	%	70-130		1		04/05/21 22:52	460-00-4	
Dibromofluoromethane (S)	104	%	70-130		1		04/05/21 22:52	1868-53-7	
Toluene-d8 (S)	101	%	70-130		1		04/05/21 22:52	2037-26-5	

REPORT OF LABORATORY ANALYSIS

This report shall not be reproduced, except in full,
without the written consent of Pace Analytical Services, LLC.

ANALYTICAL RESULTS

Project: 25220211.00 FMR HIGHWAY CLEAN

Pace Project No.: 40224429

Sample: MW-5 **Lab ID: 40224429005** Collected: 03/31/21 13:12 Received: 04/02/21 07:25 Matrix: Water

Parameters	Results	Units	LOQ	LOD	DF	Prepared	Analyzed	CAS No.	Qual
8260 MSV									
Analytical Method: EPA 8260									
Pace Analytical Services - Green Bay									
1,1,1,2-Tetrachloroethane	<0.27	ug/L	1.0	0.27	1		04/05/21 23:13	630-20-6	
1,1,1-Trichloroethane	11.9	ug/L	1.0	0.24	1		04/05/21 23:13	71-55-6	
1,1,2,2-Tetrachloroethane	<0.28	ug/L	1.0	0.28	1		04/05/21 23:13	79-34-5	
1,1,2-Trichloroethane	<0.55	ug/L	5.0	0.55	1		04/05/21 23:13	79-00-5	
1,1-Dichloroethane	<0.27	ug/L	1.0	0.27	1		04/05/21 23:13	75-34-3	
1,1-Dichloroethene	<0.24	ug/L	1.0	0.24	1		04/05/21 23:13	75-35-4	
1,1-Dichloropropene	<0.54	ug/L	1.8	0.54	1		04/05/21 23:13	563-58-6	
1,2,3-Trichlorobenzene	<2.2	ug/L	7.4	2.2	1		04/05/21 23:13	87-61-6	
1,2,3-Trichloropropane	<0.59	ug/L	5.0	0.59	1		04/05/21 23:13	96-18-4	
1,2,4-Trichlorobenzene	<0.95	ug/L	5.0	0.95	1		04/05/21 23:13	120-82-1	
1,2,4-Trimethylbenzene	<0.84	ug/L	2.8	0.84	1		04/05/21 23:13	95-63-6	
1,2-Dibromo-3-chloropropane	<1.8	ug/L	5.9	1.8	1		04/05/21 23:13	96-12-8	
1,2-Dibromoethane (EDB)	<0.83	ug/L	2.8	0.83	1		04/05/21 23:13	106-93-4	
1,2-Dichlorobenzene	<0.71	ug/L	2.4	0.71	1		04/05/21 23:13	95-50-1	
1,2-Dichloroethane	<0.28	ug/L	1.0	0.28	1		04/05/21 23:13	107-06-2	
1,2-Dichloropropane	<0.28	ug/L	1.0	0.28	1		04/05/21 23:13	78-87-5	
1,3,5-Trimethylbenzene	<0.87	ug/L	2.9	0.87	1		04/05/21 23:13	108-67-8	
1,3-Dichlorobenzene	<0.63	ug/L	2.1	0.63	1		04/05/21 23:13	541-73-1	
1,3-Dichloropropane	<0.83	ug/L	2.8	0.83	1		04/05/21 23:13	142-28-9	
1,4-Dichlorobenzene	<0.94	ug/L	3.1	0.94	1		04/05/21 23:13	106-46-7	
2,2-Dichloropropane	<2.3	ug/L	7.6	2.3	1		04/05/21 23:13	594-20-7	
2-Chlorotoluene	<0.93	ug/L	5.0	0.93	1		04/05/21 23:13	95-49-8	
4-Chlorotoluene	<0.76	ug/L	2.5	0.76	1		04/05/21 23:13	106-43-4	
Benzene	<0.25	ug/L	1.0	0.25	1		04/05/21 23:13	71-43-2	
Bromobenzene	<0.24	ug/L	1.0	0.24	1		04/05/21 23:13	108-86-1	
Bromochloromethane	<0.36	ug/L	5.0	0.36	1		04/05/21 23:13	74-97-5	
Bromodichloromethane	<0.36	ug/L	1.2	0.36	1		04/05/21 23:13	75-27-4	
Bromoform	<4.0	ug/L	13.2	4.0	1		04/05/21 23:13	75-25-2	
Bromomethane	<0.97	ug/L	5.0	0.97	1		04/05/21 23:13	74-83-9	
Carbon tetrachloride	<1.1	ug/L	3.6	1.1	1		04/05/21 23:13	56-23-5	
Chlorobenzene	<0.71	ug/L	2.4	0.71	1		04/05/21 23:13	108-90-7	
Chloroethane	<1.3	ug/L	5.0	1.3	1		04/05/21 23:13	75-00-3	
Chloroform	<1.3	ug/L	5.0	1.3	1		04/05/21 23:13	67-66-3	
Chloromethane	<2.2	ug/L	7.3	2.2	1		04/05/21 23:13	74-87-3	
Dibromochloromethane	<2.6	ug/L	8.7	2.6	1		04/05/21 23:13	124-48-1	
Dibromomethane	<0.94	ug/L	3.1	0.94	1		04/05/21 23:13	74-95-3	
Dichlorodifluoromethane	<0.50	ug/L	5.0	0.50	1		04/05/21 23:13	75-71-8	
Diisopropyl ether	<1.9	ug/L	6.3	1.9	1		04/05/21 23:13	108-20-3	
Ethylbenzene	<0.32	ug/L	1.1	0.32	1		04/05/21 23:13	100-41-4	
Hexachloro-1,3-butadiene	<1.5	ug/L	4.9	1.5	1		04/05/21 23:13	87-68-3	
Isopropylbenzene (Cumene)	<1.7	ug/L	5.6	1.7	1		04/05/21 23:13	98-82-8	
Methyl-tert-butyl ether	<1.2	ug/L	4.2	1.2	1		04/05/21 23:13	1634-04-4	
Methylene Chloride	<0.58	ug/L	5.0	0.58	1		04/05/21 23:13	75-09-2	
Naphthalene	<1.2	ug/L	5.0	1.2	1		04/05/21 23:13	91-20-3	
Styrene	<3.0	ug/L	10.0	3.0	1		04/05/21 23:13	100-42-5	

REPORT OF LABORATORY ANALYSIS

This report shall not be reproduced, except in full,
without the written consent of Pace Analytical Services, LLC.

ANALYTICAL RESULTS

Project: 25220211.00 FMR HIGHWAY CLEAN
Pace Project No.: 40224429

Sample: MW-5 **Lab ID: 40224429005** Collected: 03/31/21 13:12 Received: 04/02/21 07:25 Matrix: Water

Parameters	Results	Units	LOQ	LOD	DF	Prepared	Analyzed	CAS No.	Qual
8260 MSV									
Analytical Method: EPA 8260									
Pace Analytical Services - Green Bay									
Tetrachloroethene	0.37J	ug/L	1.1	0.33	1		04/05/21 23:13	127-18-4	
Toluene	<0.27	ug/L	1.0	0.27	1		04/05/21 23:13	108-88-3	
Trichloroethene	<0.26	ug/L	1.0	0.26	1		04/05/21 23:13	79-01-6	
Trichlorofluoromethane	<0.21	ug/L	1.0	0.21	1		04/05/21 23:13	75-69-4	
Vinyl chloride	<0.17	ug/L	1.0	0.17	1		04/05/21 23:13	75-01-4	
Xylene (Total)	<1.5	ug/L	3.0	1.5	1		04/05/21 23:13	1330-20-7	
cis-1,2-Dichloroethene	<0.27	ug/L	1.0	0.27	1		04/05/21 23:13	156-59-2	
cis-1,3-Dichloropropene	<3.6	ug/L	12.1	3.6	1		04/05/21 23:13	10061-01-5	
n-Butylbenzene	<0.71	ug/L	2.4	0.71	1		04/05/21 23:13	104-51-8	
n-Propylbenzene	<0.81	ug/L	5.0	0.81	1		04/05/21 23:13	103-65-1	
p-Isopropyltoluene	<0.80	ug/L	2.7	0.80	1		04/05/21 23:13	99-87-6	
sec-Butylbenzene	<0.85	ug/L	5.0	0.85	1		04/05/21 23:13	135-98-8	
tert-Butylbenzene	<0.30	ug/L	1.0	0.30	1		04/05/21 23:13	98-06-6	
trans-1,2-Dichloroethene	<0.46	ug/L	1.5	0.46	1		04/05/21 23:13	156-60-5	
trans-1,3-Dichloropropene	<4.4	ug/L	14.6	4.4	1		04/05/21 23:13	10061-02-6	
Surrogates									
4-Bromofluorobenzene (S)	102	%	70-130		1		04/05/21 23:13	460-00-4	
Dibromofluoromethane (S)	102	%	70-130		1		04/05/21 23:13	1868-53-7	
Toluene-d8 (S)	100	%	70-130		1		04/05/21 23:13	2037-26-5	

REPORT OF LABORATORY ANALYSIS

This report shall not be reproduced, except in full,
without the written consent of Pace Analytical Services, LLC.

ANALYTICAL RESULTS

Project: 25220211.00 FMR HIGHWAY CLEAN

Project No.: 40224429

Sample: MW-4 Lab ID: 40224429006 Collected: 03/31/21 14:55 Received: 04/02/21 07:25 Matrix: Water

Parameters	Results	Units	LOQ	LOD	DF	Prepared	Analyzed	CAS No.	Qual
8260 MSV									
Analytical Method: EPA 8260									
Pace Analytical Services - Green Bay									
1,1,1,2-Tetrachloroethane	<0.27	ug/L	1.0	0.27	1		04/05/21 23:35	630-20-6	
1,1,1-Trichloroethane	<0.24	ug/L	1.0	0.24	1		04/05/21 23:35	71-55-6	
1,1,2,2-Tetrachloroethane	<0.28	ug/L	1.0	0.28	1		04/05/21 23:35	79-34-5	
1,1,2-Trichloroethane	<0.55	ug/L	5.0	0.55	1		04/05/21 23:35	79-00-5	
1,1-Dichloroethane	<0.27	ug/L	1.0	0.27	1		04/05/21 23:35	75-34-3	
1,1-Dichloroethene	<0.24	ug/L	1.0	0.24	1		04/05/21 23:35	75-35-4	
1,1-Dichloropropene	<0.54	ug/L	1.8	0.54	1		04/05/21 23:35	563-58-6	
1,2,3-Trichlorobenzene	<2.2	ug/L	7.4	2.2	1		04/05/21 23:35	87-61-6	
1,2,3-Trichloropropane	<0.59	ug/L	5.0	0.59	1		04/05/21 23:35	96-18-4	
1,2,4-Trichlorobenzene	<0.95	ug/L	5.0	0.95	1		04/05/21 23:35	120-82-1	
1,2,4-Trimethylbenzene	<0.84	ug/L	2.8	0.84	1		04/05/21 23:35	95-63-6	
1,2-Dibromo-3-chloropropane	<1.8	ug/L	5.9	1.8	1		04/05/21 23:35	96-12-8	
1,2-Dibromoethane (EDB)	<0.83	ug/L	2.8	0.83	1		04/05/21 23:35	106-93-4	
1,2-Dichlorobenzene	<0.71	ug/L	2.4	0.71	1		04/05/21 23:35	95-50-1	
1,2-Dichloroethane	<0.28	ug/L	1.0	0.28	1		04/05/21 23:35	107-06-2	
1,2-Dichloropropane	<0.28	ug/L	1.0	0.28	1		04/05/21 23:35	78-87-5	
1,3,5-Trimethylbenzene	<0.87	ug/L	2.9	0.87	1		04/05/21 23:35	108-67-8	
1,3-Dichlorobenzene	<0.63	ug/L	2.1	0.63	1		04/05/21 23:35	541-73-1	
1,3-Dichloropropane	<0.83	ug/L	2.8	0.83	1		04/05/21 23:35	142-28-9	
1,4-Dichlorobenzene	<0.94	ug/L	3.1	0.94	1		04/05/21 23:35	106-46-7	
2,2-Dichloropropane	<2.3	ug/L	7.6	2.3	1		04/05/21 23:35	594-20-7	
2-Chlorotoluene	<0.93	ug/L	5.0	0.93	1		04/05/21 23:35	95-49-8	
4-Chlorotoluene	<0.76	ug/L	2.5	0.76	1		04/05/21 23:35	106-43-4	
Benzene	<0.25	ug/L	1.0	0.25	1		04/05/21 23:35	71-43-2	
Bromobenzene	<0.24	ug/L	1.0	0.24	1		04/05/21 23:35	108-86-1	
Bromochloromethane	<0.36	ug/L	5.0	0.36	1		04/05/21 23:35	74-97-5	
Bromodichloromethane	<0.36	ug/L	1.2	0.36	1		04/05/21 23:35	75-27-4	
Bromoform	<4.0	ug/L	13.2	4.0	1		04/05/21 23:35	75-25-2	
Bromomethane	<0.97	ug/L	5.0	0.97	1		04/05/21 23:35	74-83-9	
Carbon tetrachloride	<1.1	ug/L	3.6	1.1	1		04/05/21 23:35	56-23-5	
Chlorobenzene	<0.71	ug/L	2.4	0.71	1		04/05/21 23:35	108-90-7	
Chloroethane	<1.3	ug/L	5.0	1.3	1		04/05/21 23:35	75-00-3	
Chloroform	<1.3	ug/L	5.0	1.3	1		04/05/21 23:35	67-66-3	
Chloromethane	<2.2	ug/L	7.3	2.2	1		04/05/21 23:35	74-87-3	
Dibromochloromethane	<2.6	ug/L	8.7	2.6	1		04/05/21 23:35	124-48-1	
Dibromomethane	<0.94	ug/L	3.1	0.94	1		04/05/21 23:35	74-95-3	
Dichlorodifluoromethane	<0.50	ug/L	5.0	0.50	1		04/05/21 23:35	75-71-8	
Diisopropyl ether	<1.9	ug/L	6.3	1.9	1		04/05/21 23:35	108-20-3	
Ethylbenzene	<0.32	ug/L	1.1	0.32	1		04/05/21 23:35	100-41-4	
Hexachloro-1,3-butadiene	<1.5	ug/L	4.9	1.5	1		04/05/21 23:35	87-68-3	
Isopropylbenzene (Cumene)	<1.7	ug/L	5.6	1.7	1		04/05/21 23:35	98-82-8	
Methyl-tert-butyl ether	<1.2	ug/L	4.2	1.2	1		04/05/21 23:35	1634-04-4	
Methylene Chloride	<0.58	ug/L	5.0	0.58	1		04/05/21 23:35	75-09-2	
Naphthalene	<1.2	ug/L	5.0	1.2	1		04/05/21 23:35	91-20-3	
Styrene	<3.0	ug/L	10.0	3.0	1		04/05/21 23:35	100-42-5	

REPORT OF LABORATORY ANALYSIS

This report shall not be reproduced, except in full,
without the written consent of Pace Analytical Services, LLC.

ANALYTICAL RESULTS

Project: 25220211.00 FMR HIGHWAY CLEAN
Pace Project No.: 40224429

Sample: MW-4 **Lab ID: 40224429006** Collected: 03/31/21 14:55 Received: 04/02/21 07:25 Matrix: Water

Parameters	Results	Units	LOQ	LOD	DF	Prepared	Analyzed	CAS No.	Qual
8260 MSV									
Analytical Method: EPA 8260									
Pace Analytical Services - Green Bay									
Tetrachloroethene	23.3	ug/L	1.1	0.33	1		04/05/21 23:35	127-18-4	
Toluene	<0.27	ug/L	1.0	0.27	1		04/05/21 23:35	108-88-3	
Trichloroethene	<0.26	ug/L	1.0	0.26	1		04/05/21 23:35	79-01-6	
Trichlorofluoromethane	<0.21	ug/L	1.0	0.21	1		04/05/21 23:35	75-69-4	
Vinyl chloride	<0.17	ug/L	1.0	0.17	1		04/05/21 23:35	75-01-4	
Xylene (Total)	<1.5	ug/L	3.0	1.5	1		04/05/21 23:35	1330-20-7	
cis-1,2-Dichloroethene	<0.27	ug/L	1.0	0.27	1		04/05/21 23:35	156-59-2	
cis-1,3-Dichloropropene	<3.6	ug/L	12.1	3.6	1		04/05/21 23:35	10061-01-5	
n-Butylbenzene	<0.71	ug/L	2.4	0.71	1		04/05/21 23:35	104-51-8	
n-Propylbenzene	<0.81	ug/L	5.0	0.81	1		04/05/21 23:35	103-65-1	
p-Isopropyltoluene	<0.80	ug/L	2.7	0.80	1		04/05/21 23:35	99-87-6	
sec-Butylbenzene	<0.85	ug/L	5.0	0.85	1		04/05/21 23:35	135-98-8	
tert-Butylbenzene	<0.30	ug/L	1.0	0.30	1		04/05/21 23:35	98-06-6	
trans-1,2-Dichloroethene	<0.46	ug/L	1.5	0.46	1		04/05/21 23:35	156-60-5	
trans-1,3-Dichloropropene	<4.4	ug/L	14.6	4.4	1		04/05/21 23:35	10061-02-6	
Surrogates									
4-Bromofluorobenzene (S)	102	%	70-130		1		04/05/21 23:35	460-00-4	
Dibromofluoromethane (S)	101	%	70-130		1		04/05/21 23:35	1868-53-7	
Toluene-d8 (S)	101	%	70-130		1		04/05/21 23:35	2037-26-5	

REPORT OF LABORATORY ANALYSIS

This report shall not be reproduced, except in full,
without the written consent of Pace Analytical Services, LLC.

ANALYTICAL RESULTS

Project: 25220211.00 FMR HIGHWAY CLEAN

Project No.: 40224429

Sample: MW-10 **Lab ID: 40224429007** Collected: 03/31/21 15:45 Received: 04/02/21 07:25 Matrix: Water

Parameters	Results	Units	LOQ	LOD	DF	Prepared	Analyzed	CAS No.	Qual
8260 MSV									
Analytical Method: EPA 8260									
Pace Analytical Services - Green Bay									
1,1,1,2-Tetrachloroethane	<0.27	ug/L	1.0	0.27	1		04/05/21 23:56	630-20-6	
1,1,1-Trichloroethane	<0.24	ug/L	1.0	0.24	1		04/05/21 23:56	71-55-6	
1,1,2,2-Tetrachloroethane	<0.28	ug/L	1.0	0.28	1		04/05/21 23:56	79-34-5	
1,1,2-Trichloroethane	<0.55	ug/L	5.0	0.55	1		04/05/21 23:56	79-00-5	
1,1-Dichloroethane	<0.27	ug/L	1.0	0.27	1		04/05/21 23:56	75-34-3	
1,1-Dichloroethene	<0.24	ug/L	1.0	0.24	1		04/05/21 23:56	75-35-4	
1,1-Dichloropropene	<0.54	ug/L	1.8	0.54	1		04/05/21 23:56	563-58-6	
1,2,3-Trichlorobenzene	<2.2	ug/L	7.4	2.2	1		04/05/21 23:56	87-61-6	
1,2,3-Trichloropropane	<0.59	ug/L	5.0	0.59	1		04/05/21 23:56	96-18-4	
1,2,4-Trichlorobenzene	<0.95	ug/L	5.0	0.95	1		04/05/21 23:56	120-82-1	
1,2,4-Trimethylbenzene	<0.84	ug/L	2.8	0.84	1		04/05/21 23:56	95-63-6	
1,2-Dibromo-3-chloropropane	<1.8	ug/L	5.9	1.8	1		04/05/21 23:56	96-12-8	
1,2-Dibromoethane (EDB)	<0.83	ug/L	2.8	0.83	1		04/05/21 23:56	106-93-4	
1,2-Dichlorobenzene	<0.71	ug/L	2.4	0.71	1		04/05/21 23:56	95-50-1	
1,2-Dichloroethane	<0.28	ug/L	1.0	0.28	1		04/05/21 23:56	107-06-2	
1,2-Dichloropropane	<0.28	ug/L	1.0	0.28	1		04/05/21 23:56	78-87-5	
1,3,5-Trimethylbenzene	<0.87	ug/L	2.9	0.87	1		04/05/21 23:56	108-67-8	
1,3-Dichlorobenzene	<0.63	ug/L	2.1	0.63	1		04/05/21 23:56	541-73-1	
1,3-Dichloropropane	<0.83	ug/L	2.8	0.83	1		04/05/21 23:56	142-28-9	
1,4-Dichlorobenzene	<0.94	ug/L	3.1	0.94	1		04/05/21 23:56	106-46-7	
2,2-Dichloropropane	<2.3	ug/L	7.6	2.3	1		04/05/21 23:56	594-20-7	
2-Chlorotoluene	<0.93	ug/L	5.0	0.93	1		04/05/21 23:56	95-49-8	
4-Chlorotoluene	<0.76	ug/L	2.5	0.76	1		04/05/21 23:56	106-43-4	
Benzene	<0.25	ug/L	1.0	0.25	1		04/05/21 23:56	71-43-2	
Bromobenzene	<0.24	ug/L	1.0	0.24	1		04/05/21 23:56	108-86-1	
Bromochloromethane	<0.36	ug/L	5.0	0.36	1		04/05/21 23:56	74-97-5	
Bromodichloromethane	<0.36	ug/L	1.2	0.36	1		04/05/21 23:56	75-27-4	
Bromoform	<4.0	ug/L	13.2	4.0	1		04/05/21 23:56	75-25-2	
Bromomethane	<0.97	ug/L	5.0	0.97	1		04/05/21 23:56	74-83-9	
Carbon tetrachloride	<1.1	ug/L	3.6	1.1	1		04/05/21 23:56	56-23-5	
Chlorobenzene	<0.71	ug/L	2.4	0.71	1		04/05/21 23:56	108-90-7	
Chloroethane	<1.3	ug/L	5.0	1.3	1		04/05/21 23:56	75-00-3	
Chloroform	<1.3	ug/L	5.0	1.3	1		04/05/21 23:56	67-66-3	
Chloromethane	<2.2	ug/L	7.3	2.2	1		04/05/21 23:56	74-87-3	
Dibromochloromethane	<2.6	ug/L	8.7	2.6	1		04/05/21 23:56	124-48-1	
Dibromomethane	<0.94	ug/L	3.1	0.94	1		04/05/21 23:56	74-95-3	
Dichlorodifluoromethane	<0.50	ug/L	5.0	0.50	1		04/05/21 23:56	75-71-8	
Diisopropyl ether	<1.9	ug/L	6.3	1.9	1		04/05/21 23:56	108-20-3	
Ethylbenzene	<0.32	ug/L	1.1	0.32	1		04/05/21 23:56	100-41-4	
Hexachloro-1,3-butadiene	<1.5	ug/L	4.9	1.5	1		04/05/21 23:56	87-68-3	
Isopropylbenzene (Cumene)	<1.7	ug/L	5.6	1.7	1		04/05/21 23:56	98-82-8	
Methyl-tert-butyl ether	<1.2	ug/L	4.2	1.2	1		04/05/21 23:56	1634-04-4	
Methylene Chloride	<0.58	ug/L	5.0	0.58	1		04/05/21 23:56	75-09-2	
Naphthalene	<1.2	ug/L	5.0	1.2	1		04/05/21 23:56	91-20-3	
Styrene	<3.0	ug/L	10.0	3.0	1		04/05/21 23:56	100-42-5	

REPORT OF LABORATORY ANALYSIS

This report shall not be reproduced, except in full,
without the written consent of Pace Analytical Services, LLC.

ANALYTICAL RESULTS

Project: 25220211.00 FMR HIGHWAY CLEAN
Pace Project No.: 40224429

Sample: MW-10 **Lab ID: 40224429007** Collected: 03/31/21 15:45 Received: 04/02/21 07:25 Matrix: Water

Parameters	Results	Units	LOQ	LOD	DF	Prepared	Analyzed	CAS No.	Qual
8260 MSV									
Analytical Method: EPA 8260									
Pace Analytical Services - Green Bay									
Tetrachloroethene	<0.33	ug/L	1.1	0.33	1		04/05/21 23:56	127-18-4	
Toluene	<0.27	ug/L	1.0	0.27	1		04/05/21 23:56	108-88-3	
Trichloroethene	<0.26	ug/L	1.0	0.26	1		04/05/21 23:56	79-01-6	
Trichlorofluoromethane	<0.21	ug/L	1.0	0.21	1		04/05/21 23:56	75-69-4	
Vinyl chloride	<0.17	ug/L	1.0	0.17	1		04/05/21 23:56	75-01-4	
Xylene (Total)	<1.5	ug/L	3.0	1.5	1		04/05/21 23:56	1330-20-7	
cis-1,2-Dichloroethene	<0.27	ug/L	1.0	0.27	1		04/05/21 23:56	156-59-2	
cis-1,3-Dichloropropene	<3.6	ug/L	12.1	3.6	1		04/05/21 23:56	10061-01-5	
n-Butylbenzene	<0.71	ug/L	2.4	0.71	1		04/05/21 23:56	104-51-8	
n-Propylbenzene	<0.81	ug/L	5.0	0.81	1		04/05/21 23:56	103-65-1	
p-Isopropyltoluene	<0.80	ug/L	2.7	0.80	1		04/05/21 23:56	99-87-6	
sec-Butylbenzene	<0.85	ug/L	5.0	0.85	1		04/05/21 23:56	135-98-8	
tert-Butylbenzene	<0.30	ug/L	1.0	0.30	1		04/05/21 23:56	98-06-6	
trans-1,2-Dichloroethene	<0.46	ug/L	1.5	0.46	1		04/05/21 23:56	156-60-5	
trans-1,3-Dichloropropene	<4.4	ug/L	14.6	4.4	1		04/05/21 23:56	10061-02-6	
Surrogates									
4-Bromofluorobenzene (S)	102	%	70-130		1		04/05/21 23:56	460-00-4	
Dibromofluoromethane (S)	103	%	70-130		1		04/05/21 23:56	1868-53-7	
Toluene-d8 (S)	102	%	70-130		1		04/05/21 23:56	2037-26-5	

REPORT OF LABORATORY ANALYSIS

This report shall not be reproduced, except in full,
without the written consent of Pace Analytical Services, LLC.

ANALYTICAL RESULTS

Project: 25220211.00 FMR HIGHWAY CLEAN
Pace Project No.: 40224429

Sample: PZ-10 **Lab ID: 40224429008** Collected: 03/31/21 16:00 Received: 04/02/21 07:25 Matrix: Water

Parameters	Results	Units	LOQ	LOD	DF	Prepared	Analyzed	CAS No.	Qual
8260 MSV									
Analytical Method: EPA 8260									
Pace Analytical Services - Green Bay									
1,1,1,2-Tetrachloroethane	<0.27	ug/L	1.0	0.27	1		04/06/21 00:18	630-20-6	
1,1,1-Trichloroethane	<0.24	ug/L	1.0	0.24	1		04/06/21 00:18	71-55-6	
1,1,2,2-Tetrachloroethane	<0.28	ug/L	1.0	0.28	1		04/06/21 00:18	79-34-5	
1,1,2-Trichloroethane	<0.55	ug/L	5.0	0.55	1		04/06/21 00:18	79-00-5	
1,1-Dichloroethane	<0.27	ug/L	1.0	0.27	1		04/06/21 00:18	75-34-3	
1,1-Dichloroethene	<0.24	ug/L	1.0	0.24	1		04/06/21 00:18	75-35-4	
1,1-Dichloropropene	<0.54	ug/L	1.8	0.54	1		04/06/21 00:18	563-58-6	
1,2,3-Trichlorobenzene	<2.2	ug/L	7.4	2.2	1		04/06/21 00:18	87-61-6	
1,2,3-Trichloropropane	<0.59	ug/L	5.0	0.59	1		04/06/21 00:18	96-18-4	
1,2,4-Trichlorobenzene	<0.95	ug/L	5.0	0.95	1		04/06/21 00:18	120-82-1	
1,2,4-Trimethylbenzene	<0.84	ug/L	2.8	0.84	1		04/06/21 00:18	95-63-6	
1,2-Dibromo-3-chloropropane	<1.8	ug/L	5.9	1.8	1		04/06/21 00:18	96-12-8	
1,2-Dibromoethane (EDB)	<0.83	ug/L	2.8	0.83	1		04/06/21 00:18	106-93-4	
1,2-Dichlorobenzene	<0.71	ug/L	2.4	0.71	1		04/06/21 00:18	95-50-1	
1,2-Dichloroethane	<0.28	ug/L	1.0	0.28	1		04/06/21 00:18	107-06-2	
1,2-Dichloropropane	<0.28	ug/L	1.0	0.28	1		04/06/21 00:18	78-87-5	
1,3,5-Trimethylbenzene	<0.87	ug/L	2.9	0.87	1		04/06/21 00:18	108-67-8	
1,3-Dichlorobenzene	<0.63	ug/L	2.1	0.63	1		04/06/21 00:18	541-73-1	
1,3-Dichloropropane	<0.83	ug/L	2.8	0.83	1		04/06/21 00:18	142-28-9	
1,4-Dichlorobenzene	<0.94	ug/L	3.1	0.94	1		04/06/21 00:18	106-46-7	
2,2-Dichloropropane	<2.3	ug/L	7.6	2.3	1		04/06/21 00:18	594-20-7	
2-Chlorotoluene	<0.93	ug/L	5.0	0.93	1		04/06/21 00:18	95-49-8	
4-Chlorotoluene	<0.76	ug/L	2.5	0.76	1		04/06/21 00:18	106-43-4	
Benzene	<0.25	ug/L	1.0	0.25	1		04/06/21 00:18	71-43-2	
Bromobenzene	<0.24	ug/L	1.0	0.24	1		04/06/21 00:18	108-86-1	
Bromochloromethane	<0.36	ug/L	5.0	0.36	1		04/06/21 00:18	74-97-5	
Bromodichloromethane	<0.36	ug/L	1.2	0.36	1		04/06/21 00:18	75-27-4	
Bromoform	<4.0	ug/L	13.2	4.0	1		04/06/21 00:18	75-25-2	
Bromomethane	<0.97	ug/L	5.0	0.97	1		04/06/21 00:18	74-83-9	
Carbon tetrachloride	<1.1	ug/L	3.6	1.1	1		04/06/21 00:18	56-23-5	
Chlorobenzene	<0.71	ug/L	2.4	0.71	1		04/06/21 00:18	108-90-7	
Chloroethane	<1.3	ug/L	5.0	1.3	1		04/06/21 00:18	75-00-3	
Chloroform	<1.3	ug/L	5.0	1.3	1		04/06/21 00:18	67-66-3	
Chloromethane	<2.2	ug/L	7.3	2.2	1		04/06/21 00:18	74-87-3	
Dibromochloromethane	<2.6	ug/L	8.7	2.6	1		04/06/21 00:18	124-48-1	
Dibromomethane	<0.94	ug/L	3.1	0.94	1		04/06/21 00:18	74-95-3	
Dichlorodifluoromethane	<0.50	ug/L	5.0	0.50	1		04/06/21 00:18	75-71-8	
Diisopropyl ether	<1.9	ug/L	6.3	1.9	1		04/06/21 00:18	108-20-3	
Ethylbenzene	<0.32	ug/L	1.1	0.32	1		04/06/21 00:18	100-41-4	
Hexachloro-1,3-butadiene	<1.5	ug/L	4.9	1.5	1		04/06/21 00:18	87-68-3	
Isopropylbenzene (Cumene)	<1.7	ug/L	5.6	1.7	1		04/06/21 00:18	98-82-8	
Methyl-tert-butyl ether	<1.2	ug/L	4.2	1.2	1		04/06/21 00:18	1634-04-4	
Methylene Chloride	<0.58	ug/L	5.0	0.58	1		04/06/21 00:18	75-09-2	
Naphthalene	<1.2	ug/L	5.0	1.2	1		04/06/21 00:18	91-20-3	
Styrene	<3.0	ug/L	10.0	3.0	1		04/06/21 00:18	100-42-5	

REPORT OF LABORATORY ANALYSIS

This report shall not be reproduced, except in full,
without the written consent of Pace Analytical Services, LLC.

ANALYTICAL RESULTS

Project: 25220211.00 FMR HIGHWAY CLEAN

Pace Project No.: 40224429

Sample: PZ-10 **Lab ID: 40224429008** Collected: 03/31/21 16:00 Received: 04/02/21 07:25 Matrix: Water

Parameters	Results	Units	LOQ	LOD	DF	Prepared	Analyzed	CAS No.	Qual
8260 MSV									
Analytical Method: EPA 8260									
Pace Analytical Services - Green Bay									
Tetrachloroethene	15.0	ug/L	1.1	0.33	1		04/06/21 00:18	127-18-4	
Toluene	<0.27	ug/L	1.0	0.27	1		04/06/21 00:18	108-88-3	
Trichloroethene	<0.26	ug/L	1.0	0.26	1		04/06/21 00:18	79-01-6	
Trichlorofluoromethane	<0.21	ug/L	1.0	0.21	1		04/06/21 00:18	75-69-4	
Vinyl chloride	<0.17	ug/L	1.0	0.17	1		04/06/21 00:18	75-01-4	
Xylene (Total)	<1.5	ug/L	3.0	1.5	1		04/06/21 00:18	1330-20-7	
cis-1,2-Dichloroethene	<0.27	ug/L	1.0	0.27	1		04/06/21 00:18	156-59-2	
cis-1,3-Dichloropropene	<3.6	ug/L	12.1	3.6	1		04/06/21 00:18	10061-01-5	
n-Butylbenzene	<0.71	ug/L	2.4	0.71	1		04/06/21 00:18	104-51-8	
n-Propylbenzene	<0.81	ug/L	5.0	0.81	1		04/06/21 00:18	103-65-1	
p-Isopropyltoluene	<0.80	ug/L	2.7	0.80	1		04/06/21 00:18	99-87-6	
sec-Butylbenzene	<0.85	ug/L	5.0	0.85	1		04/06/21 00:18	135-98-8	
tert-Butylbenzene	<0.30	ug/L	1.0	0.30	1		04/06/21 00:18	98-06-6	
trans-1,2-Dichloroethene	<0.46	ug/L	1.5	0.46	1		04/06/21 00:18	156-60-5	
trans-1,3-Dichloropropene	<4.4	ug/L	14.6	4.4	1		04/06/21 00:18	10061-02-6	
Surrogates									
4-Bromofluorobenzene (S)	102	%	70-130		1		04/06/21 00:18	460-00-4	
Dibromofluoromethane (S)	103	%	70-130		1		04/06/21 00:18	1868-53-7	
Toluene-d8 (S)	103	%	70-130		1		04/06/21 00:18	2037-26-5	

REPORT OF LABORATORY ANALYSIS

This report shall not be reproduced, except in full,
without the written consent of Pace Analytical Services, LLC.

ANALYTICAL RESULTS

Project: 25220211.00 FMR HIGHWAY CLEAN

Project No.: 40224429

Sample: MW-11 Lab ID: 40224429009 Collected: 03/31/21 17:10 Received: 04/02/21 07:25 Matrix: Water

Parameters	Results	Units	LOQ	LOD	DF	Prepared	Analyzed	CAS No.	Qual
8260 MSV									
Analytical Method: EPA 8260									
Pace Analytical Services - Green Bay									
1,1,1,2-Tetrachloroethane	<0.27	ug/L	1.0	0.27	1		04/06/21 00:39	630-20-6	
1,1,1-Trichloroethane	<0.24	ug/L	1.0	0.24	1		04/06/21 00:39	71-55-6	
1,1,2,2-Tetrachloroethane	<0.28	ug/L	1.0	0.28	1		04/06/21 00:39	79-34-5	
1,1,2-Trichloroethane	<0.55	ug/L	5.0	0.55	1		04/06/21 00:39	79-00-5	
1,1-Dichloroethane	<0.27	ug/L	1.0	0.27	1		04/06/21 00:39	75-34-3	
1,1-Dichloroethene	<0.24	ug/L	1.0	0.24	1		04/06/21 00:39	75-35-4	
1,1-Dichloropropene	<0.54	ug/L	1.8	0.54	1		04/06/21 00:39	563-58-6	
1,2,3-Trichlorobenzene	<2.2	ug/L	7.4	2.2	1		04/06/21 00:39	87-61-6	
1,2,3-Trichloropropane	<0.59	ug/L	5.0	0.59	1		04/06/21 00:39	96-18-4	
1,2,4-Trichlorobenzene	<0.95	ug/L	5.0	0.95	1		04/06/21 00:39	120-82-1	
1,2,4-Trimethylbenzene	<0.84	ug/L	2.8	0.84	1		04/06/21 00:39	95-63-6	
1,2-Dibromo-3-chloropropane	<1.8	ug/L	5.9	1.8	1		04/06/21 00:39	96-12-8	
1,2-Dibromoethane (EDB)	<0.83	ug/L	2.8	0.83	1		04/06/21 00:39	106-93-4	
1,2-Dichlorobenzene	<0.71	ug/L	2.4	0.71	1		04/06/21 00:39	95-50-1	
1,2-Dichloroethane	<0.28	ug/L	1.0	0.28	1		04/06/21 00:39	107-06-2	
1,2-Dichloropropane	<0.28	ug/L	1.0	0.28	1		04/06/21 00:39	78-87-5	
1,3,5-Trimethylbenzene	<0.87	ug/L	2.9	0.87	1		04/06/21 00:39	108-67-8	
1,3-Dichlorobenzene	<0.63	ug/L	2.1	0.63	1		04/06/21 00:39	541-73-1	
1,3-Dichloropropane	<0.83	ug/L	2.8	0.83	1		04/06/21 00:39	142-28-9	
1,4-Dichlorobenzene	<0.94	ug/L	3.1	0.94	1		04/06/21 00:39	106-46-7	
2,2-Dichloropropane	<2.3	ug/L	7.6	2.3	1		04/06/21 00:39	594-20-7	
2-Chlorotoluene	<0.93	ug/L	5.0	0.93	1		04/06/21 00:39	95-49-8	
4-Chlorotoluene	<0.76	ug/L	2.5	0.76	1		04/06/21 00:39	106-43-4	
Benzene	<0.25	ug/L	1.0	0.25	1		04/06/21 00:39	71-43-2	
Bromobenzene	<0.24	ug/L	1.0	0.24	1		04/06/21 00:39	108-86-1	
Bromochloromethane	<0.36	ug/L	5.0	0.36	1		04/06/21 00:39	74-97-5	
Bromodichloromethane	<0.36	ug/L	1.2	0.36	1		04/06/21 00:39	75-27-4	
Bromoform	<4.0	ug/L	13.2	4.0	1		04/06/21 00:39	75-25-2	
Bromomethane	<0.97	ug/L	5.0	0.97	1		04/06/21 00:39	74-83-9	
Carbon tetrachloride	<1.1	ug/L	3.6	1.1	1		04/06/21 00:39	56-23-5	
Chlorobenzene	<0.71	ug/L	2.4	0.71	1		04/06/21 00:39	108-90-7	
Chloroethane	<1.3	ug/L	5.0	1.3	1		04/06/21 00:39	75-00-3	
Chloroform	<1.3	ug/L	5.0	1.3	1		04/06/21 00:39	67-66-3	
Chloromethane	<2.2	ug/L	7.3	2.2	1		04/06/21 00:39	74-87-3	
Dibromochloromethane	<2.6	ug/L	8.7	2.6	1		04/06/21 00:39	124-48-1	
Dibromomethane	<0.94	ug/L	3.1	0.94	1		04/06/21 00:39	74-95-3	
Dichlorodifluoromethane	<0.50	ug/L	5.0	0.50	1		04/06/21 00:39	75-71-8	
Diisopropyl ether	<1.9	ug/L	6.3	1.9	1		04/06/21 00:39	108-20-3	
Ethylbenzene	<0.32	ug/L	1.1	0.32	1		04/06/21 00:39	100-41-4	
Hexachloro-1,3-butadiene	<1.5	ug/L	4.9	1.5	1		04/06/21 00:39	87-68-3	
Isopropylbenzene (Cumene)	<1.7	ug/L	5.6	1.7	1		04/06/21 00:39	98-82-8	
Methyl-tert-butyl ether	<1.2	ug/L	4.2	1.2	1		04/06/21 00:39	1634-04-4	
Methylene Chloride	<0.58	ug/L	5.0	0.58	1		04/06/21 00:39	75-09-2	
Naphthalene	<1.2	ug/L	5.0	1.2	1		04/06/21 00:39	91-20-3	
Styrene	<3.0	ug/L	10.0	3.0	1		04/06/21 00:39	100-42-5	

REPORT OF LABORATORY ANALYSIS

This report shall not be reproduced, except in full,
without the written consent of Pace Analytical Services, LLC.

ANALYTICAL RESULTS

Project: 25220211.00 FMR HIGHWAY CLEAN
Pace Project No.: 40224429

Sample: MW-11 **Lab ID: 40224429009** Collected: 03/31/21 17:10 Received: 04/02/21 07:25 Matrix: Water

Parameters	Results	Units	LOQ	LOD	DF	Prepared	Analyzed	CAS No.	Qual
8260 MSV									
Analytical Method: EPA 8260									
Pace Analytical Services - Green Bay									
Tetrachloroethene	0.35J	ug/L	1.1	0.33	1		04/06/21 00:39	127-18-4	
Toluene	<0.27	ug/L	1.0	0.27	1		04/06/21 00:39	108-88-3	
Trichloroethene	<0.26	ug/L	1.0	0.26	1		04/06/21 00:39	79-01-6	
Trichlorofluoromethane	<0.21	ug/L	1.0	0.21	1		04/06/21 00:39	75-69-4	
Vinyl chloride	<0.17	ug/L	1.0	0.17	1		04/06/21 00:39	75-01-4	
Xylene (Total)	<1.5	ug/L	3.0	1.5	1		04/06/21 00:39	1330-20-7	
cis-1,2-Dichloroethene	<0.27	ug/L	1.0	0.27	1		04/06/21 00:39	156-59-2	
cis-1,3-Dichloropropene	<3.6	ug/L	12.1	3.6	1		04/06/21 00:39	10061-01-5	
n-Butylbenzene	<0.71	ug/L	2.4	0.71	1		04/06/21 00:39	104-51-8	
n-Propylbenzene	<0.81	ug/L	5.0	0.81	1		04/06/21 00:39	103-65-1	
p-Isopropyltoluene	<0.80	ug/L	2.7	0.80	1		04/06/21 00:39	99-87-6	
sec-Butylbenzene	<0.85	ug/L	5.0	0.85	1		04/06/21 00:39	135-98-8	
tert-Butylbenzene	<0.30	ug/L	1.0	0.30	1		04/06/21 00:39	98-06-6	
trans-1,2-Dichloroethene	<0.46	ug/L	1.5	0.46	1		04/06/21 00:39	156-60-5	
trans-1,3-Dichloropropene	<4.4	ug/L	14.6	4.4	1		04/06/21 00:39	10061-02-6	
Surrogates									
4-Bromofluorobenzene (S)	102	%	70-130		1		04/06/21 00:39	460-00-4	
Dibromofluoromethane (S)	103	%	70-130		1		04/06/21 00:39	1868-53-7	
Toluene-d8 (S)	103	%	70-130		1		04/06/21 00:39	2037-26-5	

REPORT OF LABORATORY ANALYSIS

This report shall not be reproduced, except in full,
without the written consent of Pace Analytical Services, LLC.

ANALYTICAL RESULTS

Project: 25220211.00 FMR HIGHWAY CLEAN
Pace Project No.: 40224429

Sample: PZ-11 **Lab ID: 40224429010** Collected: 03/31/21 17:15 Received: 04/02/21 07:25 Matrix: Water

Parameters	Results	Units	LOQ	LOD	DF	Prepared	Analyzed	CAS No.	Qual
8260 MSV									
Analytical Method: EPA 8260									
Pace Analytical Services - Green Bay									
1,1,1,2-Tetrachloroethane	<0.27	ug/L	1.0	0.27	1		04/05/21 21:26	630-20-6	
1,1,1-Trichloroethane	<0.24	ug/L	1.0	0.24	1		04/05/21 21:26	71-55-6	
1,1,2,2-Tetrachloroethane	<0.28	ug/L	1.0	0.28	1		04/05/21 21:26	79-34-5	
1,1,2-Trichloroethane	<0.55	ug/L	5.0	0.55	1		04/05/21 21:26	79-00-5	
1,1-Dichloroethane	<0.27	ug/L	1.0	0.27	1		04/05/21 21:26	75-34-3	
1,1-Dichloroethene	<0.24	ug/L	1.0	0.24	1		04/05/21 21:26	75-35-4	
1,1-Dichloropropene	<0.54	ug/L	1.8	0.54	1		04/05/21 21:26	563-58-6	
1,2,3-Trichlorobenzene	<2.2	ug/L	7.4	2.2	1		04/05/21 21:26	87-61-6	
1,2,3-Trichloropropane	<0.59	ug/L	5.0	0.59	1		04/05/21 21:26	96-18-4	
1,2,4-Trichlorobenzene	<0.95	ug/L	5.0	0.95	1		04/05/21 21:26	120-82-1	
1,2,4-Trimethylbenzene	<0.84	ug/L	2.8	0.84	1		04/05/21 21:26	95-63-6	
1,2-Dibromo-3-chloropropane	<1.8	ug/L	5.9	1.8	1		04/05/21 21:26	96-12-8	
1,2-Dibromoethane (EDB)	<0.83	ug/L	2.8	0.83	1		04/05/21 21:26	106-93-4	
1,2-Dichlorobenzene	<0.71	ug/L	2.4	0.71	1		04/05/21 21:26	95-50-1	
1,2-Dichloroethane	<0.28	ug/L	1.0	0.28	1		04/05/21 21:26	107-06-2	
1,2-Dichloropropane	<0.28	ug/L	1.0	0.28	1		04/05/21 21:26	78-87-5	
1,3,5-Trimethylbenzene	<0.87	ug/L	2.9	0.87	1		04/05/21 21:26	108-67-8	
1,3-Dichlorobenzene	<0.63	ug/L	2.1	0.63	1		04/05/21 21:26	541-73-1	
1,3-Dichloropropane	<0.83	ug/L	2.8	0.83	1		04/05/21 21:26	142-28-9	
1,4-Dichlorobenzene	<0.94	ug/L	3.1	0.94	1		04/05/21 21:26	106-46-7	
2,2-Dichloropropane	<2.3	ug/L	7.6	2.3	1		04/05/21 21:26	594-20-7	
2-Chlorotoluene	<0.93	ug/L	5.0	0.93	1		04/05/21 21:26	95-49-8	
4-Chlorotoluene	<0.76	ug/L	2.5	0.76	1		04/05/21 21:26	106-43-4	
Benzene	<0.25	ug/L	1.0	0.25	1		04/05/21 21:26	71-43-2	
Bromobenzene	<0.24	ug/L	1.0	0.24	1		04/05/21 21:26	108-86-1	
Bromochloromethane	<0.36	ug/L	5.0	0.36	1		04/05/21 21:26	74-97-5	
Bromodichloromethane	<0.36	ug/L	1.2	0.36	1		04/05/21 21:26	75-27-4	
Bromoform	<4.0	ug/L	13.2	4.0	1		04/05/21 21:26	75-25-2	
Bromomethane	<0.97	ug/L	5.0	0.97	1		04/05/21 21:26	74-83-9	
Carbon tetrachloride	<1.1	ug/L	3.6	1.1	1		04/05/21 21:26	56-23-5	
Chlorobenzene	<0.71	ug/L	2.4	0.71	1		04/05/21 21:26	108-90-7	
Chloroethane	<1.3	ug/L	5.0	1.3	1		04/05/21 21:26	75-00-3	
Chloroform	<1.3	ug/L	5.0	1.3	1		04/05/21 21:26	67-66-3	
Chloromethane	<2.2	ug/L	7.3	2.2	1		04/05/21 21:26	74-87-3	
Dibromochloromethane	<2.6	ug/L	8.7	2.6	1		04/05/21 21:26	124-48-1	
Dibromomethane	<0.94	ug/L	3.1	0.94	1		04/05/21 21:26	74-95-3	
Dichlorodifluoromethane	<0.50	ug/L	5.0	0.50	1		04/05/21 21:26	75-71-8	
Diisopropyl ether	<1.9	ug/L	6.3	1.9	1		04/05/21 21:26	108-20-3	
Ethylbenzene	<0.32	ug/L	1.1	0.32	1		04/05/21 21:26	100-41-4	
Hexachloro-1,3-butadiene	<1.5	ug/L	4.9	1.5	1		04/05/21 21:26	87-68-3	
Isopropylbenzene (Cumene)	<1.7	ug/L	5.6	1.7	1		04/05/21 21:26	98-82-8	
Methyl-tert-butyl ether	<1.2	ug/L	4.2	1.2	1		04/05/21 21:26	1634-04-4	
Methylene Chloride	<0.58	ug/L	5.0	0.58	1		04/05/21 21:26	75-09-2	
Naphthalene	<1.2	ug/L	5.0	1.2	1		04/05/21 21:26	91-20-3	
Styrene	<3.0	ug/L	10.0	3.0	1		04/05/21 21:26	100-42-5	

REPORT OF LABORATORY ANALYSIS

This report shall not be reproduced, except in full,
without the written consent of Pace Analytical Services, LLC.

ANALYTICAL RESULTS

Project: 25220211.00 FMR HIGHWAY CLEAN

Pace Project No.: 40224429

Sample: PZ-11 **Lab ID: 40224429010** Collected: 03/31/21 17:15 Received: 04/02/21 07:25 Matrix: Water

Parameters	Results	Units	LOQ	LOD	DF	Prepared	Analyzed	CAS No.	Qual
8260 MSV									
Analytical Method: EPA 8260									
Pace Analytical Services - Green Bay									
Tetrachloroethene	<0.33	ug/L	1.1	0.33	1		04/05/21 21:26	127-18-4	
Toluene	<0.27	ug/L	1.0	0.27	1		04/05/21 21:26	108-88-3	
Trichloroethene	<0.26	ug/L	1.0	0.26	1		04/05/21 21:26	79-01-6	
Trichlorofluoromethane	<0.21	ug/L	1.0	0.21	1		04/05/21 21:26	75-69-4	
Vinyl chloride	<0.17	ug/L	1.0	0.17	1		04/05/21 21:26	75-01-4	
Xylene (Total)	<1.5	ug/L	3.0	1.5	1		04/05/21 21:26	1330-20-7	
cis-1,2-Dichloroethene	<0.27	ug/L	1.0	0.27	1		04/05/21 21:26	156-59-2	
cis-1,3-Dichloropropene	<3.6	ug/L	12.1	3.6	1		04/05/21 21:26	10061-01-5	
n-Butylbenzene	<0.71	ug/L	2.4	0.71	1		04/05/21 21:26	104-51-8	
n-Propylbenzene	<0.81	ug/L	5.0	0.81	1		04/05/21 21:26	103-65-1	
p-Isopropyltoluene	<0.80	ug/L	2.7	0.80	1		04/05/21 21:26	99-87-6	
sec-Butylbenzene	<0.85	ug/L	5.0	0.85	1		04/05/21 21:26	135-98-8	
tert-Butylbenzene	<0.30	ug/L	1.0	0.30	1		04/05/21 21:26	98-06-6	
trans-1,2-Dichloroethene	<0.46	ug/L	1.5	0.46	1		04/05/21 21:26	156-60-5	
trans-1,3-Dichloropropene	<4.4	ug/L	14.6	4.4	1		04/05/21 21:26	10061-02-6	
Surrogates									
4-Bromofluorobenzene (S)	101	%	70-130		1		04/05/21 21:26	460-00-4	
Dibromofluoromethane (S)	101	%	70-130		1		04/05/21 21:26	1868-53-7	
Toluene-d8 (S)	102	%	70-130		1		04/05/21 21:26	2037-26-5	

REPORT OF LABORATORY ANALYSIS

This report shall not be reproduced, except in full,
without the written consent of Pace Analytical Services, LLC.

ANALYTICAL RESULTS

Project: 25220211.00 FMR HIGHWAY CLEAN

Pace Project No.: 40224429

Sample: MW-9 **Lab ID: 40224429011** Collected: 03/31/21 18:15 Received: 04/02/21 07:25 Matrix: Water

Parameters	Results	Units	LOQ	LOD	DF	Prepared	Analyzed	CAS No.	Qual
8260 MSV									
Analytical Method: EPA 8260									
Pace Analytical Services - Green Bay									
1,1,1,2-Tetrachloroethane	<0.27	ug/L	1.0	0.27	1		04/06/21 01:00	630-20-6	
1,1,1-Trichloroethane	<0.24	ug/L	1.0	0.24	1		04/06/21 01:00	71-55-6	
1,1,2,2-Tetrachloroethane	<0.28	ug/L	1.0	0.28	1		04/06/21 01:00	79-34-5	
1,1,2-Trichloroethane	<0.55	ug/L	5.0	0.55	1		04/06/21 01:00	79-00-5	
1,1-Dichloroethane	<0.27	ug/L	1.0	0.27	1		04/06/21 01:00	75-34-3	
1,1-Dichloroethene	<0.24	ug/L	1.0	0.24	1		04/06/21 01:00	75-35-4	
1,1-Dichloropropene	<0.54	ug/L	1.8	0.54	1		04/06/21 01:00	563-58-6	
1,2,3-Trichlorobenzene	<2.2	ug/L	7.4	2.2	1		04/06/21 01:00	87-61-6	
1,2,3-Trichloropropane	<0.59	ug/L	5.0	0.59	1		04/06/21 01:00	96-18-4	
1,2,4-Trichlorobenzene	<0.95	ug/L	5.0	0.95	1		04/06/21 01:00	120-82-1	
1,2,4-Trimethylbenzene	<0.84	ug/L	2.8	0.84	1		04/06/21 01:00	95-63-6	
1,2-Dibromo-3-chloropropane	<1.8	ug/L	5.9	1.8	1		04/06/21 01:00	96-12-8	
1,2-Dibromoethane (EDB)	<0.83	ug/L	2.8	0.83	1		04/06/21 01:00	106-93-4	
1,2-Dichlorobenzene	<0.71	ug/L	2.4	0.71	1		04/06/21 01:00	95-50-1	
1,2-Dichloroethane	<0.28	ug/L	1.0	0.28	1		04/06/21 01:00	107-06-2	
1,2-Dichloropropane	<0.28	ug/L	1.0	0.28	1		04/06/21 01:00	78-87-5	
1,3,5-Trimethylbenzene	<0.87	ug/L	2.9	0.87	1		04/06/21 01:00	108-67-8	
1,3-Dichlorobenzene	<0.63	ug/L	2.1	0.63	1		04/06/21 01:00	541-73-1	
1,3-Dichloropropane	<0.83	ug/L	2.8	0.83	1		04/06/21 01:00	142-28-9	
1,4-Dichlorobenzene	<0.94	ug/L	3.1	0.94	1		04/06/21 01:00	106-46-7	
2,2-Dichloropropane	<2.3	ug/L	7.6	2.3	1		04/06/21 01:00	594-20-7	
2-Chlorotoluene	<0.93	ug/L	5.0	0.93	1		04/06/21 01:00	95-49-8	
4-Chlorotoluene	<0.76	ug/L	2.5	0.76	1		04/06/21 01:00	106-43-4	
Benzene	<0.25	ug/L	1.0	0.25	1		04/06/21 01:00	71-43-2	
Bromobenzene	<0.24	ug/L	1.0	0.24	1		04/06/21 01:00	108-86-1	
Bromochloromethane	<0.36	ug/L	5.0	0.36	1		04/06/21 01:00	74-97-5	
Bromodichloromethane	<0.36	ug/L	1.2	0.36	1		04/06/21 01:00	75-27-4	
Bromoform	<4.0	ug/L	13.2	4.0	1		04/06/21 01:00	75-25-2	
Bromomethane	<0.97	ug/L	5.0	0.97	1		04/06/21 01:00	74-83-9	
Carbon tetrachloride	<1.1	ug/L	3.6	1.1	1		04/06/21 01:00	56-23-5	
Chlorobenzene	<0.71	ug/L	2.4	0.71	1		04/06/21 01:00	108-90-7	
Chloroethane	<1.3	ug/L	5.0	1.3	1		04/06/21 01:00	75-00-3	
Chloroform	<1.3	ug/L	5.0	1.3	1		04/06/21 01:00	67-66-3	
Chloromethane	<2.2	ug/L	7.3	2.2	1		04/06/21 01:00	74-87-3	
Dibromochloromethane	<2.6	ug/L	8.7	2.6	1		04/06/21 01:00	124-48-1	
Dibromomethane	<0.94	ug/L	3.1	0.94	1		04/06/21 01:00	74-95-3	
Dichlorodifluoromethane	<0.50	ug/L	5.0	0.50	1		04/06/21 01:00	75-71-8	
Diisopropyl ether	<1.9	ug/L	6.3	1.9	1		04/06/21 01:00	108-20-3	
Ethylbenzene	<0.32	ug/L	1.1	0.32	1		04/06/21 01:00	100-41-4	
Hexachloro-1,3-butadiene	<1.5	ug/L	4.9	1.5	1		04/06/21 01:00	87-68-3	
Isopropylbenzene (Cumene)	<1.7	ug/L	5.6	1.7	1		04/06/21 01:00	98-82-8	
Methyl-tert-butyl ether	<1.2	ug/L	4.2	1.2	1		04/06/21 01:00	1634-04-4	
Methylene Chloride	<0.58	ug/L	5.0	0.58	1		04/06/21 01:00	75-09-2	
Naphthalene	<1.2	ug/L	5.0	1.2	1		04/06/21 01:00	91-20-3	
Styrene	<3.0	ug/L	10.0	3.0	1		04/06/21 01:00	100-42-5	

REPORT OF LABORATORY ANALYSIS

This report shall not be reproduced, except in full,
without the written consent of Pace Analytical Services, LLC.

ANALYTICAL RESULTS

Project: 25220211.00 FMR HIGHWAY CLEAN

Pace Project No.: 40224429

Sample: MW-9 **Lab ID: 40224429011** Collected: 03/31/21 18:15 Received: 04/02/21 07:25 Matrix: Water

Parameters	Results	Units	LOQ	LOD	DF	Prepared	Analyzed	CAS No.	Qual
8260 MSV									
Analytical Method: EPA 8260									
Pace Analytical Services - Green Bay									
Tetrachloroethene	0.49J	ug/L	1.1	0.33	1		04/06/21 01:00	127-18-4	
Toluene	<0.27	ug/L	1.0	0.27	1		04/06/21 01:00	108-88-3	
Trichloroethene	<0.26	ug/L	1.0	0.26	1		04/06/21 01:00	79-01-6	
Trichlorofluoromethane	<0.21	ug/L	1.0	0.21	1		04/06/21 01:00	75-69-4	
Vinyl chloride	<0.17	ug/L	1.0	0.17	1		04/06/21 01:00	75-01-4	
Xylene (Total)	<1.5	ug/L	3.0	1.5	1		04/06/21 01:00	1330-20-7	
cis-1,2-Dichloroethene	<0.27	ug/L	1.0	0.27	1		04/06/21 01:00	156-59-2	
cis-1,3-Dichloropropene	<3.6	ug/L	12.1	3.6	1		04/06/21 01:00	10061-01-5	
n-Butylbenzene	<0.71	ug/L	2.4	0.71	1		04/06/21 01:00	104-51-8	
n-Propylbenzene	<0.81	ug/L	5.0	0.81	1		04/06/21 01:00	103-65-1	
p-Isopropyltoluene	<0.80	ug/L	2.7	0.80	1		04/06/21 01:00	99-87-6	
sec-Butylbenzene	<0.85	ug/L	5.0	0.85	1		04/06/21 01:00	135-98-8	
tert-Butylbenzene	<0.30	ug/L	1.0	0.30	1		04/06/21 01:00	98-06-6	
trans-1,2-Dichloroethene	<0.46	ug/L	1.5	0.46	1		04/06/21 01:00	156-60-5	
trans-1,3-Dichloropropene	<4.4	ug/L	14.6	4.4	1		04/06/21 01:00	10061-02-6	
Surrogates									
4-Bromofluorobenzene (S)	102	%	70-130		1		04/06/21 01:00	460-00-4	
Dibromofluoromethane (S)	105	%	70-130		1		04/06/21 01:00	1868-53-7	
Toluene-d8 (S)	102	%	70-130		1		04/06/21 01:00	2037-26-5	

REPORT OF LABORATORY ANALYSIS

This report shall not be reproduced, except in full,
without the written consent of Pace Analytical Services, LLC.

ANALYTICAL RESULTS

Project: 25220211.00 FMR HIGHWAY CLEAN
Pace Project No.: 40224429

Sample: MW-6 **Lab ID: 40224429012** Collected: 03/31/21 19:15 Received: 04/02/21 07:25 Matrix: Water

Parameters	Results	Units	LOQ	LOD	DF	Prepared	Analyzed	CAS No.	Qual
8260 MSV									
Analytical Method: EPA 8260									
Pace Analytical Services - Green Bay									
1,1,1,2-Tetrachloroethane	<0.27	ug/L	1.0	0.27	1		04/06/21 01:22	630-20-6	
1,1,1-Trichloroethane	<0.24	ug/L	1.0	0.24	1		04/06/21 01:22	71-55-6	
1,1,2,2-Tetrachloroethane	<0.28	ug/L	1.0	0.28	1		04/06/21 01:22	79-34-5	
1,1,2-Trichloroethane	<0.55	ug/L	5.0	0.55	1		04/06/21 01:22	79-00-5	
1,1-Dichloroethane	<0.27	ug/L	1.0	0.27	1		04/06/21 01:22	75-34-3	
1,1-Dichloroethene	<0.24	ug/L	1.0	0.24	1		04/06/21 01:22	75-35-4	
1,1-Dichloropropene	<0.54	ug/L	1.8	0.54	1		04/06/21 01:22	563-58-6	
1,2,3-Trichlorobenzene	<2.2	ug/L	7.4	2.2	1		04/06/21 01:22	87-61-6	
1,2,3-Trichloropropane	<0.59	ug/L	5.0	0.59	1		04/06/21 01:22	96-18-4	
1,2,4-Trichlorobenzene	<0.95	ug/L	5.0	0.95	1		04/06/21 01:22	120-82-1	
1,2,4-Trimethylbenzene	<0.84	ug/L	2.8	0.84	1		04/06/21 01:22	95-63-6	
1,2-Dibromo-3-chloropropane	<1.8	ug/L	5.9	1.8	1		04/06/21 01:22	96-12-8	
1,2-Dibromoethane (EDB)	<0.83	ug/L	2.8	0.83	1		04/06/21 01:22	106-93-4	
1,2-Dichlorobenzene	<0.71	ug/L	2.4	0.71	1		04/06/21 01:22	95-50-1	
1,2-Dichloroethane	<0.28	ug/L	1.0	0.28	1		04/06/21 01:22	107-06-2	
1,2-Dichloropropane	<0.28	ug/L	1.0	0.28	1		04/06/21 01:22	78-87-5	
1,3,5-Trimethylbenzene	<0.87	ug/L	2.9	0.87	1		04/06/21 01:22	108-67-8	
1,3-Dichlorobenzene	<0.63	ug/L	2.1	0.63	1		04/06/21 01:22	541-73-1	
1,3-Dichloropropane	<0.83	ug/L	2.8	0.83	1		04/06/21 01:22	142-28-9	
1,4-Dichlorobenzene	<0.94	ug/L	3.1	0.94	1		04/06/21 01:22	106-46-7	
2,2-Dichloropropane	<2.3	ug/L	7.6	2.3	1		04/06/21 01:22	594-20-7	
2-Chlorotoluene	<0.93	ug/L	5.0	0.93	1		04/06/21 01:22	95-49-8	
4-Chlorotoluene	<0.76	ug/L	2.5	0.76	1		04/06/21 01:22	106-43-4	
Benzene	<0.25	ug/L	1.0	0.25	1		04/06/21 01:22	71-43-2	
Bromobenzene	<0.24	ug/L	1.0	0.24	1		04/06/21 01:22	108-86-1	
Bromochloromethane	<0.36	ug/L	5.0	0.36	1		04/06/21 01:22	74-97-5	
Bromodichloromethane	<0.36	ug/L	1.2	0.36	1		04/06/21 01:22	75-27-4	
Bromoform	<4.0	ug/L	13.2	4.0	1		04/06/21 01:22	75-25-2	
Bromomethane	<0.97	ug/L	5.0	0.97	1		04/06/21 01:22	74-83-9	
Carbon tetrachloride	<1.1	ug/L	3.6	1.1	1		04/06/21 01:22	56-23-5	
Chlorobenzene	<0.71	ug/L	2.4	0.71	1		04/06/21 01:22	108-90-7	
Chloroethane	<1.3	ug/L	5.0	1.3	1		04/06/21 01:22	75-00-3	
Chloroform	<1.3	ug/L	5.0	1.3	1		04/06/21 01:22	67-66-3	
Chloromethane	<2.2	ug/L	7.3	2.2	1		04/06/21 01:22	74-87-3	
Dibromochloromethane	<2.6	ug/L	8.7	2.6	1		04/06/21 01:22	124-48-1	
Dibromomethane	<0.94	ug/L	3.1	0.94	1		04/06/21 01:22	74-95-3	
Dichlorodifluoromethane	<0.50	ug/L	5.0	0.50	1		04/06/21 01:22	75-71-8	
Diisopropyl ether	<1.9	ug/L	6.3	1.9	1		04/06/21 01:22	108-20-3	
Ethylbenzene	<0.32	ug/L	1.1	0.32	1		04/06/21 01:22	100-41-4	
Hexachloro-1,3-butadiene	<1.5	ug/L	4.9	1.5	1		04/06/21 01:22	87-68-3	
Isopropylbenzene (Cumene)	<1.7	ug/L	5.6	1.7	1		04/06/21 01:22	98-82-8	
Methyl-tert-butyl ether	<1.2	ug/L	4.2	1.2	1		04/06/21 01:22	1634-04-4	
Methylene Chloride	<0.58	ug/L	5.0	0.58	1		04/06/21 01:22	75-09-2	
Naphthalene	<1.2	ug/L	5.0	1.2	1		04/06/21 01:22	91-20-3	
Styrene	<3.0	ug/L	10.0	3.0	1		04/06/21 01:22	100-42-5	

REPORT OF LABORATORY ANALYSIS

This report shall not be reproduced, except in full,
without the written consent of Pace Analytical Services, LLC.

ANALYTICAL RESULTS

Project: 25220211.00 FMR HIGHWAY CLEAN

Pace Project No.: 40224429

Sample: MW-6 **Lab ID: 40224429012** Collected: 03/31/21 19:15 Received: 04/02/21 07:25 Matrix: Water

Parameters	Results	Units	LOQ	LOD	DF	Prepared	Analyzed	CAS No.	Qual
8260 MSV									
Analytical Method: EPA 8260									
Pace Analytical Services - Green Bay									
Tetrachloroethene	3.5	ug/L	1.1	0.33	1		04/06/21 01:22	127-18-4	
Toluene	<0.27	ug/L	1.0	0.27	1		04/06/21 01:22	108-88-3	
Trichloroethene	<0.26	ug/L	1.0	0.26	1		04/06/21 01:22	79-01-6	
Trichlorofluoromethane	<0.21	ug/L	1.0	0.21	1		04/06/21 01:22	75-69-4	
Vinyl chloride	<0.17	ug/L	1.0	0.17	1		04/06/21 01:22	75-01-4	
Xylene (Total)	<1.5	ug/L	3.0	1.5	1		04/06/21 01:22	1330-20-7	
cis-1,2-Dichloroethene	<0.27	ug/L	1.0	0.27	1		04/06/21 01:22	156-59-2	
cis-1,3-Dichloropropene	<3.6	ug/L	12.1	3.6	1		04/06/21 01:22	10061-01-5	
n-Butylbenzene	<0.71	ug/L	2.4	0.71	1		04/06/21 01:22	104-51-8	
n-Propylbenzene	<0.81	ug/L	5.0	0.81	1		04/06/21 01:22	103-65-1	
p-Isopropyltoluene	<0.80	ug/L	2.7	0.80	1		04/06/21 01:22	99-87-6	
sec-Butylbenzene	<0.85	ug/L	5.0	0.85	1		04/06/21 01:22	135-98-8	
tert-Butylbenzene	<0.30	ug/L	1.0	0.30	1		04/06/21 01:22	98-06-6	
trans-1,2-Dichloroethene	<0.46	ug/L	1.5	0.46	1		04/06/21 01:22	156-60-5	
trans-1,3-Dichloropropene	<4.4	ug/L	14.6	4.4	1		04/06/21 01:22	10061-02-6	
Surrogates									
4-Bromofluorobenzene (S)	100	%	70-130		1		04/06/21 01:22	460-00-4	
Dibromofluoromethane (S)	103	%	70-130		1		04/06/21 01:22	1868-53-7	
Toluene-d8 (S)	101	%	70-130		1		04/06/21 01:22	2037-26-5	

REPORT OF LABORATORY ANALYSIS

This report shall not be reproduced, except in full,
without the written consent of Pace Analytical Services, LLC.

ANALYTICAL RESULTS

Project: 25220211.00 FMR HIGHWAY CLEAN

Pace Project No.: 40224429

Sample: TRIP BLANK **Lab ID: 40224429013** Collected: 03/31/21 00:00 Received: 04/02/21 07:25 Matrix: Water

Parameters	Results	Units	LOQ	LOD	DF	Prepared	Analyzed	CAS No.	Qual
8260 MSV									
Analytical Method: EPA 8260									
Pace Analytical Services - Green Bay									
1,1,1,2-Tetrachloroethane	<0.27	ug/L	1.0	0.27	1		04/05/21 21:05	630-20-6	
1,1,1-Trichloroethane	<0.24	ug/L	1.0	0.24	1		04/05/21 21:05	71-55-6	
1,1,2,2-Tetrachloroethane	<0.28	ug/L	1.0	0.28	1		04/05/21 21:05	79-34-5	
1,1,2-Trichloroethane	<0.55	ug/L	5.0	0.55	1		04/05/21 21:05	79-00-5	
1,1-Dichloroethane	<0.27	ug/L	1.0	0.27	1		04/05/21 21:05	75-34-3	
1,1-Dichloroethene	<0.24	ug/L	1.0	0.24	1		04/05/21 21:05	75-35-4	
1,1-Dichloropropene	<0.54	ug/L	1.8	0.54	1		04/05/21 21:05	563-58-6	
1,2,3-Trichlorobenzene	<2.2	ug/L	7.4	2.2	1		04/05/21 21:05	87-61-6	
1,2,3-Trichloropropane	<0.59	ug/L	5.0	0.59	1		04/05/21 21:05	96-18-4	
1,2,4-Trichlorobenzene	<0.95	ug/L	5.0	0.95	1		04/05/21 21:05	120-82-1	
1,2,4-Trimethylbenzene	<0.84	ug/L	2.8	0.84	1		04/05/21 21:05	95-63-6	
1,2-Dibromo-3-chloropropane	<1.8	ug/L	5.9	1.8	1		04/05/21 21:05	96-12-8	
1,2-Dibromoethane (EDB)	<0.83	ug/L	2.8	0.83	1		04/05/21 21:05	106-93-4	
1,2-Dichlorobenzene	<0.71	ug/L	2.4	0.71	1		04/05/21 21:05	95-50-1	
1,2-Dichloroethane	<0.28	ug/L	1.0	0.28	1		04/05/21 21:05	107-06-2	
1,2-Dichloropropane	<0.28	ug/L	1.0	0.28	1		04/05/21 21:05	78-87-5	
1,3,5-Trimethylbenzene	<0.87	ug/L	2.9	0.87	1		04/05/21 21:05	108-67-8	
1,3-Dichlorobenzene	<0.63	ug/L	2.1	0.63	1		04/05/21 21:05	541-73-1	
1,3-Dichloropropane	<0.83	ug/L	2.8	0.83	1		04/05/21 21:05	142-28-9	
1,4-Dichlorobenzene	<0.94	ug/L	3.1	0.94	1		04/05/21 21:05	106-46-7	
2,2-Dichloropropane	<2.3	ug/L	7.6	2.3	1		04/05/21 21:05	594-20-7	
2-Chlorotoluene	<0.93	ug/L	5.0	0.93	1		04/05/21 21:05	95-49-8	
4-Chlorotoluene	<0.76	ug/L	2.5	0.76	1		04/05/21 21:05	106-43-4	
Benzene	<0.25	ug/L	1.0	0.25	1		04/05/21 21:05	71-43-2	
Bromobenzene	<0.24	ug/L	1.0	0.24	1		04/05/21 21:05	108-86-1	
Bromochloromethane	<0.36	ug/L	5.0	0.36	1		04/05/21 21:05	74-97-5	
Bromodichloromethane	<0.36	ug/L	1.2	0.36	1		04/05/21 21:05	75-27-4	
Bromoform	<4.0	ug/L	13.2	4.0	1		04/05/21 21:05	75-25-2	
Bromomethane	<0.97	ug/L	5.0	0.97	1		04/05/21 21:05	74-83-9	
Carbon tetrachloride	<1.1	ug/L	3.6	1.1	1		04/05/21 21:05	56-23-5	
Chlorobenzene	<0.71	ug/L	2.4	0.71	1		04/05/21 21:05	108-90-7	
Chloroethane	<1.3	ug/L	5.0	1.3	1		04/05/21 21:05	75-00-3	
Chloroform	<1.3	ug/L	5.0	1.3	1		04/05/21 21:05	67-66-3	
Chloromethane	<2.2	ug/L	7.3	2.2	1		04/05/21 21:05	74-87-3	
Dibromochloromethane	<2.6	ug/L	8.7	2.6	1		04/05/21 21:05	124-48-1	
Dibromomethane	<0.94	ug/L	3.1	0.94	1		04/05/21 21:05	74-95-3	
Dichlorodifluoromethane	<0.50	ug/L	5.0	0.50	1		04/05/21 21:05	75-71-8	
Diisopropyl ether	<1.9	ug/L	6.3	1.9	1		04/05/21 21:05	108-20-3	
Ethylbenzene	<0.32	ug/L	1.1	0.32	1		04/05/21 21:05	100-41-4	
Hexachloro-1,3-butadiene	<1.5	ug/L	4.9	1.5	1		04/05/21 21:05	87-68-3	
Isopropylbenzene (Cumene)	<1.7	ug/L	5.6	1.7	1		04/05/21 21:05	98-82-8	
Methyl-tert-butyl ether	<1.2	ug/L	4.2	1.2	1		04/05/21 21:05	1634-04-4	
Methylene Chloride	<0.58	ug/L	5.0	0.58	1		04/05/21 21:05	75-09-2	
Naphthalene	<1.2	ug/L	5.0	1.2	1		04/05/21 21:05	91-20-3	
Styrene	<3.0	ug/L	10.0	3.0	1		04/05/21 21:05	100-42-5	

REPORT OF LABORATORY ANALYSIS

This report shall not be reproduced, except in full,
without the written consent of Pace Analytical Services, LLC.

ANALYTICAL RESULTS

Project: 25220211.00 FMR HIGHWAY CLEAN

Pace Project No.: 40224429

Sample: TRIP BLANK **Lab ID: 40224429013** Collected: 03/31/21 00:00 Received: 04/02/21 07:25 Matrix: Water

Parameters	Results	Units	LOQ	LOD	DF	Prepared	Analyzed	CAS No.	Qual
8260 MSV									
Analytical Method: EPA 8260									
Pace Analytical Services - Green Bay									
Tetrachloroethene	<0.33	ug/L	1.1	0.33	1		04/05/21 21:05	127-18-4	
Toluene	<0.27	ug/L	1.0	0.27	1		04/05/21 21:05	108-88-3	
Trichloroethene	<0.26	ug/L	1.0	0.26	1		04/05/21 21:05	79-01-6	
Trichlorofluoromethane	<0.21	ug/L	1.0	0.21	1		04/05/21 21:05	75-69-4	
Vinyl chloride	<0.17	ug/L	1.0	0.17	1		04/05/21 21:05	75-01-4	
Xylene (Total)	<1.5	ug/L	3.0	1.5	1		04/05/21 21:05	1330-20-7	
cis-1,2-Dichloroethene	<0.27	ug/L	1.0	0.27	1		04/05/21 21:05	156-59-2	
cis-1,3-Dichloropropene	<3.6	ug/L	12.1	3.6	1		04/05/21 21:05	10061-01-5	
n-Butylbenzene	<0.71	ug/L	2.4	0.71	1		04/05/21 21:05	104-51-8	
n-Propylbenzene	<0.81	ug/L	5.0	0.81	1		04/05/21 21:05	103-65-1	
p-Isopropyltoluene	<0.80	ug/L	2.7	0.80	1		04/05/21 21:05	99-87-6	
sec-Butylbenzene	<0.85	ug/L	5.0	0.85	1		04/05/21 21:05	135-98-8	
tert-Butylbenzene	<0.30	ug/L	1.0	0.30	1		04/05/21 21:05	98-06-6	
trans-1,2-Dichloroethene	<0.46	ug/L	1.5	0.46	1		04/05/21 21:05	156-60-5	
trans-1,3-Dichloropropene	<4.4	ug/L	14.6	4.4	1		04/05/21 21:05	10061-02-6	
Surrogates									
4-Bromofluorobenzene (S)	104	%	70-130		1		04/05/21 21:05	460-00-4	
Dibromofluoromethane (S)	101	%	70-130		1		04/05/21 21:05	1868-53-7	
Toluene-d8 (S)	103	%	70-130		1		04/05/21 21:05	2037-26-5	

REPORT OF LABORATORY ANALYSIS

This report shall not be reproduced, except in full,
without the written consent of Pace Analytical Services, LLC.

ANALYTICAL RESULTS

Project: 25220211.00 FMR HIGHWAY CLEAN

Project No.: 40224429

Sample: MW-12 **Lab ID: 40224429014** Collected: 04/01/21 08:40 Received: 04/02/21 07:25 Matrix: Water

Parameters	Results	Units	LOQ	LOD	DF	Prepared	Analyzed	CAS No.	Qual
8260 MSV									
Analytical Method: EPA 8260									
Pace Analytical Services - Green Bay									
1,1,1,2-Tetrachloroethane	<0.27	ug/L	1.0	0.27	1		04/06/21 01:43	630-20-6	
1,1,1-Trichloroethane	<0.24	ug/L	1.0	0.24	1		04/06/21 01:43	71-55-6	
1,1,2,2-Tetrachloroethane	<0.28	ug/L	1.0	0.28	1		04/06/21 01:43	79-34-5	
1,1,2-Trichloroethane	<0.55	ug/L	5.0	0.55	1		04/06/21 01:43	79-00-5	
1,1-Dichloroethane	<0.27	ug/L	1.0	0.27	1		04/06/21 01:43	75-34-3	
1,1-Dichloroethene	<0.24	ug/L	1.0	0.24	1		04/06/21 01:43	75-35-4	
1,1-Dichloropropene	<0.54	ug/L	1.8	0.54	1		04/06/21 01:43	563-58-6	
1,2,3-Trichlorobenzene	<2.2	ug/L	7.4	2.2	1		04/06/21 01:43	87-61-6	
1,2,3-Trichloropropane	<0.59	ug/L	5.0	0.59	1		04/06/21 01:43	96-18-4	
1,2,4-Trichlorobenzene	<0.95	ug/L	5.0	0.95	1		04/06/21 01:43	120-82-1	
1,2,4-Trimethylbenzene	<0.84	ug/L	2.8	0.84	1		04/06/21 01:43	95-63-6	
1,2-Dibromo-3-chloropropane	<1.8	ug/L	5.9	1.8	1		04/06/21 01:43	96-12-8	
1,2-Dibromoethane (EDB)	<0.83	ug/L	2.8	0.83	1		04/06/21 01:43	106-93-4	
1,2-Dichlorobenzene	<0.71	ug/L	2.4	0.71	1		04/06/21 01:43	95-50-1	
1,2-Dichloroethane	<0.28	ug/L	1.0	0.28	1		04/06/21 01:43	107-06-2	
1,2-Dichloropropane	<0.28	ug/L	1.0	0.28	1		04/06/21 01:43	78-87-5	
1,3,5-Trimethylbenzene	<0.87	ug/L	2.9	0.87	1		04/06/21 01:43	108-67-8	
1,3-Dichlorobenzene	<0.63	ug/L	2.1	0.63	1		04/06/21 01:43	541-73-1	
1,3-Dichloropropane	<0.83	ug/L	2.8	0.83	1		04/06/21 01:43	142-28-9	
1,4-Dichlorobenzene	<0.94	ug/L	3.1	0.94	1		04/06/21 01:43	106-46-7	
2,2-Dichloropropane	<2.3	ug/L	7.6	2.3	1		04/06/21 01:43	594-20-7	
2-Chlorotoluene	<0.93	ug/L	5.0	0.93	1		04/06/21 01:43	95-49-8	
4-Chlorotoluene	<0.76	ug/L	2.5	0.76	1		04/06/21 01:43	106-43-4	
Benzene	<0.25	ug/L	1.0	0.25	1		04/06/21 01:43	71-43-2	
Bromobenzene	<0.24	ug/L	1.0	0.24	1		04/06/21 01:43	108-86-1	
Bromochloromethane	<0.36	ug/L	5.0	0.36	1		04/06/21 01:43	74-97-5	
Bromodichloromethane	<0.36	ug/L	1.2	0.36	1		04/06/21 01:43	75-27-4	
Bromoform	<4.0	ug/L	13.2	4.0	1		04/06/21 01:43	75-25-2	
Bromomethane	<0.97	ug/L	5.0	0.97	1		04/06/21 01:43	74-83-9	
Carbon tetrachloride	<1.1	ug/L	3.6	1.1	1		04/06/21 01:43	56-23-5	
Chlorobenzene	<0.71	ug/L	2.4	0.71	1		04/06/21 01:43	108-90-7	
Chloroethane	<1.3	ug/L	5.0	1.3	1		04/06/21 01:43	75-00-3	
Chloroform	<1.3	ug/L	5.0	1.3	1		04/06/21 01:43	67-66-3	
Chloromethane	<2.2	ug/L	7.3	2.2	1		04/06/21 01:43	74-87-3	
Dibromochloromethane	<2.6	ug/L	8.7	2.6	1		04/06/21 01:43	124-48-1	
Dibromomethane	<0.94	ug/L	3.1	0.94	1		04/06/21 01:43	74-95-3	
Dichlorodifluoromethane	<0.50	ug/L	5.0	0.50	1		04/06/21 01:43	75-71-8	
Diisopropyl ether	<1.9	ug/L	6.3	1.9	1		04/06/21 01:43	108-20-3	
Ethylbenzene	<0.32	ug/L	1.1	0.32	1		04/06/21 01:43	100-41-4	
Hexachloro-1,3-butadiene	<1.5	ug/L	4.9	1.5	1		04/06/21 01:43	87-68-3	
Isopropylbenzene (Cumene)	<1.7	ug/L	5.6	1.7	1		04/06/21 01:43	98-82-8	
Methyl-tert-butyl ether	<1.2	ug/L	4.2	1.2	1		04/06/21 01:43	1634-04-4	
Methylene Chloride	<0.58	ug/L	5.0	0.58	1		04/06/21 01:43	75-09-2	
Naphthalene	<1.2	ug/L	5.0	1.2	1		04/06/21 01:43	91-20-3	
Styrene	<3.0	ug/L	10.0	3.0	1		04/06/21 01:43	100-42-5	

REPORT OF LABORATORY ANALYSIS

This report shall not be reproduced, except in full,
without the written consent of Pace Analytical Services, LLC.

ANALYTICAL RESULTS

Project: 25220211.00 FMR HIGHWAY CLEAN

Pace Project No.: 40224429

Sample: MW-12 **Lab ID: 40224429014** Collected: 04/01/21 08:40 Received: 04/02/21 07:25 Matrix: Water

Parameters	Results	Units	LOQ	LOD	DF	Prepared	Analyzed	CAS No.	Qual
8260 MSV									
Analytical Method: EPA 8260									
Pace Analytical Services - Green Bay									
Tetrachloroethene	9.9	ug/L	1.1	0.33	1		04/06/21 01:43	127-18-4	
Toluene	<0.27	ug/L	1.0	0.27	1		04/06/21 01:43	108-88-3	
Trichloroethene	<0.26	ug/L	1.0	0.26	1		04/06/21 01:43	79-01-6	
Trichlorofluoromethane	<0.21	ug/L	1.0	0.21	1		04/06/21 01:43	75-69-4	
Vinyl chloride	<0.17	ug/L	1.0	0.17	1		04/06/21 01:43	75-01-4	
Xylene (Total)	<1.5	ug/L	3.0	1.5	1		04/06/21 01:43	1330-20-7	
cis-1,2-Dichloroethene	<0.27	ug/L	1.0	0.27	1		04/06/21 01:43	156-59-2	
cis-1,3-Dichloropropene	<3.6	ug/L	12.1	3.6	1		04/06/21 01:43	10061-01-5	
n-Butylbenzene	<0.71	ug/L	2.4	0.71	1		04/06/21 01:43	104-51-8	
n-Propylbenzene	<0.81	ug/L	5.0	0.81	1		04/06/21 01:43	103-65-1	
p-Isopropyltoluene	<0.80	ug/L	2.7	0.80	1		04/06/21 01:43	99-87-6	
sec-Butylbenzene	<0.85	ug/L	5.0	0.85	1		04/06/21 01:43	135-98-8	
tert-Butylbenzene	<0.30	ug/L	1.0	0.30	1		04/06/21 01:43	98-06-6	
trans-1,2-Dichloroethene	<0.46	ug/L	1.5	0.46	1		04/06/21 01:43	156-60-5	
trans-1,3-Dichloropropene	<4.4	ug/L	14.6	4.4	1		04/06/21 01:43	10061-02-6	
Surrogates									
4-Bromofluorobenzene (S)	101	%	70-130		1		04/06/21 01:43	460-00-4	
Dibromofluoromethane (S)	102	%	70-130		1		04/06/21 01:43	1868-53-7	
Toluene-d8 (S)	101	%	70-130		1		04/06/21 01:43	2037-26-5	

REPORT OF LABORATORY ANALYSIS

This report shall not be reproduced, except in full,
without the written consent of Pace Analytical Services, LLC.

ANALYTICAL RESULTS

Project: 25220211.00 FMR HIGHWAY CLEAN

Pace Project No.: 40224429

Sample: MW-8 **Lab ID: 40224429015** Collected: 04/01/21 10:10 Received: 04/02/21 07:25 Matrix: Water

Parameters	Results	Units	LOQ	LOD	DF	Prepared	Analyzed	CAS No.	Qual
8260 MSV									
Analytical Method: EPA 8260									
Pace Analytical Services - Green Bay									
1,1,1,2-Tetrachloroethane	<0.27	ug/L	1.0	0.27	1		04/06/21 02:05	630-20-6	
1,1,1-Trichloroethane	<0.24	ug/L	1.0	0.24	1		04/06/21 02:05	71-55-6	
1,1,2,2-Tetrachloroethane	<0.28	ug/L	1.0	0.28	1		04/06/21 02:05	79-34-5	
1,1,2-Trichloroethane	<0.55	ug/L	5.0	0.55	1		04/06/21 02:05	79-00-5	
1,1-Dichloroethane	<0.27	ug/L	1.0	0.27	1		04/06/21 02:05	75-34-3	
1,1-Dichloroethene	<0.24	ug/L	1.0	0.24	1		04/06/21 02:05	75-35-4	
1,1-Dichloropropene	<0.54	ug/L	1.8	0.54	1		04/06/21 02:05	563-58-6	
1,2,3-Trichlorobenzene	<2.2	ug/L	7.4	2.2	1		04/06/21 02:05	87-61-6	
1,2,3-Trichloropropane	<0.59	ug/L	5.0	0.59	1		04/06/21 02:05	96-18-4	
1,2,4-Trichlorobenzene	<0.95	ug/L	5.0	0.95	1		04/06/21 02:05	120-82-1	
1,2,4-Trimethylbenzene	<0.84	ug/L	2.8	0.84	1		04/06/21 02:05	95-63-6	
1,2-Dibromo-3-chloropropane	<1.8	ug/L	5.9	1.8	1		04/06/21 02:05	96-12-8	
1,2-Dibromoethane (EDB)	<0.83	ug/L	2.8	0.83	1		04/06/21 02:05	106-93-4	
1,2-Dichlorobenzene	<0.71	ug/L	2.4	0.71	1		04/06/21 02:05	95-50-1	
1,2-Dichloroethane	<0.28	ug/L	1.0	0.28	1		04/06/21 02:05	107-06-2	
1,2-Dichloropropane	<0.28	ug/L	1.0	0.28	1		04/06/21 02:05	78-87-5	
1,3,5-Trimethylbenzene	<0.87	ug/L	2.9	0.87	1		04/06/21 02:05	108-67-8	
1,3-Dichlorobenzene	<0.63	ug/L	2.1	0.63	1		04/06/21 02:05	541-73-1	
1,3-Dichloropropane	<0.83	ug/L	2.8	0.83	1		04/06/21 02:05	142-28-9	
1,4-Dichlorobenzene	<0.94	ug/L	3.1	0.94	1		04/06/21 02:05	106-46-7	
2,2-Dichloropropane	<2.3	ug/L	7.6	2.3	1		04/06/21 02:05	594-20-7	
2-Chlorotoluene	<0.93	ug/L	5.0	0.93	1		04/06/21 02:05	95-49-8	
4-Chlorotoluene	<0.76	ug/L	2.5	0.76	1		04/06/21 02:05	106-43-4	
Benzene	<0.25	ug/L	1.0	0.25	1		04/06/21 02:05	71-43-2	
Bromobenzene	<0.24	ug/L	1.0	0.24	1		04/06/21 02:05	108-86-1	
Bromochloromethane	<0.36	ug/L	5.0	0.36	1		04/06/21 02:05	74-97-5	
Bromodichloromethane	<0.36	ug/L	1.2	0.36	1		04/06/21 02:05	75-27-4	
Bromoform	<4.0	ug/L	13.2	4.0	1		04/06/21 02:05	75-25-2	
Bromomethane	<0.97	ug/L	5.0	0.97	1		04/06/21 02:05	74-83-9	
Carbon tetrachloride	<1.1	ug/L	3.6	1.1	1		04/06/21 02:05	56-23-5	
Chlorobenzene	<0.71	ug/L	2.4	0.71	1		04/06/21 02:05	108-90-7	
Chloroethane	<1.3	ug/L	5.0	1.3	1		04/06/21 02:05	75-00-3	
Chloroform	<1.3	ug/L	5.0	1.3	1		04/06/21 02:05	67-66-3	
Chloromethane	<2.2	ug/L	7.3	2.2	1		04/06/21 02:05	74-87-3	
Dibromochloromethane	<2.6	ug/L	8.7	2.6	1		04/06/21 02:05	124-48-1	
Dibromomethane	<0.94	ug/L	3.1	0.94	1		04/06/21 02:05	74-95-3	
Dichlorodifluoromethane	<0.50	ug/L	5.0	0.50	1		04/06/21 02:05	75-71-8	
Diisopropyl ether	<1.9	ug/L	6.3	1.9	1		04/06/21 02:05	108-20-3	
Ethylbenzene	<0.32	ug/L	1.1	0.32	1		04/06/21 02:05	100-41-4	
Hexachloro-1,3-butadiene	<1.5	ug/L	4.9	1.5	1		04/06/21 02:05	87-68-3	
Isopropylbenzene (Cumene)	<1.7	ug/L	5.6	1.7	1		04/06/21 02:05	98-82-8	
Methyl-tert-butyl ether	<1.2	ug/L	4.2	1.2	1		04/06/21 02:05	1634-04-4	
Methylene Chloride	<0.58	ug/L	5.0	0.58	1		04/06/21 02:05	75-09-2	
Naphthalene	<1.2	ug/L	5.0	1.2	1		04/06/21 02:05	91-20-3	
Styrene	<3.0	ug/L	10.0	3.0	1		04/06/21 02:05	100-42-5	

REPORT OF LABORATORY ANALYSIS

This report shall not be reproduced, except in full,
without the written consent of Pace Analytical Services, LLC.

ANALYTICAL RESULTS

Project: 25220211.00 FMR HIGHWAY CLEAN

Pace Project No.: 40224429

Sample: MW-8 **Lab ID: 40224429015** Collected: 04/01/21 10:10 Received: 04/02/21 07:25 Matrix: Water

Parameters	Results	Units	LOQ	LOD	DF	Prepared	Analyzed	CAS No.	Qual
8260 MSV									
Analytical Method: EPA 8260									
Pace Analytical Services - Green Bay									
Tetrachloroethene	6.6	ug/L	1.1	0.33	1		04/06/21 02:05	127-18-4	
Toluene	<0.27	ug/L	1.0	0.27	1		04/06/21 02:05	108-88-3	
Trichloroethene	<0.26	ug/L	1.0	0.26	1		04/06/21 02:05	79-01-6	
Trichlorofluoromethane	<0.21	ug/L	1.0	0.21	1		04/06/21 02:05	75-69-4	
Vinyl chloride	<0.17	ug/L	1.0	0.17	1		04/06/21 02:05	75-01-4	
Xylene (Total)	<1.5	ug/L	3.0	1.5	1		04/06/21 02:05	1330-20-7	
cis-1,2-Dichloroethene	<0.27	ug/L	1.0	0.27	1		04/06/21 02:05	156-59-2	
cis-1,3-Dichloropropene	<3.6	ug/L	12.1	3.6	1		04/06/21 02:05	10061-01-5	
n-Butylbenzene	<0.71	ug/L	2.4	0.71	1		04/06/21 02:05	104-51-8	
n-Propylbenzene	<0.81	ug/L	5.0	0.81	1		04/06/21 02:05	103-65-1	
p-Isopropyltoluene	<0.80	ug/L	2.7	0.80	1		04/06/21 02:05	99-87-6	
sec-Butylbenzene	<0.85	ug/L	5.0	0.85	1		04/06/21 02:05	135-98-8	
tert-Butylbenzene	<0.30	ug/L	1.0	0.30	1		04/06/21 02:05	98-06-6	
trans-1,2-Dichloroethene	<0.46	ug/L	1.5	0.46	1		04/06/21 02:05	156-60-5	
trans-1,3-Dichloropropene	<4.4	ug/L	14.6	4.4	1		04/06/21 02:05	10061-02-6	
Surrogates									
4-Bromofluorobenzene (S)	102	%	70-130		1		04/06/21 02:05	460-00-4	
Dibromofluoromethane (S)	104	%	70-130		1		04/06/21 02:05	1868-53-7	
Toluene-d8 (S)	103	%	70-130		1		04/06/21 02:05	2037-26-5	

REPORT OF LABORATORY ANALYSIS

This report shall not be reproduced, except in full,
without the written consent of Pace Analytical Services, LLC.

ANALYTICAL RESULTS

Project: 25220211.00 FMR HIGHWAY CLEAN

Pace Project No.: 40224429

Sample: PZ-4 **Lab ID: 40224429016** Collected: 04/01/21 10:55 Received: 04/02/21 07:25 Matrix: Water

Parameters	Results	Units	LOQ	LOD	DF	Prepared	Analyzed	CAS No.	Qual
8260 MSV									
Analytical Method: EPA 8260									
Pace Analytical Services - Green Bay									
1,1,1,2-Tetrachloroethane	<0.27	ug/L	1.0	0.27	1		04/06/21 02:26	630-20-6	
1,1,1-Trichloroethane	<0.24	ug/L	1.0	0.24	1		04/06/21 02:26	71-55-6	
1,1,2,2-Tetrachloroethane	<0.28	ug/L	1.0	0.28	1		04/06/21 02:26	79-34-5	
1,1,2-Trichloroethane	<0.55	ug/L	5.0	0.55	1		04/06/21 02:26	79-00-5	
1,1-Dichloroethane	<0.27	ug/L	1.0	0.27	1		04/06/21 02:26	75-34-3	
1,1-Dichloroethene	<0.24	ug/L	1.0	0.24	1		04/06/21 02:26	75-35-4	
1,1-Dichloropropene	<0.54	ug/L	1.8	0.54	1		04/06/21 02:26	563-58-6	
1,2,3-Trichlorobenzene	<2.2	ug/L	7.4	2.2	1		04/06/21 02:26	87-61-6	
1,2,3-Trichloropropane	<0.59	ug/L	5.0	0.59	1		04/06/21 02:26	96-18-4	
1,2,4-Trichlorobenzene	<0.95	ug/L	5.0	0.95	1		04/06/21 02:26	120-82-1	
1,2,4-Trimethylbenzene	<0.84	ug/L	2.8	0.84	1		04/06/21 02:26	95-63-6	
1,2-Dibromo-3-chloropropane	<1.8	ug/L	5.9	1.8	1		04/06/21 02:26	96-12-8	
1,2-Dibromoethane (EDB)	<0.83	ug/L	2.8	0.83	1		04/06/21 02:26	106-93-4	
1,2-Dichlorobenzene	<0.71	ug/L	2.4	0.71	1		04/06/21 02:26	95-50-1	
1,2-Dichloroethane	<0.28	ug/L	1.0	0.28	1		04/06/21 02:26	107-06-2	
1,2-Dichloropropane	<0.28	ug/L	1.0	0.28	1		04/06/21 02:26	78-87-5	
1,3,5-Trimethylbenzene	<0.87	ug/L	2.9	0.87	1		04/06/21 02:26	108-67-8	
1,3-Dichlorobenzene	<0.63	ug/L	2.1	0.63	1		04/06/21 02:26	541-73-1	
1,3-Dichloropropane	<0.83	ug/L	2.8	0.83	1		04/06/21 02:26	142-28-9	
1,4-Dichlorobenzene	<0.94	ug/L	3.1	0.94	1		04/06/21 02:26	106-46-7	
2,2-Dichloropropane	<2.3	ug/L	7.6	2.3	1		04/06/21 02:26	594-20-7	
2-Chlorotoluene	<0.93	ug/L	5.0	0.93	1		04/06/21 02:26	95-49-8	
4-Chlorotoluene	<0.76	ug/L	2.5	0.76	1		04/06/21 02:26	106-43-4	
Benzene	<0.25	ug/L	1.0	0.25	1		04/06/21 02:26	71-43-2	
Bromobenzene	<0.24	ug/L	1.0	0.24	1		04/06/21 02:26	108-86-1	
Bromochloromethane	<0.36	ug/L	5.0	0.36	1		04/06/21 02:26	74-97-5	
Bromodichloromethane	<0.36	ug/L	1.2	0.36	1		04/06/21 02:26	75-27-4	
Bromoform	<4.0	ug/L	13.2	4.0	1		04/06/21 02:26	75-25-2	
Bromomethane	<0.97	ug/L	5.0	0.97	1		04/06/21 02:26	74-83-9	
Carbon tetrachloride	<1.1	ug/L	3.6	1.1	1		04/06/21 02:26	56-23-5	
Chlorobenzene	<0.71	ug/L	2.4	0.71	1		04/06/21 02:26	108-90-7	
Chloroethane	<1.3	ug/L	5.0	1.3	1		04/06/21 02:26	75-00-3	
Chloroform	<1.3	ug/L	5.0	1.3	1		04/06/21 02:26	67-66-3	
Chloromethane	<2.2	ug/L	7.3	2.2	1		04/06/21 02:26	74-87-3	
Dibromochloromethane	<2.6	ug/L	8.7	2.6	1		04/06/21 02:26	124-48-1	
Dibromomethane	<0.94	ug/L	3.1	0.94	1		04/06/21 02:26	74-95-3	
Dichlorodifluoromethane	<0.50	ug/L	5.0	0.50	1		04/06/21 02:26	75-71-8	
Diisopropyl ether	<1.9	ug/L	6.3	1.9	1		04/06/21 02:26	108-20-3	
Ethylbenzene	<0.32	ug/L	1.1	0.32	1		04/06/21 02:26	100-41-4	
Hexachloro-1,3-butadiene	<1.5	ug/L	4.9	1.5	1		04/06/21 02:26	87-68-3	
Isopropylbenzene (Cumene)	<1.7	ug/L	5.6	1.7	1		04/06/21 02:26	98-82-8	
Methyl-tert-butyl ether	<1.2	ug/L	4.2	1.2	1		04/06/21 02:26	1634-04-4	
Methylene Chloride	<0.58	ug/L	5.0	0.58	1		04/06/21 02:26	75-09-2	
Naphthalene	<1.2	ug/L	5.0	1.2	1		04/06/21 02:26	91-20-3	
Styrene	<3.0	ug/L	10.0	3.0	1		04/06/21 02:26	100-42-5	

REPORT OF LABORATORY ANALYSIS

This report shall not be reproduced, except in full,
without the written consent of Pace Analytical Services, LLC.

ANALYTICAL RESULTS

Project: 25220211.00 FMR HIGHWAY CLEAN

Pace Project No.: 40224429

Sample: PZ-4 **Lab ID: 40224429016** Collected: 04/01/21 10:55 Received: 04/02/21 07:25 Matrix: Water

Parameters	Results	Units	LOQ	LOD	DF	Prepared	Analyzed	CAS No.	Qual
8260 MSV									
Analytical Method: EPA 8260									
Pace Analytical Services - Green Bay									
Tetrachloroethene	<0.33	ug/L	1.1	0.33	1		04/06/21 02:26	127-18-4	
Toluene	<0.27	ug/L	1.0	0.27	1		04/06/21 02:26	108-88-3	
Trichloroethene	<0.26	ug/L	1.0	0.26	1		04/06/21 02:26	79-01-6	
Trichlorofluoromethane	<0.21	ug/L	1.0	0.21	1		04/06/21 02:26	75-69-4	
Vinyl chloride	<0.17	ug/L	1.0	0.17	1		04/06/21 02:26	75-01-4	
Xylene (Total)	<1.5	ug/L	3.0	1.5	1		04/06/21 02:26	1330-20-7	
cis-1,2-Dichloroethene	<0.27	ug/L	1.0	0.27	1		04/06/21 02:26	156-59-2	
cis-1,3-Dichloropropene	<3.6	ug/L	12.1	3.6	1		04/06/21 02:26	10061-01-5	
n-Butylbenzene	<0.71	ug/L	2.4	0.71	1		04/06/21 02:26	104-51-8	
n-Propylbenzene	<0.81	ug/L	5.0	0.81	1		04/06/21 02:26	103-65-1	
p-Isopropyltoluene	<0.80	ug/L	2.7	0.80	1		04/06/21 02:26	99-87-6	
sec-Butylbenzene	<0.85	ug/L	5.0	0.85	1		04/06/21 02:26	135-98-8	
tert-Butylbenzene	<0.30	ug/L	1.0	0.30	1		04/06/21 02:26	98-06-6	
trans-1,2-Dichloroethene	<0.46	ug/L	1.5	0.46	1		04/06/21 02:26	156-60-5	
trans-1,3-Dichloropropene	<4.4	ug/L	14.6	4.4	1		04/06/21 02:26	10061-02-6	
Surrogates									
4-Bromofluorobenzene (S)	101	%	70-130		1		04/06/21 02:26	460-00-4	
Dibromofluoromethane (S)	105	%	70-130		1		04/06/21 02:26	1868-53-7	
Toluene-d8 (S)	102	%	70-130		1		04/06/21 02:26	2037-26-5	

REPORT OF LABORATORY ANALYSIS

This report shall not be reproduced, except in full,
without the written consent of Pace Analytical Services, LLC.

QUALITY CONTROL DATA

Project: 25220211.00 FMR HIGHWAY CLEAN

Pace Project No.: 40224429

QC Batch: 381439

Analysis Method: EPA 8260

QC Batch Method: EPA 8260

Analysis Description: 8260 MSV

Laboratory: Pace Analytical Services - Green Bay

Associated Lab Samples: 40224429001, 40224429002, 40224429003, 40224429004, 40224429005, 40224429006, 40224429007, 40224429008, 40224429009, 40224429010, 40224429011, 40224429012, 40224429013, 40224429014, 40224429015, 40224429016

METHOD BLANK: 2200301

Matrix: Water

Associated Lab Samples: 40224429001, 40224429002, 40224429003, 40224429004, 40224429005, 40224429006, 40224429007, 40224429008, 40224429009, 40224429010, 40224429011, 40224429012, 40224429013, 40224429014, 40224429015, 40224429016

Parameter	Units	Blank Result	Reporting Limit	Analyzed	Qualifiers
1,1,1,2-Tetrachloroethane	ug/L	<0.27	1.0	04/05/21 16:04	
1,1,1-Trichloroethane	ug/L	<0.24	1.0	04/05/21 16:04	
1,1,2,2-Tetrachloroethane	ug/L	<0.28	1.0	04/05/21 16:04	
1,1,2-Trichloroethane	ug/L	<0.55	5.0	04/05/21 16:04	
1,1-Dichloroethane	ug/L	<0.27	1.0	04/05/21 16:04	
1,1-Dichloroethene	ug/L	<0.24	1.0	04/05/21 16:04	
1,1-Dichloropropene	ug/L	<0.54	1.8	04/05/21 16:04	
1,2,3-Trichlorobenzene	ug/L	<2.2	7.4	04/05/21 16:04	
1,2,3-Trichloropropane	ug/L	<0.59	5.0	04/05/21 16:04	
1,2,4-Trichlorobenzene	ug/L	<0.95	5.0	04/05/21 16:04	
1,2,4-Trimethylbenzene	ug/L	<0.84	2.8	04/05/21 16:04	
1,2-Dibromo-3-chloropropane	ug/L	<1.8	5.9	04/05/21 16:04	
1,2-Dibromoethane (EDB)	ug/L	<0.83	2.8	04/05/21 16:04	
1,2-Dichlorobenzene	ug/L	<0.71	2.4	04/05/21 16:04	
1,2-Dichloroethane	ug/L	<0.28	1.0	04/05/21 16:04	
1,2-Dichloropropane	ug/L	<0.28	1.0	04/05/21 16:04	
1,3,5-Trimethylbenzene	ug/L	<0.87	2.9	04/05/21 16:04	
1,3-Dichlorobenzene	ug/L	<0.63	2.1	04/05/21 16:04	
1,3-Dichloropropane	ug/L	<0.83	2.8	04/05/21 16:04	
1,4-Dichlorobenzene	ug/L	<0.94	3.1	04/05/21 16:04	
2,2-Dichloropropane	ug/L	<2.3	7.6	04/05/21 16:04	
2-Chlorotoluene	ug/L	<0.93	5.0	04/05/21 16:04	
4-Chlorotoluene	ug/L	<0.76	2.5	04/05/21 16:04	
Benzene	ug/L	<0.25	1.0	04/05/21 16:04	
Bromobenzene	ug/L	<0.24	1.0	04/05/21 16:04	
Bromochloromethane	ug/L	<0.36	5.0	04/05/21 16:04	
Bromodichloromethane	ug/L	<0.36	1.2	04/05/21 16:04	
Bromoform	ug/L	<4.0	13.2	04/05/21 16:04	
Bromomethane	ug/L	<0.97	5.0	04/05/21 16:04	
Carbon tetrachloride	ug/L	<1.1	3.6	04/05/21 16:04	
Chlorobenzene	ug/L	<0.71	2.4	04/05/21 16:04	
Chloroethane	ug/L	<1.3	5.0	04/05/21 16:04	
Chloroform	ug/L	<1.3	5.0	04/05/21 16:04	
Chloromethane	ug/L	<2.2	7.3	04/05/21 16:04	
cis-1,2-Dichloroethene	ug/L	<0.27	1.0	04/05/21 16:04	
cis-1,3-Dichloropropene	ug/L	<3.6	12.1	04/05/21 16:04	
Dibromochloromethane	ug/L	<2.6	8.7	04/05/21 16:04	

Results presented on this page are in the units indicated by the "Units" column except where an alternate unit is presented to the right of the result.

REPORT OF LABORATORY ANALYSIS

This report shall not be reproduced, except in full,
without the written consent of Pace Analytical Services, LLC.

QUALITY CONTROL DATA

Project: 25220211.00 FMR HIGHWAY CLEAN
Pace Project No.: 40224429

METHOD BLANK: 2200301

Matrix: Water

Associated Lab Samples: 40224429001, 40224429002, 40224429003, 40224429004, 40224429005, 40224429006, 40224429007, 40224429008, 40224429009, 40224429010, 40224429011, 40224429012, 40224429013, 40224429014, 40224429015, 40224429016

Parameter	Units	Blank Result	Reporting Limit	Analyzed	Qualifiers
Dibromomethane	ug/L	<0.94	3.1	04/05/21 16:04	
Dichlorodifluoromethane	ug/L	<0.50	5.0	04/05/21 16:04	
Diisopropyl ether	ug/L	<1.9	6.3	04/05/21 16:04	
Ethylbenzene	ug/L	<0.32	1.1	04/05/21 16:04	
Hexachloro-1,3-butadiene	ug/L	<1.5	4.9	04/05/21 16:04	
Isopropylbenzene (Cumene)	ug/L	<1.7	5.6	04/05/21 16:04	
Methyl-tert-butyl ether	ug/L	<1.2	4.2	04/05/21 16:04	
Methylene Chloride	ug/L	<0.58	5.0	04/05/21 16:04	
n-Butylbenzene	ug/L	<0.71	2.4	04/05/21 16:04	
n-Propylbenzene	ug/L	<0.81	5.0	04/05/21 16:04	
Naphthalene	ug/L	<1.2	5.0	04/05/21 16:04	
p-Isopropyltoluene	ug/L	<0.80	2.7	04/05/21 16:04	
sec-Butylbenzene	ug/L	<0.85	5.0	04/05/21 16:04	
Styrene	ug/L	<3.0	10.0	04/05/21 16:04	
tert-Butylbenzene	ug/L	<0.30	1.0	04/05/21 16:04	
Tetrachloroethene	ug/L	<0.33	1.1	04/05/21 16:04	
Toluene	ug/L	<0.27	1.0	04/05/21 16:04	
trans-1,2-Dichloroethene	ug/L	<0.46	1.5	04/05/21 16:04	
trans-1,3-Dichloropropene	ug/L	<4.4	14.6	04/05/21 16:04	
Trichloroethene	ug/L	<0.26	1.0	04/05/21 16:04	
Trichlorofluoromethane	ug/L	<0.21	1.0	04/05/21 16:04	
Vinyl chloride	ug/L	<0.17	1.0	04/05/21 16:04	
Xylene (Total)	ug/L	<1.5	3.0	04/05/21 16:04	
4-Bromofluorobenzene (S)	%	104	70-130	04/05/21 16:04	
Dibromofluoromethane (S)	%	102	70-130	04/05/21 16:04	
Toluene-d8 (S)	%	103	70-130	04/05/21 16:04	

LABORATORY CONTROL SAMPLE: 2200302

Parameter	Units	Spike Conc.	LCS Result	LCS % Rec	% Rec Limits	Qualifiers
1,1,1-Trichloroethane	ug/L	50	54.5	109	70-130	
1,1,2,2-Tetrachloroethane	ug/L	50	53.1	106	66-130	
1,1,2-Trichloroethane	ug/L	50	59.1	118	70-130	
1,1-Dichloroethane	ug/L	50	53.6	107	68-132	
1,1-Dichloroethene	ug/L	50	50.0	100	85-126	
1,2,4-Trichlorobenzene	ug/L	50	53.4	107	70-130	
1,2-Dibromo-3-chloropropane	ug/L	50	52.9	106	51-126	
1,2-Dibromoethane (EDB)	ug/L	50	55.8	112	70-130	
1,2-Dichlorobenzene	ug/L	50	52.8	106	70-130	
1,2-Dichloroethane	ug/L	50	55.5	111	70-130	
1,2-Dichloropropane	ug/L	50	57.1	114	78-125	
1,3-Dichlorobenzene	ug/L	50	53.3	107	70-130	

Results presented on this page are in the units indicated by the "Units" column except where an alternate unit is presented to the right of the result.

REPORT OF LABORATORY ANALYSIS

This report shall not be reproduced, except in full,
without the written consent of Pace Analytical Services, LLC.

QUALITY CONTROL DATA

Project: 25220211.00 FMR HIGHWAY CLEAN
Pace Project No.: 40224429

LABORATORY CONTROL SAMPLE: 2200302

Parameter	Units	Spike Conc.	LCS Result	LCS % Rec	% Rec Limits	Qualifiers
1,4-Dichlorobenzene	ug/L	50	53.7	107	70-130	
Benzene	ug/L	50	52.4	105	70-132	
Bromodichloromethane	ug/L	50	58.7	117	70-130	
Bromoform	ug/L	50	58.1	116	65-130	
Bromomethane	ug/L	50	43.7	87	44-128	
Carbon tetrachloride	ug/L	50	58.7	117	70-130	
Chlorobenzene	ug/L	50	58.2	116	70-130	
Chloroethane	ug/L	50	49.9	100	73-137	
Chloroform	ug/L	50	55.0	110	80-122	
Chloromethane	ug/L	50	41.7	83	27-148	
cis-1,2-Dichloroethene	ug/L	50	52.0	104	70-130	
cis-1,3-Dichloropropene	ug/L	50	57.0	114	70-130	
Dibromochloromethane	ug/L	50	53.1	106	70-130	
Dichlorodifluoromethane	ug/L	50	39.4	79	22-151	
Ethylbenzene	ug/L	50	57.6	115	80-123	
Isopropylbenzene (Cumene)	ug/L	50	57.2	114	70-130	
Methyl-tert-butyl ether	ug/L	50	51.8	104	66-130	
Methylene Chloride	ug/L	50	49.4	99	70-130	
Styrene	ug/L	50	58.0	116	70-130	
Tetrachloroethene	ug/L	50	59.2	118	70-130	
Toluene	ug/L	50	56.3	113	80-121	
trans-1,2-Dichloroethene	ug/L	50	49.0	98	70-130	
trans-1,3-Dichloropropene	ug/L	50	57.6	115	58-125	
Trichloroethene	ug/L	50	60.9	122	70-130	
Trichlorofluoromethane	ug/L	50	56.8	114	84-148	
Vinyl chloride	ug/L	50	46.5	93	63-142	
Xylene (Total)	ug/L	150	171	114	70-130	
4-Bromofluorobenzene (S)	%			109	70-130	
Dibromofluoromethane (S)	%			102	70-130	
Toluene-d8 (S)	%			103	70-130	

MATRIX SPIKE & MATRIX SPIKE DUPLICATE: 2200553 2200554

Parameter	Units	MS		MSD		MS Result	MSD Result	MS % Rec	MSD % Rec	% Rec Limits	RPD	Max RPD	Qual
		40224429010 Result	Spike Conc.	Spike Conc.	Result								
1,1,1-Trichloroethane	ug/L	<0.24	50	50	53.2	51.6	106	103	70-130	3	20		
1,1,2,2-Tetrachloroethane	ug/L	<0.28	50	50	51.3	48.2	103	96	66-130	6	20		
1,1,2-Trichloroethane	ug/L	<0.55	50	50	55.0	53.8	110	108	70-130	2	20		
1,1-Dichloroethane	ug/L	<0.27	50	50	51.6	49.9	103	100	68-132	3	20		
1,1-Dichloroethene	ug/L	<0.24	50	50	48.5	48.3	97	97	76-132	1	20		
1,2,4-Trichlorobenzene	ug/L	<0.95	50	50	50.5	49.5	101	99	70-130	2	20		
1,2-Dibromo-3-chloropropane	ug/L	<1.8	50	50	47.2	48.2	94	96	51-126	2	20		
1,2-Dibromoethane (EDB)	ug/L	<0.83	50	50	52.0	50.6	104	101	70-130	3	20		
1,2-Dichlorobenzene	ug/L	<0.71	50	50	51.2	49.0	102	98	70-130	4	20		

Results presented on this page are in the units indicated by the "Units" column except where an alternate unit is presented to the right of the result.

REPORT OF LABORATORY ANALYSIS

This report shall not be reproduced, except in full,
without the written consent of Pace Analytical Services, LLC.

QUALITY CONTROL DATA

Project: 25220211.00 FMR HIGHWAY CLEAN
Pace Project No.: 40224429

MATRIX SPIKE & MATRIX SPIKE DUPLICATE: 2200553 2200554												
Parameter	Units	MS		MSD		MS Result	MSD Result	MS % Rec	MSD % Rec	% Rec Limits	Max RPD	Qual
		40224429010 Result	Spike Conc.	Spike Conc.	MS Result							
1,2-Dichloroethane	ug/L	<0.28	50	50	52.5	51.7	105	103	70-130	2	20	
1,2-Dichloropropane	ug/L	<0.28	50	50	54.0	54.6	108	109	77-125	1	20	
1,3-Dichlorobenzene	ug/L	<0.63	50	50	51.0	48.7	102	97	70-130	5	20	
1,4-Dichlorobenzene	ug/L	<0.94	50	50	51.2	50.0	102	100	70-130	3	20	
Benzene	ug/L	<0.25	50	50	50.5	48.7	101	97	70-132	4	20	
Bromodichloromethane	ug/L	<0.36	50	50	55.0	53.1	110	106	70-130	3	20	
Bromoform	ug/L	<4.0	50	50	55.5	53.0	111	106	65-130	4	20	
Bromomethane	ug/L	<0.97	50	50	44.8	43.1	90	86	44-128	4	21	
Carbon tetrachloride	ug/L	<1.1	50	50	57.3	54.8	115	110	70-132	4	20	
Chlorobenzene	ug/L	<0.71	50	50	53.6	53.9	107	108	70-130	0	20	
Chloroethane	ug/L	<1.3	50	50	50.5	49.3	101	99	70-137	2	20	
Chloroform	ug/L	<1.3	50	50	53.0	51.0	106	102	80-122	4	20	
Chloromethane	ug/L	<2.2	50	50	41.6	40.3	83	81	17-149	3	20	
cis-1,2-Dichloroethene	ug/L	<0.27	50	50	51.3	49.0	103	98	70-130	5	20	
cis-1,3-Dichloropropene	ug/L	<3.6	50	50	55.7	53.5	111	107	70-130	4	20	
Dibromochloromethane	ug/L	<2.6	50	50	49.7	48.8	99	98	70-130	2	20	
Dichlorodifluoromethane	ug/L	<0.50	50	50	39.4	38.5	79	77	22-158	2	20	
Ethylbenzene	ug/L	<0.32	50	50	53.5	53.0	107	106	80-123	1	20	
Isopropylbenzene (Cumene)	ug/L	<1.7	50	50	53.3	52.4	107	105	70-130	2	20	
Methyl-tert-butyl ether	ug/L	<1.2	50	50	50.0	47.3	100	95	66-130	6	20	
Methylene Chloride	ug/L	<0.58	50	50	48.3	47.4	97	95	70-130	2	20	
Styrene	ug/L	<3.0	50	50	55.2	53.5	110	107	70-130	3	20	
Tetrachloroethene	ug/L	<0.33	50	50	55.1	53.6	110	107	70-130	3	20	
Toluene	ug/L	<0.27	50	50	52.6	51.6	105	103	80-121	2	20	
trans-1,2-Dichloroethene	ug/L	<0.46	50	50	48.8	48.2	98	96	70-134	1	20	
trans-1,3-Dichloropropene	ug/L	<4.4	50	50	53.9	52.5	108	105	58-130	3	20	
Trichloroethene	ug/L	<0.26	50	50	58.8	57.0	118	114	70-130	3	20	
Trichlorofluoromethane	ug/L	<0.21	50	50	55.9	53.3	112	107	82-151	5	20	
Vinyl chloride	ug/L	<0.17	50	50	46.1	45.7	92	91	61-143	1	20	
Xylene (Total)	ug/L	<1.5	150	150	159	157	106	104	70-130	1	20	
4-Bromofluorobenzene (S)	%						107	107	70-130			
Dibromofluoromethane (S)	%						103	100	70-130			
Toluene-d8 (S)	%						102	104	70-130			

Results presented on this page are in the units indicated by the "Units" column except where an alternate unit is presented to the right of the result.

REPORT OF LABORATORY ANALYSIS

This report shall not be reproduced, except in full,
without the written consent of Pace Analytical Services, LLC.

QUALIFIERS

Project: 25220211.00 FMR HIGHWAY CLEAN

Pace Project No.: 40224429

DEFINITIONS

DF - Dilution Factor, if reported, represents the factor applied to the reported data due to dilution of the sample aliquot.

ND - Not Detected at or above LOD.

J - Estimated concentration at or above the LOD and below the LOQ.

LOD - Limit of Detection adjusted for dilution factor, percent moisture, initial weight and final volume.

LOQ - Limit of Quantitation adjusted for dilution factor, percent moisture, initial weight and final volume.

S - Surrogate

1,2-Diphenylhydrazine decomposes to and cannot be separated from Azobenzene using Method 8270. The result for each analyte is a combined concentration.

Consistent with EPA guidelines, unrounded data are displayed and have been used to calculate % recovery and RPD values.

LCS(D) - Laboratory Control Sample (Duplicate)

MS(D) - Matrix Spike (Duplicate)

DUP - Sample Duplicate

RPD - Relative Percent Difference

NC - Not Calculable.

SG - Silica Gel - Clean-Up

U - Indicates the compound was analyzed for, but not detected at or above the adjusted LOD.

N-Nitrosodiphenylamine decomposes and cannot be separated from Diphenylamine using Method 8270. The result reported for each analyte is a combined concentration.

Pace Analytical is TNI accredited. Contact your Pace PM for the current list of accredited analytes.

TNI - The NELAC Institute.

REPORT OF LABORATORY ANALYSIS

This report shall not be reproduced, except in full,
without the written consent of Pace Analytical Services, LLC.

QUALITY CONTROL DATA CROSS REFERENCE TABLE

Project: 25220211.00 FMR HIGHWAY CLEAN

Pace Project No.: 40224429

Lab ID	Sample ID	QC Batch Method	QC Batch	Analytical Method	Analytical Batch
40224429001	MW-1	EPA 8260	381439		
40224429002	PZ-1	EPA 8260	381439		
40224429003	MW-2	EPA 8260	381439		
40224429004	MW-3	EPA 8260	381439		
40224429005	MW-5	EPA 8260	381439		
40224429006	MW-4	EPA 8260	381439		
40224429007	MW-10	EPA 8260	381439		
40224429008	PZ-10	EPA 8260	381439		
40224429009	MW-11	EPA 8260	381439		
40224429010	PZ-11	EPA 8260	381439		
40224429011	MW-9	EPA 8260	381439		
40224429012	MW-6	EPA 8260	381439		
40224429013	TRIP BLANK	EPA 8260	381439		
40224429014	MW-12	EPA 8260	381439		
40224429015	MW-8	EPA 8260	381439		
40224429016	PZ-4	EPA 8260	381439		

REPORT OF LABORATORY ANALYSIS

This report shall not be reproduced, except in full,
without the written consent of Pace Analytical Services, LLC.

(Please Print Clearly)

Company Name: SCS Engineer
 Branch/Location: Madison, WI.
 Project Contact: Tony Kollasch
 Phone: 608-224-2830
 Project Number: 25220211.00
 Project Name: Former Highway Cleaners
 Project State: Wisconsin
 Sampled By (Print): Adam Watson
 Sampled By (Sign): *[Signature]*
 PO #: _____ Regulatory Program: _____



UPPER MIDWEST REGION
 MN: 612-607-1700 WI: 920-469-2436

40224429

CHAIN OF CUSTODY

***Preservation Codes**
 A=None B=HCL C=H2SO4 D=HNO3 E=DI Water F=Methanol G=NaOH
 H=Sodium Bisulfate Solution I=Sodium Thiosulfate J=Other

FILTERED? (YES/NO)	Y/N	Pick Letter	Analyses Requested
	N	B	Voc WI list 8260

Quote #: _____
 Mail To Contact: Tony Kollasch
 Mail To Company: SCS Engineers
 Mail To Address: TKollasch@scsengineers.com
 Invoice To Contact: _____
 Invoice To Company: *[Signature]*
 Invoice To Address: _____
 Invoice To Phone: _____
 CLIENT COMMENTS: _____ LAB COMMENTS (Lab Use Only): _____ Profile #: _____

Data Package Options (billable)
 EPA Level III
 EPA Level IV

MS/MSD
 On your sample (billable)
 NOT needed on your sample

Matrix Codes
 A = Air B = Biota C = Charcoal O = Oil S = Soil SI = Sludge
 W = Water DW = Drinking Water GW = Ground Water SW = Surface Water WW = Waste Water WP = Wipe

PACE LAB #	CLIENT FIELD ID	COLLECTION		MATRIX	Y/N	Pick Letter	Analyses Requested
		DATE	TIME				
001	MW-1	3/3/21	955	W	X		
002	PZ-1		1040	W	X		
003	MW-2		1125	W	X		
004	MW-3		1230	W	X		
005	MW-5		1312	W	X		
006	MW-4		1455	W	X		
007	MW-10		1545	W	X		
008	PZ-10		1600	W	X		
009	MW-11		1710	W	X		
010	PZ-11		1715	W	X		
011	MW-9		1815	W	X		
012	MW-6	4	1915	W	X		
013	Trip Blank				X		

Rush Turnaround Time Requested - Prelims (Rush TAT subject to approval/surcharge)
 Date Needed: _____

Transmit Prelim Rush Results by (complete what you want): _____

Relinquished By: Adam Watson	Date/Time: 4/11/2021 1600	Received By: _____	Date/Time: _____
Relinquished By: C. Logester	Date/Time: 4/22/21 0725	Received By: Susan Miller	Date/Time: 4/22/21 0725
Relinquished By: _____	Date/Time: _____	Received By: <i>[Signature]</i>	Date/Time: _____
Relinquished By: _____	Date/Time: _____	Received By: _____	Date/Time: _____
Relinquished By: _____	Date/Time: _____	Received By: _____	Date/Time: _____

PACE Project No. 40224429
 Receipt Temp = 1 °C
 Sample Receipt pH OK / Adjusted
 Cooler Custody Seal Present / Not Present Intact / No Flange

(Please Print Clearly)

Company Name:	SCS Engineers
Branch/Location:	Madison, WI
Project Contact:	Tony Kollasch
Phone:	608-224-2830
Project Number:	ZS220211.00
Project Name:	Farmer Highway Cleanups
Project State:	Wisconsin
Sampled By (Print):	Adam Watson
Sampled By (Sign):	[Signature]
PO #:	
Regulatory Program:	



UPPER MIDWEST REGION
 MN: 612-607-1700 WI: 920-469-2436

CHAIN OF CUSTODY

***Preservation Codes**
 A=None B=HCL C=H2SO4 D=HNO3 E=DI Water F=Methanol G=NaOH
 H=Sodium Bisulfate Solution I=Sodium Thiosulfate J=Other

FILTERED?
(YES/NO)
 PRESERVATION
(CODE)*

Y/N	Pick Letter	Analyses Requested																					
N	B	VOC, SW, SI, ST, 8260																					

40224429

Quote #:	Tony Kollasch	
Mail To Contact:	Tony Kollasch	
Mail To Company:	SCS Engineers	
Mail To Address:	Tkollascho@scsengineers.com	
Invoice To Contact:	[Signature]	
Invoice To Company:	[Signature]	
Invoice To Address:		
Invoice To Phone:		
CLIENT COMMENTS	LAB COMMENTS (Lab Use Only)	Profile #

Data Package Options (billable) <input type="checkbox"/> EPA Level III <input type="checkbox"/> EPA Level IV	MS/MSD <input type="checkbox"/> On your sample (billable) <input type="checkbox"/> NOT needed on your sample	Matrix Codes A = Air B = Biota C = Charcoal O = Oil S = Soil SI = Sludge W = Water DW = Drinking Water GW = Ground Water SW = Surface Water WW = Waste Water WP = Wipe
--	---	---

PACE LAB #	CLIENT FIELD ID	COLLECTION		MATRIX																			
		DATE	TIME																				
014	MW-12	4/1/21	840	W		X																	
015	MW-8		1010	W		X																	
016	MW-4	✓	1055	W		X																	

Rush Turnaround Time Requested - Prelims (Rush TAT subject to approval/surcharge) Date Needed: Transmit Prelim Rush Results by (complete what you want):	Relinquished By: Adam Watson Date/Time: 4/1/2021 1600	Received By: [Signature] Date/Time: 4/2/21 0725	PACE Project No. 40224429 Receipt Temp = 1 °C Sample Receipt pH OK / Adjusted Cooler Custody Seal Present / Not Present Intact / No Impact
	Relinquished By: S. Sloguz Date/Time: 4/2/21 0725	Received By: [Signature] Date/Time: [Signature]	
	Relinquished By:	Received By:	
	Relinquished By:	Received By:	

Sample Preservation Receipt Form

Pace Analytical Services, LLC
1241 Bellevue Street, Suite 9
Green Bay, WI 54302

Client Name: SCS Engineers Project # 40224429

All containers needing preservation have been checked and noted below: Yes No N/A

Lab Lot# of pH paper:

Lab Std #ID of preservation (if pH adjusted):


Initial when completed:

Date/Time:


Pace Lab #	Glass							Plastic					Vials				Jars				General			VOA Vials (>6mm) *	H2SO4 pH ≤2	NaOH+Zn Act pH ≥9	NaOH pH ≥12	HNO3 pH ≤2	pH after adjusted	Volume (mL)				
	AG1U	BG1U	AG1H	AG4S	AG4U	AG5U	AG2S	BG3U	BP1U	BP3U	BP3B	BP3N	BP3S	VG9A	DG9T	VG9U	VG9H	VG9M	VG9D	JGFU	JG9U	WGFU	WPFU								SP5T	ZPLC	GN	
001																																		2.5 / 5 / 10
002																																		2.5 / 5 / 10
003																																		2.5 / 5 / 10
004																																		2.5 / 5 / 10
005																																		2.5 / 5 / 10
006																																		2.5 / 5 / 10
007																																		2.5 / 5 / 10
008																																		2.5 / 5 / 10
009																																		2.5 / 5 / 10
010																																		2.5 / 5 / 10
011																																		2.5 / 5 / 10
012																																		2.5 / 5 / 10
013																																		2.5 / 5 / 10
014																																		2.5 / 5 / 10
015																																		2.5 / 5 / 10
016																																		2.5 / 5 / 10
017																																		2.5 / 5 / 10
018																																		2.5 / 5 / 10
019																																		2.5 / 5 / 10
020																																		2.5 / 5 / 10

Exceptions to preservation check: VOA, Coliform, TOC, TOX, TOH, O&G, WI DRO, Phenolics, Other: _____ Headspace in VOA Vials (>6mm) : Yes No N/A *If yes look in headspace column

AG1U 1 liter amber glass	BP1U 1 liter plastic unpres	VG9A 40 mL clear ascorbic	JGFU 4 oz amber jar unpres
BG1U 1 liter clear glass	BP3U 250 mL plastic unpres	DG9T 40 mL amber Na Thio	JG9U 9 oz amber jar unpres
AG1H 1 liter amber glass HCL	BP3B 250 mL plastic NaOH	VG9U 40 mL clear vial unpres	WGFU 4 oz clear jar unpres
AG4S 125 mL amber glass H2SO4	BP3N 250 mL plastic HNO3	VG9H 40 mL clear vial HCL	WPFU 4 oz plastic jar unpres
AG4U 120 mL amber glass unpres	BP3S 250 mL plastic H2SO4	VG9M 40 mL clear vial MeOH	SP5T 120 mL plastic Na Thiosulfate
AG5U 100 mL amber glass unpres		VG9D 40 mL clear vial DI	ZPLC ziploc bag
AG2S 500 mL amber glass H2SO4			GN
BG3U 250 mL clear glass unpres			

 1241 Bellevue Street, Green Bay, WI 54302	Document Name: Sample Condition Upon Receipt (SCUR)	Document Revised: 26Mar2020
	Document No.: ENV-FRM-GBAY-0014-Rev.00	Author: Pace Green Bay Quality Office

Sample Condition Upon Receipt Form (SCUR)

Client Name: SCS Project #:
WO#: 40224429

 40224429

Courier: CS Logistics Fed Ex Speedee UPS Walco
 Client Pace Other: _____

Tracking #: _____
Custody Seal on Cooler/Box Present: yes no **Seals intact:** yes no
Custody Seal on Samples Present: yes no **Seals intact:** yes no
Packing Material: Bubble Wrap Bubble Bags None Other _____
Thermometer Used SR - 104 **Type of Ice:** Wet Blue Dry None Samples on ice, cooling process has begun
Cooler Temperature Uncorr: 1 JCorr: 1
Temp Blank Present: yes no **Biological Tissue is Frozen:** yes no


Person examining contents:
 Date: 4-2-21 /Initials: SKW
 Labeled By Initials: SKW

Temp should be above freezing to 6°C.
Biota Samples may be received at ≤ 0°C if shipped on Dry Ice.

Chain of Custody Present:	<input checked="" type="checkbox"/> Yes <input type="checkbox"/> No <input type="checkbox"/> N/A	1.
Chain of Custody Filled Out:	<input type="checkbox"/> Yes <input checked="" type="checkbox"/> No <input type="checkbox"/> N/A	2. <u>Pg #</u>
Chain of Custody Relinquished:	<input type="checkbox"/> Yes <input type="checkbox"/> No <input type="checkbox"/> N/A	3. <u>4-2-21</u>
Sampler Name & Signature on COC:	<input checked="" type="checkbox"/> Yes <input type="checkbox"/> No <input type="checkbox"/> N/A	4.
Samples Arrived within Hold Time:	<input checked="" type="checkbox"/> Yes <input type="checkbox"/> No	5.
- VOA Samples frozen upon receipt	<input type="checkbox"/> Yes <input type="checkbox"/> No	Date/Time:
Short Hold Time Analysis (<72hr):	<input type="checkbox"/> Yes <input checked="" type="checkbox"/> No	6.
Rush Turn Around Time Requested:	<input type="checkbox"/> Yes <input checked="" type="checkbox"/> No	7.
Sufficient Volume:		8.
For Analysis:	<input checked="" type="checkbox"/> Yes <input type="checkbox"/> No MS/MSD: <input type="checkbox"/> Yes <input checked="" type="checkbox"/> No <input type="checkbox"/> N/A	
Correct Containers Used:	<input checked="" type="checkbox"/> Yes <input type="checkbox"/> No	9.
-Pace Containers Used:	<input checked="" type="checkbox"/> Yes <input type="checkbox"/> No <input type="checkbox"/> N/A	
-Pace IR Containers Used:	<input type="checkbox"/> Yes <input type="checkbox"/> No <input checked="" type="checkbox"/> N/A	
Containers Intact:	<input checked="" type="checkbox"/> Yes <input type="checkbox"/> No	10.
Filtered volume received for Dissolved tests	<input type="checkbox"/> Yes <input type="checkbox"/> No <input checked="" type="checkbox"/> N/A	11.
Sample Labels match COC:	<input type="checkbox"/> Yes <input checked="" type="checkbox"/> No <input type="checkbox"/> N/A	12. <u>OIG - FD is PZ 4, date & time matched.</u>
-Includes date/time/ID/Analysis Matrix: <u>W</u>		<u>4-2-21</u> <u>SK</u>
Trip Blank Present:	<input checked="" type="checkbox"/> Yes <input type="checkbox"/> No <input type="checkbox"/> N/A	13.
Trip Blank Custody Seals Present	<input checked="" type="checkbox"/> Yes <input type="checkbox"/> No <input type="checkbox"/> N/A	
Pace Trip Blank Lot # (if purchased): <u>459</u>		

Client Notification/ Resolution: _____ If checked, see attached form for additional comments
 Person Contacted: _____ Date/Time: _____
 Comments/ Resolution: _____

PM Review is documented electronically in LIMs. By releasing the project, the PM acknowledges they have reviewed the sample logir



Attachment B

Boring Logs and Well Construction Forms

Route To:

- Watershed/Wastewater
 Remediation/Redev.
 Waste Management Other _____

SOIL BORING LOG INFORMATION

Form 4400-122
Revised by SCS 1-2016

7-98

Facility/Project Name Former Highway Cleaners			SCS # 25220211.01			License/Permit/Monitoring Number			Boring Number SVE-1							
Boring Drilled By (Firm name and name of crew chief) Soil Essentials						Drilling Started 4/19/2021			Drilling Completed			Drilling Method Direct Push				
DNR Facility Well No.		WI Unique Well No.		Common Well Name				Static Water Level			Surface Elevation			Borehole Diam. 2		
Boring Location State Plane 1/4 of 1/4 of Section T. N. R.						Lat. Long.			Local Grid Location (If applicable) N. E.							
County Grant						DNR County Code			Civil Town/City/or Village Boscobel							

Sample Number	Length Recovered	Blow Counts	Depth in Feet	Soil/Rock Description And Geologic Origin For Each Major Unit	USCS	Graphic Log	Well Diagram	Max. PID/FID	Soil Properties			RQD/ Comments
									Standard Penetration	Moisture Content	P200	
S2				6" topsoil, brown	OL			0.2		M		
				3" poorly graded sand, F-M, light brown	SP							
				9" poorly graded sand F-M, brown	CH							
S2				8" dark brown clay, some mottling				0.1		M		
				6" grey clay	CH							
S3			5	7" grey clay	CH			0.1		M		
				Poorly graded sand, F-M, brown	SP							
S4								0.1		M		
S5			10					0.1		M		
S6								0.1		M		
S7			15					0.1		M		
S8				2" Poorly graded sand + gravel, F-C, brown	SP			0.1		M		

I hereby certify that the information on this form is true and correct to the best of my knowledge.

Signature <i>[Signature]</i>	Firm SCS ENGINEERS
---------------------------------	-----------------------

This form is authorized by Chapters 281,283,289,291,292,295, and 299, Wis. Stats. Completion of this form is mandatory. Failure to file this form may result in forfeiture between \$10 and \$25,000, or imprisonment for up to one year, depending on program and conduct involved. Personally identifiable information on this form is not intended to be used for any other purpose. NOTE: See instructions for more information.

Route To:

- Watershed/Wastewater
- Remediation/Redev.
- Waste Management

Other _____

SOIL BORING LOG INFORMATION

Form 4400-122

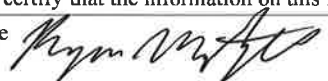
7-98

Revised by SCS 1-2016

Facility/Project Name Former Highway Cleaners			SCS # 25220211.01			License/Permit/Monitoring Number			Boring Number SUE-2						
Boring Drilled By (Firm name and name of crew chief) Soil Essentials						Drilling Started 4/19/2021			Drilling Completed			Drilling Method Direct Push			
DNR Facility Well No.		WI Unique Well No.		Common Well Name			Static Water Level			Surface Elevation			Borehole Diam. 2		
Boring Location State Plane 1/4 of _____ 1/4 of Section _____, T. _____ N, R. _____						Lat. Long.			Local Grid Location (If applicable) N. _____ E. _____						
County Grant						DNR County Code			Civil Town/City/or Village Boscobel						

Sample Number	Length Recovered	Blow Counts	Depth in Feet	Soil/Rock Description And Geologic Origin For Each Major Unit	USCS	Graphic Log	Well Diagram	Max. PID/FID	Soil Properties			RQD/ Comments
									Standard Penetration	Moisture Content	P200	
S1	34"			8" topsoil, brown 11" Poorly graded sand, brown, Fine	OL SP			0.1		M		
S2				grey clay w/ some mottling 7" dark brown clay w/ roots grey clay w/ some mottling	CH CH			0.0		M		
S3	37"		5	Poorly graded sand, tan / light brown, Fine	SP			0.0		M		
S4								0.1		M		
S5	29"							0.1		M		
S6								0.1		M		
S7	28"		15	F-M				0.1		M		
S8								0.1		M		

I hereby certify that the information on this form is true and correct to the best of my knowledge.

Signature 	Firm SCS ENGINEERS
--	-----------------------

This form is authorized by Chapters 281, 283, 289, 291, 292, 295, and 299, Wis. Stats. Completion of this form is mandatory. Failure to file this form may result in forfeiture between \$10 and \$25,000, or imprisonment for up to one year, depending on program and conduct involved. Personally identifiable information on this form is not intended to be used for any other purpose. NOTE: See instructions for more information.

Route To:

- Watershed/Wastewater
 Remediation/Redev.
 Waste Management Other _____

Facility/Project Name Former Highway Cleaners			SCS # 25220211.01			License/Permit/Monitoring Number			Boring Number SUE3								
Boring Drilled By (Firm name and name of crew chief) Soil Essentials						Drilling Started 4/19/2021			Drilling Completed			Drilling Method Direct Push					
DNR Facility Well No.			WI Unique Well No.			Common Well Name			Static Water Level			Surface Elevation			Borehole Diam. 2		
Boring Location State Plane 1/4 of 1/4 of Section T. N. R.						Lat. Long.			Local Grid Location (If applicable) N. E.								
County Grant						DNR County Code			Civil Town/City/or Village Boscobel								

Sample Number	Length Recovered	Blow Counts	Depth in Feet	Soil/Rock Description And Geologic Origin For Each Major Unit	USCS	Graphic Log	Well Diagram	Max. PID/FID	Soil Properties			RQD/ Comments
									Standard Penetration	Moisture Content	P200	
S1	30"			8" topsoil, brown	OL			0.3				
				12" Poorly graded Sand, F-M, tan	SP					M		
				6" clay, dark brown, some rootlets	CH							
S2			5	clay, light brown w/ mottling	CH			0.2		M		
S3	34"			Poorly graded Sand, F-M, tan	SP			0.2				
S4				graded					0.2		M	
S5	33"		10					0.2		M		
S6								0.2		M		
S7	26"		15					0.1		M		
S8								0.1		M		

I hereby certify that the information on this form is true and correct to the best of my knowledge.

Signature <i>[Signature]</i>	Firm SCS ENGINEERS
---------------------------------	-----------------------

This form is authorized by Chapters 281, 283, 289, 291, 292, 295, and 299, Wis. Stats. Completion of this form is mandatory. Failure to file this form may result in forfeiture between \$10 and \$25,000, or imprisonment for up to one year, depending on program and conduct involved. Personally identifiable information on this form is not intended to be used for any other purpose. NOTE: See instructions for more information.

Boring Number

Use only as an attachment to Form 4400-122.

Page 2

Sample			Depth in Feet	Soil/Rock Description And Geologic Origin For Each Major Unit	USCS	Graphic Log	Well Diagram	Max. PID/FID	Soil Properties			RQD/ Comments
Number	Length Recovered	Blow Counts							Standard Penetration	Moisture Content	P200	
S9	27"			Poorly graded sand, tan, F-M 2 large pieces of gravel at 20'	SP			0.1	M			
S10								0.1	M			
S11	35"		25	fine, white/tan				0.1	M			
S12								0.1	W		<u>29'</u>	
S13	0"		30	No recovery beyond 30'	N/A			N/A	W			
			35	EOB @ 32.5' Water @ 29'								

Facility/Project Name Former Highway Cleaners	Local Grid Location of Well ft. <input type="checkbox"/> N. <input type="checkbox"/> S. <input type="checkbox"/> E. <input type="checkbox"/> W.	Well Name SVE-1
Facility License, Permit or Monitoring No.	Local Grid Origin (estimated: <input type="checkbox"/>) or Well Location <input type="checkbox"/> Lat. " Long. " or " "	Wis. Unique Well No. DNR Well ID No.
Facility ID	St. Plane _____ ft. N, _____ ft. E. S/C/N	Date Well Installed <u>04</u> / <u>20</u> / <u>2021</u> m m d d y y y y
Type of Well Well Code <u>57</u> / <u>SV</u>	Section Location of Waste/Source 1/4 of _____ 1/4 of Sec. _____, T. _____ N, R. _____ <input type="checkbox"/> E <input type="checkbox"/> W	Well Installed By: Name (first, last) and Firm <u>Corey Johnson</u>
Distance from Waste/Source _____ ft.	Location of Well Relative to Waste/Source u <input type="checkbox"/> Upgradient s <input type="checkbox"/> Sidegradient d <input type="checkbox"/> Downgradient n <input type="checkbox"/> Not Known	Soil Essentials

A. Protective pipe, top elevation _____ ft. MSL

B. Well casing, top elevation _____ ft. MSL

C. Land surface elevation _____ ft. MSL

D. Surface seal, bottom _____ ft. MSL or _____ ft.

12. USCS classification of soil near screen:
 GP GM GC GW SW SP
 SM SC ML MH CL CH
 Bedrock

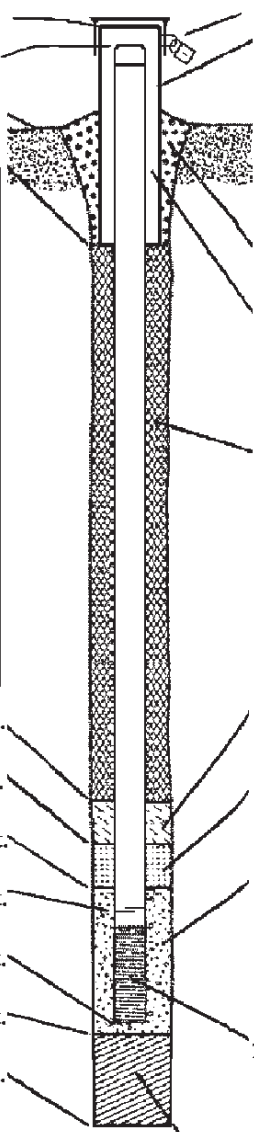
13. Sieve analysis performed? Yes No

14. Drilling method used: Rotary 5 0
 Hollow Stem Auger 4 1
 Other

15. Drilling fluid used: Water 0 2 Air 0 1
 Drilling Mud 0 3 None 9 9

16. Drilling additives used? Yes No
 Describe N/A

17. Source of water (attach analysis, if required):
N/A



1. Cap and lock? Yes No

2. Protective cover pipe:
 a. Inside diameter: _____ 9.0 in.
 b. Length: _____ 1.0 ft.
 c. Material: Steel 0 4
 Other
 d. Additional protection? Yes No
 If yes, describe: N/A

3. Surface seal: Bentonite 3 0
 Concrete 0 1
 Native Soil Other

4. Material between well casing and protective pipe:
 Bentonite 3 0
 RW Sidley #5 Sand Other

5. Annular space seal: a. Granular/Chipped Bentonite 3 3
 b. _____ Lbs/gal mud weight . . . Bentonite-sand slurry 3 5
 c. _____ Lbs/gal mud weight Bentonite slurry 3 1
 d. _____ % Bentonite Bentonite-cement grout 5 0
 e. 1.5 Bags Ft³ volume added for any of the above
 f. How installed: Tremie 0 1
 Tremie pumped 0 2
 Gravity 0 8

6. Bentonite seal: a. Bentonite granules 3 3
 b. 1/4 in. 3/8 in. 1/2 in. Bentonite chips 3 2
 c. _____ Other

7. Fine sand material: Manufacturer, product name & mesh size
 a. RW Sidley #5
 b. Volume added 14.5 Bags ft³

8. Filter pack material: Manufacturer, product name & mesh size
 a. RW Sidley #5
 b. Volume added _____ ft³

9. Well casing: Flush threaded PVC schedule 40 2 3
 Flush threaded PVC schedule 80 2 4
 Other

10. Screen material: PVC
 a. Screen type: Factory cut 1 1
 Continuous slot 0 1
 Other
 b. Manufacturer Monoflex
 c. Slot size: 0.010 in.
 d. Slotted length: 27.0 ft.

11. Backfill material (below filter pack): None 1 4
RW Sidley #5 Sand

E. Bentonite seal, top _____ ft. MSL or _____ 1.5 ft.

F. Fine sand, top _____ ft. MSL or _____ ft.

G. Filter pack, top _____ ft. MSL or _____ 4.1 ft.

H. Screen joint, top _____ ft. MSL or _____ 5.0 ft.

I. Well bottom _____ ft. MSL or _____ 32.0 ft.

J. Filter pack, bottom _____ ft. MSL or _____ 32.5 ft.

K. Borehole, bottom _____ ft. MSL or _____ 32.5 ft.

L. Borehole, diameter _____ 8.25 in.

M. O.D. well casing _____ 2.38 in.

N. I.D. well casing _____ 2.01 in.

I hereby certify that the information on this form is true and correct to the best of my knowledge.

Signature [Signature] Firm SCS ENGINEERS, 2830 Dairy Drive, Madison, WI 53718

Please complete both Forms 4400-113A and 4400-113B and return them to the appropriate DNR office and bureau. Completion of these reports is required by chs. 160, 281, 283, 289, 291, 292, 293, 295, and 299, Wis. Stats., and ch. NR 141, Wis. Adm. Code. In accordance with chs. 281, 289, 291, 292, 293, 295, and 299, Wis. Stats., failure to file these forms may result in a forfeiture of between \$10 and \$25,000, or imprisonment for up to one year, depending on the program and conduct involved. Personally identifiable information on these forms is not intended to be used for any other purpose. NOTE: See the instructions for more information, including where the completed forms should be sent.

Facility/Project Name Former Highway Cleaners	Local Grid Location of Well ft. <input type="checkbox"/> N. <input type="checkbox"/> E. <input type="checkbox"/> S. <input type="checkbox"/> W.	Well Name SVE-2
Facility License, Permit or Monitoring No.	Local Grid Origin <input type="checkbox"/> (estimated: <input type="checkbox"/>) or Well Location <input type="checkbox"/> Lat. " Long. " or " "	Wis. Unique Well No. DNR Well ID No.
Facility ID	St. Plane _____ ft. N, _____ ft. E. S/C/N	Date Well Installed <u>04</u> / <u>19</u> / <u>2021</u> m m d d y y y y
Type of Well Well Code <u>57</u> / <u>SV</u>	Section Location of Waste/Source 1/4 of _____ 1/4 of Sec. _____, T. _____ N, R. _____ <input type="checkbox"/> E <input type="checkbox"/> W	Well Installed By: Name (first, last) and Firm <u>Corey Johnson</u>
Distance from Waste/Source _____ ft.	Location of Well Relative to Waste/Source u <input type="checkbox"/> Upgradient s <input type="checkbox"/> Sidegradient d <input type="checkbox"/> Downgradient n <input type="checkbox"/> Not Known	Soil Essentials

A. Protective pipe, top elevation _____ ft. MSL

B. Well casing, top elevation _____ ft. MSL

C. Land surface elevation _____ ft. MSL

D. Surface seal, bottom _____ ft. MSL or _____ ft.

12. USCS classification of soil near screen:
 GP GM GC GW SW SP
 SM SC ML MH CL CH
 Bedrock

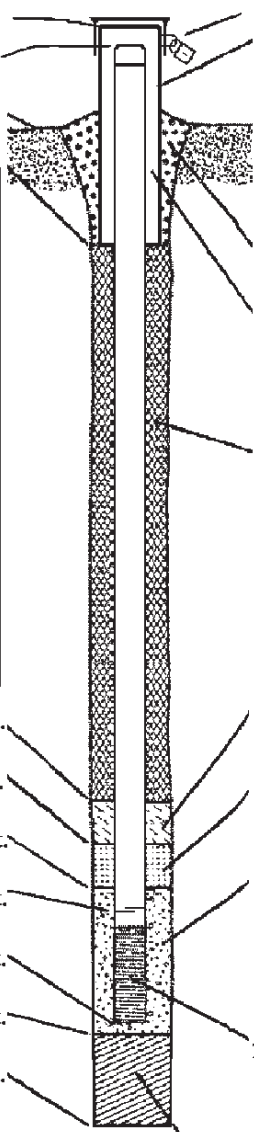
13. Sieve analysis performed? Yes No

14. Drilling method used: Rotary 5 0
 Hollow Stem Auger 4 1
 Other

15. Drilling fluid used: Water 0 2 Air 0 1
 Drilling Mud 0 3 None 9 9

16. Drilling additives used? Yes No
 Describe N/A

17. Source of water (attach analysis, if required):
N/A



1. Cap and lock? Yes No

2. Protective cover pipe:
 a. Inside diameter: _____ in. 9.0
 b. Length: _____ ft. 1.0
 c. Material: Steel 0 4
 Other
 d. Additional protection? Yes No
 If yes, describe: N/A

3. Surface seal: Bentonite 3 0
 Concrete 0 1
 Native Soil Other

4. Material between well casing and protective pipe:
 Bentonite 3 0
RW Sidley #5 Sand Other

5. Annular space seal: a. Granular/Chipped Bentonite 3 3
 b. _____ Lbs/gal mud weight . . . Bentonite-sand slurry 3 5
 c. _____ Lbs/gal mud weight Bentonite slurry 3 1
 d. _____ % Bentonite Bentonite-cement grout 5 0
 e. 1.5 Bags Ft³ volume added for any of the above
 f. How installed: Tremie 0 1
 Tremie pumped 0 2
 Gravity 0 8

6. Bentonite seal: a. Bentonite granules 3 3
 b. 1/4 in. 3/8 in. 1/2 in. Bentonite chips 3 2
 c. _____ Other

7. Fine sand material: Manufacturer, product name & mesh size
 a. RW Sidley #5
 b. Volume added 14.25 Bags ft³

8. Filter pack material: Manufacturer, product name & mesh size
 a. RW Sidley #5
 b. Volume added _____ ft³

9. Well casing: Flush threaded PVC schedule 40 2 3
 Flush threaded PVC schedule 80 2 4
 Other

10. Screen material: PVC
 a. Screen type: Factory cut 1 1
 Continuous slot 0 1
 Other
 b. Manufacturer Monoflex
 c. Slot size: _____ 0. 010 in.
 d. Slotted length: _____ 27.0 ft.

11. Backfill material (below filter pack): None 1 4
RW Sidley #5 Sand Other

E. Bentonite seal, top _____ ft. MSL or _____ 1.5 ft.

F. Fine sand, top _____ ft. MSL or _____ ft.

G. Filter pack, top _____ ft. MSL or _____ 4.0 ft.

H. Screen joint, top _____ ft. MSL or _____ 5.0 ft.

I. Well bottom _____ ft. MSL or _____ 32.0 ft.

J. Filter pack, bottom _____ ft. MSL or _____ 32.5 ft.

K. Borehole, bottom _____ ft. MSL or _____ 32.5 ft.

L. Borehole, diameter _____ 8.25 in.

M. O.D. well casing _____ 2.38 in.

N. I.D. well casing _____ 2.01 in.

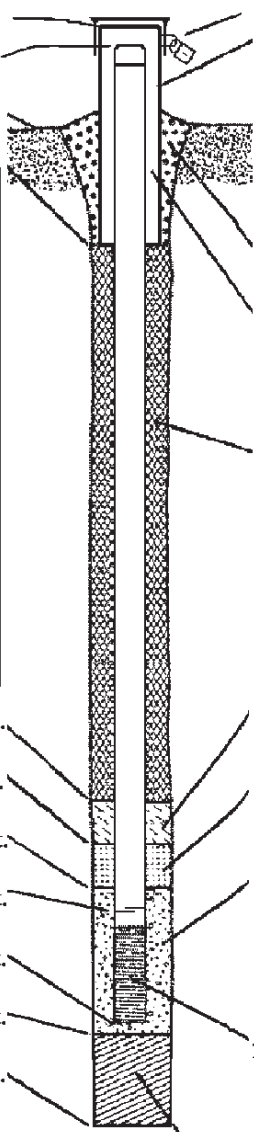
I hereby certify that the information on this form is true and correct to the best of my knowledge.

Signature _____ Firm SCS ENGINEERS, 2830 Dairy Drive, Madison, WI 53718

Please complete both Forms 4400-113A and 4400-113B and return them to the appropriate DNR office and bureau. Completion of these reports is required by chs. 160, 281, 283, 289, 291, 292, 293, 295, and 299, Wis. Stats., and ch. NR 141, Wis. Adm. Code. In accordance with chs. 281, 289, 291, 292, 293, 295, and 299, Wis. Stats., failure to file these forms may result in a forfeiture of between \$10 and \$25,000, or imprisonment for up to one year, depending on the program and conduct involved. Personally identifiable information on these forms is not intended to be used for any other purpose. NOTE: See the instructions for more information, including where the completed forms should be sent.

Facility/Project Name Former Highway Cleaners	Local Grid Location of Well ft. <input type="checkbox"/> N. <input type="checkbox"/> E. <input type="checkbox"/> S. <input type="checkbox"/> W.	Well Name SVE-3
Facility License, Permit or Monitoring No.	Local Grid Origin <input type="checkbox"/> (estimated: <input type="checkbox"/>) or Well Location <input type="checkbox"/> Lat. " Long. " or " or "	Wis. Unique Well No. DNR Well ID No.
Facility ID	St. Plane _____ ft. N, _____ ft. E. S/C/N	Date Well Installed <u>04</u> / <u>19</u> / <u>2021</u> m m d d y y y y
Type of Well Well Code <u>57</u> / <u>SV</u>	Section Location of Waste/Source 1/4 of _____ 1/4 of Sec. _____, T. _____ N, R. <input type="checkbox"/> E <input type="checkbox"/> W	Well Installed By: Name (first, last) and Firm Corey Johnson
Distance from Waste/Source _____ ft.	Location of Well Relative to Waste/Source u <input type="checkbox"/> Upgradient s <input type="checkbox"/> Sidegradient d <input type="checkbox"/> Downgradient n <input type="checkbox"/> Not Known	Soil Essentials
Enf. Stds. Apply <input checked="" type="checkbox"/>	Gov. Lot Number	

A. Protective pipe, top elevation _____ ft. MSL	1. Cap and lock? <input checked="" type="checkbox"/> Yes <input type="checkbox"/> No
B. Well casing, top elevation _____ ft. MSL	2. Protective cover pipe: a. Inside diameter: _____ in.
C. Land surface elevation _____ ft. MSL	b. Length: _____ ft.
D. Surface seal, bottom _____ ft. MSL or _____ ft.	c. Material: Steel <input checked="" type="checkbox"/> 04 Other <input type="checkbox"/>
12. USCS classification of soil near screen: GP <input type="checkbox"/> GM <input type="checkbox"/> GC <input type="checkbox"/> GW <input type="checkbox"/> SW <input type="checkbox"/> SP <input checked="" type="checkbox"/> SM <input type="checkbox"/> SC <input type="checkbox"/> ML <input type="checkbox"/> MH <input type="checkbox"/> CL <input type="checkbox"/> CH <input type="checkbox"/> Bedrock <input type="checkbox"/>	d. Additional protection? <input type="checkbox"/> Yes <input checked="" type="checkbox"/> No If yes, describe: _____
13. Sieve analysis performed? <input type="checkbox"/> Yes <input checked="" type="checkbox"/> No	3. Surface seal: Bentonite <input type="checkbox"/> 30 Concrete <input type="checkbox"/> 01 Native Soil <input checked="" type="checkbox"/>
14. Drilling method used: Rotary <input type="checkbox"/> 50 Hollow Stem Auger <input checked="" type="checkbox"/> 41 Other <input type="checkbox"/>	4. Material between well casing and protective pipe: Bentonite <input type="checkbox"/> 30 RW Sidley #5 Sand <input checked="" type="checkbox"/>
15. Drilling fluid used: Water <input type="checkbox"/> 02 Air <input type="checkbox"/> 01 Drilling Mud <input type="checkbox"/> 03 None <input checked="" type="checkbox"/> 99	5. Annular space seal: a. Granular/Chipped Bentonite <input checked="" type="checkbox"/> 33 b. _____ Lbs/gal mud weight . . . Bentonite-sand slurry <input type="checkbox"/> 35 c. _____ Lbs/gal mud weight Bentonite slurry <input type="checkbox"/> 31 d. _____ % Bentonite Bentonite-cement grout <input type="checkbox"/> 50 e. <u>1.5 Bags Ft³</u> volume added for any of the above f. How installed: Tremie <input type="checkbox"/> 01 Tremie pumped <input type="checkbox"/> 02 Gravity <input checked="" type="checkbox"/> 08
16. Drilling additives used? <input type="checkbox"/> Yes <input checked="" type="checkbox"/> No Describe <u>N/A</u>	6. Bentonite seal: a. Bentonite granules <input type="checkbox"/> 33 b. <input type="checkbox"/> 1/4 in. <input checked="" type="checkbox"/> 3/8 in. <input type="checkbox"/> 1/2 in. Bentonite chips <input checked="" type="checkbox"/> 32 c. _____ Other <input type="checkbox"/>
17. Source of water (attach analysis, if required): <u>N/A</u>	7. Fine sand material: Manufacturer, product name & mesh size a. <u>RW Sidley #5</u> b. Volume added <u>14.0 Bags ft³</u>
E. Bentonite seal, top _____ ft. MSL or _____ 1.5 ft.	8. Filter pack material: Manufacturer, product name & mesh size a. <u>RW Sidley #5</u> b. Volume added _____ ft ³
F. Fine sand, top _____ ft. MSL or _____ ft.	9. Well casing: Flush threaded PVC schedule 40 <input checked="" type="checkbox"/> 23 Flush threaded PVC schedule 80 <input type="checkbox"/> 24 Other <input type="checkbox"/>
G. Filter pack, top _____ ft. MSL or _____ 4.0 ft.	10. Screen material: <u>PVC</u> a. Screen type: Factory cut <input checked="" type="checkbox"/> 11 Continuous slot <input type="checkbox"/> 01 Other <input type="checkbox"/>
H. Screen joint, top _____ ft. MSL or _____ 5.0 ft.	b. Manufacturer <u>Monoflex</u>
I. Well bottom _____ ft. MSL or _____ 32.0 ft.	c. Slot size: <u>0.010 in.</u>
J. Filter pack, bottom _____ ft. MSL or _____ 32.5 ft.	d. Slotted length: <u>27.0 ft.</u>
K. Borehole, bottom _____ ft. MSL or _____ 32.5 ft.	11. Backfill material (below filter pack): None <input type="checkbox"/> 14 <u>RW Sidley #5 Sand</u> <input checked="" type="checkbox"/>
L. Borehole, diameter <u>8.25</u> in.	
M. O.D. well casing <u>2.38</u> in.	
N. I.D. well casing <u>2.01</u> in.	



I hereby certify that the information on this form is true and correct to the best of my knowledge.

Signature _____ Firm SCS ENGINEERS, 2830 Dairy Drive, Madison, WI 53718

Please complete both Forms 4400-113A and 4400-113B and return them to the appropriate DNR office and bureau. Completion of these reports is required by chs. 160, 281, 283, 289, 291, 292, 293, 295, and 299, Wis. Stats., and ch. NR 141, Wis. Adm. Code. In accordance with chs. 281, 289, 291, 292, 293, 295, and 299, Wis. Stats., failure to file these forms may result in a forfeiture of between \$10 and \$25,000, or imprisonment for up to one year, depending on the program and conduct involved. Personally identifiable information on these forms is not intended to be used for any other purpose. NOTE: See the instructions for more information, including where the completed forms should be sent.

Attachment C
Pilot Test Photographs

**Former Highway Cleaners
1509 Elm Street, Boscobel, Wisconsin
SCS Engineers Project #25220211.01**



Photo 1: SVE blower for SVE pilot test set up on well SVE-2.
May 3, 2021

Attachment D

Field Sheets

**SVE Pilot Test
Former Highway Cleaners
1509 Elm Street, Boscobel, Wisconsin**

Date: 5/3/21 Weather: cloudy 65°
 Personnel: Keith Gilkey, Adam Watson
 Time of start of SVE test: 10:40
 Time of end of SVE test: 14:30

Blower Information:

Time:	10:45	10:55	11:15	11:45	12:15	12:45	1:30	
Flowrate:	9 FPM		8.0	8.5	8.0	8.0	8.0	
Vacuum:	-9.33		-9.81		-10.00	-10.06	10.20	
PID:	6.7	6.8	6.8	6.6	6.2	6.2	6.2	

Time:								
Flowrate:								
Vacuum:								
PID:								

Time:								
Flowrate:								
Vacuum:								
PID:								

Vacuum Monitoring Points PID

Time:	10:21	10:21	10:50	11:15	11:45	12:40	1:30	
SVE-1	+0.025	0.6	-1.45	-1.75	-1.85	1.92	2.01	
SVE-3	2.018	2.405	1.045	-1.45	-1.54	1.58	1.68	
MW-2	+0.018	0.9	-0.45	-0.82	-0.91	0.94	1.06	
SVE2	+0.019	0.5	-1.13					

Samples Taken:

Location:	Blower	Blower	Blower	Blower
Sample ID:	SVE2-15min	SVE2-1HR	SVE2-2HR	SVE2-4HR
Time:	10:55	11:40	12:40	2:40
Method:	1 Lt. Summa	1 Lt Summa	1 Lt Summa	1 Lt. Summa

Notes: Arrive @ 9:55
 Depth to Water: SVE1 29.08
 SVE2 28.45
 SVE3 28.68

Lost Power at 14:30. The carriage house was closed so could not get in to look at breaker box.

Leave site at 14:45



AIR: CHAIN-OF-CUSTODY / Analytical Request Document

The Chain-of-Custody is a LEGAL DOCUMENT. All relevant fields must be completed accurately.

49051

Page: of

Section A Required Client Information: Company: <i>SCS Engineers</i> Address: <i>2830 Dacey Dr</i> <i>MADISON WI 53718</i> Email To: <i>kgilkey@scsengineers.com</i> Phone: <i>608 4692753</i> Fax: Requested Due Date/TAT:	Section B Required Project Information: Report To: <i>Keith Gilkey</i> Copy To: Purchase Order No.: Project Name: <i>Former Highway Cleanups</i> Project Number: <i>25220211.01</i>	Section C Invoice Information: Attention: Company Name: Address: Pace Quote Reference: Pace Project Manager/Sales Rep. Pace Profile #: <i>42730</i>	Program <input type="checkbox"/> UST <input type="checkbox"/> Superfund <input type="checkbox"/> Emissions <input type="checkbox"/> Clean Air Act <input type="checkbox"/> Voluntary Clean Up <input type="checkbox"/> Dry Clean <input type="checkbox"/> RCRA <input type="checkbox"/> Other Reporting Units Location of Sampling by State _____ ug/m ³ _____ mg/m ³ _____ PPBV _____ PPMV _____ Other _____ Report Level II. ___ III. ___ IV. ___ Other ___
---	--	---	---

ITEM #	'Section D Required Client Information AIR SAMPLE ID Sample IDs MUST BE UNIQUE	Valid Media Codes MEDIA CODE Tedlar Bag TB 1 Liter Summa Can 1LC 6 Liter Summa Can 6LC Low Volume Puff LVP High Volume Puff HVP Other PM10	MEDIA CODE	PID Reading (Client only)	COLLECTED				Canister Pressure (Initial Field - in Hg)	Canister Pressure (Final Field - in Hg)	Summa Can Number	Flow Control Number	Method: PM10 3C - Fixed Gas (%) TO-3 BTEX TO-3M (Methane) TO-14 TO-15 Full List VOCs TO-15 Short List BTEX TO-15 Short List Chlorinated TO-15 Short List (other)	Pace Lab ID
					COMPOSITE START		COMPOSITE - END/GRAB							
					DATE	TIME	DATE	TIME						
1	<i>SUEZ-15min</i>										<i>783</i>			
2	<i>SUEZ-1HR</i>													
3	<i>SUEZ-2HR</i>													
4														
5														
6														
7														
8														
9														
10														
11														
12														

Comments :	RELINQUISHED BY / AFFILIATION	DATE	TIME	ACCEPTED BY / AFFILIATION	DATE	TIME	SAMPLE CONDITIONS							
		<i>Keith Gilkey</i>	<i>5/3/21</i>	<i>1710</i>				Temp in °C	Received on Ice	Custody Sealed Cooler	Samples Intact	Y/N	Y/N	Y/N
											Y/N	Y/N	Y/N	Y/N
											Y/N	Y/N	Y/N	Y/N
											Y/N	Y/N	Y/N	Y/N
											Y/N	Y/N	Y/N	Y/N

SAMPLER NAME AND SIGNATURE		DATE Signed (MM/DD/YY)
PRINT Name of SAMPLER:	<i>Keith Gilkey</i>	
SIGNATURE OF SAMPLER:	<i>Keith Gilkey</i>	<i>05/03/21</i>

ORIGINAL

Attachment E

Blower Exhaust Analytical Results

May 17, 2021

Keith Gilkey
SCS Engineers
2830 Dairy Drive
Madison, WI 53718

RE: Project: 25220211.01 Former Highway Cle
Pace Project No.: 10558748

Dear Keith Gilkey:

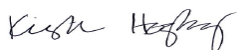
Enclosed are the analytical results for sample(s) received by the laboratory on May 05, 2021. The results relate only to the samples included in this report. Results reported herein conform to the applicable TNI/NELAC Standards and the laboratory's Quality Manual, where applicable, unless otherwise noted in the body of the report.

The test results provided in this final report were generated by each of the following laboratories within the Pace Network:

- Pace Analytical Services - Minneapolis

If you have any questions concerning this report, please feel free to contact me.

Sincerely,



Kirsten Hogberg
kirsten.hogberg@pacelabs.com
(612)607-1700
Project Manager

Enclosures



REPORT OF LABORATORY ANALYSIS

This report shall not be reproduced, except in full,
without the written consent of Pace Analytical Services, LLC.

CERTIFICATIONS

Project: 25220211.01 Former Highway Cle

Pace Project No.: 10558748

Pace Analytical Services, LLC - Minneapolis MN

1700 Elm Street SE, Minneapolis, MN 55414
1800 Elm Street SE, Minneapolis, MN 55414--Satellite Air Lab

A2LA Certification #: 2926.01*
Alabama Certification #: 40770
Alaska Contaminated Sites Certification #: 17-009*
Alaska DW Certification #: MN00064
Arizona Certification #: AZ0014*
Arkansas DW Certification #: MN00064
Arkansas WW Certification #: 88-0680
California Certification #: 2929
Colorado Certification #: MN00064
Connecticut Certification #: PH-0256
EPA Region 8 Tribal Water Systems+Wyoming DW Certification #: via MN 027-053-137
Florida Certification #: E87605*
Georgia Certification #: 959
Hawaii Certification #: MN00064
Idaho Certification #: MN00064
Illinois Certification #: 200011
Indiana Certification #: C-MN-01
Iowa Certification #: 368
Kansas Certification #: E-10167
Kentucky DW Certification #: 90062
Kentucky WW Certification #: 90062
Louisiana DEQ Certification #: AI-03086*
Louisiana DW Certification #: MN00064
Maine Certification #: MN00064*
Maryland Certification #: 322
Michigan Certification #: 9909
Minnesota Certification #: 027-053-137*
Minnesota Dept of Ag Approval: via MN 027-053-137
Minnesota Petrofund Registration #: 1240*
Mississippi Certification #: MN00064

Missouri Certification #: 10100
Montana Certification #: CERT0092
Nebraska Certification #: NE-OS-18-06
Nevada Certification #: MN00064
New Hampshire Certification #: 2081*
New Jersey Certification #: MN002
New York Certification #: 11647*
North Carolina DW Certification #: 27700
North Carolina WW Certification #: 530
North Dakota Certification #: R-036
Ohio DW Certification #: 41244
Ohio VAP Certification (1700) #: CL101
Ohio VAP Certification (1800) #: CL110*
Oklahoma Certification #: 9507*
Oregon Primary Certification #: MN300001
Oregon Secondary Certification #: MN200001*
Pennsylvania Certification #: 68-00563*
Puerto Rico Certification #: MN00064
South Carolina Certification #: 74003001
Tennessee Certification #: TN02818
Texas Certification #: T104704192*
Utah Certification #: MN00064*
Vermont Certification #: VT-027053137
Virginia Certification #: 460163*
Washington Certification #: C486*
West Virginia DEP Certification #: 382
West Virginia DW Certification #: 9952 C
Wisconsin Certification #: 999407970
Wyoming UST Certification #: via A2LA 2926.01
USDA Permit #: P330-19-00208
Please Note: Applicable air certifications are denoted with an asterisk ().

REPORT OF LABORATORY ANALYSIS

This report shall not be reproduced, except in full,
without the written consent of Pace Analytical Services, LLC.

SAMPLE SUMMARY

Project: 25220211.01 Former Highway Cle
Pace Project No.: 10558748

Lab ID	Sample ID	Matrix	Date Collected	Date Received
10558748001	SVEZ - 15 Min	Air	05/03/21 10:55	05/05/21 16:20
10558748002	SVEZ - 1 HR	Air	05/03/21 11:40	05/05/21 16:20
10558748003	SVEZ - 2 HR	Air	05/03/21 12:40	05/05/21 16:20
10558748004	Unused Canister #2440	Air		05/05/21 16:20

REPORT OF LABORATORY ANALYSIS

This report shall not be reproduced, except in full,
without the written consent of Pace Analytical Services, LLC.

SAMPLE ANALYTE COUNT

Project: 25220211.01 Former Highway Cle
Pace Project No.: 10558748

Lab ID	Sample ID	Method	Analysts	Analytes Reported	Laboratory
10558748001	SVEZ - 15 Min	TO-15	AJA, CH1	62	PASI-M
10558748002	SVEZ - 1 HR	TO-15	AJA, CH1	62	PASI-M
10558748003	SVEZ - 2 HR	TO-15	AJA, CH1	62	PASI-M

PASI-M = Pace Analytical Services - Minneapolis

REPORT OF LABORATORY ANALYSIS

This report shall not be reproduced, except in full,
without the written consent of Pace Analytical Services, LLC.

SUMMARY OF DETECTION

Project: 25220211.01 Former Highway Cle

Pace Project No.: 10558748

Lab Sample ID	Client Sample ID	Result	Units	Report Limit	Analyzed	Qualifiers
Method	Parameters					
10558748001	SVEZ - 15 Min					
TO-15	Acetone	74.3	ug/m3	14.2	05/15/21 05:01	
TO-15	Benzene	0.58J	ug/m3	0.76	05/15/21 05:01	
TO-15	2-Butanone (MEK)	6.1J	ug/m3	7.0	05/15/21 05:01	
TO-15	Carbon disulfide	2.4	ug/m3	1.5	05/15/21 05:01	
TO-15	Cyclohexane	1.2J	ug/m3	4.1	05/15/21 05:01	
TO-15	Dichlorodifluoromethane	293	ug/m3	2.4	05/15/21 05:01	
TO-15	cis-1,2-Dichloroethene	1.8J	ug/m3	1.9	05/15/21 05:01	
TO-15	Ethanol	14.0	ug/m3	4.5	05/15/21 05:01	
TO-15	Ethylbenzene	1.4J	ug/m3	2.1	05/15/21 05:01	
TO-15	4-Ethyltoluene	2.6J	ug/m3	5.9	05/15/21 05:01	
TO-15	n-Heptane	1.2J	ug/m3	2.0	05/15/21 05:01	
TO-15	n-Hexane	1.0J	ug/m3	1.7	05/15/21 05:01	
TO-15	2-Hexanone	1.1J	ug/m3	9.8	05/15/21 05:01	
TO-15	4-Methyl-2-pentanone (MIBK)	1.0J	ug/m3	9.8	05/15/21 05:01	
TO-15	2-Propanol	18.7	ug/m3	5.9	05/15/21 05:01	
TO-15	Styrene	419J	ug/m3	488	05/16/21 19:14	
TO-15	Tetrachloroethene	22400	ug/m3	389	05/16/21 19:14	
TO-15	Tetrahydrofuran	0.73J	ug/m3	1.4	05/15/21 05:01	
TO-15	Toluene	12.7	ug/m3	1.8	05/15/21 05:01	
TO-15	1,1,1-Trichloroethane	2.3J	ug/m3	2.6	05/15/21 05:01	
TO-15	Trichloroethene	12.8	ug/m3	1.3	05/15/21 05:01	
TO-15	Trichlorofluoromethane	3.2	ug/m3	2.7	05/15/21 05:01	
TO-15	1,2,4-Trimethylbenzene	5.4	ug/m3	2.3	05/15/21 05:01	
TO-15	1,3,5-Trimethylbenzene	1.9J	ug/m3	2.3	05/15/21 05:01	
TO-15	Xylene (Total)	14.2	ug/m3	6.2	05/15/21 05:01	
TO-15	m&p-Xylene	9.9	ug/m3	4.2	05/15/21 05:01	
TO-15	o-Xylene	4.3	ug/m3	2.1	05/15/21 05:01	
10558748002	SVEZ - 1 HR					
TO-15	Acetone	14.9	ug/m3	13.5	05/15/21 06:18	
TO-15	Benzene	0.51J	ug/m3	0.73	05/15/21 06:18	
TO-15	2-Butanone (MEK)	9.3	ug/m3	6.7	05/15/21 06:18	
TO-15	Chlorobenzene	0.38J	ug/m3	2.1	05/15/21 06:18	
TO-15	Dichlorodifluoromethane	310	ug/m3	2.3	05/15/21 06:18	
TO-15	cis-1,2-Dichloroethene	2.0	ug/m3	1.8	05/15/21 06:18	
TO-15	Ethanol	19.1	ug/m3	4.3	05/15/21 06:18	
TO-15	Ethyl acetate	0.94J	ug/m3	1.6	05/15/21 06:18	
TO-15	Ethylbenzene	0.80J	ug/m3	2.0	05/15/21 06:18	
TO-15	4-Ethyltoluene	2.3J	ug/m3	5.6	05/15/21 06:18	
TO-15	n-Hexane	1.2J	ug/m3	1.6	05/15/21 06:18	
TO-15	2-Hexanone	1.2J	ug/m3	9.3	05/15/21 06:18	
TO-15	4-Methyl-2-pentanone (MIBK)	0.89J	ug/m3	9.3	05/15/21 06:18	
TO-15	2-Propanol	3.0J	ug/m3	5.6	05/15/21 06:18	
TO-15	Styrene	407J	ug/m3	466	05/16/21 19:47	
TO-15	Tetrachloroethene	26900	ug/m3	370	05/16/21 19:47	
TO-15	Tetrahydrofuran	0.47J	ug/m3	1.3	05/15/21 06:18	
TO-15	Toluene	9.3	ug/m3	1.7	05/15/21 06:18	
TO-15	1,1,1-Trichloroethane	2.9	ug/m3	2.5	05/15/21 06:18	

REPORT OF LABORATORY ANALYSIS

This report shall not be reproduced, except in full,
without the written consent of Pace Analytical Services, LLC.

SUMMARY OF DETECTION

Project: 25220211.01 Former Highway Cle

Pace Project No.: 10558748

Lab Sample ID Method	Client Sample ID Parameters	Result	Units	Report Limit	Analyzed	Qualifiers
10558748002	SVEZ - 1 HR					
TO-15	Trichloroethene	13.3	ug/m3	1.2	05/15/21 06:18	
TO-15	Trichlorofluoromethane	3.4	ug/m3	2.6	05/15/21 06:18	
TO-15	1,2,4-Trimethylbenzene	4.1	ug/m3	2.2	05/15/21 06:18	
TO-15	1,3,5-Trimethylbenzene	1.4J	ug/m3	2.2	05/15/21 06:18	
TO-15	Xylene (Total)	9.6	ug/m3	5.9	05/15/21 06:18	
TO-15	m&p-Xylene	6.7	ug/m3	4.0	05/15/21 06:18	
TO-15	o-Xylene	2.9	ug/m3	2.0	05/15/21 06:18	
10558748003	SVEZ - 2 HR					
TO-15	Acetone	9.2J	ug/m3	13.2	05/15/21 05:40	
TO-15	2-Butanone (MEK)	5.0J	ug/m3	6.6	05/15/21 05:40	
TO-15	Dichlorodifluoromethane	313	ug/m3	2.2	05/15/21 05:40	
TO-15	cis-1,2-Dichloroethene	2.1	ug/m3	1.8	05/15/21 05:40	
TO-15	Ethanol	6.0	ug/m3	4.2	05/15/21 05:40	
TO-15	4-Ethyltoluene	1.1J	ug/m3	5.5	05/15/21 05:40	
TO-15	n-Heptane	0.89J	ug/m3	1.8	05/15/21 05:40	
TO-15	n-Hexane	0.53J	ug/m3	1.6	05/15/21 05:40	
TO-15	2-Propanol	1.8J	ug/m3	5.5	05/15/21 05:40	
TO-15	Styrene	253	ug/m3	1.9	05/15/21 05:40	
TO-15	Tetrachloroethene	9720	ug/m3	165	05/16/21 20:21	
TO-15	Toluene	5.5	ug/m3	1.7	05/15/21 05:40	
TO-15	1,1,1-Trichloroethane	2.3J	ug/m3	2.4	05/15/21 05:40	
TO-15	Trichloroethene	11.9	ug/m3	1.2	05/15/21 05:40	
TO-15	Trichlorofluoromethane	3.4	ug/m3	2.5	05/15/21 05:40	
TO-15	1,2,4-Trimethylbenzene	2.4	ug/m3	2.2	05/15/21 05:40	
TO-15	1,3,5-Trimethylbenzene	0.88J	ug/m3	2.2	05/15/21 05:40	
TO-15	Xylene (Total)	5.9	ug/m3	5.8	05/15/21 05:40	
TO-15	m&p-Xylene	4.1	ug/m3	3.9	05/15/21 05:40	
TO-15	o-Xylene	1.8J	ug/m3	1.9	05/15/21 05:40	

REPORT OF LABORATORY ANALYSIS

This report shall not be reproduced, except in full,
without the written consent of Pace Analytical Services, LLC.

ANALYTICAL RESULTS

Project: 25220211.01 Former Highway Cle

Sample Project No.: 10558748

Sample: **SVEZ - 15 Min** Lab ID: **10558748001** Collected: 05/03/21 10:55 Received: 05/05/21 16:20 Matrix: Air

Parameters	Results	Units	LOQ	LOD	DF	Prepared	Analyzed	CAS No.	Qual
TO15 MSV AIR									
Analytical Method: TO-15									
Pace Analytical Services - Minneapolis									
Acetone	74.3	ug/m3	14.2	4.3	2.35		05/15/21 05:01	67-64-1	
Benzene	0.58J	ug/m3	0.76	0.27	2.35		05/15/21 05:01	71-43-2	
Benzyl chloride	<2.1	ug/m3	6.2	2.1	2.35		05/15/21 05:01	100-44-7	
Bromodichloromethane	<0.56	ug/m3	3.2	0.56	2.35		05/15/21 05:01	75-27-4	
Bromoform	<3.8	ug/m3	12.3	3.8	2.35		05/15/21 05:01	75-25-2	
Bromomethane	<0.35	ug/m3	1.9	0.35	2.35		05/15/21 05:01	74-83-9	
1,3-Butadiene	<0.28	ug/m3	1.1	0.28	2.35		05/15/21 05:01	106-99-0	
2-Butanone (MEK)	6.1J	ug/m3	7.0	1.1	2.35		05/15/21 05:01	78-93-3	
Carbon disulfide	2.4	ug/m3	1.5	0.30	2.35		05/15/21 05:01	75-15-0	
Carbon tetrachloride	<0.66	ug/m3	3.0	0.66	2.35		05/15/21 05:01	56-23-5	
Chlorobenzene	<0.36	ug/m3	2.2	0.36	2.35		05/15/21 05:01	108-90-7	
Chloroethane	<0.53	ug/m3	1.3	0.53	2.35		05/15/21 05:01	75-00-3	
Chloroform	<0.43	ug/m3	1.2	0.43	2.35		05/15/21 05:01	67-66-3	
Chloromethane	<0.20	ug/m3	0.99	0.20	2.35		05/15/21 05:01	74-87-3	
Cyclohexane	1.2J	ug/m3	4.1	0.52	2.35		05/15/21 05:01	110-82-7	
Dibromochloromethane	<1.2	ug/m3	4.1	1.2	2.35		05/15/21 05:01	124-48-1	
1,2-Dibromoethane (EDB)	<0.70	ug/m3	1.8	0.70	2.35		05/15/21 05:01	106-93-4	
1,2-Dichlorobenzene	<0.95	ug/m3	7.2	0.95	2.35		05/15/21 05:01	95-50-1	
1,3-Dichlorobenzene	<1.2	ug/m3	7.2	1.2	2.35		05/15/21 05:01	541-73-1	
1,4-Dichlorobenzene	<2.1	ug/m3	7.2	2.1	2.35		05/15/21 05:01	106-46-7	
Dichlorodifluoromethane	293	ug/m3	2.4	0.44	2.35		05/15/21 05:01	75-71-8	
1,1-Dichloroethane	<0.39	ug/m3	1.9	0.39	2.35		05/15/21 05:01	75-34-3	
1,2-Dichloroethane	<0.46	ug/m3	1.9	0.46	2.35		05/15/21 05:01	107-06-2	
1,1-Dichloroethene	<0.32	ug/m3	1.9	0.32	2.35		05/15/21 05:01	75-35-4	
cis-1,2-Dichloroethene	1.8J	ug/m3	1.9	0.46	2.35		05/15/21 05:01	156-59-2	
trans-1,2-Dichloroethene	<0.39	ug/m3	1.9	0.39	2.35		05/15/21 05:01	156-60-5	
1,2-Dichloropropane	<0.63	ug/m3	2.2	0.63	2.35		05/15/21 05:01	78-87-5	
cis-1,3-Dichloropropene	<0.60	ug/m3	5.4	0.60	2.35		05/15/21 05:01	10061-01-5	
trans-1,3-Dichloropropene	<1.3	ug/m3	5.4	1.3	2.35		05/15/21 05:01	10061-02-6	
Dichlorotetrafluoroethane	<0.47	ug/m3	3.3	0.47	2.35		05/15/21 05:01	76-14-2	
Ethanol	14.0	ug/m3	4.5	1.4	2.35		05/15/21 05:01	64-17-5	
Ethyl acetate	<0.31	ug/m3	1.7	0.31	2.35		05/15/21 05:01	141-78-6	
Ethylbenzene	1.4J	ug/m3	2.1	0.73	2.35		05/15/21 05:01	100-41-4	
4-Ethyltoluene	2.6J	ug/m3	5.9	1.1	2.35		05/15/21 05:01	622-96-8	
n-Heptane	1.2J	ug/m3	2.0	0.43	2.35		05/15/21 05:01	142-82-5	
Hexachloro-1,3-butadiene	<2.9	ug/m3	12.7	2.9	2.35		05/15/21 05:01	87-68-3	
n-Hexane	1.0J	ug/m3	1.7	0.45	2.35		05/15/21 05:01	110-54-3	
2-Hexanone	1.1J	ug/m3	9.8	1.0	2.35		05/15/21 05:01	591-78-6	
Methylene Chloride	<1.4	ug/m3	8.3	1.4	2.35		05/15/21 05:01	75-09-2	
4-Methyl-2-pentanone (MIBK)	1.0J	ug/m3	9.8	0.75	2.35		05/15/21 05:01	108-10-1	
Methyl-tert-butyl ether	<0.30	ug/m3	8.6	0.30	2.35		05/15/21 05:01	1634-04-4	
Naphthalene	<5.1	ug/m3	6.3	5.1	2.35		05/15/21 05:01	91-20-3	
2-Propanol	18.7	ug/m3	5.9	1.2	2.35		05/15/21 05:01	67-63-0	
Propylene	<0.31	ug/m3	2.1	0.31	2.35		05/15/21 05:01	115-07-1	
Styrene	419J	ug/m3	488	217	564		05/16/21 19:14	100-42-5	

REPORT OF LABORATORY ANALYSIS

This report shall not be reproduced, except in full,
without the written consent of Pace Analytical Services, LLC.

ANALYTICAL RESULTS

Project: 25220211.01 Former Highway Cle

Pace Project No.: 10558748

Sample: SVEZ - 15 Min **Lab ID: 10558748001** Collected: 05/03/21 10:55 Received: 05/05/21 16:20 Matrix: Air

Parameters	Results	Units	LOQ	LOD	DF	Prepared	Analyzed	CAS No.	Qual
TO15 MSV AIR									
Analytical Method: TO-15									
Pace Analytical Services - Minneapolis									
1,1,2,2-Tetrachloroethane	<0.87	ug/m3	3.3	0.87	2.35		05/15/21 05:01	79-34-5	
Tetrachloroethene	22400	ug/m3	389	165	564		05/16/21 19:14	127-18-4	
Tetrahydrofuran	0.73J	ug/m3	1.4	0.42	2.35		05/15/21 05:01	109-99-9	
Toluene	12.7	ug/m3	1.8	0.57	2.35		05/15/21 05:01	108-88-3	
1,2,4-Trichlorobenzene	<11.5	ug/m3	17.7	11.5	2.35		05/15/21 05:01	120-82-1	
1,1,1-Trichloroethane	2.3J	ug/m3	2.6	0.44	2.35		05/15/21 05:01	71-55-6	
1,1,2-Trichloroethane	<0.46	ug/m3	1.3	0.46	2.35		05/15/21 05:01	79-00-5	
Trichloroethene	12.8	ug/m3	1.3	0.46	2.35		05/15/21 05:01	79-01-6	
Trichlorofluoromethane	3.2	ug/m3	2.7	0.55	2.35		05/15/21 05:01	75-69-4	
1,1,2-Trichlorotrifluoroethane	<0.68	ug/m3	3.7	0.68	2.35		05/15/21 05:01	76-13-1	
1,2,4-Trimethylbenzene	5.4	ug/m3	2.3	0.83	2.35		05/15/21 05:01	95-63-6	
1,3,5-Trimethylbenzene	1.9J	ug/m3	2.3	0.68	2.35		05/15/21 05:01	108-67-8	
Vinyl acetate	<0.49	ug/m3	1.7	0.49	2.35		05/15/21 05:01	108-05-4	
Vinyl chloride	<0.20	ug/m3	0.61	0.20	2.35		05/15/21 05:01	75-01-4	
Xylene (Total)	14.2	ug/m3	6.2	1.5	2.35		05/15/21 05:01	1330-20-7	
m&p-Xylene	9.9	ug/m3	4.2	1.5	2.35		05/15/21 05:01	179601-23-1	
o-Xylene	4.3	ug/m3	2.1	0.64	2.35		05/15/21 05:01	95-47-6	

Sample: SVEZ - 1 HR **Lab ID: 10558748002** Collected: 05/03/21 11:40 Received: 05/05/21 16:20 Matrix: Air

Parameters	Results	Units	LOQ	LOD	DF	Prepared	Analyzed	CAS No.	Qual
TO15 MSV AIR									
Analytical Method: TO-15									
Pace Analytical Services - Minneapolis									
Acetone	14.9	ug/m3	13.5	4.1	2.24		05/15/21 06:18	67-64-1	
Benzene	0.51J	ug/m3	0.73	0.26	2.24		05/15/21 06:18	71-43-2	
Benzyl chloride	<2.0	ug/m3	5.9	2.0	2.24		05/15/21 06:18	100-44-7	
Bromodichloromethane	<0.53	ug/m3	3.0	0.53	2.24		05/15/21 06:18	75-27-4	
Bromoform	<3.6	ug/m3	11.8	3.6	2.24		05/15/21 06:18	75-25-2	
Bromomethane	<0.34	ug/m3	1.8	0.34	2.24		05/15/21 06:18	74-83-9	
1,3-Butadiene	<0.27	ug/m3	1.0	0.27	2.24		05/15/21 06:18	106-99-0	
2-Butanone (MEK)	9.3	ug/m3	6.7	1.0	2.24		05/15/21 06:18	78-93-3	
Carbon disulfide	<0.29	ug/m3	1.4	0.29	2.24		05/15/21 06:18	75-15-0	
Carbon tetrachloride	<0.63	ug/m3	2.9	0.63	2.24		05/15/21 06:18	56-23-5	
Chlorobenzene	0.38J	ug/m3	2.1	0.35	2.24		05/15/21 06:18	108-90-7	
Chloroethane	<0.50	ug/m3	1.2	0.50	2.24		05/15/21 06:18	75-00-3	
Chloroform	<0.41	ug/m3	1.1	0.41	2.24		05/15/21 06:18	67-66-3	
Chloromethane	<0.19	ug/m3	0.94	0.19	2.24		05/15/21 06:18	74-87-3	
Cyclohexane	<0.50	ug/m3	3.9	0.50	2.24		05/15/21 06:18	110-82-7	
Dibromochloromethane	<1.2	ug/m3	3.9	1.2	2.24		05/15/21 06:18	124-48-1	
1,2-Dibromoethane (EDB)	<0.67	ug/m3	1.7	0.67	2.24		05/15/21 06:18	106-93-4	
1,2-Dichlorobenzene	<0.91	ug/m3	6.9	0.91	2.24		05/15/21 06:18	95-50-1	
1,3-Dichlorobenzene	<1.1	ug/m3	6.9	1.1	2.24		05/15/21 06:18	541-73-1	

REPORT OF LABORATORY ANALYSIS

This report shall not be reproduced, except in full,
without the written consent of Pace Analytical Services, LLC.

ANALYTICAL RESULTS

Project: 25220211.01 Former Highway Cle

Pace Project No.: 10558748

Sample: SVEZ - 1 HR **Lab ID: 10558748002** Collected: 05/03/21 11:40 Received: 05/05/21 16:20 Matrix: Air

Parameters	Results	Units	LOQ	LOD	DF	Prepared	Analyzed	CAS No.	Qual
TO15 MSV AIR									
Analytical Method: TO-15 Pace Analytical Services - Minneapolis									
1,4-Dichlorobenzene	<2.0	ug/m3	6.9	2.0	2.24		05/15/21 06:18	106-46-7	
Dichlorodifluoromethane	310	ug/m3	2.3	0.42	2.24		05/15/21 06:18	75-71-8	
1,1-Dichloroethane	<0.37	ug/m3	1.8	0.37	2.24		05/15/21 06:18	75-34-3	
1,2-Dichloroethane	<0.43	ug/m3	1.8	0.43	2.24		05/15/21 06:18	107-06-2	
1,1-Dichloroethene	<0.31	ug/m3	1.8	0.31	2.24		05/15/21 06:18	75-35-4	
cis-1,2-Dichloroethene	2.0	ug/m3	1.8	0.44	2.24		05/15/21 06:18	156-59-2	
trans-1,2-Dichloroethene	<0.38	ug/m3	1.8	0.38	2.24		05/15/21 06:18	156-60-5	
1,2-Dichloropropane	<0.60	ug/m3	2.1	0.60	2.24		05/15/21 06:18	78-87-5	
cis-1,3-Dichloropropene	<0.57	ug/m3	5.2	0.57	2.24		05/15/21 06:18	10061-01-5	
trans-1,3-Dichloropropene	<1.2	ug/m3	5.2	1.2	2.24		05/15/21 06:18	10061-02-6	
Dichlorotetrafluoroethane	<0.45	ug/m3	3.2	0.45	2.24		05/15/21 06:18	76-14-2	
Ethanol	19.1	ug/m3	4.3	1.3	2.24		05/15/21 06:18	64-17-5	
Ethyl acetate	0.94J	ug/m3	1.6	0.29	2.24		05/15/21 06:18	141-78-6	
Ethylbenzene	0.80J	ug/m3	2.0	0.69	2.24		05/15/21 06:18	100-41-4	
4-Ethyltoluene	2.3J	ug/m3	5.6	1.1	2.24		05/15/21 06:18	622-96-8	
n-Heptane	<0.41	ug/m3	1.9	0.41	2.24		05/15/21 06:18	142-82-5	
Hexachloro-1,3-butadiene	<2.8	ug/m3	12.1	2.8	2.24		05/15/21 06:18	87-68-3	
n-Hexane	1.2J	ug/m3	1.6	0.43	2.24		05/15/21 06:18	110-54-3	
2-Hexanone	1.2J	ug/m3	9.3	0.99	2.24		05/15/21 06:18	591-78-6	
Methylene Chloride	<1.3	ug/m3	7.9	1.3	2.24		05/15/21 06:18	75-09-2	
4-Methyl-2-pentanone (MIBK)	0.89J	ug/m3	9.3	0.72	2.24		05/15/21 06:18	108-10-1	
Methyl-tert-butyl ether	<0.28	ug/m3	8.2	0.28	2.24		05/15/21 06:18	1634-04-4	
Naphthalene	<4.9	ug/m3	6.0	4.9	2.24		05/15/21 06:18	91-20-3	
2-Propanol	3.0J	ug/m3	5.6	1.1	2.24		05/15/21 06:18	67-63-0	
Propylene	<0.29	ug/m3	2.0	0.29	2.24		05/15/21 06:18	115-07-1	
Styrene	407J	ug/m3	466	207	537.6		05/16/21 19:47	100-42-5	
1,1,2,2-Tetrachloroethane	<0.83	ug/m3	3.1	0.83	2.24		05/15/21 06:18	79-34-5	
Tetrachloroethene	26900	ug/m3	370	157	537.6		05/16/21 19:47	127-18-4	
Tetrahydrofuran	0.47J	ug/m3	1.3	0.40	2.24		05/15/21 06:18	109-99-9	
Toluene	9.3	ug/m3	1.7	0.55	2.24		05/15/21 06:18	108-88-3	
1,2,4-Trichlorobenzene	<10.9	ug/m3	16.9	10.9	2.24		05/15/21 06:18	120-82-1	
1,1,1-Trichloroethane	2.9	ug/m3	2.5	0.42	2.24		05/15/21 06:18	71-55-6	
1,1,2-Trichloroethane	<0.44	ug/m3	1.2	0.44	2.24		05/15/21 06:18	79-00-5	
Trichloroethene	13.3	ug/m3	1.2	0.44	2.24		05/15/21 06:18	79-01-6	
Trichlorofluoromethane	3.4	ug/m3	2.6	0.52	2.24		05/15/21 06:18	75-69-4	
1,1,2-Trichlorotrifluoroethane	<0.65	ug/m3	3.5	0.65	2.24		05/15/21 06:18	76-13-1	
1,2,4-Trimethylbenzene	4.1	ug/m3	2.2	0.79	2.24		05/15/21 06:18	95-63-6	
1,3,5-Trimethylbenzene	1.4J	ug/m3	2.2	0.65	2.24		05/15/21 06:18	108-67-8	
Vinyl acetate	<0.47	ug/m3	1.6	0.47	2.24		05/15/21 06:18	108-05-4	
Vinyl chloride	<0.19	ug/m3	0.58	0.19	2.24		05/15/21 06:18	75-01-4	
Xylene (Total)	9.6	ug/m3	5.9	1.4	2.24		05/15/21 06:18	1330-20-7	
m&p-Xylene	6.7	ug/m3	4.0	1.4	2.24		05/15/21 06:18	179601-23-1	
o-Xylene	2.9	ug/m3	2.0	0.61	2.24		05/15/21 06:18	95-47-6	

REPORT OF LABORATORY ANALYSIS

This report shall not be reproduced, except in full,
without the written consent of Pace Analytical Services, LLC.

ANALYTICAL RESULTS

Project: 25220211.01 Former Highway Cle

Sample Project No.: 10558748

Sample: **SVEZ - 2 HR** Lab ID: **10558748003** Collected: 05/03/21 12:40 Received: 05/05/21 16:20 Matrix: Air

Parameters	Results	Units	LOQ	LOD	DF	Prepared	Analyzed	CAS No.	Qual
TO15 MSV AIR									
Analytical Method: TO-15									
Pace Analytical Services - Minneapolis									
Acetone	9.2J	ug/m3	13.2	4.0	2.19		05/15/21 05:40	67-64-1	
Benzene	<0.25	ug/m3	0.71	0.25	2.19		05/15/21 05:40	71-43-2	
Benzyl chloride	<1.9	ug/m3	5.8	1.9	2.19		05/15/21 05:40	100-44-7	
Bromodichloromethane	<0.52	ug/m3	3.0	0.52	2.19		05/15/21 05:40	75-27-4	
Bromoform	<3.5	ug/m3	11.5	3.5	2.19		05/15/21 05:40	75-25-2	
Bromomethane	<0.33	ug/m3	1.7	0.33	2.19		05/15/21 05:40	74-83-9	
1,3-Butadiene	<0.26	ug/m3	0.99	0.26	2.19		05/15/21 05:40	106-99-0	
2-Butanone (MEK)	5.0J	ug/m3	6.6	1.0	2.19		05/15/21 05:40	78-93-3	
Carbon disulfide	<0.28	ug/m3	1.4	0.28	2.19		05/15/21 05:40	75-15-0	
Carbon tetrachloride	<0.61	ug/m3	2.8	0.61	2.19		05/15/21 05:40	56-23-5	
Chlorobenzene	<0.34	ug/m3	2.0	0.34	2.19		05/15/21 05:40	108-90-7	
Chloroethane	<0.49	ug/m3	1.2	0.49	2.19		05/15/21 05:40	75-00-3	
Chloroform	<0.40	ug/m3	1.1	0.40	2.19		05/15/21 05:40	67-66-3	
Chloromethane	<0.19	ug/m3	0.92	0.19	2.19		05/15/21 05:40	74-87-3	
Cyclohexane	<0.48	ug/m3	3.8	0.48	2.19		05/15/21 05:40	110-82-7	
Dibromochloromethane	<1.1	ug/m3	3.8	1.1	2.19		05/15/21 05:40	124-48-1	
1,2-Dibromoethane (EDB)	<0.66	ug/m3	1.7	0.66	2.19		05/15/21 05:40	106-93-4	
1,2-Dichlorobenzene	<0.89	ug/m3	6.7	0.89	2.19		05/15/21 05:40	95-50-1	
1,3-Dichlorobenzene	<1.1	ug/m3	6.7	1.1	2.19		05/15/21 05:40	541-73-1	
1,4-Dichlorobenzene	<1.9	ug/m3	6.7	1.9	2.19		05/15/21 05:40	106-46-7	
Dichlorodifluoromethane	313	ug/m3	2.2	0.41	2.19		05/15/21 05:40	75-71-8	
1,1-Dichloroethane	<0.36	ug/m3	1.8	0.36	2.19		05/15/21 05:40	75-34-3	
1,2-Dichloroethane	<0.42	ug/m3	1.8	0.42	2.19		05/15/21 05:40	107-06-2	
1,1-Dichloroethene	<0.30	ug/m3	1.8	0.30	2.19		05/15/21 05:40	75-35-4	
cis-1,2-Dichloroethene	2.1	ug/m3	1.8	0.43	2.19		05/15/21 05:40	156-59-2	
trans-1,2-Dichloroethene	<0.37	ug/m3	1.8	0.37	2.19		05/15/21 05:40	156-60-5	
1,2-Dichloropropane	<0.59	ug/m3	2.1	0.59	2.19		05/15/21 05:40	78-87-5	
cis-1,3-Dichloropropene	<0.56	ug/m3	5.1	0.56	2.19		05/15/21 05:40	10061-01-5	
trans-1,3-Dichloropropene	<1.2	ug/m3	5.1	1.2	2.19		05/15/21 05:40	10061-02-6	
Dichlorotetrafluoroethane	<0.44	ug/m3	3.1	0.44	2.19		05/15/21 05:40	76-14-2	
Ethanol	6.0	ug/m3	4.2	1.3	2.19		05/15/21 05:40	64-17-5	
Ethyl acetate	<0.29	ug/m3	1.6	0.29	2.19		05/15/21 05:40	141-78-6	
Ethylbenzene	<0.68	ug/m3	1.9	0.68	2.19		05/15/21 05:40	100-41-4	
4-Ethyltoluene	1.1J	ug/m3	5.5	1.0	2.19		05/15/21 05:40	622-96-8	
n-Heptane	0.89J	ug/m3	1.8	0.40	2.19		05/15/21 05:40	142-82-5	
Hexachloro-1,3-butadiene	<2.7	ug/m3	11.9	2.7	2.19		05/15/21 05:40	87-68-3	
n-Hexane	0.53J	ug/m3	1.6	0.42	2.19		05/15/21 05:40	110-54-3	
2-Hexanone	<0.97	ug/m3	9.1	0.97	2.19		05/15/21 05:40	591-78-6	
Methylene Chloride	<1.3	ug/m3	7.7	1.3	2.19		05/15/21 05:40	75-09-2	
4-Methyl-2-pentanone (MIBK)	<0.70	ug/m3	9.1	0.70	2.19		05/15/21 05:40	108-10-1	
Methyl-tert-butyl ether	<0.28	ug/m3	8.0	0.28	2.19		05/15/21 05:40	1634-04-4	
Naphthalene	<4.8	ug/m3	5.8	4.8	2.19		05/15/21 05:40	91-20-3	
2-Propanol	1.8J	ug/m3	5.5	1.1	2.19		05/15/21 05:40	67-63-0	
Propylene	<0.28	ug/m3	1.9	0.28	2.19		05/15/21 05:40	115-07-1	
Styrene	253	ug/m3	1.9	0.84	2.19		05/15/21 05:40	100-42-5	

REPORT OF LABORATORY ANALYSIS

This report shall not be reproduced, except in full,
without the written consent of Pace Analytical Services, LLC.

ANALYTICAL RESULTS

Project: 25220211.01 Former Highway Cle

Pace Project No.: 10558748

Sample: SVEZ - 2 HR **Lab ID: 10558748003** Collected: 05/03/21 12:40 Received: 05/05/21 16:20 Matrix: Air

Parameters	Results	Units	LOQ	LOD	DF	Prepared	Analyzed	CAS No.	Qual
TO15 MSV AIR									
Analytical Method: TO-15									
Pace Analytical Services - Minneapolis									
1,1,2,2-Tetrachloroethane	<0.81	ug/m3	3.1	0.81	2.19		05/15/21 05:40	79-34-5	
Tetrachloroethene	9720	ug/m3	165	70.1	240		05/16/21 20:21	127-18-4	
Tetrahydrofuran	<0.39	ug/m3	1.3	0.39	2.19		05/15/21 05:40	109-99-9	
Toluene	5.5	ug/m3	1.7	0.53	2.19		05/15/21 05:40	108-88-3	
1,2,4-Trichlorobenzene	<10.7	ug/m3	16.5	10.7	2.19		05/15/21 05:40	120-82-1	
1,1,1-Trichloroethane	2.3J	ug/m3	2.4	0.41	2.19		05/15/21 05:40	71-55-6	
1,1,2-Trichloroethane	<0.43	ug/m3	1.2	0.43	2.19		05/15/21 05:40	79-00-5	
Trichloroethene	11.9	ug/m3	1.2	0.43	2.19		05/15/21 05:40	79-01-6	
Trichlorofluoromethane	3.4	ug/m3	2.5	0.51	2.19		05/15/21 05:40	75-69-4	
1,1,2-Trichlorotrifluoroethane	<0.63	ug/m3	3.4	0.63	2.19		05/15/21 05:40	76-13-1	
1,2,4-Trimethylbenzene	2.4	ug/m3	2.2	0.78	2.19		05/15/21 05:40	95-63-6	
1,3,5-Trimethylbenzene	0.88J	ug/m3	2.2	0.64	2.19		05/15/21 05:40	108-67-8	
Vinyl acetate	<0.46	ug/m3	1.6	0.46	2.19		05/15/21 05:40	108-05-4	
Vinyl chloride	<0.19	ug/m3	0.57	0.19	2.19		05/15/21 05:40	75-01-4	
Xylene (Total)	5.9	ug/m3	5.8	1.4	2.19		05/15/21 05:40	1330-20-7	
m&p-Xylene	4.1	ug/m3	3.9	1.4	2.19		05/15/21 05:40	179601-23-1	
o-Xylene	1.8J	ug/m3	1.9	0.59	2.19		05/15/21 05:40	95-47-6	

REPORT OF LABORATORY ANALYSIS

This report shall not be reproduced, except in full,
without the written consent of Pace Analytical Services, LLC.

QUALITY CONTROL DATA

Project: 25220211.01 Former Highway Cle

Pace Project No.: 10558748

QC Batch: 742186

Analysis Method: TO-15

QC Batch Method: TO-15

Analysis Description: TO15 MSV AIR Low Level

Laboratory:

Pace Analytical Services - Minneapolis

Associated Lab Samples: 10558748001, 10558748002, 10558748003

METHOD BLANK: 3957947

Matrix: Air

Associated Lab Samples: 10558748001, 10558748002, 10558748003

Parameter	Units	Blank Result	Reporting Limit	Analyzed	Qualifiers
1,1,1-Trichloroethane	ug/m3	<0.19	1.1	05/14/21 10:04	
1,1,2,2-Tetrachloroethane	ug/m3	<0.37	1.4	05/14/21 10:04	
1,1,2-Trichloroethane	ug/m3	<0.20	0.56	05/14/21 10:04	
1,1,2-Trichlorotrifluoroethane	ug/m3	<0.29	1.6	05/14/21 10:04	
1,1-Dichloroethane	ug/m3	<0.16	0.82	05/14/21 10:04	
1,1-Dichloroethene	ug/m3	<0.14	0.81	05/14/21 10:04	
1,2,4-Trichlorobenzene	ug/m3	<4.9	7.5	05/14/21 10:04	
1,2,4-Trimethylbenzene	ug/m3	<0.35	1.0	05/14/21 10:04	
1,2-Dibromoethane (EDB)	ug/m3	<0.30	0.78	05/14/21 10:04	
1,2-Dichlorobenzene	ug/m3	<0.40	3.1	05/14/21 10:04	
1,2-Dichloroethane	ug/m3	<0.19	0.82	05/14/21 10:04	
1,2-Dichloropropane	ug/m3	<0.27	0.94	05/14/21 10:04	
1,3,5-Trimethylbenzene	ug/m3	<0.29	1.0	05/14/21 10:04	
1,3-Butadiene	ug/m3	<0.12	0.45	05/14/21 10:04	
1,3-Dichlorobenzene	ug/m3	<0.51	3.1	05/14/21 10:04	
1,4-Dichlorobenzene	ug/m3	<0.88	3.1	05/14/21 10:04	
2-Butanone (MEK)	ug/m3	<0.46	3.0	05/14/21 10:04	
2-Hexanone	ug/m3	<0.44	4.2	05/14/21 10:04	
2-Propanol	ug/m3	<0.51	2.5	05/14/21 10:04	
4-Ethyltoluene	ug/m3	<0.47	2.5	05/14/21 10:04	
4-Methyl-2-pentanone (MIBK)	ug/m3	<0.32	4.2	05/14/21 10:04	
Acetone	ug/m3	<1.8	6.0	05/14/21 10:04	
Benzene	ug/m3	<0.11	0.32	05/14/21 10:04	
Benzyl chloride	ug/m3	<0.89	2.6	05/14/21 10:04	
Bromodichloromethane	ug/m3	<0.24	1.4	05/14/21 10:04	
Bromoform	ug/m3	<1.6	5.2	05/14/21 10:04	
Bromomethane	ug/m3	<0.15	0.79	05/14/21 10:04	
Carbon disulfide	ug/m3	<0.13	0.63	05/14/21 10:04	
Carbon tetrachloride	ug/m3	<0.28	1.3	05/14/21 10:04	
Chlorobenzene	ug/m3	<0.16	0.94	05/14/21 10:04	
Chloroethane	ug/m3	<0.22	0.54	05/14/21 10:04	
Chloroform	ug/m3	<0.18	0.50	05/14/21 10:04	
Chloromethane	ug/m3	<0.085	0.42	05/14/21 10:04	
cis-1,2-Dichloroethene	ug/m3	<0.20	0.81	05/14/21 10:04	
cis-1,3-Dichloropropene	ug/m3	<0.26	2.3	05/14/21 10:04	
Cyclohexane	ug/m3	<0.22	1.8	05/14/21 10:04	
Dibromochloromethane	ug/m3	<0.52	1.7	05/14/21 10:04	
Dichlorodifluoromethane	ug/m3	<0.19	1.0	05/14/21 10:04	
Dichlorotetrafluoroethane	ug/m3	<0.20	1.4	05/14/21 10:04	
Ethanol	ug/m3	<0.59	1.9	05/14/21 10:04	

Results presented on this page are in the units indicated by the "Units" column except where an alternate unit is presented to the right of the result.

REPORT OF LABORATORY ANALYSIS

This report shall not be reproduced, except in full,
without the written consent of Pace Analytical Services, LLC.

QUALITY CONTROL DATA

Project: 25220211.01 Former Highway Cle

Pace Project No.: 10558748

METHOD BLANK: 3957947

Matrix: Air

Associated Lab Samples: 10558748001, 10558748002, 10558748003

Parameter	Units	Blank Result	Reporting Limit	Analyzed	Qualifiers
Ethyl acetate	ug/m3	<0.13	0.73	05/14/21 10:04	
Ethylbenzene	ug/m3	<0.31	0.88	05/14/21 10:04	
Hexachloro-1,3-butadiene	ug/m3	<1.2	5.4	05/14/21 10:04	
m&p-Xylene	ug/m3	<0.64	1.8	05/14/21 10:04	
Methyl-tert-butyl ether	ug/m3	<0.13	3.7	05/14/21 10:04	
Methylene Chloride	ug/m3	<0.59	3.5	05/14/21 10:04	
n-Heptane	ug/m3	<0.18	0.83	05/14/21 10:04	
n-Hexane	ug/m3	<0.19	0.72	05/14/21 10:04	
Naphthalene	ug/m3	<2.2	2.7	05/14/21 10:04	
o-Xylene	ug/m3	<0.27	0.88	05/14/21 10:04	
Propylene	ug/m3	<0.13	0.88	05/14/21 10:04	
Styrene	ug/m3	<0.38	0.87	05/14/21 10:04	
Tetrachloroethene	ug/m3	<0.29	0.69	05/14/21 10:04	
Tetrahydrofuran	ug/m3	<0.18	0.60	05/14/21 10:04	
Toluene	ug/m3	<0.24	0.77	05/14/21 10:04	
trans-1,2-Dichloroethene	ug/m3	<0.17	0.81	05/14/21 10:04	
trans-1,3-Dichloropropene	ug/m3	<0.54	2.3	05/14/21 10:04	
Trichloroethene	ug/m3	<0.20	0.55	05/14/21 10:04	
Trichlorofluoromethane	ug/m3	<0.23	1.1	05/14/21 10:04	
Vinyl acetate	ug/m3	<0.21	0.72	05/14/21 10:04	
Vinyl chloride	ug/m3	<0.087	0.26	05/14/21 10:04	
Xylene (Total)	ug/m3	<0.64	2.6	05/14/21 10:04	

LABORATORY CONTROL SAMPLE: 3957948

Parameter	Units	Spike Conc.	LCS Result	LCS % Rec	% Rec Limits	Qualifiers
1,1,1-Trichloroethane	ug/m3	59.3	59.1	100	70-130	
1,1,2,2-Tetrachloroethane	ug/m3	75.4	74.1	98	70-132	
1,1,2-Trichloroethane	ug/m3	59.6	57.9	97	70-134	
1,1,2-Trichlorotrifluoroethane	ug/m3	83.6	81.8	98	70-130	
1,1-Dichloroethane	ug/m3	43.9	43.4	99	70-133	
1,1-Dichloroethene	ug/m3	43.5	44.2	101	70-130	
1,2,4-Trichlorobenzene	ug/m3	177	178	101	69-132	
1,2,4-Trimethylbenzene	ug/m3	54	54.7	101	70-142	
1,2-Dibromoethane (EDB)	ug/m3	82.5	82.9	100	70-138	
1,2-Dichlorobenzene	ug/m3	66.2	68.1	103	70-146	
1,2-Dichloroethane	ug/m3	44.4	45.2	102	70-132	
1,2-Dichloropropane	ug/m3	50.6	48.6	96	70-134	
1,3,5-Trimethylbenzene	ug/m3	53.7	54.7	102	70-143	
1,3-Butadiene	ug/m3	24.2	25.4	105	70-136	
1,3-Dichlorobenzene	ug/m3	66.3	69.0	104	70-145	
1,4-Dichlorobenzene	ug/m3	66.3	70.0	106	70-140	
2-Butanone (MEK)	ug/m3	32.3	30.4	94	50-139	
2-Hexanone	ug/m3	44.8	45.4	101	70-148	

Results presented on this page are in the units indicated by the "Units" column except where an alternate unit is presented to the right of the result.

REPORT OF LABORATORY ANALYSIS

This report shall not be reproduced, except in full,
without the written consent of Pace Analytical Services, LLC.

QUALITY CONTROL DATA

Project: 25220211.01 Former Highway Cle

Pace Project No.: 10558748

LABORATORY CONTROL SAMPLE: 3957948

Parameter	Units	Spike Conc.	LCS Result	LCS % Rec	% Rec Limits	Qualifiers
2-Propanol	ug/m3	149	155	104	67-135	
4-Ethyltoluene	ug/m3	53.7	55.6	104	70-145	
4-Methyl-2-pentanone (MIBK)	ug/m3	44.9	43.0	96	70-139	
Acetone	ug/m3	128	127	99	64-130	
Benzene	ug/m3	34.8	32.4	93	70-131	
Benzyl chloride	ug/m3	57.6	67.8	118	70-130	
Bromodichloromethane	ug/m3	73.1	73.4	100	70-133	
Bromoform	ug/m3	114	121	106	70-137	
Bromomethane	ug/m3	42.5	43.4	102	64-134	
Carbon disulfide	ug/m3	34.4	34.3	100	70-131	
Carbon tetrachloride	ug/m3	69.4	69.8	101	70-131	
Chlorobenzene	ug/m3	50.2	48.3	96	70-130	
Chloroethane	ug/m3	28.8	30.4	105	69-141	
Chloroform	ug/m3	52.4	51.3	98	70-130	
Chloromethane	ug/m3	22.6	22.3	99	70-130	
cis-1,2-Dichloroethene	ug/m3	43.4	44.6	103	70-137	
cis-1,3-Dichloropropene	ug/m3	49.4	51.2	104	70-144	
Cyclohexane	ug/m3	37.4	33.1	89	70-137	
Dibromochloromethane	ug/m3	93.2	95.9	103	70-132	
Dichlorodifluoromethane	ug/m3	54.6	54.8	100	70-130	
Dichlorotetrafluoroethane	ug/m3	71.2	72.9	102	70-130	
Ethanol	ug/m3	124	125	101	63-133	
Ethyl acetate	ug/m3	38.9	37.5	96	70-136	
Ethylbenzene	ug/m3	47.8	49.7	104	70-142	
Hexachloro-1,3-butadiene	ug/m3	133	140	106	70-135	
m&p-Xylene	ug/m3	95.4	93.6	98	70-141	
Methyl-tert-butyl ether	ug/m3	39.6	39.8	100	70-143	
Methylene Chloride	ug/m3	190	187	98	70-130	
n-Heptane	ug/m3	44.6	39.8	89	70-137	
n-Hexane	ug/m3	38	35.0	92	70-135	
Naphthalene	ug/m3	65.2	65.3	100	67-132	
o-Xylene	ug/m3	47.6	46.7	98	70-141	
Propylene	ug/m3	18.9	18.2	96	70-130	
Styrene	ug/m3	47	49.3	105	70-142	
Tetrachloroethene	ug/m3	73.4	70.9	97	70-130	
Tetrahydrofuran	ug/m3	32.1	31.7	99	70-136	
Toluene	ug/m3	41.6	40.5	98	70-138	
trans-1,2-Dichloroethene	ug/m3	43.6	44.3	102	70-130	
trans-1,3-Dichloropropene	ug/m3	50.5	54.0	107	70-145	
Trichloroethene	ug/m3	58.4	57.1	98	70-130	
Trichlorofluoromethane	ug/m3	62	66.9	108	69-135	
Vinyl acetate	ug/m3	46.4	48.2	104	70-146	
Vinyl chloride	ug/m3	28	28.8	103	70-137	
Xylene (Total)	ug/m3	143	140	98	70-130	

Results presented on this page are in the units indicated by the "Units" column except where an alternate unit is presented to the right of the result.

REPORT OF LABORATORY ANALYSIS

This report shall not be reproduced, except in full,
without the written consent of Pace Analytical Services, LLC.

QUALITY CONTROL DATA

Project: 25220211.01 Former Highway Cle

Pace Project No.: 10558748

SAMPLE DUPLICATE: 3959460

Parameter	Units	10558406001 Result	Dup Result	RPD	Max RPD	Qualifiers
1,1,1-Trichloroethane	ug/m3	ND	<0.31		25	
1,1,2,2-Tetrachloroethane	ug/m3	ND	<0.62		25	
1,1,2-Trichloroethane	ug/m3	ND	<0.33		25	
1,1,2-Trichlorotrifluoroethane	ug/m3	ND	0.92J		25	
1,1-Dichloroethane	ug/m3	ND	<0.28		25	
1,1-Dichloroethene	ug/m3	ND	<0.23		25	
1,2,4-Trichlorobenzene	ug/m3	ND	<8.2		25	
1,2,4-Trimethylbenzene	ug/m3	33.5	34.7	4	25	
1,2-Dibromoethane (EDB)	ug/m3	ND	<0.50		25	
1,2-Dichlorobenzene	ug/m3	ND	<0.68		25	
1,2-Dichloroethane	ug/m3	ND	<0.33		25	
1,2-Dichloropropane	ug/m3	ND	<0.45		25	
1,3,5-Trimethylbenzene	ug/m3	8.7	9.0	3	25	
1,3-Butadiene	ug/m3	ND	<0.20		25	
1,3-Dichlorobenzene	ug/m3	ND	0.88J		25	
1,4-Dichlorobenzene	ug/m3	ND	<1.5		25	
2-Butanone (MEK)	ug/m3	10.8	11.1	3	25	
2-Hexanone	ug/m3	ND	1.1J		25	
2-Propanol	ug/m3	14.7	15.5	6	25	
4-Ethyltoluene	ug/m3	13.7	14.0	2	25	
4-Methyl-2-pentanone (MIBK)	ug/m3	ND	1.2J		25	
Acetone	ug/m3	22.5	23.0	2	25	
Benzene	ug/m3	5.0	5.2	3	25	
Benzyl chloride	ug/m3	ND	<1.5		25	
Bromodichloromethane	ug/m3	ND	<0.40		25	
Bromoform	ug/m3	ND	<2.7		25	
Bromomethane	ug/m3	ND	<0.25		25	
Carbon disulfide	ug/m3	1.6	1.7	5	25	
Carbon tetrachloride	ug/m3	ND	<0.47		25	
Chlorobenzene	ug/m3	ND	<0.26		25	
Chloroethane	ug/m3	ND	0.77J		25	
Chloroform	ug/m3	ND	0.74J		25	
Chloromethane	ug/m3	0.94	0.96	1	25	
cis-1,2-Dichloroethene	ug/m3	ND	<0.33		25	
cis-1,3-Dichloropropene	ug/m3	ND	<0.43		25	
Cyclohexane	ug/m3	3.4	3.4	2	25	
Dibromochloromethane	ug/m3	ND	<0.87		25	
Dichlorodifluoromethane	ug/m3	2.6	2.4	8	25	
Dichlorotetrafluoroethane	ug/m3	ND	<0.34		25	
Ethanol	ug/m3	21.9	23.6	8	25	
Ethyl acetate	ug/m3	ND	<0.22		25	
Ethylbenzene	ug/m3	26.6	27.5	3	25	
Hexachloro-1,3-butadiene	ug/m3	ND	<2.1		25	
m&p-Xylene	ug/m3	120	124	4	25	
Methyl-tert-butyl ether	ug/m3	ND	<0.21		25	
Methylene Chloride	ug/m3	ND	<1.0		25	
n-Heptane	ug/m3	9.1	9.5	4	25	

Results presented on this page are in the units indicated by the "Units" column except where an alternate unit is presented to the right of the result.

REPORT OF LABORATORY ANALYSIS

This report shall not be reproduced, except in full,
without the written consent of Pace Analytical Services, LLC.

QUALITY CONTROL DATA

Project: 25220211.01 Former Highway Cle

Pace Project No.: 10558748

SAMPLE DUPLICATE: 3959460

Parameter	Units	10558406001 Result	Dup Result	RPD	Max RPD	Qualifiers
n-Hexane	ug/m3	6.8	7.1	5	25	
Naphthalene	ug/m3	ND	<3.6		25	
o-Xylene	ug/m3	36.3	37.7	4	25	
Propylene	ug/m3	ND	<0.22		25	
Styrene	ug/m3	ND	1.5		25	
Tetrachloroethene	ug/m3	10.6	10.7	1	25	
Tetrahydrofuran	ug/m3	ND	<0.30		25	
Toluene	ug/m3	98.6	102	4	25	
trans-1,2-Dichloroethene	ug/m3	ND	<0.28		25	
trans-1,3-Dichloropropene	ug/m3	ND	<0.91		25	
Trichloroethene	ug/m3	ND	<0.33		25	
Trichlorofluoromethane	ug/m3	4.3	5.0	14	25	
Vinyl acetate	ug/m3	ND	<0.35		25	
Vinyl chloride	ug/m3	ND	<0.15		25	
Xylene (Total)	ug/m3	156	162	4	25	

SAMPLE DUPLICATE: 3959461

Parameter	Units	10558406002 Result	Dup Result	RPD	Max RPD	Qualifiers
1,1,1-Trichloroethane	ug/m3	ND	<0.31		25	
1,1,2,2-Tetrachloroethane	ug/m3	ND	<0.62		25	
1,1,2-Trichloroethane	ug/m3	ND	<0.33		25	
1,1,2-Trichlorotrifluoroethane	ug/m3	ND	<0.49		25	
1,1-Dichloroethane	ug/m3	ND	<0.28		25	
1,1-Dichloroethene	ug/m3	ND	<0.23		25	
1,2,4-Trichlorobenzene	ug/m3	ND	<8.2		25	
1,2,4-Trimethylbenzene	ug/m3	36.1	39.3	8	25	
1,2-Dibromoethane (EDB)	ug/m3	ND	<0.50		25	
1,2-Dichlorobenzene	ug/m3	ND	<0.68		25	
1,2-Dichloroethane	ug/m3	ND	<0.33		25	
1,2-Dichloropropane	ug/m3	ND	<0.45		25	
1,3,5-Trimethylbenzene	ug/m3	9.4	10.5	12	25	
1,3-Butadiene	ug/m3	ND	<0.20		25	
1,3-Dichlorobenzene	ug/m3	ND	<0.86		25	
1,4-Dichlorobenzene	ug/m3	ND	<1.5		25	
2-Butanone (MEK)	ug/m3	ND	<0.78		25	
2-Hexanone	ug/m3	ND	<0.74		25	
2-Propanol	ug/m3	5.0	5.9	15	25	
4-Ethyltoluene	ug/m3	14.8	16.1	9	25	
4-Methyl-2-pentanone (MIBK)	ug/m3	ND	1.1J		25	
Acetone	ug/m3	24.8	27.5	10	25	
Benzene	ug/m3	9.4	10.1	7	25	
Benzyl chloride	ug/m3	ND	<1.5		25	
Bromodichloromethane	ug/m3	ND	<0.40		25	
Bromoform	ug/m3	ND	<2.7		25	

Results presented on this page are in the units indicated by the "Units" column except where an alternate unit is presented to the right of the result.

REPORT OF LABORATORY ANALYSIS

This report shall not be reproduced, except in full,
without the written consent of Pace Analytical Services, LLC.

QUALITY CONTROL DATA

Project: 25220211.01 Former Highway Cle

Pace Project No.: 10558748

SAMPLE DUPLICATE: 3959461

Parameter	Units	10558406002 Result	Dup Result	RPD	Max RPD	Qualifiers
Bromomethane	ug/m3	ND	<0.25		25	
Carbon disulfide	ug/m3	7.6	8.1	7	25	
Carbon tetrachloride	ug/m3	ND	<0.47		25	
Chlorobenzene	ug/m3	ND	<0.26		25	
Chloroethane	ug/m3	1.2	1.4	16	25	
Chloroform	ug/m3	ND	0.55J		25	
Chloromethane	ug/m3	1.6	<0.14		25	
cis-1,2-Dichloroethene	ug/m3	ND	<0.33		25	
cis-1,3-Dichloropropene	ug/m3	ND	<0.43		25	
Cyclohexane	ug/m3	8.0	8.9	10	25	
Dibromochloromethane	ug/m3	ND	<0.87		25	
Dichlorodifluoromethane	ug/m3	2.6	2.7	4	25	
Dichlorotetrafluoroethane	ug/m3	ND	<0.34		25	
Ethanol	ug/m3	58.3	66.0	12	25	
Ethyl acetate	ug/m3	ND	<0.22		25	
Ethylbenzene	ug/m3	32.4	35.4	9	25	
Hexachloro-1,3-butadiene	ug/m3	ND	<2.1		25	
m&p-Xylene	ug/m3	139	151	8	25	
Methyl-tert-butyl ether	ug/m3	ND	<0.21		25	
Methylene Chloride	ug/m3	ND	<1.0		25	
n-Heptane	ug/m3	14.1	15.5	9	25	
n-Hexane	ug/m3	17.1	18.7	9	25	
Naphthalene	ug/m3	ND	<3.6		25	
o-Xylene	ug/m3	42.3	46.0	8	25	
Propylene	ug/m3	ND	<0.22		25	
Styrene	ug/m3	1.6	1.7	7	25	
Tetrachloroethene	ug/m3	19.8	21.5	8	25	
Tetrahydrofuran	ug/m3	1.3	1.5	18	25	
Toluene	ug/m3	136	147	8	25	
trans-1,2-Dichloroethene	ug/m3	ND	<0.28		25	
trans-1,3-Dichloropropene	ug/m3	ND	<0.91		25	
Trichloroethene	ug/m3	ND	<0.33		25	
Trichlorofluoromethane	ug/m3	ND	2.0		25	
Vinyl acetate	ug/m3	ND	<0.35		25	
Vinyl chloride	ug/m3	ND	<0.15		25	
Xylene (Total)	ug/m3	181	197	8	25	

Results presented on this page are in the units indicated by the "Units" column except where an alternate unit is presented to the right of the result.

REPORT OF LABORATORY ANALYSIS

This report shall not be reproduced, except in full,
without the written consent of Pace Analytical Services, LLC.

QUALIFIERS

Project: 25220211.01 Former Highway Cle

Pace Project No.: 10558748

DEFINITIONS

DF - Dilution Factor, if reported, represents the factor applied to the reported data due to dilution of the sample aliquot.

ND - Not Detected at or above LOD.

J - Estimated concentration at or above the LOD and below the LOQ.

LOD - Limit of Detection adjusted for dilution factor, percent moisture, initial weight and final volume.

LOQ - Limit of Quantitation adjusted for dilution factor, percent moisture, initial weight and final volume.

S - Surrogate

1,2-Diphenylhydrazine decomposes to and cannot be separated from Azobenzene using Method 8270. The result for each analyte is a combined concentration.

Consistent with EPA guidelines, unrounded data are displayed and have been used to calculate % recovery and RPD values.

LCS(D) - Laboratory Control Sample (Duplicate)

MS(D) - Matrix Spike (Duplicate)

DUP - Sample Duplicate

RPD - Relative Percent Difference

NC - Not Calculable.

SG - Silica Gel - Clean-Up

U - Indicates the compound was analyzed for, but not detected at or above the adjusted LOD.

N-Nitrosodiphenylamine decomposes and cannot be separated from Diphenylamine using Method 8270. The result reported for each analyte is a combined concentration.

Pace Analytical is TNI accredited. Contact your Pace PM for the current list of accredited analytes.

TNI - The NELAC Institute.

REPORT OF LABORATORY ANALYSIS

This report shall not be reproduced, except in full,
without the written consent of Pace Analytical Services, LLC.

QUALITY CONTROL DATA CROSS REFERENCE TABLE

Project: 25220211.01 Former Highway Cle

Pace Project No.: 10558748

Lab ID	Sample ID	QC Batch Method	QC Batch	Analytical Method	Analytical Batch
10558748001	SVEZ - 15 Min	TO-15	742186		
10558748002	SVEZ - 1 HR	TO-15	742186		
10558748003	SVEZ - 2 HR	TO-15	742186		

REPORT OF LABORATORY ANALYSIS

This report shall not be reproduced, except in full,
without the written consent of Pace Analytical Services, LLC.



AIR: CHAIN-OF-CUSTODY / Analytical Request Document

The Chain-of-Custody is a LEGAL DOCUMENT. All relevant fields must be completed accurately.


Section A Required Client Information: Company: SCS Engineers Address: 2830 Davy Dr MADISON WI 53718 Email To: kg.kg@scsengineers.com Phone: 608 469 2753 Requested Due Date/TAT:		Section B Required Project Information: Report To: Keith Gilkey Copy To: Purchase Order No.: Project Name: Former Highway Cleanups Project Number: 252-20211.01		Section C Invoice Information: Attention: Company Name: Address: Pace Quote Reference: Pace Project Manager/Sales Rep. Pace Profile #: 42730		Page: 49051 of	
Section D Required Client Information AIR SAMPLE ID Sample IDs MUST BE UNIQUE 1 SVEZ-15min 2 SVEZ-1HR 3 SVEZ-2HR		Valid Media Codes MEDIA CODE TB 1 Liter Summa Can 6LC Low Volume Puff HVP High Volume Puff PM10 Other		PID Reading (Client only) MEDIA CODE COMPOSITE START DATE TIME COMPOSITE - END/GRAB DATE TIME		COLLECTED Canister Pressure (Initial Field - In Hg) Canister Pressure (Final Field - In Hg) Summa Can Number Flow Control Number	
Method: PM10 3C - Fixed Gas (%) TO-3 BTEX TO-3M (Methane) TO-14 TO-15 Full List VOCs TO-15 Short List BTEX TO-15 Short List Chlorinated TO-15 Short List (Other)		Reporting Units ug/m ³ PPBV PPMV Other		Location of Sampling by State Report Level II. III. IV. Other		Program <input type="checkbox"/> UST <input type="checkbox"/> Superfund <input type="checkbox"/> Emissions <input type="checkbox"/> Clean Air Act <input type="checkbox"/> Voluntary Clean Up <input type="checkbox"/> Dry Clean <input type="checkbox"/> RCRA <input type="checkbox"/> Other	
# ITEM 1 2 3 4 5 6 7 8 9 10 11 12		RELINQUISHED BY / AFFILIATION DATE TIME		ACCEPTED BY / AFFILIATION DATE TIME		SAMPLE CONDITIONS Received on Ice Custody Sealed Cooler Samples Intact	
Comments:		Keith Gilkey 5/21/21 17:10 Matt J. Jace 5-5-21 16:20		Keith Gilkey 5/21/21 17:10 Keith Gilkey 5/21/21 16:20		Temp in C Y/N Y/N Y/N Y/N Y/N Y/N Y/N Y/N Y/N Y/N Y/N	

WO# : 10558748

10558748

SAMPLER NAME AND SIGNATURE
 PRINT Name of SAMPLER: **Keith Gilkey**
 SIGNATURE of SAMPLER: *Keith Gilkey*
 DATE Signed (MM/DD/YY): **05/03/21**

ORIGINAL



Document Name:
Sample Condition Upon Receipt (SCUR) - Air
 Document No.:
ENV-FRM-MIN4-0113 Rev.00

Document Revised: 24Mar2020
Page 1 of 1
 Pace Analytical Services -
Minneapolis

**Air Sample Condition
 Upon Receipt**

Client Name: SCS Engineers

Project #:

WO# : 10558748

PM: KNH

Due Date: 05/12/21

CLIENT: SCS Engineer

Courier: Fed Ex UPS USPS Client
 Pace Speedee Commercial See Exception

Tracking Number: 9753 8442 2433

Custody Seal on Cooler/Box Present? Yes No Seals Intact? Yes No

Packing Material: Bubble Wrap Bubble Bags Foam None Tin Can Other: _____ Temp Blank rec: Yes No

Temp. (TO17 and TO13 samples only) (°C): _____ Corrected Temp (°C): _____ Thermometer Used: G87A9170600254
 G87A9155100842

Temp should be above freezing to 6°C Correction Factor: _____ Date & Initials of Person Examining Contents: _____

Type of ice Received Blue Wet None

Comments:

Chain of Custody Present?	<input checked="" type="checkbox"/> Yes <input type="checkbox"/> No	1.
Chain of Custody Filled Out?	<input checked="" type="checkbox"/> Yes <input type="checkbox"/> No	2.
Chain of Custody Relinquished?	<input checked="" type="checkbox"/> Yes <input type="checkbox"/> No	3.
Sampler Name and/or Signature on COC?	<input checked="" type="checkbox"/> Yes <input type="checkbox"/> No <input type="checkbox"/> N/A	4.
Samples Arrived within Hold Time?	<input checked="" type="checkbox"/> Yes <input type="checkbox"/> No	5.
Short Hold Time Analysis (<72 hr)?	<input type="checkbox"/> Yes <input checked="" type="checkbox"/> No	6.
Rush Turn Around Time Requested?	<input type="checkbox"/> Yes <input checked="" type="checkbox"/> No	7.
Sufficient Volume?	<input checked="" type="checkbox"/> Yes <input type="checkbox"/> No	8.
Correct Containers Used? (Tedlar bags not acceptable container for TO-14, TO-15 or APH) -Pace Containers Used?	<input checked="" type="checkbox"/> Yes <input type="checkbox"/> No <input checked="" type="checkbox"/> Yes <input type="checkbox"/> No	9.
Containers Intact? (visual inspection/no leaks when pressurized)	<input checked="" type="checkbox"/> Yes <input type="checkbox"/> No	10.
Media: <u>Air Can</u> Airbag Filter TDT Passive		11. Individually Certified Cans Y <u>N</u> (list which samples)
Is sufficient information available to reconcile samples to the COC?	<input checked="" type="checkbox"/> Yes <input type="checkbox"/> No	12.
Do cans need to be pressurized? (DO NOT PRESSURIZE 3C or ASTM 1946!!!)	<input checked="" type="checkbox"/> Yes <input type="checkbox"/> No	13.

Gauge # 10AIR26 10AIR34 10AIR35 4097

Canisters

Canisters

Sample Number	Can ID	Flow Controller	Initial Pressure	Final Pressure	Sample Number	Can ID	Flow Controller	Initial Pressure	Final Pressure
15min	2593	783	-8.5	+10					
1hr	3093	1634	-7.5	↓					
2hr	3244	1686	-7	↓					
Unused	2440	679	-28	-					

CLIENT NOTIFICATION/RESOLUTION

Field Data Required? Yes No

Person Contacted: _____ Date/Time: _____

Comments/Resolution: _____

Project Manager Review:

Kirsten Hoyer

Date: 5/6/2021

Note: Whenever there is a discrepancy affecting North Carolina compliance samples, a copy of this form will be sent to the North Carolina DEHNR Certification Office (Page 21 of 21 hold, incorrect preservative, out of temp, incorrect containers)

Attachment F
Discharge Calculations

**Air Discharge Calculations from the SVE Pilot Test Results
Former Highway Cleaners**

Flowrate (Q) (CFM)	8.5
--------------------	------------

Samples of the exhaust gas were taken during the SVE Pilot Test

Sample ID	Tetrachloroethylene (PCE) ($\mu\text{g}/\text{M}^3$)
15-min	22,400
1-hour	26,900
2-hour	9,720
Max. Value	26,900

The flowrate and the concentration of PCE is used to determine the discharge rate of PCE

$$\text{Discharge rate (lb/hr)} = (\text{PCE concentration } (\mu\text{g}/\text{M}^3) \times \text{flowrate (ft}^3/\text{min)}) \times (\text{M}^3/\text{Ft}^3) \times (\text{lb}/\text{gm}) \times (\text{g}/\mu\text{g}) \times (60 \text{ min}/\text{hr})$$

$\text{FT}^3/\text{M}^3 =$	35.3147
$\text{gm}/\text{lb} =$	453.592
$\mu\text{g}/\text{g} =$	1,000,000

Discharge

0.00086	lb/hr
7.502	lb/yr

NR 445.07 Discharge Rate for PCE = 9.11 lb/hr and 301 lb/yr for a stack <25 ft.

Exempt from Ch. 406 construction permit requirements pursuant to S.NR 406.04(2), Wis. Adm. Code.
Exempt from Ch. 407 operation permit requirements pursuant to S. NR 407.03(1)(sm), Wis. Adm. Code.

Notes:

1. Flowrate is from SVE pilot test field measurements.
2. Tetrachloroethylene = CAS Number 127-18-4

KRG/MBH

I:\25220211.01\Data and Calculations\Tables\[SVE discharge calcs.xlsx]Sheet1