



Revised Remedial Action Options Plan
and Remedial Design Report

**PSK Investments and Grace Christian
Fellowship Properties**

**9922 & 9900 West Capitol Drive
Milwaukee, Wisconsin**

Prepared for:

PSK Investments

9922 West Capitol Drive
Milwaukee, Wisconsin 53222

Prepared by:

SCS ENGINEERS

2830 Dairy Drive
Madison, Wisconsin 53718-6751
(608) 224-2830

September 2016
File No. 25216050.00

Offices Nationwide
www.scsengineers.com

**Revised Remedial Action Options Plan and
Remedial Design Report
PSK Investments and Grace Christian Fellowship Properties
9922 & 9900 West Capitol Drive
Milwaukee, Wisconsin**

Prepared for:

PSK Investments
9922 West Capitol Drive
Milwaukee, Wisconsin 53222

Prepared by:

SCS ENGINEERS
2830 Dairy Drive
Madison, Wisconsin 53718-6751
(608) 224-2830

September 2016
File No. 25216050.00

Table of Contents

Section	Page
1.0 Introduction.....	1
1.1 Site Information	1
2.0 Nature and Extent of Contamination	2
2.1 Site History	2
2.1.1 Grace Christian Basement Sub-Slab Ventilation System Summary.....	4
2.1.1.1 Hogan and Shaw Investigation in 2008 to 2012.....	4
2.1.1.2 Basement Sub-Slab Ventilation System Installation in 2008.....	4
2.1.1.3 Tuomanen Evaluation in 2008 and in 2012	5
2.1.1.4 Alpha Terra Investigation and Hogan Evaluation in 2012.....	5
2.2 2016 Sampling Results	6
3.0 Remedial Actions.....	7
3.1 Grace Christian Building Soil Excavation and Expanded Basement Sub-Slab Venting System.....	7
3.2 Soil Vapor Extraction	8
3.3 Groundwater Sump	9
4.0 Public Health and Environmental Laws and Standards	10
5.0 Long-Term Monitoring	10
5.1 Groundwater Monitoring.....	10
5.2 Soil Vapor Monitoring.....	10
6.0 Planned Operation and Maintenance	11
7.0 Schedule	11

List of Tables

- 1 Groundwater Sampling Results
- 2 Summary of Groundwater Elevations
- 3 Sub-slab Vapor Sampling Results

List of Figures

- 1 Site Location
- 2 Proposed Site Plan
- 3 Water Table Map
- 4 Proposed Area of Excavation
- 5 SVE Well Detail
- 6 Groundwater Sump Detail

Appendices

- A Groundwater Sample Laboratory Results
- B Sub-slab Vapor Sample Laboratory Results
- C Material Management Plan

[This page left blank intentionally]

"I, Keith Gilkey, hereby certify that I am a registered professional engineer in the State of Wisconsin, registered in accordance with the requirements of ch. A-E 4, Wis. Adm. Code; that this document has been prepared in accordance with the Rules of Professional Conduct in ch. A-E 8, Wis. Adm. Code; and that, to the best of my knowledge, all information contained in this document is correct and the document was prepared in compliance with all applicable requirements in chs. NR 700 to 726, Wis. Adm. Code."

Keith Gilkey 29745
Signature, title and P.E. number

P.E. stamp




"I, Ray Tierney, hereby certify that I am a hydrogeologist as that term is defined in s. NR 712.03 (1), Wis. Adm. Code, am registered in accordance with the requirements of ch. GHSS 2, Wis. Adm. Code, or licensed in accordance with the requirements of ch. GHSS 3, Wis. Adm. Code, and that, to the best of my knowledge, all of the information contained in this document is correct and the document was prepared in compliance with all applicable requirements in chs. NR 700 to 726, Wis. Adm. Code."

Ray Tierney
Signature

V.P.
Title

9/26/2016
Date



I:\25216050.00\Deliverables\Design Report\Design Report_160926.docx

[This page left blank intentionally]

1.0 INTRODUCTION

This Design Report has been prepared in general accordance with applicable sections of Chapter NR 724 of the Wisconsin Administrative Code to address soil and groundwater contamination at the PSK Investments LLC (PSK) and Grace Christian Fellowship (Grace Christian) properties in Milwaukee, Wisconsin. This Design Report is based on the Revised Remedial Actions Options Plan (RAOR) prepared by SCS Engineers (SCS) and dated April 9, 2014, and the Wisconsin Department of Natural Resources (WDNR) approval letter dated June 1, 2015.

The 2014 Revised RAOR identified the following remedial actions:

- Grace Christian Building – Soil excavation and expanded basement sub-slab venting system
- PSK Property – Soil vapor extraction
- PSK Property – Installation of groundwater sump

The 2014 Revised RAOR was the result of negotiations between PSK and Grace Christian. Both PSK and Grace Christian believe that the revised remedial approach described in the RAOR will result in a more efficient and cost-effective remedial action for the existing impacts, as well as an improved approach for protecting Grace Christian from potential future releases at PSK.

1.1 SITE INFORMATION

Site Address

PSK
9922 West Capitol Drive
Milwaukee, WI 53222

Grace Christian
9900 West Capitol Drive
Milwaukee, WI 53222

Site Location

SW ¼, SE ¼, Section 5, T7N, R20E
Latitude: 43.0900
Longitude: -88.0368

WDNR Issued Site Identification Numbers

BRRTS #03-41-456764 and #63-41-095653 (Mobil Oil Station 05-H4A) (PSK)
BRRTS #07-41-555057 (Grace Christian)
FID #241136060

Property Owners

PSK:
PSK Investments LLC
N61 W14445 Brookside Dr.
Menomonee Falls, WI 53051
Telephone: (414) 460-7118

Grace Christian:
Grace Christian Fellowship Inc.
9900 West Capitol Drive
Milwaukee, WI 53222
Telephone: (414) 464-9220

Consultant

Ray Tierney
SCS Engineers
2830 Dairy Drive
Madison, WI 53718
Telephone: (608) 216-7332
Email: rtierney@scsengineers.com

2.0 NATURE AND EXTENT OF CONTAMINATION

A complete summary of the site investigation findings is provided in the October 2012 Site Investigation Summary and Remedial Action Options Report, dated October 2012. A summary of the site investigation is provided below.

2.1 SITE HISTORY

The following site history is based on reports prepared by Warzyn; K. Sighn & Associates, Inc. (KSA); OM Enterprises (OM); Shaw Environmental & Infrastructure, Inc. (Shaw); North Shore Environmental Construction (NSEC); and correspondence from the WDNR, the Wisconsin Department of Health and Family Services, and others.

Contamination at the subject site was first reported to the WDNR in 1984. Warzyn began a site investigation on behalf of Mobil Oil, the site owner until 1984. Warzyn submitted a Site Investigation and Remedial Action Plan to the WDNR in May 1992. In December 1996, KJG Investments, LLC (KJG) purchased the property at 9922 West Capitol Drive in Milwaukee, Wisconsin, which is now a Mobil gas station. KSA, the former consultant for KJG, proposed a cleanup goal for benzene in soil of 500 parts per billion (ppb) in correspondence dated July 16, 1997. In correspondence dated December 15, 1997, the WDNR indicated that the proposed cleanup goal for benzene in site soil would be 1,000 ppb.

Between October 1997 and April 1998, approximately 3,600 tons of petroleum-contaminated soil was excavated and removed from the site. Excavation sidewall samples indicated that soil with benzene concentrations greater than 1,000 micrograms per kilogram ($\mu\text{g}/\text{kg}$, or ppb) remained in place after the excavation. Granular fill was used to backfill the excavation to a depth of about 6.5 feet below ground surface (bgs). Two new gasoline underground storage tanks (USTs), consisting of a 10,000-gallon premium tank and a 12,000-gallon unleaded tank, were installed in December 1997. The new USTs and the dispensing piping were constructed of fiberglass. Following the excavation, three replacement groundwater monitoring wells were installed and sampled four times by KSA.

On October 18, 1999, KSA submitted a case closure request to the WDNR. The closure request documented that soil contamination remained on site and the extent of contamination was estimated to include the adjacent property to the east (now owned by Grace Christian). The WDNR granted case closure in a correspondence dated January 10, 2000.

Grace Christian purchased the 9900 West Capitol Drive property, which is adjacent to the KJG property, in July 2001. PSK Investments, LLC became owner of the KJG property in 2006. Details about the investigation prior to 2006 are summarized in the October 18, 1999 KSA Case Closure Request to the WDNR.

On April 26, 2006, petroleum odors were observed in the Grace Christian building, and subsequent investigation suggested the odors were coming from the drain tile sump located in the northwest corner of the church basement. The WDNR was notified of the incident by Grace Christian the same day.

On April 27, 2006, the gas station determined that a flex hose under a dispenser on the eastern side of the property had leaked. The Milwaukee Hazmat team evacuated the church. Grace Christian hired NSEC to vent the vapors. OM summarized details and the chronology of remedial actions for the recent release in the Status of Site Investigation and Remedial Action (New Spill) report, dated December 13, 2006.

The Site Investigation Report dated October 15, 2007, and prepared by OM indicates product migrated west from the supply island northwest to the UST area within the coarse-grained backfill materials placed beneath the dispensing lines. The report indicates that product migrated north from the USTs within coarse-grained soils and fill materials to the storm and/or sanitary sewers located in the alley north of the PSK (formerly KJG) and Grace Christian sites. The elevation of the storm sewer is approximately equivalent to the elevation of the base of the basement floor of Grace Christian. According to OM, the bottoms of the USTs are likely in close proximity to the coarse-grained backfill materials east of the Grace Christian building within the coarse-grained backfill material of the storm and/or sanitary sewers that run beneath the sidewalk on the north side of the PSK and Grace Christian properties. Therefore, the coarse-grained, granular fill in the utility corridors, which is more permeable than the native clay soils, likely facilitated the vertical and horizontal migration of product from the east supply island to the Grace Christian building. After the product reached the base of the building's footings, it migrated horizontally through the network of clay tile and coarse-grained backfill materials placed beneath and adjacent to the footings. The product migrated through the drainage tile installed in the footings during the construction of the building, and subsequently into the sump located in the northwestern part of the Grace Christian building.

On April 28, 2006, NSEC excavated 143.03 tons of soil adjacent to the west wall of the Grace Christian building, which was conducted to expose the perimeter drain tile of the Grace Christian building. NSEC then installed a PVC riser from the drain tile to the roof of the Grace Christian building. A blower was installed to remove vapors from the drain tile. The blower and drain tile vent continue to operate. A schematic of the perimeter drain tile ventilation system installed by NSEC is shown on Figure 1 of the Supplement to Statement of Professional Opinion and Remedial Strategy for Site Closure by Shaw, dated July 30, 2012. In addition, NSEC installed a 6-inch-diameter, 15-foot-deep sump well (excavation sump) for free product and water removal near Grace Christian's drain tile.

From April 30, 2006, to May 13, 2006, OM, the environmental consultant for KJG, conducted daily free product and water removal from the excavation sump installed by NSEC. From May 13, 2006, through December 2006, OM conducted weekly free product and water removal from the excavation sump.

2.1.1 Grace Christian Basement Sub-Slab Ventilation System Summary

2.1.1.1 Hogan and Shaw Investigation in 2008 to 2012

In February 2008, Theodore J. Hogan and Associates, Inc. (Hogan) worked with Shaw to perform indoor air screening with a photoionization detector (PID) and collected short-term samples of basement sub-slab soil vapor and indoor air using summa canisters for laboratory analysis. The measured vapor concentrations from beneath the basement floor of the building in 2008 exceeded the U.S. Environmental Protection Agency (USEPA) shallow gas screening levels.

In February and March 2008, Shaw collected 24-hour ambient air samples in the Grace Christian basement using summa canisters. According to Shaw, the results of the analytical testing indicated that petroleum volatile organic compounds (PVOCs) were detected in the ambient air at concentrations above the USEPA indoor air screening levels. Results are summarized on Figures 8 (Figure 7, Shaw 2008) and 9 (Figure 8, Shaw, 2008) by Shaw.

In early August 2009, Shaw conducted PID monitoring in the Grace Christian basement with the perimeter drain tile ventilation system turned off, and also conducted PID monitoring of the system exhaust when the ventilation system blower was turned back on. Shaw and Hogan conducted a second round of sampling later in August 2009. Volatile organic compound (VOC) vapors were detected in the samples. The sampling and results are described in the Amended (At Request of Counsel) Results of Recent Vapor Monitoring and Groundwater Sampling by Shaw, dated December 22, 2009.

2.1.1.2 Basement Sub-Slab Ventilation System Installation in 2008

In June 2008, Veolia, under contract by the WDNR, detected the presence of VOCs in ambient air in exceedance of USEPA indoor air screening levels in the Grace Christian building. The WDNR retained Radon Abatement, Inc. in August 2008 to install a basement sub-slab ventilation system. A description of the construction of the system is in the Shaw Results of

Supplemental Sampling and Statement of Professional Opinion, dated June 29, 2009. Shaw observed the work and collected soil and water samples from below the Grace Christian basement floor during the system installation. Shaw also measured vacuum at 12 basement sub-slab ports until April 2009 and concluded that the pressure influence area had reduced since starting the monitoring in October 2008, but the flow rates and PID results from the ventilation system were consistent during the monthly sampling events. The basement sub-slab ventilation system has been operated since 2008.

2.1.1.3 Tuomanen Evaluation in 2008 and in 2012

Mr. Robert Tuomanen, CIH, CSP, CPEA, an industrial hygienist, evaluated the site investigations conducted by Shaw and Hogan in 2008¹ and updated his evaluation in 2012 for changes in USEPA's Integrated Risk Information System.

Mr. Tuomanen believed that the PID readings from the past investigations were inconclusive and were not the appropriate tool to assess human health risks from vapor intrusion. Mr. Tuomanen states in the Addendum and Supplemental Report of Results on Health Risk Posed to Occupants of the Grace Christian Fellowship School by Vapor Intrusion for Subslab Gasoline Contamination, dated July 23, 2012, "A risk assessment of measured indoor air concentrations of gasoline-related compounds in the Grace Church basement concludes that an unacceptable human health risk does not exist to the students and teachers of the Grace Christian School."

2.1.1.4 Alpha Terra Investigation and Hogan Evaluation in 2012

On behalf of Shaw, Alpha Terra Science, Inc. (Alpha Terra) conducted a soil and soil vapor investigation in June 2012 for Grace Christian. The additional sampling was conducted to further evaluate existing conditions beneath the basement floor. Alpha Terra summarized the results of the investigation in the Evaluation of Subslab Vapors and Soil Chemistry report, dated July 11, 2012. Shaw also summarized the investigation and findings of this investigation in the Supplement to Statement of Professional Opinion and Remedial Strategy for Site Closure, dated July 30, 2012.

Alpha Terra advanced seven vapor probes (Figure 10 [Figure A, Alpha Terra, 2012]) in the western portion of the basement – four probes were installed along the western interior wall, and three probes were installed in the sub-slab ventilation system installed in 2008. The perimeter drain tile and basement sub-slab ventilation systems were shut down 12 days prior to monitoring to allow the basement sub-slab conditions to return to static conditions. A PID was used to sample the vapors directly beneath the slab upon opening the tile and slab. Based on field PID readings, B-102 and B-106 located in the basement sub-slab ventilation system were fitted with sampling ports for the collection of sub-slab vapor samples with summa canisters. The summa canisters were analyzed by a laboratory using USEPA Method TO-15.

Alpha Terra also recorded PID readings and collected two vapor samples in summa canisters from the perimeter drain tile and basement sub-slab ventilation system exhaust vents located on

¹ Hydro-Environmental Technologies, Inc., Report on Health Risks Posed to Occupants of the Grace Christian Fellowship School by Vapor Intrusion from Sub-Slab Gasoline Contamination, Grace Christian Fellowship, Milwaukee, Wisconsin, October 2008.

the roof of the Grace Christian building once the systems were restarted. The summa canisters were analyzed by a laboratory using USEPA Method TO-15.

Vapor screening with a PID was also conducted in the four sub-slab sumps (S-1 through S-4) installed by Shaw in 2008 as part of the interim basement sub-slab ventilation system.

Based on the vapor screening results, Alpha Terra also collected soil samples from vapor sampling locations B-102 and B-106. The locations were cored using a hand auger to 19 inches below the floor slab. Samples were collected and submitted to a laboratory for PVOC and naphthalene analysis. Analytical results for these recent samples are provided in Table 4 (Table 3, Shaw, 2012).

Alpha Terra measured volatile organic vapors with the PID in a range from non-detect to 363,000 instrument units, equivalent to 363,000 ppb by volume, at location VP-106, adjacent to the western sumps of the drain tile (or basement sub-slab) ventilation system. Volatile organic vapors were not detected in the probes advanced along the western interior wall of the basement. No volatile organic vapors were measured in sumps S-1 and S-2, but 28 and 12 instrument units (or ppb) were measured in S-3 and S-4, respectively.

The summa canister sample results from B-102 and B-106 were compared to the Soil Gas Screening Levels identified by WDNR, and they exceed the hazard index of 1.0 for the cumulative total of non-carcinogenic VOCs, as well as the target risk of 1 in 100,000 for carcinogenic compounds for both vapor samples. The summa canister sample result from the perimeter drain tile venting system exceeded the target risk, while the sample result from the basement sub-slab venting system did not.

PVOCs exceeding the residual contaminant levels (RCLs) were detected in the sub-slab soil samples collected from B-102 and B-106. The concentrations in B-106 were elevated and similar to the concentrations of PVOCs that were previously detected in sub-slab soil samples collected in 2006 and 2007, prior to the installation of the basement sub-slab ventilation system in 2008.

Hogan² evaluated Alpha Terra's results and concluded that the potential for human exposure remains as long as the PVOC-contaminated soil is present beneath the basement slab. Hogan believes the contamination comes into the basement room and the HVAC system through the building floor cracks, joints, and building columns; and that the soil contamination beneath the Grace Christian basement slab is a threat to the building's occupants.

2.2 2016 SAMPLING RESULTS

On March 15, 2016, groundwater samples were collected from monitoring wells MW1, MW-2, MW-3, MW-4, MW-5, MW-6, MW-7, MW-8, MW-9, MW-11, MW-20, and MW-21, the Grace Christian basement sump, and the Grace Christian extraction sump. The groundwater elevation at each monitoring well was measured prior to purging the wells before sampling. The samples

² Hogan, Theodore J., 4th Addendum to Expert Report, Grace Christian Fellowship, Milwaukee, Wisconsin, July 31, 2012.

were shipped to TestAmerica Laboratories for analysis of PVOCs. The results of the laboratory analysis are summarized in **Table 1** and included in **Appendix A**. The groundwater elevations are included in **Table 2**, and a water table map is included on **Figure 3**. The March 2016 sample results are generally consistent with past sampling results and show that petroleum contaminant concentrations have decreased with time, in all wells with the exception of MW-20 which showed an increase in benzene and ethylbenzene concentrations. The water table appears to be mounded in the northwest part of the KJG property. The direction of groundwater flow on the central and eastern portions of the KJG property is to the northeast and east toward Grace Christian. On the far west side of the KJG property the direction of groundwater flow is likely to the west.

On April 29, 2016, samples of the sub-slab vapor were collected from below the car wash building (sample VP-1 and VP-2) and the gas station building (samples VP-3 and VP-4). Samples were collected by installing two vapor pins in the concrete floor of each building and connecting a summa canister to each vapor pin. The collection rate of the summa canisters was regulated to allow the summa canister to collect a vapor sample over 30 minutes. The summa canisters were shipped to Pace Analytical for analysis for USEPA Method TO-15. The results of the laboratory analysis are summarized in **Table 3** and included in **Appendix B**. Petroleum compounds were detected in the sub-slab vapor samples; however, the concentrations were well below WDNR vapor risk screening levels (VRSLs).

3.0 REMEDIAL ACTIONS

The approved RAOR identifies the following remedial actions:

- Grace Christian Building – Soil excavation and expanded basement sub-slab venting system
- PSK Property – Soil vapor extraction
- PSK Property – Installing groundwater sump

The following sections provide a description of the proposed design of each remedial action. Drawings of the proposed remedial actions are included as **Figures 2** through **5**. Where applicable, technical specifications for the proposed remedial actions are presented on the drawings.

3.1 GRACE CHRISTIAN BUILDING SOIL EXCAVATION AND EXPANDED BASEMENT SUB-SLAB VENTING SYSTEM

Impacted soil excavation and landfill disposal will be performed to reduce the quantity of residual contamination under the Grace Christian building, and the basement sub-slab venting system will be expanded to increase the existing basement sub-slab vent system's area of influence.

Prior to starting the excavation work, the existing perimeter drain tile and basement sub-slab venting systems will be temporarily shut down. An approximately 18-foot by 11-foot area of the concrete basement floor of the Grace Christian building will be saw cut and the concrete

removed. The area of the soil excavation is shown on **Figure 4**. Soil within the excavation will be removed to a depth of approximately 2 feet below the top of the concrete slab, and the soil hauled off-site for landfill disposal. Soil samples will be collected from the sidewalls and base of the excavation to document the level of contamination remaining after excavation is complete. Samples will be analyzed for PVOCs and naphthalene. The excavation will remove approximately 20 tons of petroleum-impacted soil.

After excavation and soil documentation sampling is complete, the basement sub-slab ventilation system perforated piping will be extended into the area of excavation as shown on **Figure 4**. The excavation will be backfilled with pea gravel to a depth of 5 inches below the finished floor. After installation of the pea gravel, a vapor barrier will be installed on top of the pea gravel to prevent vapors from entering the building. The vapor barrier will be installed consistent with *ASTM E 1643 - Standard Practice for Installation of Water Vapor Retarders Used in Contact with Earth or Granular Fill Under Concrete Slabs*. The vapor barrier will be a material specifically designed for use as a vapor barrier, such as Raven Industries, Inc., VaporBlock VB10 or similar.

Once the vapor barrier is installed, a 4- to 5-inch-thick concrete slab with wire mesh reinforcement will be poured to be level with the surrounding sub-tile basement concrete finished floor. The tile floor will be replaced after the concrete slab has set. Vacuum sampling points will be installed in the floor. The proposed locations of the vacuum sampling points are shown on **Figure 4**.

The expanded basement sub-slab ventilation system will be connected to the existing basement sub-slab blower system and the system will be re-started. Sub-slab pressure measurements from the existing sampling points will be used to evaluate the performance of the system.

Soil generated from excavation in the Grace Christian basement will be handled as contaminated soil in accordance with the Material Management Plan included in **Appendix C**.

Samples will be collected from the expanded basement sub-slab ventilation system exhaust to determine if an air permit is necessary for operation of the system. Sample results will be submitted to the WDNR and, as appropriate, an air permit application will be prepared.

Excavated soil will be placed in a roll-off container and soil samples obtained for laboratory analysis. Once the analytical results are obtained, the results will be submitted to a solid waste landfill for approval to dispose the soil at a landfill.

3.2 SOIL VAPOR EXTRACTION

A soil vapor extraction system will be installed in an area of residual soil and groundwater contamination on the PSK property located north of the USTs and beneath the sidewalk north of the car wash building in the utility corridor. The soil vapor extraction (SVE) system will serve to remove contaminant mass in the unsaturated zone in these areas, to increase the attenuation capacity of the soil, and potentially decrease the leaching of contaminants from soil to groundwater.

Monitoring well MW-21 will be modified to serve as a joint soil vapor extraction well (MW21/SVE-2) and a groundwater monitoring well. Well MW-21 is located north of the car wash building in the sidewalk along Sarasota Place. MW-21 has a 2-inch-diameter PVC casing and well screen that extends from 5 feet bgs to 15 feet bgs. The existing sidewalk will be removed around the well and soil excavated to expose the 2-inch PVC casing. A 2-inch PVC tee fitting will be installed on the casing at a depth of 3 feet bgs. A 2-inch PVC horizontal pipe will be installed to the tee fitting and run to the foundation of the car wash building, where a 2-inch PVC 90° elbow will be added and the piping run vertically along the outside of the building to the roof. Piping will run aboveground along the wall of the car wash building to a small enclosure located near the northwest corner of the car wash building. An explosion-proof electric blower will be installed to remove soil vapors from the subsurface around MW-21/SVE-2.

At the monitoring well, a 2-inch PVC vertical pipe will be added to the top of the tee fitting. An expandable well plug will be used to seal the well. The well cover and the concrete sidewalk will be restored. This modification will allow MW-21/SVE-2 to continue to be used for groundwater sampling, as needed. A drawing showing the modification to MW-21 is included on **Figure 5**.

Proposed soil vapor extraction well SVE-1 will be located in the northwest corner of the site in an area of residual impacts. SVE-1 will be installed using conventional drilling equipment and will extend to a depth of 15 feet bgs. The well will be made of 3-inch-diameter PVC and will have a 10-foot well screen. The well will be finished with a flush-mount well cover and a PVC tee fitting. PVC piping will be installed underground from the tee fittings at SVE-1 to a small enclosure located near the northwest corner of the car wash building. The SVE piping will run horizontally to an enclosure, and an SVE blower for each SVE well located within a single enclosure located in the landscaped area near the northeast corner of the car wash building.

Samples will be collected from the soil vapor extraction system exhaust to determine if an air permit is necessary for operation of the system. Sample results will be submitted to the WDNR and as appropriate, an air permit application will be prepared.

Soil generated from installation of the soil vapor extraction system will be handled in accordance with the Material Management Plan included in **Appendix C**.

3.3 GROUNDWATER SUMP

A groundwater sump will be installed in the northeast corner of the PSK property, approximately 10 feet west of monitoring well MW-1 (see **Figure 2**), which can be used to remove product and/or contaminated groundwater in the event of a future significant product release at the gasoline station. This location is within the area excavated during the 1997-1998 soil excavation, and backfilled with coarse-grained material. The depth of excavation in this area was approximately 15 feet bgs. The sump will be constructed to a depth of approximately 20 feet bgs.

The groundwater sump will be installed using conventional drilling equipment and will consist of 8-inch-diameter, Schedule 80 PVC well casing and screen. The sump will be constructed with solid pipe from the surface to a depth of 5 feet bgs, well screened to 16 feet bgs, followed by

4 feet of solid pipe to create a sump for installing a pump, if needed. The sump will be finished at the surface with a 12-inch-diameter, flush-mount well cover. A drawing showing the proposed groundwater sump is included on **Figure 6**.

Soil generated from installation of the groundwater sump will be handled in accordance with the Material Management Plan included in **Appendix C**.

4.0 PUBLIC HEALTH AND ENVIRONMENTAL LAWS AND STANDARDS

A project-specific health and safety plan will be prepared to address construction activities and chemical hazards. The proposed basement sub-slab ventilation system is a mitigation system designed to depressurize the sub-slab and prevent potential migration of sub-slab vapors into indoor air. The mitigation is regulated under NR 700 standards. The system will be maintained until sub-slab vapor sample results show there is no longer a potential for vapor intrusion and will not be shut down without prior approval from the WDNR.

Permits required for construction of the SVE system include a building permit and an air discharge permit.

5.0 LONG-TERM MONITORING

5.1 GROUNDWATER MONITORING

Two quarterly rounds of post-excavation groundwater samples will be obtained from monitoring wells MW-1, MW-2, MW-3, MW-5, MW-7, MW-20, MW-21, and the existing extraction well/sump to determine if groundwater concentrations continue to be stable or decreasing and if monitoring can be discontinued.

5.2 SOIL VAPOR MONITORING

The soil vapor extraction system at wells MW-21/SVE-2 and SVE-1 will have separate blowers. Samples from the exhaust of the blowers will be obtained for analysis for VOCs. Sampling will be consistent with the WDNR *Guidance for Design, Installation, and Operation of Soil Venting Systems* (WDNR PUB-RR-185) dated June 2002. System exhaust sampling and negative pressure measurements will be performed daily for the first 3 days of operation, weekly for the next 3 weeks, then monthly. Samples will be obtained using a sampling pump and carbon tubes. Samples will be analyzed for VOCs. The flow rate of the system will also be measured at the same frequency. To assess sub-surface vacuum distribution, vacuum measurements will be made at existing vapor probes (VP-1 through VP-4) and monitoring wells MW-1, MW-2, MW-3, MW-7, MW-20, MW-21/SVE-2, and SVE-1, as appropriate for measuring the area of influence.

After 6 months of operation and sampling, the monitoring frequency of the soil vapor extraction system will be reviewed to determine if additional sampling is required. The WDNR Remediation Site Operation, Maintenance, Monitoring & Optimization Report (Form 4400-194)

will be completed for the soil vapor extraction system at wells MW-21 and SVE-1 and submitted to the WDNR. The total mass of the gasoline range organics extracted from the SVE system will be calculated over time. When the rate of contaminant mass removal diminishes, or plateaus, the system will be considered for shut down, subject to WDNR approval.

Both of the venting systems at Grace Christian will continue to operate. One sample of the exhaust gas from the perimeter drain tile venting system and the basement sub-slab venting system will be obtained for analysis of VOCs.

The Grace Christian basement sub-slab system currently has a manometer on the exhaust stack to measure the vacuum of the system. This manometer will continue to be used to monitor the basement sub-slab system quarterly and ensure there is a vacuum below the concrete slab.

6.0 PLANNED OPERATION AND MAINTENANCE

The Grace Christian perimeter drain tile and basement sub-slab venting systems and the PSK soil vapor extraction system will be operated until exhaust monitoring indicates the systems are no longer needed. Exhaust sampling and/or vacuum monitoring will be conducted as discussed in Section 5.2

A construction documentation report with a maintenance plan for the Grace Christian basement sub-slab venting system will be submitted to the WDNR for approval after the completion of construction.

PSK will be responsible for operation and maintenance (O&M) of the soil vapor extraction system at MW-21/SVE-2 and SVE-1, and Grace Christian will be responsible for the O&M of the perimeter drain tile and expanded basement sub-slab venting systems at Grace Christian.

7.0 SCHEDULE

The following schedule is approximate and shows estimated project milestones. The actual schedule may vary due to WDNR schedule conflicts, weather delays, and other unpredictable events.

Task	Estimated Completion Date
Submittal of Design Report	September 2016
WDNR Review and Approval of Design Report	November 2016
PECFA Budget Approval	Late 2016 / Early 2017
Contracting	Late 2016 / Early 2017
Groundwater Sump Installation	2017
SVE System Installation	2017
Grace Christian Basement Sub-Slab Ventilation System	2017

[This page left blank intentionally.]

TABLES

- 1 Groundwater Sampling Results
- 2 Summary of Groundwater Elevations
- 3 Sub-slab Vapor Sampling Results

Table 1. Groundwater Analytical Results Summary - VOCs
PSK Investments, LLC (Former KJG Investments Property) 9922 W Capital Drive, Milwaukee, WI / (OM Job #2096) SCS Engineers Project #25211336.90
(Results are in µg/L)

Sample	Date	Benzene	Ethylbenzene	Toluene	Xylenes	TMBs	MTBE	Naphthalene	Cumene	n-Propylbenzene	sec-Butylbenzene	Lead	Notes
MW-1	10/24/2006	<u>560</u>	120	4.1	24	10.2	7	<u>14</u>	--	--	--	--	On-site (NE), Active, Approx. 13 ft
	6/2/2007	<u>34</u>	22.7	<0.46	3.3	<1.57	0.6	NT	--	--	--	--	E of MW-2R & 6 ft W of Church
	9/13/2007	<u>250</u>	10	2.8	9.6	2.81	<3.5	--	--	--	--	--	
	12/20/2007	<0.22	<0.44	<0.26	<1.12	<0.67	0.96	--	--	--	--	--	
	2/11/2008	<u>14</u>	0.69	<0.36	1.1	<0.79	0.94	--	--	--	--	--	Shaw Environmental Sampling
	2/11/2008	<u>12.1</u>	0.82	<0.46	<1.85	<1.42	<0.62	--	--	--	--	--	OM Sampling (Duplicate)
	3/20/2008	<u>10.5</u>	1.11	<0.46	<1.85	<1.42	<0.62	--	--	--	--	--	
	6/24/2008	<u>14.1</u>	3.07	1.11	<1.85	<1.42	<0.62	--	--	--	--	--	
	9/30/2008	<u>32</u>	<0.68	0.93	<1.85	<1.42	<0.62	--	--	--	--	--	
	3/16/2009	<0.45	<0.76	<0.43	<1.58	<1.13	<0.42	--	--	--	--	--	
	6/4/2009	<u>1.4</u>	0.93 J	<0.36	<1.10	<0.79	N/A	--	--	--	--	--	Shaw
	8/24/2009	<u>68.5</u>	29.4	1.1	2.1	<0.79	0.86 J	--	--	--	--	--	Shaw
	8/24/2009	<u>37</u>	13.9	<0.51	<2.13	<2.6	1.92	--	--	--	--	--	OM/Bailer
	8/24/2009	<u>70</u>	26.8	0.72 J	<0.53	<2.6	1.04 J	--	--	--	--	--	Split from Shaw
	11/11/2009	<u>5.9</u>	2.19 J	<0.53	0.91 J	0.53 J	<0.42	--	--	--	--	--	Split from Shaw
	7/19/2010	<u>0.74</u> J	<0.65	<0.86	<2.15	<1.49	<0.49	<1.2	--	--	--	--	
	10/17/2010	<u>58</u>	21.3	3.4	3.01 J	0.85 J	2.15	--	--	--	--	--	
	1/15/2011	<0.5	<0.78	<0.53	<1.9	<1.54	2.57	--	--	--	--	--	
	4/16/2011	<u>23</u>	3.9	1.57 J	<3.2	<2.7	<0.47	--	--	--	--	--	
	7/17/2011	<u>27.2</u>	7.4	1.08 J	<3.2	<2.7	<0.47	--	--	--	--	--	
10/15/2011	<u>9.3</u>	1.5 J	<0.53	<1.9	<1.54	<0.8	--	--	--	--	--		
1/22/2012	<u>0.53</u> J	<0.98	<0.89	<3.2	<2.7	1.1 J	--	--	--	--	--	On-site (NE), Active, Approx. 13 ft	
4/21/2012	<u>3.8</u>	<0.78	<0.53	<1.9	<1.54	<0.80	--	--	--	--	--	E of MW-2R & 6 ft W of Church	
3/15/2016	<.36	<0.37	<0.33	<0.58	<0.60	<0.24	--	--	--	--	--		
MW-2	9/30/2006	<u>120</u>	65	11	76	<u>1,022</u>	< 2.0	<u>95</u>	--	--	--	--	On-site (NW), Active, Approx.
	6/2/2007	<u>113</u>	28.5	< 4.6	72.3	<u>400</u>	< 5.2	NT	--	--	--	--	11 ft NE of Premium Tank Sump
	9/13/2007	<u>2.7</u>	1.2	0.36	1.8	11	< 0.23	--	--	--	--	--	
	12/20/2007	<u>265</u>	52	16.8	47.8	<u>591.8</u>	< 5.3	--	--	--	--	--	
	3/20/2008	<u>108</u>	12.2	6.8	< 1.85	<u>268</u>	< 6.2	--	--	--	--	--	
	6/24/2008	<u>8.8</u>	2.93	1.57	3.4	37	< 0.62	--	--	--	--	--	
	9/30/2008	<u>173</u>	8.3	81	65.8	<u>114.7</u>	< 0.62	--	--	--	--	--	
	3/16/2009	<u>161</u>	14.9	9	22.2	<u>224.9</u>	< 0.42	--	--	--	--	--	
	8/24/2009	<u>77</u>	9.6 J	7.1 J	3.15 J	17.5	< 2.5	--	--	--	--	--	
	11/11/2009	<u>195</u>	20.1	4.5	10.63	84.9	< 0.42	--	--	--	--	--	Split from Shaw
	7/19/2010	<u>80</u>	2.47	7.2	5.06 J	4	< 0.49	1.53 J	--	--	--	--	
10/17/2010	<u>157</u>	29	6.1	18.2	2.15 J	< 0.49	--	--	--	--	--		

Table 1. Groundwater Analytical Results Summary - VOCs
PSK Investments, LLC (Former KJG Investments Property) 9922 W Capitol Drive, Milwaukee, WI / (OM Job #2096) SCS Engineers Project #25211336.90
 (Results are in µg/L)

Sample	Date	Benzene	Ethylbenzene	Toluene	Xylenes	TMBs	MTBE	Naphthalene	Cumene	n-Propylbenzene	sec-Butylbenzene	Lead	Notes
MW-2 (cont.)	1/15/2011	54	4.2	< 0.53	1.1 J	22.5	< 0.8	--	--	--	--	--	
	4/16/2011	< 0.49	< 0.98	< 0.89	< 3.2	< 2.7	< 0.47	--	--	--	--	--	
	7/17/2011	< 0.49	< 0.98	< 0.89	< 3.2	< 2.7	< 0.47	--	--	--	--	--	
	10/15/2011	127	< 0.78	< 0.53	< 1.9	< 1.54	< 0.8	--	--	--	--	--	
	1/22/2012	6	< 0.98	< 0.89	< 3.2	< 2.7	< 0.47	--	--	--	--	--	
	4/21/2012	< 0.5	< 0.78	< 0.53	< 1.9	< 1.54	< 0.80	--	--	--	--	--	
	3/15/2016	<0.36	<0.37	<0.33	<0.58	<0.60	<0.24	--	--	--	--	--	--
MW-3	9/30/2006	2,600	2,500	70	<u>1,600</u>	1,100	34	420	--	--	--	--	On-site (NW), Active, Approx. 3 ft
	6/2/2007	2,490	2,690	75	<u>1,104</u>	748	<u>27</u>	NT	--	--	--	--	E of W Lot Line, and 6 ft S of
	9/13/2007	1,800	1,700	57	<u>680</u>	480	< 0.23	--	--	--	--	--	N Lot Line
	12/20/2007	2,280	2,340	81	<u>1,065</u>	565	< 53	--	--	--	--	--	
	3/20/2008	1,950	1,880	54	<u>566</u>	249	< 31	--	--	--	--	--	
	6/24/2008	2,070	2,130	86	<u>1,217</u>	677	<u>15</u>	--	--	--	--	--	
	9/30/2008	1,780	2,320	81	<u>1,270</u>	670	< 0.62	--	--	--	--	--	
	3/16/2009	1,150	1,710	62	<u>851</u>	475	5.7	--	--	--	--	--	
	8/24/2009	1,670	2,250	53	<u>957</u>	421	8.7 J	--	--	--	--	--	
	11/11/2009	1,390	1,880	57 J	<u>935</u>	426	< 21	--	--	--	--	--	Split from Shaw
	7/19/2010	1,740	2,180	106	<u>1,251</u>	1,147	< 9.8	630	--	--	--	--	
	10/17/2010	1,420	2,190	99	<u>967</u>	456	< 9.8	--	--	--	--	--	
	1/15/2011	1,140	2,020	38 J	<u>540</u>	152	< 40	--	--	--	--	--	
	4/16/2011	1,180	1,710	46 J	<u>640</u>	279	< 23.5	--	--	--	--	--	
	7/17/2011	1,320	1,590	51	<u>453</u>	276	< 4.7	--	--	--	--	--	
	10/15/2011	1,460	1,900	32 J	<u>540</u>	182	< 40	--	--	--	--	--	
	1/22/2012	1,070	2,050	41 J	<u>630</u>	227	< 9.4	--	--	--	--	--	
4/21/2012	980	2,310	44 J	<u>930</u>	714	<28.5	--	--	--	--	--	On-site, NW Corner of Property	
3/15/2016	680	2,200	54	<u>540</u>	350	2.5 J	--	--	--	--	--		
MW-4	9/30/2006	< 0.20	< 0.50	< 0.20	< 0.50	< 0.40	< 0.50	0.37	--	--	--	--	On-site (SE) Active, Approximately
	6/2/2007	< 0.47	< 0.38	< 0.46	< 0.99	< 1.57	< 0.52	NT	--	--	--	--	11 ft W of Church west wall
	9/13/2007	<u>0.56</u>	1	< 0.11	0.99	0.84	< 0.23	--	--	--	--	--	Approx. 8 ft N of Capitol Dr ROW
	12/20/2007	< 0.22	< 0.44	< 0.26	< 1.21	< 0.67	< 0.53	--	--	--	--	--	
	3/20/2008	< 0.49	< 0.68	< 0.46	< 1.85	< 1.42	< 0.62	--	--	--	--	--	
	6/24/2008	< 0.49	< 0.68	< 0.46	< 1.85	< 1.42	< 0.62	--	--	--	--	--	
	9/30/2008	< 0.49	< 0.68	< 0.46	< 1.85	< 1.42	< 0.62	--	--	--	--	--	
	3/16/2009	< 0.45	< 0.76	< 0.53	< 1.58	< 1.13	< 0.42	--	--	--	--	--	
	8/24/2009	< 0.41	< 0.87	< 0.51	< 2.13	< 2.6	< 0.5	--	--	--	--	--	
	11/11/2009	< 0.41	< 0.87	< 0.51	< 2.13	< 2.6	< 0.50	--	--	--	--	--	Split from Shaw

Table 1. Groundwater Analytical Results Summary - VOCs
PSK Investments, LLC (Former KJG Investments Property) 9922 W Capital Drive, Milwaukee, WI / (OM Job #2096) SCS Engineers Project #25211336.90
(Results are in µg/L)

Sample	Date	Benzene	Ethylbenzene	Toluene	Xylenes	TMBs	MTBE	Naphthalene	Cumene	n-Propylbenzene	sec-Butylbenzene	Lead	Notes
MW-4 (cont.)	7/19/2010	< 0.40	< 0.65	< 0.86	< 2.15	< 1.49	< 0.49	< 1.2	--	--	--	--	
	10/17/2010	< 0.40	< 0.65	< 0.86	< 2.15	< 1.49	< 0.49	--	--	--	--	--	
	1/15/2011	< 0.5	< 0.78	< 0.53	< 1.9	< 1.54	< 0.8	--	--	--	--	--	
	4/15/2011	< 0.49	< 0.98	< 0.89	< 3.2	< 2.7	< 0.47	--	--	--	--	--	
	7/17/2011	< 0.49	< 0.98	< 0.89	< 3.2	< 2.7	< 0.47	--	--	--	--	--	
	10/15/2011	< 0.5	< 0.78	< 0.53	< 1.9	< 1.54	< 0.8	--	--	--	--	--	
	1/22/2012	< 0.49	< 0.98	< 0.98	< 3.2	< 2.7	< 0.47	--	--	--	--	--	
	4/21/2012	< 0.5	< 0.78	< 0.53	< 1.9	< 1.54	< 0.80	--	--	--	--	--	
	3/15/2016	<0.36	<0.37	<0.33	<0.58	<0.60	<0.24	--	--	--	--	--	
MW-5	9/30/2006	19	0.8	< 0.20	0.86	0.47	< 0.50	0.56	--	--	--	--	On-site (along west lot line)
	6/2/2007	13.3	< 0.38	< 0.46	< 0.99	< 1.57	< 0.52	NT	--	--	--	--	Approx. 3.1 ft SW of MW-1R
	9/13/2007	18	0.58	< 0.11	0.57	0.41	< 0.23	--	--	--	--	--	
	12/20/2007	4.5	< 0.44	0.27	< 1.21	< 0.67	6	--	--	--	--	--	
	3/20/2008	5.5	< 0.68	0.82	< 1.85	< 1.42	2.17	--	--	--	--	--	
	6/24/2008	2.42	< 0.68	0.59	< 1.85	< 1.42	1.56	--	--	--	--	--	
	9/30/2008	10	< 0.68	1.79	< 1.85	< 1.42	< 0.62	--	--	--	--	--	
	3/16/2009	5.1	< 0.76	< 0.53	< 1.58	< 1.13	5.2	--	--	--	--	--	
	8/24/2009	2.03	< 0.87	< 0.51	< 2.13	< 2.6	< 0.5	--	--	--	--	--	
	11/11/2009	3.02	< 0.76	1.31 J	0.93 J	0.56 J	5	--	--	--	--	--	Split from Shaw
	7/19/2010	2.27	< 0.65	2.63 J	< 2.15	< 1.49	< 0.49	< 1.2	--	--	--	--	
	10/17/2010	6.2	0.86 J	4.8	< 2.15	< 1.49	< 0.49	--	--	--	--	--	
	1/15/2011	2.25	< 0.78	< 0.53	< 1.9	< 1.54	2.01 J	--	--	--	--	--	
	4/15/2011	2.31	< 0.98	1.42 J	< 3.2	< 2.7	4	--	--	--	--	--	
	7/17/2011	1.85	1.17 J	1.28 J	< 3.2	< 2.7	< 0.47	--	--	--	--	--	
	10/15/2011	0.69 J	< 0.78	< 0.53	< 1.9	< 1.54	< 0.8	--	--	--	--	--	
	1/22/2012	12.7	< 0.98	1.15 J	< 3.2	< 2.7	< 0.47	--	--	--	--	--	
	4/21/2012	10.6	0.55 J	< 0.48	< 1.45	< 1.57	< 0.57	--	--	--	--	--	
	3/15/2016	3.7	<0.37	0.43 J	<0.58	<0.60	6.8	--	--	--	--	--	
3/15/2016 Dup	3.6	<0.37	0.53	<0.58	<0.60	6.7	--	--	--	--	--		
MW-6	9/30/2006	< 0.20	< 0.50	< 0.20	< 0.50	< 0.40	< 0.50	< 0.25	--	--	--	--	NE of Church Building
	6/2/2007	< 0.47	< 0.38	< 0.46	< 0.99	< 1.57	< 0.52	NT	--	--	--	--	
	8/12/2009	< 0.23	< 0.40	< 0.36	< 1.10	< 0.79	< 0.36	--	--	--	--	--	Shaw
	8/24/2009	< 0.23	< 0.40	< 0.36	< 1.10	< 0.79	< 0.36	--	--	--	--	--	Shaw
	8/24/2009	< 0.41	< 0.87	< 0.51	< 2.13	< 2.6	< 0.50	--	--	--	--	--	OM
	11/11/2009	< 0.45	< 0.76	< 0.53	< 1.58	< 1.13	< 0.42	--	--	--	--	--	Split from Shaw
	7/19/2010	< 0.4	< 0.65	< 0.86	< 2.15	< 1.49	< 0.49	< 1.2	--	--	--	--	

Table 1. Groundwater Analytical Results Summary - VOCs
PSK Investments, LLC (Former KJG Investments Property) 9922 W Capital Drive, Milwaukee, WI / (OM Job #2096) SCS Engineers Project #25211336.90
 (Results are in µg/L)

Sample	Date	Benzene	Ethylbenzene	Toluene	Xylenes	TMBs	MTBE	Naphthalene	Cumene	n-Propylbenzene	sec-Butylbenzene	Lead	Notes
MW-6 (cont.)	10/19/2010	< 0.4	< 0.65	< 0.86	< 2.15	< 1.49	< 0.49	--	--	--	--	--	
	1/14/2011	< 0.5	< 0.78	< 0.53	< 1.9	< 1.54	< 0.8	--	--	--	--	--	
	4/15/2011	< 0.49	< 0.98	< 0.89	< 3.2	< 2.7	< 0.47	--	--	--	--	--	
	7/15/2011	< 0.49	< 0.98	< 0.89	< 3.2	< 2.7	< 0.47	--	--	--	--	--	
	10/28/2011	< 0.5	< 0.78	< 0.53	< 1.9	< 1.54	< 0.8	--	--	--	--	--	
	1/20/2012	< 0.49	< 0.98	< 0.98	< 3.2	< 2.7	< 0.47	--	--	--	--	--	
	4/20/2012	< 0.5	< 0.78	< 0.53	< 1.9	< 1.54	< 0.8	--	--	--	--	--	
	3/15/2016	<0.36	<0.37	<0.33	<0.58	<0.60	<0.24	--	--	--	--	--	
MW-7	4/10/2010	303	400	< 7.2	44	29.8	< 2.5	35 J	--	--	--	--	NE Corner of Carwash Bldg.
	7/19/2010	500	340	6.1	17.3	6.1	< 0.49	5.8	--	--	--	--	
	10/16/2010	112	340	< 7.2	< 16.2	12	< 2.5	--	--	--	--	--	
	1/14/2011	130	300	< 5.3	41	29.7	< 8	--	--	--	--	--	
	4/14/2011	90	129	< 8.9	< 32	< 27	< 4.7	--	--	--	--	--	
	7/15/2011	23	< 0.98	< 0.89	< 3.2	< 2.7	< 0.47	--	--	--	--	--	
	10/14/2011	21.7	< 0.78	< 0.53	< 1.9	< 1.54	< 0.8	--	--	--	--	--	
	1/21/2012	11.6	1.03 J	< 0.89	< 3.2	< 2.7	< 0.47	--	--	--	--	--	
	4/20/2012	4	< 0.78	< 0.53	< 1.9	< 1.54	< 0.8	--	--	--	--	--	
3/15/2016	2	1.4	0.69	0.78 J	<0.60	<0.24	--	--	--	--	--		
MW-8	4/10/2010	< 0.38	< 0.55	< 0.72	< 1.62	< 1.20	< 0.25	< 2.4	--	--	--	--	North ROW of W Sarasota Pl.
	7/19/2010	< 0.40	< 0.65	< 0.86	< 2.15	< 1.49	< 0.49	< 1.2	--	--	--	--	
	10/16/2010	< 0.38	< 0.55	0.78 J	< 1.62	1.03 J	< 0.25	--	--	--	--	--	
	1/14/2011	< 0.5	< 0.78	< 0.53	< 1.9	< 1.54	< 0.8	--	--	--	--	--	
	4/14/2011	< 0.49	< 0.98	< 0.89	< 3.2	< 2.7	< 0.47	--	--	--	--	--	
	7/15/2011	< 0.49	< 0.98	< 0.89	< 3.2	< 2.7	< 0.47	--	--	--	--	--	
	10/14/2011	< 0.5	< 0.78	< 0.53	< 1.9	< 1.54	< 0.8	--	--	--	--	--	
	1/21/2012	< 0.49	< 0.98	< 0.98	< 3.2	< 2.7	< 0.47	--	--	--	--	--	
	4/20/2012	< 0.5	< 0.78	< 0.53	< 1.9	< 1.54	< 0.8	--	--	--	--	--	
3/15/2016	<0.36	<0.37	<0.33	<0.58	<0.60	<0.24	--	--	--	--	--		
MW-9	4/10/2010	< 0.38	< 0.55	< 0.72	< 1.62	< 1.20	< 0.25	< 2.4	--	--	--	--	East ROW of W Sarasota Pl.
	7/19/2010	< 0.40	< 0.65	< 0.86	< 2.15	< 1.49	< 0.49	< 1.2	--	--	--	--	
	10/16/2010	< 0.38	< 0.55	< 0.72	< 1.62	< 1.20	< 0.25	--	--	--	--	--	
	1/14/2011	< 0.5	< 0.78	< 0.53	< 1.9	< 1.54	< 0.8	--	--	--	--	--	
	4/14/2011	< 0.49	< 0.98	< 0.89	< 3.2	< 2.7	< 0.47	--	--	--	--	--	
	7/15/2011	< 0.49	< 0.98	< 0.89	< 3.2	< 2.7	< 0.47	--	--	--	--	--	
	10/14/2011	< 0.5	< 0.78	< 0.53	< 1.9	< 1.54	< 0.8	--	--	--	--	--	
	1/21/2012	< 0.49	< 0.98	< 0.98	< 3.2	< 2.7	< 0.47	--	--	--	--	--	East ROW of W Sarasota Pl.

Table 1. Groundwater Analytical Results Summary - VOCs
PSK Investments, LLC (Former KJG Investments Property) 9922 W Capital Drive, Milwaukee, WI / (OM Job #2096) SCS Engineers Project #25211336.90
 (Results are in µg/L)

Sample	Date	Benzene	Ethylbenzene	Toluene	Xylenes	TMBs	MTBE	Naphthalene	Cumene	n-Propylbenzene	sec-Butylbenzene	Lead	Notes
MW-9 (cont.)	4/20/2012	< 0.5	< 0.78	< 0.53	< 1.9	< 1.54	< 0.8	--	--	--	--	--	
	3/15/2016	<0.36	<0.37	<0.33	<0.58	<0.60	<0.24	--	--	--	--	--	
MW-10	4/10/2010	< 0.38	< 0.55	< 0.72	< 1.62	< 1.20	0.59 J	< 2.4	--	--	--	--	Alley
	7/19/2010	< 0.40	< 0.65	< 0.86	< 2.15	< 1.49	0.53 J	< 1.2	--	--	--	--	
	10/16/2010	< 0.38	< 0.55	< 1.20	< 1.62	< 1.20	< 0.25	--	--	--	--	--	
	1/14/2011	< 0.5	< 0.78	< 0.53	< 1.9	< 1.54	< 0.8	--	--	--	--	--	
	4/14/2011	< 0.49	< 0.98	< 0.89	< 3.2	< 2.7	< 0.47	--	--	--	--	--	
	7/15/2011	< 0.49	< 0.98	< 0.89	< 3.2	< 2.7	< 0.47	--	--	--	--	--	
	10/14/2011	< 0.5	< 0.78	< 0.53	< 1.9	< 1.54	< 0.8	--	--	--	--	--	
	1/27/2012	< 0.49	< 0.98	< 0.98	< 3.2	< 2.7	< 0.47	--	--	--	--	--	
4/20/2012	< 0.5	< 0.78	< 0.53	< 1.9	< 1.54	< 0.8	--	--	--	--	--		
MW-11	1/21/2012	< 0.5	< 0.78	< 0.53	< 1.9	< 1.54	< 0.8	--	--	--	--	--	ROW of N 100th Street, OM
	4/20/2012	< 0.5	< 0.78	< 0.53	< 1.9	< 1.54	< 0.8	--	--	--	--	--	
	3/15/2016	<0.36	<0.37	<0.33	<0.58	<0.60	<0.24	--	--	--	--	--	
MW-20	8/24/2010	702	1,340	54.7	<u>1,903</u>	1,297	< 6.1	332	55	191	9.7 J	--	Shaw
	8/24/2010	640	920	42 J	<u>1,320</u>	844	< 12.5	272 J	41 J	112	< 29.5	--	OM
	10/16/2010	730	1,790	46	<u>1,107.5</u>	800	< 2.5	--	--	--	--	--	OM
	1/14/2011	990	1,780	42	<u>510</u>	285	< 16	--	--	--	--	--	
	4/14/2011	850	1,990	80	<u>1,898</u>	1,409	< 9.4	--	--	--	--	--	
	7/15/2011	490	29.8 J	120	<u>1,236</u>	740	< 9.4	--	--	--	--	--	
	10/14/2011	26.2	66	5.9 J	52	46	< 8	--	--	--	--	--	
	1/21/2012	570	1,640	55	<u>1,298</u>	1,086	< 4.7	--	--	--	--	--	
	4/20/2012	43	<u>560</u>	11.9 J	<u>1,220</u>	1,032	< 8	--	--	--	--	--	
3/15/2016	550	2,200	60	<u>640</u>	81	< 2.4	--	--	--	--	--		
MW-21	8/24/2010	1,970	705	118	<u>718</u>	44.5	< 15.20	2,100	15 J	43.2	--	--	Shaw
	8/24/2010	2,310	860	136	<u>714</u>	190	< 12.5	2,650	< 35.5	60 J	< 29.5	--	OM
	10/16/2010	1,440	<u>440</u>	< 36	308	<u>122</u>	< 12.5	--	--	--	--	--	OM
	1/14/2011	2,870	1,280	62	<u>420</u>	<u>113</u>	< 16	--	--	--	--	--	Off-site/NW of Carwash
	4/14/2011	2,060	810	65	309	<u>114</u>	< 9.4	--	--	--	--	--	
	7/15/2011	2,370	1,270	70	<u>510</u>	<u>122</u>	< 9.4	--	--	--	--	--	
	10/14/2011	2,050	970	83	<u>438</u>	74	< 8	--	--	--	--	--	
	1/21/2012	2,100	1,190	106	<u>555</u>	320	< 9.4	--	--	--	--	--	
	4/20/2012	2,100	1,360	101	336	<u>112</u> J	< 40	--	--	--	--	--	
3/15/2016	1,200	<u>600</u>	42	180	34	< 2.4	--	--	--	--	--		
Excavation Sump	4/29/2006	5,700	970	11,000	5,900	1,070	< 100	570	--	--	--	--	OM Sampling
	4/29/2006	520	35	17	190	N/A	<u>17</u>	N/A	--	--	--	--	Shaw Table 1 of 12/29/09 Report

Table 1. Groundwater Analytical Results Summary - VOCs
PSK Investments, LLC (Former KJG Investments Property) 9922 W Capital Drive, Milwaukee, WI / (OM Job #2096) SCS Engineers Project #25211336.90
 (Results are in µg/L)

Sample	Date	Benzene	Ethylbenzene	Toluene	Xylenes	TMBs	MTBE	Naphthalene	Cumene	n-Propylbenzene	sec-Butylbenzene	Lead	Notes	
Excavation Sump (cont.)	9/30/2006	<u>890</u>	19	58	<u>1200</u>	<u>302</u>	<u>19</u>	NT	--	--	--	--		
	6/2/2007	<u>1,010</u>	<u>174</u>	< 23	<u>221</u>	<u>268</u>	< 26	NT	--	--	--	--	On-site (along east lot line)	
	9/13/2007	<u>1,200</u>	<u>190</u>	110	<u>380</u>	<u>328</u>	< 0.23	--	--	--	--	--	Active, approx. 32 ft S from NW	
	12/20/2007	< 0.22	<u>0.79</u>	0.29	4.63	<u>1.58</u>	1.17	--	--	--	--	--	Corner of Church wall	
	1/30/2008	<u>600</u>	120	6.6	129	<u>150</u>	<u>15</u>	--	--	--	--	--		
	2/11/2008	<u>780</u>	<u>150</u>	9.8	176	<u>190</u>	<u>19</u>	--	--	--	--	--	Shaw Environmental Sampling	
	2/11/2008 Dup	<u>740</u>	137	11.8	170	<u>170</u>	<u>15.30</u>	--	--	--	--	--	OM Sampling (Duplicate)	
	3/20/2008	<u>157</u>	37	< 4.6	63	53	< 6.2	--	--	--	--	--		
	6/24/2008	<u>500</u>	116	9.8	88.9	<u>132</u>	<u>15.10</u>	--	--	--	--	--		
	9/3/2008	<u>388</u>	77.6	18.4	46	<u>133.6</u>	7	--	--	--	--	--	Shaw Table 1 of 12/29/09 Report	
	9/30/2008	<u>309</u>	80	22	71.7	<u>133</u>	< 6.2	--	--	--	--	--		
	3/16/2009	< 0.45	< 0.76	< 0.53	< 1.58	< 1.13	<u>0.57</u>	--	--	--	--	--	--	
	6/4/2009	<u>79.4</u>	16	1.6	4.2	18.7	N/A	--	--	--	--	--	--	Shaw
	8/24/2009	<u>78.8</u>	13.1	1.9	3.8	3.9	2	--	--	--	--	--	--	Shaw
	8/24/2009	<u>65</u>	12.7	1.75	4.1	3.9	2.46	--	--	--	--	--	--	OM
	8/24/2009	<u>56</u>	< 17.4	< 10.2	< 42.6	< 52	< 10	--	--	--	--	--	--	Split from Shaw/Slow Flow GWS
	11/11/2009	<u>107</u>	13.7 J	< 5.3	8.6 J	< 11.3	< 4.2	--	--	--	--	--	--	Split from Shaw
	7/19/2010	<u>72</u>	9.8	2.13 J	1.84 J	0.74 J	3.80	2.42 J	--	--	--	--	--	
	10/17/2010	<u>267</u>	18	24.3	23.6	11.8	5.90	--	--	--	--	--	--	
	1/15/2011	<u>0.77</u> J	< 0.78	< 0.53	< 1.90	< 1.54	< 0.80	--	--	--	--	--	--	
4/16/2011	<u>150</u>	9.2	3.7	6.91	3.5 J	3.04	--	--	--	--	--	--		
7/17/2011	<u>101</u>	4.8	2.56 J	2.93 J	< 2.7	3.10	--	--	--	--	--	--		
10/15/2011	<u>138</u>	5.3	4.3	5.35 J	2.65	2.40 J	--	--	--	--	--	--		
1/22/2012	<u>1.87</u>	< 0.98	< 0.89	< 3.2	< 2.7	< 0.47	--	--	--	--	--	--		
4/21/2012	<u>34</u>	0.8 J	< 0.48	< 1.45	< 1.57	1.36 J	--	--	--	--	--	--		
3/15/2016	<0.36	<0.37	0.36 J	<0.58	<0.60	<0.24	--	--	--	--	--	--		
Church Sump	6/23/1997*	<u>520</u>	35	17	190	72	<u>17</u>	NT	--	--	--	--	Basement	
	4/27/2006	<u>940</u>	<u>1,600</u>	<u>6,000</u>	<u>9,700</u>	<u>5,790</u>	< 80	<u>1,800</u>	--	--	--	--		
	8/22/2006	0.35	< 0.22	0.16	2.3	3.05	0.40	NT	--	--	--	--		
	2/9/2007	< 0.14	< 0.40	< 0.36	< 1.10	< 0.79	< 0.36	--	--	--	--	--	Shaw Environmental (Exhibit # 13)	
	8/12/2009	< 0.23	< 0.40	< 0.36	< 1.10	< 0.79	< 0.36	--	--	--	--	--	Shaw	
	8/24/2009	< 0.23	< 0.40	< 0.36	< 1.10	< 0.79	< 0.36	--	--	--	--	--	Shaw	
	8/24/2009	< 0.41	< 0.87	< 0.51	< 2.13	< 2.6	< 0.50	--	--	--	--	--	OM	
	11/11/2009	< 0.45	< 0.76	< 0.53	< 1.58	< 1.13	< 0.42	--	--	--	--	--	--	Split from Shaw
	7/19/2010	< 0.40	< 0.65	< 0.86	< 2.15	< 1.49	< 0.49	< 1.2	--	--	--	--	--	
	10/19/2010	< 0.40	< 0.55	1.13 J	< 1.62	< 1.20	< 0.25	--	--	--	--	--	--	

Table 1. Groundwater Analytical Results Summary - VOCs
PSK Investments, LLC (Former KJG Investments Property) 9922 W Capital Drive, Milwaukee, WI / (OM Job #2096) SCS Engineers Project #25211336.90
 (Results are in µg/L)

Sample	Date	Benzene	Ethylbenzene	Toluene	Xylenes	TMBs	MTBE	Naphthalene	Cumene	n-Propylbenzene	sec-Butylbenzene	Lead	Notes
	1/14/2011	< 0.50	< 0.78	< 0.53	< 1.9	< 1.54	2.57	--	--	--	--	--	
	4/15/2011	< 0.49	< 0.98	< 0.89	< 3.2	< 2.7	< 0.47	--	--	--	--	--	
	7/15/2011	< 0.49	< 0.98	< 0.89	< 3.2	< 2.7	< 0.47	--	--	--	--	--	
	10/28/2011	< 0.5	< 0.78	< 0.53	< 1.9	< 1.54	< 0.8	--	--	--	--	--	
	1/20/2012	< 0.49	< 0.98	< 0.98	< 3.2	< 2.7	< 0.47	--	--	--	--	--	
	4/20/2012	< 0.5	< 0.78	< 0.53	< 1.9	< 1.54	< 0.8	--	--	--	--	--	
	3/15/2016	<0.36	<0.37	<0.33	<0.58	<0.60	<0.24	--	--	--	--	--	
NR 140 Enforcement Standards (ESs)		5	700	800	2,000	480	60	100	NE	NE	NE	1.5	
NR 140 Preventive Action Limits (PALs)		0.5	140	160	400	96	12	10	NE	NE	NE	1.5	

Abbreviations:

µg/L = micrograms per liter or parts per billion (ppb)

TMBs = 1,2,4- and 1,3,5-trimethylbenzenes

NA = Not Analyzed

(Dup) = Duplicate Sample

GRO = Gasoline Range Organics

VOCs = Volatile Organic Compounds

NE = No Standard Established

Notes:

NR 140 ESs - Wisconsin Administrative Code (WAC), Chapter NR 140.10 Table 1 - Public Health Groundwater Quality Standards from January 2012.

NR 140 PALs - WAC, Chapter NR 140.10 Table 1 - Public Health Groundwater Quality Standards from January 2012.

Bold+underlined values meet or exceed NR 140 enforcement standards.

Italic+underlined values meet or exceed NR 140 preventive action limits.

This table is adapted from previous reports by OM Enterprises. SCS Engineers results are for the 3/15/16 and later results (if present).

Created by: AV 3/29/2016

Last revision by: AV 3/29/2016

Checked by: JSN 3/31/2016

I:\25216050.00\Data and Calculations\Tables\1_GWVOCs.xlsx\GW VOCs

**Table 2. Summary of Depth to Groundwater and Groundwater Elevation
 PSK Investments, LLC (Former KJG Investements Property) 9922 W Capitol Drive, Milwaukee, WI / OM Job #2096
 SCS Project #25211336.90**

Well ID	Well Location	Well Depth (feet)	Screen Length (feet)	Internal Diameter (inch)	Surface Elevation (feet)	PVC Elevation (feet, MSL)	Date	Depth to Water (feet)	Groundwater Elevation (feet, MSL)
MW-1	Gas Station	20.00	10.00	4.00	722.81	722.05	10/24/06	13.80	708.25
							6/2/07	13.55	708.50
							9/13/07	13.30	708.75
							12/20/07	15.50	706.55
							2/11/08	14.75	707.30
							3/20/08	13.00	709.05
							6/24/08	12.99	709.06
							9/30/08	13.56	708.49
							3/16/09	12.84	709.21
							8/24/09	14.05	708.00
							11/11/09	14.00	708.05
							7/19/10	12.60	709.45
							8/23/10	13.05	709.00
							8/24/10	13.11	708.94
							10/17/10	14.65	707.40
							1/15/11	17.05	705.00
							4/16/11	12.50	709.55
							4/23/11	11.30	710.75
							7/17/11	13.25	708.80
							10/15/11	14.20	707.85
1/22/12	16.45	705.60							
1/27/12	15.27	706.78							
4/20/12	14.05	708.00							
3/15/16	14.05	708.00							
Average								13.87	708.18

**Table 2. Summary of Depth to Groundwater and Groundwater Elevation
 PSK Investments, LLC (Former KJG Investements Property) 9922 W Capitol Drive, Milwaukee, WI / OM Job #2096
 SCS Project #25211336.90**

Well ID	Well Location	Well Depth (feet)	Screen Length (feet)	Internal Diameter (inch)	Surface Elevation (feet)	PVC Elevation (feet, MSL)	Date	Depth to Water (feet)	Groundwater Elevation (feet, MSL)
MW-2	Gas Station	15.50	10.00	4.00	722.73	722.25	8/16/06	7.52	714.73
							6/2/07	6.30	715.95
							9/13/07	5.50	716.75
							12/20/07	7.45	714.80
							3/20/08	6.39	715.86
							6/24/08	5.10	717.15
							9/30/08	6.30	715.95
							3/16/09	6.17	716.08
							8/24/09	6.80	715.45
							11/11/09	6.28	715.97
							7/19/10	5.20	717.05
							8/23/10	5.43	716.82
							8/24/10	5.47	716.78
							10/17/10	6.88	715.37
							1/15/11	7.85	714.40
							4/16/11	5.95	716.30
							4/23/11	5.19	717.06
							7/17/11	6.23	716.02
							10/15/11	6.20	716.05
							1/22/12	6.70	715.55
1/27/12	7.74	714.51							
4/20/12	6.35	715.90							
3/15/16	6.15	716.10							
Average	6.31	715.94							

**Table 2. Summary of Depth to Groundwater and Groundwater Elevation
 PSK Investments, LLC (Former KJG Investements Property) 9922 W Capitol Drive, Milwaukee, WI / OM Job #2096
 SCS Project #25211336.90**

Well ID	Well Location	Well Depth (feet)	Screen Length (feet)	Internal Diameter (inch)	Surface Elevation (feet)	PVC Elevation (feet, MSL)	Date	Depth to Water (feet)	Groundwater Elevation (feet, MSL)
MW-3	Gas Station	15.00	10.00	2.00	722.80	722.10	8/16/06	8.50	713.60
							6/2/07	7.70	714.40
							9/13/07	6.89	715.21
							12/20/07	8.85	713.25
							3/20/08	7.84	714.26
							6/24/08	6.66	715.44
							9/30/08	8.10	714.00
							3/16/09	7.80	714.30
							8/24/09	8.38	713.72
							11/11/09	7.95	714.15
							7/19/10	6.74	715.36
							8/23/10	7.13	714.97
							8/24/10	7.11	714.99
							10/17/10	8.40	713.70
							1/15/11	9.40	712.70
							4/16/11	7.30	714.80
							4/23/11	6.35	715.75
							7/17/11	7.60	714.50
							7/15/11	7.70	714.40
							1/22/12	8.15	713.95
1/27/12	8.30	713.80							
4/20/12	7.85	714.25							
3/15/16	7.68	714.42							
Average								7.76	714.34

**Table 2. Summary of Depth to Groundwater and Groundwater Elevation
 PSK Investments, LLC (Former KJG Investements Property) 9922 W Capitol Drive, Milwaukee, WI / OM Job #2096
 SCS Project #25211336.90**

Well ID	Well Location	Well Depth (feet)	Screen Length (feet)	Internal Diameter (inch)	Surface Elevation (feet)	PVC Elevation (feet, MSL)	Date	Depth to Water (feet)	Groundwater Elevation (feet, MSL)
MW-4	Gas Station	15.00	10.00	2.00	721.47	720.55	8/16/06	7.36	713.19
							6/2/07	6.52	714.03
							9/13/07	6.84	713.71
							12/20/07	8.18	712.37
							3/20/08	6.59	713.96
							6/24/08	5.98	714.57
							9/30/08	7.90	712.65
							3/16/09	7.06	713.49
							8/24/09	7.62	712.93
							11/11/09	7.30	713.25
							7/19/10	7.14	713.41
							8/23/10	6.70	713.85
							8/24/10	6.75	713.80
							10/17/10	8.75	711.80
							1/15/11	9.59	710.96
							4/15/11	5.85	714.70
							4/23/11	7.13	713.42
							7/17/11	6.61	713.94
							10/15/11	8.40	712.15
							1/22/12	7.70	712.85
1/27/12	7.44	713.11							
4/20/12	7.65	712.90							
3/15/16	5.70	714.85							
Average								7.25	713.30

**Table 2. Summary of Depth to Groundwater and Groundwater Elevation
 PSK Investments, LLC (Former KJG Investements Property) 9922 W Capitol Drive, Milwaukee, WI / OM Job #2096
 SCS Project #25211336.90**

Well ID	Well Location	Well Depth (feet)	Screen Length (feet)	Internal Diameter (inch)	Surface Elevation (feet)	PVC Elevation (feet, MSL)	Date	Depth to Water (feet)	Groundwater Elevation (feet, MSL)
MW-5	Gas Station	15.00	10.00	2.00	724.54	723.84	8/16/06	11.99	711.85
							6/2/07	11.42	712.42
							9/13/07	11.05	712.79
							12/20/07	11.58	712.26
							3/20/08	10.50	713.34
							6/24/08	10.10	713.74
							9/30/08	11.57	712.27
							3/16/09	10.80	713.04
							8/24/09	12.41	711.43
							11/11/09	11.55	712.29
							7/19/10	10.25	713.59
							8/23/10	11.24	712.60
							8/24/10	11.26	712.58
							10/17/10	12.38	711.46
							1/15/11	12.83	711.01
							4/15/11	9.95	713.89
							4/23/11	9.95	713.89
							7/17/11	11.57	712.27
							10/15/11	11.90	711.94
							1/22/12	12.02	711.82
1/27/12	11.73	712.11							
4/20/12	11.25	712.59							
3/15/16	10.31	713.53							
Average								11.29	712.55

**Table 2. Summary of Depth to Groundwater and Groundwater Elevation
 PSK Investments, LLC (Former KJG Investements Property) 9922 W Capitol Drive, Milwaukee, WI / OM Job #2096
 SCS Project #25211336.90**

Well ID	Well Location	Well Depth (feet)	Screen Length (feet)	Internal Diameter (inch)	Surface Elevation (feet)	PVC Elevation (feet, MSL)	Date	Depth to Water (feet)	Groundwater Elevation (feet, MSL)
MW-6	Church	20.00	15.00	2.00	718.91	718.32	8/16/06	15.10	703.22
							6/2/07	15.70	702.62
							8/24/09	16.38	701.94
							11/11/09	16.08	702.24
							7/19/10	14.06	704.26
							8/24/10	13.88	704.44
							10/19/10	15.95	702.37
							1/14/11	16.26	702.06
							4/14/11	14.40	703.92
							7/15/11	15.33	702.99
							10/28/11	15.87	702.45
							1/20/12	15.79	702.53
							4/20/12	14.58	703.74
							3/15/16	14.07	704.25
							Average	15.25	703.07
Excavation Sump Shaw	Gas Station	15.00	10.00	6.00	722.86	722.58	4/28/06	14.00	708.58
							6/2/07	14.25	708.33
							9/13/07	14.30	708.28
							12/20/07	14.30	708.28
							2/11/08	14.32	708.26
							6/24/08	14.30	708.28
							9/30/08	14.34	708.24
							3/16/09	14.30	708.28
							8/24/09	14.30	708.28
							11/11/09	14.29	708.29
							7/19/10	14.25	708.33
							8/23/10	14.29	708.29
							8/24/10	14.28	708.30
							10/17/10	14.30	708.28
							1/15/11	13.35	709.23
							4/16/11	14.25	708.33
							4/23/11	14.28	708.30
							7/17/11	14.29	708.29
							10/15/11	14.28	708.30
							1/22/12	14.30	708.28
1/27/12	14.27	708.31							
4/20/12	14.28	708.30							
3/15/16	14.25	708.33							
							Average	14.23	708.35

**Table 2. Summary of Depth to Groundwater and Groundwater Elevation
 PSK Investments, LLC (Former KJG Investements Property) 9922 W Capitol Drive, Milwaukee, WI / OM Job #2096
 SCS Project #25211336.90**

Well ID	Well Location	Well Depth (feet)	Screen Length (feet)	Internal Diameter (inch)	Surface Elevation (feet)	PVC Elevation (feet, MSL)	Date	Depth to Water (feet)	Groundwater Elevation (feet, MSL)
MW-7	Off-site	21.00	15.00	2.00	722.29	721.47	4/8/10	10.30	711.17
							4/10/10	10.45	711.02
							7/19/10	10.06	711.41
							8/23/10	10.45	711.02
							8/24/10	10.49	710.98
							10/16/10	11.94	709.53
							1/14/11	10.40	711.07
							4/14/11	9.94	711.53
							4/23/11	9.46	712.01
							7/15/11	10.29	711.18
							10/14/11	10.91	710.56
							1/21/12	10.40	711.07
							1/27/12	10.55	710.92
							4/20/12	10.73	710.74
3/15/16	10.16	711.31							
							Average	10.44	711.03
MW-8	Off-site	21.00	15.00	2.00	721.98	721.38	4/8/10	15.34	706.04
							4/10/10	15.45	705.93
							7/19/10	13.20	708.18
							8/23/10	12.20	709.18
							8/24/10	12.28	709.10
							10/16/10	14.26	707.12
							1/14/11	14.45	706.93
							4/14/11	11.40	709.98
							4/23/11	8.71	712.67
							7/15/11	12.53	708.85
							10/14/11	13.25	708.13
							1/21/12	13.51	707.87
							1/27/12	13.30	708.08
							4/20/12	13.05	708.33
3/15/16	12.65	708.73							
							Average	13.04	708.34

**Table 2. Summary of Depth to Groundwater and Groundwater Elevation
 PSK Investments, LLC (Former KJG Investements Property) 9922 W Capitol Drive, Milwaukee, WI / OM Job #2096
 SCS Project #25211336.90**

Well ID	Well Location	Well Depth (feet)	Screen Length (feet)	Internal Diameter (inch)	Surface Elevation (feet)	PVC Elevation (feet, MSL)	Date	Depth to Water (feet)	Groundwater Elevation (feet, MSL)
MW-9	Off-site	21.00	15.00	2.00	722.55	721.50	4/8/10	13.43	708.07
							4/10/10	13.50	708.00
							7/19/10	12.48	709.02
							8/23/10	14.00	707.50
							8/24/2010	14.04	707.46
							10/16/10	14.89	706.61
							1/14/11	14.90	706.60
							4/14/11	13.25	708.25
							4/23/11	11.55	709.95
							7/15/11	14.33	707.17
							10/14/11	14.56	706.94
							1/21/12	14.40	707.10
							1/27/12	14.57	706.93
							4/20/12	13.84	707.66
3/15/16	13.70	707.80							
							Average	13.83	707.67
MW-10	Off-site	21.00	15.00	2.00	719.16	718.92	4/8/10	15.85	703.07
							4/10/10	15.75	703.17
							7/19/10	14.88	704.04
							8/23/10	15.64	703.28
							8/24/10	15.60	703.32
							10/16/10	16.57	702.35
							1/14/11	17.10	701.82
							4/14/11	16.20	702.72
							4/23/11	13.90	705.02
							7/15/11	16.25	702.67
							10/14/11	16.09	702.83
							1/21/12	Under Ice	
							1/27/12	16.05	702.87
							4/20/12	15.14	703.78
3/15/16	13.77	705.15							
			Average	15.63	703.29				
MW-11	Off-site	15.00	10.00	2.00			1/19/12	10.50	
							1/21/12	11.15	
							1/27/12	11.10	
							4/20/12	8.83	
							3/15/16	8.22	
			Average	9.96					

Table 2. Summary of Depth to Groundwater and Groundwater Elevation
PSK Investments, LLC (Former KJG Investements Property) 9922 W Capitol Drive, Milwaukee, WI / OM Job #2096
SCS Project #25211336.90

Well ID	Well Location	Well Depth (feet)	Screen Length (feet)	Internal Diameter (inch)	Surface Elevation (feet)	PVC Elevation (feet, MSL)	Date	Depth to Water (feet)	Groundwater Elevation (feet, MSL)
MW-20	Off-site	20.00	15.00	2.00	722.09	721.54	8/12/10	5.05	716.49
							8/24/10	5.38	716.16
							10/16/10	6.69	714.85
							1/14/11	7.74	713.80
							4/14/11	7.90	713.64
							4/23/11	5.36	716.18
							7/15/11	6.05	715.49
							10/14/11	6.15	715.39
							1/21/12	6.55	714.99
							1/27/12	6.57	714.97
							4/20/12	6.13	715.41
							3/15/16	6.16	715.38
							Average	6.31	715.23
MW-21	Off-site	15.00	10.00	2.00	722.19	721.92	8/12/10	7.05	714.87
							8/24/10	7.44	714.48
							10/16/10	8.38	713.54
							1/14/11	9.13	712.79
							4/14/11	6.00	715.92
							4/23/11	7.18	714.74
							7/15/11	7.52	714.40
							10/14/11	7.83	714.09
							1/21/12	8.23	713.69
							1/27/12	8.18	713.74
							4/20/12	7.75	714.17
							3/15/16	7.72	714.20
							Average	7.70	714.22

Note: This table is adapted from previous reports by OM Enterprises.

Created by: OM Enterprises Date: 2010
 Last revision by: JB Date: 4/5/2016
 Checked by: AV Date: 4/5/2016

I:\25216050.00\Data and Calculations\Tables\[Table 2_GW Elevation_PSK Investments.xlsx]GW Elevation

Table 3. Sub-Slab Vapor Analytical Results Summary
PSK Investments LLC, Milwaukee, WI / SCS Engineers Project #25216050.00
 (Results are in ppbV, except where otherwise noted)

Sample	Date	Lab Notes	PID (ppb)	1,2,4-Trimethylbenzene	1,3,5-Trimethylbenzene	Benzene	Ethylbenzene	m&p-Xylene	Methyl-tert-butyl ether	Naphthalene	o-Xylene	Toluene
VP-1	4/29/2016	--	84	1.5	0.74 J	1.4	1.3	3.5	<0.13	1.3 J	1.1	8.7
VP-2	4/29/2016	--	184	1.6	0.74 J	0.86	1.5	2.7	<0.14	1.5 J	1.1	3.7
VP-3	4/29/2016	--	21	1.1	0.62 J	0.55	0.57	2	<0.14	1.4 J	0.68	2.8
VP-4	4/29/2016	--	205	2	0.82 J	0.23 J	1.1	3.6	<0.14	1.7 J	1.2	2.3
Vapor Risk Screening Level (Small Commercial Building)				210	NE	160	370	3,300	4,300	23	3,300	190,000

Abbreviations:

ppbV = parts per billion by volume
 -- = not applicable

NE = not established
 PID = photoionization detector

ppm = parts per billion

Notes:

1. Samples were collected in 6-liter summa canisters over a 30-minute period and analyzed using the USEPA TO-15 analytical method.
2. Vapor Risk Screening Levels from Wisconsin Department of Natural Resources Quick Look-Up Table dated December 2015.
3. **Bold+underlined** values meet or exceed Vapor Risk Screening Levels.

Lab Notes/Qualifiers:

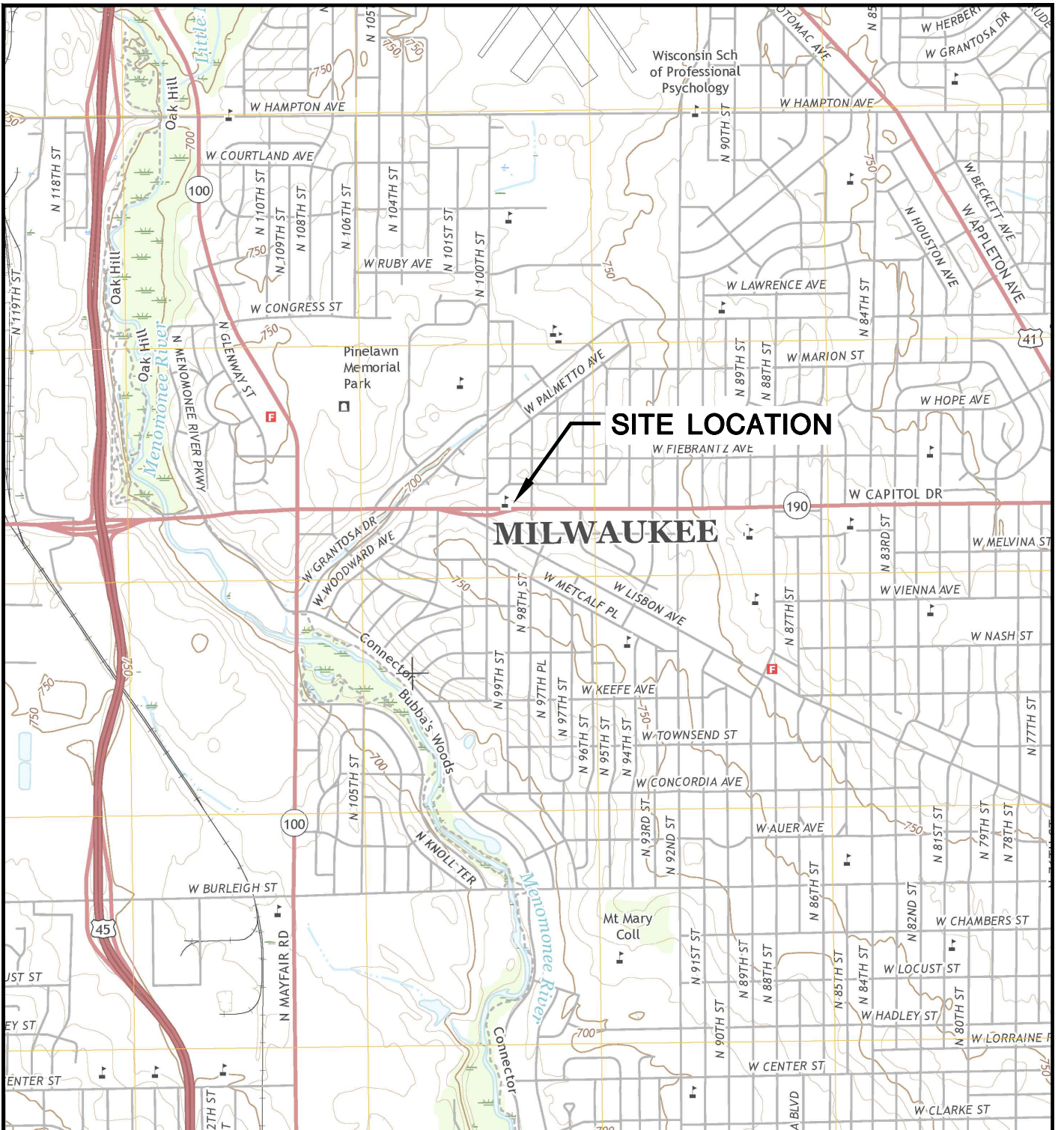
J = Estimated concentration at or above the Limit of Detection and below the Limit of Quantitation.

Created by: LMH Date: 5/10/2016
 Last revision by: LMH Date: 5/10/2016
 Checked by: AV Date: 5/10/2016

I:\25216050.00\Data and Calculations\Tables\[Table 3_Sub-Slab Vapor.xlsm]Sub-Slab Results

FIGURES

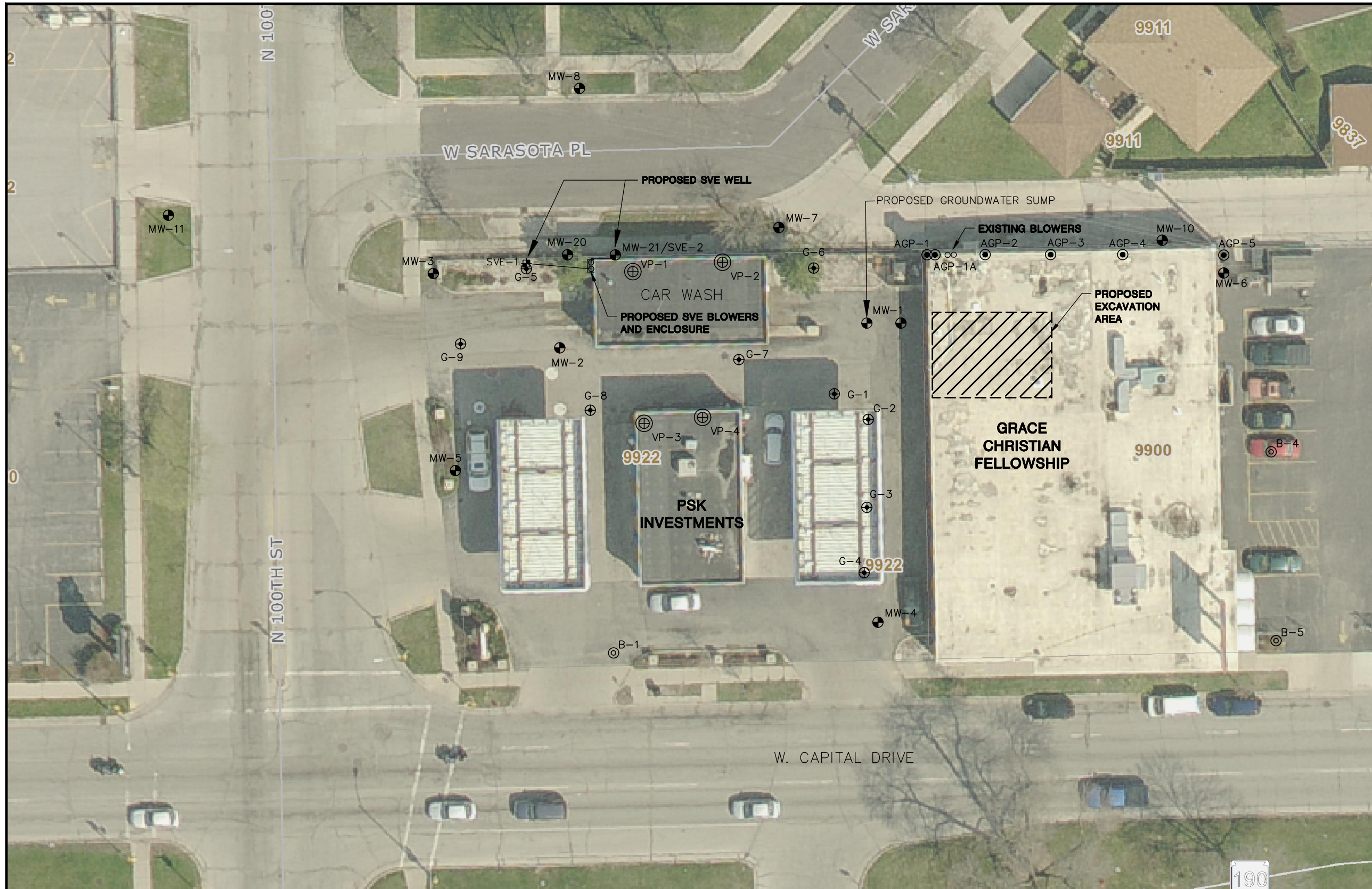
- 1 Site Location
- 2 Proposed Site Plan
- 3 Water Table Map
- 4 Proposed Area of Excavation
- 5 SVE Well Detail
- 6 Groundwater Sump Detail



WAUWATOSA QUADRANGLE
 WISCONSIN
 7.5 MINUTE SERIES (TOPOGRAPHIC)
 2015
 SCALE: 1" = 2,000'



CLIENT	PSK INVESTMENTS, LLC		SITE	PSK INVESTMENTS & GRACE CHRISTIAN FELLOWSHIP 9922 & 9900 WEST CAPITOL DRIVE MILWAUKEE, WISCONSIN		ENGINEER	SCS ENGINEERS 2830 DAIRY DRIVE MADISON, WI 53718-6751 PHONE: (608) 224-2830		FIGURE 1
	PROJECT NO.	25216050.00		DRAWN BY:	AHB		WISCONSIN	FIGURE	
	DRAWN:	08/19/16	CHECKED BY:	KRG					
	REVISED:	08/19/16	APPROVED BY:						

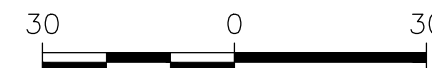


LEGEND

- MONITORING WELL LOCATION
- ⊙ SOIL BORING LOCATION (OM, 2006)
- ⊕ SOIL BORING LOCATION (OM, 2009)
- ⊗ SOIL BORING LOCATION (OM, 2010)
- ⊕ VAPOR SAMPLING LOCATION (SCS, 2016)
- ⊕ PROPOSED SOIL VAPOR EXTRACTION WELL

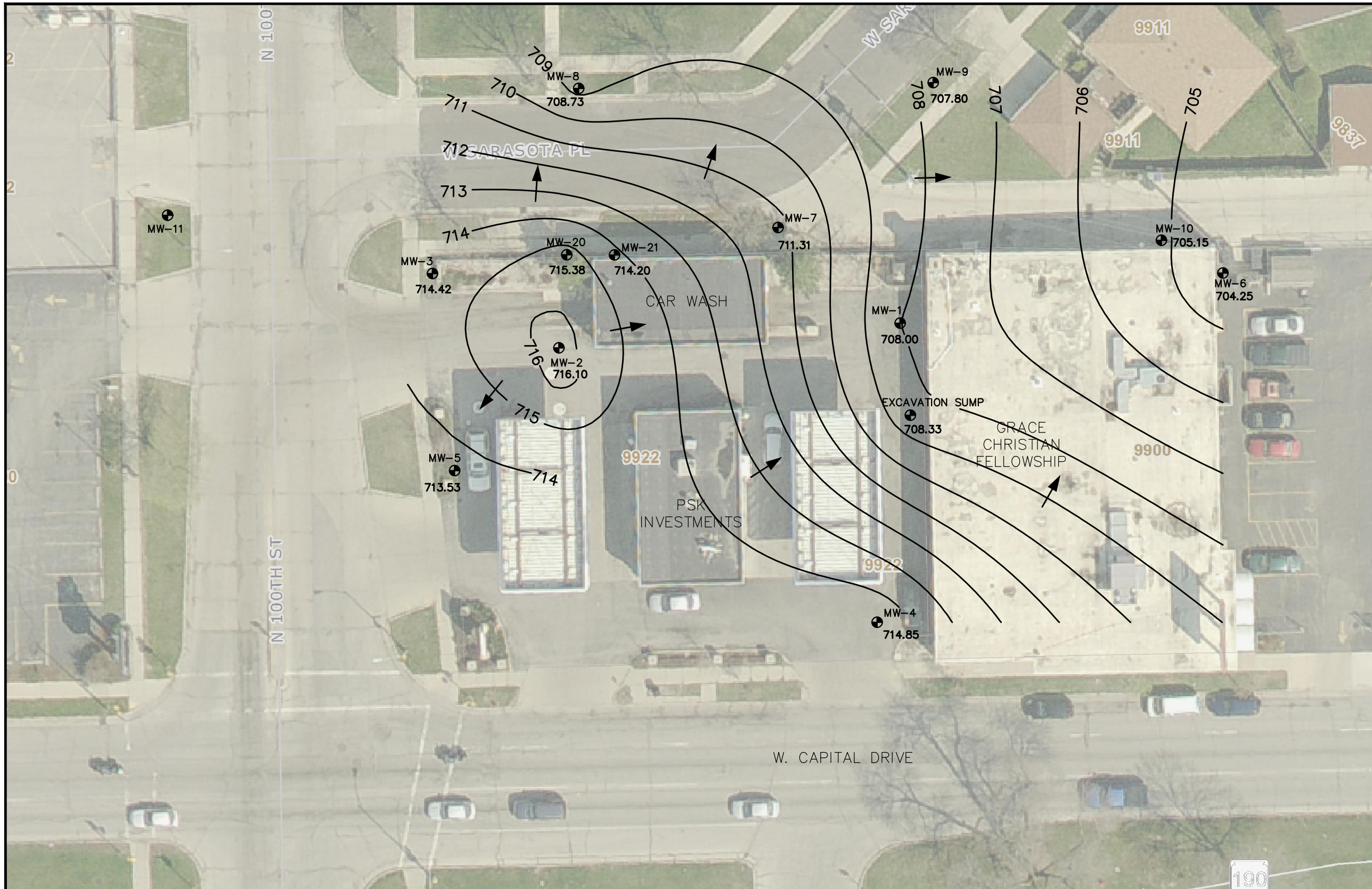
NOTES:

1. SOIL BORING AND MONITORING WELL LOCATIONS ARE APPROXIMATE.
2. AERIAL IMAGE AND BASE MAP DOWNLOADED FROM THE MILWAUKEE COUNTY LAND INFORMATION OFFICE'S INTERACTIVE MAPPING SERVICE PUBLIC VIEWER



SCALE: 1" = 30'

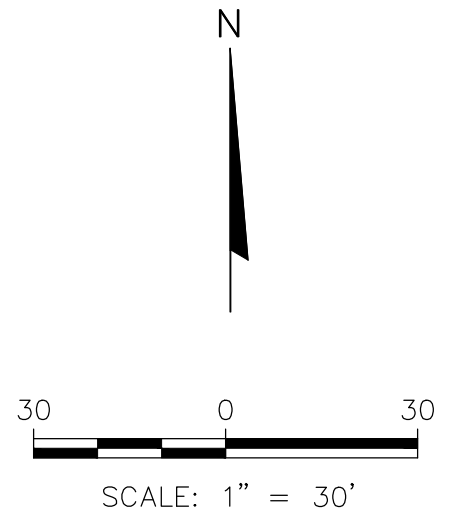
PROJECT NO.	25216050.00	DRAWN BY:	KRG	ENGINEER	 2830 DAIRY DRIVE MADISON, WI 53718-6751 PHONE: (608) 224-2830	CLIENT	PSK INVESTMENTS, LLC	SITE	PSK INVESTMENTS & GRACE CHRISTIAN FELLOWSHIP 9922 & 9900 WEST CAPITOL DRIVE MILWAUKEE, WISCONSIN	PROPOSED SITE PLAN	FIGURE
DRAWN:	04/23/13	CHECKED BY:	KRG								2
REVISED:	08/19/16	APPROVED BY:									



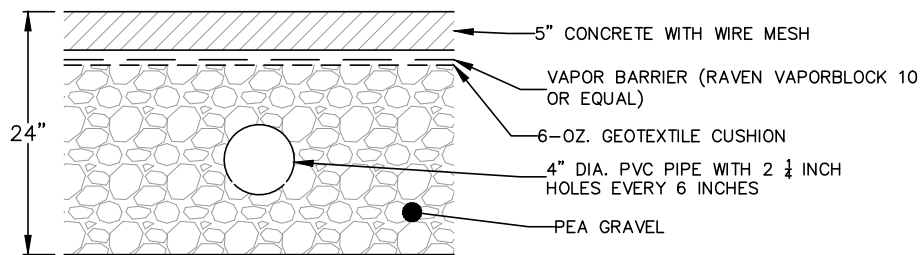
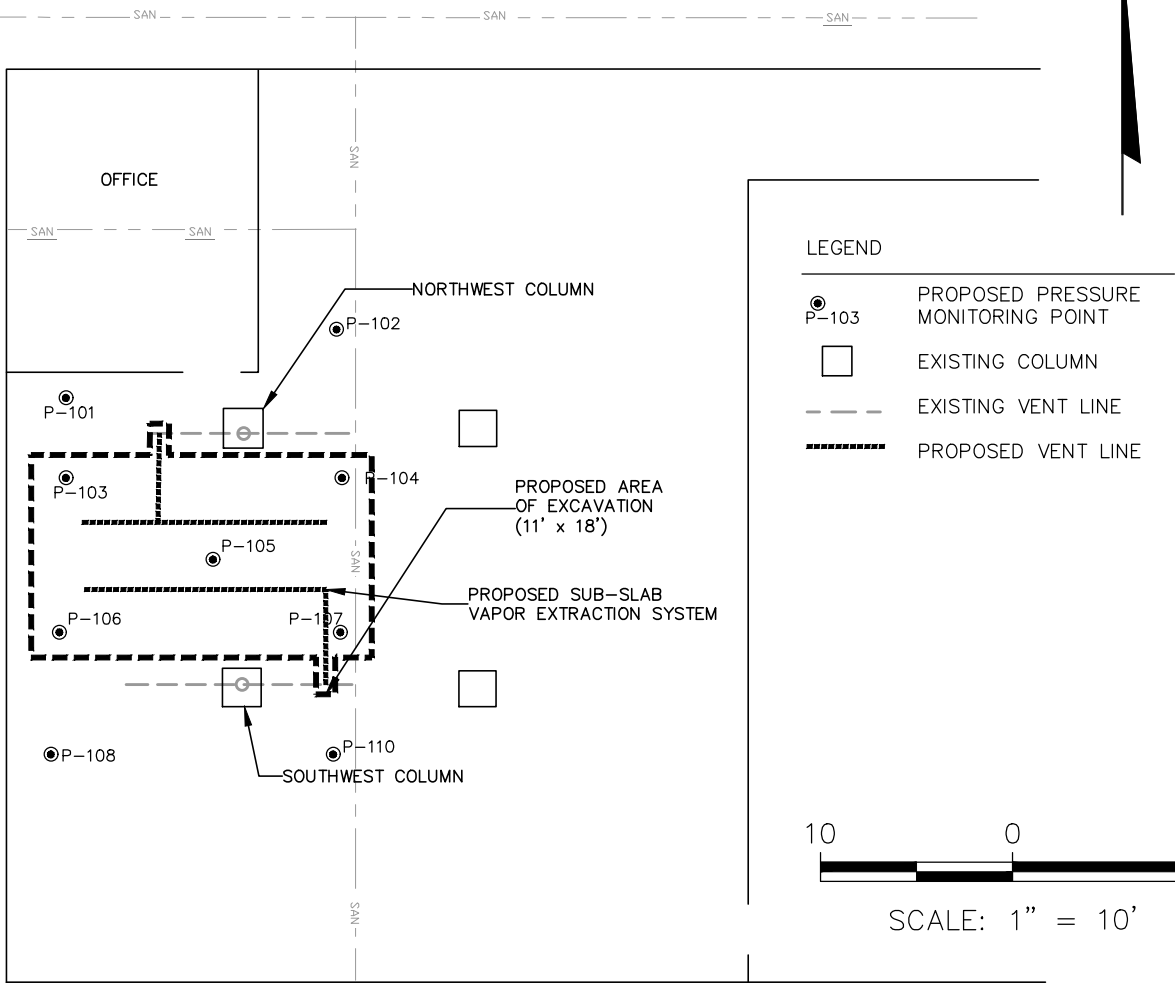
LEGEND

	MONITORING WELL LOCATION
704.25	WATER TABLE ELEVATION MEASURED MARCH 15, 2016
	WATER TABLE CONTOUR
	APPROXIMATE GROUNDWATER FLOW DIRECTION

- NOTES:
1. MONITORING WELL LOCATIONS ARE APPROXIMATE.
 2. A WATER TABLE ELEVATION WAS NOT CALCULATED FOR WELL MW-11 BECAUSE THE TOP OF CASING HAS NOT BEEN SURVEYED.
 3. AERIAL IMAGE AND BASE MAP DOWNLOADED FROM THE MILWAUKEE COUNTY LAND INFORMATION OFFICE'S INTERACTIVE MAPPING SERVICE PUBLIC VIEWER

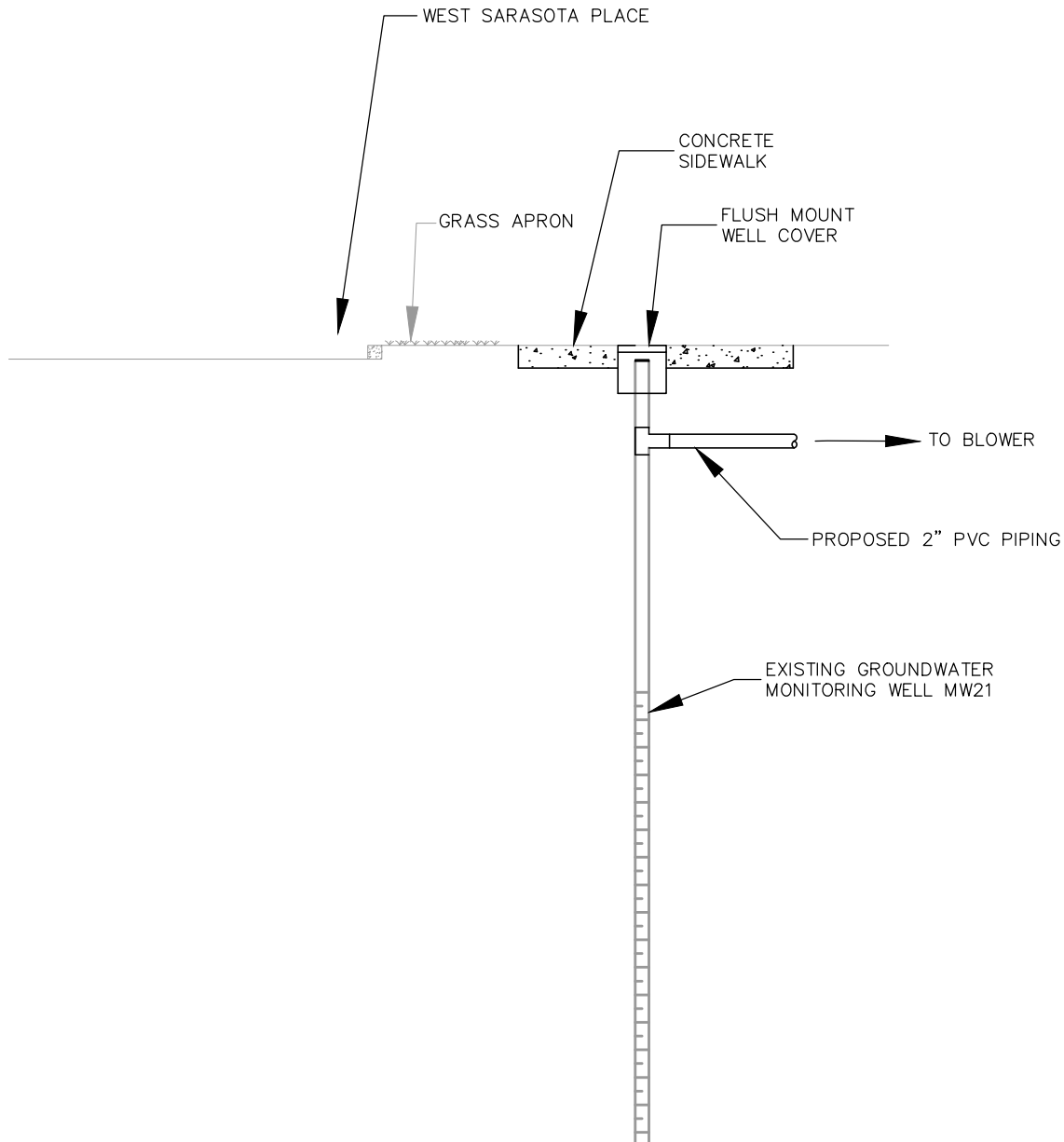


PROJECT NO.	25216050.00	DRAWN BY:	KP	ENGINEER		CLIENT	PSK INVESTMENTS, LLC	SITE	PSK INVESTMENTS & GRACE CHRISTIAN FELLOWSHIP 9922 & 9900 WEST CAPITOL DRIVE MILWAUKEE, WISCONSIN	WATER TABLE MAP FOR MARCH 15, 2016	FIGURE	3
DRAWN:	09/16/16	CHECKED BY:	RL									
REVISED:	09/16/16	APPROVED BY:										

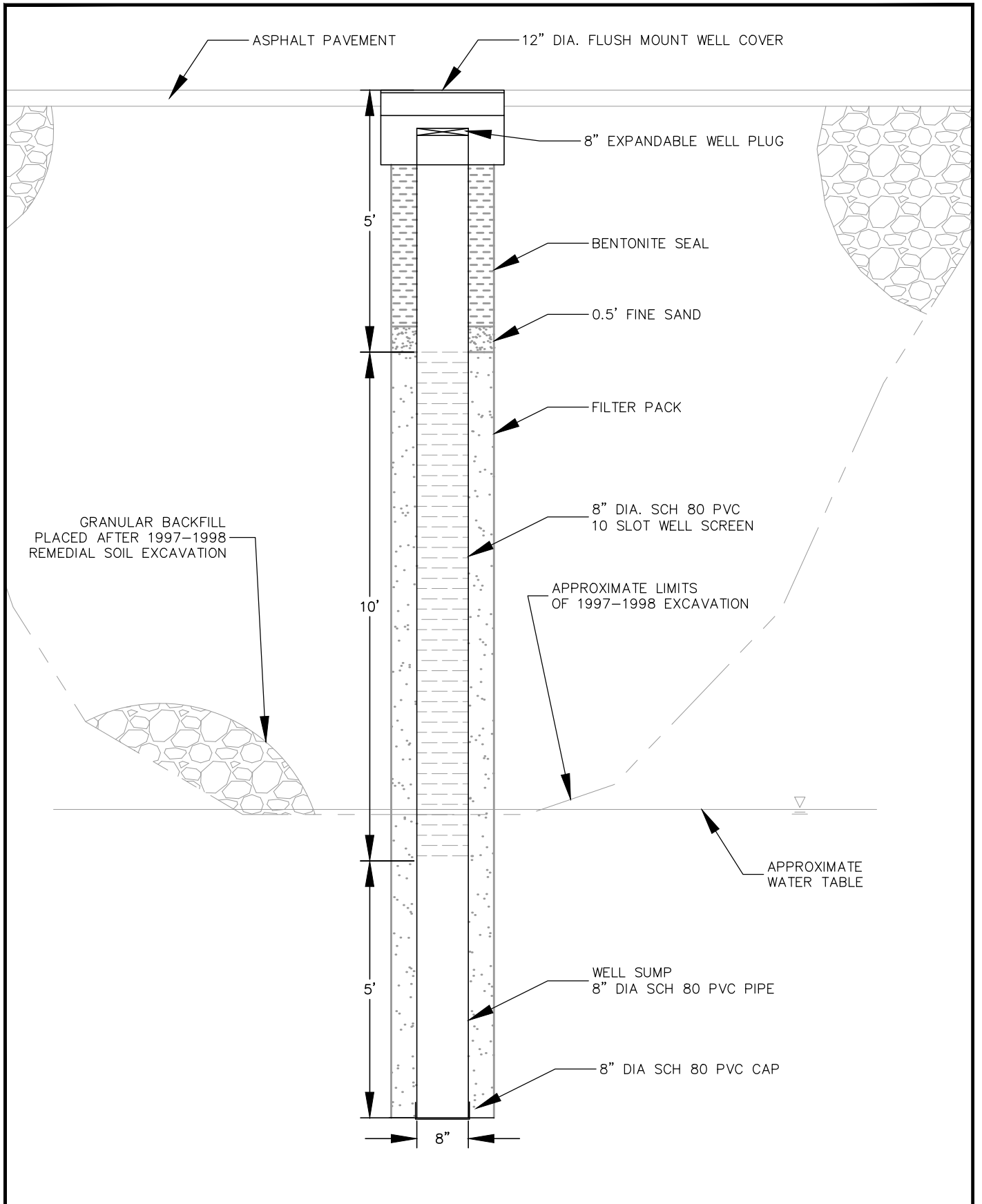


SECTION OF EXCAVATED AREA DETAIL
NOT TO SCALE

CLIENT	PSK INVESTMENTS, LLC		SITE	PSK INVESTMENTS AND GRACE CHRISTIAN FELLOWSHIP 9922 & 9900 WEST CAPITAL DRIVE MILWAUKEE, WISCONSIN		PROPOSED AREA OF EXCAVATION	
	PROJECT NO.	25216050.00		DRAWN BY:	KRG	ENGINEER	SCS ENGINEERS 2830 DAIRY DRIVE MADISON, WI 53718-6751 PHONE: (608) 224-2830
DRAWN:	04/22/13	CHECKED BY:	KRG	4			
REVISED:	08/19/16	APPROVED BY:					



CLIENT	PSK INVESTMENTS, LLC		SITE	PSK INVESTMENTS AND GRACE CHRISTIAN FELLOWSHIP 9922 & 9900 WEST CAPITAL DRIVE MILWAUKEE, WISCONSIN		ENGINEER	PROPOSED COMBINATION SVE AND GROUNDWATER MONITORING WELL MW21/SVE-2		FIGURE
	PROJECT NO.	25216050.00		DRAWN BY:	KRG		SCS ENGINEERS 2830 DAIRY DRIVE MADISON, WI 53718-6751 PHONE: (608) 224-2830	5	
	DRAWN:	14/23/13		CHECKED BY:	KRG				
REVISSED:	08/19/16	APPROVED BY:							



CLIENT	PSK INVESTMENTS, LLC		SITE	PSK INVESTMENTS AND GRACE CHRISTIAN FELLOWSHIP 9922 & 9900 WEST CAPITAL DRIVE MILWAUKEE, WISCONSIN		GROUNDWATER SUMP DETAIL	
	PROJECT NO.	25216050.00		DRAWN BY:	KRG	ENGINEER	SCS ENGINEERS 2830 DAIRY DRIVE MADISON, WI 53718-6751 PHONE: (608) 224-2830
DRAWN:	14/23/13	CHECKED BY:	KRG	6			
REVISED:	08/19/16	APPROVED BY:					

APPENDIX A

Groundwater Sample Analytical Results

TestAmerica

THE LEADER IN ENVIRONMENTAL TESTING

ANALYTICAL REPORT

TestAmerica Laboratories, Inc.

TestAmerica Chicago

2417 Bond Street

University Park, IL 60484

Tel: (708)534-5200

TestAmerica Job ID: 500-108855-1

Client Project/Site: PSK Investments - 25211336.90

For:

SCS Engineers

2830 Dairy Dr

Madison, Wisconsin 53718

Attn: Mr. Ray Tierney



Authorized for release by:

3/24/2016 5:15:05 PM

Eric Lang, Manager of Project Management

(708)534-5200

eric.lang@testamericainc.com

Designee for

Sandie Fredrick, Project Manager II

(920)261-1660

sandie.fredrick@testamericainc.com

LINKS

Review your project
results through

TotalAccess

Have a Question?



Visit us at:

www.testamericainc.com

The test results in this report meet all 2003 NELAC and 2009 TNI requirements for accredited parameters, exceptions are noted in this report. This report may not be reproduced except in full, and with written approval from the laboratory. For questions please contact the Project Manager at the e-mail address or telephone number listed on this page.

This report has been electronically signed and authorized by the signatory. Electronic signature is intended to be the legally binding equivalent of a traditionally handwritten signature.

Results relate only to the items tested and the sample(s) as received by the laboratory.

1

2

3

4

5

6

7

8

9

10

11

12

13

14

15



Table of Contents

Cover Page	1
Table of Contents	2
Case Narrative	3
Detection Summary	4
Method Summary	6
Sample Summary	7
Client Sample Results	8
Definitions	14
QC Association	15
Surrogate Summary	16
QC Sample Results	17
Chronicle	19
Certification Summary	22
Chain of Custody	23
Receipt Checklists	29

Case Narrative

Client: SCS Engineers
Project/Site: PSK Investments - 25211336.90

TestAmerica Job ID: 500-108855-1

Job ID: 500-108855-1

Laboratory: TestAmerica Chicago

Narrative

**Job Narrative
500-108855-1**

Comments

No additional comments.

Receipt

The samples were received on 3/16/2016 9:10 AM; the samples arrived in good condition, properly preserved and, where required, on ice. The temperature of the cooler at receipt was 3.9° C.

GC VOA

Method(s) WI-GRO: Surrogate recovery for the following samples was outside control limits: MW-3 (500-108855-8) and MW-20 (500-108855-14). Evidence of matrix interference is present; therefore, re-extraction and/or re-analysis was not performed.

Method(s) WI-GRO: The following sample(s) were collected in properly preserved vials for analysis of volatile organic compounds (VOCs). However, the pH was outside the required criteria when verified by the laboratory, and corrective action was not possible: MW-1 (500-108855-2), MW-7 (500-108855-10), MW-9 (500-108855-12) and MW-20 (500-108855-14).

No additional analytical or quality issues were noted, other than those described above or in the Definitions/Glossary page.

VOA Prep

No analytical or quality issues were noted, other than those described in the Definitions/Glossary page.

Detection Summary

Client: SCS Engineers
Project/Site: PSK Investments - 25211336.90

TestAmerica Job ID: 500-108855-1

Client Sample ID: Church Sump

Lab Sample ID: 500-108855-1

No Detections.

Client Sample ID: MW-1

Lab Sample ID: 500-108855-2

No Detections.

Client Sample ID: Extraction Sump

Lab Sample ID: 500-108855-3

Analyte	Result	Qualifier	RL	MDL	Unit	Dil Fac	D	Method	Prep Type
Toluene	0.36	J	0.50	0.33	ug/L	1		WDNR	Total/NA

Client Sample ID: MW-2

Lab Sample ID: 500-108855-4

No Detections.

Client Sample ID: MW-4

Lab Sample ID: 500-108855-5

No Detections.

Client Sample ID: MW-5

Lab Sample ID: 500-108855-6

Analyte	Result	Qualifier	RL	MDL	Unit	Dil Fac	D	Method	Prep Type
Benzene	3.7		0.50	0.36	ug/L	1		WDNR	Total/NA
Methyl tert-butyl ether	6.8		0.50	0.24	ug/L	1		WDNR	Total/NA
Toluene	0.43	J	0.50	0.33	ug/L	1		WDNR	Total/NA

Client Sample ID: DUP MW-5

Lab Sample ID: 500-108855-7

Analyte	Result	Qualifier	RL	MDL	Unit	Dil Fac	D	Method	Prep Type
Benzene	3.6		0.50	0.36	ug/L	1		WDNR	Total/NA
Methyl tert-butyl ether	6.7		0.50	0.24	ug/L	1		WDNR	Total/NA
Toluene	0.53		0.50	0.33	ug/L	1		WDNR	Total/NA

Client Sample ID: MW-3

Lab Sample ID: 500-108855-8

Analyte	Result	Qualifier	RL	MDL	Unit	Dil Fac	D	Method	Prep Type
1,2,4-Trimethylbenzene	270		5.0	3.0	ug/L	10		WDNR	Total/NA
1,3,5-Trimethylbenzene	80		5.0	3.0	ug/L	10		WDNR	Total/NA
Benzene	680		5.0	3.6	ug/L	10		WDNR	Total/NA
Ethylbenzene	2200		5.0	3.7	ug/L	10		WDNR	Total/NA
Methyl tert-butyl ether	2.5	J	5.0	2.4	ug/L	10		WDNR	Total/NA
Toluene	54		5.0	3.3	ug/L	10		WDNR	Total/NA
Xylenes, Total	540		15	5.8	ug/L	10		WDNR	Total/NA

Client Sample ID: MW-6

Lab Sample ID: 500-108855-9

No Detections.

Client Sample ID: MW-7

Lab Sample ID: 500-108855-10

Analyte	Result	Qualifier	RL	MDL	Unit	Dil Fac	D	Method	Prep Type
Benzene	2.0		0.50	0.36	ug/L	1		WDNR	Total/NA
Ethylbenzene	1.4		0.50	0.37	ug/L	1		WDNR	Total/NA

This Detection Summary does not include radiochemical test results.

TestAmerica Chicago

Detection Summary

Client: SCS Engineers
Project/Site: PSK Investments - 25211336.90

TestAmerica Job ID: 500-108855-1

Client Sample ID: MW-7 (Continued)

Lab Sample ID: 500-108855-10

Analyte	Result	Qualifier	RL	MDL	Unit	Dil Fac	D	Method	Prep Type
Toluene	0.69		0.50	0.33	ug/L	1		WDNR	Total/NA
Xylenes, Total	0.78	J	1.5	0.58	ug/L	1		WDNR	Total/NA

Client Sample ID: MW-8

Lab Sample ID: 500-108855-11

No Detections.

Client Sample ID: MW-9

Lab Sample ID: 500-108855-12

No Detections.

Client Sample ID: MW-11

Lab Sample ID: 500-108855-13

No Detections.

Client Sample ID: MW-20

Lab Sample ID: 500-108855-14

Analyte	Result	Qualifier	RL	MDL	Unit	Dil Fac	D	Method	Prep Type
1,2,4-Trimethylbenzene	81		5.0	3.0	ug/L	10		WDNR	Total/NA
Benzene	550		5.0	3.6	ug/L	10		WDNR	Total/NA
Ethylbenzene	2200		5.0	3.7	ug/L	10		WDNR	Total/NA
Toluene	60		5.0	3.3	ug/L	10		WDNR	Total/NA
Xylenes, Total	640		15	5.8	ug/L	10		WDNR	Total/NA

Client Sample ID: MW-21

Lab Sample ID: 500-108855-15

Analyte	Result	Qualifier	RL	MDL	Unit	Dil Fac	D	Method	Prep Type
1,2,4-Trimethylbenzene	34		5.0	3.0	ug/L	10		WDNR	Total/NA
Benzene	1200		5.0	3.6	ug/L	10		WDNR	Total/NA
Ethylbenzene	600		5.0	3.7	ug/L	10		WDNR	Total/NA
Toluene	42		5.0	3.3	ug/L	10		WDNR	Total/NA
Xylenes, Total	180		15	5.8	ug/L	10		WDNR	Total/NA

Client Sample ID: Trip Blank

Lab Sample ID: 500-108855-16

No Detections.

This Detection Summary does not include radiochemical test results.

TestAmerica Chicago

Method Summary

Client: SCS Engineers
Project/Site: PSK Investments - 25211336.90

TestAmerica Job ID: 500-108855-1

Method	Method Description	Protocol	Laboratory
WDNR	Wisconsin - Gasoline Range Organics (GC)	WI-GRO	TAL NSH

Protocol References:

WI-GRO = "Modified GRO: Method For Determining Gasoline Range Organics", Wisconsin DNR, Publ-SW-140, September, 1995.

Laboratory References:

TAL NSH = TestAmerica Nashville, 2960 Foster Creighton Drive, Nashville, TN 37204, TEL (615)726-0177



Sample Summary

Client: SCS Engineers
Project/Site: PSK Investments - 25211336.90

TestAmerica Job ID: 500-108855-1

Lab Sample ID	Client Sample ID	Matrix	Collected	Received
500-108855-1	Church Sump	Ground Water	03/15/16 09:45	03/16/16 09:10
500-108855-2	MW-1	Ground Water	03/15/16 11:40	03/16/16 09:10
500-108855-3	Extraction Sump	Ground Water	03/15/16 12:00	03/16/16 09:10
500-108855-4	MW-2	Ground Water	03/15/16 12:15	03/16/16 09:10
500-108855-5	MW-4	Ground Water	03/15/16 13:35	03/16/16 09:10
500-108855-6	MW-5	Ground Water	03/15/16 13:45	03/16/16 09:10
500-108855-7	DUP MW-5	Ground Water	03/15/16 00:00	03/16/16 09:10
500-108855-8	MW-3	Ground Water	03/15/16 14:35	03/16/16 09:10
500-108855-9	MW-6	Ground Water	03/15/16 15:05	03/16/16 09:10
500-108855-10	MW-7	Ground Water	03/15/16 15:15	03/16/16 09:10
500-108855-11	MW-8	Ground Water	03/15/16 15:30	03/16/16 09:10
500-108855-12	MW-9	Ground Water	03/15/16 16:00	03/16/16 09:10
500-108855-13	MW-11	Ground Water	03/15/16 16:08	03/16/16 09:10
500-108855-14	MW-20	Ground Water	03/15/16 16:30	03/16/16 09:10
500-108855-15	MW-21	Ground Water	03/15/16 16:30	03/16/16 09:10
500-108855-16	Trip Blank	Water	03/15/16 00:00	03/16/16 09:10

Client Sample Results

Client: SCS Engineers
Project/Site: PSK Investments - 25211336.90

TestAmerica Job ID: 500-108855-1

Client Sample ID: Church Sump

Date Collected: 03/15/16 09:45

Date Received: 03/16/16 09:10

Lab Sample ID: 500-108855-1

Matrix: Ground Water

Method: WDNR - Wisconsin - Gasoline Range Organics (GC)

Analyte	Result	Qualifier	RL	MDL	Unit	D	Prepared	Analyzed	Dil Fac
1,2,4-Trimethylbenzene	<0.30		0.50	0.30	ug/L			03/23/16 11:38	1
1,3,5-Trimethylbenzene	<0.30		0.50	0.30	ug/L			03/23/16 11:38	1
Benzene	<0.36		0.50	0.36	ug/L			03/23/16 11:38	1
Ethylbenzene	<0.37		0.50	0.37	ug/L			03/23/16 11:38	1
Methyl tert-butyl ether	<0.24		0.50	0.24	ug/L			03/23/16 11:38	1
Toluene	<0.33		0.50	0.33	ug/L			03/23/16 11:38	1
Xylenes, Total	<0.58		1.5	0.58	ug/L			03/23/16 11:38	1

Surrogate	%Recovery	Qualifier	Limits	Prepared	Analyzed	Dil Fac
a,a,a-Trifluorotoluene	94		80 - 120		03/23/16 11:38	1

Client Sample ID: MW-1

Date Collected: 03/15/16 11:40

Date Received: 03/16/16 09:10

Lab Sample ID: 500-108855-2

Matrix: Ground Water

Method: WDNR - Wisconsin - Gasoline Range Organics (GC)

Analyte	Result	Qualifier	RL	MDL	Unit	D	Prepared	Analyzed	Dil Fac
1,2,4-Trimethylbenzene	<0.30		0.50	0.30	ug/L			03/23/16 12:09	1
1,3,5-Trimethylbenzene	<0.30		0.50	0.30	ug/L			03/23/16 12:09	1
Benzene	<0.36		0.50	0.36	ug/L			03/23/16 12:09	1
Ethylbenzene	<0.37		0.50	0.37	ug/L			03/23/16 12:09	1
Methyl tert-butyl ether	<0.24		0.50	0.24	ug/L			03/23/16 12:09	1
Toluene	<0.33		0.50	0.33	ug/L			03/23/16 12:09	1
Xylenes, Total	<0.58		1.5	0.58	ug/L			03/23/16 12:09	1

Surrogate	%Recovery	Qualifier	Limits	Prepared	Analyzed	Dil Fac
a,a,a-Trifluorotoluene	93		80 - 120		03/23/16 12:09	1

Client Sample ID: Extraction Sump

Date Collected: 03/15/16 12:00

Date Received: 03/16/16 09:10

Lab Sample ID: 500-108855-3

Matrix: Ground Water

Method: WDNR - Wisconsin - Gasoline Range Organics (GC)

Analyte	Result	Qualifier	RL	MDL	Unit	D	Prepared	Analyzed	Dil Fac
1,2,4-Trimethylbenzene	<0.30		0.50	0.30	ug/L			03/23/16 12:40	1
1,3,5-Trimethylbenzene	<0.30		0.50	0.30	ug/L			03/23/16 12:40	1
Benzene	<0.36		0.50	0.36	ug/L			03/23/16 12:40	1
Ethylbenzene	<0.37		0.50	0.37	ug/L			03/23/16 12:40	1
Methyl tert-butyl ether	<0.24		0.50	0.24	ug/L			03/23/16 12:40	1
Toluene	0.36	J	0.50	0.33	ug/L			03/23/16 12:40	1
Xylenes, Total	<0.58		1.5	0.58	ug/L			03/23/16 12:40	1

Surrogate	%Recovery	Qualifier	Limits	Prepared	Analyzed	Dil Fac
a,a,a-Trifluorotoluene	100		80 - 120		03/23/16 12:40	1

TestAmerica Chicago

Client Sample Results

Client: SCS Engineers
Project/Site: PSK Investments - 25211336.90

TestAmerica Job ID: 500-108855-1

Client Sample ID: MW-2
Date Collected: 03/15/16 12:15
Date Received: 03/16/16 09:10

Lab Sample ID: 500-108855-4
Matrix: Ground Water

Method: WDNR - Wisconsin - Gasoline Range Organics (GC)

Analyte	Result	Qualifier	RL	MDL	Unit	D	Prepared	Analyzed	Dil Fac
1,2,4-Trimethylbenzene	<0.30		0.50	0.30	ug/L			03/23/16 13:11	1
1,3,5-Trimethylbenzene	<0.30		0.50	0.30	ug/L			03/23/16 13:11	1
Benzene	<0.36		0.50	0.36	ug/L			03/23/16 13:11	1
Ethylbenzene	<0.37		0.50	0.37	ug/L			03/23/16 13:11	1
Methyl tert-butyl ether	<0.24		0.50	0.24	ug/L			03/23/16 13:11	1
Toluene	<0.33		0.50	0.33	ug/L			03/23/16 13:11	1
Xylenes, Total	<0.58		1.5	0.58	ug/L			03/23/16 13:11	1

Surrogate	%Recovery	Qualifier	Limits	Prepared	Analyzed	Dil Fac
a,a,a-Trifluorotoluene	99		80 - 120		03/23/16 13:11	1

Client Sample ID: MW-4
Date Collected: 03/15/16 13:35
Date Received: 03/16/16 09:10

Lab Sample ID: 500-108855-5
Matrix: Ground Water

Method: WDNR - Wisconsin - Gasoline Range Organics (GC)

Analyte	Result	Qualifier	RL	MDL	Unit	D	Prepared	Analyzed	Dil Fac
1,2,4-Trimethylbenzene	<0.30		0.50	0.30	ug/L			03/23/16 13:42	1
1,3,5-Trimethylbenzene	<0.30		0.50	0.30	ug/L			03/23/16 13:42	1
Benzene	<0.36		0.50	0.36	ug/L			03/23/16 13:42	1
Ethylbenzene	<0.37		0.50	0.37	ug/L			03/23/16 13:42	1
Methyl tert-butyl ether	<0.24		0.50	0.24	ug/L			03/23/16 13:42	1
Toluene	<0.33		0.50	0.33	ug/L			03/23/16 13:42	1
Xylenes, Total	<0.58		1.5	0.58	ug/L			03/23/16 13:42	1

Surrogate	%Recovery	Qualifier	Limits	Prepared	Analyzed	Dil Fac
a,a,a-Trifluorotoluene	96		80 - 120		03/23/16 13:42	1

Client Sample ID: MW-5
Date Collected: 03/15/16 13:45
Date Received: 03/16/16 09:10

Lab Sample ID: 500-108855-6
Matrix: Ground Water

Method: WDNR - Wisconsin - Gasoline Range Organics (GC)

Analyte	Result	Qualifier	RL	MDL	Unit	D	Prepared	Analyzed	Dil Fac
1,2,4-Trimethylbenzene	<0.30		0.50	0.30	ug/L			03/23/16 14:13	1
1,3,5-Trimethylbenzene	<0.30		0.50	0.30	ug/L			03/23/16 14:13	1
Benzene	3.7		0.50	0.36	ug/L			03/23/16 14:13	1
Ethylbenzene	<0.37		0.50	0.37	ug/L			03/23/16 14:13	1
Methyl tert-butyl ether	6.8		0.50	0.24	ug/L			03/23/16 14:13	1
Toluene	0.43 J		0.50	0.33	ug/L			03/23/16 14:13	1
Xylenes, Total	<0.58		1.5	0.58	ug/L			03/23/16 14:13	1

Surrogate	%Recovery	Qualifier	Limits	Prepared	Analyzed	Dil Fac
a,a,a-Trifluorotoluene	113		80 - 120		03/23/16 14:13	1

Client Sample Results

Client: SCS Engineers
Project/Site: PSK Investments - 25211336.90

TestAmerica Job ID: 500-108855-1

Client Sample ID: DUP MW-5

Date Collected: 03/15/16 00:00

Date Received: 03/16/16 09:10

Lab Sample ID: 500-108855-7

Matrix: Ground Water

Method: WDNR - Wisconsin - Gasoline Range Organics (GC)

Analyte	Result	Qualifier	RL	MDL	Unit	D	Prepared	Analyzed	Dil Fac
1,2,4-Trimethylbenzene	<0.30		0.50	0.30	ug/L			03/23/16 14:44	1
1,3,5-Trimethylbenzene	<0.30		0.50	0.30	ug/L			03/23/16 14:44	1
Benzene	3.6		0.50	0.36	ug/L			03/23/16 14:44	1
Ethylbenzene	<0.37		0.50	0.37	ug/L			03/23/16 14:44	1
Methyl tert-butyl ether	6.7		0.50	0.24	ug/L			03/23/16 14:44	1
Toluene	0.53		0.50	0.33	ug/L			03/23/16 14:44	1
Xylenes, Total	<0.58		1.5	0.58	ug/L			03/23/16 14:44	1

Surrogate	%Recovery	Qualifier	Limits	Prepared	Analyzed	Dil Fac
<i>a,a,a-Trifluorotoluene</i>	109		80 - 120		03/23/16 14:44	1

Client Sample ID: MW-3

Date Collected: 03/15/16 14:35

Date Received: 03/16/16 09:10

Lab Sample ID: 500-108855-8

Matrix: Ground Water

Method: WDNR - Wisconsin - Gasoline Range Organics (GC)

Analyte	Result	Qualifier	RL	MDL	Unit	D	Prepared	Analyzed	Dil Fac
1,2,4-Trimethylbenzene	270		5.0	3.0	ug/L			03/23/16 19:23	10
1,3,5-Trimethylbenzene	80		5.0	3.0	ug/L			03/23/16 19:23	10
Benzene	680		5.0	3.6	ug/L			03/23/16 19:23	10
Ethylbenzene	2200		5.0	3.7	ug/L			03/23/16 19:23	10
Methyl tert-butyl ether	2.5	J	5.0	2.4	ug/L			03/23/16 19:23	10
Toluene	54		5.0	3.3	ug/L			03/23/16 19:23	10
Xylenes, Total	540		15	5.8	ug/L			03/23/16 19:23	10

Surrogate	%Recovery	Qualifier	Limits	Prepared	Analyzed	Dil Fac
<i>a,a,a-Trifluorotoluene</i>	137	X	80 - 120		03/23/16 19:23	10

Client Sample ID: MW-6

Date Collected: 03/15/16 15:05

Date Received: 03/16/16 09:10

Lab Sample ID: 500-108855-9

Matrix: Ground Water

Method: WDNR - Wisconsin - Gasoline Range Organics (GC)

Analyte	Result	Qualifier	RL	MDL	Unit	D	Prepared	Analyzed	Dil Fac
1,2,4-Trimethylbenzene	<0.30		0.50	0.30	ug/L			03/23/16 15:15	1
1,3,5-Trimethylbenzene	<0.30		0.50	0.30	ug/L			03/23/16 15:15	1
Benzene	<0.36		0.50	0.36	ug/L			03/23/16 15:15	1
Ethylbenzene	<0.37		0.50	0.37	ug/L			03/23/16 15:15	1
Methyl tert-butyl ether	<0.24		0.50	0.24	ug/L			03/23/16 15:15	1
Toluene	<0.33		0.50	0.33	ug/L			03/23/16 15:15	1
Xylenes, Total	<0.58		1.5	0.58	ug/L			03/23/16 15:15	1

Surrogate	%Recovery	Qualifier	Limits	Prepared	Analyzed	Dil Fac
<i>a,a,a-Trifluorotoluene</i>	95		80 - 120		03/23/16 15:15	1

TestAmerica Chicago

Client Sample Results

Client: SCS Engineers
Project/Site: PSK Investments - 25211336.90

TestAmerica Job ID: 500-108855-1

Client Sample ID: MW-7
Date Collected: 03/15/16 15:15
Date Received: 03/16/16 09:10

Lab Sample ID: 500-108855-10
Matrix: Ground Water

Method: WDNR - Wisconsin - Gasoline Range Organics (GC)

Analyte	Result	Qualifier	RL	MDL	Unit	D	Prepared	Analyzed	Dil Fac
1,2,4-Trimethylbenzene	<0.30		0.50	0.30	ug/L			03/23/16 15:46	1
1,3,5-Trimethylbenzene	<0.30		0.50	0.30	ug/L			03/23/16 15:46	1
Benzene	2.0		0.50	0.36	ug/L			03/23/16 15:46	1
Ethylbenzene	1.4		0.50	0.37	ug/L			03/23/16 15:46	1
Methyl tert-butyl ether	<0.24		0.50	0.24	ug/L			03/23/16 15:46	1
Toluene	0.69		0.50	0.33	ug/L			03/23/16 15:46	1
Xylenes, Total	0.78 J		1.5	0.58	ug/L			03/23/16 15:46	1
Surrogate	%Recovery	Qualifier	Limits				Prepared	Analyzed	Dil Fac
<i>a,a,a-Trifluorotoluene</i>	114		80 - 120					03/23/16 15:46	1

Client Sample ID: MW-8
Date Collected: 03/15/16 15:30
Date Received: 03/16/16 09:10

Lab Sample ID: 500-108855-11
Matrix: Ground Water

Method: WDNR - Wisconsin - Gasoline Range Organics (GC)

Analyte	Result	Qualifier	RL	MDL	Unit	D	Prepared	Analyzed	Dil Fac
1,2,4-Trimethylbenzene	<0.30		0.50	0.30	ug/L			03/23/16 17:50	1
1,3,5-Trimethylbenzene	<0.30		0.50	0.30	ug/L			03/23/16 17:50	1
Benzene	<0.36		0.50	0.36	ug/L			03/23/16 17:50	1
Ethylbenzene	<0.37		0.50	0.37	ug/L			03/23/16 17:50	1
Methyl tert-butyl ether	<0.24		0.50	0.24	ug/L			03/23/16 17:50	1
Toluene	<0.33		0.50	0.33	ug/L			03/23/16 17:50	1
Xylenes, Total	<0.58		1.5	0.58	ug/L			03/23/16 17:50	1
Surrogate	%Recovery	Qualifier	Limits				Prepared	Analyzed	Dil Fac
<i>a,a,a-Trifluorotoluene</i>	89		80 - 120					03/23/16 17:50	1

Client Sample ID: MW-9
Date Collected: 03/15/16 16:00
Date Received: 03/16/16 09:10

Lab Sample ID: 500-108855-12
Matrix: Ground Water

Method: WDNR - Wisconsin - Gasoline Range Organics (GC)

Analyte	Result	Qualifier	RL	MDL	Unit	D	Prepared	Analyzed	Dil Fac
1,2,4-Trimethylbenzene	<0.30		0.50	0.30	ug/L			03/23/16 18:21	1
1,3,5-Trimethylbenzene	<0.30		0.50	0.30	ug/L			03/23/16 18:21	1
Benzene	<0.36		0.50	0.36	ug/L			03/23/16 18:21	1
Ethylbenzene	<0.37		0.50	0.37	ug/L			03/23/16 18:21	1
Methyl tert-butyl ether	<0.24		0.50	0.24	ug/L			03/23/16 18:21	1
Toluene	<0.33		0.50	0.33	ug/L			03/23/16 18:21	1
Xylenes, Total	<0.58		1.5	0.58	ug/L			03/23/16 18:21	1
Surrogate	%Recovery	Qualifier	Limits				Prepared	Analyzed	Dil Fac
<i>a,a,a-Trifluorotoluene</i>	93		80 - 120					03/23/16 18:21	1

Client Sample Results

Client: SCS Engineers
Project/Site: PSK Investments - 25211336.90

TestAmerica Job ID: 500-108855-1

Client Sample ID: MW-11

Date Collected: 03/15/16 16:08

Date Received: 03/16/16 09:10

Lab Sample ID: 500-108855-13

Matrix: Ground Water

Method: WDNR - Wisconsin - Gasoline Range Organics (GC)

Analyte	Result	Qualifier	RL	MDL	Unit	D	Prepared	Analyzed	Dil Fac
1,2,4-Trimethylbenzene	<0.30		0.50	0.30	ug/L			03/23/16 18:52	1
1,3,5-Trimethylbenzene	<0.30		0.50	0.30	ug/L			03/23/16 18:52	1
Benzene	<0.36		0.50	0.36	ug/L			03/23/16 18:52	1
Ethylbenzene	<0.37		0.50	0.37	ug/L			03/23/16 18:52	1
Methyl tert-butyl ether	<0.24		0.50	0.24	ug/L			03/23/16 18:52	1
Toluene	<0.33		0.50	0.33	ug/L			03/23/16 18:52	1
Xylenes, Total	<0.58		1.5	0.58	ug/L			03/23/16 18:52	1

Surrogate	%Recovery	Qualifier	Limits	Prepared	Analyzed	Dil Fac
a,a,a-Trifluorotoluene	94		80 - 120		03/23/16 18:52	1

Client Sample ID: MW-20

Date Collected: 03/15/16 16:30

Date Received: 03/16/16 09:10

Lab Sample ID: 500-108855-14

Matrix: Ground Water

Method: WDNR - Wisconsin - Gasoline Range Organics (GC)

Analyte	Result	Qualifier	RL	MDL	Unit	D	Prepared	Analyzed	Dil Fac
1,2,4-Trimethylbenzene	81		5.0	3.0	ug/L			03/23/16 19:54	10
1,3,5-Trimethylbenzene	<3.0		5.0	3.0	ug/L			03/23/16 19:54	10
Benzene	550		5.0	3.6	ug/L			03/23/16 19:54	10
Ethylbenzene	2200		5.0	3.7	ug/L			03/23/16 19:54	10
Methyl tert-butyl ether	<2.4		5.0	2.4	ug/L			03/23/16 19:54	10
Toluene	60		5.0	3.3	ug/L			03/23/16 19:54	10
Xylenes, Total	640		15	5.8	ug/L			03/23/16 19:54	10

Surrogate	%Recovery	Qualifier	Limits	Prepared	Analyzed	Dil Fac
a,a,a-Trifluorotoluene	153	X	80 - 120		03/23/16 19:54	10

Client Sample ID: MW-21

Date Collected: 03/15/16 16:30

Date Received: 03/16/16 09:10

Lab Sample ID: 500-108855-15

Matrix: Ground Water

Method: WDNR - Wisconsin - Gasoline Range Organics (GC)

Analyte	Result	Qualifier	RL	MDL	Unit	D	Prepared	Analyzed	Dil Fac
1,2,4-Trimethylbenzene	34		5.0	3.0	ug/L			03/23/16 20:25	10
1,3,5-Trimethylbenzene	<3.0		5.0	3.0	ug/L			03/23/16 20:25	10
Benzene	1200		5.0	3.6	ug/L			03/23/16 20:25	10
Ethylbenzene	600		5.0	3.7	ug/L			03/23/16 20:25	10
Methyl tert-butyl ether	<2.4		5.0	2.4	ug/L			03/23/16 20:25	10
Toluene	42		5.0	3.3	ug/L			03/23/16 20:25	10
Xylenes, Total	180		15	5.8	ug/L			03/23/16 20:25	10

Surrogate	%Recovery	Qualifier	Limits	Prepared	Analyzed	Dil Fac
a,a,a-Trifluorotoluene	111		80 - 120		03/23/16 20:25	10

Client Sample Results

Client: SCS Engineers
 Project/Site: PSK Investments - 25211336.90

TestAmerica Job ID: 500-108855-1

Client Sample ID: Trip Blank

Lab Sample ID: 500-108855-16

Date Collected: 03/15/16 00:00

Matrix: Water

Date Received: 03/16/16 09:10

Method: WDNR - Wisconsin - Gasoline Range Organics (GC)

Analyte	Result	Qualifier	RL	MDL	Unit	D	Prepared	Analyzed	Dil Fac
1,2,4-Trimethylbenzene	<0.30		0.50	0.30	ug/L			03/23/16 11:07	1
1,3,5-Trimethylbenzene	<0.30		0.50	0.30	ug/L			03/23/16 11:07	1
Benzene	<0.36		0.50	0.36	ug/L			03/23/16 11:07	1
Ethylbenzene	<0.37		0.50	0.37	ug/L			03/23/16 11:07	1
Methyl tert-butyl ether	<0.24		0.50	0.24	ug/L			03/23/16 11:07	1
Toluene	<0.33		0.50	0.33	ug/L			03/23/16 11:07	1
Xylenes, Total	<0.58		1.5	0.58	ug/L			03/23/16 11:07	1

Surrogate	%Recovery	Qualifier	Limits	Prepared	Analyzed	Dil Fac
<i>a,a,a-Trifluorotoluene</i>	93		80 - 120		03/23/16 11:07	1



Definitions/Glossary

Client: SCS Engineers
Project/Site: PSK Investments - 25211336.90

TestAmerica Job ID: 500-108855-1

Qualifiers

GC VOA

Qualifier	Qualifier Description
J	Result is less than the RL but greater than or equal to the MDL and the concentration is an approximate value.
X	Surrogate is outside control limits

Glossary

Abbreviation	These commonly used abbreviations may or may not be present in this report.
α	Listed under the "D" column to designate that the result is reported on a dry weight basis
%R	Percent Recovery
CFL	Contains Free Liquid
CNF	Contains no Free Liquid
DER	Duplicate error ratio (normalized absolute difference)
Dil Fac	Dilution Factor
DL, RA, RE, IN	Indicates a Dilution, Re-analysis, Re-extraction, or additional Initial metals/anion analysis of the sample
DLC	Decision level concentration
MDA	Minimum detectable activity
EDL	Estimated Detection Limit
MDC	Minimum detectable concentration
MDL	Method Detection Limit
ML	Minimum Level (Dioxin)
NC	Not Calculated
ND	Not detected at the reporting limit (or MDL or EDL if shown)
PQL	Practical Quantitation Limit
QC	Quality Control
RER	Relative error ratio
RL	Reporting Limit or Requested Limit (Radiochemistry)
RPD	Relative Percent Difference, a measure of the relative difference between two points
TEF	Toxicity Equivalent Factor (Dioxin)
TEQ	Toxicity Equivalent Quotient (Dioxin)

QC Association Summary

Client: SCS Engineers
 Project/Site: PSK Investments - 25211336.90

TestAmerica Job ID: 500-108855-1

GC VOA

Analysis Batch: 326003

Lab Sample ID	Client Sample ID	Prep Type	Matrix	Method	Prep Batch
500-108855-1	Church Sump	Total/NA	Ground Water	WDNR	
500-108855-2	MW-1	Total/NA	Ground Water	WDNR	
500-108855-3	Extraction Sump	Total/NA	Ground Water	WDNR	
500-108855-4	MW-2	Total/NA	Ground Water	WDNR	
500-108855-5	MW-4	Total/NA	Ground Water	WDNR	
500-108855-6	MW-5	Total/NA	Ground Water	WDNR	
500-108855-7	DUP MW-5	Total/NA	Ground Water	WDNR	
500-108855-8	MW-3	Total/NA	Ground Water	WDNR	
500-108855-9	MW-6	Total/NA	Ground Water	WDNR	
500-108855-10	MW-7	Total/NA	Ground Water	WDNR	
500-108855-11	MW-8	Total/NA	Ground Water	WDNR	
500-108855-12	MW-9	Total/NA	Ground Water	WDNR	
500-108855-13	MW-11	Total/NA	Ground Water	WDNR	
500-108855-14	MW-20	Total/NA	Ground Water	WDNR	
500-108855-15	MW-21	Total/NA	Ground Water	WDNR	
500-108855-16	Trip Blank	Total/NA	Water	WDNR	
LCS 490-326003/3	Lab Control Sample	Total/NA	Water	WDNR	
LCSD 490-326003/4	Lab Control Sample Dup	Total/NA	Water	WDNR	
MB 490-326003/19	Method Blank	Total/NA	Water	WDNR	
MB 490-326003/6	Method Blank	Total/NA	Water	WDNR	

Surrogate Summary

Client: SCS Engineers
Project/Site: PSK Investments - 25211336.90

TestAmerica Job ID: 500-108855-1

Method: WDNR - Wisconsin - Gasoline Range Organics (GC)

Matrix: Ground Water

Prep Type: Total/NA

Percent Surrogate Recovery (Acceptance Limits)

Lab Sample ID	Client Sample ID	TFT (80-120)
500-108855-1	Church Sump	94
500-108855-2	MW-1	93
500-108855-3	Extraction Sump	100
500-108855-4	MW-2	99
500-108855-5	MW-4	96
500-108855-6	MW-5	113
500-108855-7	DUP MW-5	109
500-108855-8	MW-3	137 X
500-108855-9	MW-6	95
500-108855-10	MW-7	114
500-108855-11	MW-8	89
500-108855-12	MW-9	93
500-108855-13	MW-11	94
500-108855-14	MW-20	153 X
500-108855-15	MW-21	111

Surrogate Legend

TFT = a,a,a-Trifluorotoluene

Method: WDNR - Wisconsin - Gasoline Range Organics (GC)

Matrix: Water

Prep Type: Total/NA

Percent Surrogate Recovery (Acceptance Limits)

Lab Sample ID	Client Sample ID	TFT (80-120)
500-108855-16	Trip Blank	93
LCS 490-326003/3	Lab Control Sample	99
LCSD 490-326003/4	Lab Control Sample Dup	99
MB 490-326003/19	Method Blank	99
MB 490-326003/6	Method Blank	100

Surrogate Legend

TFT = a,a,a-Trifluorotoluene

QC Sample Results

Client: SCS Engineers
Project/Site: PSK Investments - 25211336.90

TestAmerica Job ID: 500-108855-1

Method: WDNR - Wisconsin - Gasoline Range Organics (GC)

Lab Sample ID: MB 490-326003/19

Matrix: Water

Analysis Batch: 326003

Client Sample ID: Method Blank

Prep Type: Total/NA

Analyte	MB Result	MB Qualifier	RL	MDL	Unit	D	Prepared	Analyzed	Dil Fac
1,2,4-Trimethylbenzene	<0.30		0.50	0.30	ug/L			03/23/16 17:19	1
1,3,5-Trimethylbenzene	<0.30		0.50	0.30	ug/L			03/23/16 17:19	1
Benzene	<0.36		0.50	0.36	ug/L			03/23/16 17:19	1
Ethylbenzene	<0.37		0.50	0.37	ug/L			03/23/16 17:19	1
Methyl tert-butyl ether	<0.24		0.50	0.24	ug/L			03/23/16 17:19	1
Toluene	<0.33		0.50	0.33	ug/L			03/23/16 17:19	1
Xylenes, Total	<0.58		1.5	0.58	ug/L			03/23/16 17:19	1

Surrogate	MB %Recovery	MB Qualifier	Limits	Prepared	Analyzed	Dil Fac
<i>a,a,a</i> -Trifluorotoluene	99		80 - 120		03/23/16 17:19	1

Lab Sample ID: MB 490-326003/6

Matrix: Water

Analysis Batch: 326003

Client Sample ID: Method Blank

Prep Type: Total/NA

Analyte	MB Result	MB Qualifier	RL	MDL	Unit	D	Prepared	Analyzed	Dil Fac
1,2,4-Trimethylbenzene	<0.30		0.50	0.30	ug/L			03/23/16 10:28	1
1,3,5-Trimethylbenzene	<0.30		0.50	0.30	ug/L			03/23/16 10:28	1
Benzene	<0.36		0.50	0.36	ug/L			03/23/16 10:28	1
Ethylbenzene	<0.37		0.50	0.37	ug/L			03/23/16 10:28	1
Methyl tert-butyl ether	<0.24		0.50	0.24	ug/L			03/23/16 10:28	1
Toluene	<0.33		0.50	0.33	ug/L			03/23/16 10:28	1
Xylenes, Total	<0.58		1.5	0.58	ug/L			03/23/16 10:28	1

Surrogate	MB %Recovery	MB Qualifier	Limits	Prepared	Analyzed	Dil Fac
<i>a,a,a</i> -Trifluorotoluene	100		80 - 120		03/23/16 10:28	1

Lab Sample ID: LCS 490-326003/3

Matrix: Water

Analysis Batch: 326003

Client Sample ID: Lab Control Sample

Prep Type: Total/NA

Analyte	Spike Added	LCS Result	LCS Qualifier	Unit	D	%Rec	%Rec. Limits
1,2,4-Trimethylbenzene	100	92.9		ug/L		93	60 - 131
1,3,5-Trimethylbenzene	100	93.2		ug/L		93	70 - 130
Benzene	100	91.9		ug/L		92	69 - 129
Ethylbenzene	100	95.1		ug/L		95	70 - 130
Methyl tert-butyl ether	100	88.4		ug/L		88	57 - 138
Toluene	100	94.8		ug/L		95	66 - 127

Surrogate	LCS %Recovery	LCS Qualifier	Limits
<i>a,a,a</i> -Trifluorotoluene	99		80 - 120

TestAmerica Chicago

QC Sample Results

Client: SCS Engineers
 Project/Site: PSK Investments - 25211336.90

TestAmerica Job ID: 500-108855-1

Method: WDNR - Wisconsin - Gasoline Range Organics (GC) (Continued)

Lab Sample ID: LCSD 490-326003/4

Matrix: Water

Analysis Batch: 326003

Client Sample ID: Lab Control Sample Dup

Prep Type: Total/NA

Analyte	Spike Added	LCSD Result	LCSD Qualifier	Unit	D	%Rec	%Rec. Limits	RPD	RPD Limit
1,2,4-Trimethylbenzene	100	91.6		ug/L		92	60 - 131	1	43
1,3,5-Trimethylbenzene	100	92.0		ug/L		92	70 - 130	1	20
Benzene	100	90.5		ug/L		90	69 - 129	2	33
Ethylbenzene	100	93.8		ug/L		94	70 - 130	1	35
Methyl tert-butyl ether	100	88.2		ug/L		88	57 - 138	0	40
Toluene	100	93.5		ug/L		94	66 - 127	1	34

Surrogate	LCSD		Limits
	%Recovery	Qualifier	
a,a,a-Trifluorotoluene	99		80 - 120

Lab Chronicle

Client: SCS Engineers
Project/Site: PSK Investments - 25211336.90

TestAmerica Job ID: 500-108855-1

Client Sample ID: Church Sump

Date Collected: 03/15/16 09:45

Date Received: 03/16/16 09:10

Lab Sample ID: 500-108855-1

Matrix: Ground Water

Prep Type	Batch Type	Batch Method	Run	Dilution Factor	Batch Number	Prepared or Analyzed	Analyst	Lab
Total/NA	Analysis	WDNR		1	326003	03/23/16 11:38	FKG	TAL NSH

Client Sample ID: MW-1

Date Collected: 03/15/16 11:40

Date Received: 03/16/16 09:10

Lab Sample ID: 500-108855-2

Matrix: Ground Water

Prep Type	Batch Type	Batch Method	Run	Dilution Factor	Batch Number	Prepared or Analyzed	Analyst	Lab
Total/NA	Analysis	WDNR		1	326003	03/23/16 12:09	FKG	TAL NSH

Client Sample ID: Extraction Sump

Date Collected: 03/15/16 12:00

Date Received: 03/16/16 09:10

Lab Sample ID: 500-108855-3

Matrix: Ground Water

Prep Type	Batch Type	Batch Method	Run	Dilution Factor	Batch Number	Prepared or Analyzed	Analyst	Lab
Total/NA	Analysis	WDNR		1	326003	03/23/16 12:40	FKG	TAL NSH

Client Sample ID: MW-2

Date Collected: 03/15/16 12:15

Date Received: 03/16/16 09:10

Lab Sample ID: 500-108855-4

Matrix: Ground Water

Prep Type	Batch Type	Batch Method	Run	Dilution Factor	Batch Number	Prepared or Analyzed	Analyst	Lab
Total/NA	Analysis	WDNR		1	326003	03/23/16 13:11	FKG	TAL NSH

Client Sample ID: MW-4

Date Collected: 03/15/16 13:35

Date Received: 03/16/16 09:10

Lab Sample ID: 500-108855-5

Matrix: Ground Water

Prep Type	Batch Type	Batch Method	Run	Dilution Factor	Batch Number	Prepared or Analyzed	Analyst	Lab
Total/NA	Analysis	WDNR		1	326003	03/23/16 13:42	FKG	TAL NSH

Client Sample ID: MW-5

Date Collected: 03/15/16 13:45

Date Received: 03/16/16 09:10

Lab Sample ID: 500-108855-6

Matrix: Ground Water

Prep Type	Batch Type	Batch Method	Run	Dilution Factor	Batch Number	Prepared or Analyzed	Analyst	Lab
Total/NA	Analysis	WDNR		1	326003	03/23/16 14:13	FKG	TAL NSH

TestAmerica Chicago

Lab Chronicle

Client: SCS Engineers
Project/Site: PSK Investments - 25211336.90

TestAmerica Job ID: 500-108855-1

Client Sample ID: DUP MW-5

Date Collected: 03/15/16 00:00

Date Received: 03/16/16 09:10

Lab Sample ID: 500-108855-7

Matrix: Ground Water

Prep Type	Batch Type	Batch Method	Run	Dilution Factor	Batch Number	Prepared or Analyzed	Analyst	Lab
Total/NA	Analysis	WDNR		1	326003	03/23/16 14:44	FKG	TAL NSH

Client Sample ID: MW-3

Date Collected: 03/15/16 14:35

Date Received: 03/16/16 09:10

Lab Sample ID: 500-108855-8

Matrix: Ground Water

Prep Type	Batch Type	Batch Method	Run	Dilution Factor	Batch Number	Prepared or Analyzed	Analyst	Lab
Total/NA	Analysis	WDNR		10	326003	03/23/16 19:23	FKG	TAL NSH

Client Sample ID: MW-6

Date Collected: 03/15/16 15:05

Date Received: 03/16/16 09:10

Lab Sample ID: 500-108855-9

Matrix: Ground Water

Prep Type	Batch Type	Batch Method	Run	Dilution Factor	Batch Number	Prepared or Analyzed	Analyst	Lab
Total/NA	Analysis	WDNR		1	326003	03/23/16 15:15	FKG	TAL NSH

Client Sample ID: MW-7

Date Collected: 03/15/16 15:15

Date Received: 03/16/16 09:10

Lab Sample ID: 500-108855-10

Matrix: Ground Water

Prep Type	Batch Type	Batch Method	Run	Dilution Factor	Batch Number	Prepared or Analyzed	Analyst	Lab
Total/NA	Analysis	WDNR		1	326003	03/23/16 15:46	FKG	TAL NSH

Client Sample ID: MW-8

Date Collected: 03/15/16 15:30

Date Received: 03/16/16 09:10

Lab Sample ID: 500-108855-11

Matrix: Ground Water

Prep Type	Batch Type	Batch Method	Run	Dilution Factor	Batch Number	Prepared or Analyzed	Analyst	Lab
Total/NA	Analysis	WDNR		1	326003	03/23/16 17:50	FKG	TAL NSH

Client Sample ID: MW-9

Date Collected: 03/15/16 16:00

Date Received: 03/16/16 09:10

Lab Sample ID: 500-108855-12

Matrix: Ground Water

Prep Type	Batch Type	Batch Method	Run	Dilution Factor	Batch Number	Prepared or Analyzed	Analyst	Lab
Total/NA	Analysis	WDNR		1	326003	03/23/16 18:21	FKG	TAL NSH

TestAmerica Chicago

Lab Chronicle

Client: SCS Engineers
Project/Site: PSK Investments - 25211336.90

TestAmerica Job ID: 500-108855-1

Client Sample ID: MW-11

Date Collected: 03/15/16 16:08

Date Received: 03/16/16 09:10

Lab Sample ID: 500-108855-13

Matrix: Ground Water

Prep Type	Batch Type	Batch Method	Run	Dilution Factor	Batch Number	Prepared or Analyzed	Analyst	Lab
Total/NA	Analysis	WDNR		1	326003	03/23/16 18:52	FKG	TAL NSH

Client Sample ID: MW-20

Date Collected: 03/15/16 16:30

Date Received: 03/16/16 09:10

Lab Sample ID: 500-108855-14

Matrix: Ground Water

Prep Type	Batch Type	Batch Method	Run	Dilution Factor	Batch Number	Prepared or Analyzed	Analyst	Lab
Total/NA	Analysis	WDNR		10	326003	03/23/16 19:54	FKG	TAL NSH

Client Sample ID: MW-21

Date Collected: 03/15/16 16:30

Date Received: 03/16/16 09:10

Lab Sample ID: 500-108855-15

Matrix: Ground Water

Prep Type	Batch Type	Batch Method	Run	Dilution Factor	Batch Number	Prepared or Analyzed	Analyst	Lab
Total/NA	Analysis	WDNR		10	326003	03/23/16 20:25	FKG	TAL NSH

Client Sample ID: Trip Blank

Date Collected: 03/15/16 00:00

Date Received: 03/16/16 09:10

Lab Sample ID: 500-108855-16

Matrix: Water

Prep Type	Batch Type	Batch Method	Run	Dilution Factor	Batch Number	Prepared or Analyzed	Analyst	Lab
Total/NA	Analysis	WDNR		1	326003	03/23/16 11:07	FKG	TAL NSH

Laboratory References:

TAL NSH = TestAmerica Nashville, 2960 Foster Creighton Drive, Nashville, TN 37204, TEL (615)726-0177

Certification Summary

Client: SCS Engineers
Project/Site: PSK Investments - 25211336.90

TestAmerica Job ID: 500-108855-1

Laboratory: TestAmerica Chicago

The certifications listed below are applicable to this report.

Authority	Program	EPA Region	Certification ID	Expiration Date
Wisconsin	State Program	5	999580010	08-31-16

Laboratory: TestAmerica Nashville

The certifications listed below are applicable to this report.

Authority	Program	EPA Region	Certification ID	Expiration Date
Wisconsin	State Program	5	998020430	08-31-16

1

2

3

4

5

6

7

8

9

10

11

12

13

14

15

TestAmerica

THE LEADER IN ENVIRONMENTAL TESTING

2417 Bond Street, University Park, IL 60484
 Phone: 708.534.5200 Fax: 708.534.5211

Report To (optional)
 Contact: Ray Tierney
 Company: SCS Engineers
 Address: 2530 Dairy Drive
 Address: Madison WI
 Phone: _____
 Fax: _____
 E-Mail: _____

Bill To (optional)
 Contact: _____
 Company: Same
 Address: _____
 Address: _____
 Phone: _____
 Fax: _____
 PO#/Reference#: _____

Chain of Custody Record

Lab Job #: 500-108855
 Chain of Custody Number: _____
 Page 1 of 2
 Temperature °C of Cooler: 3.9

Client <u>SCS Engineers</u>		Client Project # _____		Preservative <u>HCL</u>																Preservative Key 1. HCL, Cool to 4° 2. H2SO4, Cool to 4° 3. HNO3, Cool to 4° 4. NaOH, Cool to 4° 5. NaOH/Zn, Cool to 4° 6. NaHSO4 7. Cool to 4° 8. None 9. Other		
Project Name <u>PSK Investments</u>		<u>25211336.90</u>		Parameter _____																		
Project Location/State <u>Milwaukee/WI</u>		Lab Project # <u>21968</u>																				
Sampler <u>Kyle K + Jackie</u>		Lab PM <u>Sandie Fredrik</u>																				
Lab ID	MS/MSD	Sample ID	Sampling		# of Containers	Matrix	P VOC														Comments	
			Date	Time																		
1		Church Sump	3/15/16	0945	3	GW	X															
2		MW-1		1140			X															
3		Extraction Sump		1200			X															
4		MW-2		1215			X															
5		MW-4		1335			X															
6		MW-5		1345			X															
7		DUP MW-5		—			X															
8		MW-3		1435			X															
9		MW-6		1505			X															
10		MW-7		1515			X															



500-108855 COC

Turnaround Time Required (Business Days)
 ___ 1 Day ___ 2 Days ___ 5 Days ___ 7 Days 10 Days ___ 15 Days ___ Other
 Requested Due Date: _____

Sample Disposal
 Return to Client Disposal by Lab Archive for ___ Months (A fee may be assessed if samples are retained longer than 1 month)

Relinquished By <u>[Signature]</u>	Company <u>SCS Engineers</u>	Date <u>3/15/16</u>	Time <u>1750</u>	Received By <u>[Signature]</u>	Company <u>TAL</u>	Date <u>03/16/16</u>	Time <u>0910</u>	Lab Courier _____
Relinquished By _____	Company _____	Date _____	Time _____	Received By _____	Company _____	Date _____	Time _____	Shipped _____
Relinquished By _____	Company _____	Date _____	Time _____	Received By _____	Company _____	Date _____	Time _____	Hand Delivered _____

Matrix Key
 WW - Wastewater SE - Sediment
 W - Water SO - Soil
 S - Soil L - Leachate
 SL - Sludge WI - Wipe
 MS - Miscellaneous DW - Drinking Water
 OL - Oil O - Other
 A - Air

Client Comments

Lab Comments:

TestAmerica

THE LEADER IN ENVIRONMENTAL TESTING

2417 Bond Street, University Park, IL 60484
Phone: 708.534.5200 Fax: 708.534.5211

Report To (optional)
Contact: Roy Tierney
Company: SCS Engineers
Address: 2830 Dairy Drive
Address: Madison WI
Phone: _____
Fax: _____
E-Mail: _____

Bill To (optional)
Contact: _____
Company: _____
Address: _____
Address: _____
Phone: _____
Fax: _____
PO#/Reference# _____

Chain of Custody Record

Lab Job #: 500-108855
Chain of Custody Number: _____
Page 2 of 2
Temperature °C of Cooler: 3.9

Client		Client Project #		Preservative		Parameter		Comments	
<u>SCS Engineers</u>		<u>25211336 90</u>		<u>HCL</u>				Preservative Key 1. HCL, Cool to 4° 2. H2SO4, Cool to 4° 3. HNO3, Cool to 4° 4. NaOH, Cool to 4° 5. NaOH/Zn, Cool to 4° 6. NaHSO4 7. Cool to 4° 8. None 9. Other	
Project Name		Lab Project #		# of Containers		Matrix			
XXXXXXXXXX <u>PSK Investments</u>		<u>21968</u>				<u>PVOC</u>			
Project Location/State		Lab P/M		Date		Time			
<u>Madison/WI</u>		<u>Sandie Fredrick</u>							
Sampler		Sample ID		Date		Time			
<u>Kyle K + Jackie D</u>									
Lab ID	MS/MSD	Sample ID	Date	Time	# of Containers	Matrix			
<u>11</u>		<u>MW-8</u>	<u>3-15-16</u>	<u>1530</u>	<u>3</u>	<u>GW</u>			
<u>12</u>		<u>MW-9</u>		<u>1600</u>					
<u>13</u>		<u>MW-11</u>		<u>1608</u>					
<u>14</u>		<u>MW-20</u>		<u>1630</u>					
<u>15</u>		<u>MW-21</u>		<u>1630</u>					
<u>16</u>		<u>Trip Blank</u>			<u>2</u>	<u>-</u>			

Turnaround Time Required (Business Days)
 ___ 1 Day ___ 2 Days ___ 5 Days ___ 7 Days X 10 Days ___ 15 Days ___ Other
 Requested Due Date _____

Sample Disposal
 Return to Client Disposal by Lab Archive for _____ Months (A fee may be assessed if samples are retained longer than 1 month)

Relinquished By <u>Myrle/M...</u>	Company <u>SCS Engineers</u>	Date <u>3/15/16</u>	Time <u>1730</u>	Received By <u>[Signature]</u>	Company <u>TAL</u>	Date <u>03/16/16</u>	Time <u>0910</u>	Lab Courier
Relinquished By _____	Company _____	Date _____	Time _____	Received By _____	Company _____	Date _____	Time _____	Shipped
Relinquished By _____	Company _____	Date _____	Time _____	Received By _____	Company _____	Date _____	Time _____	Hand Delivered

Matrix Key
 WW - Wastewater SE - Sediment
 W - Water SO - Soil
 S - Soil L - Leachate
 SL - Sludge WI - Wipe
 MS - Miscellaneous DW - Drinking Water
 OL - Oil O - Other
 A - Air

Client Comments: _____
 Lab Comments: _____



500-108855 Waybill

FedEx Express **Package US Airbill**

FedEx Tracking Number **8097 0423 0712**

Form ID No. **0215**

MURC

1 From

Date 3-15-14

Sender's Name Kyle Krumer Phone _____

Company SCS Engineers

Address 283c Dairy Drive Dept./Floor/Suite/Room _____

City Madison State WI ZIP 53718

2 Your Internal Billing Reference

3 To

Recipient's Name SAMPLE RECEIPT Phone 708 534-5200

Company TESTAMERICA CHICAGO

Address 247 BOND ST Dept./Floor/Suite/Room _____

Address _____

City UNIVERSITY PARK State IL ZIP 60484-3101



8097 0423 0712

0121990435

4 Express Package Service * To most locations. Packages up to 150 lbs. For packages over 150 lbs., use the FedEx Express Freight US Airbill.

Next Business Day	2 or 3 Business Days
<input type="checkbox"/> FedEx First Overnight Earliest next business morning delivery to select locations. Friday shipments will be delivered on Monday unless Saturday Delivery is selected.	<input type="checkbox"/> FedEx 2Day A.M. Second business morning.* Saturday Delivery NOT available.
<input type="checkbox"/> FedEx Priority Overnight Next business morning.* Friday shipments will be delivered on Monday unless Saturday Delivery is selected.	<input type="checkbox"/> FedEx 2Day Second business afternoon.* Thursday shipments will be delivered on Monday unless Saturday Delivery is selected.
<input checked="" type="checkbox"/> FedEx Standard Overnight Next business afternoon.* Saturday Delivery NOT available.	<input type="checkbox"/> FedEx Express Saver Third business day.* Saturday Delivery NOT available.

5 Packaging * Declared value limit \$500.

FedEx Envelope* FedEx Pak* FedEx Box FedEx Tube Other

6 Special Handling and Delivery Signature Options Fees may apply. See the FedEx Service Guide.

Saturday Delivery
NOT available for FedEx Standard Overnight, FedEx 2Day A.M., or FedEx Express Saver.

No Signature Required
Package may be left without obtaining a signature for delivery.

Direct Signature
Someone at recipient's address may sign for delivery.

Indirect Signature
If no one is available at recipient's address, someone at a neighboring address may sign for delivery. For residential deliveries only.

Does this shipment contain dangerous goods?

No Yes As per attached Shipper's Declaration. Yes Shipper's Declaration not required. Dry Ice Dry Ice, 5, UN 1845 _____ x _____ kg

Restrictions apply for dangerous goods—see the current FedEx Service Guide. Cargo Aircraft Only

7 Payment Bill to:

Enter FedEx Acct. No. or Credit Card No. below. Obtain recip. Acct. No.

Sender Acct. No. in Section 1 will be billed. Recipient Third Party Credit Card Cash/Check

Total Packages _____ Total Weight _____ Credit Card Auth. _____

Our liability is limited to US\$100 unless you declare a higher value. See the current FedEx Service Guide for details.

5/11/14 102 12/11/14 611

fedex.com 1.800.561.fedex 1.800.463.3339

TestAmerica Chicago

2417 Bond Street
University Park, IL 60484
Phone (708) 534-5200 Fax (708) 534-5211

Chain of Custody Record

500-108855 Chain of Custody



THE LEADER IN ENVIRONMENTAL TESTING

Client Information (Sub Contract Lab)

Client Contact: Frederick, Sandie J Lab Part: Frederick, Sandie J

Shipping/Receiving: Sandie.fredrick@testamericainc.com E-Mail: Sandie.fredrick@testamericainc.com

Company: TestAmerica Laboratories, Inc

Address: 2960 Foster Creighton Drive, Nashville TN, 37204

City: Nashville State Zip: TN, 37204

Phone: 615-726-0177(Tel) 615-726-3404(Fax) PO #: W/O #

Email: W/O #

Project Name: PSK Investments - 25211336.90 Project #: 50006561

Site: SSOW#

Date Date Requested: 3/24/2016 TAT Requested (days): 1500

Analysis Requested

Sample Identification - Client ID (Lab ID)	Sample Date	Sample Time	Sample Type (G=Grab, C=Comp, B=Issue, A=Air)	Matrix (Water, Sediment, Oil, etc.)	Field Filtered Sample (Yes or No)	Perform MS/MSD (Yes or No)	Total Number of containers	Special Instructions/Note:
Church Sump (500-108855-1)	3/15/16	09:45	Central	Water	X	WI_GRO/5030B (MOD) WISC PVOC	3	Mirus Nap
MMW-1 (500-108855-2)	3/15/16	11:40	Central	Water	X		3	Mirus Nap
Extraction Sump (500-108855-3)	3/15/16	12:00	Central	Water	X		3	Mirus Nap
MMW-2 (500-108855-4)	3/15/16	12:15	Central	Water	X		3	Mirus Nap
MMW-4 (500-108855-5)	3/15/16	13:35	Central	Water	X		3	Mirus Nap
MMW-5 (500-108855-6)	3/15/16	13:45	Central	Water	X		3	Mirus Nap
DUP MMW-5 (500-108855-7)	3/15/16	14:35	Central	Water	X		3	Mirus Nap
MMW-3 (500-108855-8)	3/15/16	15:05	Central	Water	X		3	Mirus Nap
MMW-6 (500-108855-9)	3/15/16	15:15	Central	Water	X		3	Mirus Nap
MMW-7 (500-108855-10)	3/15/16	15:30	Central	Water	X		3	Mirus Nap
MMW-8 (500-108855-11)	3/15/16		Central	Water	X		3	Mirus Nap

Possible Hazard Identification

Deliverable Requested: I, II, III, IV, Other (specify) _____

Unconfirmed

Empty Kit Relinquished by: _____ Date: _____

Relinquished by: [Signature] Date/Time: 03/16/16 1500

Relinquished by: _____ Date/Time: _____

Relinquished by: _____ Date/Time: _____

Custody Seals Intact: Δ Yes Δ No Custody Seal No.: _____

Received by: [Signature] Date/Time: 3/18/16

Received by: [Signature] Date/Time: 3/18/16

Received by: _____ Date/Time: _____

Cooler Temperature(s) °C and Other Remarks: 0,2

Special Instructions/QOC Requirements: _____

Return To Client Disposal By Lab Archive For _____ Months

COOLER RECEIPT FORM

Cooler Received/Opened On 3/17/2016 @ 0940

Time Samples Removed From Cooler 1105 Time Samples Placed In Storage 1117 (2 Hour Window)

1. Tracking # 5240 (last 4 digits, FedEx) Courier: FedEx

IR Gun ID 18290455 pH Strip Lot HC564992 Chlorine Strip Lot 112514D

2. Temperature of rep. sample or temp blank when opened: 02 Degrees Celsius

3. If Item #2 temperature is 0°C or less, was the representative sample or temp blank frozen? YES NO NA

4. Were custody seals on outside of cooler? YES...NO...NA

If yes, how many and where: 1) Front

5. Were the seals intact, signed, and dated correctly? YES...NO...NA

6. Were custody papers inside cooler? YES...NO...NA

I certify that I opened the cooler and answered questions 1-6 (initial) msm

7. Were custody seals on containers: YES NO and Intact YES...NO...NA

Were these signed and dated correctly? YES...NO...NA

8. Packing mat'l used? Bubblewrap Plastic bag Peanuts Vermiculite Foam Insert Paper Other None

9. Cooling process: Ice Ice-pack Ice (direct contact) Dry ice Other None

10. Did all containers arrive in good condition (unbroken)? YES...NO...NA

11. Were all container labels complete (#, date, signed, pres., etc)? YES...NO...NA

12. Did all container labels and tags agree with custody papers? YES...NO...NA

13a. Were VOA vials received? YES...NO...NA

b. Was there any observable headspace present in any VOA vial? YES...NO...NA

14. Was there a Trip Blank in this cooler? YES...NO...NA If multiple coolers, sequence # 3

I certify that I unloaded the cooler and answered questions 7-14 (initial) sew

15a. On pres'd bottles, did pH test strips suggest preservation reached the correct pH level? YES...NO...NA

b. Did the bottle labels indicate that the correct preservatives were used YES...NO...NA

16. Was residual chlorine present? YES...NO...NA

I certify that I checked for chlorine and pH as per SOP and answered questions 15-16 (initial) sew

17. Were custody papers properly filled out (ink, signed, etc)? YES...NO...NA

18. Did you sign the custody papers in the appropriate place? YES...NO...NA

19. Were correct containers used for the analysis requested? YES...NO...NA

20. Was sufficient amount of sample sent in each container? YES...NO...NA

I certify that I entered this project into LIMS and answered questions 17-20 (initial) sew

I certify that I attached a label with the unique LIMS number to each container (initial) sew

21. Were there Non-Conformance issues at login? YES...NO Was a NCM generated? YES...NO...#

Login Sample Receipt Checklist

Client: SCS Engineers

Job Number: 500-108855-1

Login Number: 108855

List Source: TestAmerica Chicago

List Number: 1

Creator: Kelsey, Shawn M

Question	Answer	Comment
Radioactivity wasn't checked or is </= background as measured by a survey meter.	True	
The cooler's custody seal, if present, is intact.	True	
Sample custody seals, if present, are intact.	True	
The cooler or samples do not appear to have been compromised or tampered with.	True	
Samples were received on ice.	True	
Cooler Temperature is acceptable.	True	
Cooler Temperature is recorded.	True	3.9c
COC is present.	True	
COC is filled out in ink and legible.	True	
COC is filled out with all pertinent information.	True	
Is the Field Sampler's name present on COC?	True	
There are no discrepancies between the containers received and the COC.	True	
Samples are received within Holding Time (excluding tests with immediate HTs)	True	
Sample containers have legible labels.	True	
Containers are not broken or leaking.	True	
Sample collection date/times are provided.	True	
Appropriate sample containers are used.	True	
Sample bottles are completely filled.	True	
Sample Preservation Verified.	True	
There is sufficient vol. for all requested analyses, incl. any requested MS/MSDs	True	
Containers requiring zero headspace have no headspace or bubble is <6mm (1/4").	True	
Multiphasic samples are not present.	True	
Samples do not require splitting or compositing.	True	
Residual Chlorine Checked.	N/A	



Login Sample Receipt Checklist

Client: SCS Engineers

Job Number: 500-108855-1

Login Number: 108855

List Number: 2

Creator: Vest, Laura E

List Source: TestAmerica Nashville

List Creation: 03/18/16 11:05 AM

Question	Answer	Comment
Radioactivity wasn't checked or is \leq background as measured by a survey meter.	True	
The cooler's custody seal, if present, is intact.	True	
Sample custody seals, if present, are intact.	N/A	
The cooler or samples do not appear to have been compromised or tampered with.	True	
Samples were received on ice.	True	
Cooler Temperature is acceptable.	True	
Cooler Temperature is recorded.	True	0.2
COC is present.	True	
COC is filled out in ink and legible.	True	
COC is filled out with all pertinent information.	True	
Is the Field Sampler's name present on COC?	True	
There are no discrepancies between the containers received and the COC.	True	
Samples are received within Holding Time (excluding tests with immediate HTs)	True	
Sample containers have legible labels.	True	
Containers are not broken or leaking.	True	
Sample collection date/times are provided.	True	
Appropriate sample containers are used.	True	
Sample bottles are completely filled.	True	
Sample Preservation Verified.	N/A	
There is sufficient vol. for all requested analyses, incl. any requested MS/MSDs	True	
Containers requiring zero headspace have no headspace or bubble is <math><6\text{mm}</math> (1/4").	True	
Multiphasic samples are not present.	True	
Samples do not require splitting or compositing.	True	
Residual Chlorine Checked.	N/A	

APPENDIX B

Sub-slab Vapor Sample Laboratory Results

May 09, 2016

Rob Langdon
SCS Engineers
2830 Dairy Drive
Madison, WI 53718

RE: Project: 25216050 PSK Investments LLC
Pace Project No.: 10346794

Dear Rob Langdon:

Enclosed are the analytical results for sample(s) received by the laboratory on May 02, 2016. The results relate only to the samples included in this report. Results reported herein conform to the most current TNI standards and the laboratory's Quality Assurance Manual, where applicable, unless otherwise noted in the body of the report.

If you have any questions concerning this report, please feel free to contact me.

Sincerely,

Carolynne Trout

Carolynne Trout
carolynne.trout@pacelabs.com
Project Manager

Enclosures



REPORT OF LABORATORY ANALYSIS

This report shall not be reproduced, except in full,
without the written consent of Pace Analytical Services, Inc..

CERTIFICATIONS

Project: 25216050 PSK Investments LLC

Pace Project No.: 10346794

Minnesota Certification IDs

1700 Elm Street SE Suite 200, Minneapolis, MN 55414

525 N 8th Street, Salina, KS 67401

A2LA Certification #: 2926.01

Alaska Certification #: UST-078

Alaska Certification #MN00064

Alabama Certification #40770

Arizona Certification #: AZ-0014

Arkansas Certification #: 88-0680

California Certification #: 01155CA

Colorado Certification #Pace

Connecticut Certification #: PH-0256

EPA Region 8 Certification #: 8TMS-L

Florida/NELAP Certification #: E87605

Guam Certification #: 14-008r

Georgia Certification #: 959

Georgia EPD #: Pace

Idaho Certification #: MN00064

Hawaii Certification #MN00064

Illinois Certification #: 200011

Indiana Certification#C-MN-01

Iowa Certification #: 368

Kansas Certification #: E-10167

Kentucky Dept of Envi. Protection - DW #90062

Kentucky Dept of Envi. Protection - WW #:90062

Louisiana DEQ Certification #: 3086

Louisiana DHH #: LA140001

Maine Certification #: 2013011

Maryland Certification #: 322

Michigan DEPH Certification #: 9909

Minnesota Certification #: 027-053-137

Mississippi Certification #: Pace

Montana Certification #: MT0092

Nevada Certification #: MN_00064

Nebraska Certification #: Pace

New Jersey Certification #: MN-002

New York Certification #: 11647

North Carolina Certification #: 530

North Carolina State Public Health #: 27700

North Dakota Certification #: R-036

Ohio EPA #: 4150

Ohio VAP Certification #: CL101

Oklahoma Certification #: 9507

Oregon Certification #: MN200001

Oregon Certification #: MN300001

Pennsylvania Certification #: 68-00563

Puerto Rico Certification

Saipan (CNMI) #:MP0003

South Carolina #:74003001

Texas Certification #: T104704192

Tennessee Certification #: 02818

Utah Certification #: MN000642013-4

Virginia DGS Certification #: 251

Virginia/VELAP Certification #: Pace

Washington Certification #: C486

West Virginia Certification #: 382

West Virginia DHHR #:9952C

Wisconsin Certification #: 999407970

REPORT OF LABORATORY ANALYSIS

This report shall not be reproduced, except in full,
without the written consent of Pace Analytical Services, Inc..

SAMPLE SUMMARY

Project: 25216050 PSK Investments LLC

Pace Project No.: 10346794

Lab ID	Sample ID	Matrix	Date Collected	Date Received
10346794001	VP-1	Air	04/29/16 12:33	05/02/16 10:10
10346794002	VP-2	Air	04/29/16 12:50	05/02/16 10:10
10346794003	VP-3	Air	04/29/16 13:37	05/02/16 10:10
10346794004	VP-4	Air	04/29/16 13:52	05/02/16 10:10

REPORT OF LABORATORY ANALYSIS

This report shall not be reproduced, except in full,
without the written consent of Pace Analytical Services, Inc..

SAMPLE ANALYTE COUNT

Project: 25216050 PSK Investments LLC

Pace Project No.: 10346794

Lab ID	Sample ID	Method	Analysts	Analytes Reported	Laboratory
10346794001	VP-1	TO-15	MLS	9	PASI-M
10346794002	VP-2	TO-15	MLS	9	PASI-M
10346794003	VP-3	TO-15	MLS	9	PASI-M
10346794004	VP-4	TO-15	MLS	9	PASI-M

REPORT OF LABORATORY ANALYSIS

This report shall not be reproduced, except in full,
without the written consent of Pace Analytical Services, Inc..

ANALYTICAL RESULTS

Project: 25216050 PSK Investments LLC

Pace Project No.: 10346794

Sample: VP-1 **Lab ID: 10346794001** Collected: 04/29/16 12:33 Received: 05/02/16 10:10 Matrix: Air

Parameters	Results	Units	LOQ	LOD	DF	Prepared	Analyzed	CAS No.	Qual
TO15 MSV AIR Analytical Method: TO-15									
Benzene	4.7	ug/m3	1.0	0.20	1.61		05/06/16 00:17	71-43-2	
Ethylbenzene	5.6	ug/m3	1.4	0.68	1.61		05/06/16 00:17	100-41-4	
Methyl-tert-butyl ether	<0.49	ug/m3	5.9	0.49	1.61		05/06/16 00:17	1634-04-4	
Naphthalene	7.0J	ug/m3	8.6	0.49	1.61		05/06/16 00:17	91-20-3	
Toluene	33.4	ug/m3	1.2	0.25	1.61		05/06/16 00:17	108-88-3	
1,2,4-Trimethylbenzene	7.4	ug/m3	4.0	0.20	1.61		05/06/16 00:17	95-63-6	
1,3,5-Trimethylbenzene	3.7J	ug/m3	4.0	0.29	1.61		05/06/16 00:17	108-67-8	
m&p-Xylene	15.3	ug/m3	2.8	1.3	1.61		05/06/16 00:17	179601-23-1	
o-Xylene	4.8	ug/m3	1.4	0.57	1.61		05/06/16 00:17	95-47-6	

Sample: VP-2 **Lab ID: 10346794002** Collected: 04/29/16 12:50 Received: 05/02/16 10:10 Matrix: Air

Parameters	Results	Units	LOQ	LOD	DF	Prepared	Analyzed	CAS No.	Qual
TO15 MSV AIR Analytical Method: TO-15									
Benzene	2.8	ug/m3	1.1	0.20	1.68		05/06/16 00:49	71-43-2	
Ethylbenzene	6.5	ug/m3	1.5	0.71	1.68		05/06/16 00:49	100-41-4	
Methyl-tert-butyl ether	<0.51	ug/m3	6.2	0.51	1.68		05/06/16 00:49	1634-04-4	
Naphthalene	7.8J	ug/m3	9.0	0.51	1.68		05/06/16 00:49	91-20-3	
Toluene	14.3	ug/m3	1.3	0.26	1.68		05/06/16 00:49	108-88-3	
1,2,4-Trimethylbenzene	7.9	ug/m3	4.2	0.21	1.68		05/06/16 00:49	95-63-6	
1,3,5-Trimethylbenzene	3.7J	ug/m3	4.2	0.31	1.68		05/06/16 00:49	108-67-8	
m&p-Xylene	12.0	ug/m3	3.0	1.3	1.68		05/06/16 00:49	179601-23-1	
o-Xylene	4.8	ug/m3	1.5	0.59	1.68		05/06/16 00:49	95-47-6	

Sample: VP-3 **Lab ID: 10346794003** Collected: 04/29/16 13:37 Received: 05/02/16 10:10 Matrix: Air

Parameters	Results	Units	LOQ	LOD	DF	Prepared	Analyzed	CAS No.	Qual
TO15 MSV AIR Analytical Method: TO-15									
Benzene	1.8	ug/m3	1.1	0.21	1.75		05/06/16 01:22	71-43-2	
Ethylbenzene	2.5	ug/m3	1.5	0.74	1.75		05/06/16 01:22	100-41-4	
Methyl-tert-butyl ether	<0.53	ug/m3	6.4	0.53	1.75		05/06/16 01:22	1634-04-4	
Naphthalene	7.4J	ug/m3	9.3	0.53	1.75		05/06/16 01:22	91-20-3	
Toluene	10.9	ug/m3	1.3	0.27	1.75		05/06/16 01:22	108-88-3	
1,2,4-Trimethylbenzene	5.5	ug/m3	4.4	0.22	1.75		05/06/16 01:22	95-63-6	
1,3,5-Trimethylbenzene	3.1J	ug/m3	4.4	0.32	1.75		05/06/16 01:22	108-67-8	
m&p-Xylene	8.7	ug/m3	3.1	1.4	1.75		05/06/16 01:22	179601-23-1	
o-Xylene	3.0	ug/m3	1.5	0.61	1.75		05/06/16 01:22	95-47-6	

REPORT OF LABORATORY ANALYSIS

This report shall not be reproduced, except in full,
without the written consent of Pace Analytical Services, Inc..

ANALYTICAL RESULTS

Project: 25216050 PSK Investments LLC

Pace Project No.: 10346794

Sample: VP-4 **Lab ID: 10346794004** Collected: 04/29/16 13:52 Received: 05/02/16 10:10 Matrix: Air

Parameters	Results	Units	LOQ	LOD	DF	Prepared	Analyzed	CAS No.	Qual
TO15 MSV AIR		Analytical Method: TO-15							
Benzene	0.76J	ug/m3	1.1	0.21	1.75		05/06/16 01:54	71-43-2	
Ethylbenzene	5.0	ug/m3	1.5	0.74	1.75		05/06/16 01:54	100-41-4	
Methyl-tert-butyl ether	<0.53	ug/m3	6.4	0.53	1.75		05/06/16 01:54	1634-04-4	
Naphthalene	9.0J	ug/m3	9.3	0.53	1.75		05/06/16 01:54	91-20-3	
Toluene	8.8	ug/m3	1.3	0.27	1.75		05/06/16 01:54	108-88-3	
1,2,4-Trimethylbenzene	9.8	ug/m3	4.4	0.22	1.75		05/06/16 01:54	95-63-6	
1,3,5-Trimethylbenzene	4.1J	ug/m3	4.4	0.32	1.75		05/06/16 01:54	108-67-8	
m&p-Xylene	15.8	ug/m3	3.1	1.4	1.75		05/06/16 01:54	179601-23-1	
o-Xylene	5.4	ug/m3	1.5	0.61	1.75		05/06/16 01:54	95-47-6	

REPORT OF LABORATORY ANALYSIS

This report shall not be reproduced, except in full,
without the written consent of Pace Analytical Services, Inc..

QUALITY CONTROL DATA

Project: 25216050 PSK Investments LLC

Pace Project No.: 10346794

QC Batch: AIR/25855

Analysis Method: TO-15

QC Batch Method: TO-15

Analysis Description: TO15 MSV AIR Low Level

Associated Lab Samples: 10346794001, 10346794002, 10346794003, 10346794004

METHOD BLANK: 2250752

Matrix: Air

Associated Lab Samples: 10346794001, 10346794002, 10346794003, 10346794004

Parameter	Units	Blank Result	Reporting Limit	Analyzed	Qualifiers
1,2,4-Trimethylbenzene	ug/m3	<0.12	2.5	05/05/16 21:06	
1,3,5-Trimethylbenzene	ug/m3	<0.18	2.5	05/05/16 21:06	
Benzene	ug/m3	<0.12	0.65	05/05/16 21:06	
Ethylbenzene	ug/m3	<0.42	0.88	05/05/16 21:06	
m&p-Xylene	ug/m3	<0.79	1.8	05/05/16 21:06	
Methyl-tert-butyl ether	ug/m3	<0.30	3.7	05/05/16 21:06	
Naphthalene	ug/m3	<0.30	5.3	05/05/16 21:06	
o-Xylene	ug/m3	<0.35	0.88	05/05/16 21:06	
Toluene	ug/m3	<0.15	0.77	05/05/16 21:06	

LABORATORY CONTROL SAMPLE: 2250753

Parameter	Units	Spike Conc.	LCS Result	LCS % Rec	% Rec Limits	Qualifiers
1,2,4-Trimethylbenzene	ug/m3	51.5	53.7	104	57-143	
1,3,5-Trimethylbenzene	ug/m3	51.5	53.4	104	54-147	
Benzene	ug/m3	34.4	35.6	103	62-141	
Ethylbenzene	ug/m3	47.2	60.3	128	59-149	
m&p-Xylene	ug/m3	47.7	64.2	135	59-146	
Methyl-tert-butyl ether	ug/m3	38.5	43.0	112	64-135	
Naphthalene	ug/m3	55.9	68.5	122	46-146	
o-Xylene	ug/m3	46.8	61.0	130	54-149	
Toluene	ug/m3	41	41.5	101	61-138	

Results presented on this page are in the units indicated by the "Units" column except where an alternate unit is presented to the right of the result.

REPORT OF LABORATORY ANALYSIS

This report shall not be reproduced, except in full,
without the written consent of Pace Analytical Services, Inc..

QUALIFIERS

Project: 25216050 PSK Investments LLC

Pace Project No.: 10346794

DEFINITIONS

DF - Dilution Factor, if reported, represents the factor applied to the reported data due to dilution of the sample aliquot.

ND - Not Detected at or above LOD.

J - Estimated concentration at or above the LOD and below the LOQ.

LOD - Limit of Detection adjusted for dilution factor and percent moisture.

LOQ - Limit of Quantitation adjusted for dilution factor and percent moisture.

S - Surrogate

1,2-Diphenylhydrazine decomposes to and cannot be separated from Azobenzene using Method 8270. The result for each analyte is a combined concentration.

Consistent with EPA guidelines, unrounded data are displayed and have been used to calculate % recovery and RPD values.

LCS(D) - Laboratory Control Sample (Duplicate)

MS(D) - Matrix Spike (Duplicate)

DUP - Sample Duplicate

RPD - Relative Percent Difference

NC - Not Calculable.

SG - Silica Gel - Clean-Up

U - Indicates the compound was analyzed for, but not detected at or above the adjusted LOD.

N-Nitrosodiphenylamine decomposes and cannot be separated from Diphenylamine using Method 8270. The result reported for each analyte is a combined concentration.

Pace Analytical is TNI accredited. Contact your Pace PM for the current list of accredited analytes.

TNI - The NELAC Institute.

LABORATORIES

PASI-M Pace Analytical Services - Minneapolis

REPORT OF LABORATORY ANALYSIS

This report shall not be reproduced, except in full,
without the written consent of Pace Analytical Services, Inc..

QUALITY CONTROL DATA CROSS REFERENCE TABLE

Project: 25216050 PSK Investments LLC

Pace Project No.: 10346794

Lab ID	Sample ID	QC Batch Method	QC Batch	Analytical Method	Analytical Batch
10346794001	VP-1	TO-15	AIR/25855		
10346794002	VP-2	TO-15	AIR/25855		
10346794003	VP-3	TO-15	AIR/25855		
10346794004	VP-4	TO-15	AIR/25855		

REPORT OF LABORATORY ANALYSIS

This report shall not be reproduced, except in full,
without the written consent of Pace Analytical Services, Inc..



Document Name:
Air Sample Condition Upon Receipt
Document No.:
F-MN-A-106-rev.11

Document Revised: 26APR2016
Page 1 of 1
Issuing Authority:
Pace Minnesota Quality Office

Air Sample Condition Upon Receipt

Client Name: SCS - WI Project #: _____

WO# : 10346794

Courier: Fed Ex UPS Speedee Client
 Commercial Pace Other: _____

Tracking Number: 6637 5036 4828

Custody Seal on Cooler/Box Present? Yes No Seals Intact? Yes No
 Optional: Proj. Due Date: _____ Proj. Name: _____

Packing Material: Bubble Wrap Bubble Bags Foam None Tin Can Other: _____ Temp Blank rec: Yes No

Temp. (TO17 and TO13 samples only) (°C): 10 Corrected Temp (°C): 10 Thermom. Used: B88A912167504 B88A0143310098 151401163 151401164
 Temp should be above freezing to 6°C Correction Factor: 10 Date & Initials of Person Examining Contents: S216

Type of ice Received Blue Wet None

Comments:

Chain of Custody Present?	<input checked="" type="checkbox"/> Yes <input type="checkbox"/> No <input type="checkbox"/> N/A	1.
Chain of Custody Filled Out?	<input checked="" type="checkbox"/> Yes <input type="checkbox"/> No <input type="checkbox"/> N/A	2.
Chain of Custody Relinquished?	<input checked="" type="checkbox"/> Yes <input type="checkbox"/> No <input type="checkbox"/> N/A	3.
Sampler Name and/or Signature on COC?	<input checked="" type="checkbox"/> Yes <input type="checkbox"/> No <input type="checkbox"/> N/A	4.
Samples Arrived within Hold Time?	<input checked="" type="checkbox"/> Yes <input type="checkbox"/> No <input type="checkbox"/> N/A	5.
Short Hold Time Analysis (<72 hr)?	<input type="checkbox"/> Yes <input checked="" type="checkbox"/> No <input type="checkbox"/> N/A	6.
Rush Turn Around Time Requested?	<input type="checkbox"/> Yes <input checked="" type="checkbox"/> No <input type="checkbox"/> N/A	7.
Sufficient Volume?	<input checked="" type="checkbox"/> Yes <input type="checkbox"/> No <input type="checkbox"/> N/A	8.
Correct Containers Used?	<input checked="" type="checkbox"/> Yes <input type="checkbox"/> No <input type="checkbox"/> N/A	9.
-Pace Containers Used?	<input checked="" type="checkbox"/> Yes <input type="checkbox"/> No <input type="checkbox"/> N/A	
Containers Intact?	<input checked="" type="checkbox"/> Yes <input type="checkbox"/> No <input type="checkbox"/> N/A	10.
Media: <u>Air Can</u> Airbag Filter TDT Passive		11.
Sample Labels Match COC?	<input checked="" type="checkbox"/> Yes <input type="checkbox"/> No <input type="checkbox"/> N/A	12.

Samples Received:

Canisters			Canisters		
Sample Number	Can ID	Flow Controller ID	Sample Number	Can ID	Flow Controller ID

CLIENT NOTIFICATION/RESOLUTION

Field Data Required? Yes No

Person Contacted: _____ Date/Time: _____

Comments/Resolution: _____

Project Manager Review: Carolynne Hunt

Date: 5/2/16

Note: Whenever there is a discrepancy affecting North Carolina compliance samples, a copy of this form will be sent to the North Carolina DEHNR Certification Office (i.e. out of hold, incorrect preservative, out of temp, incorrect containers)



Pace Analytical Services, Inc.
 1700 Elm Street – Suite 200
 Minneapolis, MN 55414
 Phone: 612.607.1700
 Fax: 612.607.6444

ANALYTICAL RESULTS

Client: SCS Engineers
 Phone: 830-644-2130
 Lab Sample No: 10346794001
 Client Sample ID: VP-1

Lab Project Number: 10346794
 Project Name: 25216050 PSK Investments LLC
 ProjSampleNum: 10346794001
 Matrix: Air
 Date Collected: 04/29/16 12:33
 Date Received: 05/02/16 10:10

Parameters	Results	Units	Report Limit	DF	Analyzed	CAS No.	Qualifiers
Air							
TO-15							
1,2,4-Trimethylbenzene	1.5	ppbv	0.8	1.61	05/06/16 0:17	MLS 95-63-6	
1,3,5-Trimethylbenzene	0.74J	ppbv	0.8	1.61	05/06/16 0:17	MLS 108-67-8	
Benzene	1.4	ppbv	0.31	1.61	05/06/16 0:17	MLS 71-43-2	
Ethylbenzene	1.3	ppbv	0.32	1.61	05/06/16 0:17	MLS 100-41-4	
m&p-Xylene	3.5	ppbv	0.63	1.61	05/06/16 0:17	MLS 179601-23-1	
Methyl-tert-butyl ether	<0.13	ppbv	1.6	1.61	05/06/16 0:17	MLS 1634-04-4	
Naphthalene	1.3J	ppbv	1.6	1.61	05/06/16 0:17	MLS 91-20-3	
o-Xylene	1.1	ppbv	0.32	1.61	05/06/16 0:17	MLS 95-47-6	
Toluene	8.7	ppbv	0.31	1.61	05/06/16 0:17	MLS 108-88-3	

DISCLAIMER: These results have been converted to the units shown from the original units of measurement assuming 20 degrees Celsius and 1 atmosphere pressure. Values were not rounded according to EPA rounding rules. THC is quantitated based on the average response factors of several compounds; the nominal molecular weight of THC used for units conversion is the average of the molecular weights of the compounds used for quantitation.

SUPPLEMENTAL REPORT

Units Conversion Request



Pace Analytical Services, Inc.
1700 Elm Street – Suite 200
Minneapolis, MN 55414
Phone: 612.607.1700
Fax: 612.607.6444

ANALYTICAL RESULTS

Client: SCS Engineers
Phone: 830-644-2130
Lab Sample No: 10346794002
Client Sample ID: VP-2

Lab Project Number: 10346794
Project Name: 25216050 PSK Investments LLC
ProjSampleNum: 10346794002
Matrix: Air
Date Collected: 04/29/16 12:50
Date Received: 05/02/16 10:10

Parameters	Results	Units	Report Limit	DF	Analyzed	CAS No.	Qualifiers
Air							
TO-15							
1,2,4-Trimethylbenzene	1.6	ppbv	0.84	1.68	05/06/16 0:49	MLS 95-63-6	
1,3,5-Trimethylbenzene	0.74J	ppbv	0.84	1.68	05/06/16 0:49	MLS 108-67-8	
Benzene	0.86	ppbv	0.34	1.68	05/06/16 0:49	MLS 71-43-2	
Ethylbenzene	1.5	ppbv	0.34	1.68	05/06/16 0:49	MLS 100-41-4	
m&p-Xylene	2.7	ppbv	0.68	1.68	05/06/16 0:49	MLS 179601-23-1	
Methyl-tert-butyl ether	<0.14	ppbv	1.7	1.68	05/06/16 0:49	MLS 1634-04-4	
Naphthalene	1.5J	ppbv	1.7	1.68	05/06/16 0:49	MLS 91-20-3	
o-Xylene	1.1	ppbv	0.34	1.68	05/06/16 0:49	MLS 95-47-6	
Toluene	3.7	ppbv	0.34	1.68	05/06/16 0:49	MLS 108-88-3	

DISCLAIMER: These results have been converted to the units shown from the original units of measurement assuming 20 degrees Celsius and 1 atmosphere pressure. Values were not rounded according to EPA rounding rules. THC is quantitated based on the average response factors of several compounds; the nominal molecular weight of THC used for units conversion is the average of the molecular weights of the compounds used for quantitation.

SUPPLEMENTAL REPORT

Units Conversion Request



Pace Analytical Services, Inc.
1700 Elm Street – Suite 200
Minneapolis, MN 55414
Phone: 612.607.1700
Fax: 612.607.6444

ANALYTICAL RESULTS

Client: SCS Engineers
Phone: 830-644-2130

Lab Project Number: 10346794
Project Name: 25216050 PSK Investments LLC

Lab Sample No: 10346794004
Client Sample ID: VP-4

ProjSampleNum: 10346794004
Matrix: Air

Date Collected: 04/29/16 13:52
Date Received: 05/02/16 10:10

Parameters	Results	Units	Report Limit	DF	Analyzed	CAS No.	Qualifiers
Air							
TO-15							
1,2,4-Trimethylbenzene	2	ppbv	0.88	1.75	05/06/16 1:54	MLS 95-63-6	
1,3,5-Trimethylbenzene	0.82J	ppbv	0.88	1.75	05/06/16 1:54	MLS 108-67-8	
Benzene	0.23J	ppbv	0.34	1.75	05/06/16 1:54	MLS 71-43-2	
Ethylbenzene	1.1	ppbv	0.34	1.75	05/06/16 1:54	MLS 100-41-4	
m&p-Xylene	3.6	ppbv	0.7	1.75	05/06/16 1:54	MLS 179601-23-1	
Methyl-tert-butyl ether	<0.14	ppbv	1.7	1.75	05/06/16 1:54	MLS 1634-04-4	
Naphthalene	1.7J	ppbv	1.7	1.75	05/06/16 1:54	MLS 91-20-3	
o-Xylene	1.2	ppbv	0.34	1.75	05/06/16 1:54	MLS 95-47-6	
Toluene	2.3	ppbv	0.34	1.75	05/06/16 1:54	MLS 108-88-3	

DISCLAIMER: These results have been converted to the units shown from the original units of measurement assuming 20 degrees Celsius and 1 atmosphere pressure. Values were not rounded according to EPA rounding rules. THC is quantitated based on the average response factors of several compounds; the nominal molecular weight of THC used for units conversion is the average of the molecular weights of the compounds used for quantitation.

SUPPLEMENTAL REPORT

Units Conversion Request



Pace Analytical Services, Inc.
1700 Elm Street – Suite 200
Minneapolis, MN 55414
Phone: 612.607.1700
Fax: 612.607.6444

ANALYTICAL RESULTS

Client: SCS Engineers
Phone: 830-644-2130

Lab Project Number: 10346794
Project Name: 25216050 PSK Investments LLC

PARAMETER FOOTNOTES

SUPPLEMENTAL REPORT
Units Conversion Request

APPENDIX C

Material Management Plan



Material Management Plan

PSK Investments and Grace Christian Fellowship Properties

**9922 & 9900 West Capital Drive
Milwaukee, Wisconsin**

Prepared for:

PSK Investments
9922 West Capital Drive
Milwaukee, Wisconsin 53222

Prepared by:

SCS ENGINEERS
2830 Dairy Drive
Madison, Wisconsin 53718-6751
(608) 224-2830

September 2016
File No. 25216050.00

Offices Nationwide
www.scsengineers.com

Material Management Plan

**PSK Investments and Grace Christian Fellowship Properties
Soil Remediation
9922 and 9900 West Capital Drive
Milwaukee, Wisconsin**

Prepared for:

PSK Investments
9900 West Capital Drive
Milwaukee, Wisconsin 53222

Prepared by:

SCS ENGINEERS
2830 Dairy Drive
Madison, Wisconsin 53718-6751
(608) 224-2830

September 2016
File No. 25216020.00

Table of Contents

Section	Page
1.0 Introduction.....	1
2.0 Background Information	1
3.0 Health and Safety	1
4.0 Remedial Activities.....	1
5.0 Material Management.....	2
5.1 Soil Management.....	2
6.0 Unusual Conditions.....	2
7.0 Roles and Responsibilities During Construction.....	2
Owner or Construction Manager/Owner’s Agent	2
Environmental Consultant.....	2
Contractor	2
8.0 Reporting.....	3

I:\25216050.00\Deliverables\Design Report\Material Management Plan_Remediation_160927.doc

[This page left blank intentionally]

1.0 INTRODUCTION

This Material Management Plan (Plan) provides guidance for the management of contaminated materials encountered during soil remediation activities at the PSK Investments (PSK) and Grace Christian Fellowship Properties (Grace Christian) facilities. The site is located at 9922 and 9900 West Capital Drive, Milwaukee, Wisconsin (**Figure 1**).

Petroleum compounds have been documented in soil and groundwater at the PSK and Grace Christian properties in the vicinity of the proposed groundwater sump, soil vapor extraction system, and the Grace Christian basement excavation. The proposed remediation work is detailed in the April 9, 2014 Revised Remedial Action Options Report (RAOR), prepared by SCS Engineers (SCS) and involves the following:

- Grace Christian Building – Soil excavation and expanded sub-slab venting system
- PSK Property – Soil vapor extraction
- PSK Property – Installation of groundwater sump

The Wisconsin Department of Natural Resources (WDNR) approved the proposed remediation work in a letter dated June 1, 2015.

2.0 BACKGROUND INFORMATION

Background information on the properties is included in the Design Report.

3.0 HEALTH AND SAFETY

All contractors working on the storm sewer project must develop a site-specific health and safety plan for their staff to address chemical and physical hazards, and their staff must have 40-hour Hazardous Waste Operations and Emergency Response (HAZWOPER) training.

4.0 REMEDIAL ACTIVITIES

The proposed remedial actions are shown on Figure 2 of the September 2016 Design Report prepared by SCS. Work includes the following:

- Installation of a groundwater sump in the parking lot of the service station
- Conversion of monitoring well MW-21 into a combination groundwater monitoring well and a soil vapor extraction well (MW-21/SVE-2)
- Installation of soil vapor extraction well SVE-1
- Installation of the soil vapor extraction piping to MW-21/SVE-2 and SVE-1 and the SVE blowers
- Excavation and landfill disposal of impacted soil from the basement of the Grace building
- Extension of the existing sub-slab venting system in the Grace building

5.0 MATERIAL MANAGEMENT

All of the remedial activities at the site will produce soil that has been impacted by contaminated soil. Management of petroleum-impacted material during construction activities is described in the following section.

5.1 SOIL MANAGEMENT

In general, soils to be excavated as part of the remediation activities will be taken off site for landfill disposal. Contaminated soil will be transported to an approved landfill by a licensed hauler.

6.0 UNUSUAL CONDITIONS

If any tanks, unusual odors, staining, fluids, or piping are found during construction activities, work will stop in that area, the contractor will notify the owner of the conditions, and SCS will inspect the site to assess the situation.

If contaminated material is encountered that is significantly different than what has been previously identified, it will be evaluated by SCS, and appropriate management activities will be conducted.

7.0 ROLES AND RESPONSIBILITIES DURING CONSTRUCTION

The following roles and responsibilities have been identified for the project:

Owner or Construction Manager/Owner's Agent

- Performs overall project scheduling and retains environmental consultants and contractor

Environmental Consultant

- Obtains soil profile approval for landfill disposal
- Provides on-site observation and documentation during management of materials
- Manages special or unanticipated environmental conditions encountered during construction

Contractor

- Performs work in accordance with the project construction plans and specifications

- Arranges for storage and transport of contaminated soils to the licensed landfill identified by the Environmental Consultant

8.0 REPORTING

Upon completion of all activities, SCS will provide a written report and documentation of the activities and disposal methods to the WDNR.