

Notice: Use this form to request a **written response (on agency letterhead)** from the Department of Natural Resources (DNR) regarding technical assistance, a post-closure change to a site, a specialized agreement or liability clarification for Property with known or suspected environmental contamination. A fee will be required as is authorized by s. 292.55, Wis. Stats., and NR 749, Wis. Adm. Code., unless noted in the instructions below. Personal information collected will be used for administrative purposes and may be provided to requesters to the extent required by Wisconsin's Public Records law [ss. 19.31 - 19.39, Wis. Stats.].

Definitions

"Property" refers to the subject Property that is perceived to have been or has been impacted by the discharge of hazardous substances.

"Liability Clarification" refers to a written determination by the Department provided in response to a request made on this form. The response clarifies whether a person is or may become liable for the environmental contamination of a Property, as provided in s. 292.55, Wis. Stats.

"Technical Assistance" refers to the Department's assistance or comments on the planning and implementation of an environmental investigation or environmental cleanup on a Property in response to a request made on this form as provided in s. 292.55, Wis. Stats.

"Post-closure modification" refers to changes to Property boundaries and/or continuing obligations for Properties or sites that received closure letters for which continuing obligations have been applied or where contamination remains. Many, but not all, of these sites are included on the GIS Registry layer of RR Sites Map to provide public notice of residual contamination and continuing obligations.

Select the Correct Form

This form should be used to request the following from the DNR:

- Technical Assistance
- Liability Clarification
- Post-Closure Modifications
- Specialized Agreements (tax cancellation, negotiated agreements, etc.)

Do not use this form if one of the following applies:

- Request for an **off-site liability exemption or clarification** for Property that has been or is perceived to be contaminated by one or more hazardous substances that originated on another Property containing the source of the contamination. Use DNR's Off-Site Liability Exemption and Liability Clarification Application Form 4400-201.
- Submittal of an Environmental Assessment for the **Lender Liability Exemption**, s 292.21, Wis. Stats., **if no response or review by DNR is requested**. Use the Lender Liability Exemption Environmental Assessment Tracking Form 4400-196.
- Request for an **exemption to develop on a historic fill site** or licensed landfill. Use DNR's Form 4400-226 or 4400-226A.
- **Request for closure** for Property where the investigation and cleanup actions are completed. Use DNR's Case Closure - GIS Registry Form 4400-202.

All forms, publications and additional information are available on the internet at: dnr.wi.gov/topic/Brownfields/Pubs.html.

Instructions

1. Complete sections 1, 2, 6 and 7 for all requests. Be sure to provide adequate and complete information.
2. Select the type of assistance requested: Section 3 for technical assistance or post-closure modifications, Section 4 for a written determination or clarification of environmental liabilities; or Section 5 for a specialized agreement.
3. Include the fee payment that is listed in Section 3, 4, or 5, unless you are a "Voluntary Party" enrolled in the Voluntary Party Liability Exemption Program **and** the questions in Section 2 direct otherwise. Information on to whom and where to send the fee is found in Section 8 of this form.
4. Send the completed request, supporting materials and the fee to the appropriate DNR regional office where the Property is located. See the map on the last page of this form. A paper copy of the signed form and all reports and supporting materials shall be sent with an electronic copy of the form and supporting materials on a compact disk. For electronic document submittal requirements see: <http://dnr.wi.gov/files/PDF/pubs/rr/RR690.pdf>

The time required for DNR's determination varies depending on the complexity of the site, and the clarity and completeness of the request and supporting documentation.

Technical Assistance, Environmental Liability Clarification or Post-Closure Modification Request

Form 4400-237 (R 10/21)

Page 2 of 7

Section 1. Contact and Recipient Information

Requester Information

This is the person requesting technical assistance or a post-closure modification review, that his or her liability be clarified or a specialized agreement and is identified as the requester in Section 7. DNR will address its response letter to this person.

Last Name	First	MI	Organization/ Business Name		
Gross	Erin	N	Stantec Consulting Services, Inc		
Mailing Address			City	State	ZIP Code
12080 Corporate Parkway Suite 200			Mequon	WI	53092-2661
Phone # (include area code)		Fax # (include area code)		Email	
(608) 628-6278				Erin.Gross@Stantec.com	

The requester listed above: (select all that apply)

- Is currently the owner
 Is considering selling the Property
 Is renting or leasing the Property
 Is considering acquiring the Property
 Is a lender with a mortgagee interest in the Property
 Other. Explain the status of the Property with respect to the applicant:
 environmental consultant for the owner/RP

Contact Information (to be contacted with questions about this request) Select if same as requester

Contact Last Name	First	MI	Organization/ Business Name		
Gross	Erin	N	Stantec Consulting Services, Inc		
Mailing Address			City	State	ZIP Code
12080 Corporate Parkway Suite 200			Mequon	WI	53092-2661
Phone # (include area code)		Fax # (include area code)		Email	
(608) 628-6278				Erin.Gross@Stantec.com	

Environmental Consultant (if applicable)

Contact Last Name	First	MI	Organization/ Business Name		
Gross	Erin	N	Stantec Consulting Services, Inc.		
Mailing Address			City	State	ZIP Code
12080 Corporate Parkway Suite 200			Mequon	WI	53092-2661
Phone # (include area code)		Fax # (include area code)		Email	
(608) 628-6278				Erin.Gross@Stantec.com	

Property Owner (if different from requester)

Contact Last Name	First	MI	Organization/ Business Name		
Collins	Ben		Cedarburg Light & Water Utility		
Mailing Address			City	State	ZIP Code
N30W5926 Lincoln Blvd, PO Box 767			Cedarburg	WI	53012-0767
Phone # (include area code)		Fax # (include area code)		Email	
(262) 375-7650				bcollins@cedarburglightandwater.org	

Section 2. Property Information

Property Name	FID No. (if known)
Cedarburg City Power Plant	246100800
BRRTS No. (if known)	Parcel Identification Number
0246547626	130840307000

Technical Assistance, Environmental Liability Clarification or Post-Closure Modification Request

Form 4400-237 (R 10/21)

Page 3 of 7

Street Address W61 N607-31 Mequon Avenue		City Cedarburg	State WI	ZIP Code 53012
County Ozaukee	Municipality where the Property is located <input checked="" type="radio"/> City <input type="radio"/> Town <input type="radio"/> Village of Cedarburg	Property is composed of: <input checked="" type="radio"/> Single tax parcel <input type="radio"/> Multiple tax parcels		Property Size Acres 1.35

1. Is a response needed by a specific date? (e.g., Property closing date) Note: Most requests are completed within 60 days. Please plan accordingly.

- No Yes

Date requested by: _____

Reason:

2. Is the "Requester" enrolled as a Voluntary Party in the Voluntary Party Liability Exemption (VPLE) program?

- No. Include the fee that is required for your request in Section 3, 4 or 5.
 Yes. Do not include a separate fee. This request will be billed separately through the VPLE Program.

Fill out the information in Section 3, 4 or 5 which corresponds with the type of request:

Section 3. Technical Assistance or Post-Closure Modifications;
 Section 4. Liability Clarification; or Section 5. Specialized Agreement.

Section 3. Request for Technical Assistance or Post-Closure Modification

Select the type of technical assistance requested: [Numbers in brackets are for WI DNR Use]

- No Further Action Letter (NFA) (Immediate Actions) - NR 708.09, [183] - Include a fee of \$350. Use for a written response to an immediate action after a discharge of a hazardous substance occurs. Generally, these are for a one-time spill event.
- Review of Site Investigation Work Plan - NR 716.09, [135] - **Include a fee of \$700.**
- Review of Site Investigation Report - NR 716.15, [137] - **Include a fee of \$1050.**
- Approval of a Site-Specific Soil Cleanup Standard - NR 720.10 or 12, [67] - **Include a fee of \$1050.**
- Review of a Remedial Action Options Report - NR 722.13, [143] - **Include a fee of \$1050.**
- Review of a Remedial Action Design Report - NR 724.09, [148] - **Include a fee of \$1050.**
- Review of a Remedial Action Documentation Report - NR 724.15, [152] - **Include a fee of \$350**
- Review of a Long-term Monitoring Plan - NR 724.17, [25] - **Include a fee of \$425.**
- Review of an Operation and Maintenance Plan - NR 724.13, [192] - **Include a fee of \$425.**

Other Technical Assistance - s. 292.55, Wis. Stats. [97] (For request to build on an abandoned landfill use Form 4400-226)

- Schedule a Technical Assistance Meeting - **Include a fee of \$700.**
- Hazardous Waste Determination - **Include a fee of \$700.**
- Other Technical Assistance - **Include a fee of \$700.** Explain your request in an attachment.

Post-Closure Modifications - NR 727, [181]

- Post-Closure Modifications: Modification to Property boundaries and/or continuing obligations of a closed site or Property; sites may be on the GIS Registry. This also includes removal of a site or Property from the GIS Registry. **Include a fee of \$1050, and:**
 - Include a fee of \$300 for sites with residual soil contamination; and
 - Include a fee of \$350 for sites with residual groundwater contamination, monitoring wells or for vapor intrusion continuing obligations.

Attach a description of the changes you are proposing, and documentation as to why the changes are needed (if the change to a Property, site or continuing obligation will result in revised maps, maintenance plans or photographs, those documents may be submitted later in the approval process, on a case-by-case basis).

Section 4. Request for Liability Clarification

Select the type of liability clarification requested. Use the available space given or attach information, explanations, or specific questions that you need answered in DNR's reply. Complete Sections 6 and 7 of this form. [Numbers in brackets are for DNR Use]

**Technical Assistance, Environmental Liability
Clarification or Post-Closure Modification Request**

Form 4400-237 (R 10/21)

Page 4 of 7

"Lender" liability exemption clarification - s. 292.21, Wis. Stats. [686]

❖ **Include a fee of \$700.**

Provide the following documentation:

- (1) ownership status of the real Property, and/or the personal Property and fixtures;
- (2) an environmental assessment, in accordance with s. 292.21, Wis. Stats.;
- (3) the date the environmental assessment was conducted by the lender;
- (4) the date of the Property acquisition; for foreclosure actions, include a copy of the signed and dated court order confirming the sheriff's sale.
- (5) documentation showing how the Property was acquired and the steps followed under the appropriate state statutes.
- (6) a copy of the Property deed with the correct legal description; and,
- (7) the Lender Liability Exemption Environmental Assessment Tracking Form (Form 4400-196).
- (8) If no sampling was done, please provide reasoning as to why it was **not** conducted. Include this either in the accompanying environmental assessment or as an attachment to this form, and cite language in s. 292.21(1)(c)2., h.-i., Wis. Stats.:
 - h. The collection and analysis of representative samples of soil or other materials in the ground that are suspected of being contaminated based on observations made during a visual inspection of the real Property or based on aerial photographs, or other information available to the lender, including stained or discolored soil or other materials in the ground and including soil or materials in the ground in areas with dead or distressed vegetation. The collection and analysis shall identify contaminants in the soil or other materials in the ground and shall quantify concentrations.
 - i. The collection and analysis of representative samples of unknown wastes or potentially hazardous substances found on the real Property and the determination of concentrations of hazardous waste and hazardous substances found in tanks, drums or other containers or in piles or lagoons on the real Property.

"Representative" liability exemption clarification (e.g. trustees, receivers, etc.) - s. 292.21, Wis. Stats. [686]

❖ **Include a fee of \$700.**

Provide the following documentation:

- (1) ownership status of the Property;
- (2) the date of Property acquisition by the representative;
- (3) the means by which the Property was acquired;
- (4) documentation that the representative has no beneficial interest in any entity that owns, possesses, or controls the Property;
- (5) documentation that the representative has not caused any discharge of a hazardous substance on the Property; and
- (6) a copy of the Property deed with the correct legal description.

Clarification of local governmental unit (LGU) liability exemption at sites with: (select all that apply)

- hazardous substances spills - s. 292.11(9)(e), Wis. Stats. [649];
- Perceived environmental contamination - [649];
- hazardous waste - s. 292.24 (2), Wis. Stats. [649]; and/or
- solid waste - s. 292.23 (2), Wis. Stats. [649].

❖ **Include a fee of \$700, a summary of the environmental liability clarification being requested, and the following:**

- (1) clear supporting documentation showing the acquisition method used, and the steps followed under the appropriate state statute(s).
- (2) current and proposed ownership status of the Property;
- (3) date and means by which the Property was acquired by the LGU, where applicable;
- (4) a map and the ¼, ¼ section location of the Property;
- (5) summary of current uses of the Property;
- (6) intended or potential use(s) of the Property;
- (7) descriptions of other investigations that have taken place on the Property; and
- (8) (for solid waste clarifications) a summary of the license history of the facility.

**Technical Assistance, Environmental Liability
Clarification or Post-Closure Modification Request**

Form 4400-237 (R 10/21)

Page 5 of 7

Section 4. Request for Liability Clarification (cont.)

- Lease liability clarification - s. 292.55, Wis. Stats. [646]
- ❖ **Include a fee of \$700 for a single Property, or \$1400 for multiple Properties and the information listed below:**
 - (1) a copy of the proposed lease;
 - (2) the name of the current owner of the Property and the person who will lease the Property;
 - (3) a description of the lease holder's association with any persons who have possession, control, or caused a discharge of a hazardous substance on the Property;
 - (4) map(s) showing the Property location and any suspected or known sources of contamination detected on the Property;
 - (5) a description of the intended use of the Property by the lease holder, with reference to the maps to indicate which areas will be used. Explain how the use will not interfere with any future investigation or cleanup at the Property; and
 - (6) all reports or investigations (e.g. Phase I and Phase II Environmental Assessments and/or Site Investigation Reports conducted under s. NR 716, Wis. Adm. Code) that identify areas of the Property where a discharge has occurred.

General or other environmental liability clarification - s. 292.55, Wis. Stats. [682] - Explain your request below.

- ❖ **Include a fee of \$700 and an adequate summary of relevant environmental work to date.**

- No Action Required (NAR) - NR 716.05, [682]

- ❖ **Include a fee of \$700.**

Use where an environmental discharge has or has not occurred, and applicant wants a DNR determination that no further assessment or clean-up work is required. Usually this is requested after a Phase I and Phase II environmental assessment has been conducted; the assessment reports should be submitted with this form. This is not a closure letter.

- Clarify the liability associated with a "closed" Property - s. 292.55, Wis. Stats. [682]

- ❖ **Include a fee of \$700.**

- Include a copy of any closure documents if a state agency other than DNR approved the closure.

Use this space or attach additional sheets to provide necessary information, explanations or specific questions to be answered by the DNR.

Requesting the WDNR review the information in the "Summary of Supplemental Site Investigation Activities" letter dated August 1, 2023 and requests a follow-up discussion/summary email to determine future steps at the Property.

Section 5. Request for a Specialized Agreement

Select the type of agreement needed. Include the appropriate draft agreements and supporting materials. Complete Sections 6 and 7 of this form. More information and model draft agreements are available at: dnr.wi.gov/topic/Brownfields/Igu.html#tabx4.

- Tax cancellation agreement - s. 75.105(2)(d), Wis. Stats. [654]
- ❖ **Include a fee of \$700, and the information listed below:**
 - (1) Phase I and II Environmental Site Assessment Reports,
 - (2) a copy of the Property deed with the correct legal description.
- Agreement for assignment of tax foreclosure judgement - s.75.106, Wis. Stats. [666]
- ❖ **Include a fee of \$700, and the information listed below:**
 - (1) Phase I and II Environmental Site Assessment Reports,
 - (2) a copy of the Property deed with the correct legal description.
- Negotiated agreement - Enforceable contract for non-emergency remediation - s. 292.11(7)(d) and (e), Wis. Stats. [630]
- ❖ **Include a fee of \$1400, and the information listed below:**
 - (1) a draft schedule for remediation; and,
 - (2) the name, mailing address, phone and email for each party to the agreement.

Technical Assistance, Environmental Liability
Clarification or Post-Closure Modification Request

Form 4400-237 (R 10/21)

Page 6 of 7

Section 6. Other Information Submitted

Identify all materials that are included with this request.

Send both a paper copy of the signed form and all reports and supporting materials, and an electronic copy of the form and all reports, including Environmental Site Assessment Reports, and supporting materials on a compact disk.

Include one copy of any document from any state agency files that you want the Department to review as part of this request. The person submitting this request is responsible for contacting other state agencies to obtain appropriate reports or information.

Phase I Environmental Site Assessment Report - Date: _____

Phase II Environmental Site Assessment Report - Date: _____

Legal Description of Property (required for all liability requests and specialized agreements)

Map of the Property (required for all liability requests and specialized agreements)

Analytical results of the following sampled media: Select all that apply and include date of collection.

Groundwater Soil Sediment Other medium - Describe: _____

Date of Collection: _____

A copy of the closure letter and submittal materials

Draft tax cancellation agreement

Draft agreement for assignment of tax foreclosure judgment

Other report(s) or information - Describe: "Summary of Supplemental Site Investigation Activities" dated 8/1/23

For Property with newly identified discharges of hazardous substances only: Has a notification of a discharge of a hazardous substance been sent to the DNR as required by s. NR 706.05(1)(b), Wis. Adm. Code?

Yes - Date (if known): _____

No

Note: The Notification for Hazardous Substance Discharge Form - Non-Emergency Only (Form 4400-225) is accessible through the RR Program Submittal Portal application. Directions for using the form and the Submittal Portal application are available on the [Submittal Portal web page](#).

Section 7. Certification by the Person who completed this form

I am the person submitting this request (requester)

I prepared this request for: Ben Collins

Requester Name

I certify that I am familiar with the information submitted on this request, and that the information on and included with this request is true, accurate and complete to the best of my knowledge. I also certify I have the legal authority and the applicant's permission to make this request.



Signature

11/13/23

Date Signed

Senior Hydrogeologist

Title

(608) 628-6278

Telephone Number (include area code)

Technical Assistance, Environmental Liability Clarification or Post-Closure Modification Request

Form 4400-237 (R 10/21)

Page 7 of 7

Section 8. DNR Contacts and Addresses for Request Submittals

Send or deliver one paper copy and one electronic copy on a compact disk of the completed request, supporting materials, and fee to the region where the property is located to the address below. Contact a [DNR regional brownfields specialist](#) with any questions about this form or a specific situation involving a contaminated property. For electronic document submittal requirements see: <http://dnr.wi.gov/files/PDF/pubs/rr/RR690.pdf>.

DNR NORTHERN REGION

Attn: RR Program Assistant
Department of Natural Resources
223 E Steinfest Rd Antigo, WI 54409

DNR NORTHEAST REGION

Attn: RR Program Assistant
Department of Natural Resources
2984 Shawano Avenue
Green Bay WI 54313

DNR SOUTH CENTRAL REGION

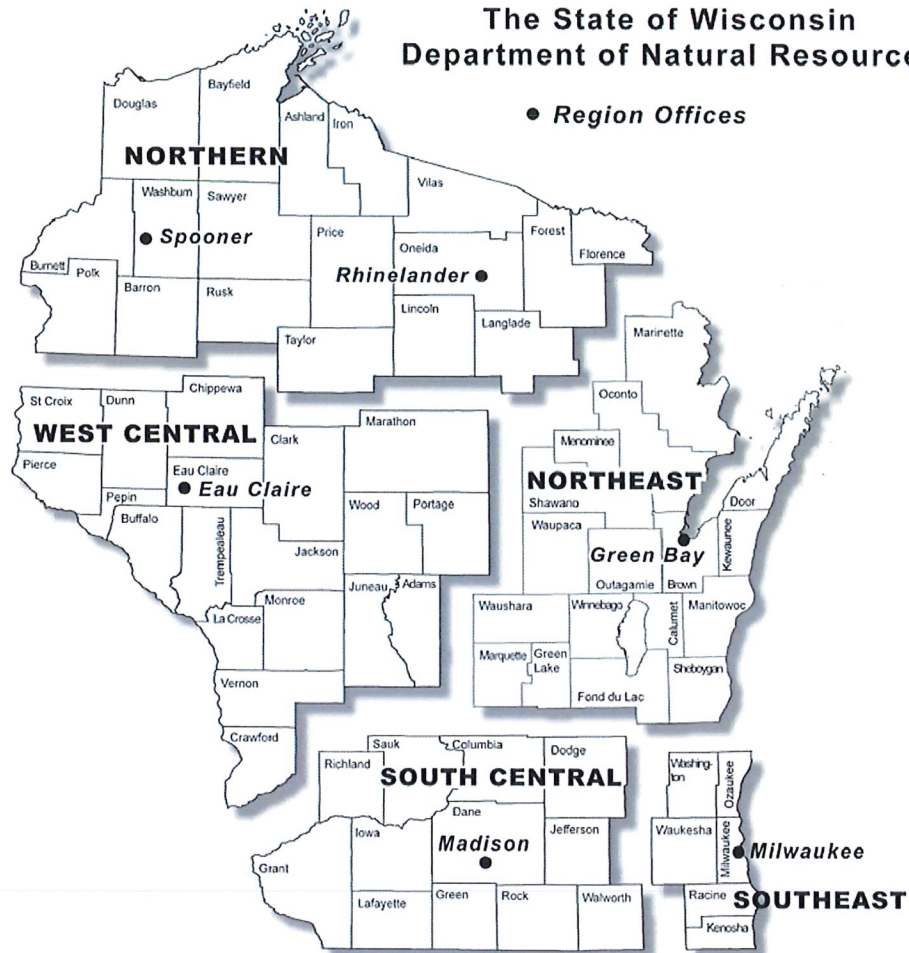
Attn: RR Program Assistant
Department of Natural Resources
3911 Fish Hatchery Road
Fitchburg WI 53711

DNR SOUTHEAST REGION

Attn: RR Program Assistant
Milwaukee DNR Office
1027 West St. Paul Ave
Milwaukee WI 53233

DNR WEST CENTRAL REGION

Attn: RR Program Assistant
Department of Natural Resources
1300 Clairemont Ave.
Eau Claire WI 54702



Note: These are the Remediation and Redevelopment Program's designated regions. Other DNR program regional boundaries may be different.

DNR Use Only			
Date Received	Date Assigned	BRRTS Activity Code	BRRTS No. (if used)
DNR Reviewer		Comments	
Fee Enclosed? <input type="radio"/> Yes <input type="radio"/> No	Fee Amount \$	Date Additional Information Requested	Date Requested for DNR Response Letter
Date Approved	Final Determination		



August 1, 2023

Attention: Mr. John Feeney, PG
Hydrogeologist
Wisconsin Department of Natural Resources
1155 Pilgrim Parkway
Plymouth, Wisconsin 53073
262-416-8643
JohnM.Feeney@Wisconsin.gov

**Reference: Summary of Supplemental Site Investigation Activities – Former City of Cedarburg Power Plant;
W61 N617 Mequon Avenue; Cedarburg, Wisconsin; WDNR BRRTS #03-46-003301 & #02-46-547626, FID #246100800 (Cedarburg CTY Power PLT)**

Dear Mr. Feeney:

The results of recent Supplemental Site Investigation (SSI) activities completed by Stantec Consulting Services Inc. (Stantec) at W61 N617 Mequon Avenue, Cedarburg, Wisconsin (the Property), are presented herein. The Property is composed of one parcel of land (Tax Parcel Identification Number 13-084-03-07-000) totaling approximately 1.35 acres in the northeast $\frac{1}{4}$ of the southeast $\frac{1}{4}$ of Section 27, Township 10 North, Range 21 East, Ozaukee County, Wisconsin as illustrated on **Figure 1**. Overall Property layout is illustrated on **Figure 2**.

BACKGROUND INFORMATION

The Property is currently an open Wisconsin Department of Natural Resources (WDNR) Bureau of Remediation and Redevelopment Tracking System (BRRTs) case due to the presence of chlorinated volatile organic compound (CVOC) and diesel fuel contamination in the soil and groundwater (BRRTS #02-46-547626 and BRRTS #03-46-003301, respectively). Identified contamination is associated with past uses of the Property. The City of Cedarburg operated an electrical power plant at the Property from 1901 until 1984. The original electrical generators utilized steam for driving the turbines. From 1901 until 1929, wood and coal were used to fuel steam production. In 1929, diesel fuel powered electrical generators were installed along with two 20,000-gallon underground storage tanks (USTs) located on the northwest side of the power plant to store diesel fuel. Diesel fuel was used to fuel generators on site until the power plant closure in 1984. The two diesel fuel USTs were reportedly cleaned and abandoned on April 16, 1986 and remain in place at the Property (see approximate location on **Figure 2**).

A 1,000-gallon UST was also present at the Property, located approximately 10 feet north of the diesel USTs (**Figure 2**). This UST was originally used to store gasoline and was later used to store diesel fuel for vehicular use. The UST was also cleaned, removed, and scrapped in April 1986. A closure assessment to document decommissioning of the tank systems was not required at the time these USTs were taken out of service.

In April 1993, Cedarburg Light and Water Commission retained Northern Environmental to sample soil in the vicinity of the closed USTs as part of an environmental assessment and investigate CVOC contamination. A soil sample obtained from soil boring B1 (**Figure 2**) indicated the presence of diesel range organic compounds (DRO) and gasoline range organic compounds (GRO) in the subsurface near the USTs. Borings B2 through B4 were drilled on October 14, 1993, as part of the same investigation. Field screening did not produce evidence of petroleum impacts in soil samples obtained from boreholes B3 and B4. Laboratory analytical results of soil samples collected from borings B1 and B2 indicate that DRO was present in the sample. Three groundwater monitoring wells were installed at B2 through B4 and were sampled for DRO, GRO, polycyclic aromatic hydrocarbon (PAH), and volatile organic compound (VOC) laboratory analysis. CVOCs were the primary contaminant of concern detected in the groundwater sampled on site.

In an unrelated remedial action, Mercury Marine, Incorporated removed polychlorinated biphenyl contaminated sediments from Ruck Pond during 1994. DRO contaminated soils were discovered in stream bank excavations

at the Property (see **Figure 2** for sediment sample locations). The WDNR and Cedarburg Light and Water were notified. Northern Environmental collected soil samples from the excavations to assess the extent of contamination. Excavation soil samples were laboratory analyzed for DRO and petroleum volatile organic compounds. High concentrations of DRO are present beneath the cooling towers on the bank of Ruck Pond. Additional groundwater quality monitoring was performed during January and June 1995. Ground-water samples from MW200 contained trichloroethene (TCE) and tetrachloroethene (PCE) above the WDNR water quality enforcement standard (ES). Low levels of benzene were detected in samples from MW300.

In 1997, a request for case closure was submitted to the WDNR. The WDNR denied the closure request and asked that the source of the chlorinated solvents be identified, and additional groundwater sampling be completed to document groundwater trends. Based on further discussions, the required scope of work included one additional year of quarterly groundwater monitoring. Reportedly, the requested monitoring occurred though documentation could not be located, and the information was not provided to the WDNR.

In April 2012, an on-site meeting occurred with WDNR representatives to discuss the steps needed to close this case. During the meeting, the WDNR reiterated the need to identify the source of chlorinated solvent contamination and requested two separate groundwater sampling events be performed on a quarterly basis. Shortly after the meeting, Stantec implemented the desired activities requested by the WDNR. A subsequent meeting was held between Stantec and the WDNR in May 2018 in which the WDNR requested the following:

- 1) Submittal of a site investigation workplan
- 2) History of the site, previous discharges, and uses of contaminants on the Property including USTs and potential solvent use/discharges
- 3) Evaluation of environmental media affected or potentially affected by contamination including vapor screening
- 4) Potential or known impacts to receptors

During 2022, steps were taken to implement a SSI to address these requests. The results of the SSI are presented below.

INVESTIGATION METHODS

Soil

On August 22-23, 2022, Probe Technologies, Incorporated (Probe Tech) advanced eight soil borings, SB-1 through SB-8 using direct-push dual-tube track-mounted Geoprobe® drilling equipment. In addition, Stantec advanced two borings, HA-1 and HA-2, using a hand auger. Soil samples were collected continuously from each boring, from the ground surface to a maximum depth of 16 feet below ground surface (ft bgs; bedrock refusal). Soil boring locations are illustrated on **Figure 2**. Soil boring logs describing the lithology and other field observations are included in **Appendix A**.

Each soil sampling interval was divided into two aliquots; one used for field screening, and one used for potential submittal to a laboratory for chemical analysis. The laboratory aliquot for each soil sample was immediately placed in laboratory provided containers, sealed, and placed in a cooler with ice. The other portion of each sample was placed into plastic Ziploc® bags and used to field screen for the presence of VOCs using a photoionization detector (PID) equipped with an 11.7 electron-volt lamp and calibrated to 100 parts per million isobutylene standard. All non-disposable soil sampling equipment was washed with a detergent solution and double-rinsed with distilled water before and after each soil sample was collected to prevent sample cross-contamination. The PID measurements are included on the soil boring logs presented in **Appendix A**.

One soil sample was containerized from each borehole for possible VOC and/or PAH laboratory analysis. All soil borings were immediately abandoned following sampling by filling the boreholes with bentonite chips, except for boreholes further drilled to install monitoring wells in accordance with ch. NR 141 Wisconsin Administrative Code (WAC) standards. Borehole abandonment forms are included in **Appendix A**.

Groundwater

Between September 12 and 13, 2022 Horizon Construction and Exploration (Horizon) installed three permanent groundwater monitoring wells (MW-1 through MW-3) at the Property. Given that the presence of bedrock previously resulted in borehole refusal, roto-sonic drilling techniques were used to install the wells per ch. NR 141 WAC standards. Following advancement, a 0.01-inch slotted 10-foot screened schedule 40 polyvinyl chloride (PVC) 2-inch-diameter well was lowered into each borehole. The monitoring wells were

installed at maximum depths ranging between 18.5 and 22.5 ft bgs such that the 10-foot screens were positioned to intersect the water table. A washed silica sand pack was placed in the annular space from the bottom of the boring to a height of 1.5 to 2 feet above the top of the well screen. Bentonite chips were then placed in the annular space above the sand pack and allowed to hydrate in place. The PVC risers were sealed using an unvented expandable locking plug. The wells were completed with surface flush-mount covers consisting of a steel curb box with a bolt-down lid over the riser casing and secured with a neat cement seal. Upon completion of the well installations, Stantec personnel developed the wells using a disposable polyethylene bailer and/or peristaltic pump. Well construction and development forms are included in **Appendix A**. Following development, groundwater samples were collected from the monitoring wells and analyzed for PAHs, VOCs, and Per- and polyfluoroalkyl substances (PFAS).

Vapor

On August 24, 2022, Stantec personnel installed two sub-slab soil vapor sampling points (SS-1 and SS-2) using a hammer drill. The two sub-slab soil vapor points were installed in concurrence with two indoor air samples and an outdoor ambient air sample outside the building (upgradient from the wind direction during the day of sampling). A 5/8-inch diameter drill bit was used to fully penetrate the concrete floor and allow for sub-slab VaporPin® installation. The VaporPin® was fitted with a stainless-steel sealable hose barb to allow for sample collection. After vapor point installation and prior to sampling, Stantec personnel performed a “water dam” to measure if a leak exists between the seal of the vapor point and concrete. This process included a small enclosure (a short section of a 2-inch PVC pipe, for instance) was sealed to the floor around the sub-slab vapor probe and filled with water and if the water placed in the casing maintains a constant level, the test confirms that no leaks are present in the vapor sample probe.

After successfully completing the two quality control checks, Stantec personnel collected sub-slab soil vapor samples using 6-liter Summa canisters provided by Eurofins TestAmerica (TestAmerica), each equipped with a 30-minute air flow controller (200 milliliters per minute [mL/min]). The indoor air and ambient air samples were placed at “standard” breathing height (three to five feet above ground surface) and used 6-liter Summa canisters provided by TestAmerica, each equipped with an 8-hour air flow controller. The Summa™ canister’s valve was closed and sampling ceased when a vacuum of between 3 to 5 inches of mercury remained inside the canister. After completion of sample collection, the hose barb was removed from each vapor point and replaced with a flush mounted cap, allowing all installed vapor points to remain in place flush with the concrete floor surface. The soil vapor samples were shipped to TestAmerica in Knoxville, Tennessee (Wisconsin State Program certified, identification number 998044300) under chain-of-custody protocol to be analyzed for VOCs using United States Environmental Protection Agency (EPA) Method TO-15. The locations of the sub-slab vapor points are provided on **Figure 2**.

APPLICABLE CLEAN-UP CRITERIA

Soil. Procedures for establishing soil clean-up standards applicable to sites in Wisconsin with documented soil impacts are specified in ch. NR 720 WAC (WDNR, 2013). The most current revisions to ch. NR 720 WAC were completed during December 2018 (WDNR, 2018b) and will be used in the evaluation of the analytical results. Soil clean-up standards depend in part on current and anticipated future land use. The Property is institutionally, and public service zoned, and future anticipated use will be the same (commercial). Therefore, the non-industrial classification was used to conservatively assess clean-up criteria for the Property.

RCLs are numerical soil clean-up standards that are calculated for a minimum of two exposure pathways – direct contact by humans with exposed soil and leaching of contaminants from soil into groundwater. A variety of methods may be used to calculate RCLs, subject to WDNR approval. The approach used for the Property was to use a RCL spreadsheet developed by the WDNR’s Remediation and Redevelopment Program staff for use by consultants. The spreadsheet (WDNR, 2018b) is updated periodically by WDNR staff and utilizes toxicity information maintained by the EPA. The RCLs used for this investigation are summarized on **Table 1**.

Groundwater. Public health-related groundwater quality standards are set forth by ch. NR 140 WAC. Standards are listed for substances of public health concern (defined as substances having carcinogenic, mutagenic, or teratogenic properties or interactive effects) and substances of public welfare concern (defined as having a negative aesthetic value but with little threat to human health). Two levels of standards are listed: preventive action limit (PAL) and ES. The ES represents a concentration above which action generally must be taken to improve the quality of groundwater. The PAL represents a lower concentration (usually 10 to 20 percent of the ES) above which groundwater quality should be monitored. PAL and ES values relevant to constituents evaluated in groundwater samples collected at the Property are summarized on **Table 2** and represent the values included in the ch. NR 140 WAC published in June 2021 (WDNR, 2021a)

On November 6, 2020, as part of the rulemaking process associated with updating ch. NR 140 WAC, the Wisconsin Department of Health Services (WDHS) proposed individual groundwater standards for twelve PFAS and combined groundwater standards for six PFAS compounds. The combined groundwater standards include the following PFAS compounds:

- N-ethyl perfluorooctane sulfonamidothanol (NEtFOSE)
- (E) N-ethyl perfluorooctane sulfonamide (NEtFOSA)
- N-Ethyl perfluorooctanesulfonamidoacetic acid (NEtFOSAA)
- Perfluorooctanesulfonamide (PFOSA)
- Perfluoro-n-Octanoic Acid (PFOA)
- Perfluorooctane Sulfonate (PFOS)

Although these proposed standards are not yet promulgated, Stantec compared groundwater analytical results to the WDHS proposed groundwater standards. The proposed PAL and proposed ES values relevant to constituents evaluated in groundwater samples collected at the Property are summarized on **Table 2**.

Vapor. Stantec compared the sub-slab vapor analytical results to calculated screening levels for sub-slab vapor to indoor air in accordance with the guidelines presented in the WDNR guidance entitled “Addressing Vapor Intrusion at Remediation & Redevelopment Sites in Wisconsin” dated December 2010 and updated January 2018 (WDNR, 2018a). The WDNR assigned indoor air vapor action levels (VALs) and vapor risk screening levels (VRSLs) based on the EPA Air Screening Levels. The EPA provided updated regional screening level tables in May 2023. These May 2023 screening levels for the Industrial Large Commercial Buildings scenario have been utilized for this evaluation. Applicable VRSLs for contaminants detected during sub-slab vapor sampling at the Property are included on **Table 3**.

ASSESSMENT RESULTS

Physical Setting and Geology/Hydrogeology

The Property is located in the City of Cedarburg and is bound on the west by Cedar Creek, Columbia Road to the south, Mequon Avenue to the east, and the fire department building to the north (**Figures 2** through **4**). An active high voltage electrical substation is present in the area of investigation and several underground utilities cross the area. Due to the presence of the substation and associated high-voltage electrical conduits, a boring proposed to be installed in this area was unable to be advanced.

In general, the Property elevation ranges between approximately 808 and 800 feet above mean sea level (ft amsl). The Property elevation generally slopes slightly downward to the west toward Cedar Creek. Based on topography, surface water on the Property infiltrates unpaved ground surfaces or flows overland to Cedar Creek. Cedar Creek flows south-southeast and discharges into the Milwaukee River approximately two miles southeast of the Property.

Surface material in this area consisted of asphalt or concrete underlain by fill and the Oak Creek Formation, which includes fine textured glacial till, lacustrine clay, silt, sand, and some glaciofluvial sand and gravel (WGNHS, 1984). Unlithified material extended from the ground surface to approximately 11 to 17 ft bgs, where bedrock refusal was encountered. Soil material consisted of sandy gravel, gravelly clay, sandy clay, and black granular fill (2.5-4 ft bgs). Underlying the Oak Creek Formation and fill is dolomite of the Silurian-age Manistique Formation, which is fractured and weathered at the top (WGNHS, 2006). The bedrock observed at the Property had fossils, slightly porous, and yellow/tan. PID measurements of soil samples collected from the boreholes ranged from 0.1 to 87.6 instrument units. Soil with hydrocarbon odor was observed in boring HA-1 (2.5-3 ft bgs). The results of PID screening and other soil descriptions in relation to location and depth, are included in the soil boring logs presented in **Appendix A**.

Groundwater was measured in monitoring wells between 11.8 and 15.0 ft bgs (**Table 4**). Groundwater flow was measured in December 2022 to be toward the east-northeast away from Cedar Creek.

Laboratory Analytical Results - Soil

Soil laboratory analytical reports and chain-of-custody forms are presented in **Appendix B**. Soil laboratory results are summarized in **Table 1**. Discussion of the sample results is provided below.

PAHs (see Table 1) – Three samples were analyzed for PAHs to evaluate soil quality conditions near the former USTs. Various PAH concentrations were reported in soil collected from SB-4 and SB-5. However, none of the reported concentrations exceeded WDNR standards.

VOCs (see Table 1) – Ten samples were analyzed for VOCs to further evaluate the extent of CVOCs in soil. Various VOCs were reported in soil from MW-2, SB-3, and HA-1. However, none of the reported concentrations exceeded WDNR standards.

Laboratory Analytical Results - Groundwater

Groundwater laboratory analytical reports and chain-of-custody forms are presented in **Appendix B**. Groundwater laboratory results are summarized in **Table 2** and **Table 5**. Discussion of the sample results is provided below.

PAHs (see Table 2) – Two samples were analyzed for PAHs to evaluate groundwater quality conditions near the former USTs. Various PAH concentrations were reported in groundwater collected from soil collected from MW200. However, none of the reported concentrations exceeded WDNR standards.

VOCs (see Table 2) – Eight samples were analyzed for VOCs due to proximity to reported CVOC contamination and/or former USTs. PCE and TCE were detected at concentrations exceeding the ch. NR 140 WAC PAL at MW200. PCE and TCE have been reported in this well during previous sampling events spanning back to 1993. However, the reported concentrations during both September and December only exceeded the PAL. Chloroform was detected above the ch. NR 140 WAC PAL at MW-1 during the September 2022 round of sampling with a J flag (compound detected between the limit of detection and limit of quantification), but not detected above the laboratory reporting limit in December 2022. Chloroform is assumed to be a lab contaminant.

No other VOCs were detected at concentrations exceeding their respective PALs.

PFAs (see Table 2) – Four samples were analyzed for PFAs to determine if emerging contaminants may be present at the Property. PFAS were detected above the proposed ch. NR 140 WAC ES and PAL at MW200 (December 2022), MW400 (September and December 2022), and MW1 (December 2022). Wells MW2 and MW3 have not yet been sampled for PFAS.

Laboratory Analytical Results - Vapor

Vapor laboratory analytical reports and chain-of-custody forms are presented in **Appendix B**. Vapor laboratory results are summarized in **Table 3**. Discussion of the sample results is provided below.

VOCs (see Table 3) – Two sub-slab samples were collected in concurrence with two indoor air samples at breathing height and an outdoor ambient air sample outside the building (upgradient from the wind direction during the day of sampling). PCE was detected above its respective residential VRSL at SS-2, on the northwestern corner of the building. The building is currently zoned commercial, and the intention is for the building to remain commercial. The associated indoor air sample near SS-2 (sample IA-2) did not detect PCE or other VOCs above their respective standards. The results of remaining sub-slab, indoor air, and ambient air samples were below applicable vapor standards.

MUNICIPAL WELL #1

A high-capacity municipal water supply well (Cedarburg Well #1) is present approximately 200 feet north of the Property. The geologic and construction log for this well are presented in **Appendix C**. Based on well logs and construction information, this well is cased with 10-inch steel casing to 718 ft bgs. The casing extends through the Silurian-age formations and underlying Ordovician-age Maquoketa Shale formation (approximately 200 feet thick). The well produces water from the underlying dolomite and sandstones. The total depth of the well is 1,210 ft bgs.

Well construction and depth, and the presence of approximately 200 feet of low permeability shale should inhibit contaminants from the Property from impacting this well. The City of Cedarburg periodically monitors the water quality in this well as required by the Safe Drinking Water Act. The water quality monitoring results for 2019 and 2022 for this well are included in Appendix C. Chlorinated solvents, including TCE and PCE, were not detected in samples from this well. In addition, PFAS have also been sampled and detected below the Recommended Public Health Groundwater Standard or Health Advisory Levels in 2022.

CONCLUSIONS AND RECOMMENDATIONS

Based on the results of the SSI, the extent of VOC and PAH contamination in soil and groundwater has been sufficiently defined and relatively isolated to the former identified source areas on-site. However, PFAS have been detected above the ch. NR140 WAC ES at three wells along the western portion of the Property. Based on the results of historic site investigation activities and subsequent monitoring results, Stantec, on behalf of the Cedarburg Light & Water Utility, requests the WDNR review the information and requests a follow-up discussion to determine future steps at the Property.

LIMITATIONS

The conclusions in the Report are Stantec's professional opinion, as of the time of the Report, and concerning the scope described in the Report. The opinions in the document are based on conditions and information existing at the time the document was published and do not take into account any subsequent changes. The Report relates solely to the specific project for which Stantec was retained and the stated purpose for which the Report was prepared. The Report is not to be used or relied on for any variation or extension of the project, or for any other project or purpose, and any unauthorized use or reliance is at the recipient's own risk.

Stantec has assumed all information received from the Client and third parties in the preparation of the Report to be correct. While Stantec has exercised a customary level of judgment or due diligence in the use of such information, Stantec assumes no responsibility for the consequences of any error or omission contained therein.

This Report is intended solely for use by the Client in accordance with Stantec's contract with the Client. While the Report may be provided to applicable authorities having jurisdiction and others for whom the Client is responsible, Stantec does not warrant the services to any third party. The report may not be relied upon by any other party without the express written consent of Stantec, which may be withheld at Stantec's discretion.

Regards,

STANTEC CONSULTING SERVICES INC.



Erin Gross, P.G.
Senior Hydrogeologist
Phone: (608) 628-6278
Email: erin.gross@stantec.com

STANTEC CONSULTING SERVICES INC.



Stu Gross, P.G.
BC1937 Practice Lead/Senior Project Manager
Phone: (262) 643-9159
Email: stu.gross@stantec.com

- Attachments:
- Table 1 – Soil Summary of Laboratory Detection Results
 - Table 2 – Groundwater Summary Laboratory Detection Results
 - Table 3 – Sub-Slab, Indoor Ambient Air, & Outdoor Ambient Air Quality Laboratory Results
 - Table 4 – Water Table Data
 - Table 5 – Groundwater Sample Field Parameters

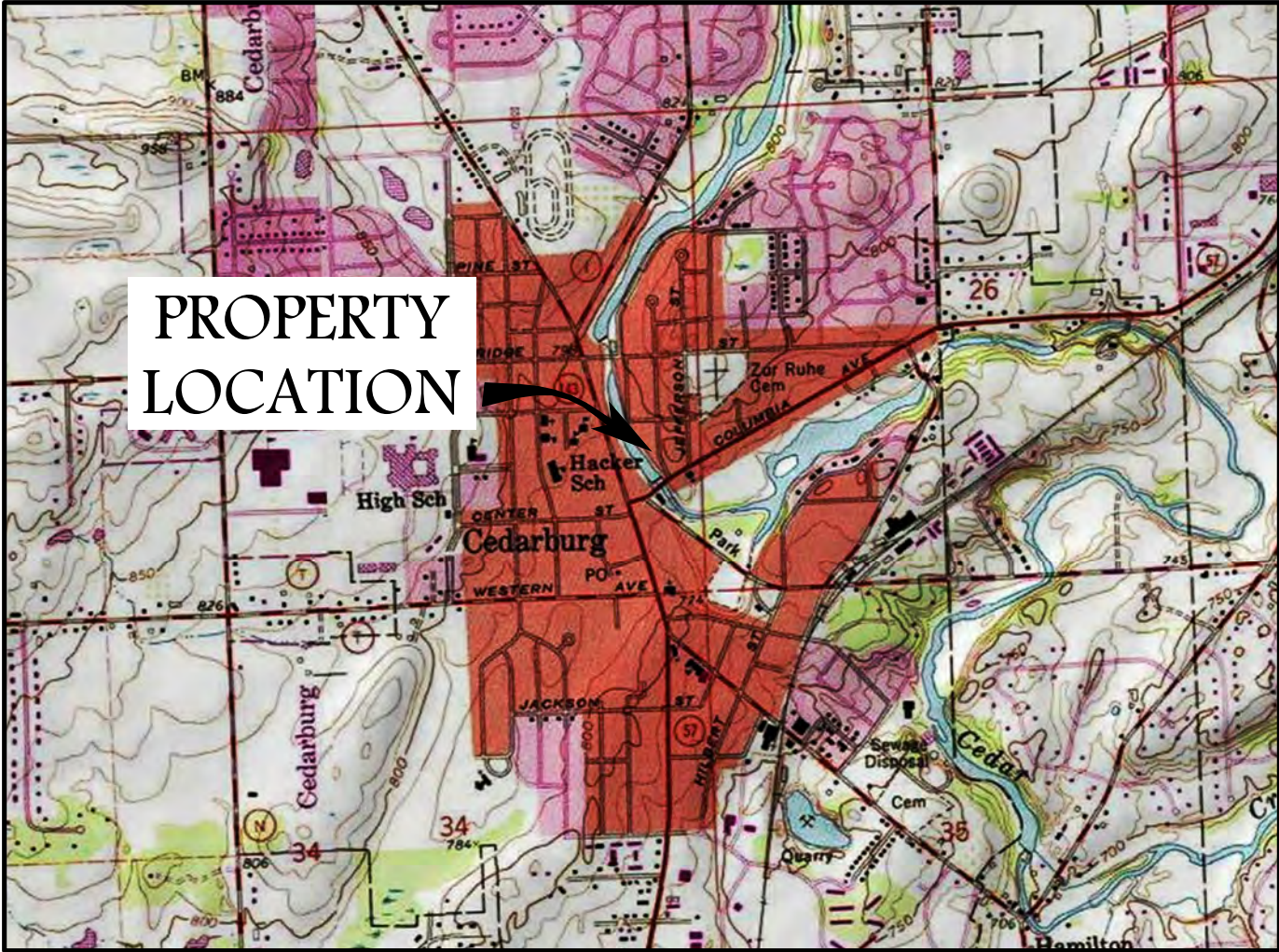
 - Figure 1 – Property Location and Local Topography
 - Figure 2 – Property Layout and Environmental Investigation Locations
 - Figure 3 – General Extent of Shallow Groundwater Contamination
 - Figure 4 – Groundwater Table Elevation Map (December 2022)

 - Appendix A – WNDR Borehole Logs, Well Construction, and Abandonment Forms
 - Appendix B – Laboratory Analysis Reports and Chain-of-Custody
 - Appendix C – Municipal Well #1 Information

REFERENCES

- Department of Administration (DOA, 2021), Administrative Rules: Fiscal Estimate & Economic Impact Analysis, DOA-2049 (R09/2016), Section 1.3.6 – Power Plants, September 14, 2021, accessed May 10, 2023: <https://dnr.wisconsin.gov/sites/default/files/topic/Rules/WY2319FiscalEstimate2.pdf>
- WDNR, 2013, Department of Natural Resources, Chapter NR 720, Soil Cleanup Standards, Register November 2013, No. 695.
- WDNR, 2018a, Wisconsin Department of Natural Resources, “Addressing Vapor Intrusion at Remediation & Redevelopment Sites in Wisconsin, Wis. Stat. ch. 292; Wis. Admin. Code ch. NR 700, RR-800, January 2018.
- WDNR, 2018b, Wisconsin Department of Natural Resources, “RR Program’s RCL Spreadsheet Update”, DNR-RR-052h, December 2018.
- WDNR, 2021a, Chapter NR 140 Groundwater Quality, Register June 2021 No. 786.
- Wisconsin Geological and Natural History Survey (WGNHS), Bedrock Stratigraphic Units in Wisconsin, WOFR2006-06LG, ISSN 1058-1413, Published 2006.
- Wisconsin Geologic and Natural History Survey (WGNHS), Ground-Water Resources and Geology of Washington and Ozaukee Counties, Wisconsin, Information Circular number 8, 1980.

FIGURES



**PROPERTY
LOCATION**

SCALE IN FEET

1" = 2000'



CONTOUR INTERVAL 10 FEET
NATIONAL GEODETIC VERTICAL DATUM OF 1929



QUADRANGLE LOCATION

BASE MAP SOURCE: USGS 7.5 MINUTE QUADRANGLE, CEDARBURG, WISCONSIN, 1994 (NATIONAL GEOGRAPHIC HOLDINGS, INC.)



12080 CORPORATE PARKWAY, SUITE 200
MEQUON, WISCONSIN, 53092
Phone: 262-241-4466

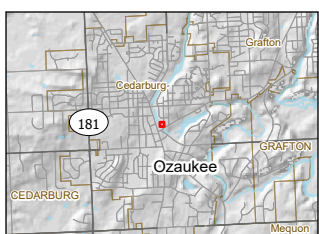
**PROPERTY LOCATION
& LOCAL TOPOGRAPHY**

**FORMER CEDARBURG POWER PLANT
CEDARBURG, WISCONSIN**

This drawing and all information contained therein is the property of Stantec. Stantec will not be held liable for improper or incorrect usage. Professional seals and signatures do not apply to electronic drawing files. The user assumes all responsibility and risk for the accuracy and verification of all information contained in electronic files.

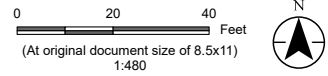
DATE: 05/01/2023	DRAWN BY: AJ S	REVISED: ENG	PROJECT NUMBER: 193709024	FIGURE 1
------------------	----------------	--------------	---------------------------	----------

V:\1937\active\19370902\403_data\gis_cad\gis\mxd\SiteInvestigation\193709024_CedarburgPowerPlant_SiteInvestigation.aprx Revised: 2023-05-03 By: scasagrand



Notes
 1. Coordinate System: NAD 1983 StatePlane Wisconsin South FIPS 4803 Feet
 2. Data Sources: Stantec, Northern Environmental, SCO, WisDOT, WDNR
 3. Background: Esri World Imagery

- Legend**
- Property Boundary
 - Surface Water Flow Direction
 - Former Soil Boring (Northern Environmental, 1994)
 - Former Stream Bank Sampling (Northern Environmental, 1995)
 - Hand Auger Location (Stantec, 2012)
 - Ambient Air Sample (Stantec, 2022)
 - Indoor Air Sample (Stantec, 2022)
 - Soil Boring (Stantec, 2022)
 - Sub-Slab Vapor Point (Stantec, 2022)
 - Formerly Installed Monitoring Well (Northern Environmental, 1993-1994)*
 - Monitoring Well (Stantec, 2022)
 - Former location of underground storage tank (UST)
- *MW500 (B5) has previously been abandoned*



Project Location
 T10N, R21E, S27
 City of Cedarburg, Ozaukee Co., WI

Prepared by SC on 2023-05-03
TR by JS on 2023-05-03
IR by EG on 2023-05-03

Client/Project
 Cedarburg Light & Water Utility
 Cedarburg Power Plant Property
 Site Investigation

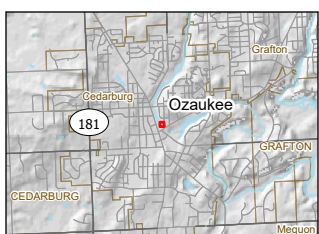
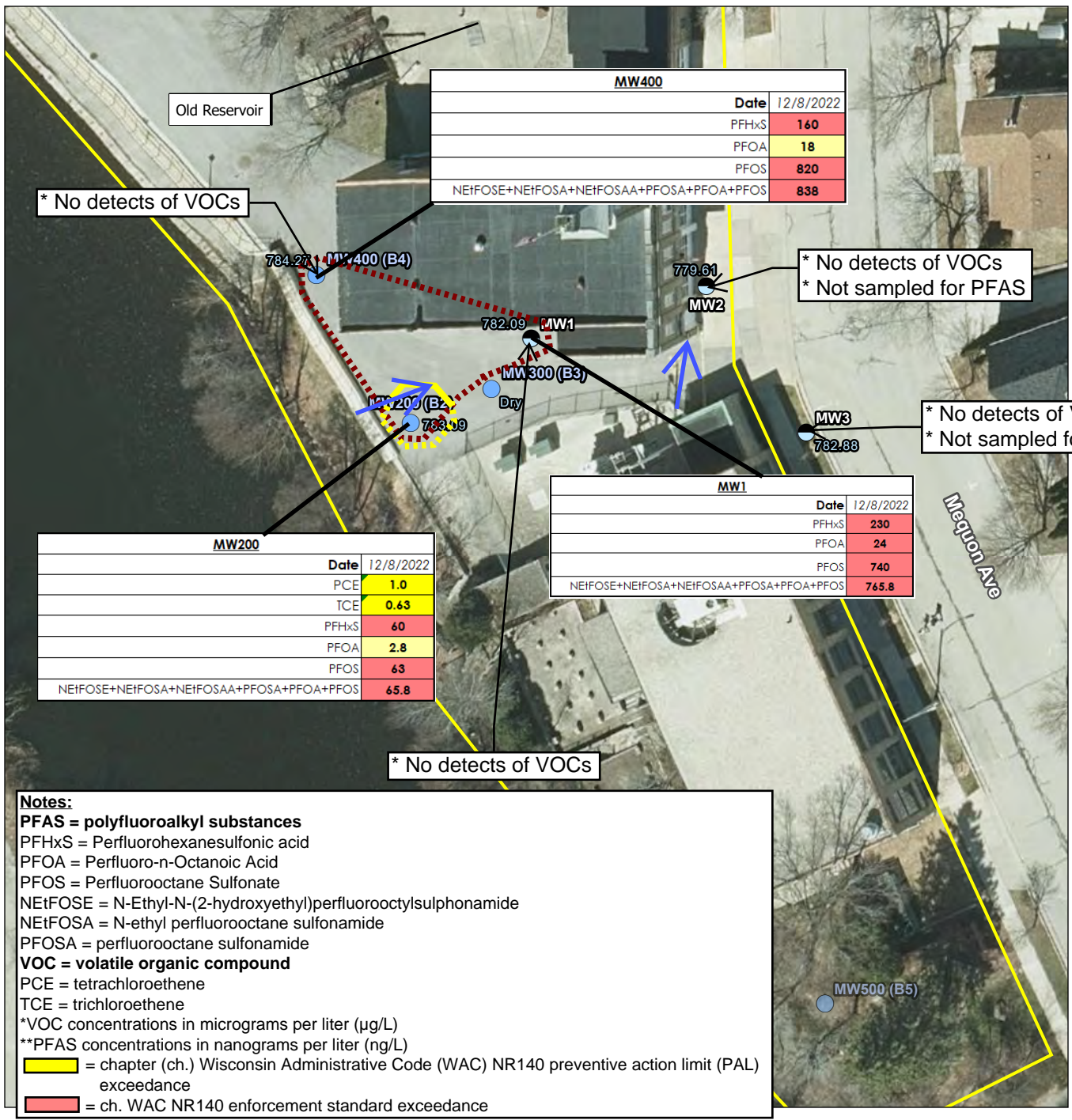
193709024

Figure No.
 2

Title
Property Layout and Environmental Investigation Locations

Disclaimer: This document has been prepared based on information provided by others as cited in the Notes section. Stantec has not verified the accuracy and/or completeness of this information and shall not be responsible for any errors or omissions which may be incorporated herein as a result. Stantec assumes no responsibility for data supplied in electronic format, and the recipient accepts full responsibility for verifying the accuracy and completeness of the data.

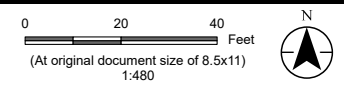
V:\1937\active\19370902\403_data\gis_cad\gis\mxds\SiteInvestigation\193709024_CedarburgPowerPlant_SiteInvestigation.aprx Revised: 2023-04-25 By: scasagrand



Legend

- Property Boundary
- Formerly Installed Monitoring Well (Northern Environmental, 1993-1994)*
- Monitoring Well (Stantec, 2022)

*MW500 (B5) has previously been abandoned



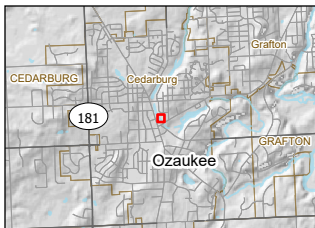
Project Location Prepared by SC on 2023-04-25
 T10N, R21E, S27 TR by XX on 2023-04-25
 City of Cedarburg, Ozaukee Co., WI IR by XX on 2023-04-25

Client/Project 193709024
 Cedarburg Light & Water Utility
 Cedarburg Power Plant Property
 Site Investigation

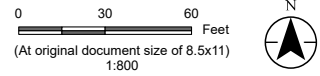
Figure No.
3

Title
General Extent of Shallow Groundwater Contamination

V:\1937\active\193709024\03_data\gis_cad\gis\mxds\SiteInvestigation\193709024_CedarburgPowerPlant_SiteInvestigation.aprx Revised: 2023-01-04 By: scasagrand



- Legend**
- Property Boundary
 - Formerly Installed Monitoring Well (Northern Environmental, 1993-1994)
 - Monitoring Well (Stantec, 2022)
 - Groundwater Elevation Contour (ft amsl)
 - ➔ Inferred Groundwater Flow Direction measured on December 8, 2022



Project Location T10N, R21E, S27 City of Cedarburg, Ozaukee Co., WI
Prepared by SNC on 2022-12-12
 TR by JS on 2022-12-12
 IR by EG on 2023-01-03

Client/Project Cedarburg Light & Water Utility Cedarburg Power Plant Property Site Investigation
 193709024

Figure No. 4

Title
Groundwater Table Elevation Map (December 2022)

Notes
 1. Coordinate System: NAD 1983 StatePlane Wisconsin South FIPS 4803 Feet
 2. Data Sources: Stantec, Northern Environmental, SCO, WisDOT, WDNR
 3. Background: Esri World Imagery

* ft amsl = feet above mean sea level
 ** MW500 (B5) has previously been abandoned

TABLES

Table 1 - Soil Summary Laboratory Detection Results
 Cedarburg Light Utility - W61 N617 N Mequon Ave, Cedarburg, Wisconsin

Sample Location		MW-1	MW-3	MW-2	SB-1	SB-2	SB-3	SB-4	SB-5	HA-1	HA-2			
Sample Date		08/22/22	08/22/22	08/22/22	08/23/22	08/23/22	08/23/22	08/23/22	08/23/22	08/23/22	08/23/22			
Sample ID		MW-1 (8-10)	MW-3 (2-4)	MW-2 (8-10)	SB-1 (0-2)	SB-2 (2-4)	SB-3 (0-2)	SB-4 (2-4)	SB-5 (2-4)	HA-1 (2.5-3.0)	HA-2 (2.5-4.5)			
Sample Depth (ft)		8-10	2-4	8-10	0-2	2-4	0-2	2-4	2-4	2.5-3.0	2.5-4.5			
Sample Type and USCS Classification		Units	Wisconsin DC- NI RCL	Wisconsin DC- I RCL	Wisconsin GW RCL									
Volatile Organic Compounds (EPA Method 8260B)														
1,2,4-Trimethylbenzene	mg/kg	219	219	1.3787	<0.026	<0.023	<0.023	<0.019	<0.027	<0.021	<0.026	<0.021	<0.020	<0.022
1,2,3-Trichloropropane	mg/kg	0.0051	0.109	0.0519	<0.030	<0.027	<0.027	<0.022	<0.031	<0.024	<0.030	<0.024	<0.023	<0.025
1,3,5-Trimethylbenzene	mg/kg	219	219	1.3787	<0.027	<0.025	<0.025	<0.020	<0.029	<0.022	<0.028	<0.022	<0.022	<0.023
Benzene	mg/kg	1.6	7.07	0.0051	<0.010	<0.0095	<0.0095	<0.0077	<0.011	<0.0084	<0.011	<0.0086	<0.0083	<0.0088
Ethylbenzene	mg/kg	8.02	35.4	1.57	<0.013	<0.012	<0.012	<0.0096	<0.014	<0.011	<0.013	<0.011	<0.010	<0.011
Isopropylbenzene	mg/kg	NE	NE	NE	<0.027	<0.025	<0.025	<0.020	<0.029	<0.022	<0.028	<0.023	<0.022	<0.023
Methylene Chloride	mg/kg	61.8	1,150	0.0026	<0.12	<0.110	<0.110	<0.086	<0.120	<0.094	<0.120	<0.096	<0.092	<0.098
Naphthalene	mg/kg	5.52	24.1	0.6582	<0.024	<0.022	<0.022	<0.018	<0.025	0.024 J	<0.025	<0.020	<0.019	<0.020
n-Butylbenzene	mg/kg	108	108	NE	<0.028	<0.025	<0.025	<0.020	<0.029	<0.022	<0.029	<0.023	0.056 J	<0.023
N-Propylbenzene	mg/kg	264	264	NE	<0.030	<0.027	<0.027	<0.022	<0.031	<0.024	<0.030	<0.024	<0.023	<0.025
p-Isopropyltoluene	mg/kg	162	162	NE	<0.026	<0.024	<0.024	<0.019	<0.027	<0.021	<0.027	<0.021	<0.021	<0.022
sec-Butylbenzene	mg/kg	145	145	NE	<0.028	<0.026	<0.026	<0.021	<0.030	<0.023	<0.029	<0.023	0.023 J	<0.024
Tetrachloroethene (PCE)	mg/kg	33	145	0.0045	<0.026	<0.024	<0.024	<0.019	<0.028	<0.021	<0.027	<0.022	<0.021	<0.022
Toluene	mg/kg	818	818	1.1072	<0.011	<0.0096	0.010 J	<0.0077	<0.011	0.014	<0.011	<0.0086	<0.0083	<0.0089
Trichloroethene (TCE)	mg/kg	1.3	8.41	0.0036	<0.012	<0.011	<0.011	<0.0086	<0.012	<0.0095	<0.012	<0.0096	<0.0093	<0.0099
Xylenes, Total	mg/kg	260	260	3.96	<0.016	<0.014	<0.014	<0.012	<0.017	0.016 J	<0.016	<0.013	<0.012	<0.013
Polycyclic Aromatic Hydrocarbons (EPA Method 8270D)														
1-Methylnaphthalene	mg/kg	17.6	72.7	NE	<0.0094	--	--	--	--	--	<0.015	0.023 J	--	--
2-Methylnaphthalene	mg/kg	239	3,010	NE	<0.00771	--	--	--	--	--	0.014 J	0.038 J	--	--
Acenaphthene	mg/kg	3,590	45,200	NE	<0.0069	--	--	--	--	--	<0.011	<0.0063	--	--
Acenaphthylene	mg/kg	NE	NE	NE	<0.0051	--	--	--	--	--	<0.0080	0.020 J	--	--
Anthracene	mg/kg	17,900	100,00	196.949	<0.0064	--	--	--	--	--	<0.010	0.022 J	--	--
Benzo[a]anthracene	mg/kg	1.14	20.8	NE	<0.0052	--	--	--	--	--	0.021 J	0.100	--	--
Benzo[a]pyrene	mg/kg	0.115	2.11	0.47	<0.0074	--	--	--	--	--	0.028 J	0.130	--	--
Benzo[b]fluoranthene	mg/kg	1.15	21.1	0.4781	<0.0083	--	--	--	--	--	0.044 J	0.190	--	--
Benzo[g,h,i]perylene	mg/kg	NE	NE	NE	<0.012	--	--	--	--	--	<0.019	0.064	--	--
Benzo[k]fluoranthene	mg/kg	11.5	211	NE	<0.011	--	--	--	--	--	<0.018	0.069	--	--
Chrysene	mg/kg	115	2,110	NE	<0.010	--	--	--	--	--	0.029 J	0.120	--	--
Dibenz(a,h)anthracene	mg/kg	0.115	2.11	0.1442	<0.0074	--	--	--	--	--	<0.012	0.017 J	--	--
Fluoranthene	mg/kg	2,390	30,100	88.877	<0.0071	--	--	--	--	--	0.039 J	0.170	--	--
Fluorene	mg/kg	2,390	30,100	14.282	<0.0054	--	--	--	--	--	<0.0085	0.005 J	--	--
Indeno[1,2,3-cd]pyrene	mg/kg	1.15	21.1	NE	<0.010	--	--	--	--	--	<0.016	0.054	--	--
Naphthalene	mg/kg	5.52	24.1	0.6582	<0.0059	--	--	--	--	--	<0.0093	0.019 J	--	--
Phenanthrene	mg/kg	NE	NE	NE	<0.0054	--	--	--	--	--	0.021 J	0.060 J	--	--
Pyrene	mg/kg	1,790	22,600	54.545	<0.0076	--	--	--	--	--	0.040 J	0.200	--	--

Notes:

WDNR soil RCL Summary table (December 2018) used to establish RCLs for GW protection and direct contact

<x = compound not detected to a detection limit fo x

DC-NI = WDNR Non-Industrial RCL for direct contact risk

DC - I = WDNR Industrial RCL for direct contact risk

GW RCL = WDNR RCL for protection of groundwater

NE = not established by WAC (Wis. Adm. Code) or WDNR Soil RCL Summary Table

-- = attribute not analyzed and/or not applicable

mg/kg = miligram per kilogram

	= exceeds NR 720, WDNR RCL for Non-Industrial direct contact
	= exceeds NR 720, WDNR RCL for Industrial direct contact
	= exceeds NR 720, WDNR RCL for Protection of Groundwater
	= Less than laboratory detection level but exceeds NR 720, WDNR RCL for Non-Industrial direct contact
	= Less than laboratory detection level but exceeds NR 720, WDNR RCL for Protection of Groundwater

Table 2 - Groundwater Summary Laboratory Detection Results
Cedarburg Light Utility - W61 N617 N Mequon Ave, Cedarburg, Wisconsin

Detected Constituents	Units	WAC NR 140, Public Health Groundwater Quality Standard, ES	WAC NR 140, Public Health Groundwater Quality Standard, PAL	MW1		MW2	MW3	MW200														
				9/12/2022	12/8/2022	9/13/2022	9/13/2022	10/28/93	01/13/94	01/18/95	06/08/95	03/21/96	06/10/96	09/13/96	12/6/1996	12/19/97	03/25/99	5/10/2012	8/27/2012	8/22/2022	12/8/2022	
Lead	µg/L	15	1.5	--	--	--	--	17	22	4	<1	--	--	--	--	--	--	--	--	--	--	--
DRO	µg/L	NS	NS	--	--	--	--	720	<5.0	2000	810	510	270	350	400	--	--	--	--	--	--	--
GRO	µg/L	NS	NS	--	--	--	--	110	<10.0	28	--	--	--	--	--	<100	--	--	--	--	--	--
1,1,1-Trichloroethane	µg/L	200	40	<0.38	<0.38	<0.38	<0.38	<0.2	<0.2	4.9	2.9	0.65	2.8	0.97	1.1	<0.97	1.4	<0.20	<0.20	<0.38	<0.38	
1,1-Dichloroethane	µg/L	850	85	<0.41	<0.41	<0.41	<0.41	7.4	3.6	4.9	6.6	4.1	5.9	4.7	4.5	3	3.2	0.95 J	<0.19	0.82 J	0.50 J	
1,2-Dibromoethane (EDB)	µg/L	0.05	0.005	<0.39	<0.39	<0.39	<0.39	<0.08	<0.08	<0.08	<0.08	<0.08	0.14	0.16	<0.08	<0.048	<0.24	<0.36	<0.36	<0.39	<0.39	
1,2-Dichlorobenzene	µg/L	600	60	<0.33	<0.33	<0.33	<0.33	<1.0	1.6	0.19	33	0.69	0.43	0.93	NA	<0.24	<0.28	0.51 J	0.91 J	<0.33	<0.33	
1,2,4-Trimethylbenzene	µg/L	480	96	<0.36	<0.36	<0.36	<0.36	--	--	--	--	--	--	--	--	--	--	--	--	<0.36	<0.36	
Benzene	µg/L	5	0.5	<0.15	<0.15	<0.15	<0.15	<0.6	<0.6	<2.0	0.28	0.28	0.27	0.48	<0.26	<0.21	<0.25	<0.074	<0.074	0.28 J	0.17 J	
Dichlorobromomethane	µg/L	60	6	0.63 J	<0.37	<0.49	<0.37	--	--	--	--	--	--	--	--	--	--	--	--	<0.37	<0.37	
Chloroform	µg/L	6	0.6	1.6 J	<0.37	0.37 J	0.62 J	--	--	--	--	--	--	--	--	--	--	--	--	<0.37	<0.37	
Chloroethane	µg/L	400	80	<0.51	<0.51	<0.51	<0.51	23	26	2.2	9.4	6.1	6.2	2.6	1.2	<0.63	<0.15	<0.34	<0.34	<0.51	<0.51	
Chloromethane	µg/L	30	3	<0.32	<0.32	<0.32	<0.32	--	--	--	--	--	--	--	--	--	--	--	--	<0.32	<0.32	
cis-1,2-Dichloroethene	µg/L	70	7	<0.41	<0.41	<0.41	<0.41	3.5	1.2	22	8.4	5.5	6.9	3.9	3.5	5.4	10	5.5	2	1.2	1.6	
Ethylbenzene	µg/L	700	140	<0.18	<0.18	<0.18	<0.18	<1.0	<1.0	<1.0	<0.32	<0.32	<0.32	<0.32	<0.32	<0.68	<0.32	<0.13	<0.13	<0.18	<0.18	
Methylene Chloride	µg/L	5	0.5	<1.6	<1.6	<1.6	<1.6	--	--	--	--	--	--	--	--	--	--	--	--	<1.6	<1.6	
Methyl tert-Butyl Ether (MTBE)	µg/L	60	12	<0.39	<0.39	<0.39	<0.39	<1.0	<1.0	0.46	0.29	<0.22	<0.22	<0.22	<0.21	<0.21	<0.24	<0.24	<0.39	<0.39	<0.39	
Naphthalene	µg/L	100	10	<0.34	<0.34	<0.34	<0.34	5.7	7.1	0.44	<0.41	<0.41	<0.41	<0.41	<1	<0.73	<0.16	<0.16	<0.34	<0.34	<0.34	
n-Butylbenzene	µg/L	NE	NE	<0.39	<0.39	<0.39	<0.39	6.1	3.0	<2.0	<0.45	<0.45	<0.45	<0.45	<0.45	<0.38	<0.43	<0.13	<0.13	<0.39	<0.39	
Styrene	µg/L	100	10	<0.39	<0.39	<0.39	<0.39	--	--	--	--	--	--	--	--	--	--	--	--	<0.39	<0.39	
Tetrachloroethene (PCE)	µg/L	5	0.5	<0.37	<0.37	<0.37	<0.37	5.4	1.4	19	42	11	54	15	14	15	30	6.3	1.2	1.8	1.0	
Toluene	µg/L	800	160	0.25 J	<0.15	<0.15	0.21 J	35	2.4	<1.0	<0.69	<0.69	<0.69	<0.69	<1.5	<0.38	<0.11	<0.11	<0.15	<0.15	<0.15	
Trichloroethene (TCE)	µg/L	5	0.5	<0.16	<0.16	<0.16	<0.16	7.6	1.6	29	17.5	5.8	14	4.7	5.1	12	2.3	0.46 J	0.75	0.63	0.63	
Trimethylbenzenes	µg/L	480	96	<0.36	<0.36	<0.36	<0.36	8.9	3.6	<4.0	<1.14	<1.14	<1.14	<1.14	<1.86	<0.70	<0.32	<0.32	<0.36	<0.36	<0.36	
Vinyl Chloride	µg/L	0.2	0.02	<0.20	<0.20	<0.20	<0.20	<0.54	<0.54	<0.54	<0.54	<0.54	<0.54	1.7	<0.54	<0.045	0.83 J	0.88	<0.10	<0.20	<0.20	
Xylenes, Total	µg/L	2000	400	<0.22	<0.22	<0.22	<0.22	5.6	1.8	<2.0	<1.23	<1.23	<1.23	<1.23	<0.42	<1.78	<1.04	<0.068	<0.068	<0.22	<0.22	
1-Methylnaphthalene	µg/L	NE	NE	--	--	--	--	--	--	--	--	--	--	--	--	--	--	--	--	<0.24	--	
2-Methylnaphthalene	µg/L	NE	NE	--	--	--	--	--	--	--	--	--	--	--	--	--	--	--	--	<0.051	--	
Acenaphthene	µg/L	NE	NE	--	--	--	--	--	--	--	--	--	--	--	--	--	--	--	--	<0.24	--	
Acenaphthylene	µg/L	NE	NE	--	--	--	--	--	--	--	--	--	--	--	--	--	--	--	--	<0.21	--	
Anthracene	µg/L	3,000	600	--	--	--	--	--	--	--	--	--	--	--	--	--	--	--	--	<0.26 *	--	
Benzo[a]anthracene	µg/L	NE	NE	--	--	--	--	--	--	--	--	--	--	--	--	--	--	--	--	<0.044	--	
Benzo[a]pyrene	µg/L	0.2	0.02	--	--	--	--	--	--	--	--	--	--	--	--	--	--	--	--	<0.077	--	
Benzo[b]fluoranthene	µg/L	0.2	0.02	--	--	--	--	--	--	--	--	--	--	--	--	--	--	--	--	<0.063	--	
Benzo[g,h,i]perylene	µg/L	NE	NE	--	--	--	--	--	--	--	--	--	--	--	--	--	--	--	--	<0.29	--	
Benzo[k]fluoranthene	µg/L	NE	NE	--	--	--	--	--	--	--	--	--	--	--	--	--	--	--	--	<0.050	--	
Chrysene	µg/L	0.2	0.02	--	--	--	--	--	--	--	--	--	--	--	--	--	--	--	--	<0.053	--	
Dibenz[a,h]anthracene	µg/L	NE	NE	--	--	--	--	--	--	--	--	--	--	--	--	--	--	--	--	0.061 J	--	
Fluoranthene	µg/L	400	80	--	--	--	--	--	--	--	--	--	--	--	--	--	--	--	--	<0.35	--	
Fluorene	µg/L	400	80	--	--	--	--	--	--	--	--	--	--	--	--	--	--	--	--	<0.19	--	
Indeno[1,2,3-cd]pyrene	µg/L	NE	NE	--	--	--	--	--	--	--	--	--	--	--	--	--	--	--	--	0.064 J	--	
Naphthalene	µg/L	100	10	--	--	--	--	--	--	--	--	--	--	--	--	--	--	--	--	<0.24	--	
Phenanthrene	µg/L	NE	NE	--	--	--	--	--	--	--	--	--	--	--	--	--	--	--	--	<0.24 *	--	
Pyrene	µg/L	250	50	--	--	--	--	--	--	--	--	--	--	--	--	--	--	--	--	<0.33	--	
Perfluorobutane Sulfonate (PFBS)	ng/L	450,000	90,000	--	18	--	--	--	--	--	--	--	--	--	--	--	--	--	--	--	4.9	
Perfluorobutanoic Acid (PFBA)	ng/L	10,000	2,000	--	20	--	--	--	--	--	--	--	--	--	--	--	--	--	--	--	15	
Perfluorodecanoic Acid (PFDA)	ng/L	300	60	--	0.96 J	--	--	--	--	--	--	--	--	--	--	--	--	--	--	--	<0.28	
Perfluorohexanoic Acid (PFHxA)	ng/L	NE	NE	--	16	--	--	--	--	--	--	--	--	--	--	--	--	--	--	--	1.6 J	
Perfluorohexanesulfonic acid (PFHxS)	ng/L	40	4	--	230	--	--	--	--	--	--	--	--	--	--	--	--	--	--	--	60	
Perfluorooctanoic Acid (PFHxO)	ng/L	150,000	30,000	--	32	--	--	--	--	--	--	--	--	--	--	--	--	--	--	--	4	
Perfluoro-n-Octanoic Acid (PFNOA)	ng/L	20	2	--	24	--	--	--	--	--	--	--	--	--	--	--	--	--	--	--	2.8	
Perfluorononanoic Acid (PFNA)	ng/L	30	3	--	1.8	--	--	--	--	--	--	--	--	--	--	--	--	--	--	--	0.61 J	
Perfluorooctane Sulfonate (PFOS)	ng/L	20	2	--	740	--	--	--	--	--	--	--	--	--	--	--	--	--	--	--	63	
Perfluorooctanesulfonamide (PFOSA)	ng/L	20	2	--	1.8	--	--	--	--	--	--	--	--	--	--	--	--	--	--	--	<0.89	
Perfluoropentanoic Acid (PFPeA)	ng/L	NE	NE	--	33	--	--	--	--	--	--	--	--	--	--	--	--	--	--	--	4	
NETFOSE+NETFOSEA+NETFOSEA+PFOSA+PFOSA+PFOS	ng/L	20	2	--	765.8	--	--	--	--	--	--	--	--	--	--	--	--	--	--	--	65.8	

Notes:

- <LOD = compound not detected above the limit of detection (LOD)
- XXX = exceeds WAC NR 140, Public Health Groundwater Quality Standards (PHGQS), Table 1, PAL (June 2021)
- XXX = exceeds WAC NR 140, PHGQS, Table 1, ES (June 2021)
- µg/L = micrograms per liter
- ng/L = nanograms per liter
- NE = no established PHGQS by WAC NR140
- WAC = Wisconsin Administrative Code
- PAL = preventative action limit
- ES = enforcement standard
- * = laboratory control sample (LCS) and/or LCD duplicate (LCD) is outside acceptance limits (high biased)
- * = LCS and/or LCD is outside acceptance limits (low biased)
- J = Result is less than the reporting limit (RL) but greater than or equal to the method detection limit (MDL) and the concentration is an approximate value
- G = The reported quantitation limit has been raised due to an exhibited noise or matrix interference
- *1 = LCS/LCSD relative percent difference (RPD) exceeds control limits
- = Not analyzed for constituent class
- 1 Wisconsin Department of Health Services (WDHS) proposed individual groundwater standards for twelve PFAS and combined groundwater standards for six PFAS compounds
- XXX = exceeds WAC NR 140, PHGQS, Table 1, PAL but is less than the LOD
- XXX = exceeds WAC NR 140, PHGQS, Table 1, ES but is less than the LOD
- XXX = most recent round of groundwater sampling (Aug./Sept. 2022)

Table 2 - Groundwater Summary Laboratory Detection Results
Cedarburg Light Utility - W61 N617 N Mequon Ave, Cedarburg, Wisconsin

Detected Constituents	Units	WAC NR 140, Public Health Groundwater Quality Standard, ES	WAC NR 140, Public Health Groundwater Quality Standard, PAL	MW400														PFAS Equipment Blank		TBI (Trip Blank)				
				10/28/93	01/13/94	01/18/95	06/08/95	03/21/96	06/10/96	09/13/96	12/6/1996	12/19/1997	03/25/99	5/10/2012	8/27/2012	8/22/2022	9/12/2022	12/8/2022	9/12/2022	12/8/2022	8/22/2022	9/13/2022	12/8/2022	
Dissolved Lead (EPA Method 8015)																								
Lead	µg/L	15	1.5	<1.0	<1.0	1.0	2	--	--	--	--	--	--	--	--	--	--	--	--	--	--	--	--	--
DRO / GRO (EPA Method 8015)																								
DRO	µg/L	NS	NS	<100	<5.0	120	<100	<100	<100	<100	<100	--	--	--	--	--	--	--	--	--	--	--	--	--
GRO	µg/L	NS	NS	<100	<10.0	<11.0	--	--	--	--	<100	--	--	--	--	--	--	--	--	--	--	--	--	--
Volatile Organic Compounds (EPA Method 8260B)																								
1,1,1-Trichloroethane	µg/L	200	40	<0.2	<0.2	<0.2	<0.63	<0.63	<0.63	<0.63	<0.63	<0.37	<0.35	<0.20	<0.20	<0.38	--	--	--	--	<0.38	<0.38	<0.38	<0.38
1,1-Dichloroethane	µg/L	850	85	<1.0	<1.0	<1.0	<0.27	<0.27	<0.27	<0.27	<0.27	<0.31	<0.32	<0.19	<0.19	<0.41	--	--	--	--	<0.39	<0.41	<0.41	<0.41
1,2-Dibromoethane (EDB)	µg/L	0.05	0.005	<0.08	<0.08	<0.08	<0.08	<0.08	<0.08	<0.08	<0.08	<0.048	<0.24	<0.36	<0.36	<0.39	--	--	--	--	<0.39	<0.39	<0.39	<0.39
1,2-Dichlorobenzene	µg/L	600	60	<1.0	<1.0	<1.0	<0.11	<0.11	<0.11	<0.11	<0.11	<0.24	<0.28	<0.27	<0.27	<0.33	--	--	--	--	<0.33	<0.33	<0.33	<0.33
1,2,4-Trimethylbenzene	µg/L	480	96	--	--	--	--	--	--	--	--	--	--	--	--	<0.36	--	--	--	--	<0.36	<0.36	<0.36	<0.36
Benzene	µg/L	5	0.5	<0.6	<0.6	<0.6	<0.26	<0.26	<0.26	<0.26	<0.26	<0.21	<0.25	<0.074	<0.074	<0.15	--	--	--	--	<0.15	<0.15	<0.15	<0.15
Dichlorobromomethane	µg/L	60	6	--	--	--	--	--	--	--	--	--	--	--	--	<0.37	--	--	--	--	<0.37	<0.37	<0.37	<0.37
Chloroform	µg/L	6	0.6	--	--	--	--	--	--	--	--	--	--	--	--	<0.37	--	--	--	--	<0.37	<0.37	<0.37	<0.37
Chloroethane	µg/L	400	80	<1.0	<1.0	<1.0	<0.5	<0.5	<0.5	<0.5	<0.5	<0.63	<0.15	<0.34	<0.34	<0.20	--	--	--	--	<0.51	<0.51	<0.51	<0.51
Chloromethane	µg/L	30	3	--	--	--	--	--	--	--	--	--	--	--	--	<0.32	--	--	--	--	<0.32	<0.32	<0.32	<0.32
cis-1,2-Dichloroethene	µg/L	70	7	<1.0	<1.0	<1.0	<0.29	<0.29	<0.29	<0.29	<0.29	<0.32	<0.34	<0.12	<0.12	<0.41	--	--	--	--	<0.41	<0.41	<0.41	<0.41
Ethylbenzene	µg/L	700	140	<1.0	<1.0	<1.0	<0.32	<0.32	<0.32	<0.32	<0.32	<0.68	<0.32	<0.13	<0.13	<0.18	--	--	--	--	<0.18	0.47 J	0.29 J	<0.18
Methylene Chloride	µg/L	5	0.5	--	--	--	--	--	--	--	--	--	--	--	--	<1.6	--	--	--	--	<1.6	<1.6	<1.6	<1.6
Methyl tert-Butyl Ether (MTBE)	µg/L	60	12	<1.0	<1.0	<1.0	0.33	<0.22	<0.22	<0.22	<0.22	<0.21	<0.21	<0.24	<0.24	<0.39	--	--	--	--	<0.39	<0.39	<0.39	<0.39
Naphthalene	µg/L	100	10	<2.0	<2.0	<2.0	<0.41	<0.41	<0.41	<0.41	<0.41	<0.73	<0.41	<0.16	<0.16	<0.34	--	--	--	--	<0.34	<0.34	<0.34	<0.34
n-Butylbenzene	µg/L	NE	NE	<2.0	<2.0	<2.0	<0.45	<0.45	<0.45	<0.45	<0.45	<0.38	<0.43	<0.13	<0.13	<0.39	--	--	--	--	<0.39	<0.39	<0.39	<0.39
Styrene	µg/L	100	10	--	--	--	--	--	--	--	--	--	--	--	--	<0.39	--	--	--	--	<0.39	<0.39	<0.39	<0.39
Tetrachloroethene (PCE)	µg/L	5	0.5	<1.0	<1.0	<1.0	<0.56	<0.56	<0.56	0.68	<0.56	<0.13	<0.56	<0.17	<0.17	<0.37	--	--	--	--	<0.37	<0.37	<0.37	<0.37
Toluene	µg/L	800	160	<1.0	<1.0	<1.0	<0.69	<0.69	<0.69	<0.69	<0.69	<1.5	<0.38	<0.11	<0.11	<0.15	--	--	--	--	<0.15	<0.15	<0.15	<0.15
Trichloroethene (TCE)	µg/L	5	0.5	<1.0	<1.0	<1.0	<0.18	<0.18	<0.18	<0.18	<0.18	<0.13	<0.39	<0.19	<0.19	<0.16	--	--	--	--	<0.16	<0.16	<0.16	<0.16
Trimethylbenzenes	µg/L	480	96	<2.0	<2.0	<2.0	<1.14	<1.14	<1.14	<1.14	<1.14	<1.86	<0.70	<0.32	<0.32	<0.36	--	--	--	--	<0.36	<0.36	<0.36	<0.36
Vinyl Chloride	µg/L	0.2	0.02	<0.54	<0.54	<0.54	<0.54	<0.54	<0.54	<0.54	<0.54	<0.045	<0.32	<0.10	<0.10	<0.20	--	--	--	--	<0.20	<0.20	<0.20	<0.20
Xylenes, Total	µg/L	2000	400	<2.5	<2.5	<2.5	<1.23	<1.23	<1.23	<1.23	<1.23	<0.42	<1.78	<1.04	<0.068	<0.068	<0.22	--	--	--	<0.22	2.3	1.0	<0.22
Aromatic Hydrocarbons (PAHs) (EPA Method 8270D)																								
1-Methylnaphthalene	µg/L	NE	NE	--	--	--	--	--	--	--	--	--	--	--	--	<0.23	--	--	--	--	--	--	--	--
2-Methylnaphthalene	µg/L	NE	NE	--	--	--	--	--	--	--	--	--	--	--	--	<0.051	--	--	--	--	--	--	--	--
Acenaphthene	µg/L	NE	NE	--	--	--	--	--	--	--	--	--	--	--	--	<0.24	--	--	--	--	--	--	--	--
Acenaphthylene	µg/L	NE	NE	--	--	--	--	--	--	--	--	--	--	--	--	<0.21	--	--	--	--	--	--	--	--
Anthracene	µg/L	3,000	600	--	--	--	--	--	--	--	--	--	--	--	--	<0.26*	--	--	--	--	--	--	--	--
Benzo[a]anthracene	µg/L	NE	NE	--	--	--	--	--	--	--	--	--	--	--	--	<0.044	--	--	--	--	--	--	--	--
Benzo[a]pyrene	µg/L	0.2	0.02	--	--	--	--	--	--	--	--	--	--	--	--	<0.077	--	--	--	--	--	--	--	--
Benzo[b]fluoranthene	µg/L	0.2	0.02	--	--	--	--	--	--	--	--	--	--	--	--	<0.063	--	--	--	--	--	--	--	--
Benzo[g,h,i]perylene	µg/L	NE	NE	--	--	--	--	--	--	--	--	--	--	--	--	<0.29	--	--	--	--	--	--	--	--
Benzo[k]fluoranthene	µg/L	NE	NE	--	--	--	--	--	--	--	--	--	--	--	--	<0.050	--	--	--	--	--	--	--	--
Chrysene	µg/L	0.2	0.02	--	--	--	--	--	--	--	--	--	--	--	--	<0.053	--	--	--	--	--	--	--	--
Dibenz(a,h)anthracene	µg/L	NE	NE	--	--	--	--	--	--	--	--	--	--	--	--	<0.039	--	--	--	--	--	--	--	--
Fluoranthene	µg/L	400	80	--	--	--	--	--	--	--	--	--	--	--	--	<0.35	--	--	--	--	--	--	--	--
Fluorene	µg/L	400	80	--	--	--	--	--	--	--	--	--	--	--	--	<0.19	--	--	--	--	--	--	--	--
Indeno[1,2,3-cd]pyrene	µg/L	NE	NE	--	--	--	--	--	--	--	--	--	--	--	--	<0.058	--	--	--	--	--	--	--	--
Naphthalene	µg/L	100	10	--	--	--	--	--	--	--	--	--	--	--	--	<0.24	--	--	--	--	--	--	--	--
Phenanthrene	µg/L	NE	NE	--	--	--	--	--	--	--	--	--	--	--	--	<0.23*	--	--	--	--	--	--	--	--
Pyrene	µg/L	250	50	--	--	--	--	--	--	--	--	--	--	--	--	<0.33	--	--	--	--	--	--	--	--
Polyfluoroalkyl Substances (PFAS) ¹																								
Perfluorobutane Sulfonate (PFBS)	ng/L	450,000	90,000	--	--	--	--	--	--	--	--	--	--	--	--	13	22	<0.18*	<0.18	--	--	--	--	--
Perfluorobutanoic Acid (PFBA)	ng/L	10,000	2,000	--	--	--	--	--	--	--	--	--	--	--	--	9	17 G	<2.2*	<2.2	--	--	--	--	--
Perfluorodecanoic Acid (PFDA)	ng/L	300	60	--	--	--	--	--	--	--	--	--	--	--	--	<0.28*	<0.28	<0.28*	<0.28	--	--	--	--	--
Perfluoroheptanoic Acid (PFHpA)	ng/L	NE	NE	--	--	--	--	--	--	--	--	--	--	--	--	4.8	6.6	<0.22*	<0.23	--	--	--	--	--
Perfluorohexanesulfonic acid (PFHxS)	ng/L	40	4	--	--	--	--	--	--	--	--	--	--	--	--	91	160	0.98 J*, *1	<0.51	--	--	--	--	--
Perfluorohexanoic Acid (PFHxA)	ng/L	150,000	30,000	--	--	--	--	--	--	--	--	--	--	--	--	14	21	<0.52*	<0.52	--	--	--	--	--
Perfluoro-n-Octanoic Acid (PFOA)	ng/L	20	2	--	--	--	--	--	--	--	--	--	--	--	--	12	18	<0.76	<0.77	--	--	--	--	--
Perfluorononanoic Acid (PFNA)	ng/L	30	3	--	--	--	--	--	--	--	--	--	--	--	--	0.84 J	0.88 J	0.24*	<0.24	--	--	--	--	--
Perfluorooctane Sulfonate (PFOS)	ng/L	20	2	--	--	--	--	--	--	--	--	--	--	--	--	420	820	16*	<0.49	--	--	--	--	--
Perfluorooctanesulfonamide (PFOSA)	ng/L	20	2	--	--	--	--	--	--	--	--	--	--	--	--	<0.95	<0.89	<0.88*	<0.89	--	--	--	--	--
Perfluoropentanoic Acid (PFPeA)	ng/L	NE	NE	--	--	--	--	--	--	--	--	--	--	--	--	8.9	13	<0.44*	<0.44	--	--	--	--	--
NETFOSE+NETFOSA+NETFO																								

**Table 2 - Groundwater Summary Laboratory Detection Results
Cedarburg Light Utility - W61 N617 N Mequon Ave, Cedarburg, Wisconsin**

Detected Constituents	Units	WAC NR 140, Public Health Groundwater Quality Standard, ES	WAC NR 140, Public Health Groundwater Quality Standard, PAL	MW300												
				10/28/93	01/13/94	01/18/95	06/08/95	03/21/96	06/10/96	09/13/96	12/6/1996	12/19/1997	03/25/99	5/10/2012	8/27/2012	
Lead	µg/L	15	1.5	2	<1.0	1.0	1.0	--	--	--	--	--	--	--	--	--
BRO	µg/L	NS	NS	<100	<5.0	150	<100	400	<100	<100	170	--	--	--	--	--
GRO	µg/L	NS	NS	<100	<10.0	<11.0	--	--	--	--	--	<100	--	--	--	--
1,1,1-Trichloroethane	µg/L	200	40	--	<0.2	<0.2	<0.63	<0.63	<0.63	<0.63	<0.63	<0.37	<0.35	<0.20	<0.20	<0.20
1,1-Dichloroethane	µg/L	850	85	5.0	<1.0	1.1	0.9	<0.37	0.75	0.63	1	0.43	0.61 J	<0.19	<0.19	<0.19
1,2-Dibromoethane (EDB)	µg/L	0.05	0.005	<0.08	<0.08	<0.08	<0.08	<0.08	<0.08	<0.08	<0.08	0.12	<0.048	<0.24	<0.36	<0.36
1,2-Dichlorobenzene	µg/L	600	60	--	<1.0	<1.0	<0.11	0.31	0.12	0.14	0.32	<0.24	0.56 J	<0.27	<0.27	<0.27
1,2,4-Trimethylbenzene	µg/L	480	96	--	--	--	--	--	--	--	--	--	--	--	--	--
Benzene	µg/L	5	0.5	1.2	1.3	0.80	0.36	1.1	0.41	0.34	0.59	0.56	0.64 J	<0.074	<0.074	<0.074
Dichlorobromomethane	µg/L	60	6	--	--	--	--	--	--	--	--	--	--	--	--	--
Chloroform	µg/L	6	0.6	--	--	--	--	--	--	--	--	--	--	--	--	--
Chloroethane	µg/L	400	80	3.3	<1.0	2.3	0.93	3.9	1.3	1.5	18	2.7	4.5	<0.34	<0.34	<0.34
Chloromethane	µg/L	30	3	--	--	--	--	--	--	--	--	--	--	--	--	--
cis-1,2-Dichloroethene	µg/L	70	7	3.4	<1.0	0.90	0.67	0.32	0.75	0.59	0.46	<0.32	<0.34	<0.12	<0.12	<0.12
Ethylbenzene	µg/L	700	140	--	<1.0	<1.0	<0.32	<0.32	<0.32	<0.32	<0.32	<0.32	0.7 J	<0.13	<0.13	<0.13
Methylene Chloride	µg/L	5	0.5	--	--	--	--	--	--	--	--	--	--	--	--	--
Methyl tert-Butyl Ether (MTBE)	µg/L	60	12	--	<1.0	<1.0	<0.22	<0.22	<0.22	<0.22	<0.22	<0.21	<0.21	<0.24	<0.24	<0.24
Naphthalene	µg/L	100	10	<2.0	<2.0	<2.0	<0.41	4.9	1.7	0.56	1.2	3.4	10	<0.16	<0.16	<0.16
n-Butylbenzene	µg/L	NE	NE	<2.0	<2.0	<2.0	<0.45	<0.45	<0.45	<0.45	<0.45	<0.38	<0.43	<0.13	<0.13	<0.13
Styrene	µg/L	100	10	--	--	--	--	--	--	--	--	--	--	--	--	--
Tetrachloroethene (PCE)	µg/L	5	0.5	3.9	<1.0	<1.0	1.82	1.5	2.1	3.2	2	1	1.1 J	0.50 J	1.5	1.5
Toluene	µg/L	800	160	1.5	<1.0	<1.0	<0.69	<0.69	<0.69	<0.69	<0.69	<1.5	0.66 J	<0.11	<0.11	<0.11
Trichloroethene (TCE)	µg/L	5	0.5	<1.0	<1.0	<1.0	0.33	<0.18	0.45	0.49	<0.18	<0.13	<0.39	<0.19	<0.19	<0.19
Trimethylbenzenes	µg/L	480	96	<2.0	<2.0	<2.0	<1.14	<1.14	<1.14	<1.14	<1.14	<1.86	0.73 J	<0.32	<0.32	<0.32
Vinyl Chloride	µg/L	0.2	0.02	<0.54	<0.54	<0.54	<0.54	<0.54	<0.54	<0.54	<0.54	0.71	<0.045	<0.32	<0.10	<0.10
Xylenes, Total	µg/L	2000	400	<2.5	<2.5	<2.5	<1.23	0.62	<1.23	<1.23	<0.42	0.67	2.6 J	<0.068	<0.068	<0.068
1-Methylnaphthalene	µg/L	NE	NE	--	--	--	--	--	--	--	--	--	--	--	--	--
2-Methylnaphthalene	µg/L	NE	NE	--	--	--	--	--	--	--	--	--	--	--	--	--
Acenaphthene	µg/L	NE	NE	--	--	--	--	--	--	--	--	--	--	--	--	--
Acenaphthylene	µg/L	NE	NE	--	--	--	--	--	--	--	--	--	--	--	--	--
Anthracene	µg/L	3,000	600	--	--	--	--	--	--	--	--	--	--	--	--	--
Benzo[a]anthracene	µg/L	NE	NE	--	--	--	--	--	--	--	--	--	--	--	--	--
Benzo[a]pyrene	µg/L	0.2	0.02	--	--	--	--	--	--	--	--	--	--	--	--	--
Benzo[b]fluoranthene	µg/L	0.2	0.02	--	--	--	--	--	--	--	--	--	--	--	--	--
Benzo[g,h,i]perylene	µg/L	NE	NE	--	--	--	--	--	--	--	--	--	--	--	--	--
Benzo[k]fluoranthene	µg/L	NE	NE	--	--	--	--	--	--	--	--	--	--	--	--	--
Chrysene	µg/L	0.2	0.02	--	--	--	--	--	--	--	--	--	--	--	--	--
Dibenz[a,h]anthracene	µg/L	NE	NE	--	--	--	--	--	--	--	--	--	--	--	--	--
Fluoranthene	µg/L	400	80	--	--	--	--	--	--	--	--	--	--	--	--	--
Fluorene	µg/L	400	80	--	--	--	--	--	--	--	--	--	--	--	--	--
Indeno[1,2,3-cd]pyrene	µg/L	NE	NE	--	--	--	--	--	--	--	--	--	--	--	--	--
Naphthalene	µg/L	100	10	--	--	--	--	--	--	--	--	--	--	--	--	--
Phenanthrene	µg/L	NE	NE	--	--	--	--	--	--	--	--	--	--	--	--	--
Pyrene	µg/L	250	50	--	--	--	--	--	--	--	--	--	--	--	--	--
Perfluorobutane Sulfonate (PFBS)	ng/L	450,000	90,000	--	--	--	--	--	--	--	--	--	--	--	--	--
Perfluorobutanoic Acid (PFBA)	ng/L	10,000	2,000	--	--	--	--	--	--	--	--	--	--	--	--	--
Perfluorodecanoic Acid (PFDA)	ng/L	300	60	--	--	--	--	--	--	--	--	--	--	--	--	--
Perfluoroheptanoic Acid (PFHpA)	ng/L	NE	NE	--	--	--	--	--	--	--	--	--	--	--	--	--
Perfluorohexanesulfonic acid (PFHxS)	ng/L	40	4	--	--	--	--	--	--	--	--	--	--	--	--	--
Perfluorohexanoic Acid (PFHxA)	ng/L	150,000	30,000	--	--	--	--	--	--	--	--	--	--	--	--	--
Perfluoro-n-Octanoic Acid (PFOA)	ng/L	20	2	--	--	--	--	--	--	--	--	--	--	--	--	--
Perfluorononanoic Acid (PFNA)	ng/L	30	3	--	--	--	--	--	--	--	--	--	--	--	--	--
Perfluorooctane Sulfonate (PFOS)	ng/L	20	2	--	--	--	--	--	--	--	--	--	--	--	--	--
Perfluorooctanesulfonamide (PFOSA)	ng/L	20	2	--	--	--	--	--	--	--	--	--	--	--	--	--
Perfluoropentanoic Acid (PFPeA)	ng/L	NE	NE	--	--	--	--	--	--	--	--	--	--	--	--	--
NETFOSE+NETFOSEA+NETFOSEA+PFOSA+PFOSA+PFOS	ng/L	20	2	--	--	--	--	--	--	--	--	--	--	--	--	--

Notes:

- <xxx = compound not detected above the limit of detection (LOD)
- xxx = exceeds WAC NR 140, Public Health Groundwater Quality Standards (PHGQS), Table 1, PAL (June 2021)
- xxx = exceeds WAC NR 140, PHGQS, Table 1, ES (June 2021)
- µg/L = micrograms per liter
- ng/L = nanograms per liter
- NE = no established PHGQS by WAC NR140
- WAC = Wisconsin Administrative Code
- PAL = preventative action limit
- ES = enforcement standard
- *+ = laboratory control sample (LCS) and/or LCD duplicate (LCD) is outside acceptance limits (high biased)
- *- = LCS and/or LCD is outside acceptance limits (low biased)
- J = Result is less than the reporting limit (RL) but greater than or equal to the method detection limit (MDL) and the concentration is an approximate value
- G = The reported quantitation limit has been raised due to an exhibited noise or matrix interference
- *1 = LCS/LCSD relative percent difference (RPD) exceeds control limits
- = Not analyzed for constituent class
- 1 Wisconsin Department of Health Services (WDHS) proposed individual groundwater standards for twelve PFAS and combined groundwater standards for six PFAS compounds
- xxx = exceeds WAC NR 140, PHGQS, Table 1, PAL but is less than the LOD
- xxx = exceeds WAC NR 140, PHGQS, Table 1, ES but is less than the LOD
- xxx = most recent round of groundwater sampling (Aug./Sept. 2022)

Table 4: Sub-Slab, Indoor Ambient Air, & Outdoor Ambient Air Quality Laboratory Results, Cedarburg Light & Utility, W61 N617 N Mequon Ave, Cedarburg, Wisconsin

Sample Point	Date Sampled	Sample Location	Sample Duration (minutes)	Detected Volatile Organic Compounds (micrograms per cubic meter)																																	
				1,1,1-Trichloroethane	1,1,2-Trichloro-1,2,2-trifluoroethane	1,2,4-Trimethylbenzene	1,3,5-Trimethylbenzene	1,3-Dichlorobenzene	2-Butanone (MEK)	4-Methyl-2-pentanone (MIBK)	Acetone	Benzene	Carbon disulfide	Carbon tetrachloride	Chlorobenzene	Chloroethane	Chloroform	Chloromethane	cis-1,2-Dichloroethene	Cyclohexane	Dibromochloro-methane	Dichlorodifluoromethane	Ethylbenzene	Hexane	Isopropyl alcohol	Isopropylbenzene	Methylene Chloride	m-Xylene & p-Xylene	Naphthalene	o-Xylene	Styrene	Tetrachloroethene	Tetrahydrofuran	Toluene	Trichloroethene	Trichlorofluoromethane	Xylenes, Total
Residential VRSL (micrograms per cubic meter)	Sub-Slab Vapor (0.03)			170,000	170,000	2,100	2,100	NSL	170,000	100,000	NSL	120	24,000	160	1,700	140,000	41	3,100	1,400	210,000	NSL	3,500	370	24,000	7,000	14,000	21,000	3,500	28	3,500	35,000	1,400	70,000	170,000	70	NSL	3,500
	Indoor/Outdoor Ambient Air (1.00)			5,200	5,200	63	63	NSL	5,200	3,100	NSL	3.6	730	4.7	52	4,200	1.2	94	42	6,300	NSL	100	11	730	210	420	630	100	0.83	100	1,000	42	2,100	5,200	2.10	NSL	100
Small Commercial Building (micrograms per cubic meter)	Sub-Slab Vapor (0.03)			730,000	730,000	8,800	8,800	NSL	730,000	440,000	NSL	520	100,000	680	7,300	580,000	180	13,000	5,800	880,000	NSL	15,000	1,600	100,000	29,000	58,000	88,000	15,000	120	15,000	150,000	5,800	290,000	730,000	290	NSL	15,000
	Indoor/Outdoor Ambient Air (1.00)			22,000	22,000	260	260	NSL	22,000	13,000	NSL	16	3,100	20	220	18,000	5.3	390	180	26,000	NSL	440	49	3,100	880	1,800	2,600	440	3.6	440	4,400	180	8,800	22,000	8.8	NSL	440
SS-1	08/24/22	SW basement	47	<0.21	<0.42	<0.23	<0.22	<0.54	<0.50	<0.78	<4.8	<0.24	<0.40	<0.20	<0.20	<0.66	<0.22	<0.25	0.29 J	<0.12	<0.26	1.7 J	<0.43	<0.81	<2.4	<0.18	<0.59	<0.74	<0.89	<0.41	<0.14	1.3	<3.5	<0.35	<0.13	<0.29	<1.1
SS-2	08/24/22	NW basement	37	2.5 J	<2.6	<1.4	<1.3	<3.2	5.8 J	<4.7	47 J	2.9 J	3.8 J	<1.2	<1.2	<4.0 **	<1.4	<1.5	<0.79	6.2 J **	<1.6	<3.3	<2.6	13 J	<15	<1.1	<3.6	<4.5	<5.4	2.5 J	<0.83	770	<21	9.0	1.5 J	<1.8	<6.8
IA-1	08/24/22	SW basement	487	<0.21	0.43 J	<0.23	<0.22	<0.54	1.2 J	<0.78	8.5 J	<0.24	<0.40	0.34 J	<0.20	<0.66	<0.22*	0.87 J	<0.13	<0.12	<0.26	1.6 J	<0.43	<0.81	<2.4	<0.18	<0.59	<0.74	<0.89*	<0.41	<0.14	<0.18	<3.5	<0.35	<0.13	0.96 J	<1.1
IA-2	08/24/22	MW basement	496	<0.21	0.43 J	0.64 J	<0.22	<0.54	2.0 J	<0.78	16	<0.24	<0.40	0.32 J	<0.20	<0.66	<0.22*	0.83 J	<0.13	<0.12	<0.26	1.6 J	<0.43	<0.81	<2.4	<0.18	<0.59	<0.74	<0.89*	<0.41	<0.14	0.28 J	<3.5	0.8	<0.13	0.91 J	<1.1
AA-1	08/24/22	Outside of southern building wall	441	<0.21	0.42 J	<0.23	<0.22	<0.54	1.4 J	<0.78	13	<0.24	<0.40	0.35 J	<0.20	<0.66	<0.22*	0.81 J	<0.13	<0.12	<0.26	1.6 J	<0.43	<0.81	<2.4	<0.18	<0.59	<0.74	<0.89*	<0.41	<0.14	5.8	<3.5	0.89 J	<0.13	0.97 J	<1.1

Note: Target Hazard Quotient (THQ) of 1 and Target Risk (TR) of 1E-05 per RR-800 (WDNR, January 2018)

AF = attenuation factor

NSL = no screening level assigned from USEPA Regional Screening Level (RSL) Table - May 2022

VAL = vapor action level

VRSL = vapor risk screening level

SSGSL = sanitary sewer gas screening level

ROW = right-of-way

ft bgs = feet below ground surface

1 = According to WDNR guidance RR-649, "If the results from the initial sampling are less than 0.1 times (10%) of the SSGSL, neither continued sampling at the same manholes nor assessment of impact to adjacent structures is needed at this time"

<x = analyte was not detected at a concentration greater than "x"

x = analyte exceeds applicable target air concentration

*J = analyte exceeds the limit of detection but is below the limit of quantification

**+ = LCS and/or LCSD is outside acceptance limits, high biased

*** = analyte exceeds standards but is less than laboratory detection limits

ft bgs = feet below ground surface

All screening levels were determined based upon the guidance provided in the WDNR WI Vapor Quick Look-Up Table - Indoor Air Vapor Action Levels (WDNR, 2023) and Vapor Risk Screening Levels (WDNR, 2023). The VAL and VRSLs were determined from the USEPA Regional Screening Level (RSL) Table - May 2023 per WDNR Publication RR-800 - Addressing Vapor Intrusion at Remediation & Redevelopment

Table 4: Water Table Data, Cedarburg Light Utility, W61 N617 N Mequon Ave, Cedarburg, Wisconsin

Well ID	Wis. Unique Well ID	Date Installed	Screen Interval (ft bgs)			Water Level Measurement Date	TOC elevation (ft amsl) ¹	DTW ¹ (ft bgs)	Groundwater Elevation (ft amsl) ¹
MW1	WD765	9/12/2022	12.5	-	22.5	9/12/2022	794.34	14.45	779.89
						12/8/2022		12.25	782.09
MW2	WD766	9/12/2022	12.0	-	22.0	9/13/2022	794.7	14.31	780.39
						12/8/2022		15.09	779.61
MW3	WD767	9/12/2022	8.5	-	18.5	9/13/2022	796.34	12.50	783.84
						12/8/2022		13.46	782.88
MW200	N/A	N/A	9.0	-	19.0	8/22/2022		13.10	783.02
						9/12/2022	796.12	12.14	783.98
						12/8/2022		13.03	783.09
MW300	N/A	N/A	*	-	*	9/22/2022	795.14	DRY	DRY
MW400	N/A	N/A	8.0	-	18.0	8/22/2022		12.51	784.31
						9/12/2022	796.82	11.82	785.00
						12/8/2022		12.55	784.27

Notes:

¹ Datum used: West rim of the sanitary sewer manhole on Mequon Ave; 795.44 ft amsl

DTW = depth to water

ft amsl = feet above mean sea level

ft bgs = feet below ground surface

ft = feet

TOC = top of casing

* = Unknown blockage within well casing, preventing accurate assessment

N/A = data unavailable

**Table 5 - Groundwater Sample Field Parameters
Cedarburg Light Utility - W61 N617 N Mequon Ave, Cedarburg, Wisconsin**

Well ID	Date Installed	Screen Interval (fbgs)		Date of Parameters Measured	DTW ¹ (fbgs)	Actual Purge (Gallons)	Temp °C	pH	Conductivity (mS/cm)	Dissolved Oxygen (mg/L)	ORP (mV)	Nitrate / Nitrogen-Nitrogen Concentration (mg/L)	Ferrous Iron Concentration (mg/L)	Sulfate Concentration (mg/L)		
MW1	9/12/22	12.50	-	22.50	9/12/22	14.45	38	20.3	7.26	2.52	--	70	--	--		
					12/8/22	12.25	5	15.1	6.99	3.223	3.91	130	--	--	--	
MW2	9/12/22	12.00	-	22.00	9/13/22	14.31	28	18.6	7.34	3.03	1.5	82	--	--	--	
MW3	9/12/22	8.50	-	18.50	9/13/22	12.5	56	18.3	7.48	1.64	2.96	-1	--	--	--	
MW200	N/A	N/A	-	N/A	12/19/97	12.77	--	13.0	6.75	4.3	0.58	12.9	1.1 F	0.26 F	0 F	
					3/25/99	12.70	--	10.0	-	--	0.68	10.3	0.11 F	<0.695	58	
					5/10/12	12.10	--	51.2	7.68	7.291	7.46	51.16	--	--	--	--
					8/27/12	12.51	--	--	7.68	1.434	7.05	-	--	--	--	--
					12/8/22	13.03	3	10.2	7.31	5.61	12.1	75.5	--	--	--	--
MW300	N/A	N/A	-	N/A	12/19/97	14.29	--	13.8	6.87	3.7	0.8	-35	0.7 F	0.96 F	0 F	
					3/25/99	13.63	--	11.5	-	--	1.67	-	0.21 F	1.5	6.3	
					5/10/12	12.90	--	53.61	7.76	1.489	43.6	43.6	--	--	--	--
					8/27/12	13.37	--	-	7.6	2.088	6.84	70.3	--	--	--	--
MW400	N/A	N/A	-	N/A	12/19/97	12.69	--	13.8	6.92	2.1	--	<-80	1.4 F	5.00 F	0 F	
					3/25/99	12.19	--	11.2	--	--	--	-	0.31 F	15	2.9	
					5/10/12	11.37	--	52.63	7.75	2.188	7.91	65.6	--	--	--	--
					8/27/12	11.86	--	-	7.79	6.579	6.21	-80.2	--	--	--	--
					12/8/22	12.55	5	12.4	7.08	4.377	4.74	-22.7	--	--	--	--
MW500*	N/A	N/A	-	N/A	12/19/97	--	--	13.0	6.74	9.7	4.99	235	0.5 F	0.01 F	68 F	
					3/25/99	--	--	11.0	--	--	7.31	--	1.70 F	<0.139	39	

Notes:

¹ Datum used: West rim of the sanitary sewer manhole on Mequon Ave; 795.44 ft amsl

DTW = depth to water

DTB = depth to bottom

TOC = top of casing

fbgs = feet below ground surface

°C = degrees Celcius

mg/L = milligrams per liter

-- = attribute not analyzes and/or not applicable

mS/cm = milliSiemens per

mg/L = milligrams per Liter

mV = millivolts

ppm = parts per

N/A = data unavailable

F = field filterd

* = monitoring well abandoned



APPENDIX A
WDR BOREHOLE LOGS, WELL CONSTRUCTION AND
ABANDONMENT FORMS

Route To: Watershed/Wastewater Waste Management
Remediation/Redevelopment Other

Facility/Project Name Cedarburg Light & Water / Cedarburg City Power Plant		License/Permit/Monitoring Number 246100800		Boring Number HA-1	
Boring Drilled By: Name of crew chief (first, last) and Firm Dan Bendorf Probe Technologies, Inc.		Date Drilling Started 8/23/2022		Date Drilling Completed 8/23/2022	
WI Unique Well No.		DNR Well ID No.		Common Well Name	
Final Static Water Level Feet MSL		Surface Elevation Feet MSL		Borehole Diameter 2.0 inches	
Local Grid Origin <input type="checkbox"/> (estimated: <input type="checkbox"/>) or Boring Location <input checked="" type="checkbox"/> State Plane N, E S/C/N		Lat _____ ' _____ "		Local Grid Location <input type="checkbox"/> N <input type="checkbox"/> E <input type="checkbox"/> S <input type="checkbox"/> W	
1/4 of _____		1/4 of Section 27, T 10 N, R 21 E		Long _____ ' _____ "	
Facility ID 246100800		County Ozaukee		County Code 46	
Civil Town/City/ or Village Cedarburg					

Sample Number and Type	Length Att. & Recovered (in)	Blow Counts	Depth In Feet	Soil/Rock Description And Geologic Origin For Each Major Unit	U S C S	Graphic Log	Well Diagram	PID/FID	Soil Properties					RQD/ Comments	
									Compressive Strength	Moisture Content	Liquid Limit	Plasticity Index	P 200		
			1	Concrete		GWS		17							
			2	Sandy gravel with weathered limestone, well graded, fine to small grained, angular, dry, no odor, brown		CLG									
			3	Gravelly clay, small to large, medium plasticity, poorly graded, sub-rounded, dry, no odor, brown				87.6							
				Grannular fill, dry, petroleum like odor, black											

I hereby certify that the information on this form is true and correct to the best of my knowledge.

Signature <i>Eoin Scoss</i>	Firm Stantec	Tel: Fax:
--------------------------------	------------------------	--------------

Route To: Watershed/Wastewater Waste Management
Remediation/Redevelopment Other

Facility/Project Name Cedarburg Light & Water / Cedarburg City Power Plant		License/Permit/Monitoring Number 246100800		Boring Number HA-2	
Boring Drilled By: Name of crew chief (first, last) and Firm Dan Bendorf Probe Technologies, Inc.		Date Drilling Started 8/23/2022		Date Drilling Completed 8/23/2022	
WI Unique Well No.		DNR Well ID No.		Common Well Name	
Final Static Water Level Feet MSL		Surface Elevation Feet MSL		Borehole Diameter 2.0 inches	
Local Grid Origin <input type="checkbox"/> (estimated: <input type="checkbox"/>) or Boring Location <input checked="" type="checkbox"/> State Plane N, E S/C/N		Lat _____ " _____ "		Local Grid Location <input type="checkbox"/> N <input type="checkbox"/> E <input type="checkbox"/> S <input type="checkbox"/> W	
1/4 of _____		1/4 of Section 27, T 10 N, R 21 E		Long _____ " _____ "	
Facility ID 246100800		County Ozaukee		County Code 46	
Civil Town/City/ or Village Cedarburg					













Sample Number and Type	Length Att. & Recovered (in)	Blow Counts	Depth In Feet	Soil/Rock Description And Geologic Origin For Each Major Unit	U S C S	Graphic Log	Well Diagram	PID/FID	Soil Properties					RQD/ Comments	
									Compressive Strength	Moisture Content	Liquid Limit	Plasticity Index	P 200		
			0	Concrete											
			1	Gravelly sand, poorly graded, fine to small grained, angular to sub-angular, dry, no odor, light brown	SPG			0.1							
			2	Sandy clay with trace gravel, medium plasticity, poorly graded, fine to small grained, wet, no odor, brown	CLS										
			3	Gravelly clay, low plasticity, poorly graded, fine to medium grained, angular to sub-rounded, dry, no odor, brown	CLG			0.1							
			4	Weathered limestone	CLG										
				Gravelly clay, low plasticity, poorly graded, fine to medium grained, angular to sub-rounded, dry, no odor, brown	CLG										

I hereby certify that the information on this form is true and correct to the best of my knowledge.

Signature 	Firm Stantec	Tel: Fax:
---------------	------------------------	--------------

Route To: Watershed/Wastewater Waste Management
Remediation/Redevelopment Other

Facility/Project Name Cedarburg Light & Water / Cedarburg City Power Plant		License/Permit/Monitoring Number 246100800		Boring Number MW-1	
Boring Drilled By: Name of crew chief (first, last) and Firm Dan / Adam Bendorf / Sweet Probe Technologies, Inc. / Horizon		Date Drilling Started 8/22/2022		Date Drilling Completed 8/22/2022	
WI Unique Well No. WD765		DNR Well ID No. MW-1		Borehole Diameter 2.0 inches	
Local Grid Origin <input type="checkbox"/> (estimated: <input type="checkbox"/>) or Boring Location <input checked="" type="checkbox"/> State Plane N, E S/C/N		Final Static Water Level Feet MSL		Surface Elevation Feet MSL	
1/4 of 1/4 of Section 27, T 10 N, R 21 E		Lat ° ' "		Local Grid Location <input type="checkbox"/> N <input type="checkbox"/> E <input type="checkbox"/> S <input type="checkbox"/> W	
Long ° ' "		Feet <input type="checkbox"/> S		Feet <input type="checkbox"/> W	
Facility ID 246100800		County Ozaukee		County Code 46	
				Civil Town/City/ or Village Cedarburg	

Sample Number and Type	Length Att. & Recovered (in)	Blow Counts	Depth In Feet	Soil/Rock Description And Geologic Origin For Each Major Unit	U S C S	Graphic Log	Well Diagram	PID/FID	Soil Properties					RQD/ Comments
									Compressive Strength	Moisture Content	Liquid Limit	Plasticity Index	P 200	
				CONCRETE										
			1	GRAVELLY CLAY, poorly graded, mod. angular gravel, some small cobbles, dry, no odor, yellow/white	GC									
			2											
			3	GRAVELLY CLAY, low plasticity, angular gravel, poorly graded, dry, no odor, brown	GC									
			4	FILL, black, fine grained, no odor, dry	FILL									
				COBBLES										
			5	GRAVELLY SAND, poorly graded, dry, angular, fine to small grained sand, no odor	GP									
			6	CLAY, low plasticity, dry, no odor	CL									
			7											
			8	CLAY WITH COBBLES, low plasticity, subrounded gravel, dry, no odor, yellow/brown	CL									
			9											
			10	SAND, well graded, fine grained, dry, no odor, yellow	SW									
			11	CLAY, medium plasticity, wet, no odor, yellow/brown	CL									
			12		GC									


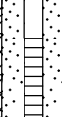

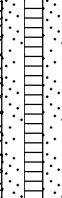
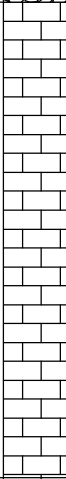
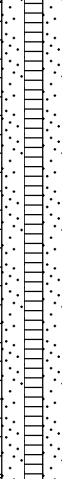
I hereby certify that the information on this form is true and correct to the best of my knowledge.

Signature *Eoin Scoss* Firm **Stantec** Tel: _____ Fax: _____

Boring Number **MW-1**

Use only as an attachment to Form 4400-122.

Page **2** of **2**

Sample		Blow Counts	Depth In Feet	Soil/Rock Description And Geologic Origin For Each Major Unit	U S C S	Graphic Log	Well Diagram	PID/FID	Soil Properties					RQD/ Comments
Number and Type	Length Att. & Recovered (in)								Compressive Strength	Moisture Content	Liquid Limit	Plasticity Index	P 200	
				GRAVELLY CLAY, medium plasticity, poorly graded, fine to medium gravel, wet, no odor (<i>continued</i>)	GC									
				GRAVELLY CLAY, high plasticity, poorly graded, subangular - angular, no odor, brown	GC									
				DOLomite, fossils present, slightly porous, slight odor, yellow/tan										

Evan Deas

Route To: Watershed/Wastewater Waste Management
Remediation/Redevelopment Other


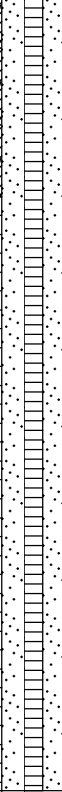
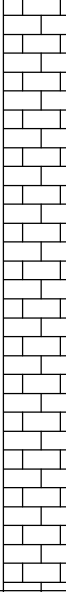
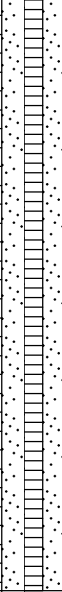
Facility/Project Name Cedarburg Light & Water / Cedarburg City Power Plant		License/Permit/Monitoring Number 246100800		Boring Number MW-2	
Boring Drilled By: Name of crew chief (first, last) and Firm Dan / Adam Bendorf / Sweet Probe Technologies, Inc. / Horizon		Date Drilling Started 8/22/2022		Date Drilling Completed 8/22/2022	
WI Unique Well No. WD766		DNR Well ID No.		Common Well Name MW-2	
Final Static Water Level Feet MSL		Surface Elevation Feet MSL		Borehole Diameter 2.0 inches	
Local Grid Origin <input type="checkbox"/> (estimated: <input type="checkbox"/>) or Boring Location <input checked="" type="checkbox"/> State Plane N, E S/C/N		Lat _____ " _____ "		Local Grid Location <input type="checkbox"/> N <input type="checkbox"/> E <input type="checkbox"/> S <input type="checkbox"/> W	
1/4 of _____		1/4 of Section 27, T 10 N, R 21 E		Long _____ " _____ "	
Facility ID 246100800		County Ozaukee		County Code 46	
Civil Town/City/ or Village Cedarburg					

Sample Number and Type	Length Att. & Recovered (in)	Blow Counts	Depth In Feet	Soil/Rock Description And Geologic Origin For Each Major Unit	U S C S	Graphic Log	Well Diagram	PID/FID	Soil Properties					RQD/ Comments
									Compressive Strength	Moisture Content	Liquid Limit	Plasticity Index	P 200	
	48 16		1	Topsoil				1.1						
			2	Concrete				0.8						
			3	Clay, low plasticity, stiff, dry, no odor, brown										
	48 48		4		CL			1.3						
			5											
			6					0.6						
			7	Sand, fine grained, dry, no odor, yellow/brown	SW									
			8	Clay, low plasticity, stiff, dry, no odor, brown	CL									
	48 36		8		SW			1.7						
			9	Sand, fine grained, dry, no odor, yellow/brown										
			9	Clay, low plasticity, stiff, dry, no odor, brown	CL									
			10											
			10	Sandy gravel, poorly graded, fine to medium grained, rounded to angular, dry, no odor	GPS			0.8						
			11											
			12											

I hereby certify that the information on this form is true and correct to the best of my knowledge.

Signature <i>Eoin Scoss</i>	Firm Stantec	Tel: Fax:
-----------------------------	---------------------	--------------

Boring Number **MW-2** Use only as an attachment to Form 4400-122. Page **2** of **2**

Sample		Blow Counts	Depth In Feet	Soil/Rock Description And Geologic Origin For Each Major Unit	U S C S	Graphic Log	Well Diagram	PID/FID	Soil Properties					RQD/ Comments	
Number and Type	Length Att. & Recovered (in)								Compressive Strength	Moisture Content	Liquid Limit	Plasticity Index	P 200		
	48 36			Gravelly clay, low plasticity, poorly graded, fine to small, angular to subrounded, moist, no odor, brown	CLG			1.1							
				DOLomite, small cobbles, tan/white/gray				0.8							

Eoin Deas

Route To: Watershed/Wastewater Waste Management
Remediation/Redevelopment Other

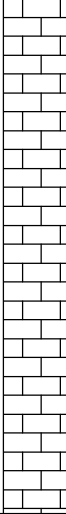
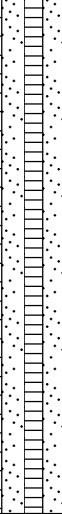
Facility/Project Name Cedarburg Light & Water / Cedarburg City Power Plant		License/Permit/Monitoring Number 246100800		Boring Number MW-3	
Boring Drilled By: Name of crew chief (first, last) and Firm Dan / Adam Bendorf / Sweet Probe Technologies, Inc. / Horizon		Date Drilling Started 8/22/2022		Date Drilling Completed 8/22/2022	
Drilling Method Geoprobe					
WI Unique Well No. WD767	DNR Well ID No.	Common Well Name MW-3	Final Static Water Level Feet MSL	Surface Elevation Feet MSL	Borehole Diameter 2.0 inches
Local Grid Origin <input type="checkbox"/> (estimated: <input type="checkbox"/>) or Boring Location <input checked="" type="checkbox"/> State Plane 1/4 of 1/4 of Section 27, T 10 N, R 21 E		Lat _____ ' _____ " _____ "		Local Grid Location <input type="checkbox"/> N <input type="checkbox"/> E <input type="checkbox"/> S <input type="checkbox"/> W	
Facility ID 246100800		County Ozaukee	County Code 46	Civil Town/City/ or Village Cedarburg	

Sample Number and Type	Length Att. & Recovered (in)	Blow Counts	Depth In Feet	Soil/Rock Description And Geologic Origin For Each Major Unit	U S C S	Graphic Log	Well Diagram	PID/FID	Soil Properties					RQD/ Comments	
									Compressive Strength	Moisture Content	Liquid Limit	Plasticity Index	P 200		
	48 24		0	Concrete											
			1	Clay with cobbles, medium to low plasticity, angular, poorly graded, very stiff, dry, no odor, clay-brown, cobbles-black	CL			0.6							
			2					1.8							
			3					0.3							
	48 48		4					0.3							
			5	Clay, low plasticity, very stiff, dry, no odor, brown	CL										
			6	Sand, fine grained, dry, no odor, yellow	SW										
			7	Clay, low plasticity, very stiff, dry, no odor, brown	CL			0.5							
			8	Clay, high plasticity, wet, no odor, brown	CH			1.4							
	48 44		9												
			10	Sand, fine grained, dry, no odor, yellow	SW			1.1							
			11	Clay, high plasticity, wet, no odor, brown	CH										
			12	Clay with some cobbles and limestone bedrock debris, high plasticity, wet, no odor,	CH										

I hereby certify that the information on this form is true and correct to the best of my knowledge.

Signature *Eoin Scoss* Firm Stantec Tel: _____ Fax: _____




Boring Number **MW-3** Use only as an attachment to Form 4400-122. Page **2** of **2**

Sample		Blow Counts	Depth In Feet	Soil/Rock Description And Geologic Origin For Each Major Unit	USCS	Graphic Log	Well Diagram	PID/FID	Soil Properties					RQD/ Comments
Number and Type	Length Att. & Recovered (in)								Compressive Strength	Moisture Content	Liquid Limit	Plasticity Index	P 200	
				brown DOLOMITE, fossils present, slightly porous, no odor, white/gray/tan				1						


Evan Deans

Route To: Watershed/Wastewater Waste Management
Remediation/Redevelopment Other

Facility/Project Name Cedarburg Light & Water / Cedarburg City Power Plant		License/Permit/Monitoring Number 246100800		Boring Number SB-1	
Boring Drilled By: Name of crew chief (first, last) and Firm Dan Bendorf Probe Technologies, Inc.		Date Drilling Started 8/23/2022		Date Drilling Completed 8/23/2022	
WI Unique Well No.		DNR Well ID No.		Common Well Name	
Final Static Water Level Feet MSL		Surface Elevation Feet MSL		Borehole Diameter 2.0 inches	
Local Grid Origin <input type="checkbox"/> (estimated: <input type="checkbox"/>) or Boring Location <input checked="" type="checkbox"/> State Plane N, E S/C/N		Lat _____ ' _____ "		Local Grid Location <input type="checkbox"/> N <input type="checkbox"/> E <input type="checkbox"/> S <input type="checkbox"/> W	
1/4 of 1/4 of Section 27, T 10 N, R 21 E		Long _____ ' _____ "		Feet _____ Feet _____	
Facility ID 246100800		County Ozaukee		County Code 46	
Civil Town/City/ or Village Cedarburg					






Sample Number and Type	Length Att. & Recovered (in)	Blow Counts	Depth In Feet	Soil/Rock Description And Geologic Origin For Each Major Unit	U S C S	Graphic Log	Well Diagram	PID/FID	Soil Properties					RQD/ Comments	
									Compressive Strength	Moisture Content	Liquid Limit	Plasticity Index	P 200		
	48 24		0	Asphalt											
			1	Sandy gravel, small to large grained, poorly graded, angular to subrounded, dry, no odor, brown	GPS			0.9							
			2					4.5							
			3	Sandy gravel, fine to small grained, subrounded to rounded, wet, no odor, orange/brown	GPS										
			4												

I hereby certify that the information on this form is true and correct to the best of my knowledge.

Signature 	Firm Stantec	Tel: Fax:
--	------------------------	--------------

Route To: Watershed/Wastewater Waste Management
Remediation/Redevelopment Other

Facility/Project Name Cedarburg Light & Water / Cedarburg City Power Plant		License/Permit/Monitoring Number 246100800		Boring Number SB-2	
Boring Drilled By: Name of crew chief (first, last) and Firm Dan Bendorf Probe Technologies, Inc.		Date Drilling Started 8/23/2022		Date Drilling Completed 8/23/2022	
WI Unique Well No.		DNR Well ID No.		Common Well Name	
Final Static Water Level Feet MSL		Surface Elevation Feet MSL		Borehole Diameter 2.0 inches	
Local Grid Origin <input type="checkbox"/> (estimated: <input type="checkbox"/>) or Boring Location <input checked="" type="checkbox"/> State Plane N, E S/C/N		Lat ° ' " Long ° ' "		Local Grid Location <input type="checkbox"/> N <input type="checkbox"/> E <input type="checkbox"/> S <input type="checkbox"/> W	
1/4 of Section 27, T 10 N, R 21 E		Facility ID 246100800		County Ozaukee	
County Code 46		Civil Town/City/ or Village Cedarburg			

Sample Number and Type	Length Att. & Recovered (in)	Blow Counts	Depth In Feet	Soil/Rock Description And Geologic Origin For Each Major Unit	U S C S	Graphic Log	Well Diagram	PID/FID	Soil Properties					RQD/ Comments
									Compressive Strength	Moisture Content	Liquid Limit	Plasticity Index	P 200	
	48 28			Asphalt										
			1	Cobble										
			2	Gravelly sand, fine to medium grained, poorly graded, angular, dry, no odor, light orange/brown	SPG			0.9 0.3						
			3	Clay, high plasticity, some trace gravel (angular, medium to small), wet, no odor, dark brown	CH									
			4	Gravelly clay, high plasticity, poorly graded, angular, small, wet, no odor, brown	CLG									

I hereby certify that the information on this form is true and correct to the best of my knowledge.

Signature *Eoin Scoss* Firm **Stantec** Tel: Fax:

Route To: Watershed/Wastewater Waste Management
Remediation/Redevelopment Other

Facility/Project Name Cedarburg Light & Water / Cedarburg City Power Plant		License/Permit/Monitoring Number 246100800		Boring Number SB-3	
Boring Drilled By: Name of crew chief (first, last) and Firm Dan Bendorf Probe Technologies, Inc.		Date Drilling Started 8/23/2022		Date Drilling Completed 8/23/2022	
WI Unique Well No.		DNR Well ID No.		Common Well Name	
Final Static Water Level Feet MSL		Surface Elevation Feet MSL		Borehole Diameter 2.0 inches	
Local Grid Origin <input type="checkbox"/> (estimated: <input type="checkbox"/>) or Boring Location <input checked="" type="checkbox"/> State Plane N, E S/C/N		Lat _____ ' _____ " Long _____ ' _____ "		Local Grid Location <input type="checkbox"/> N <input type="checkbox"/> E <input type="checkbox"/> S <input type="checkbox"/> W	
1/4 of _____		1/4 of Section 27, T 10 N, R 21 E			
Facility ID 246100800		County Ozaukee		County Code 46	
Civil Town/City/ or Village Cedarburg					

Sample Number and Type	Length Att. & Recovered (in)	Blow Counts	Depth In Feet	Soil/Rock Description And Geologic Origin For Each Major Unit	U S C S	Graphic Log	Well Diagram	PID/FID	Soil Properties					RQD/ Comments		
									Compressive Strength	Moisture Content	Liquid Limit	Plasticity Index	P 200			
	48 16			Apsahl												
			1	Sandy gravel, fine to medium grained, poorly graded, angular, dry, no odor, light white/brown	GPS			1.2								
			2	Gravelly clay, low plasticity poorly graded, rounded, no odor, dry, brown Cobbles	CLG			0.9								
			3	Sandy gravel, fine to medium grained, poorly graded, angular, dry, no odor, light white/brown	GPS											
			4	Sandy gravel, fine to medium grained, poorly graded, angular, dry, no odor, light white/brown	CLG											

I hereby certify that the information on this form is true and correct to the best of my knowledge.

Signature <i>Eoin Goss</i>	Firm Stantec	Tel: Fax:
-------------------------------	------------------------	--------------

Route To: Watershed/Wastewater Waste Management
Remediation/Redevelopment Other

Facility/Project Name Cedarburg Light & Water / Cedarburg City Power Plant		License/Permit/Monitoring Number 246100800		Boring Number SB-4	
Boring Drilled By: Name of crew chief (first, last) and Firm Dan Bendorf Probe Technologies, Inc.		Date Drilling Started 8/23/2022		Date Drilling Completed 8/23/2022	
WI Unique Well No.		DNR Well ID No.		Common Well Name	
Final Static Water Level Feet MSL		Surface Elevation Feet MSL		Borehole Diameter 2.0 inches	
Local Grid Origin <input type="checkbox"/> (estimated: <input type="checkbox"/>) or Boring Location <input checked="" type="checkbox"/> State Plane N, E S/C/N		Lat ° ' " Long ° ' "		Local Grid Location <input type="checkbox"/> N <input type="checkbox"/> E <input type="checkbox"/> S <input type="checkbox"/> W	
1/4 of 1/4 of Section 27, T 10 N, R 21 E		County Ozaukee		County Code 46	
Facility ID 246100800		Civil Town/City/ or Village Cedarburg			

Sample Number and Type	Length Att. & Recovered (in)	Blow Counts	Depth In Feet	Soil/Rock Description And Geologic Origin For Each Major Unit	U S C S	Graphic Log	Well Diagram	PID/FID	Soil Properties					RQD/ Comments	
									Compressive Strength	Moisture Content	Liquid Limit	Plasticity Index	P 200		
	48 28		1	Gravelly sand, small to medium grained, poorly graded, subrounded, no odor, dry, brown	SPG			0.5							
			2	Clay with trace gravel, high plasticity, rounded, poorly graded, no odor, wet, dark brown	CH			0.9							
			3	Gravelly sand, small to medium grained, poorly graded, subrounded, no odor, dry, brown	SPG										
			4	Cobbles											

I hereby certify that the information on this form is true and correct to the best of my knowledge.

Signature 	Firm Stantec	Tel: Fax:
---------------	------------------------	--------------

Route To: Watershed/Wastewater Waste Management
Remediation/Redevelopment Other

Facility/Project Name Cedarburg Light & Water / Cedarburg City Power Plant			License/Permit/Monitoring Number 246100800		Boring Number SB-5		
Boring Drilled By: Name of crew chief (first, last) and Firm Dan Bendorf Probe Technologies, Inc.			Date Drilling Started 8/23/2022		Date Drilling Completed 8/23/2022		
WI Unique Well No.		DNR Well ID No.	Common Well Name		Final Static Water Level Feet MSL		
					Surface Elevation Feet MSL		
					Borehole Diameter 2.0 inches		
Local Grid Origin <input type="checkbox"/> (estimated: <input type="checkbox"/>) or Boring Location <input checked="" type="checkbox"/> State Plane N, E S/C/N			Lat _____ ' _____ "		Local Grid Location <input type="checkbox"/> N <input type="checkbox"/> E <input type="checkbox"/> S <input type="checkbox"/> W		
1/4 of 1/4 of Section 27, T 10 N, R 21 E			Long _____ ' _____ "				
Facility ID 246100800		County Ozaukee		County Code 46		Civil Town/City/ or Village Cedarburg	

Sample Number and Type	Length Att. & Recovered (in)	Blow Counts	Depth In Feet	Soil/Rock Description And Geologic Origin For Each Major Unit	U S C S	Graphic Log	Well Diagram	PID/FID	Soil Properties					RQD/ Comments	
									Compressive Strength	Moisture Content	Liquid Limit	Plasticity Index	P 200		
	48 24			Asphalt				0.6							
			1	Gravelly clay, small to medium, poorly graded, subangular to angular, low plasticity, dry, no odor, brown	CLG			2.7							
			3	Cobbles											
			4	Gravelly clay, small to medium, poorly graded, subangular to angular, low plasticity, dry, no odor, brown	CLG										

I hereby certify that the information on this form is true and correct to the best of my knowledge.

Signature 	Firm Stantec	Tel: Fax:
---------------	------------------------	--------------

Notice: Completion of this report is required by chs. 160, 281, 283, 289, 291-293, 295, and 299, Wis. Stats., and chs. NR 141 and 812, Wis. Adm. Code. In accordance with chs. 281, 289, 291-293, 295, and 299, Wis. Stats., failure to file this form may result in a forfeiture of between \$10-25,000, or imprisonment for up to one year, depending on the program and conduct involved. Personally identifiable information on this form is not intended to be used for any other purpose. Return form to the appropriate DNR office and bureau. See instructions on reverse for more information.

Verification Only of Fill and Seal

Route to DNR Bureau:

- Drinking Water Watershed/Wastewater Remediation/Redevelopment
 Waste Management Other: _____

1. Well Location Information **2. Facility / Owner Information**

County: Ozaukee WI Unique Well # of Removed Well: _____ Hicap #: _____

Facility Name: Cedarburg Light & Water / Cedarburg City Power Plant

Latitude / Longitude (see instructions): 43° 17' 51.72" N 87° 59' 10.77" W
 Format Code: DD DDM
 Method Code: GPS008 SCR002 OTH001

Facility ID (FID or PWS): 246100800

1/4 Section: NE SE Section: 27 Township: 10 N Range: 21 E W

License/Permit/Monitoring #: _____

Well Street Address: W61 N617 Mequon Avenue

Original Well Owner: Cedarburg Light and Water

Well City, Village or Town: Cedarburg Well ZIP Code: 53012

Present Well Owner: Cedarburg Light and Water

Subdivision Name: _____ Lot #: _____

Mailing Address of Present Owner: N30 W5926 Lincoln Blvd

Reason for Removal from Service: Site Investigation complete WI Unique Well # of Replacement Well: _____

City of Present Owner: Cedarburg State: WI ZIP Code: 53012

3. Filled & Sealed Well / Drillhole / Borehole Information

4. Pump, Liner, Screen, Casing & Sealing Material

Monitoring Well Water Well Borehole / Drillhole
 Original Construction Date (mm/dd/yyyy): _____
 If a Well Construction Report is available, please attach.

Pump and piping removed? Yes No N/A
 Liner(s) removed? Yes No N/A
 Liner(s) perforated? Yes No N/A
 Screen removed? Yes No N/A
 Casing left in place? Yes No N/A
 Was casing cut off below surface? Yes No N/A
 Did sealing material rise to surface? Yes No N/A
 Did material settle after 24 hours? Yes No N/A
 If yes, was hole retopped? Yes No N/A
 If bentonite chips were used, were they hydrated with water from a known safe source? Yes No N/A

Construction Type:
 Drilled Driven (Sandpoint) Dug
 Other (specify): hand auger

Required Method of Placing Sealing Material:
 Conductor Pipe-Gravity Conductor Pipe-Pumped
 Screened & Poured (Bentonite Chips) Other (Explain): _____

Formation Type:
 Unconsolidated Formation Bedrock

Sealing Materials:
 Neat Cement Grout Concrete
 Sand-Cement (Concrete) Grout Bentonite Chips

Total Well Depth From Ground Surface (ft.): 3 Casing Diameter (in.): _____

Lower Drillhole Diameter (in.): 2 Casing Depth (ft.): _____

For Monitoring Wells and Monitoring Well Boreholes Only:
 Bentonite Chips Bentonite - Cement Grout
 Granular Bentonite Bentonite - Sand Slurry

Was well annular space grouted? Yes No Unknown

If yes, to what depth (feet)? _____ Depth to Water (feet): 11.82 - 15.09

5. Material Used to Fill Well / Drillhole

Material	From (ft.)	To (ft.)	No. Yards, Sacks Sealant or Volume (circle one)	Mix Ratio or Mud Weight
3/8" bentonite chips	Surface	3	1/4 sack	

6. Comments

HA-1

7. Supervision of Work **DNR Use Only**

Name of Person or Firm Doing Filling & Sealing: Erin Gross	License #: _____	Date of Filling & Sealing or Verification (mm/dd/yyyy): 08/23/2022	Date Received: _____	Noted By: _____
Street or Route: 12080 Corporate Parkway, Suite 200	City: Mequon	State: WI	ZIP Code: 53092-2649	Telephone Number: (608) 628-6278
Signature of Person Doing Work: <i>Erin Gross</i>			Date Signed: 05/11/2023	

Notice: Completion of this report is required by chs. 160, 281, 283, 289, 291-293, 295, and 299, Wis. Stats., and chs. NR 141 and 812, Wis. Adm. Code. In accordance with chs. 281, 289, 291-293, 295, and 299, Wis. Stats., failure to file this form may result in a forfeiture of between \$10-25,000, or imprisonment for up to one year, depending on the program and conduct involved. Personally identifiable information on this form is not intended to be used for any other purpose. Return form to the appropriate DNR office and bureau. See instructions on reverse for more information.

Route to DNR Bureau:

Verification Only of Fill and Seal

- Drinking Water Watershed/Wastewater Remediation/Redevelopment
 Waste Management Other: _____

1. Well Location Information **2. Facility / Owner Information**

County: Ozaukee WI Unique Well # of Removed Well: _____ Hicap #: _____
 Latitude / Longitude (see instructions): 43° 17' 52.23" N Format Code: DD Method Code: GPS008
 87° 59' 11.1" W DDM SCR002 OTH001
 ¼ / ¼ NE ¼ SE Section: 27 Township: 10 N Range: 21 E W

Facility Name: Cedarburg Light & Water / Cedarburg City Power Plant
 Facility ID (FID or PWS): 246100800
 License/Permit/Monitoring #: _____
 Original Well Owner: Cedarburg Light and Water

Well Street Address: W61 N617 Mequon Avenue

Present Well Owner: Cedarburg Light and Water

Well City, Village or Town: Cedarburg Well ZIP Code: 53012

Mailing Address of Present Owner: N30 W5926 Lincoln Blvd

Subdivision Name: _____ Lot #: _____

City of Present Owner: Cedarburg State: WI ZIP Code: 53012

Reason for Removal from Service: Site Investigation complete WI Unique Well # of Replacement Well: _____

3. Filled & Sealed Well / Drillhole / Borehole Information

Monitoring Well Original Construction Date (mm/dd/yyyy): _____
 Water Well If a Well Construction Report is available, please attach.
 Borehole / Drillhole

Construction Type:
 Drilled Driven (Sandpoint) Dug
 Other (specify): hand auger

Formation Type:
 Unconsolidated Formation Bedrock

Total Well Depth From Ground Surface (ft.): 4.5 Casing Diameter (in.): _____

Lower Drillhole Diameter (in.): 2 Casing Depth (ft.): _____

Was well annular space grouted? Yes No Unknown

If yes, to what depth (feet)? Depth to Water (feet): 11.82 - 15.09

4. Pump, Liner, Screen, Casing & Sealing Material

Pump and piping removed? Yes No N/A
 Liner(s) removed? Yes No N/A
 Liner(s) perforated? Yes No N/A
 Screen removed? Yes No N/A
 Casing left in place? Yes No N/A
 Was casing cut off below surface? Yes No N/A
 Did sealing material rise to surface? Yes No N/A
 Did material settle after 24 hours? Yes No N/A
 If yes, was hole retopped? Yes No N/A
 If bentonite chips were used, were they hydrated with water from a known safe source? Yes No N/A

Required Method of Placing Sealing Material:
 Conductor Pipe-Gravity Conductor Pipe-Pumped
 Screened & Poured (Bentonite Chips) Other (Explain): _____

Sealing Materials:
 Neat Cement Grout Concrete
 Sand-Cement (Concrete) Grout Bentonite Chips
 For Monitoring Wells and Monitoring Well Boreholes Only:
 Bentonite Chips Bentonite - Cement Grout
 Granular Bentonite Bentonite - Sand Slurry

5. Material Used to Fill Well / Drillhole

Material	From (ft.)	To (ft.)	No. Yards, Sacks Sealant or Volume (circle one)	Mix Ratio or Mud Weight
3/8" bentonite chips	Surface	4.5	1/4 sack	

6. Comments

HA-2

7. Supervision of Work **DNR Use Only**

Name of Person or Firm Doing Filling & Sealing: Erin Gross	License #: _____	Date of Filling & Sealing or Verification (mm/dd/yyyy): 08/23/2022	Date Received: _____	Noted By: _____
Street or Route: 12080 Corporate Parkway, Suite 200	City: Mequon	State: WI	ZIP Code: 53092-2649	Telephone Number: (608) 628-6278
Signature of Person Doing Work: <i>Erin Gross</i>			Date Signed: 05/11/2023	

Notice: Completion of this report is required by chs. 160, 281, 283, 289, 291-293, 295, and 299, Wis. Stats., and chs. NR 141 and 812, Wis. Adm. Code. In accordance with chs. 281, 289, 291-293, 295, and 299, Wis. Stats., failure to file this form may result in a forfeiture of between \$10-25,000, or imprisonment for up to one year, depending on the program and conduct involved. Personally identifiable information on this form is not intended to be used for any other purpose. Return form to the appropriate DNR office and bureau. See instructions on reverse for more information.

Route to DNR Bureau:

Verification Only of Fill and Seal

- Drinking Water Watershed/Wastewater Remediation/Redevelopment
 Waste Management Other: _____

1. Well Location Information **2. Facility / Owner Information**

County: Ozaukee WI Unique Well # of Removed Well: _____ Hicap #: _____

Facility Name: Cedarburg Light & Water / Cedarburg City Power Plant

Latitude / Longitude (see instructions): 43° 17' 51.35" N Format Code: DD Method Code: GPS008
 87° 59' 11.13" W DDM SCR002 OTH001

Facility ID (FID or PWS): 246100800

1/4 1/4 NE 1/4 SE Section: 27 Township: 10 N Range: 21 E W

License/Permit/Monitoring #

Well Street Address: W61 N617 Mequon Avenue

Original Well Owner: Cedarburg Light and Water

Well City, Village or Town: Cedarburg Well ZIP Code: 53012

Present Well Owner: Cedarburg Light and Water

Subdivision Name: _____ Lot #: _____

Mailing Address of Present Owner: N30 W5926 Lincoln Blvd

Reason for Removal from Service: Site Investigation complete WI Unique Well # of Replacement Well: _____

City of Present Owner: Cedarburg State: WI ZIP Code: 53012

3. Filled & Sealed Well / Drillhole / Borehole Information

4. Pump, Liner, Screen, Casing & Sealing Material

Monitoring Well Original Construction Date (mm/dd/yyyy): _____
 Water Well If a Well Construction Report is available, please attach.
 Borehole / Drillhole

- Pump and piping removed? Yes No N/A
 Liner(s) removed? Yes No N/A
 Liner(s) perforated? Yes No N/A
 Screen removed? Yes No N/A
 Casing left in place? Yes No N/A

Construction Type:
 Drilled Driven (Sandpoint) Dug
 Other (specify): Geoprobe

- Was casing cut off below surface? Yes No N/A
 Did sealing material rise to surface? Yes No N/A
 Did material settle after 24 hours? Yes No N/A
 If yes, was hole retopped? Yes No N/A
 If bentonite chips were used, were they hydrated with water from a known safe source? Yes No N/A

Formation Type:
 Unconsolidated Formation Bedrock

Required Method of Placing Sealing Material
 Conductor Pipe-Gravity Conductor Pipe-Pumped
 Screened & Poured (Bentonite Chips) Other (Explain): _____

Total Well Depth From Ground Surface (ft.): 4 Casing Diameter (in.): _____

Sealing Materials
 Neat Cement Grout Concrete
 Sand-Cement (Concrete) Grout Bentonite Chips

Lower Drillhole Diameter (in.): 2 Casing Depth (ft.): _____

Was well annular space grouted? Yes No Unknown

For Monitoring Wells and Monitoring Well Boreholes Only:
 Bentonite Chips Bentonite - Cement Grout
 Granular Bentonite Bentonite - Sand Slurry

If yes, to what depth (feet)? _____ Depth to Water (feet): 11.82 - 15.09

5. Material Used to Fill Well / Drillhole

From (ft.)	To (ft.)	No. Yards, Sacks Sealant or Volume (circle one)	Mix Ratio or Mud Weight
Surface	4	1/4 sack	

3/8" bentonite chips

6. Comments

SB-1

7. Supervision of Work **DNR Use Only**

Name of Person or Firm Doing Filling & Sealing	License #	Date of Filling & Sealing or Verification (mm/dd/yyyy)	Date Received	Noted By
Erin Gross		08/23/2022		
Street or Route: 12080 Corporate Parkway, Suite 200			Telephone Number: (608) 628-6278	
City: Mequon State: WI ZIP Code: 53092-2649			Signature of Person Doing Work: <i>Erin Gross</i> Date Signed: 05/11/2023	

Notice: Completion of this report is required by chs. 160, 281, 283, 289, 291-293, 295, and 299, Wis. Stats., and chs. NR 141 and 812, Wis. Adm. Code. In accordance with chs. 281, 289, 291-293, 295, and 299, Wis. Stats., failure to file this form may result in a forfeiture of between \$10-25,000, or imprisonment for up to one year, depending on the program and conduct involved. Personally identifiable information on this form is not intended to be used for any other purpose. Return form to the appropriate DNR office and bureau. See instructions on reverse for more information.

Route to DNR Bureau:

Verification Only of Fill and Seal

- Drinking Water Watershed/Wastewater Remediation/Redevelopment
 Waste Management Other: _____

1. Well Location Information **2. Facility / Owner Information**

County: Ozaukee WI Unique Well # of Removed Well: _____ Hicap #: _____

Facility Name: Cedarburg Light & Water / Cedarburg City Power Plant

Latitude / Longitude (see instructions): 43° 17' 51.59" N Format Code: DD Method Code: GPS008
 87° 59' 11.41" W DDM SCR002 OTH001

Facility ID (FID or PWS): 246100800
 License/Permit/Monitoring #: _____

1/4 1/4 NE 1/4 SE Section: 27 Township: 10 N Range: 21 E W

Original Well Owner: Cedarburg Light and Water

Well Street Address: W61 N617 Mequon Avenue

Present Well Owner: Cedarburg Light and Water

Well City, Village or Town: Cedarburg Well ZIP Code: 53012

Mailing Address of Present Owner: N30 W5926 Lincoln Blvd

Subdivision Name: _____ Lot #: _____

City of Present Owner: Cedarburg State: WI ZIP Code: 53012

Reason for Removal from Service: Site Investigation complete WI Unique Well # of Replacement Well: _____

3. Filled & Sealed Well / Drillhole / Borehole Information

4. Pump, Liner, Screen, Casing & Sealing Material

Monitoring Well Original Construction Date (mm/dd/yyyy): _____
 Water Well If a Well Construction Report is available, please attach.
 Borehole / Drillhole

- Pump and piping removed? Yes No N/A
 Liner(s) removed? Yes No N/A
 Liner(s) perforated? Yes No N/A
 Screen removed? Yes No N/A
 Casing left in place? Yes No N/A
 Was casing cut off below surface? Yes No N/A
 Did sealing material rise to surface? Yes No N/A
 Did material settle after 24 hours? Yes No N/A
 If yes, was hole retopped? Yes No N/A
 If bentonite chips were used, were they hydrated with water from a known safe source? Yes No N/A

Construction Type:
 Drilled Driven (Sandpoint) Dug
 Other (specify): Geoprobe

Required Method of Placing Sealing Material
 Conductor Pipe-Gravity Conductor Pipe-Pumped
 Screened & Poured (Bentonite Chips) Other (Explain): _____

Formation Type:
 Unconsolidated Formation Bedrock

Sealing Materials
 Neat Cement Grout Concrete
 Sand-Cement (Concrete) Grout Bentonite Chips
 For Monitoring Wells and Monitoring Well Boreholes Only:
 Bentonite Chips Bentonite - Cement Grout
 Granular Bentonite Bentonite - Sand Slurry

Total Well Depth From Ground Surface (ft.): 4 Casing Diameter (in.): _____

Lower Drillhole Diameter (in.): 2 Casing Depth (ft.): _____

Was well annular space grouted? Yes No Unknown

If yes, to what depth (feet)? _____ Depth to Water (feet): 11.82 - 15.09

5. Material Used to Fill Well / Drillhole

From (ft.)	To (ft.)	No. Yards, Sacks Sealant or Volume (circle one)	Mix Ratio or Mud Weight
Surface	4	1/4 sack	

3/8" bentonite chips

6. Comments

SB-2

7. Supervision of Work **DNR Use Only**

Name of Person or Firm Doing Filling & Sealing: Erin Gross	License #: _____	Date of Filling & Sealing or Verification (mm/dd/yyyy): 08/23/2022	Date Received: _____	Noted By: _____
Street or Route: 12080 Corporate Parkway, Suite 200	City: Mequon	State: WI	ZIP Code: 53092-2649	Telephone Number: (608) 628-6278
Signature of Person Doing Work: <i>Erin Gross</i>			Date Signed: 05/11/2023	

Notice: Completion of this report is required by chs. 160, 281, 283, 289, 291-293, 295, and 299, Wis. Stats., and chs. NR 141 and 812, Wis. Adm. Code. In accordance with chs. 281, 289, 291-293, 295, and 299, Wis. Stats., failure to file this form may result in a forfeiture of between \$10-25,000, or imprisonment for up to one year, depending on the program and conduct involved. Personally identifiable information on this form is not intended to be used for any other purpose. Return form to the appropriate DNR office and bureau. See instructions on reverse for more information.

Route to DNR Bureau:

Verification Only of Fill and Seal

- Drinking Water Watershed/Wastewater Remediation/Redevelopment
 Waste Management Other: _____

1. Well Location Information **2. Facility / Owner Information**

County: Ozaukee WI Unique Well # of Removed Well: _____ Hicap #: _____

Facility Name: Cedarburg Light & Water / Cedarburg City Power Plant

Latitude / Longitude (see instructions): 43° 17' 51.92" N Format Code: DD Method Code: GPS008
 87° 59' 11.63" W DDM SCR002 OTH001

Facility ID (FID or PWS): 246100800

1/4 NE 1/4 SE Section: 27 Township: 10 N Range: 21 E E W

License/Permit/Monitoring #: _____

Well Street Address: W61 N617 Mequon Avenue

Original Well Owner: Cedarburg Light and Water

Well City, Village or Town: Cedarburg Well ZIP Code: 53012

Present Well Owner: Cedarburg Light and Water

Subdivision Name: _____ Lot #: _____

Mailing Address of Present Owner: N30 W5926 Lincoln Blvd

City of Present Owner: Cedarburg State: WI ZIP Code: 53012

Reason for Removal from Service: Site Investigation complete WI Unique Well # of Replacement Well: _____

3. Filled & Sealed Well / Drillhole / Borehole Information

Monitoring Well Original Construction Date (mm/dd/yyyy): _____
 Water Well
 Borehole / Drillhole If a Well Construction Report is available, please attach.

4. Pump, Liner, Screen, Casing & Sealing Material

Construction Type:
 Drilled Driven (Sandpoint) Dug
 Other (specify): Geoprobe

Pump and piping removed? Yes No N/A
 Liner(s) removed? Yes No N/A
 Liner(s) perforated? Yes No N/A
 Screen removed? Yes No N/A
 Casing left in place? Yes No N/A
 Was casing cut off below surface? Yes No N/A
 Did sealing material rise to surface? Yes No N/A
 Did material settle after 24 hours? Yes No N/A
 If yes, was hole retopped? Yes No N/A
 If bentonite chips were used, were they hydrated with water from a known safe source? Yes No N/A

Formation Type:
 Unconsolidated Formation Bedrock

Required Method of Placing Sealing Material:
 Conductor Pipe-Gravity Conductor Pipe-Pumped
 Screened & Poured (Bentonite Chips) Other (Explain): _____

Total Well Depth From Ground Surface (ft.): 4 Casing Diameter (in.): _____

Sealing Materials:
 Neat Cement Grout Concrete
 Sand-Cement (Concrete) Grout Bentonite Chips

Lower Drillhole Diameter (in.): 2 Casing Depth (ft.): _____

For Monitoring Wells and Monitoring Well Boreholes Only:
 Bentonite Chips Bentonite - Cement Grout
 Granular Bentonite Bentonite - Sand Slurry

Was well annular space grouted? Yes No Unknown

If yes, to what depth (feet)? _____ Depth to Water (feet): 11.82 - 15.09

5. Material Used to Fill Well / Drillhole

Material	From (ft.)	To (ft.)	No. Yards, Sacks Sealant or Volume (circle one)	Mix Ratio or Mud Weight
3/8" bentonite chips	Surface	4	1/4 sack	

From (ft.)	To (ft.)	No. Yards, Sacks Sealant or Volume (circle one)	Mix Ratio or Mud Weight
Surface	4	1/4 sack	

6. Comments

SB-3

7. Supervision of Work **DNR Use Only**

Name of Person or Firm Doing Filling & Sealing: Erin Gross	License #: _____	Date of Filling & Sealing or Verification (mm/dd/yyyy): 08/23/2022	Date Received: _____	Noted By: _____
Street or Route: 12080 Corporate Parkway, Suite 200		Telephone Number: (608) 628-6278	Comments: _____	

City: Mequon State: WI ZIP Code: 53092-2649 Signature of Person Doing Work: *Erin Gross* Date Signed: 05/11/2023

Notice: Completion of this report is required by chs. 160, 281, 283, 289, 291-293, 295, and 299, Wis. Stats., and chs. NR 141 and 812, Wis. Adm. Code. In accordance with chs. 281, 289, 291-293, 295, and 299, Wis. Stats., failure to file this form may result in a forfeiture of between \$10-25,000, or imprisonment for up to one year, depending on the program and conduct involved. Personally identifiable information on this form is not intended to be used for any other purpose. Return form to the appropriate DNR office and bureau. See instructions on reverse for more information.

Route to DNR Bureau:

Verification Only of Fill and Seal

- Drinking Water Watershed/Wastewater Remediation/Redevelopment
 Waste Management Other: _____

1. Well Location Information **2. Facility / Owner Information**

County: Ozaukee WI Unique Well # of Removed Well: _____ Hicap #: _____

Facility Name: Cedarburg Light & Water / Cedarburg City Power Plant

Latitude / Longitude (see instructions): 43° 17' 52.12" N 87° 59' 11.86" W
 Format Code: DD DDM
 Method Code: GPS008 SCR002 OTH001

Facility ID (FID or PWS): 246100800
 License/Permit/Monitoring #: _____

1/4 NE 1/4 SE Section: 27 Township: 10 N Range: 21 E E W

Original Well Owner: Cedarburg Light and Water

Well Street Address: W61 N617 Mequon Avenue

Present Well Owner: Cedarburg Light and Water

Well City, Village or Town: Cedarburg Well ZIP Code: 53012

Mailing Address of Present Owner: N30 W5926 Lincoln Blvd

Subdivision Name: _____ Lot #: _____

City of Present Owner: Cedarburg State: WI ZIP Code: 53012

Reason for Removal from Service: Site Investigation complete WI Unique Well # of Replacement Well: _____

3. Filled & Sealed Well / Drillhole / Borehole Information

Monitoring Well Water Well Borehole / Drillhole
 Original Construction Date (mm/dd/yyyy): _____
 If a Well Construction Report is available, please attach.

Construction Type:
 Drilled Driven (Sandpoint) Dug
 Other (specify): Geoprobe

Formation Type:
 Unconsolidated Formation Bedrock

Total Well Depth From Ground Surface (ft.): 4 Casing Diameter (in.): _____

Lower Drillhole Diameter (in.): 2 Casing Depth (ft.): _____

Was well annular space grouted? Yes No Unknown

If yes, to what depth (feet)? _____ Depth to Water (feet): 11.82 - 15.09

4. Pump, Liner, Screen, Casing & Sealing Material

- Pump and piping removed? Yes No N/A
 Liner(s) removed? Yes No N/A
 Liner(s) perforated? Yes No N/A
 Screen removed? Yes No N/A
 Casing left in place? Yes No N/A
 Was casing cut off below surface? Yes No N/A
 Did sealing material rise to surface? Yes No N/A
 Did material settle after 24 hours? Yes No N/A
 If yes, was hole retopped? Yes No N/A
 If bentonite chips were used, were they hydrated with water from a known safe source? Yes No N/A

Required Method of Placing Sealing Material:
 Conductor Pipe-Gravity Conductor Pipe-Pumped
 Screened & Poured (Bentonite Chips) Other (Explain): _____

Sealing Materials:
 Neat Cement Grout Concrete
 Sand-Cement (Concrete) Grout Bentonite Chips
 For Monitoring Wells and Monitoring Well Boreholes Only:
 Bentonite Chips Bentonite - Cement Grout
 Granular Bentonite Bentonite - Sand Slurry

5. Material Used to Fill Well / Drillhole	From (ft.)	To (ft.)	No. Yards, Sacks Sealant or Volume (circle one)	Mix Ratio or Mud Weight
3/8" bentonite chips	Surface	4	1/4 sack	

6. Comments
 SB-4

7. Supervision of Work			DNR Use Only	
Name of Person or Firm Doing Filling & Sealing Erin Gross	License #	Date of Filling & Sealing or Verification (mm/dd/yyyy) 08/23/2022	Date Received	Noted By
Street or Route 12080 Corporate Parkway, Suite 200		Telephone Number (608) 628-6278	Comments	
City Mequon	State WI	ZIP Code 53092-2649	Signature of Person Doing Work <i>Erin Gross</i>	Date Signed 05/11/2023

Notice: Completion of this report is required by chs. 160, 281, 283, 289, 291-293, 295, and 299, Wis. Stats., and chs. NR 141 and 812, Wis. Adm. Code. In accordance with chs. 281, 289, 291-293, 295, and 299, Wis. Stats., failure to file this form may result in a forfeiture of between \$10-25,000, or imprisonment for up to one year, depending on the program and conduct involved. Personally identifiable information on this form is not intended to be used for any other purpose. Return form to the appropriate DNR office and bureau. See instructions on reverse for more information.

Route to DNR Bureau:

Verification Only of Fill and Seal

- Drinking Water Watershed/Wastewater Remediation/Redevelopment
 Waste Management Other: _____

1. Well Location Information **2. Facility / Owner Information**

County: Ozaukee WI Unique Well # of Removed Well: _____ Hicap #: _____

Facility Name: Cedarburg Light & Water / Cedarburg City Power Plant

Latitude / Longitude (see instructions): 43° 17' 52.48" N, 87° 59' 12.11" W
 Format Code: DD, DDM
 Method Code: GPS008, SCR002, OTH001

Facility ID (FID or PWS): 246100800
 License/Permit/Monitoring #: _____

1/4 Section: NE 1/4, SE 1/4 Section: 27 Township: 10 N Range: 21 E, W

Original Well Owner: Cedarburg Light and Water

Well Street Address: W61 N617 Mequon Avenue

Present Well Owner: Cedarburg Light and Water

Well City, Village or Town: Cedarburg Well ZIP Code: 53012

Mailing Address of Present Owner: N30 W5926 Lincoln Blvd

Subdivision Name: _____ Lot #: _____

City of Present Owner: Cedarburg State: WI ZIP Code: 53012

Reason for Removal from Service: Site Investigation complete WI Unique Well # of Replacement Well: _____

3. Filled & Sealed Well / Drillhole / Borehole Information

Monitoring Well Original Construction Date (mm/dd/yyyy): _____
 Water Well
 Borehole / Drillhole If a Well Construction Report is available, please attach.

Construction Type:
 Drilled Driven (Sandpoint) Dug
 Other (specify): Geoprobe

Formation Type:
 Unconsolidated Formation Bedrock

Total Well Depth From Ground Surface (ft.): 4 Casing Diameter (in.): _____

Lower Drillhole Diameter (in.): 2 Casing Depth (ft.): _____

Was well annular space grouted? Yes No Unknown

If yes, to what depth (feet)? _____ Depth to Water (feet): 11.82 - 15.09

4. Pump, Liner, Screen, Casing & Sealing Material

- Pump and piping removed? Yes No N/A
 Liner(s) removed? Yes No N/A
 Liner(s) perforated? Yes No N/A
 Screen removed? Yes No N/A
 Casing left in place? Yes No N/A
 Was casing cut off below surface? Yes No N/A
 Did sealing material rise to surface? Yes No N/A
 Did material settle after 24 hours? Yes No N/A
 If yes, was hole retopped? Yes No N/A
 If bentonite chips were used, were they hydrated with water from a known safe source? Yes No N/A

Required Method of Placing Sealing Material:
 Conductor Pipe-Gravity Conductor Pipe-Pumped
 Screened & Poured (Bentonite Chips) Other (Explain): _____

Sealing Materials:
 Neat Cement Grout Concrete
 Sand-Cement (Concrete) Grout Bentonite Chips
 For Monitoring Wells and Monitoring Well Boreholes Only:
 Bentonite Chips Bentonite - Cement Grout
 Granular Bentonite Bentonite - Sand Slurry

5. Material Used to Fill Well / Drillhole

Material	From (ft.)	To (ft.)	No. Yards, Sacks Sealant or Volume (circle one)	Mix Ratio or Mud Weight
3/8" bentonite chips	Surface	4	1/4 sack	

6. Comments

SB-5

7. Supervision of Work **DNR Use Only**

Name of Person or Firm Doing Filling & Sealing: Erin Gross License #: _____ Date of Filling & Sealing or Verification (mm/dd/yyyy): 08/23/2022

Street or Route: 12080 Corporate Parkway, Suite 200 Telephone Number: (608) 628-6278

City: Mequon State: WI ZIP Code: 53092-2649 Signature of Person Doing Work: *Erin Gross* Date Signed: 05/11/2023

Facility/Project Name Cedarburg Light & Water	Local Grid Location of Well ft. <input type="checkbox"/> N. <input type="checkbox"/> S. <input type="checkbox"/> E. <input type="checkbox"/> W.	Well Name MW1
Facility License, Permit or Monitoring No.	Local Grid Origin <input type="checkbox"/> (estimated: <input type="checkbox"/>) or Well Location <input type="checkbox"/> Lat. " " Long. " "	Wis. Unique Well No. WD765 DNR Well ID No.
Facility ID 246100800	St. Plane _____ ft. N, _____ ft. E. S/C/N	Date Well Installed 09/12/2022 m m d d y y y y
Type of Well Well Code _____ / _____	Section Location of Waste/Source NE 1/4 of SE 1/4 of Sec. 27, T. 10 N, R. 21 <input checked="" type="checkbox"/> E <input type="checkbox"/> W	Well Installed By: Name (first, last) and Firm Adam Sweet
Distance from Waste/Source _____ ft.	Location of Well Relative to Waste/Source u <input type="checkbox"/> Upgradient s <input checked="" type="checkbox"/> Sidegradient d <input type="checkbox"/> Downgradient n <input type="checkbox"/> Not Known	Horizon Construction & Exploration

- A. Protective pipe, top elevation _____ ft. MSL
- B. Well casing, top elevation **794.34** ft. MSL
- C. Land surface elevation _____ ft. MSL
- D. Surface seal, bottom _____ ft. MSL or _____ ft.

12. USCS classification of soil near screen:
 GP GM GC GW SW SP
 SM SC ML MH CL CH
 Bedrock

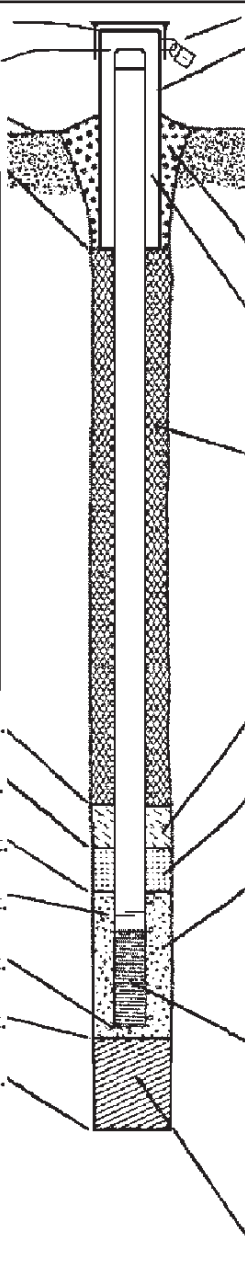
13. Sieve analysis performed? Yes No

14. Drilling method used: Rotary 5 0
 Hollow Stem Auger 4 1
Sonic Other

15. Drilling fluid used: Water 0 2 Air 0 1
 Drilling Mud 0 3 None 9 9

16. Drilling additives used? Yes No
 Describe _____

17. Source of water (attach analysis, if required):
Tap Water



- 1. Cap and lock? Yes No
- 2. Protective cover pipe:
 - a. Inside diameter: _____ in.
 - b. Length: _____ ft.
 - c. Material: Steel 0 4
Other
 - d. Additional protection? Yes No
If yes, describe: **Flush Mount**
- 3. Surface seal: Bentonite 3 0
Concrete 0 1
Other
- 4. Material between well casing and protective pipe: Bentonite 3 0
Other
- 5. Annular space seal:
 - a. Granular/Chipped Bentonite 3 3
 - b. _____ Lbs/gal mud weight . . . Bentonite-sand slurry 3 5
 - c. _____ Lbs/gal mud weight Bentonite slurry 3 1
 - d. _____ % Bentonite Bentonite-cement grout 5 0
 - e. _____ Ft³ volume added for any of the above
 - f. How installed: Tremie 0 1
Tremie pumped 0 2
Gravity 0 8
- 6. Bentonite seal:
 - a. Bentonite granules 3 3
 - b. 1/4 in. 3/8 in. 1/2 in. Bentonite chips 3 2
 - c. Baroid 3/8' chips Other
- 7. Fine sand material: Manufacturer, product name & mesh size
 a. **Red Flint #15**
- b. Volume added **N/A** ft³
- 8. Filter pack material: Manufacturer, product name & mesh size
 a. **Red Flint #40**
- b. Volume added **N/A** ft³
- 9. Well casing: Flush threaded PVC schedule 40 2 3
 Flush threaded PVC schedule 80 2 4
 Other
- 10. Screen material:
 - a. Screen type: Factory cut 1 1
 Continuous slot 0 1
 Other
 - b. Manufacturer _____
 - c. Slot size: **0.010** in.
 - d. Slotted length: **10** ft.
- 11. Backfill material (below filter pack): None 1 4
 Other

- E. Bentonite seal, top _____ ft. MSL or _____ ft.
- F. Fine sand, top _____ ft. MSL or _____ ft.
- G. Filter pack, top _____ ft. MSL or _____ ft.
- H. Screen joint, top _____ ft. MSL or **12.5** ft.
- I. Well bottom _____ ft. MSL or **22.5** ft.
- J. Filter pack, bottom _____ ft. MSL or _____ ft.
- K. Borehole, bottom _____ ft. MSL or _____ ft.
- L. Borehole, diameter **2** in.
- M. O.D. well casing _____ in.
- N. I.D. well casing _____ in.

I hereby certify that the information on this form is true and correct to the best of my knowledge.

Signature *M. Edmunds* Firm **Stantec Consulting Services Inc.**

Please complete both Forms 4400-113A and 4400-113B and return them to the appropriate DNR office and bureau. Completion of these reports is required by chs. 160, 281, 283, 289, 291, 292, 293, 295, and 299, Wis. Stats., and ch. NR 141, Wis. Adm. Code. In accordance with chs. 281, 289, 291, 292, 293, 295, and 299, Wis. Stats., failure to file these forms may result in a forfeiture of between \$10 and \$25,000, or imprisonment for up to one year, depending on the program and conduct involved. Personally identifiable information on these forms is not intended to be used for any other purpose. NOTE: See the instructions for more information, including where the completed forms should be sent.

Route to: Watershed/Wastewater Waste Management
Remediation/Redevelopment Other

Facility/Project Name Cedarburg Light & Power	County Name Ozaukee	Well Name MW1
Facility License, Permit or Monitoring Number 246100800	County Code 46	Wis. Unique Well Number WD765
		DNR Well ID Number _____

1. Can this well be purged dry? Yes No

2. Well development method
- surged with bailer and bailed 4 1
 - surged with bailer and pumped 6 1
 - surged with block and bailed 4 2
 - surged with block and pumped 6 2
 - surged with block, bailed and pumped 7 0
 - compressed air 2 0
 - bailed only 1 0
 - pumped only 5 1
 - pumped slowly 5 0
 - Other _____ _____

3. Time spent developing well _____ 120 min.

4. Depth of well (from top of well casing) _____ 22.5 ft.

5. Inside diameter of well _____ 2.00 in.

6. Volume of water in filter pack and well casing _____ gal.

7. Volume of water removed from well _____ 38.0 gal.

8. Volume of water added (if any) _____ gal.

9. Source of water added _____

10. Analysis performed on water added? Yes No
(If yes, attach results)

17. Additional comments on development:

11. Depth to Water Before Development After Development

(from top of well casing) a. _____ 14.45 _____ ft. _____ 13.94 _____ ft.

Date b. 09/12/2022 _____ 09/12/2022 _____
m m d d y y y y m m d d y y y y

Time c. _____ 12:12 _____ a.m. _____ 14:12 _____ p.m. _____ a.m. _____ p.m.

12. Sediment in well bottom _____ N/A _____ inches _____ N/A _____ inches

13. Water clarity Clear 1 0 Clear 2 0
Turbid 1 5 Turbid 2 5
(Describe) (Describe)

Fill in if drilling fluids were used and well is at solid waste facility:

14. Total suspended _____ mg/l _____ mg/l
solids

15. COD _____ mg/l _____ mg/l

16. Well developed by: Name (first, last) and Firm

First Name: Madeline Last Name: Edwards

Firm: Stantec Consulting Services Inc.

Name and Address of Facility Contact /Owner/Responsible Party

First Name: Ben Last Name: Collins

Facility/Firm: Cedarburg Light & Utility, 262-375-7650

Street: N30W5956 Lincoln Blvd

City/State/Zip: Cedarburg, WI 53012

I hereby certify that the above information is true and correct to the best of my knowledge.

Signature: 

Print Name: Madeline Edwards

Firm: Stantec Consulting Services Inc.

Facility/Project Name Cedarburg Light & Water		Local Grid Location of Well ft. <input type="checkbox"/> N. <input type="checkbox"/> E. <input type="checkbox"/> S. <input type="checkbox"/> W.		Well Name MW2	
Facility License, Permit or Monitoring No.		Local Grid Origin <input type="checkbox"/> (estimated: <input type="checkbox"/>) or Well Location <input type="checkbox"/>		Wis. Unique Well No. WD766 DNR Well ID No.	
Facility ID 246100800		St. Plane _____ ft. N, _____ ft. E. S/C/N		Date Well Installed 09/12/2022 m m d d y y y y	
Type of Well Well Code _____ / _____		Section Location of Waste/Source NE 1/4 of SE 1/4 of Sec. 27, T. 10 N, R. 21 <input checked="" type="checkbox"/> E <input type="checkbox"/> W		Well Installed By: Name (first, last) and Firm Adam Sweet	
Distance from Waste/Source _____ ft.		Location of Well Relative to Waste/Source u <input type="checkbox"/> Upgradient s <input checked="" type="checkbox"/> Sidegradient d <input type="checkbox"/> Downgradient n <input type="checkbox"/> Not Known		Horizon Construction & Exploration	
Enf. Stds. Apply <input type="checkbox"/>		Gov. Lot Number _____			

- A. Protective pipe, top elevation _____ ft. MSL
- B. Well casing, top elevation **794.7** ft. MSL
- C. Land surface elevation _____ ft. MSL
- D. Surface seal, bottom _____ ft. MSL or _____ ft.

12. USCS classification of soil near screen:
 GP GM GC GW SW SP
 SM SC ML MH CL CH
 Bedrock

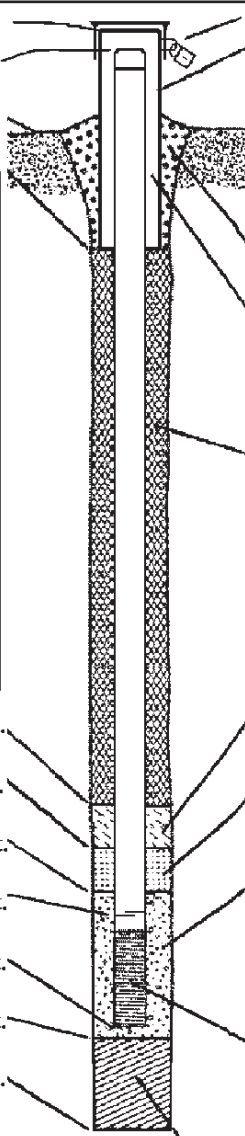
13. Sieve analysis performed? Yes No

14. Drilling method used: Rotary 5 0
 Hollow Stem Auger 4 1
Sonic Other

15. Drilling fluid used: Water 0 2 Air 0 1
 Drilling Mud 0 3 None 9 9

16. Drilling additives used? Yes No
 Describe _____

17. Source of water (attach analysis, if required):
Tap Water



- 1. Cap and lock? Yes No
- 2. Protective cover pipe:
 - a. Inside diameter: _____ in.
 - b. Length: _____ ft.
 - c. Material: Steel 0 4
Other
 - d. Additional protection? Yes No
If yes, describe: Flush Mount
- 3. Surface seal: Bentonite 3 0
Concrete 0 1
Other
- 4. Material between well casing and protective pipe: Bentonite 3 0
Other
- 5. Annular space seal:
 - a. Granular/Chipped Bentonite 3 3
 - b. _____ Lbs/gal mud weight . . . Bentonite-sand slurry 3 5
 - c. _____ Lbs/gal mud weight Bentonite slurry 3 1
 - d. _____ % Bentonite Bentonite-cement grout 5 0
 - e. _____ Ft³ volume added for any of the above
 - f. How installed: Tremie 0 1
Tremie pumped 0 2
Gravity 0 8
- 6. Bentonite seal:
 - a. Bentonite granules 3 3
 - b. 1/4 in. 3/8 in. 1/2 in. Bentonite chips 3 2
 - c. Baroid 3/8' chips Other
- 7. Fine sand material: Manufacturer, product name & mesh size
 a. Red Flint #15
 b. Volume added N/A ft³
- 8. Filter pack material: Manufacturer, product name & mesh size
 a. Red Flint #40
 b. Volume added N/A ft³
- 9. Well casing: Flush threaded PVC schedule 40 2 3
 Flush threaded PVC schedule 80 2 4
 Other
- 10. Screen material:
 - a. Screen type: Factory cut 1 1
Continuous slot 0 1
Other
 - b. Manufacturer _____
 - c. Slot size: 0.010 in.
 - d. Slotted length: 10 ft.
- 11. Backfill material (below filter pack): None 1 4
Other

- E. Bentonite seal, top _____ ft. MSL or _____ ft.
- F. Fine sand, top _____ ft. MSL or _____ ft.
- G. Filter pack, top _____ ft. MSL or _____ ft.
- H. Screen joint, top _____ ft. MSL or **12.0** ft.
- I. Well bottom _____ ft. MSL or **22.0** ft.
- J. Filter pack, bottom _____ ft. MSL or _____ ft.
- K. Borehole, bottom _____ ft. MSL or _____ ft.
- L. Borehole, diameter 2 in.
- M. O.D. well casing _____ in.
- N. I.D. well casing _____ in.

I hereby certify that the information on this form is true and correct to the best of my knowledge.

Signature M. Edmunds Firm **Stantec Consulting Services Inc.**

Please complete both Forms 4400-113A and 4400-113B and return them to the appropriate DNR office and bureau. Completion of these reports is required by chs. 160, 281, 283, 289, 291, 292, 293, 295, and 299, Wis. Stats., and ch. NR 141, Wis. Adm. Code. In accordance with chs. 281, 289, 291, 292, 293, 295, and 299, Wis. Stats., failure to file these forms may result in a forfeiture of between \$10 and \$25,000, or imprisonment for up to one year, depending on the program and conduct involved. Personally identifiable information on these forms is not intended to be used for any other purpose. NOTE: See the instructions for more information, including where the completed forms should be sent.

Route to: Watershed/Wastewater Waste Management
Remediation/Redevelopment Other

Facility/Project Name Cedarburg Light & Power	County Name Ozaukee	Well Name MW2	
Facility License, Permit or Monitoring Number 246100800	County Code 46	Wis. Unique Well Number WD766	DNR Well ID Number _____

1. Can this well be purged dry? Yes No

2. Well development method
- surged with bailer and bailed 4 1
 - surged with bailer and pumped 6 1
 - surged with block and bailed 4 2
 - surged with block and pumped 6 2
 - surged with block, bailed and pumped 7 0
 - compressed air 2 0
 - bailed only 1 0
 - pumped only 5 1
 - pumped slowly 5 0
 - Other _____ _____

3. Time spent developing well _____ 35 min.

4. Depth of well (from top of well casing) _____ 22.0 ft.

5. Inside diameter of well _____ 2.00 in.

6. Volume of water in filter pack and well casing _____ gal.

7. Volume of water removed from well _____ 28.0 gal.

8. Volume of water added (if any) _____ gal.

9. Source of water added _____

10. Analysis performed on water added? Yes No
(If yes, attach results)

17. Additional comments on development:

11. Depth to Water Before Development After Development

(from top of well casing) a. _____ 14.31 ft. _____ 14.41 ft.

Date b. 09/12/2022 _____ 09/13/2022 _____
m m d d y y y y m m d d y y y y

Time c. _____ 10:30 a.m. _____ 11:05 a.m.
_____ p.m. _____ p.m.

12. Sediment in well bottom _____ N/A inches _____ N/A inches

13. Water clarity Clear 1 0 Clear 2 0
Turbid 1 5 Turbid 2 5
(Describe) (Describe)

Fill in if drilling fluids were used and well is at solid waste facility:

14. Total suspended _____ mg/l _____ mg/l
solids

15. COD _____ mg/l _____ mg/l

16. Well developed by: Name (first, last) and Firm

First Name: Madeline Last Name: Edwards

Firm: Stantec Consulting Services Inc.

Name and Address of Facility Contact /Owner/Responsible Party

First Name: Ben Last Name: Collins

Facility/Firm: Cedarburg Light & Utility, 262-375-7650

Street: N30W5956 Lincoln Blvd

City/State/Zip: Cedarburg, WI 53012

I hereby certify that the above information is true and correct to the best of my knowledge.

Signature: 

Print Name: Madeline Edwards

Firm: Stantec Consulting Services Inc.

Facility/Project Name Cedarburg Light & Water		Local Grid Location of Well ft. <input type="checkbox"/> N. <input type="checkbox"/> S. <input type="checkbox"/> E. <input type="checkbox"/> W.		Well Name MW3	
Facility License, Permit or Monitoring No.		Local Grid Origin <input type="checkbox"/> (estimated: <input type="checkbox"/>) or Well Location <input type="checkbox"/>		Wis. Unique Well No. WD767 DNR Well ID No.	
Facility ID 246100800		St. Plane _____ ft. N, _____ ft. E. S/C/N		Date Well Installed 09/12/2022 m m d d y y y y	
Type of Well Well Code _____ / _____		Section Location of Waste/Source NE 1/4 of SE 1/4 of Sec. 27, T. 10 N, R. 21 <input checked="" type="checkbox"/> E <input type="checkbox"/> W		Well Installed By: Name (first, last) and Firm Adam Sweet	
Distance from Waste/Source _____ ft.		Location of Well Relative to Waste/Source u <input type="checkbox"/> Upgradient s <input checked="" type="checkbox"/> Sidegradient d <input type="checkbox"/> Downgradient n <input type="checkbox"/> Not Known		Horizon Construction & Exploration	
Enf. Stds. Apply <input type="checkbox"/>		Gov. Lot Number _____			

- A. Protective pipe, top elevation _____ ft. MSL
- B. Well casing, top elevation **796.34** ft. MSL
- C. Land surface elevation _____ ft. MSL
- D. Surface seal, bottom _____ ft. MSL or _____ ft.

12. USCS classification of soil near screen:
 GP GM GC GW SW SP
 SM SC ML MH CL CH
 Bedrock

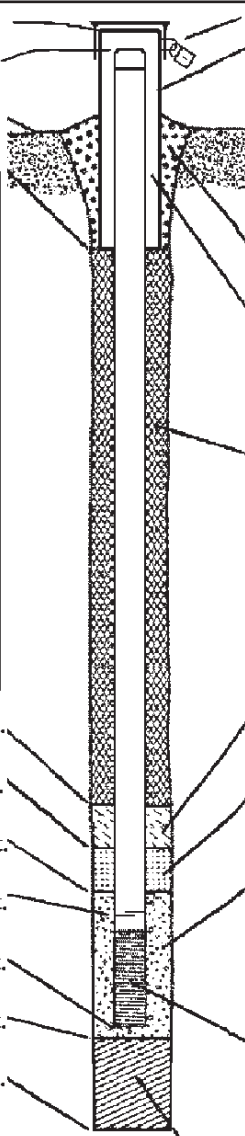
13. Sieve analysis performed? Yes No

14. Drilling method used: Rotary 5 0
 Hollow Stem Auger 4 1
Sonic Other

15. Drilling fluid used: Water 0 2 Air 0 1
 Drilling Mud 0 3 None 9 9

16. Drilling additives used? Yes No
 Describe _____

17. Source of water (attach analysis, if required):
Tap Water



- 1. Cap and lock? Yes No
- 2. Protective cover pipe:
 - a. Inside diameter: _____ in.
 - b. Length: _____ ft.
 - c. Material: Steel 0 4
Other
 - d. Additional protection? Yes No
If yes, describe: Flush Mount
- 3. Surface seal: Bentonite 3 0
Concrete 0 1
Other
- 4. Material between well casing and protective pipe: Bentonite 3 0
Other
- 5. Annular space seal:
 - a. Granular/Chipped Bentonite 3 3
 - b. _____ Lbs/gal mud weight . . . Bentonite-sand slurry 3 5
 - c. _____ Lbs/gal mud weight Bentonite slurry 3 1
 - d. _____ % Bentonite Bentonite-cement grout 5 0
 - e. _____ Ft³ volume added for any of the above
 - f. How installed: Tremie 0 1
Tremie pumped 0 2
Gravity 0 8
- 6. Bentonite seal:
 - a. Bentonite granules 3 3
 - b. 1/4 in. 3/8 in. 1/2 in. Bentonite chips 3 2
 - c. Baroid 3/8' chips Other
- 7. Fine sand material: Manufacturer, product name & mesh size
 a. Red Flint #15
- b. Volume added N/A ft³
- 8. Filter pack material: Manufacturer, product name & mesh size
 a. Red Flint #40
- b. Volume added N/A ft³
- 9. Well casing: Flush threaded PVC schedule 40 2 3
 Flush threaded PVC schedule 80 2 4
 Other
- 10. Screen material:
 - a. Screen type: Factory cut 1 1
 Continuous slot 0 1
 Other
 - b. Manufacturer _____
 - c. Slot size: 0.010 in.
 - d. Slotted length: 10 ft.
- 11. Backfill material (below filter pack): None 1 4
 Other

- E. Bentonite seal, top _____ ft. MSL or _____ ft.
- F. Fine sand, top _____ ft. MSL or _____ ft.
- G. Filter pack, top _____ ft. MSL or _____ ft.
- H. Screen joint, top _____ ft. MSL or **8.5** ft.
- I. Well bottom _____ ft. MSL or **18.5** ft.
- J. Filter pack, bottom _____ ft. MSL or _____ ft.
- K. Borehole, bottom _____ ft. MSL or _____ ft.
- L. Borehole, diameter 2 in.
- M. O.D. well casing _____ in.
- N. I.D. well casing _____ in.

I hereby certify that the information on this form is true and correct to the best of my knowledge.

Signature M. Edmunds Firm **Stantec Consulting Services Inc.**

Please complete both Forms 4400-113A and 4400-113B and return them to the appropriate DNR office and bureau. Completion of these reports is required by chs. 160, 281, 283, 289, 291, 292, 293, 295, and 299, Wis. Stats., and ch. NR 141, Wis. Adm. Code. In accordance with chs. 281, 289, 291, 292, 293, 295, and 299, Wis. Stats., failure to file these forms may result in a forfeiture of between \$10 and \$25,000, or imprisonment for up to one year, depending on the program and conduct involved. Personally identifiable information on these forms is not intended to be used for any other purpose. NOTE: See the instructions for more information, including where the completed forms should be sent.

Route to: Watershed/Wastewater Waste Management
Remediation/Redevelopment Other

Facility/Project Name Cedarburg Light & Power	County Name Ozaukee	Well Name MW3
Facility License, Permit or Monitoring Number 246100800	County Code 46	Wis. Unique Well Number WD767
		DNR Well ID Number _____

1. Can this well be purged dry? Yes No

2. Well development method
- surged with bailer and bailed 4 1
 - surged with bailer and pumped 6 1
 - surged with block and bailed 4 2
 - surged with block and pumped 6 2
 - surged with block, bailed and pumped 7 0
 - compressed air 2 0
 - bailed only 1 0
 - pumped only 5 1
 - pumped slowly 5 0
 - Other _____ _____

3. Time spent developing well _____ 35 min.

4. Depth of well (from top of well casing) _____ 18.5 ft.

5. Inside diameter of well _____ 2.00 in.

6. Volume of water in filter pack and well casing _____ gal.

7. Volume of water removed from well _____ 56.0 gal.

8. Volume of water added (if any) _____ gal.

9. Source of water added _____

10. Analysis performed on water added? Yes No
(If yes, attach results)

17. Additional comments on development:

11. Depth to Water Before Development After Development

(from top of well casing) a. _____ 12.50 _____ ft. _____ 13.59 _____ ft.

Date b. 09/12/2022 _____ 09/13/2022 _____
m m d d y y y y m m d d y y y y

Time c. 09:45 a.m. _____ 10:25 a.m.
_____ p.m. _____ p.m.

12. Sediment in well bottom _____ N/A _____ inches _____ N/A _____ inches

13. Water clarity Clear 1 0 _____ Clear 2 0 _____
Turbid 1 5 _____ Turbid 2 5 _____
(Describe) (Describe)

Fill in if drilling fluids were used and well is at solid waste facility:

14. Total suspended _____ mg/l _____ mg/l
solids

15. COD _____ mg/l _____ mg/l

16. Well developed by: Name (first, last) and Firm

First Name: Madeline Last Name: Edwards

Firm: Stantec Consulting Services Inc.

Name and Address of Facility Contact /Owner/Responsible Party
First Last
Name: Ben Name: Collins
Facility/Firm: Cedarburg Light & Utility, 262-375-7650
Street: N30W5956 Lincoln Blvd
City/State/Zip: Cedarburg, WI 53012

I hereby certify that the above information is true and correct to the best of my knowledge.

Signature: 

Print Name: Madeline Edwards

Firm: Stantec Consulting Services Inc.



APPENDIX B
LABORATORY
ANALYSIS REPORTS AND CHAIN-OF-CUSTODY

ANALYTICAL REPORT

Eurofins Chicago
2417 Bond Street
University Park, IL 60484
Tel: (708)534-5200

Laboratory Job ID: 500-221253-1

Client Project/Site: Cedarburg Light & Utility - 193709024

For:

Stantec Consulting Corp.
12080 Corporate Parkway
Mequon, Wisconsin 53092

Attn: Stu Gross



Authorized for release by:
9/6/2022 9:48:22 AM

Sandie Fredrick, Project Manager II
(920)261-1660

Sandra.Fredrick@et.eurofinsus.com

LINKS

Review your project
results through



Have a Question?



Visit us at:

www.eurofinsus.com/Env

The test results in this report meet all 2003 NELAC, 2009 TNI, and 2016 TNI requirements for accredited parameters, exceptions are noted in this report. This report may not be reproduced except in full, and with written approval from the laboratory. For questions please contact the Project Manager at the e-mail address or telephone number listed on this page.

This report has been electronically signed and authorized by the signatory. Electronic signature is intended to be the legally binding equivalent of a traditionally handwritten signature.

Results relate only to the items tested and the sample(s) as received by the laboratory.



Table of Contents

Cover Page	1
Table of Contents	2
Case Narrative	3
Detection Summary	4
Method Summary	5
Sample Summary	6
Client Sample Results	7
Definitions	13
QC Association	14
Surrogate Summary	15
QC Sample Results	16
Chronicle	21
Certification Summary	22
Chain of Custody	23
Receipt Checklists	24

Case Narrative

Client: Stantec Consulting Corp.
Project/Site: Cedarburg Light & Utility - 193709024

Job ID: 500-221253-1

Job ID: 500-221253-1

Laboratory: Eurofins Chicago

Narrative

Job Narrative 500-221253-1

Comments

No additional comments.

Receipt

The samples were received on 8/24/2022 9:35 AM. Unless otherwise noted below, the samples arrived in good condition, and where required, properly preserved and on ice. The temperature of the cooler at receipt was 1.2° C.

GC/MS VOA

Methods 624, 8260B, 8260D: The following sample is a labelled trip blank. The sample was analyzed twice, and both runs had detects above the reporting limit. It is likely these trip blanks were prepared when the lab was having water quality issues, which have since resolved. TRIP BLANK (500-221253-3)

No additional analytical or quality issues were noted, other than those described above or in the Definitions/Glossary page.

GC/MS Semi VOA

Method 8270D: The laboratory control sample (LCS) and laboratory control sample duplicate (LCSD) for preparation batch 500-671646 and analytical batch 500-671877 recovered outside control limits for the following analytes: Anthracene and Phenanthrene. These analytes were biased high in the LCS and were not detected in the associated samples; therefore, the data have been reported.

Method 8270D: The continuing calibration verification (CCV) associated with batch 500-671877 recovered above the upper control limit for Benzo[g,h,i]perylene. The samples associated with this CCV were non-detects for the affected analytes; therefore, the data have been reported. The associated sample is impacted: (CCVIS 500-671877/2).

No additional analytical or quality issues were noted, other than those described above or in the Definitions/Glossary page.

Organic Prep

No analytical or quality issues were noted, other than those described in the Definitions/Glossary page.

Detection Summary

Client: Stantec Consulting Corp.
Project/Site: Cedarburg Light & Utility - 193709024

Job ID: 500-221253-1

Client Sample ID: MW200

Lab Sample ID: 500-221253-1

Analyte	Result	Qualifier	RL	MDL	Unit	Dil Fac	D	Method	Prep Type
1,1-Dichloroethane	0.82	J	1.0	0.41	ug/L	1		8260B	Total/NA
Benzene	0.28	J	0.50	0.15	ug/L	1		8260B	Total/NA
cis-1,2-Dichloroethene	1.2		1.0	0.41	ug/L	1		8260B	Total/NA
Tetrachloroethene	1.8		1.0	0.37	ug/L	1		8260B	Total/NA
Trichloroethene	0.75		0.50	0.16	ug/L	1		8260B	Total/NA
Dibenz(a,h)anthracene	0.061	J	0.23	0.040	ug/L	1		8270D	Total/NA
Indeno[1,2,3-cd]pyrene	0.064	J	0.16	0.058	ug/L	1		8270D	Total/NA

Client Sample ID: MW400

Lab Sample ID: 500-221253-2

No Detections.

Client Sample ID: TRIP BLANK

Lab Sample ID: 500-221253-3

Analyte	Result	Qualifier	RL	MDL	Unit	Dil Fac	D	Method	Prep Type
Ethylbenzene	0.47	J	0.50	0.18	ug/L	1		8260B	Total/NA
Xylenes, Total	2.3		1.0	0.22	ug/L	1		8260B	Total/NA

This Detection Summary does not include radiochemical test results.

Eurofins Chicago

Method Summary

Client: Stantec Consulting Corp.
Project/Site: Cedarburg Light & Utility - 193709024

Job ID: 500-221253-1

Method	Method Description	Protocol	Laboratory
8260B	Volatile Organic Compounds (GC/MS)	SW846	EET CHI
8270D	Semivolatile Organic Compounds (GC/MS)	SW846	EET CHI
3510C	Liquid-Liquid Extraction (Separatory Funnel)	SW846	EET CHI
5030B	Purge and Trap	SW846	EET CHI

Protocol References:

SW846 = "Test Methods For Evaluating Solid Waste, Physical/Chemical Methods", Third Edition, November 1986 And Its Updates.

Laboratory References:

EET CHI = Eurofins Chicago, 2417 Bond Street, University Park, IL 60484, TEL (708)534-5200



Sample Summary

Client: Stantec Consulting Corp.
Project/Site: Cedarburg Light & Utility - 193709024

Job ID: 500-221253-1

Lab Sample ID	Client Sample ID	Matrix	Collected	Received
500-221253-1	MW200	Water	08/22/22 15:15	08/24/22 09:35
500-221253-2	MW400	Water	08/22/22 16:45	08/24/22 09:35
500-221253-3	TRIP BLANK	Water	08/22/22 00:00	08/24/22 09:35

1

2

3

4

5

6

7

8

9

10

11

12

13

14

15

Client Sample Results

Client: Stantec Consulting Corp.
Project/Site: Cedarburg Light & Utility - 193709024

Job ID: 500-221253-1

Client Sample ID: MW200

Lab Sample ID: 500-221253-1

Date Collected: 08/22/22 15:15

Matrix: Water

Date Received: 08/24/22 09:35

Method: 8260B - Volatile Organic Compounds (GC/MS)

Analyte	Result	Qualifier	RL	MDL	Unit	D	Prepared	Analyzed	Dil Fac
1,1,1,2-Tetrachloroethane	<0.46		1.0	0.46	ug/L			08/27/22 11:20	1
1,1,1-Trichloroethane	<0.38		1.0	0.38	ug/L			08/27/22 11:20	1
1,1,2,2-Tetrachloroethane	<0.40		1.0	0.40	ug/L			08/27/22 11:20	1
1,1,2-Trichloroethane	<0.35		1.0	0.35	ug/L			08/27/22 11:20	1
1,1-Dichloroethane	0.82	J	1.0	0.41	ug/L			08/27/22 11:20	1
1,1-Dichloroethene	<0.39		1.0	0.39	ug/L			08/27/22 11:20	1
1,1-Dichloropropene	<0.30		1.0	0.30	ug/L			08/27/22 11:20	1
1,2,3-Trichlorobenzene	<0.46		1.0	0.46	ug/L			08/27/22 11:20	1
1,2,3-Trichloropropane	<0.41		2.0	0.41	ug/L			08/27/22 11:20	1
1,2,4-Trichlorobenzene	<0.34		1.0	0.34	ug/L			08/27/22 11:20	1
1,2,4-Trimethylbenzene	<0.36		1.0	0.36	ug/L			08/27/22 11:20	1
1,2-Dibromo-3-Chloropropane	<2.0		5.0	2.0	ug/L			08/27/22 11:20	1
1,2-Dibromoethane	<0.39		1.0	0.39	ug/L			08/27/22 11:20	1
1,2-Dichlorobenzene	<0.33		1.0	0.33	ug/L			08/27/22 11:20	1
1,2-Dichloroethane	<0.39		1.0	0.39	ug/L			08/27/22 11:20	1
1,2-Dichloropropane	<0.43		1.0	0.43	ug/L			08/27/22 11:20	1
1,3,5-Trimethylbenzene	<0.25		1.0	0.25	ug/L			08/27/22 11:20	1
1,3-Dichlorobenzene	<0.40		1.0	0.40	ug/L			08/27/22 11:20	1
1,3-Dichloropropane	<0.36		1.0	0.36	ug/L			08/27/22 11:20	1
1,4-Dichlorobenzene	<0.36		1.0	0.36	ug/L			08/27/22 11:20	1
2,2-Dichloropropane	<0.44		1.0	0.44	ug/L			08/27/22 11:20	1
2-Chlorotoluene	<0.31		1.0	0.31	ug/L			08/27/22 11:20	1
4-Chlorotoluene	<0.35		1.0	0.35	ug/L			08/27/22 11:20	1
Benzene	0.28	J	0.50	0.15	ug/L			08/27/22 11:20	1
Bromobenzene	<0.36		1.0	0.36	ug/L			08/27/22 11:20	1
Bromochloromethane	<0.43		1.0	0.43	ug/L			08/27/22 11:20	1
Dichlorobromomethane	<0.37		1.0	0.37	ug/L			08/27/22 11:20	1
Bromoform	<0.48		1.0	0.48	ug/L			08/27/22 11:20	1
Bromomethane	<0.80		3.0	0.80	ug/L			08/27/22 11:20	1
Carbon tetrachloride	<0.38		1.0	0.38	ug/L			08/27/22 11:20	1
Chlorobenzene	<0.39		1.0	0.39	ug/L			08/27/22 11:20	1
Chloroethane	<0.51		1.0	0.51	ug/L			08/27/22 11:20	1
Chloroform	<0.37		2.0	0.37	ug/L			08/27/22 11:20	1
Chloromethane	<0.32		1.0	0.32	ug/L			08/27/22 11:20	1
cis-1,2-Dichloroethene	1.2		1.0	0.41	ug/L			08/27/22 11:20	1
cis-1,3-Dichloropropene	<0.42		1.0	0.42	ug/L			08/27/22 11:20	1
Dibromochloromethane	<0.49		1.0	0.49	ug/L			08/27/22 11:20	1
Dibromomethane	<0.27		1.0	0.27	ug/L			08/27/22 11:20	1
Dichlorodifluoromethane	<0.67		3.0	0.67	ug/L			08/27/22 11:20	1
Ethylbenzene	<0.18		0.50	0.18	ug/L			08/27/22 11:20	1
Hexachlorobutadiene	<0.45		1.0	0.45	ug/L			08/27/22 11:20	1
Isopropyl ether	<0.28		1.0	0.28	ug/L			08/27/22 11:20	1
Isopropylbenzene	<0.39		1.0	0.39	ug/L			08/27/22 11:20	1
Methyl tert-butyl ether	<0.39		1.0	0.39	ug/L			08/27/22 11:20	1
Methylene Chloride	<1.6		5.0	1.6	ug/L			08/27/22 11:20	1
Naphthalene	<0.34		1.0	0.34	ug/L			08/27/22 11:20	1
n-Butylbenzene	<0.39		1.0	0.39	ug/L			08/27/22 11:20	1
N-Propylbenzene	<0.41		1.0	0.41	ug/L			08/27/22 11:20	1
p-Isopropyltoluene	<0.36		1.0	0.36	ug/L			08/27/22 11:20	1

Euofins Chicago

Client Sample Results

Client: Stantec Consulting Corp.
Project/Site: Cedarburg Light & Utility - 193709024

Job ID: 500-221253-1

Client Sample ID: MW200

Lab Sample ID: 500-221253-1

Date Collected: 08/22/22 15:15

Matrix: Water

Date Received: 08/24/22 09:35

Method: 8260B - Volatile Organic Compounds (GC/MS) (Continued)

Analyte	Result	Qualifier	RL	MDL	Unit	D	Prepared	Analyzed	Dil Fac
sec-Butylbenzene	<0.40		1.0	0.40	ug/L			08/27/22 11:20	1
Styrene	<0.39		1.0	0.39	ug/L			08/27/22 11:20	1
tert-Butylbenzene	<0.40		1.0	0.40	ug/L			08/27/22 11:20	1
Tetrachloroethene	1.8		1.0	0.37	ug/L			08/27/22 11:20	1
Toluene	<0.15		0.50	0.15	ug/L			08/27/22 11:20	1
trans-1,2-Dichloroethene	<0.35		1.0	0.35	ug/L			08/27/22 11:20	1
trans-1,3-Dichloropropene	<0.36		1.0	0.36	ug/L			08/27/22 11:20	1
Trichloroethene	0.75		0.50	0.16	ug/L			08/27/22 11:20	1
Trichlorofluoromethane	<0.43		1.0	0.43	ug/L			08/27/22 11:20	1
Vinyl chloride	<0.20		1.0	0.20	ug/L			08/27/22 11:20	1
Xylenes, Total	<0.22		1.0	0.22	ug/L			08/27/22 11:20	1

Surrogate	%Recovery	Qualifier	Limits	Prepared	Analyzed	Dil Fac
1,2-Dichloroethane-d4 (Surr)	101		75 - 126		08/27/22 11:20	1
4-Bromofluorobenzene (Surr)	90		72 - 124		08/27/22 11:20	1
Dibromofluoromethane (Surr)	95		75 - 120		08/27/22 11:20	1
Toluene-d8 (Surr)	99		75 - 120		08/27/22 11:20	1

Method: 8270D - Semivolatile Organic Compounds (GC/MS)

Analyte	Result	Qualifier	RL	MDL	Unit	D	Prepared	Analyzed	Dil Fac
1-Methylnaphthalene	<0.24		1.6	0.24	ug/L		08/25/22 07:52	08/26/22 15:06	1
2-Methylnaphthalene	<0.051		1.6	0.051	ug/L		08/25/22 07:52	08/26/22 15:06	1
Acenaphthene	<0.24		0.78	0.24	ug/L		08/25/22 07:52	08/26/22 15:06	1
Acenaphthylene	<0.21		0.78	0.21	ug/L		08/25/22 07:52	08/26/22 15:06	1
Anthracene	<0.26	+	0.78	0.26	ug/L		08/25/22 07:52	08/26/22 15:06	1
Benzo[a]anthracene	<0.044		0.16	0.044	ug/L		08/25/22 07:52	08/26/22 15:06	1
Benzo[a]pyrene	<0.077		0.16	0.077	ug/L		08/25/22 07:52	08/26/22 15:06	1
Benzo[b]fluoranthene	<0.063		0.16	0.063	ug/L		08/25/22 07:52	08/26/22 15:06	1
Benzo[g,h,i]perylene	<0.29		0.78	0.29	ug/L		08/25/22 07:52	08/26/22 15:06	1
Benzo[k]fluoranthene	<0.050		0.16	0.050	ug/L		08/25/22 07:52	08/26/22 15:06	1
Chrysene	<0.053		0.16	0.053	ug/L		08/25/22 07:52	08/26/22 15:06	1
Dibenz(a,h)anthracene	0.061	J	0.23	0.040	ug/L		08/25/22 07:52	08/26/22 15:06	1
Fluoranthene	<0.35		0.78	0.35	ug/L		08/25/22 07:52	08/26/22 15:06	1
Fluorene	<0.19		0.78	0.19	ug/L		08/25/22 07:52	08/26/22 15:06	1
Indeno[1,2,3-cd]pyrene	0.064	J	0.16	0.058	ug/L		08/25/22 07:52	08/26/22 15:06	1
Naphthalene	<0.24		0.78	0.24	ug/L		08/25/22 07:52	08/26/22 15:06	1
Phenanthrene	<0.24	+	0.78	0.24	ug/L		08/25/22 07:52	08/26/22 15:06	1
Pyrene	<0.33		0.78	0.33	ug/L		08/25/22 07:52	08/26/22 15:06	1

Surrogate	%Recovery	Qualifier	Limits	Prepared	Analyzed	Dil Fac
2-Fluorobiphenyl (Surr)	67		34 - 110	08/25/22 07:52	08/26/22 15:06	1
Nitrobenzene-d5 (Surr)	44		36 - 120	08/25/22 07:52	08/26/22 15:06	1
Terphenyl-d14 (Surr)	109		40 - 145	08/25/22 07:52	08/26/22 15:06	1

Client Sample Results

Client: Stantec Consulting Corp.
 Project/Site: Cedarburg Light & Utility - 193709024

Job ID: 500-221253-1

Client Sample ID: MW400

Lab Sample ID: 500-221253-2

Date Collected: 08/22/22 16:45

Matrix: Water

Date Received: 08/24/22 09:35

Method: 8260B - Volatile Organic Compounds (GC/MS)

Analyte	Result	Qualifier	RL	MDL	Unit	D	Prepared	Analyzed	Dil Fac
1,1,1,2-Tetrachloroethane	<0.46		1.0	0.46	ug/L			08/27/22 11:43	1
1,1,1-Trichloroethane	<0.38		1.0	0.38	ug/L			08/27/22 11:43	1
1,1,2,2-Tetrachloroethane	<0.40		1.0	0.40	ug/L			08/27/22 11:43	1
1,1,2-Trichloroethane	<0.35		1.0	0.35	ug/L			08/27/22 11:43	1
1,1-Dichloroethane	<0.41		1.0	0.41	ug/L			08/27/22 11:43	1
1,1-Dichloroethene	<0.39		1.0	0.39	ug/L			08/27/22 11:43	1
1,1-Dichloropropene	<0.30		1.0	0.30	ug/L			08/27/22 11:43	1
1,2,3-Trichlorobenzene	<0.46		1.0	0.46	ug/L			08/27/22 11:43	1
1,2,3-Trichloropropane	<0.41		2.0	0.41	ug/L			08/27/22 11:43	1
1,2,4-Trichlorobenzene	<0.34		1.0	0.34	ug/L			08/27/22 11:43	1
1,2,4-Trimethylbenzene	<0.36		1.0	0.36	ug/L			08/27/22 11:43	1
1,2-Dibromo-3-Chloropropane	<2.0		5.0	2.0	ug/L			08/27/22 11:43	1
1,2-Dibromoethane	<0.39		1.0	0.39	ug/L			08/27/22 11:43	1
1,2-Dichlorobenzene	<0.33		1.0	0.33	ug/L			08/27/22 11:43	1
1,2-Dichloroethane	<0.39		1.0	0.39	ug/L			08/27/22 11:43	1
1,2-Dichloropropane	<0.43		1.0	0.43	ug/L			08/27/22 11:43	1
1,3,5-Trimethylbenzene	<0.25		1.0	0.25	ug/L			08/27/22 11:43	1
1,3-Dichlorobenzene	<0.40		1.0	0.40	ug/L			08/27/22 11:43	1
1,3-Dichloropropane	<0.36		1.0	0.36	ug/L			08/27/22 11:43	1
1,4-Dichlorobenzene	<0.36		1.0	0.36	ug/L			08/27/22 11:43	1
2,2-Dichloropropane	<0.44		1.0	0.44	ug/L			08/27/22 11:43	1
2-Chlorotoluene	<0.31		1.0	0.31	ug/L			08/27/22 11:43	1
4-Chlorotoluene	<0.35		1.0	0.35	ug/L			08/27/22 11:43	1
Benzene	<0.15		0.50	0.15	ug/L			08/27/22 11:43	1
Bromobenzene	<0.36		1.0	0.36	ug/L			08/27/22 11:43	1
Bromochloromethane	<0.43		1.0	0.43	ug/L			08/27/22 11:43	1
Dichlorobromomethane	<0.37		1.0	0.37	ug/L			08/27/22 11:43	1
Bromoform	<0.48		1.0	0.48	ug/L			08/27/22 11:43	1
Bromomethane	<0.80		3.0	0.80	ug/L			08/27/22 11:43	1
Carbon tetrachloride	<0.38		1.0	0.38	ug/L			08/27/22 11:43	1
Chlorobenzene	<0.39		1.0	0.39	ug/L			08/27/22 11:43	1
Chloroethane	<0.51		1.0	0.51	ug/L			08/27/22 11:43	1
Chloroform	<0.37		2.0	0.37	ug/L			08/27/22 11:43	1
Chloromethane	<0.32		1.0	0.32	ug/L			08/27/22 11:43	1
cis-1,2-Dichloroethene	<0.41		1.0	0.41	ug/L			08/27/22 11:43	1
cis-1,3-Dichloropropene	<0.42		1.0	0.42	ug/L			08/27/22 11:43	1
Dibromochloromethane	<0.49		1.0	0.49	ug/L			08/27/22 11:43	1
Dibromomethane	<0.27		1.0	0.27	ug/L			08/27/22 11:43	1
Dichlorodifluoromethane	<0.67		3.0	0.67	ug/L			08/27/22 11:43	1
Ethylbenzene	<0.18		0.50	0.18	ug/L			08/27/22 11:43	1
Hexachlorobutadiene	<0.45		1.0	0.45	ug/L			08/27/22 11:43	1
Isopropyl ether	<0.28		1.0	0.28	ug/L			08/27/22 11:43	1
Isopropylbenzene	<0.39		1.0	0.39	ug/L			08/27/22 11:43	1
Methyl tert-butyl ether	<0.39		1.0	0.39	ug/L			08/27/22 11:43	1
Methylene Chloride	<1.6		5.0	1.6	ug/L			08/27/22 11:43	1
Naphthalene	<0.34		1.0	0.34	ug/L			08/27/22 11:43	1
n-Butylbenzene	<0.39		1.0	0.39	ug/L			08/27/22 11:43	1
N-Propylbenzene	<0.41		1.0	0.41	ug/L			08/27/22 11:43	1
p-Isopropyltoluene	<0.36		1.0	0.36	ug/L			08/27/22 11:43	1

Eurofins Chicago

Client Sample Results

Client: Stantec Consulting Corp.
Project/Site: Cedarburg Light & Utility - 193709024

Job ID: 500-221253-1

Client Sample ID: MW400

Lab Sample ID: 500-221253-2

Date Collected: 08/22/22 16:45

Matrix: Water

Date Received: 08/24/22 09:35

Method: 8260B - Volatile Organic Compounds (GC/MS) (Continued)

Analyte	Result	Qualifier	RL	MDL	Unit	D	Prepared	Analyzed	Dil Fac
sec-Butylbenzene	<0.40		1.0	0.40	ug/L			08/27/22 11:43	1
Styrene	<0.39		1.0	0.39	ug/L			08/27/22 11:43	1
tert-Butylbenzene	<0.40		1.0	0.40	ug/L			08/27/22 11:43	1
Tetrachloroethene	<0.37		1.0	0.37	ug/L			08/27/22 11:43	1
Toluene	<0.15		0.50	0.15	ug/L			08/27/22 11:43	1
trans-1,2-Dichloroethene	<0.35		1.0	0.35	ug/L			08/27/22 11:43	1
trans-1,3-Dichloropropene	<0.36		1.0	0.36	ug/L			08/27/22 11:43	1
Trichloroethene	<0.16		0.50	0.16	ug/L			08/27/22 11:43	1
Trichlorofluoromethane	<0.43		1.0	0.43	ug/L			08/27/22 11:43	1
Vinyl chloride	<0.20		1.0	0.20	ug/L			08/27/22 11:43	1
Xylenes, Total	<0.22		1.0	0.22	ug/L			08/27/22 11:43	1

Surrogate	%Recovery	Qualifier	Limits	Prepared	Analyzed	Dil Fac
1,2-Dichloroethane-d4 (Surr)	98		75 - 126		08/27/22 11:43	1
4-Bromofluorobenzene (Surr)	86		72 - 124		08/27/22 11:43	1
Dibromofluoromethane (Surr)	95		75 - 120		08/27/22 11:43	1
Toluene-d8 (Surr)	98		75 - 120		08/27/22 11:43	1

Method: 8270D - Semivolatile Organic Compounds (GC/MS)

Analyte	Result	Qualifier	RL	MDL	Unit	D	Prepared	Analyzed	Dil Fac
1-Methylnaphthalene	<0.23		1.6	0.23	ug/L		08/25/22 07:52	08/26/22 15:30	1
2-Methylnaphthalene	<0.051		1.6	0.051	ug/L		08/25/22 07:52	08/26/22 15:30	1
Acenaphthene	<0.24		0.78	0.24	ug/L		08/25/22 07:52	08/26/22 15:30	1
Acenaphthylene	<0.21		0.78	0.21	ug/L		08/25/22 07:52	08/26/22 15:30	1
Anthracene	<0.26	+	0.78	0.26	ug/L		08/25/22 07:52	08/26/22 15:30	1
Benzo[a]anthracene	<0.044		0.16	0.044	ug/L		08/25/22 07:52	08/26/22 15:30	1
Benzo[a]pyrene	<0.077		0.16	0.077	ug/L		08/25/22 07:52	08/26/22 15:30	1
Benzo[b]fluoranthene	<0.063		0.16	0.063	ug/L		08/25/22 07:52	08/26/22 15:30	1
Benzo[g,h,i]perylene	<0.29		0.78	0.29	ug/L		08/25/22 07:52	08/26/22 15:30	1
Benzo[k]fluoranthene	<0.050		0.16	0.050	ug/L		08/25/22 07:52	08/26/22 15:30	1
Chrysene	<0.053		0.16	0.053	ug/L		08/25/22 07:52	08/26/22 15:30	1
Dibenz(a,h)anthracene	<0.039		0.23	0.039	ug/L		08/25/22 07:52	08/26/22 15:30	1
Fluoranthene	<0.35		0.78	0.35	ug/L		08/25/22 07:52	08/26/22 15:30	1
Fluorene	<0.19		0.78	0.19	ug/L		08/25/22 07:52	08/26/22 15:30	1
Indeno[1,2,3-cd]pyrene	<0.058		0.16	0.058	ug/L		08/25/22 07:52	08/26/22 15:30	1
Naphthalene	<0.24		0.78	0.24	ug/L		08/25/22 07:52	08/26/22 15:30	1
Phenanthrene	<0.23	+	0.78	0.23	ug/L		08/25/22 07:52	08/26/22 15:30	1
Pyrene	<0.33		0.78	0.33	ug/L		08/25/22 07:52	08/26/22 15:30	1

Surrogate	%Recovery	Qualifier	Limits	Prepared	Analyzed	Dil Fac
2-Fluorobiphenyl (Surr)	80		34 - 110	08/25/22 07:52	08/26/22 15:30	1
Nitrobenzene-d5 (Surr)	60		36 - 120	08/25/22 07:52	08/26/22 15:30	1
Terphenyl-d14 (Surr)	129		40 - 145	08/25/22 07:52	08/26/22 15:30	1

Euofins Chicago

Client Sample Results

Client: Stantec Consulting Corp.
 Project/Site: Cedarburg Light & Utility - 193709024

Job ID: 500-221253-1

Client Sample ID: TRIP BLANK

Lab Sample ID: 500-221253-3

Date Collected: 08/22/22 00:00

Matrix: Water

Date Received: 08/24/22 09:35

Method: 8260B - Volatile Organic Compounds (GC/MS)

Analyte	Result	Qualifier	RL	MDL	Unit	D	Prepared	Analyzed	Dil Fac
1,1,1,2-Tetrachloroethane	<0.46		1.0	0.46	ug/L			08/27/22 12:06	1
1,1,1-Trichloroethane	<0.38		1.0	0.38	ug/L			08/27/22 12:06	1
1,1,2,2-Tetrachloroethane	<0.40		1.0	0.40	ug/L			08/27/22 12:06	1
1,1,2-Trichloroethane	<0.35		1.0	0.35	ug/L			08/27/22 12:06	1
1,1-Dichloroethane	<0.41		1.0	0.41	ug/L			08/27/22 12:06	1
1,1-Dichloroethene	<0.39		1.0	0.39	ug/L			08/27/22 12:06	1
1,1-Dichloropropene	<0.30		1.0	0.30	ug/L			08/27/22 12:06	1
1,2,3-Trichlorobenzene	<0.46		1.0	0.46	ug/L			08/27/22 12:06	1
1,2,3-Trichloropropane	<0.41		2.0	0.41	ug/L			08/27/22 12:06	1
1,2,4-Trichlorobenzene	<0.34		1.0	0.34	ug/L			08/27/22 12:06	1
1,2,4-Trimethylbenzene	<0.36		1.0	0.36	ug/L			08/27/22 12:06	1
1,2-Dibromo-3-Chloropropane	<2.0		5.0	2.0	ug/L			08/27/22 12:06	1
1,2-Dibromoethane	<0.39		1.0	0.39	ug/L			08/27/22 12:06	1
1,2-Dichlorobenzene	<0.33		1.0	0.33	ug/L			08/27/22 12:06	1
1,2-Dichloroethane	<0.39		1.0	0.39	ug/L			08/27/22 12:06	1
1,2-Dichloropropane	<0.43		1.0	0.43	ug/L			08/27/22 12:06	1
1,3,5-Trimethylbenzene	<0.25		1.0	0.25	ug/L			08/27/22 12:06	1
1,3-Dichlorobenzene	<0.40		1.0	0.40	ug/L			08/27/22 12:06	1
1,3-Dichloropropane	<0.36		1.0	0.36	ug/L			08/27/22 12:06	1
1,4-Dichlorobenzene	<0.36		1.0	0.36	ug/L			08/27/22 12:06	1
2,2-Dichloropropane	<0.44		1.0	0.44	ug/L			08/27/22 12:06	1
2-Chlorotoluene	<0.31		1.0	0.31	ug/L			08/27/22 12:06	1
4-Chlorotoluene	<0.35		1.0	0.35	ug/L			08/27/22 12:06	1
Benzene	<0.15		0.50	0.15	ug/L			08/27/22 12:06	1
Bromobenzene	<0.36		1.0	0.36	ug/L			08/27/22 12:06	1
Bromochloromethane	<0.43		1.0	0.43	ug/L			08/27/22 12:06	1
Dichlorobromomethane	<0.37		1.0	0.37	ug/L			08/27/22 12:06	1
Bromoform	<0.48		1.0	0.48	ug/L			08/27/22 12:06	1
Bromomethane	<0.80		3.0	0.80	ug/L			08/27/22 12:06	1
Carbon tetrachloride	<0.38		1.0	0.38	ug/L			08/27/22 12:06	1
Chlorobenzene	<0.39		1.0	0.39	ug/L			08/27/22 12:06	1
Chloroethane	<0.51		1.0	0.51	ug/L			08/27/22 12:06	1
Chloroform	<0.37		2.0	0.37	ug/L			08/27/22 12:06	1
Chloromethane	<0.32		1.0	0.32	ug/L			08/27/22 12:06	1
cis-1,2-Dichloroethene	<0.41		1.0	0.41	ug/L			08/27/22 12:06	1
cis-1,3-Dichloropropene	<0.42		1.0	0.42	ug/L			08/27/22 12:06	1
Dibromochloromethane	<0.49		1.0	0.49	ug/L			08/27/22 12:06	1
Dibromomethane	<0.27		1.0	0.27	ug/L			08/27/22 12:06	1
Dichlorodifluoromethane	<0.67		3.0	0.67	ug/L			08/27/22 12:06	1
Ethylbenzene	0.47	J	0.50	0.18	ug/L			08/27/22 12:06	1
Hexachlorobutadiene	<0.45		1.0	0.45	ug/L			08/27/22 12:06	1
Isopropyl ether	<0.28		1.0	0.28	ug/L			08/27/22 12:06	1
Isopropylbenzene	<0.39		1.0	0.39	ug/L			08/27/22 12:06	1
Methyl tert-butyl ether	<0.39		1.0	0.39	ug/L			08/27/22 12:06	1
Methylene Chloride	<1.6		5.0	1.6	ug/L			08/27/22 12:06	1
Naphthalene	<0.34		1.0	0.34	ug/L			08/27/22 12:06	1
n-Butylbenzene	<0.39		1.0	0.39	ug/L			08/27/22 12:06	1
N-Propylbenzene	<0.41		1.0	0.41	ug/L			08/27/22 12:06	1
p-Isopropyltoluene	<0.36		1.0	0.36	ug/L			08/27/22 12:06	1

Eurofins Chicago

Client Sample Results

Client: Stantec Consulting Corp.
 Project/Site: Cedarburg Light & Utility - 193709024

Job ID: 500-221253-1

Client Sample ID: TRIP BLANK

Lab Sample ID: 500-221253-3

Date Collected: 08/22/22 00:00

Matrix: Water

Date Received: 08/24/22 09:35

Method: 8260B - Volatile Organic Compounds (GC/MS) (Continued)

Analyte	Result	Qualifier	RL	MDL	Unit	D	Prepared	Analyzed	Dil Fac
sec-Butylbenzene	<0.40		1.0	0.40	ug/L			08/27/22 12:06	1
Styrene	<0.39		1.0	0.39	ug/L			08/27/22 12:06	1
tert-Butylbenzene	<0.40		1.0	0.40	ug/L			08/27/22 12:06	1
Tetrachloroethene	<0.37		1.0	0.37	ug/L			08/27/22 12:06	1
Toluene	<0.15		0.50	0.15	ug/L			08/27/22 12:06	1
trans-1,2-Dichloroethene	<0.35		1.0	0.35	ug/L			08/27/22 12:06	1
trans-1,3-Dichloropropene	<0.36		1.0	0.36	ug/L			08/27/22 12:06	1
Trichloroethene	<0.16		0.50	0.16	ug/L			08/27/22 12:06	1
Trichlorofluoromethane	<0.43		1.0	0.43	ug/L			08/27/22 12:06	1
Vinyl chloride	<0.20		1.0	0.20	ug/L			08/27/22 12:06	1
Xylenes, Total	2.3		1.0	0.22	ug/L			08/27/22 12:06	1

Surrogate	%Recovery	Qualifier	Limits	Prepared	Analyzed	Dil Fac
1,2-Dichloroethane-d4 (Surr)	100		75 - 126		08/27/22 12:06	1
4-Bromofluorobenzene (Surr)	87		72 - 124		08/27/22 12:06	1
Dibromofluoromethane (Surr)	98		75 - 120		08/27/22 12:06	1
Toluene-d8 (Surr)	98		75 - 120		08/27/22 12:06	1

Definitions/Glossary

Client: Stantec Consulting Corp.
 Project/Site: Cedarburg Light & Utility - 193709024

Job ID: 500-221253-1

Qualifiers

GC/MS VOA

Qualifier	Qualifier Description
J	Result is less than the RL but greater than or equal to the MDL and the concentration is an approximate value.

GC/MS Semi VOA

Qualifier	Qualifier Description
*+	LCS and/or LCSD is outside acceptance limits, high biased.
J	Result is less than the RL but greater than or equal to the MDL and the concentration is an approximate value.

Glossary

Abbreviation	These commonly used abbreviations may or may not be present in this report.
α	Listed under the "D" column to designate that the result is reported on a dry weight basis
%R	Percent Recovery
CFL	Contains Free Liquid
CFU	Colony Forming Unit
CNF	Contains No Free Liquid
DER	Duplicate Error Ratio (normalized absolute difference)
Dil Fac	Dilution Factor
DL	Detection Limit (DoD/DOE)
DL, RA, RE, IN	Indicates a Dilution, Re-analysis, Re-extraction, or additional Initial metals/anion analysis of the sample
DLC	Decision Level Concentration (Radiochemistry)
EDL	Estimated Detection Limit (Dioxin)
LOD	Limit of Detection (DoD/DOE)
LOQ	Limit of Quantitation (DoD/DOE)
MCL	EPA recommended "Maximum Contaminant Level"
MDA	Minimum Detectable Activity (Radiochemistry)
MDC	Minimum Detectable Concentration (Radiochemistry)
MDL	Method Detection Limit
ML	Minimum Level (Dioxin)
MPN	Most Probable Number
MQL	Method Quantitation Limit
NC	Not Calculated
ND	Not Detected at the reporting limit (or MDL or EDL if shown)
NEG	Negative / Absent
POS	Positive / Present
PQL	Practical Quantitation Limit
PRES	Presumptive
QC	Quality Control
RER	Relative Error Ratio (Radiochemistry)
RL	Reporting Limit or Requested Limit (Radiochemistry)
RPD	Relative Percent Difference, a measure of the relative difference between two points
TEF	Toxicity Equivalent Factor (Dioxin)
TEQ	Toxicity Equivalent Quotient (Dioxin)
TNTC	Too Numerous To Count

QC Association Summary

Client: Stantec Consulting Corp.
Project/Site: Cedarburg Light & Utility - 193709024

Job ID: 500-221253-1

GC/MS VOA

Analysis Batch: 671989

Lab Sample ID	Client Sample ID	Prep Type	Matrix	Method	Prep Batch
500-221253-1	MW200	Total/NA	Water	8260B	
500-221253-2	MW400	Total/NA	Water	8260B	
500-221253-3	TRIP BLANK	Total/NA	Water	8260B	
MB 500-671989/34	Method Blank	Total/NA	Water	8260B	
LCS 500-671989/8	Lab Control Sample	Total/NA	Water	8260B	

GC/MS Semi VOA

Prep Batch: 671646

Lab Sample ID	Client Sample ID	Prep Type	Matrix	Method	Prep Batch
500-221253-1	MW200	Total/NA	Water	3510C	
500-221253-2	MW400	Total/NA	Water	3510C	
MB 500-671646/1-A	Method Blank	Total/NA	Water	3510C	
LCS 500-671646/2-A	Lab Control Sample	Total/NA	Water	3510C	
LCSD 500-671646/3-A	Lab Control Sample Dup	Total/NA	Water	3510C	

Analysis Batch: 671877

Lab Sample ID	Client Sample ID	Prep Type	Matrix	Method	Prep Batch
500-221253-1	MW200	Total/NA	Water	8270D	671646
500-221253-2	MW400	Total/NA	Water	8270D	671646
MB 500-671646/1-A	Method Blank	Total/NA	Water	8270D	671646
LCS 500-671646/2-A	Lab Control Sample	Total/NA	Water	8270D	671646
LCSD 500-671646/3-A	Lab Control Sample Dup	Total/NA	Water	8270D	671646

Surrogate Summary

Client: Stantec Consulting Corp.
Project/Site: Cedarburg Light & Utility - 193709024

Job ID: 500-221253-1

Method: 8260B - Volatile Organic Compounds (GC/MS)

Matrix: Water

Prep Type: Total/NA

Percent Surrogate Recovery (Acceptance Limits)

Lab Sample ID	Client Sample ID	DCA	BFB	DBFM	TOL
		(75-126)	(72-124)	(75-120)	(75-120)
500-221253-1	MW200	101	90	95	99
500-221253-2	MW400	98	86	95	98
500-221253-3	TRIP BLANK	100	87	98	98
LCS 500-671989/8	Lab Control Sample	92	91	93	98
MB 500-671989/34	Method Blank	93	88	93	101

Surrogate Legend

DCA = 1,2-Dichloroethane-d4 (Surr)

BFB = 4-Bromofluorobenzene (Surr)

DBFM = Dibromofluoromethane (Surr)

TOL = Toluene-d8 (Surr)

Method: 8270D - Semivolatile Organic Compounds (GC/MS)

Matrix: Water

Prep Type: Total/NA

Percent Surrogate Recovery (Acceptance Limits)

Lab Sample ID	Client Sample ID	FBP	NBZ	TPHL
		(34-110)	(36-120)	(40-145)
500-221253-1	MW200	67	44	109
500-221253-2	MW400	80	60	129
LCS 500-671646/2-A	Lab Control Sample	95	80	113
LCSD 500-671646/3-A	Lab Control Sample Dup	88	72	105
MB 500-671646/1-A	Method Blank	89	68	125

Surrogate Legend

FBP = 2-Fluorobiphenyl (Surr)

NBZ = Nitrobenzene-d5 (Surr)

TPHL = Terphenyl-d14 (Surr)

QC Sample Results

Client: Stantec Consulting Corp.
 Project/Site: Cedarburg Light & Utility - 193709024

Job ID: 500-221253-1

Method: 8260B - Volatile Organic Compounds (GC/MS)

Lab Sample ID: MB 500-671989/34
Matrix: Water
Analysis Batch: 671989

Client Sample ID: Method Blank
Prep Type: Total/NA

Analyte	MB	MB	RL	MDL	Unit	D	Prepared	Analyzed	Dil Fac
	Result	Qualifier							
1,1,1,2-Tetrachloroethane	<0.46		1.0	0.46	ug/L			08/27/22 05:57	1
1,1,1-Trichloroethane	<0.38		1.0	0.38	ug/L			08/27/22 05:57	1
1,1,2,2-Tetrachloroethane	<0.40		1.0	0.40	ug/L			08/27/22 05:57	1
1,1,2-Trichloroethane	<0.35		1.0	0.35	ug/L			08/27/22 05:57	1
1,1-Dichloroethane	<0.41		1.0	0.41	ug/L			08/27/22 05:57	1
1,1-Dichloroethene	<0.39		1.0	0.39	ug/L			08/27/22 05:57	1
1,1-Dichloropropene	<0.30		1.0	0.30	ug/L			08/27/22 05:57	1
1,2,3-Trichlorobenzene	0.548	J	1.0	0.46	ug/L			08/27/22 05:57	1
1,2,3-Trichloropropane	<0.41		2.0	0.41	ug/L			08/27/22 05:57	1
1,2,4-Trichlorobenzene	0.348	J	1.0	0.34	ug/L			08/27/22 05:57	1
1,2,4-Trimethylbenzene	<0.36		1.0	0.36	ug/L			08/27/22 05:57	1
1,2-Dibromo-3-Chloropropane	<2.0		5.0	2.0	ug/L			08/27/22 05:57	1
1,2-Dibromoethane	<0.39		1.0	0.39	ug/L			08/27/22 05:57	1
1,2-Dichlorobenzene	<0.33		1.0	0.33	ug/L			08/27/22 05:57	1
1,2-Dichloroethane	<0.39		1.0	0.39	ug/L			08/27/22 05:57	1
1,2-Dichloropropane	<0.43		1.0	0.43	ug/L			08/27/22 05:57	1
1,3,5-Trimethylbenzene	<0.25		1.0	0.25	ug/L			08/27/22 05:57	1
1,3-Dichlorobenzene	<0.40		1.0	0.40	ug/L			08/27/22 05:57	1
1,3-Dichloropropane	<0.36		1.0	0.36	ug/L			08/27/22 05:57	1
1,4-Dichlorobenzene	<0.36		1.0	0.36	ug/L			08/27/22 05:57	1
2,2-Dichloropropane	<0.44		1.0	0.44	ug/L			08/27/22 05:57	1
2-Chlorotoluene	<0.31		1.0	0.31	ug/L			08/27/22 05:57	1
4-Chlorotoluene	<0.35		1.0	0.35	ug/L			08/27/22 05:57	1
Benzene	<0.15		0.50	0.15	ug/L			08/27/22 05:57	1
Bromobenzene	<0.36		1.0	0.36	ug/L			08/27/22 05:57	1
Bromochloromethane	<0.43		1.0	0.43	ug/L			08/27/22 05:57	1
Dichlorobromomethane	<0.37		1.0	0.37	ug/L			08/27/22 05:57	1
Bromoform	<0.48		1.0	0.48	ug/L			08/27/22 05:57	1
Bromomethane	<0.80		3.0	0.80	ug/L			08/27/22 05:57	1
Carbon tetrachloride	<0.38		1.0	0.38	ug/L			08/27/22 05:57	1
Chlorobenzene	<0.39		1.0	0.39	ug/L			08/27/22 05:57	1
Chloroethane	<0.51		1.0	0.51	ug/L			08/27/22 05:57	1
Chloroform	<0.37		2.0	0.37	ug/L			08/27/22 05:57	1
Chloromethane	<0.32		1.0	0.32	ug/L			08/27/22 05:57	1
cis-1,2-Dichloroethene	<0.41		1.0	0.41	ug/L			08/27/22 05:57	1
cis-1,3-Dichloropropene	<0.42		1.0	0.42	ug/L			08/27/22 05:57	1
Dibromochloromethane	<0.49		1.0	0.49	ug/L			08/27/22 05:57	1
Dibromomethane	<0.27		1.0	0.27	ug/L			08/27/22 05:57	1
Dichlorodifluoromethane	<0.67		3.0	0.67	ug/L			08/27/22 05:57	1
Ethylbenzene	<0.18		0.50	0.18	ug/L			08/27/22 05:57	1
Hexachlorobutadiene	<0.45		1.0	0.45	ug/L			08/27/22 05:57	1
Isopropyl ether	<0.28		1.0	0.28	ug/L			08/27/22 05:57	1
Isopropylbenzene	<0.39		1.0	0.39	ug/L			08/27/22 05:57	1
Methyl tert-butyl ether	<0.39		1.0	0.39	ug/L			08/27/22 05:57	1
Methylene Chloride	<1.6		5.0	1.6	ug/L			08/27/22 05:57	1
Naphthalene	0.816	J	1.0	0.34	ug/L			08/27/22 05:57	1
n-Butylbenzene	<0.39		1.0	0.39	ug/L			08/27/22 05:57	1
N-Propylbenzene	<0.41		1.0	0.41	ug/L			08/27/22 05:57	1

Eurofins Chicago

QC Sample Results

Client: Stantec Consulting Corp.
 Project/Site: Cedarburg Light & Utility - 193709024

Job ID: 500-221253-1

Method: 8260B - Volatile Organic Compounds (GC/MS) (Continued)

Lab Sample ID: MB 500-671989/34
Matrix: Water
Analysis Batch: 671989

Client Sample ID: Method Blank
Prep Type: Total/NA

Analyte	MB	MB	RL	MDL	Unit	D	Prepared	Analyzed	Dil Fac
	Result	Qualifier							
p-Isopropyltoluene	<0.36		1.0	0.36	ug/L			08/27/22 05:57	1
sec-Butylbenzene	<0.40		1.0	0.40	ug/L			08/27/22 05:57	1
Styrene	<0.39		1.0	0.39	ug/L			08/27/22 05:57	1
tert-Butylbenzene	<0.40		1.0	0.40	ug/L			08/27/22 05:57	1
Tetrachloroethene	<0.37		1.0	0.37	ug/L			08/27/22 05:57	1
Toluene	<0.15		0.50	0.15	ug/L			08/27/22 05:57	1
trans-1,2-Dichloroethene	<0.35		1.0	0.35	ug/L			08/27/22 05:57	1
trans-1,3-Dichloropropene	<0.36		1.0	0.36	ug/L			08/27/22 05:57	1
Trichloroethene	<0.16		0.50	0.16	ug/L			08/27/22 05:57	1
Trichlorofluoromethane	<0.43		1.0	0.43	ug/L			08/27/22 05:57	1
Vinyl chloride	<0.20		1.0	0.20	ug/L			08/27/22 05:57	1
Xylenes, Total	<0.22		1.0	0.22	ug/L			08/27/22 05:57	1

Surrogate	MB	MB	Limits	Prepared	Analyzed	Dil Fac
	%Recovery	Qualifier				
1,2-Dichloroethane-d4 (Surr)	93		75 - 126		08/27/22 05:57	1
4-Bromofluorobenzene (Surr)	88		72 - 124		08/27/22 05:57	1
Dibromofluoromethane (Surr)	93		75 - 120		08/27/22 05:57	1
Toluene-d8 (Surr)	101		75 - 120		08/27/22 05:57	1

Lab Sample ID: LCS 500-671989/8
Matrix: Water
Analysis Batch: 671989

Client Sample ID: Lab Control Sample
Prep Type: Total/NA

Analyte	Spike Added	LCS Result	LCS Qualifier	Unit	D	%Rec	%Rec Limits
1,1,1-Trichloroethane	50.0	48.3		ug/L		97	70 - 125
1,1,1,2-Tetrachloroethane	50.0	44.7		ug/L		89	62 - 140
1,1,2-Trichloroethane	50.0	48.3		ug/L		97	71 - 130
1,1-Dichloroethane	50.0	46.6		ug/L		93	70 - 125
1,1-Dichloroethene	50.0	51.0		ug/L		102	67 - 122
1,1-Dichloropropene	50.0	49.1		ug/L		98	70 - 121
1,2,3-Trichlorobenzene	50.0	39.4		ug/L		79	51 - 145
1,2,3-Trichloropropane	50.0	44.5		ug/L		89	50 - 133
1,2,4-Trichlorobenzene	50.0	43.2		ug/L		86	57 - 137
1,2,4-Trimethylbenzene	50.0	47.3		ug/L		95	70 - 123
1,2-Dibromo-3-Chloropropane	50.0	40.0		ug/L		80	56 - 123
1,2-Dibromoethane	50.0	45.3		ug/L		91	70 - 125
1,2-Dichlorobenzene	50.0	47.3		ug/L		95	70 - 125
1,2-Dichloroethane	50.0	46.3		ug/L		93	68 - 127
1,2-Dichloropropane	50.0	47.2		ug/L		94	67 - 130
1,3,5-Trimethylbenzene	50.0	47.1		ug/L		94	70 - 123
1,3-Dichlorobenzene	50.0	48.1		ug/L		96	70 - 125
1,3-Dichloropropane	50.0	46.6		ug/L		93	62 - 136
1,4-Dichlorobenzene	50.0	48.2		ug/L		96	70 - 120
2,2-Dichloropropane	50.0	46.2		ug/L		92	58 - 139
2-Chlorotoluene	50.0	47.5		ug/L		95	70 - 125
4-Chlorotoluene	50.0	46.9		ug/L		94	68 - 124
Benzene	50.0	50.1		ug/L		100	70 - 120

Eurofins Chicago

QC Sample Results

Client: Stantec Consulting Corp.
 Project/Site: Cedarburg Light & Utility - 193709024

Job ID: 500-221253-1

Method: 8260B - Volatile Organic Compounds (GC/MS) (Continued)

Lab Sample ID: LCS 500-671989/8
Matrix: Water
Analysis Batch: 671989

Client Sample ID: Lab Control Sample
Prep Type: Total/NA

Analyte	Spike Added	LCS Result	LCS Qualifier	Unit	D	%Rec	%Rec Limits
Bromobenzene	50.0	47.8		ug/L		96	70 - 122
Bromochloromethane	50.0	48.1		ug/L		96	65 - 122
Dichlorobromomethane	50.0	48.8		ug/L		98	69 - 120
Bromoform	50.0	50.3		ug/L		101	56 - 132
Bromomethane	50.0	36.8		ug/L		74	40 - 152
Carbon tetrachloride	50.0	50.1		ug/L		100	59 - 133
Chlorobenzene	50.0	50.0		ug/L		100	70 - 120
Chloroethane	50.0	43.1		ug/L		86	48 - 136
Chloroform	50.0	45.6		ug/L		91	70 - 120
Chloromethane	50.0	46.0		ug/L		92	56 - 152
cis-1,2-Dichloroethene	50.0	49.1		ug/L		98	70 - 125
cis-1,3-Dichloropropene	50.0	45.0		ug/L		90	64 - 127
Dibromochloromethane	50.0	48.8		ug/L		98	68 - 125
Dibromomethane	50.0	47.2		ug/L		94	70 - 120
Dichlorodifluoromethane	50.0	47.4		ug/L		95	40 - 159
Ethylbenzene	50.0	46.3		ug/L		93	70 - 123
Hexachlorobutadiene	50.0	51.8		ug/L		104	51 - 150
Isopropylbenzene	50.0	47.8		ug/L		96	70 - 126
Methyl tert-butyl ether	50.0	43.6		ug/L		87	55 - 123
Methylene Chloride	50.0	48.0		ug/L		96	69 - 125
Naphthalene	50.0	35.5		ug/L		71	53 - 144
n-Butylbenzene	50.0	48.6		ug/L		97	68 - 125
N-Propylbenzene	50.0	49.5		ug/L		99	69 - 127
p-Isopropyltoluene	50.0	47.6		ug/L		95	70 - 125
sec-Butylbenzene	50.0	50.2		ug/L		100	70 - 123
Styrene	50.0	49.6		ug/L		99	70 - 120
tert-Butylbenzene	50.0	47.5		ug/L		95	70 - 121
Tetrachloroethene	50.0	55.2		ug/L		110	70 - 128
Toluene	50.0	46.8		ug/L		94	70 - 125
trans-1,2-Dichloroethene	50.0	49.0		ug/L		98	70 - 125
trans-1,3-Dichloropropene	50.0	43.5		ug/L		87	62 - 128
Trichloroethene	50.0	49.9		ug/L		100	70 - 125
Trichlorofluoromethane	50.0	50.7		ug/L		101	55 - 128
Vinyl chloride	50.0	45.2		ug/L		90	64 - 126
Xylenes, Total	100	97.0		ug/L		97	70 - 125

Surrogate	LCS LCS		Limits
	%Recovery	Qualifier	
1,2-Dichloroethane-d4 (Surr)	92		75 - 126
4-Bromofluorobenzene (Surr)	91		72 - 124
Dibromofluoromethane (Surr)	93		75 - 120
Toluene-d8 (Surr)	98		75 - 120

QC Sample Results

Client: Stantec Consulting Corp.
Project/Site: Cedarburg Light & Utility - 193709024

Job ID: 500-221253-1

Method: 8270D - Semivolatile Organic Compounds (GC/MS)

Lab Sample ID: MB 500-671646/1-A
Matrix: Water
Analysis Batch: 671877

Client Sample ID: Method Blank
Prep Type: Total/NA
Prep Batch: 671646

Analyte	MB	MB	RL	MDL	Unit	D	Prepared	Analyzed	Dil Fac
	Result	Qualifier							
1-Methylnaphthalene	<0.24		1.6	0.24	ug/L		08/25/22 07:52	08/26/22 13:31	1
2-Methylnaphthalene	<0.052		1.6	0.052	ug/L		08/25/22 07:52	08/26/22 13:31	1
Acenaphthene	<0.25		0.80	0.25	ug/L		08/25/22 07:52	08/26/22 13:31	1
Acenaphthylene	<0.21		0.80	0.21	ug/L		08/25/22 07:52	08/26/22 13:31	1
Anthracene	<0.27		0.80	0.27	ug/L		08/25/22 07:52	08/26/22 13:31	1
Benzo[a]anthracene	<0.045		0.16	0.045	ug/L		08/25/22 07:52	08/26/22 13:31	1
Benzo[a]pyrene	<0.079		0.16	0.079	ug/L		08/25/22 07:52	08/26/22 13:31	1
Benzo[b]fluoranthene	<0.065		0.16	0.065	ug/L		08/25/22 07:52	08/26/22 13:31	1
Benzo[g,h,i]perylene	<0.30		0.80	0.30	ug/L		08/25/22 07:52	08/26/22 13:31	1
Benzo[k]fluoranthene	<0.051		0.16	0.051	ug/L		08/25/22 07:52	08/26/22 13:31	1
Chrysene	<0.055		0.16	0.055	ug/L		08/25/22 07:52	08/26/22 13:31	1
Dibenz(a,h)anthracene	<0.041		0.24	0.041	ug/L		08/25/22 07:52	08/26/22 13:31	1
Fluoranthene	<0.36		0.80	0.36	ug/L		08/25/22 07:52	08/26/22 13:31	1
Fluorene	<0.20		0.80	0.20	ug/L		08/25/22 07:52	08/26/22 13:31	1
Indeno[1,2,3-cd]pyrene	<0.060		0.16	0.060	ug/L		08/25/22 07:52	08/26/22 13:31	1
Naphthalene	<0.25		0.80	0.25	ug/L		08/25/22 07:52	08/26/22 13:31	1
Phenanthrene	<0.24		0.80	0.24	ug/L		08/25/22 07:52	08/26/22 13:31	1
Pyrene	<0.34		0.80	0.34	ug/L		08/25/22 07:52	08/26/22 13:31	1

Surrogate	MB	MB	Limits	Prepared	Analyzed	Dil Fac
	%Recovery	Qualifier				
2-Fluorobiphenyl (Surr)	89		34 - 110	08/25/22 07:52	08/26/22 13:31	1
Nitrobenzene-d5 (Surr)	68		36 - 120	08/25/22 07:52	08/26/22 13:31	1
Terphenyl-d14 (Surr)	125		40 - 145	08/25/22 07:52	08/26/22 13:31	1

Lab Sample ID: LCS 500-671646/2-A
Matrix: Water
Analysis Batch: 671877

Client Sample ID: Lab Control Sample
Prep Type: Total/NA
Prep Batch: 671646

Analyte	Spike Added	LCS	LCS	Unit	D	%Rec	%Rec	Limits
		Result	Qualifier					
1-Methylnaphthalene	32.0	25.2		ug/L		79		38 - 110
2-Methylnaphthalene	32.0	24.9		ug/L		78		34 - 110
Acenaphthene	32.0	32.2		ug/L		101		46 - 110
Acenaphthylene	32.0	32.2		ug/L		101		47 - 113
Anthracene	32.0	38.3	*+	ug/L		120		67 - 118
Benzo[a]anthracene	32.0	34.8		ug/L		109		70 - 126
Benzo[a]pyrene	32.0	34.0		ug/L		106		70 - 135
Benzo[b]fluoranthene	32.0	33.3		ug/L		104		69 - 136
Benzo[g,h,i]perylene	32.0	41.0		ug/L		128		70 - 135
Benzo[k]fluoranthene	32.0	37.2		ug/L		116		70 - 133
Chrysene	32.0	35.9		ug/L		112		68 - 129
Dibenz(a,h)anthracene	32.0	34.7		ug/L		108		70 - 134
Fluoranthene	32.0	38.8		ug/L		121		68 - 126
Fluorene	32.0	31.8		ug/L		99		53 - 120
Indeno[1,2,3-cd]pyrene	32.0	36.2		ug/L		113		65 - 133
Naphthalene	32.0	24.8		ug/L		77		36 - 110
Phenanthrene	32.0	38.7	*+	ug/L		121		65 - 120
Pyrene	32.0	38.2		ug/L		119		70 - 126

Eurofins Chicago

QC Sample Results

Client: Stantec Consulting Corp.
 Project/Site: Cedarburg Light & Utility - 193709024

Job ID: 500-221253-1

Method: 8270D - Semivolatile Organic Compounds (GC/MS) (Continued)

Lab Sample ID: LCS 500-671646/2-A
Matrix: Water
Analysis Batch: 671877

Client Sample ID: Lab Control Sample
Prep Type: Total/NA
Prep Batch: 671646

Surrogate	LCS LCS		Limits
	%Recovery	Qualifier	
2-Fluorobiphenyl (Surr)	95		34 - 110
Nitrobenzene-d5 (Surr)	80		36 - 120
Terphenyl-d14 (Surr)	113		40 - 145

Lab Sample ID: LCSD 500-671646/3-A
Matrix: Water
Analysis Batch: 671877

Client Sample ID: Lab Control Sample Dup
Prep Type: Total/NA
Prep Batch: 671646

Analyte	Spike Added	LCSD Result	LCSD Qualifier	Unit	D	%Rec	%Rec		RPD	
							Limits	RPD	Limit	
1-Methylnaphthalene	32.0	24.3		ug/L		76	38 - 110	4	20	
2-Methylnaphthalene	32.0	24.1		ug/L		75	34 - 110	3	20	
Acenaphthene	32.0	29.7		ug/L		93	46 - 110	8	20	
Acenaphthylene	32.0	29.9		ug/L		94	47 - 113	7	20	
Anthracene	32.0	36.2		ug/L		113	67 - 118	6	20	
Benzo[a]anthracene	32.0	33.1		ug/L		103	70 - 126	5	20	
Benzo[a]pyrene	32.0	32.7		ug/L		102	70 - 135	4	20	
Benzo[b]fluoranthene	32.0	31.8		ug/L		99	69 - 136	5	20	
Benzo[g,h,i]perylene	32.0	40.1		ug/L		125	70 - 135	2	20	
Benzo[k]fluoranthene	32.0	36.7		ug/L		115	70 - 133	1	20	
Chrysene	32.0	34.2		ug/L		107	68 - 129	5	20	
Dibenz(a,h)anthracene	32.0	34.0		ug/L		106	70 - 134	2	20	
Fluoranthene	32.0	37.1		ug/L		116	68 - 126	4	20	
Fluorene	32.0	29.7		ug/L		93	53 - 120	7	20	
Indeno[1,2,3-cd]pyrene	32.0	35.3		ug/L		110	65 - 133	2	20	
Naphthalene	32.0	24.1		ug/L		75	36 - 110	3	20	
Phenanthrene	32.0	36.3		ug/L		113	65 - 120	7	20	
Pyrene	32.0	35.8		ug/L		112	70 - 126	7	20	

Surrogate	LCSD LCSD		Limits
	%Recovery	Qualifier	
2-Fluorobiphenyl (Surr)	88		34 - 110
Nitrobenzene-d5 (Surr)	72		36 - 120
Terphenyl-d14 (Surr)	105		40 - 145

Lab Chronicle

Client: Stantec Consulting Corp.
Project/Site: Cedarburg Light & Utility - 193709024

Job ID: 500-221253-1

Client Sample ID: MW200

Date Collected: 08/22/22 15:15

Date Received: 08/24/22 09:35

Lab Sample ID: 500-221253-1

Matrix: Water

Prep Type	Batch Type	Batch Method	Run	Dilution Factor	Batch Number	Analyst	Lab	Prepared or Analyzed
Total/NA	Analysis	8260B		1	671989	PSP	EET CHI	08/27/22 11:20
Total/NA	Prep	3510C			671646	DAK	EET CHI	08/25/22 07:52
Total/NA	Analysis	8270D		1	671877	JSB	EET CHI	08/26/22 15:06

Client Sample ID: MW400

Date Collected: 08/22/22 16:45

Date Received: 08/24/22 09:35

Lab Sample ID: 500-221253-2

Matrix: Water

Prep Type	Batch Type	Batch Method	Run	Dilution Factor	Batch Number	Analyst	Lab	Prepared or Analyzed
Total/NA	Analysis	8260B		1	671989	PSP	EET CHI	08/27/22 11:43
Total/NA	Prep	3510C			671646	DAK	EET CHI	08/25/22 07:52
Total/NA	Analysis	8270D		1	671877	JSB	EET CHI	08/26/22 15:30

Client Sample ID: TRIP BLANK

Date Collected: 08/22/22 00:00

Date Received: 08/24/22 09:35

Lab Sample ID: 500-221253-3

Matrix: Water

Prep Type	Batch Type	Batch Method	Run	Dilution Factor	Batch Number	Analyst	Lab	Prepared or Analyzed
Total/NA	Analysis	8260B		1	671989	PSP	EET CHI	08/27/22 12:06

Laboratory References:

EET CHI = Eurofins Chicago, 2417 Bond Street, University Park, IL 60484, TEL (708)534-5200

Accreditation/Certification Summary

Client: Stantec Consulting Corp.
Project/Site: Cedarburg Light & Utility - 193709024

Job ID: 500-221253-1

Laboratory: Eurofins Chicago

The accreditations/certifications listed below are applicable to this report.

Authority	Program	Identification Number	Expiration Date
Wisconsin	State	999580010	08-31-23

- 1
- 2
- 3
- 4
- 5
- 6
- 7
- 8
- 9
- 10
- 11
- 12
- 13
- 14
- 15

Eurofins Chicago

2417 Bond Street
University Park IL 60484
Phone 708-534 5200 Fax 708-534 5211

Chain of Custody Record



500-221253 COC

Page 1 of 3

Client Information		Sample Name: Madeline Edwards		Lab PM: Fredrick Sandie		Lab. # / Trace # No: 500-221253 COC	
Client Contact: Stu Gross		Phone: 262-336-4747		E-Mail: Sandra.Fredrick@eurofins.us.com		State of Origin: IL	
Company: Startec Consulting Corp				Analysis Requested: 500-221253			
Address: 12080 Corporate Parkway		Due Date Requested: Standard		TAT Requested (days):		Preservation Codes:	
City: Mequon		Compliance Project: <input type="checkbox"/> Yes <input type="checkbox"/> No		PC #: 193709024		A C M Hexane B NaOH N None C Zn Acetate O As/Ni/P D Nitric Acid Q Na2S2O3 E NaHSO4 R Na2CO3 F MeOH S H2SO4 G Ammonia T TSP Dodecylsulfate H Ascorbic Acid U A. Stone I Ice V MCAA J Ultra Water W pH K EDTA Y T.ama L Other Z other specify	
Phone:		Project Name: Cedarburg Light & Utility 193 09024		Project #: 50006565		Total Number of Containers:	
Email: stu.gross@startec.com		State: WI		SSOW#:		Special Instructions/Note:	
Sample Identification	Sample Date	Sample Time	Sample Type (C=comp, G=grab)	Matrix (W=water, S=solid, O=waste oil, BT=Tissue, A=Air)	Field Filtered Sample (Yes or No)	Performs MS/MSD (Yes or No)	Analysis
							8260B VOC, 8270D PAH, PFC_IDA_WI PFAS, Standard List (38 Analytes), 8260B VOC
1 MW200	8/22/22	1515	G	Water	N	N	X X
2 MW400	↓	1645	G	Water	N	N	X X
3 Trip Blank	8/23/22			Water	N	N	X
				Water			
				Water			
				Water			
				Water			
				Water			
				Water			
				Water			
				Water			
				Water			
Possible Hazard Identification				Sample Disposal (A fee may be assessed if samples are retained longer than 1 month)			
<input type="checkbox"/> Non-Hazard <input type="checkbox"/> Flammable <input type="checkbox"/> Skin Irritant <input type="checkbox"/> Poison B <input checked="" type="checkbox"/> Unknown <input type="checkbox"/> Radioactive				<input type="checkbox"/> Return To Client <input checked="" type="checkbox"/> Disposal By Lab <input type="checkbox"/> Archive For _____ Months			
Deliverable Requested I II III IV Other (specify)				Special Instructions/OC Requirements: MSA #40411			
Empty Kit Relinquished by:		Date:		Time:		Method of Priority:	
Relinquished by: Madeline Edwards (Startec)		Date: 8/23/22, 1600		Company: Startec		Date: 8/24/22 0935	
Relinquished by:		Date:		Company:		Date:	
Custody Seals Intact <input type="checkbox"/> Yes <input type="checkbox"/> No		Custody Seal No:		Cooler Temperature (°C) and Other Remarks: 3.2 → 1.2			

Login Sample Receipt Checklist

Client: Stantec Consulting Corp.

Job Number: 500-221253-1

Login Number: 221253

List Number: 1

Creator: James, Jeff A

List Source: Eurofins Chicago

Question	Answer	Comment
Radioactivity wasn't checked or is \leq background as measured by a survey meter.	True	
The cooler's custody seal, if present, is intact.	True	
Sample custody seals, if present, are intact.	True	
The cooler or samples do not appear to have been compromised or tampered with.	True	
Samples were received on ice.	True	
Cooler Temperature is acceptable.	True	
Cooler Temperature is recorded.	True	1.2
COC is present.	True	
COC is filled out in ink and legible.	True	
COC is filled out with all pertinent information.	True	
Is the Field Sampler's name present on COC?	True	
There are no discrepancies between the containers received and the COC.	True	
Samples are received within Holding Time (excluding tests with immediate HTs)	True	
Sample containers have legible labels.	True	
Containers are not broken or leaking.	True	
Sample collection date/times are provided.	True	
Appropriate sample containers are used.	True	
Sample bottles are completely filled.	True	
Sample Preservation Verified.	True	
There is sufficient vol. for all requested analyses, incl. any requested MS/MSDs	True	
Containers requiring zero headspace have no headspace or bubble is <math><6\text{mm}</math> (1/4").	True	
Multiphasic samples are not present.	True	
Samples do not require splitting or compositing.	True	
Residual Chlorine Checked.	N/A	



ANALYTICAL REPORT

Eurofins Chicago
2417 Bond Street
University Park, IL 60484
Tel: (708)534-5200

Laboratory Job ID: 500-221255-1

Client Project/Site: Cedarburg Light & Utility - 193709024

For:

Stantec Consulting Corp.
12080 Corporate Parkway
Mequon, Wisconsin 53092

Attn: Stu Gross



Authorized for release by:
9/8/2022 12:21:27 PM

Sandie Fredrick, Project Manager II
(920)261-1660

Sandra.Fredrick@et.eurofinsus.com

LINKS

Review your project
results through



Have a Question?



Visit us at:

www.eurofinsus.com/Env

The test results in this report meet all 2003 NELAC, 2009 TNI, and 2016 TNI requirements for accredited parameters, exceptions are noted in this report. This report may not be reproduced except in full, and with written approval from the laboratory. For questions please contact the Project Manager at the e-mail address or telephone number listed on this page.

This report has been electronically signed and authorized by the signatory. Electronic signature is intended to be the legally binding equivalent of a traditionally handwritten signature.

Results relate only to the items tested and the sample(s) as received by the laboratory.



Table of Contents

Cover Page	1
Table of Contents	2
Case Narrative	3
Detection Summary	4
Method Summary	6
Sample Summary	7
Client Sample Results	8
Definitions	28
QC Association	29
Surrogate Summary	31
QC Sample Results	32
Chronicle	42
Certification Summary	46
Chain of Custody	47
Receipt Checklists	48

Case Narrative

Client: Stantec Consulting Corp.
Project/Site: Cedarburg Light & Utility - 193709024

Job ID: 500-221255-1

Job ID: 500-221255-1

Laboratory: Eurofins Chicago

Narrative

Job Narrative 500-221255-1

Comments

No additional comments.

Receipt

The samples were received on 8/24/2022 9:35 AM. Unless otherwise noted below, the samples arrived in good condition, and where required, properly preserved and on ice. The temperature of the cooler at receipt was 1.2° C.

GC/MS VOA

Method 8260B: The laboratory control sample (LCS) for 593824 recovered outside control limits for Bromobenzene. This is a prepped 5035 LCS. All daily instrument LCSs were acceptable, and the data have been reported. MW-1 (8-10) (500-221255-1), SB-1 (2-4) (500-221255-2), SB-2 (8-10) (500-221255-3), HA-2 (2.5-4.5) (500-221255-4), HA-1 (2.5-3.0) (500-221255-5), SB-3 (0-2) (500-221255-6), SB-5 (0-2) (500-221255-7), SB-4 (2-4) (500-221255-8), SB-6 (2-4) (500-221255-9) and SB-7 (2-4) (500-221255-10)

No additional analytical or quality issues were noted, other than those described above or in the Definitions/Glossary page.

GC/MS Semi VOA

No analytical or quality issues were noted, other than those described in the Definitions/Glossary page.

Metals

No analytical or quality issues were noted, other than those described in the Definitions/Glossary page.

Organic Prep

No analytical or quality issues were noted, other than those described in the Definitions/Glossary page.

Detection Summary

Client: Stantec Consulting Corp.
 Project/Site: Cedarburg Light & Utility - 193709024

Job ID: 500-221255-1

Client Sample ID: MW-1 (8-10)

Lab Sample ID: 500-221255-1

No Detections.

Client Sample ID: SB-1 (2-4)

Lab Sample ID: 500-221255-2

No Detections.

Client Sample ID: SB-2 (8-10)

Lab Sample ID: 500-221255-3

Analyte	Result	Qualifier	RL	MDL	Unit	Dil Fac	D	Method	Prep Type
Toluene	10	J	16	9.6	ug/Kg	50	✳	8260B	Total/NA

Client Sample ID: HA-2 (2.5-4.5)

Lab Sample ID: 500-221255-4

No Detections.

Client Sample ID: HA-1 (2.5-3.0)

Lab Sample ID: 500-221255-5

Analyte	Result	Qualifier	RL	MDL	Unit	Dil Fac	D	Method	Prep Type
n-Butylbenzene	56	J	57	22	ug/Kg	50	✳	8260B	Total/NA
sec-Butylbenzene	23	J	57	23	ug/Kg	50	✳	8260B	Total/NA

Client Sample ID: SB-3 (0-2)

Lab Sample ID: 500-221255-6

No Detections.

Client Sample ID: SB-5 (0-2)

Lab Sample ID: 500-221255-7

Analyte	Result	Qualifier	RL	MDL	Unit	Dil Fac	D	Method	Prep Type
Naphthalene	24	J	58	19	ug/Kg	50	✳	8260B	Total/NA
Toluene	14		14	8.5	ug/Kg	50	✳	8260B	Total/NA
Xylenes, Total	16	J	29	13	ug/Kg	50	✳	8260B	Total/NA

Client Sample ID: SB-4 (2-4)

Lab Sample ID: 500-221255-8

No Detections.

Client Sample ID: SB-6 (2-4)

Lab Sample ID: 500-221255-9

Analyte	Result	Qualifier	RL	MDL	Unit	Dil Fac	D	Method	Prep Type
2-Methylnaphthalene	14	J	120	11	ug/Kg	1	✳	8270D	Total/NA
Benzo[a]anthracene	21	J	60	8.1	ug/Kg	1	✳	8270D	Total/NA
Benzo[a]pyrene	28	J	60	12	ug/Kg	1	✳	8270D	Total/NA
Benzo[b]fluoranthene	44	J	60	13	ug/Kg	1	✳	8270D	Total/NA
Chrysene	29	J	60	17	ug/Kg	1	✳	8270D	Total/NA
Fluoranthene	39	J	60	11	ug/Kg	1	✳	8270D	Total/NA
Phenanthrene	21	J	60	8.4	ug/Kg	1	✳	8270D	Total/NA
Pyrene	40	J	60	12	ug/Kg	1	✳	8270D	Total/NA

Client Sample ID: SB-7 (2-4)

Lab Sample ID: 500-221255-10

Analyte	Result	Qualifier	RL	MDL	Unit	Dil Fac	D	Method	Prep Type
1-Methylnaphthalene	23	J	70	8.5	ug/Kg	1	✳	8270D	Total/NA
2-Methylnaphthalene	38	J	70	6.4	ug/Kg	1	✳	8270D	Total/NA
Acenaphthylene	20	J	35	4.6	ug/Kg	1	✳	8270D	Total/NA
Anthracene	22	J	35	5.8	ug/Kg	1	✳	8270D	Total/NA
Benzo[a]anthracene	100		35	4.7	ug/Kg	1	✳	8270D	Total/NA
Benzo[a]pyrene	130		35	6.8	ug/Kg	1	✳	8270D	Total/NA
Benzo[b]fluoranthene	190		35	7.5	ug/Kg	1	✳	8270D	Total/NA

This Detection Summary does not include radiochemical test results.

Eurofins Chicago

Detection Summary

Client: Stantec Consulting Corp.
Project/Site: Cedarburg Light & Utility - 193709024

Job ID: 500-221255-1

Client Sample ID: SB-7 (2-4) (Continued)

Lab Sample ID: 500-221255-10

Analyte	Result	Qualifier	RL	MDL	Unit	Dil Fac	D	Method	Prep Type
Benzo[g,h,i]perylene	64		35	11	ug/Kg	1	✳	8270D	Total/NA
Benzo[k]fluoranthene	69		35	10	ug/Kg	1	✳	8270D	Total/NA
Chrysene	120		35	9.5	ug/Kg	1	✳	8270D	Total/NA
Dibenz(a,h)anthracene	17	J	35	6.7	ug/Kg	1	✳	8270D	Total/NA
Fluoranthene	170		35	6.5	ug/Kg	1	✳	8270D	Total/NA
Fluorene	5.0	J	35	4.9	ug/Kg	1	✳	8270D	Total/NA
Indeno[1,2,3-cd]pyrene	54		35	9.0	ug/Kg	1	✳	8270D	Total/NA
Naphthalene	19	J	35	5.4	ug/Kg	1	✳	8270D	Total/NA
Phenanthrene	60		35	4.9	ug/Kg	1	✳	8270D	Total/NA
Pyrene	200		35	6.9	ug/Kg	1	✳	8270D	Total/NA

This Detection Summary does not include radiochemical test results.

Eurofins Chicago

Method Summary

Client: Stantec Consulting Corp.
Project/Site: Cedarburg Light & Utility - 193709024

Job ID: 500-221255-1

Method	Method Description	Protocol	Laboratory
8260B	Volatile Organic Compounds (GC/MS)	SW846	EET CHI
8270D	Semivolatile Organic Compounds (GC/MS)	SW846	EET CHI
Moisture	Percent Moisture	EPA	EET CHI
3541	Automated Soxhlet Extraction	SW846	EET CHI
5035	Closed System Purge and Trap	SW846	EET CHI

Protocol References:

EPA = US Environmental Protection Agency

SW846 = "Test Methods For Evaluating Solid Waste, Physical/Chemical Methods", Third Edition, November 1986 And Its Updates.

Laboratory References:

EET CHI = Eurofins Chicago, 2417 Bond Street, University Park, IL 60484, TEL (708)534-5200



Sample Summary

Client: Stantec Consulting Corp.
Project/Site: Cedarburg Light & Utility - 193709024

Job ID: 500-221255-1

Lab Sample ID	Client Sample ID	Matrix	Collected	Received
500-221255-1	MW-1 (8-10)	Solid	08/22/22 10:45	08/24/22 09:35
500-221255-2	SB-1 (2-4)	Solid	08/22/22 14:45	08/24/22 09:35
500-221255-3	SB-2 (8-10)	Solid	08/22/22 15:00	08/24/22 09:35
500-221255-4	HA-2 (2.5-4.5)	Solid	08/23/22 08:30	08/24/22 09:35
500-221255-5	HA-1 (2.5-3.0)	Solid	08/23/22 08:45	08/24/22 09:35
500-221255-6	SB-3 (0-2)	Solid	08/23/22 10:45	08/24/22 09:35
500-221255-7	SB-5 (0-2)	Solid	08/23/22 10:47	08/24/22 09:35
500-221255-8	SB-4 (2-4)	Solid	08/23/22 10:49	08/24/22 09:35
500-221255-9	SB-6 (2-4)	Solid	08/23/22 10:52	08/24/22 09:35
500-221255-10	SB-7 (2-4)	Solid	08/23/22 11:00	08/24/22 09:35

1

2

3

4

5

6

7

8

9

10

11

12

13

14

15

Client Sample Results

Client: Stantec Consulting Corp.
Project/Site: Cedarburg Light & Utility - 193709024

Job ID: 500-221255-1

Client Sample ID: MW-1 (8-10)

Lab Sample ID: 500-221255-1

Date Collected: 08/22/22 10:45

Matrix: Solid

Date Received: 08/24/22 09:35

Percent Solids: 82.0

Method: 8260B - Volatile Organic Compounds (GC/MS)

Analyte	Result	Qualifier	RL	MDL	Unit	D	Prepared	Analyzed	Dil Fac
1,1,1,2-Tetrachloroethane	<33		71	33	ug/Kg	✱	08/22/22 10:45	08/28/22 17:50	50
1,1,1-Trichloroethane	<27		71	27	ug/Kg	✱	08/22/22 10:45	08/28/22 17:50	50
1,1,2,2-Tetrachloroethane	<28		71	28	ug/Kg	✱	08/22/22 10:45	08/28/22 17:50	50
1,1,2-Trichloroethane	<25		71	25	ug/Kg	✱	08/22/22 10:45	08/28/22 17:50	50
1,1-Dichloroethane	<29		71	29	ug/Kg	✱	08/22/22 10:45	08/28/22 17:50	50
1,1-Dichloroethene	<28		71	28	ug/Kg	✱	08/22/22 10:45	08/28/22 17:50	50
1,1-Dichloropropene	<21		71	21	ug/Kg	✱	08/22/22 10:45	08/28/22 17:50	50
1,2,3-Trichlorobenzene	<33		71	33	ug/Kg	✱	08/22/22 10:45	08/28/22 17:50	50
1,2,3-Trichloropropane	<30		140	30	ug/Kg	✱	08/22/22 10:45	08/28/22 17:50	50
1,2,4-Trichlorobenzene	<24		71	24	ug/Kg	✱	08/22/22 10:45	08/28/22 17:50	50
1,2,4-Trimethylbenzene	<26		71	26	ug/Kg	✱	08/22/22 10:45	08/28/22 17:50	50
1,2-Dibromo-3-Chloropropane	<140		360	140	ug/Kg	✱	08/22/22 10:45	08/28/22 17:50	50
1,2-Dibromoethane	<28		71	28	ug/Kg	✱	08/22/22 10:45	08/28/22 17:50	50
1,2-Dichlorobenzene	<24		71	24	ug/Kg	✱	08/22/22 10:45	08/28/22 17:50	50
1,2-Dichloroethane	<28		71	28	ug/Kg	✱	08/22/22 10:45	08/28/22 17:50	50
1,2-Dichloropropane	<31		71	31	ug/Kg	✱	08/22/22 10:45	08/28/22 17:50	50
1,3,5-Trimethylbenzene	<27		71	27	ug/Kg	✱	08/22/22 10:45	08/28/22 17:50	50
1,3-Dichlorobenzene	<29		71	29	ug/Kg	✱	08/22/22 10:45	08/28/22 17:50	50
1,3-Dichloropropane	<26		71	26	ug/Kg	✱	08/22/22 10:45	08/28/22 17:50	50
1,4-Dichlorobenzene	<26		71	26	ug/Kg	✱	08/22/22 10:45	08/28/22 17:50	50
2,2-Dichloropropane	<32		71	32	ug/Kg	✱	08/22/22 10:45	08/28/22 17:50	50
2-Chlorotoluene	<22		71	22	ug/Kg	✱	08/22/22 10:45	08/28/22 17:50	50
4-Chlorotoluene	<25		71	25	ug/Kg	✱	08/22/22 10:45	08/28/22 17:50	50
Benzene	<10		18	10	ug/Kg	✱	08/22/22 10:45	08/28/22 17:50	50
Bromobenzene	<25 *		71	25	ug/Kg	✱	08/22/22 10:45	08/28/22 17:50	50
Bromochloromethane	<31		71	31	ug/Kg	✱	08/22/22 10:45	08/28/22 17:50	50
Dichlorobromomethane	<27		71	27	ug/Kg	✱	08/22/22 10:45	08/28/22 17:50	50
Bromoform	<35		71	35	ug/Kg	✱	08/22/22 10:45	08/28/22 17:50	50
Bromomethane	<57		210	57	ug/Kg	✱	08/22/22 10:45	08/28/22 17:50	50
Carbon tetrachloride	<27		71	27	ug/Kg	✱	08/22/22 10:45	08/28/22 17:50	50
Chlorobenzene	<28		71	28	ug/Kg	✱	08/22/22 10:45	08/28/22 17:50	50
Chloroethane	<36 F1		71	36	ug/Kg	✱	08/22/22 10:45	08/28/22 17:50	50
Chloroform	<26		140	26	ug/Kg	✱	08/22/22 10:45	08/28/22 17:50	50
Chloromethane	<23		71	23	ug/Kg	✱	08/22/22 10:45	08/28/22 17:50	50
cis-1,2-Dichloroethene	<29		71	29	ug/Kg	✱	08/22/22 10:45	08/28/22 17:50	50
cis-1,3-Dichloropropene	<30		71	30	ug/Kg	✱	08/22/22 10:45	08/28/22 17:50	50
Dibromochloromethane	<35		71	35	ug/Kg	✱	08/22/22 10:45	08/28/22 17:50	50
Dibromomethane	<19		71	19	ug/Kg	✱	08/22/22 10:45	08/28/22 17:50	50
Dichlorodifluoromethane	<48		210	48	ug/Kg	✱	08/22/22 10:45	08/28/22 17:50	50
Ethylbenzene	<13		18	13	ug/Kg	✱	08/22/22 10:45	08/28/22 17:50	50
Hexachlorobutadiene	<32		71	32	ug/Kg	✱	08/22/22 10:45	08/28/22 17:50	50
Isopropyl ether	<20		71	20	ug/Kg	✱	08/22/22 10:45	08/28/22 17:50	50
Isopropylbenzene	<27		71	27	ug/Kg	✱	08/22/22 10:45	08/28/22 17:50	50
Methyl tert-butyl ether	<28		71	28	ug/Kg	✱	08/22/22 10:45	08/28/22 17:50	50
Methylene Chloride	<120		360	120	ug/Kg	✱	08/22/22 10:45	08/28/22 17:50	50
Naphthalene	<24		71	24	ug/Kg	✱	08/22/22 10:45	08/28/22 17:50	50
n-Butylbenzene	<28		71	28	ug/Kg	✱	08/22/22 10:45	08/28/22 17:50	50
N-Propylbenzene	<30		71	30	ug/Kg	✱	08/22/22 10:45	08/28/22 17:50	50
p-Isopropyltoluene	<26		71	26	ug/Kg	✱	08/22/22 10:45	08/28/22 17:50	50

Eurofins Chicago

Client Sample Results

Client: Stantec Consulting Corp.
Project/Site: Cedarburg Light & Utility - 193709024

Job ID: 500-221255-1

Client Sample ID: MW-1 (8-10)

Lab Sample ID: 500-221255-1

Date Collected: 08/22/22 10:45

Matrix: Solid

Date Received: 08/24/22 09:35

Percent Solids: 82.0

Method: 8260B - Volatile Organic Compounds (GC/MS) (Continued)

Analyte	Result	Qualifier	RL	MDL	Unit	D	Prepared	Analyzed	Dil Fac
sec-Butylbenzene	<28		71	28	ug/Kg	✱	08/22/22 10:45	08/28/22 17:50	50
Styrene	<28		71	28	ug/Kg	✱	08/22/22 10:45	08/28/22 17:50	50
tert-Butylbenzene	<28		71	28	ug/Kg	✱	08/22/22 10:45	08/28/22 17:50	50
Tetrachloroethene	<26		71	26	ug/Kg	✱	08/22/22 10:45	08/28/22 17:50	50
Toluene	<11		18	11	ug/Kg	✱	08/22/22 10:45	08/28/22 17:50	50
trans-1,2-Dichloroethene	<25		71	25	ug/Kg	✱	08/22/22 10:45	08/28/22 17:50	50
trans-1,3-Dichloropropene	<26		71	26	ug/Kg	✱	08/22/22 10:45	08/28/22 17:50	50
Trichloroethene	<12		36	12	ug/Kg	✱	08/22/22 10:45	08/28/22 17:50	50
Trichlorofluoromethane	<31		71	31	ug/Kg	✱	08/22/22 10:45	08/28/22 17:50	50
Vinyl chloride	<19		71	19	ug/Kg	✱	08/22/22 10:45	08/28/22 17:50	50
Xylenes, Total	<16		36	16	ug/Kg	✱	08/22/22 10:45	08/28/22 17:50	50

Surrogate	%Recovery	Qualifier	Limits	Prepared	Analyzed	Dil Fac
1,2-Dichloroethane-d4 (Surr)	102		75 - 126	08/22/22 10:45	08/28/22 17:50	50
4-Bromofluorobenzene (Surr)	107		72 - 124	08/22/22 10:45	08/28/22 17:50	50
Dibromofluoromethane (Surr)	100		75 - 120	08/22/22 10:45	08/28/22 17:50	50
Toluene-d8 (Surr)	99		75 - 120	08/22/22 10:45	08/28/22 17:50	50

Method: 8270D - Semivolatile Organic Compounds (GC/MS)

Analyte	Result	Qualifier	RL	MDL	Unit	D	Prepared	Analyzed	Dil Fac
1-Methylnaphthalene	<9.4		78	9.4	ug/Kg	✱	09/02/22 13:53	09/07/22 18:50	1
2-Methylnaphthalene	<7.1		78	7.1	ug/Kg	✱	09/02/22 13:53	09/07/22 18:50	1
Acenaphthene	<6.9		38	6.9	ug/Kg	✱	09/02/22 13:53	09/07/22 18:50	1
Acenaphthylene	<5.1		38	5.1	ug/Kg	✱	09/02/22 13:53	09/07/22 18:50	1
Anthracene	<6.4		38	6.4	ug/Kg	✱	09/02/22 13:53	09/07/22 18:50	1
Benzo[a]anthracene	<5.2		38	5.2	ug/Kg	✱	09/02/22 13:53	09/07/22 18:50	1
Benzo[a]pyrene	<7.4		38	7.4	ug/Kg	✱	09/02/22 13:53	09/07/22 18:50	1
Benzo[b]fluoranthene	<8.3		38	8.3	ug/Kg	✱	09/02/22 13:53	09/07/22 18:50	1
Benzo[g,h,i]perylene	<12		38	12	ug/Kg	✱	09/02/22 13:53	09/07/22 18:50	1
Benzo[k]fluoranthene	<11		38	11	ug/Kg	✱	09/02/22 13:53	09/07/22 18:50	1
Chrysene	<10		38	10	ug/Kg	✱	09/02/22 13:53	09/07/22 18:50	1
Dibenz(a,h)anthracene	<7.4		38	7.4	ug/Kg	✱	09/02/22 13:53	09/07/22 18:50	1
Fluoranthene	<7.1		38	7.1	ug/Kg	✱	09/02/22 13:53	09/07/22 18:50	1
Fluorene	<5.4		38	5.4	ug/Kg	✱	09/02/22 13:53	09/07/22 18:50	1
Indeno[1,2,3-cd]pyrene	<10		38	10	ug/Kg	✱	09/02/22 13:53	09/07/22 18:50	1
Naphthalene	<5.9		38	5.9	ug/Kg	✱	09/02/22 13:53	09/07/22 18:50	1
Phenanthrene	<5.4		38	5.4	ug/Kg	✱	09/02/22 13:53	09/07/22 18:50	1
Pyrene	<7.6		38	7.6	ug/Kg	✱	09/02/22 13:53	09/07/22 18:50	1

Surrogate	%Recovery	Qualifier	Limits	Prepared	Analyzed	Dil Fac
2-Fluorobiphenyl (Surr)	75		43 - 145	09/02/22 13:53	09/07/22 18:50	1
Nitrobenzene-d5 (Surr)	82		37 - 147	09/02/22 13:53	09/07/22 18:50	1
Terphenyl-d14 (Surr)	108		42 - 157	09/02/22 13:53	09/07/22 18:50	1

Client Sample Results

Client: Stantec Consulting Corp.
 Project/Site: Cedarburg Light & Utility - 193709024

Job ID: 500-221255-1

Client Sample ID: SB-1 (2-4)

Lab Sample ID: 500-221255-2

Date Collected: 08/22/22 14:45

Matrix: Solid

Date Received: 08/24/22 09:35

Percent Solids: 86.2

Method: 8260B - Volatile Organic Compounds (GC/MS)

Analyte	Result	Qualifier	RL	MDL	Unit	D	Prepared	Analyzed	Dil Fac
1,1,1,2-Tetrachloroethane	<30		65	30	ug/Kg	☼	08/22/22 14:45	08/28/22 18:13	50
1,1,1-Trichloroethane	<25		65	25	ug/Kg	☼	08/22/22 14:45	08/28/22 18:13	50
1,1,2,2-Tetrachloroethane	<26		65	26	ug/Kg	☼	08/22/22 14:45	08/28/22 18:13	50
1,1,2-Trichloroethane	<23		65	23	ug/Kg	☼	08/22/22 14:45	08/28/22 18:13	50
1,1-Dichloroethane	<27		65	27	ug/Kg	☼	08/22/22 14:45	08/28/22 18:13	50
1,1-Dichloroethene	<26		65	26	ug/Kg	☼	08/22/22 14:45	08/28/22 18:13	50
1,1-Dichloropropene	<19		65	19	ug/Kg	☼	08/22/22 14:45	08/28/22 18:13	50
1,2,3-Trichlorobenzene	<30		65	30	ug/Kg	☼	08/22/22 14:45	08/28/22 18:13	50
1,2,3-Trichloropropane	<27		130	27	ug/Kg	☼	08/22/22 14:45	08/28/22 18:13	50
1,2,4-Trichlorobenzene	<22		65	22	ug/Kg	☼	08/22/22 14:45	08/28/22 18:13	50
1,2,4-Trimethylbenzene	<23		65	23	ug/Kg	☼	08/22/22 14:45	08/28/22 18:13	50
1,2-Dibromo-3-Chloropropane	<130		330	130	ug/Kg	☼	08/22/22 14:45	08/28/22 18:13	50
1,2-Dibromoethane	<25		65	25	ug/Kg	☼	08/22/22 14:45	08/28/22 18:13	50
1,2-Dichlorobenzene	<22		65	22	ug/Kg	☼	08/22/22 14:45	08/28/22 18:13	50
1,2-Dichloroethane	<26		65	26	ug/Kg	☼	08/22/22 14:45	08/28/22 18:13	50
1,2-Dichloropropane	<28		65	28	ug/Kg	☼	08/22/22 14:45	08/28/22 18:13	50
1,3,5-Trimethylbenzene	<25		65	25	ug/Kg	☼	08/22/22 14:45	08/28/22 18:13	50
1,3-Dichlorobenzene	<26		65	26	ug/Kg	☼	08/22/22 14:45	08/28/22 18:13	50
1,3-Dichloropropane	<24		65	24	ug/Kg	☼	08/22/22 14:45	08/28/22 18:13	50
1,4-Dichlorobenzene	<24		65	24	ug/Kg	☼	08/22/22 14:45	08/28/22 18:13	50
2,2-Dichloropropane	<29		65	29	ug/Kg	☼	08/22/22 14:45	08/28/22 18:13	50
2-Chlorotoluene	<21		65	21	ug/Kg	☼	08/22/22 14:45	08/28/22 18:13	50
4-Chlorotoluene	<23		65	23	ug/Kg	☼	08/22/22 14:45	08/28/22 18:13	50
Benzene	<9.5		16	9.5	ug/Kg	☼	08/22/22 14:45	08/28/22 18:13	50
Bromobenzene	<23 *		65	23	ug/Kg	☼	08/22/22 14:45	08/28/22 18:13	50
Bromochloromethane	<28		65	28	ug/Kg	☼	08/22/22 14:45	08/28/22 18:13	50
Dichlorobromomethane	<24		65	24	ug/Kg	☼	08/22/22 14:45	08/28/22 18:13	50
Bromoform	<32		65	32	ug/Kg	☼	08/22/22 14:45	08/28/22 18:13	50
Bromomethane	<52		200	52	ug/Kg	☼	08/22/22 14:45	08/28/22 18:13	50
Carbon tetrachloride	<25		65	25	ug/Kg	☼	08/22/22 14:45	08/28/22 18:13	50
Chlorobenzene	<25		65	25	ug/Kg	☼	08/22/22 14:45	08/28/22 18:13	50
Chloroethane	<33		65	33	ug/Kg	☼	08/22/22 14:45	08/28/22 18:13	50
Chloroform	<24		130	24	ug/Kg	☼	08/22/22 14:45	08/28/22 18:13	50
Chloromethane	<21		65	21	ug/Kg	☼	08/22/22 14:45	08/28/22 18:13	50
cis-1,2-Dichloroethene	<27		65	27	ug/Kg	☼	08/22/22 14:45	08/28/22 18:13	50
cis-1,3-Dichloropropene	<27		65	27	ug/Kg	☼	08/22/22 14:45	08/28/22 18:13	50
Dibromochloromethane	<32		65	32	ug/Kg	☼	08/22/22 14:45	08/28/22 18:13	50
Dibromomethane	<18		65	18	ug/Kg	☼	08/22/22 14:45	08/28/22 18:13	50
Dichlorodifluoromethane	<44		200	44	ug/Kg	☼	08/22/22 14:45	08/28/22 18:13	50
Ethylbenzene	<12		16	12	ug/Kg	☼	08/22/22 14:45	08/28/22 18:13	50
Hexachlorobutadiene	<29		65	29	ug/Kg	☼	08/22/22 14:45	08/28/22 18:13	50
Isopropyl ether	<18		65	18	ug/Kg	☼	08/22/22 14:45	08/28/22 18:13	50
Isopropylbenzene	<25		65	25	ug/Kg	☼	08/22/22 14:45	08/28/22 18:13	50
Methyl tert-butyl ether	<26		65	26	ug/Kg	☼	08/22/22 14:45	08/28/22 18:13	50
Methylene Chloride	<110		330	110	ug/Kg	☼	08/22/22 14:45	08/28/22 18:13	50
Naphthalene	<22		65	22	ug/Kg	☼	08/22/22 14:45	08/28/22 18:13	50
n-Butylbenzene	<25		65	25	ug/Kg	☼	08/22/22 14:45	08/28/22 18:13	50
N-Propylbenzene	<27		65	27	ug/Kg	☼	08/22/22 14:45	08/28/22 18:13	50
p-Isopropyltoluene	<24		65	24	ug/Kg	☼	08/22/22 14:45	08/28/22 18:13	50

Eurofins Chicago

Client Sample Results

Client: Stantec Consulting Corp.
 Project/Site: Cedarburg Light & Utility - 193709024

Job ID: 500-221255-1

Client Sample ID: SB-1 (2-4)

Lab Sample ID: 500-221255-2

Date Collected: 08/22/22 14:45

Matrix: Solid

Date Received: 08/24/22 09:35

Percent Solids: 86.2

Method: 8260B - Volatile Organic Compounds (GC/MS) (Continued)

Analyte	Result	Qualifier	RL	MDL	Unit	D	Prepared	Analyzed	Dil Fac
sec-Butylbenzene	<26		65	26	ug/Kg	☼	08/22/22 14:45	08/28/22 18:13	50
Styrene	<25		65	25	ug/Kg	☼	08/22/22 14:45	08/28/22 18:13	50
tert-Butylbenzene	<26		65	26	ug/Kg	☼	08/22/22 14:45	08/28/22 18:13	50
Tetrachloroethene	<24		65	24	ug/Kg	☼	08/22/22 14:45	08/28/22 18:13	50
Toluene	<9.6		16	9.6	ug/Kg	☼	08/22/22 14:45	08/28/22 18:13	50
trans-1,2-Dichloroethene	<23		65	23	ug/Kg	☼	08/22/22 14:45	08/28/22 18:13	50
trans-1,3-Dichloropropene	<24		65	24	ug/Kg	☼	08/22/22 14:45	08/28/22 18:13	50
Trichloroethene	<11		33	11	ug/Kg	☼	08/22/22 14:45	08/28/22 18:13	50
Trichlorofluoromethane	<28		65	28	ug/Kg	☼	08/22/22 14:45	08/28/22 18:13	50
Vinyl chloride	<17		65	17	ug/Kg	☼	08/22/22 14:45	08/28/22 18:13	50
Xylenes, Total	<14		33	14	ug/Kg	☼	08/22/22 14:45	08/28/22 18:13	50

Surrogate	%Recovery	Qualifier	Limits	Prepared	Analyzed	Dil Fac
1,2-Dichloroethane-d4 (Surr)	102		75 - 126	08/22/22 14:45	08/28/22 18:13	50
4-Bromofluorobenzene (Surr)	105		72 - 124	08/22/22 14:45	08/28/22 18:13	50
Dibromofluoromethane (Surr)	100		75 - 120	08/22/22 14:45	08/28/22 18:13	50
Toluene-d8 (Surr)	98		75 - 120	08/22/22 14:45	08/28/22 18:13	50

Client Sample Results

Client: Stantec Consulting Corp.
Project/Site: Cedarburg Light & Utility - 193709024

Job ID: 500-221255-1

Client Sample ID: SB-2 (8-10)

Lab Sample ID: 500-221255-3

Date Collected: 08/22/22 15:00

Matrix: Solid

Date Received: 08/24/22 09:35

Percent Solids: 86.9

Method: 8260B - Volatile Organic Compounds (GC/MS)

Analyte	Result	Qualifier	RL	MDL	Unit	D	Prepared	Analyzed	Dil Fac
1,1,1,2-Tetrachloroethane	<30		65	30	ug/Kg	✱	08/22/22 15:00	08/28/22 18:37	50
1,1,1-Trichloroethane	<25		65	25	ug/Kg	✱	08/22/22 15:00	08/28/22 18:37	50
1,1,2,2-Tetrachloroethane	<26		65	26	ug/Kg	✱	08/22/22 15:00	08/28/22 18:37	50
1,1,2-Trichloroethane	<23		65	23	ug/Kg	✱	08/22/22 15:00	08/28/22 18:37	50
1,1-Dichloroethane	<27		65	27	ug/Kg	✱	08/22/22 15:00	08/28/22 18:37	50
1,1-Dichloroethene	<25		65	25	ug/Kg	✱	08/22/22 15:00	08/28/22 18:37	50
1,1-Dichloropropene	<19		65	19	ug/Kg	✱	08/22/22 15:00	08/28/22 18:37	50
1,2,3-Trichlorobenzene	<30		65	30	ug/Kg	✱	08/22/22 15:00	08/28/22 18:37	50
1,2,3-Trichloropropane	<27		130	27	ug/Kg	✱	08/22/22 15:00	08/28/22 18:37	50
1,2,4-Trichlorobenzene	<22		65	22	ug/Kg	✱	08/22/22 15:00	08/28/22 18:37	50
1,2,4-Trimethylbenzene	<23		65	23	ug/Kg	✱	08/22/22 15:00	08/28/22 18:37	50
1,2-Dibromo-3-Chloropropane	<130		330	130	ug/Kg	✱	08/22/22 15:00	08/28/22 18:37	50
1,2-Dibromoethane	<25		65	25	ug/Kg	✱	08/22/22 15:00	08/28/22 18:37	50
1,2-Dichlorobenzene	<22		65	22	ug/Kg	✱	08/22/22 15:00	08/28/22 18:37	50
1,2-Dichloroethane	<26		65	26	ug/Kg	✱	08/22/22 15:00	08/28/22 18:37	50
1,2-Dichloropropane	<28		65	28	ug/Kg	✱	08/22/22 15:00	08/28/22 18:37	50
1,3,5-Trimethylbenzene	<25		65	25	ug/Kg	✱	08/22/22 15:00	08/28/22 18:37	50
1,3-Dichlorobenzene	<26		65	26	ug/Kg	✱	08/22/22 15:00	08/28/22 18:37	50
1,3-Dichloropropane	<24		65	24	ug/Kg	✱	08/22/22 15:00	08/28/22 18:37	50
1,4-Dichlorobenzene	<24		65	24	ug/Kg	✱	08/22/22 15:00	08/28/22 18:37	50
2,2-Dichloropropane	<29		65	29	ug/Kg	✱	08/22/22 15:00	08/28/22 18:37	50
2-Chlorotoluene	<20		65	20	ug/Kg	✱	08/22/22 15:00	08/28/22 18:37	50
4-Chlorotoluene	<23		65	23	ug/Kg	✱	08/22/22 15:00	08/28/22 18:37	50
Benzene	<9.5		16	9.5	ug/Kg	✱	08/22/22 15:00	08/28/22 18:37	50
Bromobenzene	<23 *		65	23	ug/Kg	✱	08/22/22 15:00	08/28/22 18:37	50
Bromochloromethane	<28		65	28	ug/Kg	✱	08/22/22 15:00	08/28/22 18:37	50
Dichlorobromomethane	<24		65	24	ug/Kg	✱	08/22/22 15:00	08/28/22 18:37	50
Bromoform	<32		65	32	ug/Kg	✱	08/22/22 15:00	08/28/22 18:37	50
Bromomethane	<52		200	52	ug/Kg	✱	08/22/22 15:00	08/28/22 18:37	50
Carbon tetrachloride	<25		65	25	ug/Kg	✱	08/22/22 15:00	08/28/22 18:37	50
Chlorobenzene	<25		65	25	ug/Kg	✱	08/22/22 15:00	08/28/22 18:37	50
Chloroethane	<33		65	33	ug/Kg	✱	08/22/22 15:00	08/28/22 18:37	50
Chloroform	<24		130	24	ug/Kg	✱	08/22/22 15:00	08/28/22 18:37	50
Chloromethane	<21		65	21	ug/Kg	✱	08/22/22 15:00	08/28/22 18:37	50
cis-1,2-Dichloroethene	<27		65	27	ug/Kg	✱	08/22/22 15:00	08/28/22 18:37	50
cis-1,3-Dichloropropene	<27		65	27	ug/Kg	✱	08/22/22 15:00	08/28/22 18:37	50
Dibromochloromethane	<32		65	32	ug/Kg	✱	08/22/22 15:00	08/28/22 18:37	50
Dibromomethane	<18		65	18	ug/Kg	✱	08/22/22 15:00	08/28/22 18:37	50
Dichlorodifluoromethane	<44		200	44	ug/Kg	✱	08/22/22 15:00	08/28/22 18:37	50
Ethylbenzene	<12		16	12	ug/Kg	✱	08/22/22 15:00	08/28/22 18:37	50
Hexachlorobutadiene	<29		65	29	ug/Kg	✱	08/22/22 15:00	08/28/22 18:37	50
Isopropyl ether	<18		65	18	ug/Kg	✱	08/22/22 15:00	08/28/22 18:37	50
Isopropylbenzene	<25		65	25	ug/Kg	✱	08/22/22 15:00	08/28/22 18:37	50
Methyl tert-butyl ether	<26		65	26	ug/Kg	✱	08/22/22 15:00	08/28/22 18:37	50
Methylene Chloride	<110		330	110	ug/Kg	✱	08/22/22 15:00	08/28/22 18:37	50
Naphthalene	<22		65	22	ug/Kg	✱	08/22/22 15:00	08/28/22 18:37	50
n-Butylbenzene	<25		65	25	ug/Kg	✱	08/22/22 15:00	08/28/22 18:37	50
N-Propylbenzene	<27		65	27	ug/Kg	✱	08/22/22 15:00	08/28/22 18:37	50
p-Isopropyltoluene	<24		65	24	ug/Kg	✱	08/22/22 15:00	08/28/22 18:37	50

Eurofins Chicago

Client Sample Results

Client: Stantec Consulting Corp.
 Project/Site: Cedarburg Light & Utility - 193709024

Job ID: 500-221255-1

Client Sample ID: SB-2 (8-10)

Lab Sample ID: 500-221255-3

Date Collected: 08/22/22 15:00

Matrix: Solid

Date Received: 08/24/22 09:35

Percent Solids: 86.9

Method: 8260B - Volatile Organic Compounds (GC/MS) (Continued)

Analyte	Result	Qualifier	RL	MDL	Unit	D	Prepared	Analyzed	Dil Fac
sec-Butylbenzene	<26		65	26	ug/Kg	✳	08/22/22 15:00	08/28/22 18:37	50
Styrene	<25		65	25	ug/Kg	✳	08/22/22 15:00	08/28/22 18:37	50
tert-Butylbenzene	<26		65	26	ug/Kg	✳	08/22/22 15:00	08/28/22 18:37	50
Tetrachloroethene	<24		65	24	ug/Kg	✳	08/22/22 15:00	08/28/22 18:37	50
Toluene	10	J	16	9.6	ug/Kg	✳	08/22/22 15:00	08/28/22 18:37	50
trans-1,2-Dichloroethene	<23		65	23	ug/Kg	✳	08/22/22 15:00	08/28/22 18:37	50
trans-1,3-Dichloropropene	<24		65	24	ug/Kg	✳	08/22/22 15:00	08/28/22 18:37	50
Trichloroethene	<11		33	11	ug/Kg	✳	08/22/22 15:00	08/28/22 18:37	50
Trichlorofluoromethane	<28		65	28	ug/Kg	✳	08/22/22 15:00	08/28/22 18:37	50
Vinyl chloride	<17		65	17	ug/Kg	✳	08/22/22 15:00	08/28/22 18:37	50
Xylenes, Total	<14		33	14	ug/Kg	✳	08/22/22 15:00	08/28/22 18:37	50

Surrogate	%Recovery	Qualifier	Limits	Prepared	Analyzed	Dil Fac
1,2-Dichloroethane-d4 (Surr)	104		75 - 126	08/22/22 15:00	08/28/22 18:37	50
4-Bromofluorobenzene (Surr)	107		72 - 124	08/22/22 15:00	08/28/22 18:37	50
Dibromofluoromethane (Surr)	100		75 - 120	08/22/22 15:00	08/28/22 18:37	50
Toluene-d8 (Surr)	100		75 - 120	08/22/22 15:00	08/28/22 18:37	50

Client Sample Results

Client: Stantec Consulting Corp.
 Project/Site: Cedarburg Light & Utility - 193709024

Job ID: 500-221255-1

Client Sample ID: HA-2 (2.5-4.5)

Lab Sample ID: 500-221255-4

Date Collected: 08/23/22 08:30

Matrix: Solid

Date Received: 08/24/22 09:35

Percent Solids: 90.9

Method: 8260B - Volatile Organic Compounds (GC/MS)

Analyte	Result	Qualifier	RL	MDL	Unit	D	Prepared	Analyzed	Dil Fac
1,1,1,2-Tetrachloroethane	<28		60	28	ug/Kg	☼	08/23/22 08:30	08/28/22 19:00	50
1,1,1-Trichloroethane	<23		60	23	ug/Kg	☼	08/23/22 08:30	08/28/22 19:00	50
1,1,2,2-Tetrachloroethane	<24		60	24	ug/Kg	☼	08/23/22 08:30	08/28/22 19:00	50
1,1,2-Trichloroethane	<21		60	21	ug/Kg	☼	08/23/22 08:30	08/28/22 19:00	50
1,1-Dichloroethane	<25		60	25	ug/Kg	☼	08/23/22 08:30	08/28/22 19:00	50
1,1-Dichloroethene	<24		60	24	ug/Kg	☼	08/23/22 08:30	08/28/22 19:00	50
1,1-Dichloropropene	<18		60	18	ug/Kg	☼	08/23/22 08:30	08/28/22 19:00	50
1,2,3-Trichlorobenzene	<28		60	28	ug/Kg	☼	08/23/22 08:30	08/28/22 19:00	50
1,2,3-Trichloropropane	<25		120	25	ug/Kg	☼	08/23/22 08:30	08/28/22 19:00	50
1,2,4-Trichlorobenzene	<21		60	21	ug/Kg	☼	08/23/22 08:30	08/28/22 19:00	50
1,2,4-Trimethylbenzene	<22		60	22	ug/Kg	☼	08/23/22 08:30	08/28/22 19:00	50
1,2-Dibromo-3-Chloropropane	<120		300	120	ug/Kg	☼	08/23/22 08:30	08/28/22 19:00	50
1,2-Dibromoethane	<23		60	23	ug/Kg	☼	08/23/22 08:30	08/28/22 19:00	50
1,2-Dichlorobenzene	<20		60	20	ug/Kg	☼	08/23/22 08:30	08/28/22 19:00	50
1,2-Dichloroethane	<24		60	24	ug/Kg	☼	08/23/22 08:30	08/28/22 19:00	50
1,2-Dichloropropane	<26		60	26	ug/Kg	☼	08/23/22 08:30	08/28/22 19:00	50
1,3,5-Trimethylbenzene	<23		60	23	ug/Kg	☼	08/23/22 08:30	08/28/22 19:00	50
1,3-Dichlorobenzene	<24		60	24	ug/Kg	☼	08/23/22 08:30	08/28/22 19:00	50
1,3-Dichloropropane	<22		60	22	ug/Kg	☼	08/23/22 08:30	08/28/22 19:00	50
1,4-Dichlorobenzene	<22		60	22	ug/Kg	☼	08/23/22 08:30	08/28/22 19:00	50
2,2-Dichloropropane	<27		60	27	ug/Kg	☼	08/23/22 08:30	08/28/22 19:00	50
2-Chlorotoluene	<19		60	19	ug/Kg	☼	08/23/22 08:30	08/28/22 19:00	50
4-Chlorotoluene	<21		60	21	ug/Kg	☼	08/23/22 08:30	08/28/22 19:00	50
Benzene	<8.8		15	8.8	ug/Kg	☼	08/23/22 08:30	08/28/22 19:00	50
Bromobenzene	<21 *	+	60	21	ug/Kg	☼	08/23/22 08:30	08/28/22 19:00	50
Bromochloromethane	<26		60	26	ug/Kg	☼	08/23/22 08:30	08/28/22 19:00	50
Dichlorobromomethane	<22		60	22	ug/Kg	☼	08/23/22 08:30	08/28/22 19:00	50
Bromoform	<29		60	29	ug/Kg	☼	08/23/22 08:30	08/28/22 19:00	50
Bromomethane	<48		180	48	ug/Kg	☼	08/23/22 08:30	08/28/22 19:00	50
Carbon tetrachloride	<23		60	23	ug/Kg	☼	08/23/22 08:30	08/28/22 19:00	50
Chlorobenzene	<23		60	23	ug/Kg	☼	08/23/22 08:30	08/28/22 19:00	50
Chloroethane	<30		60	30	ug/Kg	☼	08/23/22 08:30	08/28/22 19:00	50
Chloroform	<22		120	22	ug/Kg	☼	08/23/22 08:30	08/28/22 19:00	50
Chloromethane	<19		60	19	ug/Kg	☼	08/23/22 08:30	08/28/22 19:00	50
cis-1,2-Dichloroethene	<25		60	25	ug/Kg	☼	08/23/22 08:30	08/28/22 19:00	50
cis-1,3-Dichloropropene	<25		60	25	ug/Kg	☼	08/23/22 08:30	08/28/22 19:00	50
Dibromochloromethane	<29		60	29	ug/Kg	☼	08/23/22 08:30	08/28/22 19:00	50
Dibromomethane	<16		60	16	ug/Kg	☼	08/23/22 08:30	08/28/22 19:00	50
Dichlorodifluoromethane	<41		180	41	ug/Kg	☼	08/23/22 08:30	08/28/22 19:00	50
Ethylbenzene	<11		15	11	ug/Kg	☼	08/23/22 08:30	08/28/22 19:00	50
Hexachlorobutadiene	<27		60	27	ug/Kg	☼	08/23/22 08:30	08/28/22 19:00	50
Isopropyl ether	<17		60	17	ug/Kg	☼	08/23/22 08:30	08/28/22 19:00	50
Isopropylbenzene	<23		60	23	ug/Kg	☼	08/23/22 08:30	08/28/22 19:00	50
Methyl tert-butyl ether	<24		60	24	ug/Kg	☼	08/23/22 08:30	08/28/22 19:00	50
Methylene Chloride	<98		300	98	ug/Kg	☼	08/23/22 08:30	08/28/22 19:00	50
Naphthalene	<20		60	20	ug/Kg	☼	08/23/22 08:30	08/28/22 19:00	50
n-Butylbenzene	<23		60	23	ug/Kg	☼	08/23/22 08:30	08/28/22 19:00	50
N-Propylbenzene	<25		60	25	ug/Kg	☼	08/23/22 08:30	08/28/22 19:00	50
p-Isopropyltoluene	<22		60	22	ug/Kg	☼	08/23/22 08:30	08/28/22 19:00	50

Eurofins Chicago

Client Sample Results

Client: Stantec Consulting Corp.
 Project/Site: Cedarburg Light & Utility - 193709024

Job ID: 500-221255-1

Client Sample ID: HA-2 (2.5-4.5)

Lab Sample ID: 500-221255-4

Date Collected: 08/23/22 08:30

Matrix: Solid

Date Received: 08/24/22 09:35

Percent Solids: 90.9

Method: 8260B - Volatile Organic Compounds (GC/MS) (Continued)

Analyte	Result	Qualifier	RL	MDL	Unit	D	Prepared	Analyzed	Dil Fac
sec-Butylbenzene	<24		60	24	ug/Kg	☼	08/23/22 08:30	08/28/22 19:00	50
Styrene	<23		60	23	ug/Kg	☼	08/23/22 08:30	08/28/22 19:00	50
tert-Butylbenzene	<24		60	24	ug/Kg	☼	08/23/22 08:30	08/28/22 19:00	50
Tetrachloroethene	<22		60	22	ug/Kg	☼	08/23/22 08:30	08/28/22 19:00	50
Toluene	<8.9		15	8.9	ug/Kg	☼	08/23/22 08:30	08/28/22 19:00	50
trans-1,2-Dichloroethene	<21		60	21	ug/Kg	☼	08/23/22 08:30	08/28/22 19:00	50
trans-1,3-Dichloropropene	<22		60	22	ug/Kg	☼	08/23/22 08:30	08/28/22 19:00	50
Trichloroethene	<9.9		30	9.9	ug/Kg	☼	08/23/22 08:30	08/28/22 19:00	50
Trichlorofluoromethane	<26		60	26	ug/Kg	☼	08/23/22 08:30	08/28/22 19:00	50
Vinyl chloride	<16		60	16	ug/Kg	☼	08/23/22 08:30	08/28/22 19:00	50
Xylenes, Total	<13		30	13	ug/Kg	☼	08/23/22 08:30	08/28/22 19:00	50

Surrogate	%Recovery	Qualifier	Limits	Prepared	Analyzed	Dil Fac
1,2-Dichloroethane-d4 (Surr)	103		75 - 126	08/23/22 08:30	08/28/22 19:00	50
4-Bromofluorobenzene (Surr)	105		72 - 124	08/23/22 08:30	08/28/22 19:00	50
Dibromofluoromethane (Surr)	101		75 - 120	08/23/22 08:30	08/28/22 19:00	50
Toluene-d8 (Surr)	99		75 - 120	08/23/22 08:30	08/28/22 19:00	50

Client Sample Results

Client: Stantec Consulting Corp.
 Project/Site: Cedarburg Light & Utility - 193709024

Job ID: 500-221255-1

Client Sample ID: HA-1 (2.5-3.0)

Lab Sample ID: 500-221255-5

Date Collected: 08/23/22 08:45

Matrix: Solid

Date Received: 08/24/22 09:35

Percent Solids: 93.8

Method: 8260B - Volatile Organic Compounds (GC/MS)

Analyte	Result	Qualifier	RL	MDL	Unit	D	Prepared	Analyzed	Dil Fac
1,1,1,2-Tetrachloroethane	<26		57	26	ug/Kg	✱	08/23/22 08:45	08/28/22 19:24	50
1,1,1-Trichloroethane	<22		57	22	ug/Kg	✱	08/23/22 08:45	08/28/22 19:24	50
1,1,2,2-Tetrachloroethane	<23		57	23	ug/Kg	✱	08/23/22 08:45	08/28/22 19:24	50
1,1,2-Trichloroethane	<20		57	20	ug/Kg	✱	08/23/22 08:45	08/28/22 19:24	50
1,1-Dichloroethane	<23		57	23	ug/Kg	✱	08/23/22 08:45	08/28/22 19:24	50
1,1-Dichloroethene	<22		57	22	ug/Kg	✱	08/23/22 08:45	08/28/22 19:24	50
1,1-Dichloropropene	<17		57	17	ug/Kg	✱	08/23/22 08:45	08/28/22 19:24	50
1,2,3-Trichlorobenzene	<26		57	26	ug/Kg	✱	08/23/22 08:45	08/28/22 19:24	50
1,2,3-Trichloropropane	<23		110	23	ug/Kg	✱	08/23/22 08:45	08/28/22 19:24	50
1,2,4-Trichlorobenzene	<19		57	19	ug/Kg	✱	08/23/22 08:45	08/28/22 19:24	50
1,2,4-Trimethylbenzene	<20		57	20	ug/Kg	✱	08/23/22 08:45	08/28/22 19:24	50
1,2-Dibromo-3-Chloropropane	<110		280	110	ug/Kg	✱	08/23/22 08:45	08/28/22 19:24	50
1,2-Dibromoethane	<22		57	22	ug/Kg	✱	08/23/22 08:45	08/28/22 19:24	50
1,2-Dichlorobenzene	<19		57	19	ug/Kg	✱	08/23/22 08:45	08/28/22 19:24	50
1,2-Dichloroethane	<22		57	22	ug/Kg	✱	08/23/22 08:45	08/28/22 19:24	50
1,2-Dichloropropane	<24		57	24	ug/Kg	✱	08/23/22 08:45	08/28/22 19:24	50
1,3,5-Trimethylbenzene	<22		57	22	ug/Kg	✱	08/23/22 08:45	08/28/22 19:24	50
1,3-Dichlorobenzene	<23		57	23	ug/Kg	✱	08/23/22 08:45	08/28/22 19:24	50
1,3-Dichloropropane	<21		57	21	ug/Kg	✱	08/23/22 08:45	08/28/22 19:24	50
1,4-Dichlorobenzene	<21		57	21	ug/Kg	✱	08/23/22 08:45	08/28/22 19:24	50
2,2-Dichloropropane	<25		57	25	ug/Kg	✱	08/23/22 08:45	08/28/22 19:24	50
2-Chlorotoluene	<18		57	18	ug/Kg	✱	08/23/22 08:45	08/28/22 19:24	50
4-Chlorotoluene	<20		57	20	ug/Kg	✱	08/23/22 08:45	08/28/22 19:24	50
Benzene	<8.3		14	8.3	ug/Kg	✱	08/23/22 08:45	08/28/22 19:24	50
Bromobenzene	<20	*	57	20	ug/Kg	✱	08/23/22 08:45	08/28/22 19:24	50
Bromochloromethane	<24		57	24	ug/Kg	✱	08/23/22 08:45	08/28/22 19:24	50
Dichlorobromomethane	<21		57	21	ug/Kg	✱	08/23/22 08:45	08/28/22 19:24	50
Bromoform	<27		57	27	ug/Kg	✱	08/23/22 08:45	08/28/22 19:24	50
Bromomethane	<45		170	45	ug/Kg	✱	08/23/22 08:45	08/28/22 19:24	50
Carbon tetrachloride	<22		57	22	ug/Kg	✱	08/23/22 08:45	08/28/22 19:24	50
Chlorobenzene	<22		57	22	ug/Kg	✱	08/23/22 08:45	08/28/22 19:24	50
Chloroethane	<29		57	29	ug/Kg	✱	08/23/22 08:45	08/28/22 19:24	50
Chloroform	<21		110	21	ug/Kg	✱	08/23/22 08:45	08/28/22 19:24	50
Chloromethane	<18		57	18	ug/Kg	✱	08/23/22 08:45	08/28/22 19:24	50
cis-1,2-Dichloroethene	<23		57	23	ug/Kg	✱	08/23/22 08:45	08/28/22 19:24	50
cis-1,3-Dichloropropene	<24		57	24	ug/Kg	✱	08/23/22 08:45	08/28/22 19:24	50
Dibromochloromethane	<28		57	28	ug/Kg	✱	08/23/22 08:45	08/28/22 19:24	50
Dibromomethane	<15		57	15	ug/Kg	✱	08/23/22 08:45	08/28/22 19:24	50
Dichlorodifluoromethane	<38		170	38	ug/Kg	✱	08/23/22 08:45	08/28/22 19:24	50
Ethylbenzene	<10		14	10	ug/Kg	✱	08/23/22 08:45	08/28/22 19:24	50
Hexachlorobutadiene	<25		57	25	ug/Kg	✱	08/23/22 08:45	08/28/22 19:24	50
Isopropyl ether	<16		57	16	ug/Kg	✱	08/23/22 08:45	08/28/22 19:24	50
Isopropylbenzene	<22		57	22	ug/Kg	✱	08/23/22 08:45	08/28/22 19:24	50
Methyl tert-butyl ether	<22		57	22	ug/Kg	✱	08/23/22 08:45	08/28/22 19:24	50
Methylene Chloride	<92		280	92	ug/Kg	✱	08/23/22 08:45	08/28/22 19:24	50
Naphthalene	<19		57	19	ug/Kg	✱	08/23/22 08:45	08/28/22 19:24	50
n-Butylbenzene	56	J	57	22	ug/Kg	✱	08/23/22 08:45	08/28/22 19:24	50
N-Propylbenzene	<23		57	23	ug/Kg	✱	08/23/22 08:45	08/28/22 19:24	50
p-Isopropyltoluene	<21		57	21	ug/Kg	✱	08/23/22 08:45	08/28/22 19:24	50

Eurofins Chicago

Client Sample Results

Client: Stantec Consulting Corp.
 Project/Site: Cedarburg Light & Utility - 193709024

Job ID: 500-221255-1

Client Sample ID: HA-1 (2.5-3.0)

Lab Sample ID: 500-221255-5

Date Collected: 08/23/22 08:45

Matrix: Solid

Date Received: 08/24/22 09:35

Percent Solids: 93.8

Method: 8260B - Volatile Organic Compounds (GC/MS) (Continued)

Analyte	Result	Qualifier	RL	MDL	Unit	D	Prepared	Analyzed	Dil Fac
sec-Butylbenzene	23	J	57	23	ug/Kg	✳	08/23/22 08:45	08/28/22 19:24	50
Styrene	<22		57	22	ug/Kg	✳	08/23/22 08:45	08/28/22 19:24	50
tert-Butylbenzene	<23		57	23	ug/Kg	✳	08/23/22 08:45	08/28/22 19:24	50
Tetrachloroethene	<21		57	21	ug/Kg	✳	08/23/22 08:45	08/28/22 19:24	50
Toluene	<8.3		14	8.3	ug/Kg	✳	08/23/22 08:45	08/28/22 19:24	50
trans-1,2-Dichloroethene	<20		57	20	ug/Kg	✳	08/23/22 08:45	08/28/22 19:24	50
trans-1,3-Dichloropropene	<21		57	21	ug/Kg	✳	08/23/22 08:45	08/28/22 19:24	50
Trichloroethene	<9.3		28	9.3	ug/Kg	✳	08/23/22 08:45	08/28/22 19:24	50
Trichlorofluoromethane	<24		57	24	ug/Kg	✳	08/23/22 08:45	08/28/22 19:24	50
Vinyl chloride	<15		57	15	ug/Kg	✳	08/23/22 08:45	08/28/22 19:24	50
Xylenes, Total	<12		28	12	ug/Kg	✳	08/23/22 08:45	08/28/22 19:24	50

Surrogate	%Recovery	Qualifier	Limits	Prepared	Analyzed	Dil Fac
1,2-Dichloroethane-d4 (Surr)	105		75 - 126	08/23/22 08:45	08/28/22 19:24	50
4-Bromofluorobenzene (Surr)	105		72 - 124	08/23/22 08:45	08/28/22 19:24	50
Dibromofluoromethane (Surr)	101		75 - 120	08/23/22 08:45	08/28/22 19:24	50
Toluene-d8 (Surr)	97		75 - 120	08/23/22 08:45	08/28/22 19:24	50

Client Sample Results

Client: Stantec Consulting Corp.
 Project/Site: Cedarburg Light & Utility - 193709024

Job ID: 500-221255-1

Client Sample ID: SB-3 (0-2)

Lab Sample ID: 500-221255-6

Date Collected: 08/23/22 10:45

Matrix: Solid

Date Received: 08/24/22 09:35

Percent Solids: 93.2

Method: 8260B - Volatile Organic Compounds (GC/MS)

Analyte	Result	Qualifier	RL	MDL	Unit	D	Prepared	Analyzed	Dil Fac
1,1,1,2-Tetrachloroethane	<24		53	24	ug/Kg	☼	08/23/22 10:45	08/28/22 19:47	50
1,1,1-Trichloroethane	<20		53	20	ug/Kg	☼	08/23/22 10:45	08/28/22 19:47	50
1,1,2,2-Tetrachloroethane	<21		53	21	ug/Kg	☼	08/23/22 10:45	08/28/22 19:47	50
1,1,2-Trichloroethane	<18		53	18	ug/Kg	☼	08/23/22 10:45	08/28/22 19:47	50
1,1-Dichloroethane	<22		53	22	ug/Kg	☼	08/23/22 10:45	08/28/22 19:47	50
1,1-Dichloroethene	<20		53	20	ug/Kg	☼	08/23/22 10:45	08/28/22 19:47	50
1,1-Dichloropropene	<16		53	16	ug/Kg	☼	08/23/22 10:45	08/28/22 19:47	50
1,2,3-Trichlorobenzene	<24		53	24	ug/Kg	☼	08/23/22 10:45	08/28/22 19:47	50
1,2,3-Trichloropropane	<22		110	22	ug/Kg	☼	08/23/22 10:45	08/28/22 19:47	50
1,2,4-Trichlorobenzene	<18		53	18	ug/Kg	☼	08/23/22 10:45	08/28/22 19:47	50
1,2,4-Trimethylbenzene	<19		53	19	ug/Kg	☼	08/23/22 10:45	08/28/22 19:47	50
1,2-Dibromo-3-Chloropropane	<100		260	100	ug/Kg	☼	08/23/22 10:45	08/28/22 19:47	50
1,2-Dibromoethane	<20		53	20	ug/Kg	☼	08/23/22 10:45	08/28/22 19:47	50
1,2-Dichlorobenzene	<18		53	18	ug/Kg	☼	08/23/22 10:45	08/28/22 19:47	50
1,2-Dichloroethane	<21		53	21	ug/Kg	☼	08/23/22 10:45	08/28/22 19:47	50
1,2-Dichloropropane	<22		53	22	ug/Kg	☼	08/23/22 10:45	08/28/22 19:47	50
1,3,5-Trimethylbenzene	<20		53	20	ug/Kg	☼	08/23/22 10:45	08/28/22 19:47	50
1,3-Dichlorobenzene	<21		53	21	ug/Kg	☼	08/23/22 10:45	08/28/22 19:47	50
1,3-Dichloropropane	<19		53	19	ug/Kg	☼	08/23/22 10:45	08/28/22 19:47	50
1,4-Dichlorobenzene	<19		53	19	ug/Kg	☼	08/23/22 10:45	08/28/22 19:47	50
2,2-Dichloropropane	<23		53	23	ug/Kg	☼	08/23/22 10:45	08/28/22 19:47	50
2-Chlorotoluene	<16		53	16	ug/Kg	☼	08/23/22 10:45	08/28/22 19:47	50
4-Chlorotoluene	<18		53	18	ug/Kg	☼	08/23/22 10:45	08/28/22 19:47	50
Benzene	<7.7		13	7.7	ug/Kg	☼	08/23/22 10:45	08/28/22 19:47	50
Bromobenzene	<19 *	+	53	19	ug/Kg	☼	08/23/22 10:45	08/28/22 19:47	50
Bromochloromethane	<22		53	22	ug/Kg	☼	08/23/22 10:45	08/28/22 19:47	50
Dichlorobromomethane	<20		53	20	ug/Kg	☼	08/23/22 10:45	08/28/22 19:47	50
Bromoform	<25		53	25	ug/Kg	☼	08/23/22 10:45	08/28/22 19:47	50
Bromomethane	<42		160	42	ug/Kg	☼	08/23/22 10:45	08/28/22 19:47	50
Carbon tetrachloride	<20		53	20	ug/Kg	☼	08/23/22 10:45	08/28/22 19:47	50
Chlorobenzene	<20		53	20	ug/Kg	☼	08/23/22 10:45	08/28/22 19:47	50
Chloroethane	<26		53	26	ug/Kg	☼	08/23/22 10:45	08/28/22 19:47	50
Chloroform	<19		110	19	ug/Kg	☼	08/23/22 10:45	08/28/22 19:47	50
Chloromethane	<17		53	17	ug/Kg	☼	08/23/22 10:45	08/28/22 19:47	50
cis-1,2-Dichloroethene	<21		53	21	ug/Kg	☼	08/23/22 10:45	08/28/22 19:47	50
cis-1,3-Dichloropropene	<22		53	22	ug/Kg	☼	08/23/22 10:45	08/28/22 19:47	50
Dibromochloromethane	<26		53	26	ug/Kg	☼	08/23/22 10:45	08/28/22 19:47	50
Dibromomethane	<14		53	14	ug/Kg	☼	08/23/22 10:45	08/28/22 19:47	50
Dichlorodifluoromethane	<35		160	35	ug/Kg	☼	08/23/22 10:45	08/28/22 19:47	50
Ethylbenzene	<9.6		13	9.6	ug/Kg	☼	08/23/22 10:45	08/28/22 19:47	50
Hexachlorobutadiene	<23		53	23	ug/Kg	☼	08/23/22 10:45	08/28/22 19:47	50
Isopropyl ether	<14		53	14	ug/Kg	☼	08/23/22 10:45	08/28/22 19:47	50
Isopropylbenzene	<20		53	20	ug/Kg	☼	08/23/22 10:45	08/28/22 19:47	50
Methyl tert-butyl ether	<21		53	21	ug/Kg	☼	08/23/22 10:45	08/28/22 19:47	50
Methylene Chloride	<86		260	86	ug/Kg	☼	08/23/22 10:45	08/28/22 19:47	50
Naphthalene	<18		53	18	ug/Kg	☼	08/23/22 10:45	08/28/22 19:47	50
n-Butylbenzene	<20		53	20	ug/Kg	☼	08/23/22 10:45	08/28/22 19:47	50
N-Propylbenzene	<22		53	22	ug/Kg	☼	08/23/22 10:45	08/28/22 19:47	50
p-Isopropyltoluene	<19		53	19	ug/Kg	☼	08/23/22 10:45	08/28/22 19:47	50

Eurofins Chicago

Client Sample Results

Client: Stantec Consulting Corp.
 Project/Site: Cedarburg Light & Utility - 193709024

Job ID: 500-221255-1

Client Sample ID: SB-3 (0-2)

Lab Sample ID: 500-221255-6

Date Collected: 08/23/22 10:45

Matrix: Solid

Date Received: 08/24/22 09:35

Percent Solids: 93.2

Method: 8260B - Volatile Organic Compounds (GC/MS) (Continued)

Analyte	Result	Qualifier	RL	MDL	Unit	D	Prepared	Analyzed	Dil Fac
sec-Butylbenzene	<21		53	21	ug/Kg	☼	08/23/22 10:45	08/28/22 19:47	50
Styrene	<20		53	20	ug/Kg	☼	08/23/22 10:45	08/28/22 19:47	50
tert-Butylbenzene	<21		53	21	ug/Kg	☼	08/23/22 10:45	08/28/22 19:47	50
Tetrachloroethene	<19		53	19	ug/Kg	☼	08/23/22 10:45	08/28/22 19:47	50
Toluene	<7.7		13	7.7	ug/Kg	☼	08/23/22 10:45	08/28/22 19:47	50
trans-1,2-Dichloroethene	<18		53	18	ug/Kg	☼	08/23/22 10:45	08/28/22 19:47	50
trans-1,3-Dichloropropene	<19		53	19	ug/Kg	☼	08/23/22 10:45	08/28/22 19:47	50
Trichloroethene	<8.6		26	8.6	ug/Kg	☼	08/23/22 10:45	08/28/22 19:47	50
Trichlorofluoromethane	<22		53	22	ug/Kg	☼	08/23/22 10:45	08/28/22 19:47	50
Vinyl chloride	<14		53	14	ug/Kg	☼	08/23/22 10:45	08/28/22 19:47	50
Xylenes, Total	<12		26	12	ug/Kg	☼	08/23/22 10:45	08/28/22 19:47	50

Surrogate	%Recovery	Qualifier	Limits	Prepared	Analyzed	Dil Fac
1,2-Dichloroethane-d4 (Surr)	103		75 - 126	08/23/22 10:45	08/28/22 19:47	50
4-Bromofluorobenzene (Surr)	106		72 - 124	08/23/22 10:45	08/28/22 19:47	50
Dibromofluoromethane (Surr)	101		75 - 120	08/23/22 10:45	08/28/22 19:47	50
Toluene-d8 (Surr)	99		75 - 120	08/23/22 10:45	08/28/22 19:47	50

Client Sample Results

Client: Stantec Consulting Corp.
Project/Site: Cedarburg Light & Utility - 193709024

Job ID: 500-221255-1

Client Sample ID: SB-5 (0-2)

Lab Sample ID: 500-221255-7

Date Collected: 08/23/22 10:47

Matrix: Solid

Date Received: 08/24/22 09:35

Percent Solids: 90.9

Method: 8260B - Volatile Organic Compounds (GC/MS)

Analyte	Result	Qualifier	RL	MDL	Unit	D	Prepared	Analyzed	Dil Fac
1,1,1,2-Tetrachloroethane	<27		58	27	ug/Kg	☼	08/23/22 10:47	08/28/22 20:11	50
1,1,1-Trichloroethane	<22		58	22	ug/Kg	☼	08/23/22 10:47	08/28/22 20:11	50
1,1,2,2-Tetrachloroethane	<23		58	23	ug/Kg	☼	08/23/22 10:47	08/28/22 20:11	50
1,1,2-Trichloroethane	<20		58	20	ug/Kg	☼	08/23/22 10:47	08/28/22 20:11	50
1,1-Dichloroethane	<24		58	24	ug/Kg	☼	08/23/22 10:47	08/28/22 20:11	50
1,1-Dichloroethene	<23		58	23	ug/Kg	☼	08/23/22 10:47	08/28/22 20:11	50
1,1-Dichloropropene	<17		58	17	ug/Kg	☼	08/23/22 10:47	08/28/22 20:11	50
1,2,3-Trichlorobenzene	<26		58	26	ug/Kg	☼	08/23/22 10:47	08/28/22 20:11	50
1,2,3-Trichloropropane	<24		120	24	ug/Kg	☼	08/23/22 10:47	08/28/22 20:11	50
1,2,4-Trichlorobenzene	<20		58	20	ug/Kg	☼	08/23/22 10:47	08/28/22 20:11	50
1,2,4-Trimethylbenzene	<21		58	21	ug/Kg	☼	08/23/22 10:47	08/28/22 20:11	50
1,2-Dibromo-3-Chloropropane	<110		290	110	ug/Kg	☼	08/23/22 10:47	08/28/22 20:11	50
1,2-Dibromoethane	<22		58	22	ug/Kg	☼	08/23/22 10:47	08/28/22 20:11	50
1,2-Dichlorobenzene	<19		58	19	ug/Kg	☼	08/23/22 10:47	08/28/22 20:11	50
1,2-Dichloroethane	<23		58	23	ug/Kg	☼	08/23/22 10:47	08/28/22 20:11	50
1,2-Dichloropropane	<25		58	25	ug/Kg	☼	08/23/22 10:47	08/28/22 20:11	50
1,3,5-Trimethylbenzene	<22		58	22	ug/Kg	☼	08/23/22 10:47	08/28/22 20:11	50
1,3-Dichlorobenzene	<23		58	23	ug/Kg	☼	08/23/22 10:47	08/28/22 20:11	50
1,3-Dichloropropane	<21		58	21	ug/Kg	☼	08/23/22 10:47	08/28/22 20:11	50
1,4-Dichlorobenzene	<21		58	21	ug/Kg	☼	08/23/22 10:47	08/28/22 20:11	50
2,2-Dichloropropane	<26		58	26	ug/Kg	☼	08/23/22 10:47	08/28/22 20:11	50
2-Chlorotoluene	<18		58	18	ug/Kg	☼	08/23/22 10:47	08/28/22 20:11	50
4-Chlorotoluene	<20		58	20	ug/Kg	☼	08/23/22 10:47	08/28/22 20:11	50
Benzene	<8.4		14	8.4	ug/Kg	☼	08/23/22 10:47	08/28/22 20:11	50
Bromobenzene	<21	*	58	21	ug/Kg	☼	08/23/22 10:47	08/28/22 20:11	50
Bromochloromethane	<25		58	25	ug/Kg	☼	08/23/22 10:47	08/28/22 20:11	50
Dichlorobromomethane	<21		58	21	ug/Kg	☼	08/23/22 10:47	08/28/22 20:11	50
Bromoform	<28		58	28	ug/Kg	☼	08/23/22 10:47	08/28/22 20:11	50
Bromomethane	<46		170	46	ug/Kg	☼	08/23/22 10:47	08/28/22 20:11	50
Carbon tetrachloride	<22		58	22	ug/Kg	☼	08/23/22 10:47	08/28/22 20:11	50
Chlorobenzene	<22		58	22	ug/Kg	☼	08/23/22 10:47	08/28/22 20:11	50
Chloroethane	<29		58	29	ug/Kg	☼	08/23/22 10:47	08/28/22 20:11	50
Chloroform	<21		120	21	ug/Kg	☼	08/23/22 10:47	08/28/22 20:11	50
Chloromethane	<18		58	18	ug/Kg	☼	08/23/22 10:47	08/28/22 20:11	50
cis-1,2-Dichloroethene	<24		58	24	ug/Kg	☼	08/23/22 10:47	08/28/22 20:11	50
cis-1,3-Dichloropropene	<24		58	24	ug/Kg	☼	08/23/22 10:47	08/28/22 20:11	50
Dibromochloromethane	<28		58	28	ug/Kg	☼	08/23/22 10:47	08/28/22 20:11	50
Dibromomethane	<16		58	16	ug/Kg	☼	08/23/22 10:47	08/28/22 20:11	50
Dichlorodifluoromethane	<39		170	39	ug/Kg	☼	08/23/22 10:47	08/28/22 20:11	50
Ethylbenzene	<11		14	11	ug/Kg	☼	08/23/22 10:47	08/28/22 20:11	50
Hexachlorobutadiene	<26		58	26	ug/Kg	☼	08/23/22 10:47	08/28/22 20:11	50
Isopropyl ether	<16		58	16	ug/Kg	☼	08/23/22 10:47	08/28/22 20:11	50
Isopropylbenzene	<22		58	22	ug/Kg	☼	08/23/22 10:47	08/28/22 20:11	50
Methyl tert-butyl ether	<23		58	23	ug/Kg	☼	08/23/22 10:47	08/28/22 20:11	50
Methylene Chloride	<94		290	94	ug/Kg	☼	08/23/22 10:47	08/28/22 20:11	50
Naphthalene	24	J	58	19	ug/Kg	☼	08/23/22 10:47	08/28/22 20:11	50
n-Butylbenzene	<22		58	22	ug/Kg	☼	08/23/22 10:47	08/28/22 20:11	50
N-Propylbenzene	<24		58	24	ug/Kg	☼	08/23/22 10:47	08/28/22 20:11	50
p-Isopropyltoluene	<21		58	21	ug/Kg	☼	08/23/22 10:47	08/28/22 20:11	50

Eurofins Chicago

Client Sample Results

Client: Stantec Consulting Corp.
 Project/Site: Cedarburg Light & Utility - 193709024

Job ID: 500-221255-1

Client Sample ID: SB-5 (0-2)

Lab Sample ID: 500-221255-7

Date Collected: 08/23/22 10:47

Matrix: Solid

Date Received: 08/24/22 09:35

Percent Solids: 90.9

Method: 8260B - Volatile Organic Compounds (GC/MS) (Continued)

Analyte	Result	Qualifier	RL	MDL	Unit	D	Prepared	Analyzed	Dil Fac
sec-Butylbenzene	<23		58	23	ug/Kg	☼	08/23/22 10:47	08/28/22 20:11	50
Styrene	<22		58	22	ug/Kg	☼	08/23/22 10:47	08/28/22 20:11	50
tert-Butylbenzene	<23		58	23	ug/Kg	☼	08/23/22 10:47	08/28/22 20:11	50
Tetrachloroethene	<21		58	21	ug/Kg	☼	08/23/22 10:47	08/28/22 20:11	50
Toluene	14		14	8.5	ug/Kg	☼	08/23/22 10:47	08/28/22 20:11	50
trans-1,2-Dichloroethene	<20		58	20	ug/Kg	☼	08/23/22 10:47	08/28/22 20:11	50
trans-1,3-Dichloropropene	<21		58	21	ug/Kg	☼	08/23/22 10:47	08/28/22 20:11	50
Trichloroethene	<9.5		29	9.5	ug/Kg	☼	08/23/22 10:47	08/28/22 20:11	50
Trichlorofluoromethane	<25		58	25	ug/Kg	☼	08/23/22 10:47	08/28/22 20:11	50
Vinyl chloride	<15		58	15	ug/Kg	☼	08/23/22 10:47	08/28/22 20:11	50
Xylenes, Total	16 J		29	13	ug/Kg	☼	08/23/22 10:47	08/28/22 20:11	50

Surrogate	%Recovery	Qualifier	Limits	Prepared	Analyzed	Dil Fac
1,2-Dichloroethane-d4 (Surr)	101		75 - 126	08/23/22 10:47	08/28/22 20:11	50
4-Bromofluorobenzene (Surr)	108		72 - 124	08/23/22 10:47	08/28/22 20:11	50
Dibromofluoromethane (Surr)	99		75 - 120	08/23/22 10:47	08/28/22 20:11	50
Toluene-d8 (Surr)	99		75 - 120	08/23/22 10:47	08/28/22 20:11	50

Client Sample Results

Client: Stantec Consulting Corp.
 Project/Site: Cedarburg Light & Utility - 193709024

Job ID: 500-221255-1

Client Sample ID: SB-4 (2-4)

Lab Sample ID: 500-221255-8

Date Collected: 08/23/22 10:49

Matrix: Solid

Date Received: 08/24/22 09:35

Percent Solids: 84.7

Method: 8260B - Volatile Organic Compounds (GC/MS)

Analyte	Result	Qualifier	RL	MDL	Unit	D	Prepared	Analyzed	Dil Fac
1,1,1,2-Tetrachloroethane	<35		76	35	ug/Kg	☼	08/23/22 10:49	08/28/22 20:34	50
1,1,1-Trichloroethane	<29		76	29	ug/Kg	☼	08/23/22 10:49	08/28/22 20:34	50
1,1,2,2-Tetrachloroethane	<30		76	30	ug/Kg	☼	08/23/22 10:49	08/28/22 20:34	50
1,1,2-Trichloroethane	<27		76	27	ug/Kg	☼	08/23/22 10:49	08/28/22 20:34	50
1,1-Dichloroethane	<31		76	31	ug/Kg	☼	08/23/22 10:49	08/28/22 20:34	50
1,1-Dichloroethene	<30		76	30	ug/Kg	☼	08/23/22 10:49	08/28/22 20:34	50
1,1-Dichloropropene	<23		76	23	ug/Kg	☼	08/23/22 10:49	08/28/22 20:34	50
1,2,3-Trichlorobenzene	<35		76	35	ug/Kg	☼	08/23/22 10:49	08/28/22 20:34	50
1,2,3-Trichloropropane	<31		150	31	ug/Kg	☼	08/23/22 10:49	08/28/22 20:34	50
1,2,4-Trichlorobenzene	<26		76	26	ug/Kg	☼	08/23/22 10:49	08/28/22 20:34	50
1,2,4-Trimethylbenzene	<27		76	27	ug/Kg	☼	08/23/22 10:49	08/28/22 20:34	50
1,2-Dibromo-3-Chloropropane	<150		380	150	ug/Kg	☼	08/23/22 10:49	08/28/22 20:34	50
1,2-Dibromoethane	<29		76	29	ug/Kg	☼	08/23/22 10:49	08/28/22 20:34	50
1,2-Dichlorobenzene	<25		76	25	ug/Kg	☼	08/23/22 10:49	08/28/22 20:34	50
1,2-Dichloroethane	<30		76	30	ug/Kg	☼	08/23/22 10:49	08/28/22 20:34	50
1,2-Dichloropropane	<33		76	33	ug/Kg	☼	08/23/22 10:49	08/28/22 20:34	50
1,3,5-Trimethylbenzene	<29		76	29	ug/Kg	☼	08/23/22 10:49	08/28/22 20:34	50
1,3-Dichlorobenzene	<30		76	30	ug/Kg	☼	08/23/22 10:49	08/28/22 20:34	50
1,3-Dichloropropane	<27		76	27	ug/Kg	☼	08/23/22 10:49	08/28/22 20:34	50
1,4-Dichlorobenzene	<28		76	28	ug/Kg	☼	08/23/22 10:49	08/28/22 20:34	50
2,2-Dichloropropane	<34		76	34	ug/Kg	☼	08/23/22 10:49	08/28/22 20:34	50
2-Chlorotoluene	<24		76	24	ug/Kg	☼	08/23/22 10:49	08/28/22 20:34	50
4-Chlorotoluene	<27		76	27	ug/Kg	☼	08/23/22 10:49	08/28/22 20:34	50
Benzene	<11		19	11	ug/Kg	☼	08/23/22 10:49	08/28/22 20:34	50
Bromobenzene	<27 *		76	27	ug/Kg	☼	08/23/22 10:49	08/28/22 20:34	50
Bromochloromethane	<33		76	33	ug/Kg	☼	08/23/22 10:49	08/28/22 20:34	50
Dichlorobromomethane	<28		76	28	ug/Kg	☼	08/23/22 10:49	08/28/22 20:34	50
Bromoform	<37		76	37	ug/Kg	☼	08/23/22 10:49	08/28/22 20:34	50
Bromomethane	<60		230	60	ug/Kg	☼	08/23/22 10:49	08/28/22 20:34	50
Carbon tetrachloride	<29		76	29	ug/Kg	☼	08/23/22 10:49	08/28/22 20:34	50
Chlorobenzene	<29		76	29	ug/Kg	☼	08/23/22 10:49	08/28/22 20:34	50
Chloroethane	<38		76	38	ug/Kg	☼	08/23/22 10:49	08/28/22 20:34	50
Chloroform	<28		150	28	ug/Kg	☼	08/23/22 10:49	08/28/22 20:34	50
Chloromethane	<24		76	24	ug/Kg	☼	08/23/22 10:49	08/28/22 20:34	50
cis-1,2-Dichloroethene	<31		76	31	ug/Kg	☼	08/23/22 10:49	08/28/22 20:34	50
cis-1,3-Dichloropropane	<32		76	32	ug/Kg	☼	08/23/22 10:49	08/28/22 20:34	50
Dibromochloromethane	<37		76	37	ug/Kg	☼	08/23/22 10:49	08/28/22 20:34	50
Dibromomethane	<21		76	21	ug/Kg	☼	08/23/22 10:49	08/28/22 20:34	50
Dichlorodifluoromethane	<51		230	51	ug/Kg	☼	08/23/22 10:49	08/28/22 20:34	50
Ethylbenzene	<14		19	14	ug/Kg	☼	08/23/22 10:49	08/28/22 20:34	50
Hexachlorobutadiene	<34		76	34	ug/Kg	☼	08/23/22 10:49	08/28/22 20:34	50
Isopropyl ether	<21		76	21	ug/Kg	☼	08/23/22 10:49	08/28/22 20:34	50
Isopropylbenzene	<29		76	29	ug/Kg	☼	08/23/22 10:49	08/28/22 20:34	50
Methyl tert-butyl ether	<30		76	30	ug/Kg	☼	08/23/22 10:49	08/28/22 20:34	50
Methylene Chloride	<120		380	120	ug/Kg	☼	08/23/22 10:49	08/28/22 20:34	50
Naphthalene	<25		76	25	ug/Kg	☼	08/23/22 10:49	08/28/22 20:34	50
n-Butylbenzene	<29		76	29	ug/Kg	☼	08/23/22 10:49	08/28/22 20:34	50
N-Propylbenzene	<31		76	31	ug/Kg	☼	08/23/22 10:49	08/28/22 20:34	50
p-Isopropyltoluene	<27		76	27	ug/Kg	☼	08/23/22 10:49	08/28/22 20:34	50

Eurofins Chicago

Client Sample Results

Client: Stantec Consulting Corp.
 Project/Site: Cedarburg Light & Utility - 193709024

Job ID: 500-221255-1

Client Sample ID: SB-4 (2-4)

Lab Sample ID: 500-221255-8

Date Collected: 08/23/22 10:49

Matrix: Solid

Date Received: 08/24/22 09:35

Percent Solids: 84.7

Method: 8260B - Volatile Organic Compounds (GC/MS) (Continued)

Analyte	Result	Qualifier	RL	MDL	Unit	D	Prepared	Analyzed	Dil Fac
sec-Butylbenzene	<30		76	30	ug/Kg	☼	08/23/22 10:49	08/28/22 20:34	50
Styrene	<29		76	29	ug/Kg	☼	08/23/22 10:49	08/28/22 20:34	50
tert-Butylbenzene	<30		76	30	ug/Kg	☼	08/23/22 10:49	08/28/22 20:34	50
Tetrachloroethene	<28		76	28	ug/Kg	☼	08/23/22 10:49	08/28/22 20:34	50
Toluene	<11		19	11	ug/Kg	☼	08/23/22 10:49	08/28/22 20:34	50
trans-1,2-Dichloroethene	<27		76	27	ug/Kg	☼	08/23/22 10:49	08/28/22 20:34	50
trans-1,3-Dichloropropene	<27		76	27	ug/Kg	☼	08/23/22 10:49	08/28/22 20:34	50
Trichloroethene	<12		38	12	ug/Kg	☼	08/23/22 10:49	08/28/22 20:34	50
Trichlorofluoromethane	<33		76	33	ug/Kg	☼	08/23/22 10:49	08/28/22 20:34	50
Vinyl chloride	<20		76	20	ug/Kg	☼	08/23/22 10:49	08/28/22 20:34	50
Xylenes, Total	<17		38	17	ug/Kg	☼	08/23/22 10:49	08/28/22 20:34	50

Surrogate	%Recovery	Qualifier	Limits	Prepared	Analyzed	Dil Fac
1,2-Dichloroethane-d4 (Surr)	101		75 - 126	08/23/22 10:49	08/28/22 20:34	50
4-Bromofluorobenzene (Surr)	106		72 - 124	08/23/22 10:49	08/28/22 20:34	50
Dibromofluoromethane (Surr)	101		75 - 120	08/23/22 10:49	08/28/22 20:34	50
Toluene-d8 (Surr)	98		75 - 120	08/23/22 10:49	08/28/22 20:34	50

Client Sample Results

Client: Stantec Consulting Corp.
 Project/Site: Cedarburg Light & Utility - 193709024

Job ID: 500-221255-1

Client Sample ID: SB-6 (2-4)

Lab Sample ID: 500-221255-9

Date Collected: 08/23/22 10:52

Matrix: Solid

Date Received: 08/24/22 09:35

Percent Solids: 80.5

Method: 8260B - Volatile Organic Compounds (GC/MS)

Analyte	Result	Qualifier	RL	MDL	Unit	D	Prepared	Analyzed	Dil Fac
1,1,1,2-Tetrachloroethane	<34		74	34	ug/Kg	☼	08/23/22 10:52	08/28/22 20:58	50
1,1,1-Trichloroethane	<28		74	28	ug/Kg	☼	08/23/22 10:52	08/28/22 20:58	50
1,1,2,2-Tetrachloroethane	<29		74	29	ug/Kg	☼	08/23/22 10:52	08/28/22 20:58	50
1,1,2-Trichloroethane	<26		74	26	ug/Kg	☼	08/23/22 10:52	08/28/22 20:58	50
1,1-Dichloroethane	<30		74	30	ug/Kg	☼	08/23/22 10:52	08/28/22 20:58	50
1,1-Dichloroethene	<29		74	29	ug/Kg	☼	08/23/22 10:52	08/28/22 20:58	50
1,1-Dichloropropene	<22		74	22	ug/Kg	☼	08/23/22 10:52	08/28/22 20:58	50
1,2,3-Trichlorobenzene	<34		74	34	ug/Kg	☼	08/23/22 10:52	08/28/22 20:58	50
1,2,3-Trichloropropane	<30		150	30	ug/Kg	☼	08/23/22 10:52	08/28/22 20:58	50
1,2,4-Trichlorobenzene	<25		74	25	ug/Kg	☼	08/23/22 10:52	08/28/22 20:58	50
1,2,4-Trimethylbenzene	<26		74	26	ug/Kg	☼	08/23/22 10:52	08/28/22 20:58	50
1,2-Dibromo-3-Chloropropane	<150		370	150	ug/Kg	☼	08/23/22 10:52	08/28/22 20:58	50
1,2-Dibromoethane	<28		74	28	ug/Kg	☼	08/23/22 10:52	08/28/22 20:58	50
1,2-Dichlorobenzene	<25		74	25	ug/Kg	☼	08/23/22 10:52	08/28/22 20:58	50
1,2-Dichloroethane	<29		74	29	ug/Kg	☼	08/23/22 10:52	08/28/22 20:58	50
1,2-Dichloropropane	<32		74	32	ug/Kg	☼	08/23/22 10:52	08/28/22 20:58	50
1,3,5-Trimethylbenzene	<28		74	28	ug/Kg	☼	08/23/22 10:52	08/28/22 20:58	50
1,3-Dichlorobenzene	<29		74	29	ug/Kg	☼	08/23/22 10:52	08/28/22 20:58	50
1,3-Dichloropropane	<27		74	27	ug/Kg	☼	08/23/22 10:52	08/28/22 20:58	50
1,4-Dichlorobenzene	<27		74	27	ug/Kg	☼	08/23/22 10:52	08/28/22 20:58	50
2,2-Dichloropropane	<33		74	33	ug/Kg	☼	08/23/22 10:52	08/28/22 20:58	50
2-Chlorotoluene	<23		74	23	ug/Kg	☼	08/23/22 10:52	08/28/22 20:58	50
4-Chlorotoluene	<26		74	26	ug/Kg	☼	08/23/22 10:52	08/28/22 20:58	50
Benzene	<11		18	11	ug/Kg	☼	08/23/22 10:52	08/28/22 20:58	50
Bromobenzene	<26 *	+	74	26	ug/Kg	☼	08/23/22 10:52	08/28/22 20:58	50
Bromochloromethane	<32		74	32	ug/Kg	☼	08/23/22 10:52	08/28/22 20:58	50
Dichlorobromomethane	<27		74	27	ug/Kg	☼	08/23/22 10:52	08/28/22 20:58	50
Bromoform	<36		74	36	ug/Kg	☼	08/23/22 10:52	08/28/22 20:58	50
Bromomethane	<59		220	59	ug/Kg	☼	08/23/22 10:52	08/28/22 20:58	50
Carbon tetrachloride	<28		74	28	ug/Kg	☼	08/23/22 10:52	08/28/22 20:58	50
Chlorobenzene	<28		74	28	ug/Kg	☼	08/23/22 10:52	08/28/22 20:58	50
Chloroethane	<37		74	37	ug/Kg	☼	08/23/22 10:52	08/28/22 20:58	50
Chloroform	<27		150	27	ug/Kg	☼	08/23/22 10:52	08/28/22 20:58	50
Chloromethane	<24		74	24	ug/Kg	☼	08/23/22 10:52	08/28/22 20:58	50
cis-1,2-Dichloroethene	<30		74	30	ug/Kg	☼	08/23/22 10:52	08/28/22 20:58	50
cis-1,3-Dichloropropene	<31		74	31	ug/Kg	☼	08/23/22 10:52	08/28/22 20:58	50
Dibromochloromethane	<36		74	36	ug/Kg	☼	08/23/22 10:52	08/28/22 20:58	50
Dibromomethane	<20		74	20	ug/Kg	☼	08/23/22 10:52	08/28/22 20:58	50
Dichlorodifluoromethane	<50		220	50	ug/Kg	☼	08/23/22 10:52	08/28/22 20:58	50
Ethylbenzene	<13		18	13	ug/Kg	☼	08/23/22 10:52	08/28/22 20:58	50
Hexachlorobutadiene	<33		74	33	ug/Kg	☼	08/23/22 10:52	08/28/22 20:58	50
Isopropyl ether	<20		74	20	ug/Kg	☼	08/23/22 10:52	08/28/22 20:58	50
Isopropylbenzene	<28		74	28	ug/Kg	☼	08/23/22 10:52	08/28/22 20:58	50
Methyl tert-butyl ether	<29		74	29	ug/Kg	☼	08/23/22 10:52	08/28/22 20:58	50
Methylene Chloride	<120		370	120	ug/Kg	☼	08/23/22 10:52	08/28/22 20:58	50
Naphthalene	<25		74	25	ug/Kg	☼	08/23/22 10:52	08/28/22 20:58	50
n-Butylbenzene	<29		74	29	ug/Kg	☼	08/23/22 10:52	08/28/22 20:58	50
N-Propylbenzene	<30		74	30	ug/Kg	☼	08/23/22 10:52	08/28/22 20:58	50
p-Isopropyltoluene	<27		74	27	ug/Kg	☼	08/23/22 10:52	08/28/22 20:58	50

Eurofins Chicago

Client Sample Results

Client: Stantec Consulting Corp.
 Project/Site: Cedarburg Light & Utility - 193709024

Job ID: 500-221255-1

Client Sample ID: SB-6 (2-4)

Lab Sample ID: 500-221255-9

Date Collected: 08/23/22 10:52

Matrix: Solid

Date Received: 08/24/22 09:35

Percent Solids: 80.5

Method: 8260B - Volatile Organic Compounds (GC/MS) (Continued)

Analyte	Result	Qualifier	RL	MDL	Unit	D	Prepared	Analyzed	Dil Fac
sec-Butylbenzene	<29		74	29	ug/Kg	☼	08/23/22 10:52	08/28/22 20:58	50
Styrene	<28		74	28	ug/Kg	☼	08/23/22 10:52	08/28/22 20:58	50
tert-Butylbenzene	<29		74	29	ug/Kg	☼	08/23/22 10:52	08/28/22 20:58	50
Tetrachloroethene	<27		74	27	ug/Kg	☼	08/23/22 10:52	08/28/22 20:58	50
Toluene	<11		18	11	ug/Kg	☼	08/23/22 10:52	08/28/22 20:58	50
trans-1,2-Dichloroethene	<26		74	26	ug/Kg	☼	08/23/22 10:52	08/28/22 20:58	50
trans-1,3-Dichloropropene	<27		74	27	ug/Kg	☼	08/23/22 10:52	08/28/22 20:58	50
Trichloroethene	<12		37	12	ug/Kg	☼	08/23/22 10:52	08/28/22 20:58	50
Trichlorofluoromethane	<32		74	32	ug/Kg	☼	08/23/22 10:52	08/28/22 20:58	50
Vinyl chloride	<19		74	19	ug/Kg	☼	08/23/22 10:52	08/28/22 20:58	50
Xylenes, Total	<16		37	16	ug/Kg	☼	08/23/22 10:52	08/28/22 20:58	50
Surrogate	%Recovery	Qualifier	Limits				Prepared	Analyzed	Dil Fac
1,2-Dichloroethane-d4 (Surr)	103		75 - 126				08/23/22 10:52	08/28/22 20:58	50
4-Bromofluorobenzene (Surr)	109		72 - 124				08/23/22 10:52	08/28/22 20:58	50
Dibromofluoromethane (Surr)	101		75 - 120				08/23/22 10:52	08/28/22 20:58	50
Toluene-d8 (Surr)	100		75 - 120				08/23/22 10:52	08/28/22 20:58	50

Method: 8270D - Semivolatile Organic Compounds (GC/MS)

Analyte	Result	Qualifier	RL	MDL	Unit	D	Prepared	Analyzed	Dil Fac
1-Methylnaphthalene	<15		120	15	ug/Kg	☼	09/02/22 13:53	09/07/22 19:13	1
2-Methylnaphthalene	14	J	120	11	ug/Kg	☼	09/02/22 13:53	09/07/22 19:13	1
Acenaphthene	<11		60	11	ug/Kg	☼	09/02/22 13:53	09/07/22 19:13	1
Acenaphthylene	<8.0		60	8.0	ug/Kg	☼	09/02/22 13:53	09/07/22 19:13	1
Anthracene	<10		60	10	ug/Kg	☼	09/02/22 13:53	09/07/22 19:13	1
Benzo[a]anthracene	21	J	60	8.1	ug/Kg	☼	09/02/22 13:53	09/07/22 19:13	1
Benzo[a]pyrene	28	J	60	12	ug/Kg	☼	09/02/22 13:53	09/07/22 19:13	1
Benzo[b]fluoranthene	44	J	60	13	ug/Kg	☼	09/02/22 13:53	09/07/22 19:13	1
Benzo[g,h,i]perylene	<19		60	19	ug/Kg	☼	09/02/22 13:53	09/07/22 19:13	1
Benzo[k]fluoranthene	<18		60	18	ug/Kg	☼	09/02/22 13:53	09/07/22 19:13	1
Chrysene	29	J	60	17	ug/Kg	☼	09/02/22 13:53	09/07/22 19:13	1
Dibenz(a,h)anthracene	<12		60	12	ug/Kg	☼	09/02/22 13:53	09/07/22 19:13	1
Fluoranthene	39	J	60	11	ug/Kg	☼	09/02/22 13:53	09/07/22 19:13	1
Fluorene	<8.5		60	8.5	ug/Kg	☼	09/02/22 13:53	09/07/22 19:13	1
Indeno[1,2,3-cd]pyrene	<16		60	16	ug/Kg	☼	09/02/22 13:53	09/07/22 19:13	1
Naphthalene	<9.3		60	9.3	ug/Kg	☼	09/02/22 13:53	09/07/22 19:13	1
Phenanthrene	21	J	60	8.4	ug/Kg	☼	09/02/22 13:53	09/07/22 19:13	1
Pyrene	40	J	60	12	ug/Kg	☼	09/02/22 13:53	09/07/22 19:13	1
Surrogate	%Recovery	Qualifier	Limits				Prepared	Analyzed	Dil Fac
2-Fluorobiphenyl (Surr)	91		43 - 145				09/02/22 13:53	09/07/22 19:13	1
Nitrobenzene-d5 (Surr)	89		37 - 147				09/02/22 13:53	09/07/22 19:13	1
Terphenyl-d14 (Surr)	118		42 - 157				09/02/22 13:53	09/07/22 19:13	1

Client Sample Results

Client: Stantec Consulting Corp.
 Project/Site: Cedarburg Light & Utility - 193709024

Job ID: 500-221255-1

Client Sample ID: SB-7 (2-4)

Lab Sample ID: 500-221255-10

Date Collected: 08/23/22 11:00

Matrix: Solid

Date Received: 08/24/22 09:35

Percent Solids: 91.3

Method: 8260B - Volatile Organic Compounds (GC/MS)

Analyte	Result	Qualifier	RL	MDL	Unit	D	Prepared	Analyzed	Dil Fac
1,1,1,2-Tetrachloroethane	<27		59	27	ug/Kg	✳	08/23/22 11:00	08/28/22 21:22	50
1,1,1-Trichloroethane	<22		59	22	ug/Kg	✳	08/23/22 11:00	08/28/22 21:22	50
1,1,2,2-Tetrachloroethane	<23		59	23	ug/Kg	✳	08/23/22 11:00	08/28/22 21:22	50
1,1,2-Trichloroethane	<21		59	21	ug/Kg	✳	08/23/22 11:00	08/28/22 21:22	50
1,1-Dichloroethane	<24		59	24	ug/Kg	✳	08/23/22 11:00	08/28/22 21:22	50
1,1-Dichloroethene	<23		59	23	ug/Kg	✳	08/23/22 11:00	08/28/22 21:22	50
1,1-Dichloropropene	<17		59	17	ug/Kg	✳	08/23/22 11:00	08/28/22 21:22	50
1,2,3-Trichlorobenzene	<27		59	27	ug/Kg	✳	08/23/22 11:00	08/28/22 21:22	50
1,2,3-Trichloropropane	<24		120	24	ug/Kg	✳	08/23/22 11:00	08/28/22 21:22	50
1,2,4-Trichlorobenzene	<20		59	20	ug/Kg	✳	08/23/22 11:00	08/28/22 21:22	50
1,2,4-Trimethylbenzene	<21		59	21	ug/Kg	✳	08/23/22 11:00	08/28/22 21:22	50
1,2-Dibromo-3-Chloropropane	<120		290	120	ug/Kg	✳	08/23/22 11:00	08/28/22 21:22	50
1,2-Dibromoethane	<23		59	23	ug/Kg	✳	08/23/22 11:00	08/28/22 21:22	50
1,2-Dichlorobenzene	<20		59	20	ug/Kg	✳	08/23/22 11:00	08/28/22 21:22	50
1,2-Dichloroethane	<23		59	23	ug/Kg	✳	08/23/22 11:00	08/28/22 21:22	50
1,2-Dichloropropane	<25		59	25	ug/Kg	✳	08/23/22 11:00	08/28/22 21:22	50
1,3,5-Trimethylbenzene	<22		59	22	ug/Kg	✳	08/23/22 11:00	08/28/22 21:22	50
1,3-Dichlorobenzene	<23		59	23	ug/Kg	✳	08/23/22 11:00	08/28/22 21:22	50
1,3-Dichloropropane	<21		59	21	ug/Kg	✳	08/23/22 11:00	08/28/22 21:22	50
1,4-Dichlorobenzene	<21		59	21	ug/Kg	✳	08/23/22 11:00	08/28/22 21:22	50
2,2-Dichloropropane	<26		59	26	ug/Kg	✳	08/23/22 11:00	08/28/22 21:22	50
2-Chlorotoluene	<18		59	18	ug/Kg	✳	08/23/22 11:00	08/28/22 21:22	50
4-Chlorotoluene	<21		59	21	ug/Kg	✳	08/23/22 11:00	08/28/22 21:22	50
Benzene	<8.6		15	8.6	ug/Kg	✳	08/23/22 11:00	08/28/22 21:22	50
Bromobenzene	<21	*	59	21	ug/Kg	✳	08/23/22 11:00	08/28/22 21:22	50
Bromochloromethane	<25		59	25	ug/Kg	✳	08/23/22 11:00	08/28/22 21:22	50
Dichlorobromomethane	<22		59	22	ug/Kg	✳	08/23/22 11:00	08/28/22 21:22	50
Bromoform	<28		59	28	ug/Kg	✳	08/23/22 11:00	08/28/22 21:22	50
Bromomethane	<47		180	47	ug/Kg	✳	08/23/22 11:00	08/28/22 21:22	50
Carbon tetrachloride	<23		59	23	ug/Kg	✳	08/23/22 11:00	08/28/22 21:22	50
Chlorobenzene	<23		59	23	ug/Kg	✳	08/23/22 11:00	08/28/22 21:22	50
Chloroethane	<30		59	30	ug/Kg	✳	08/23/22 11:00	08/28/22 21:22	50
Chloroform	<22		120	22	ug/Kg	✳	08/23/22 11:00	08/28/22 21:22	50
Chloromethane	<19		59	19	ug/Kg	✳	08/23/22 11:00	08/28/22 21:22	50
cis-1,2-Dichloroethene	<24		59	24	ug/Kg	✳	08/23/22 11:00	08/28/22 21:22	50
cis-1,3-Dichloropropene	<24		59	24	ug/Kg	✳	08/23/22 11:00	08/28/22 21:22	50
Dibromochloromethane	<29		59	29	ug/Kg	✳	08/23/22 11:00	08/28/22 21:22	50
Dibromomethane	<16		59	16	ug/Kg	✳	08/23/22 11:00	08/28/22 21:22	50
Dichlorodifluoromethane	<40		180	40	ug/Kg	✳	08/23/22 11:00	08/28/22 21:22	50
Ethylbenzene	<11		15	11	ug/Kg	✳	08/23/22 11:00	08/28/22 21:22	50
Hexachlorobutadiene	<26		59	26	ug/Kg	✳	08/23/22 11:00	08/28/22 21:22	50
Isopropyl ether	<16		59	16	ug/Kg	✳	08/23/22 11:00	08/28/22 21:22	50
Isopropylbenzene	<23		59	23	ug/Kg	✳	08/23/22 11:00	08/28/22 21:22	50
Methyl tert-butyl ether	<23		59	23	ug/Kg	✳	08/23/22 11:00	08/28/22 21:22	50
Methylene Chloride	<96		290	96	ug/Kg	✳	08/23/22 11:00	08/28/22 21:22	50
Naphthalene	<20		59	20	ug/Kg	✳	08/23/22 11:00	08/28/22 21:22	50
n-Butylbenzene	<23		59	23	ug/Kg	✳	08/23/22 11:00	08/28/22 21:22	50
N-Propylbenzene	<24		59	24	ug/Kg	✳	08/23/22 11:00	08/28/22 21:22	50
p-Isopropyltoluene	<21		59	21	ug/Kg	✳	08/23/22 11:00	08/28/22 21:22	50

Eurofins Chicago

Client Sample Results

Client: Stantec Consulting Corp.
Project/Site: Cedarburg Light & Utility - 193709024

Job ID: 500-221255-1

Client Sample ID: SB-7 (2-4)

Lab Sample ID: 500-221255-10

Date Collected: 08/23/22 11:00

Matrix: Solid

Date Received: 08/24/22 09:35

Percent Solids: 91.3

Method: 8260B - Volatile Organic Compounds (GC/MS) (Continued)

Analyte	Result	Qualifier	RL	MDL	Unit	D	Prepared	Analyzed	Dil Fac
sec-Butylbenzene	<23		59	23	ug/Kg	✳	08/23/22 11:00	08/28/22 21:22	50
Styrene	<23		59	23	ug/Kg	✳	08/23/22 11:00	08/28/22 21:22	50
tert-Butylbenzene	<23		59	23	ug/Kg	✳	08/23/22 11:00	08/28/22 21:22	50
Tetrachloroethene	<22		59	22	ug/Kg	✳	08/23/22 11:00	08/28/22 21:22	50
Toluene	<8.6		15	8.6	ug/Kg	✳	08/23/22 11:00	08/28/22 21:22	50
trans-1,2-Dichloroethene	<21		59	21	ug/Kg	✳	08/23/22 11:00	08/28/22 21:22	50
trans-1,3-Dichloropropene	<21		59	21	ug/Kg	✳	08/23/22 11:00	08/28/22 21:22	50
Trichloroethene	<9.6		29	9.6	ug/Kg	✳	08/23/22 11:00	08/28/22 21:22	50
Trichlorofluoromethane	<25		59	25	ug/Kg	✳	08/23/22 11:00	08/28/22 21:22	50
Vinyl chloride	<15		59	15	ug/Kg	✳	08/23/22 11:00	08/28/22 21:22	50
Xylenes, Total	<13		29	13	ug/Kg	✳	08/23/22 11:00	08/28/22 21:22	50

Surrogate	%Recovery	Qualifier	Limits	Prepared	Analyzed	Dil Fac
1,2-Dichloroethane-d4 (Surr)	103		75 - 126	08/23/22 11:00	08/28/22 21:22	50
4-Bromofluorobenzene (Surr)	108		72 - 124	08/23/22 11:00	08/28/22 21:22	50
Dibromofluoromethane (Surr)	100		75 - 120	08/23/22 11:00	08/28/22 21:22	50
Toluene-d8 (Surr)	98		75 - 120	08/23/22 11:00	08/28/22 21:22	50

Method: 8270D - Semivolatile Organic Compounds (GC/MS)

Analyte	Result	Qualifier	RL	MDL	Unit	D	Prepared	Analyzed	Dil Fac
1-Methylnaphthalene	23	J	70	8.5	ug/Kg	✳	09/02/22 13:53	09/07/22 19:37	1
2-Methylnaphthalene	38	J	70	6.4	ug/Kg	✳	09/02/22 13:53	09/07/22 19:37	1
Acenaphthene	<6.3		35	6.3	ug/Kg	✳	09/02/22 13:53	09/07/22 19:37	1
Acenaphthylene	20	J	35	4.6	ug/Kg	✳	09/02/22 13:53	09/07/22 19:37	1
Anthracene	22	J	35	5.8	ug/Kg	✳	09/02/22 13:53	09/07/22 19:37	1
Benzo[a]anthracene	100		35	4.7	ug/Kg	✳	09/02/22 13:53	09/07/22 19:37	1
Benzo[a]pyrene	130		35	6.8	ug/Kg	✳	09/02/22 13:53	09/07/22 19:37	1
Benzo[b]fluoranthene	190		35	7.5	ug/Kg	✳	09/02/22 13:53	09/07/22 19:37	1
Benzo[g,h,i]perylene	64		35	11	ug/Kg	✳	09/02/22 13:53	09/07/22 19:37	1
Benzo[k]fluoranthene	69		35	10	ug/Kg	✳	09/02/22 13:53	09/07/22 19:37	1
Chrysene	120		35	9.5	ug/Kg	✳	09/02/22 13:53	09/07/22 19:37	1
Dibenz(a,h)anthracene	17	J	35	6.7	ug/Kg	✳	09/02/22 13:53	09/07/22 19:37	1
Fluoranthene	170		35	6.5	ug/Kg	✳	09/02/22 13:53	09/07/22 19:37	1
Fluorene	5.0	J	35	4.9	ug/Kg	✳	09/02/22 13:53	09/07/22 19:37	1
Indeno[1,2,3-cd]pyrene	54		35	9.0	ug/Kg	✳	09/02/22 13:53	09/07/22 19:37	1
Naphthalene	19	J	35	5.4	ug/Kg	✳	09/02/22 13:53	09/07/22 19:37	1
Phenanthrene	60		35	4.9	ug/Kg	✳	09/02/22 13:53	09/07/22 19:37	1
Pyrene	200		35	6.9	ug/Kg	✳	09/02/22 13:53	09/07/22 19:37	1

Surrogate	%Recovery	Qualifier	Limits	Prepared	Analyzed	Dil Fac
2-Fluorobiphenyl (Surr)	96		43 - 145	09/02/22 13:53	09/07/22 19:37	1
Nitrobenzene-d5 (Surr)	92		37 - 147	09/02/22 13:53	09/07/22 19:37	1
Terphenyl-d14 (Surr)	130		42 - 157	09/02/22 13:53	09/07/22 19:37	1

Definitions/Glossary

Client: Stantec Consulting Corp.
Project/Site: Cedarburg Light & Utility - 193709024

Job ID: 500-221255-1

Qualifiers

GC/MS VOA

Qualifier	Qualifier Description
*+	LCS and/or LCSD is outside acceptance limits, high biased.
F1	MS and/or MSD recovery exceeds control limits.
J	Result is less than the RL but greater than or equal to the MDL and the concentration is an approximate value.

GC/MS Semi VOA

Qualifier	Qualifier Description
J	Result is less than the RL but greater than or equal to the MDL and the concentration is an approximate value.

Glossary

Abbreviation	These commonly used abbreviations may or may not be present in this report.
□	Listed under the "D" column to designate that the result is reported on a dry weight basis
%R	Percent Recovery
CFL	Contains Free Liquid
CFU	Colony Forming Unit
CNF	Contains No Free Liquid
DER	Duplicate Error Ratio (normalized absolute difference)
Dil Fac	Dilution Factor
DL	Detection Limit (DoD/DOE)
DL, RA, RE, IN	Indicates a Dilution, Re-analysis, Re-extraction, or additional Initial metals/anion analysis of the sample
DLC	Decision Level Concentration (Radiochemistry)
EDL	Estimated Detection Limit (Dioxin)
LOD	Limit of Detection (DoD/DOE)
LOQ	Limit of Quantitation (DoD/DOE)
MCL	EPA recommended "Maximum Contaminant Level"
MDA	Minimum Detectable Activity (Radiochemistry)
MDC	Minimum Detectable Concentration (Radiochemistry)
MDL	Method Detection Limit
ML	Minimum Level (Dioxin)
MPN	Most Probable Number
MQL	Method Quantitation Limit
NC	Not Calculated
ND	Not Detected at the reporting limit (or MDL or EDL if shown)
NEG	Negative / Absent
POS	Positive / Present
PQL	Practical Quantitation Limit
PRES	Presumptive
QC	Quality Control
RER	Relative Error Ratio (Radiochemistry)
RL	Reporting Limit or Requested Limit (Radiochemistry)
RPD	Relative Percent Difference, a measure of the relative difference between two points
TEF	Toxicity Equivalent Factor (Dioxin)
TEQ	Toxicity Equivalent Quotient (Dioxin)
TNTC	Too Numerous To Count

QC Association Summary

Client: Stantec Consulting Corp.
Project/Site: Cedarburg Light & Utility - 193709024

Job ID: 500-221255-1

GC/MS VOA

Prep Batch: 671583

Lab Sample ID	Client Sample ID	Prep Type	Matrix	Method	Prep Batch
500-221255-1	MW-1 (8-10)	Total/NA	Solid	5035	
500-221255-2	SB-1 (2-4)	Total/NA	Solid	5035	
500-221255-3	SB-2 (8-10)	Total/NA	Solid	5035	
500-221255-4	HA-2 (2.5-4.5)	Total/NA	Solid	5035	
500-221255-5	HA-1 (2.5-3.0)	Total/NA	Solid	5035	
500-221255-6	SB-3 (0-2)	Total/NA	Solid	5035	
500-221255-7	SB-5 (0-2)	Total/NA	Solid	5035	
500-221255-8	SB-4 (2-4)	Total/NA	Solid	5035	
500-221255-9	SB-6 (2-4)	Total/NA	Solid	5035	
500-221255-10	SB-7 (2-4)	Total/NA	Solid	5035	
LB3 500-671583/11-A	Method Blank	Total/NA	Solid	5035	
LCS 500-671583/12-A	Lab Control Sample	Total/NA	Solid	5035	
500-221255-1 MS	MW-1 (8-10)	Total/NA	Solid	5035	
500-221255-1 MSD	MW-1 (8-10)	Total/NA	Solid	5035	

Analysis Batch: 672019

Lab Sample ID	Client Sample ID	Prep Type	Matrix	Method	Prep Batch
500-221255-1	MW-1 (8-10)	Total/NA	Solid	8260B	671583
500-221255-2	SB-1 (2-4)	Total/NA	Solid	8260B	671583
500-221255-3	SB-2 (8-10)	Total/NA	Solid	8260B	671583
500-221255-4	HA-2 (2.5-4.5)	Total/NA	Solid	8260B	671583
500-221255-5	HA-1 (2.5-3.0)	Total/NA	Solid	8260B	671583
500-221255-6	SB-3 (0-2)	Total/NA	Solid	8260B	671583
500-221255-7	SB-5 (0-2)	Total/NA	Solid	8260B	671583
500-221255-8	SB-4 (2-4)	Total/NA	Solid	8260B	671583
500-221255-9	SB-6 (2-4)	Total/NA	Solid	8260B	671583
500-221255-10	SB-7 (2-4)	Total/NA	Solid	8260B	671583
LB3 500-671583/11-A	Method Blank	Total/NA	Solid	8260B	671583
MB 500-672019/7	Method Blank	Total/NA	Solid	8260B	
LCS 500-671583/12-A	Lab Control Sample	Total/NA	Solid	8260B	671583
LCS 500-672019/9	Lab Control Sample	Total/NA	Solid	8260B	
500-221255-1 MS	MW-1 (8-10)	Total/NA	Solid	8260B	671583
500-221255-1 MSD	MW-1 (8-10)	Total/NA	Solid	8260B	671583

GC/MS Semi VOA

Prep Batch: 673009

Lab Sample ID	Client Sample ID	Prep Type	Matrix	Method	Prep Batch
500-221255-1	MW-1 (8-10)	Total/NA	Solid	3541	
500-221255-9	SB-6 (2-4)	Total/NA	Solid	3541	
500-221255-10	SB-7 (2-4)	Total/NA	Solid	3541	
MB 500-673009/1-A	Method Blank	Total/NA	Solid	3541	
LCS 500-673009/2-A	Lab Control Sample	Total/NA	Solid	3541	

Analysis Batch: 673369

Lab Sample ID	Client Sample ID	Prep Type	Matrix	Method	Prep Batch
500-221255-1	MW-1 (8-10)	Total/NA	Solid	8270D	673009
500-221255-9	SB-6 (2-4)	Total/NA	Solid	8270D	673009
500-221255-10	SB-7 (2-4)	Total/NA	Solid	8270D	673009
MB 500-673009/1-A	Method Blank	Total/NA	Solid	8270D	673009
LCS 500-673009/2-A	Lab Control Sample	Total/NA	Solid	8270D	673009

Eurofins Chicago

QC Association Summary

Client: Stantec Consulting Corp.
Project/Site: Cedarburg Light & Utility - 193709024

Job ID: 500-221255-1

General Chemistry

Analysis Batch: 672888

Lab Sample ID	Client Sample ID	Prep Type	Matrix	Method	Prep Batch
500-221255-1	MW-1 (8-10)	Total/NA	Solid	Moisture	
500-221255-2	SB-1 (2-4)	Total/NA	Solid	Moisture	
500-221255-3	SB-2 (8-10)	Total/NA	Solid	Moisture	
500-221255-4	HA-2 (2.5-4.5)	Total/NA	Solid	Moisture	
500-221255-5	HA-1 (2.5-3.0)	Total/NA	Solid	Moisture	
500-221255-6	SB-3 (0-2)	Total/NA	Solid	Moisture	
500-221255-7	SB-5 (0-2)	Total/NA	Solid	Moisture	
500-221255-8	SB-4 (2-4)	Total/NA	Solid	Moisture	
500-221255-9	SB-6 (2-4)	Total/NA	Solid	Moisture	
500-221255-10	SB-7 (2-4)	Total/NA	Solid	Moisture	



Surrogate Summary

Client: Stantec Consulting Corp.
 Project/Site: Cedarburg Light & Utility - 193709024

Job ID: 500-221255-1

Method: 8260B - Volatile Organic Compounds (GC/MS)

Matrix: Solid

Prep Type: Total/NA

Percent Surrogate Recovery (Acceptance Limits)

Lab Sample ID	Client Sample ID	Percent Surrogate Recovery (Acceptance Limits)			
		DCA (75-126)	BFB (72-124)	DBFM (75-120)	TOL (75-120)
500-221255-1	MW-1 (8-10)	102	107	100	99
500-221255-1 MS	MW-1 (8-10)	97	108	97	102
500-221255-1 MSD	MW-1 (8-10)	97	107	97	101
500-221255-2	SB-1 (2-4)	102	105	100	98
500-221255-3	SB-2 (8-10)	104	107	100	100
500-221255-4	HA-2 (2.5-4.5)	103	105	101	99
500-221255-5	HA-1 (2.5-3.0)	105	105	101	97
500-221255-6	SB-3 (0-2)	103	106	101	99
500-221255-7	SB-5 (0-2)	101	108	99	99
500-221255-8	SB-4 (2-4)	101	106	101	98
500-221255-9	SB-6 (2-4)	103	109	101	100
500-221255-10	SB-7 (2-4)	103	108	100	98
LB3 500-671583/11-A	Method Blank	102	105	101	99
LCS 500-671583/12-A	Lab Control Sample	96	108	96	102
LCS 500-672019/9	Lab Control Sample	95	103	95	102
MB 500-672019/7	Method Blank	102	111	102	98

Surrogate Legend

DCA = 1,2-Dichloroethane-d4 (Surr)

BFB = 4-Bromofluorobenzene (Surr)

DBFM = Dibromofluoromethane (Surr)

TOL = Toluene-d8 (Surr)

Method: 8270D - Semivolatile Organic Compounds (GC/MS)

Matrix: Solid

Prep Type: Total/NA

Percent Surrogate Recovery (Acceptance Limits)

Lab Sample ID	Client Sample ID	Percent Surrogate Recovery (Acceptance Limits)		
		FBP (43-145)	NBZ (37-147)	TPHL (42-157)
500-221255-1	MW-1 (8-10)	75	82	108
500-221255-9	SB-6 (2-4)	91	89	118
500-221255-10	SB-7 (2-4)	96	92	130
LCS 500-673009/2-A	Lab Control Sample	94	84	102
MB 500-673009/1-A	Method Blank	93	80	112

Surrogate Legend

FBP = 2-Fluorobiphenyl (Surr)

NBZ = Nitrobenzene-d5 (Surr)

TPHL = Terphenyl-d14 (Surr)

QC Sample Results

Client: Stantec Consulting Corp.
 Project/Site: Cedarburg Light & Utility - 193709024

Job ID: 500-221255-1

Method: 8260B - Volatile Organic Compounds (GC/MS)

Lab Sample ID: LB3 500-671583/11-A
Matrix: Solid
Analysis Batch: 672019

Client Sample ID: Method Blank
Prep Type: Total/NA
Prep Batch: 671583

Analyte	LB3	LB3	RL	MDL	Unit	D	Prepared	Analyzed	Dil Fac
	Result	Qualifier							
1,1,1,2-Tetrachloroethane	<23		50	23	ug/Kg		08/24/22 17:00	08/28/22 17:26	50
1,1,1-Trichloroethane	<19		50	19	ug/Kg		08/24/22 17:00	08/28/22 17:26	50
1,1,2,2-Tetrachloroethane	<20		50	20	ug/Kg		08/24/22 17:00	08/28/22 17:26	50
1,1,2-Trichloroethane	<18		50	18	ug/Kg		08/24/22 17:00	08/28/22 17:26	50
1,1-Dichloroethane	<21		50	21	ug/Kg		08/24/22 17:00	08/28/22 17:26	50
1,1-Dichloroethene	<20		50	20	ug/Kg		08/24/22 17:00	08/28/22 17:26	50
1,1-Dichloropropene	<15		50	15	ug/Kg		08/24/22 17:00	08/28/22 17:26	50
1,2,3-Trichlorobenzene	<23		50	23	ug/Kg		08/24/22 17:00	08/28/22 17:26	50
1,2,3-Trichloropropane	<21		100	21	ug/Kg		08/24/22 17:00	08/28/22 17:26	50
1,2,4-Trichlorobenzene	<17		50	17	ug/Kg		08/24/22 17:00	08/28/22 17:26	50
1,2,4-Trimethylbenzene	<18		50	18	ug/Kg		08/24/22 17:00	08/28/22 17:26	50
1,2-Dibromo-3-Chloropropane	<100		250	100	ug/Kg		08/24/22 17:00	08/28/22 17:26	50
1,2-Dibromoethane	<19		50	19	ug/Kg		08/24/22 17:00	08/28/22 17:26	50
1,2-Dichlorobenzene	<17		50	17	ug/Kg		08/24/22 17:00	08/28/22 17:26	50
1,2-Dichloroethane	<20		50	20	ug/Kg		08/24/22 17:00	08/28/22 17:26	50
1,2-Dichloropropane	<21		50	21	ug/Kg		08/24/22 17:00	08/28/22 17:26	50
1,3,5-Trimethylbenzene	<19		50	19	ug/Kg		08/24/22 17:00	08/28/22 17:26	50
1,3-Dichlorobenzene	<20		50	20	ug/Kg		08/24/22 17:00	08/28/22 17:26	50
1,3-Dichloropropane	<18		50	18	ug/Kg		08/24/22 17:00	08/28/22 17:26	50
1,4-Dichlorobenzene	<18		50	18	ug/Kg		08/24/22 17:00	08/28/22 17:26	50
2,2-Dichloropropane	<22		50	22	ug/Kg		08/24/22 17:00	08/28/22 17:26	50
2-Chlorotoluene	<16		50	16	ug/Kg		08/24/22 17:00	08/28/22 17:26	50
4-Chlorotoluene	<18		50	18	ug/Kg		08/24/22 17:00	08/28/22 17:26	50
Benzene	<7.3		13	7.3	ug/Kg		08/24/22 17:00	08/28/22 17:26	50
Bromobenzene	<18		50	18	ug/Kg		08/24/22 17:00	08/28/22 17:26	50
Bromochloromethane	<21		50	21	ug/Kg		08/24/22 17:00	08/28/22 17:26	50
Dichlorobromomethane	<19		50	19	ug/Kg		08/24/22 17:00	08/28/22 17:26	50
Bromoform	<24		50	24	ug/Kg		08/24/22 17:00	08/28/22 17:26	50
Bromomethane	<40		150	40	ug/Kg		08/24/22 17:00	08/28/22 17:26	50
Carbon tetrachloride	<19		50	19	ug/Kg		08/24/22 17:00	08/28/22 17:26	50
Chlorobenzene	<19		50	19	ug/Kg		08/24/22 17:00	08/28/22 17:26	50
Chloroethane	<25		50	25	ug/Kg		08/24/22 17:00	08/28/22 17:26	50
Chloroform	<19		100	19	ug/Kg		08/24/22 17:00	08/28/22 17:26	50
Chloromethane	<16		50	16	ug/Kg		08/24/22 17:00	08/28/22 17:26	50
cis-1,2-Dichloroethene	<20		50	20	ug/Kg		08/24/22 17:00	08/28/22 17:26	50
cis-1,3-Dichloropropene	<21		50	21	ug/Kg		08/24/22 17:00	08/28/22 17:26	50
Dibromochloromethane	<24		50	24	ug/Kg		08/24/22 17:00	08/28/22 17:26	50
Dibromomethane	<14		50	14	ug/Kg		08/24/22 17:00	08/28/22 17:26	50
Dichlorodifluoromethane	<34		150	34	ug/Kg		08/24/22 17:00	08/28/22 17:26	50
Ethylbenzene	<9.2		13	9.2	ug/Kg		08/24/22 17:00	08/28/22 17:26	50
Hexachlorobutadiene	<22		50	22	ug/Kg		08/24/22 17:00	08/28/22 17:26	50
Isopropyl ether	<14		50	14	ug/Kg		08/24/22 17:00	08/28/22 17:26	50
Isopropylbenzene	<19		50	19	ug/Kg		08/24/22 17:00	08/28/22 17:26	50
Methyl tert-butyl ether	<20		50	20	ug/Kg		08/24/22 17:00	08/28/22 17:26	50
Methylene Chloride	<82		250	82	ug/Kg		08/24/22 17:00	08/28/22 17:26	50
Naphthalene	<17		50	17	ug/Kg		08/24/22 17:00	08/28/22 17:26	50
n-Butylbenzene	<19		50	19	ug/Kg		08/24/22 17:00	08/28/22 17:26	50
N-Propylbenzene	<21		50	21	ug/Kg		08/24/22 17:00	08/28/22 17:26	50

Eurofins Chicago

QC Sample Results

Client: Stantec Consulting Corp.
Project/Site: Cedarburg Light & Utility - 193709024

Job ID: 500-221255-1

Method: 8260B - Volatile Organic Compounds (GC/MS) (Continued)

Lab Sample ID: LB3 500-671583/11-A
Matrix: Solid
Analysis Batch: 672019

Client Sample ID: Method Blank
Prep Type: Total/NA
Prep Batch: 671583

Analyte	LB3 Result	LB3 Qualifier	RL	MDL	Unit	D	Prepared	Analyzed	Dil Fac
p-Isopropyltoluene	<18		50	18	ug/Kg		08/24/22 17:00	08/28/22 17:26	50
sec-Butylbenzene	<20		50	20	ug/Kg		08/24/22 17:00	08/28/22 17:26	50
Styrene	<19		50	19	ug/Kg		08/24/22 17:00	08/28/22 17:26	50
tert-Butylbenzene	<20		50	20	ug/Kg		08/24/22 17:00	08/28/22 17:26	50
Tetrachloroethene	<19		50	19	ug/Kg		08/24/22 17:00	08/28/22 17:26	50
Toluene	<7.4		13	7.4	ug/Kg		08/24/22 17:00	08/28/22 17:26	50
trans-1,2-Dichloroethene	<18		50	18	ug/Kg		08/24/22 17:00	08/28/22 17:26	50
trans-1,3-Dichloropropene	<18		50	18	ug/Kg		08/24/22 17:00	08/28/22 17:26	50
Trichloroethene	<8.2		25	8.2	ug/Kg		08/24/22 17:00	08/28/22 17:26	50
Trichlorofluoromethane	<21		50	21	ug/Kg		08/24/22 17:00	08/28/22 17:26	50
Vinyl chloride	<13		50	13	ug/Kg		08/24/22 17:00	08/28/22 17:26	50
Xylenes, Total	<11		25	11	ug/Kg		08/24/22 17:00	08/28/22 17:26	50

Surrogate	LB3 %Recovery	LB3 Qualifier	Limits	Prepared	Analyzed	Dil Fac
1,2-Dichloroethane-d4 (Surr)	102		75 - 126	08/24/22 17:00	08/28/22 17:26	50
4-Bromofluorobenzene (Surr)	105		72 - 124	08/24/22 17:00	08/28/22 17:26	50
Dibromofluoromethane (Surr)	101		75 - 120	08/24/22 17:00	08/28/22 17:26	50
Toluene-d8 (Surr)	99		75 - 120	08/24/22 17:00	08/28/22 17:26	50

Lab Sample ID: LCS 500-671583/12-A
Matrix: Solid
Analysis Batch: 672019

Client Sample ID: Lab Control Sample
Prep Type: Total/NA
Prep Batch: 671583

Analyte	Spike Added	LCS Result	LCS Qualifier	Unit	D	%Rec	Limits
1,1,1,2-Tetrachloroethane	2500	2710		ug/Kg		108	70 - 125
1,1,1-Trichloroethane	2500	2460		ug/Kg		98	70 - 125
1,1,1,2-Tetrachloroethane	2500	2420		ug/Kg		97	62 - 140
1,1,2-Trichloroethane	2500	2580		ug/Kg		103	71 - 130
1,1-Dichloroethane	2500	2310		ug/Kg		92	70 - 125
1,1-Dichloroethene	2500	2120		ug/Kg		85	67 - 122
1,1-Dichloropropene	2500	2540		ug/Kg		101	70 - 121
1,2,3-Trichlorobenzene	2500	2580		ug/Kg		103	51 - 145
1,2,3-Trichloropropane	2500	2910		ug/Kg		116	50 - 133
1,2,4-Trichlorobenzene	2500	2450		ug/Kg		98	57 - 137
1,2,4-Trimethylbenzene	2500	2620		ug/Kg		105	70 - 123
1,2-Dibromo-3-Chloropropane	2500	2250		ug/Kg		90	56 - 123
1,2-Dibromoethane	2500	2660		ug/Kg		107	70 - 125
1,2-Dichlorobenzene	2500	2570		ug/Kg		103	70 - 125
1,2-Dichloroethane	2500	2590		ug/Kg		104	68 - 127
1,2-Dichloropropane	2500	2740		ug/Kg		110	67 - 130
1,3,5-Trimethylbenzene	2500	2680		ug/Kg		107	70 - 123
1,3-Dichlorobenzene	2500	2650		ug/Kg		106	70 - 125
1,3-Dichloropropane	2500	2620		ug/Kg		105	62 - 136
1,4-Dichlorobenzene	2500	2550		ug/Kg		102	70 - 120
2,2-Dichloropropane	2500	2140		ug/Kg		86	58 - 139
2-Chlorotoluene	2500	2680		ug/Kg		107	70 - 125
4-Chlorotoluene	2500	2600		ug/Kg		104	68 - 124
Benzene	2500	2520		ug/Kg		101	70 - 120

Eurofins Chicago

QC Sample Results

Client: Stantec Consulting Corp.
 Project/Site: Cedarburg Light & Utility - 193709024

Job ID: 500-221255-1

Method: 8260B - Volatile Organic Compounds (GC/MS) (Continued)

Lab Sample ID: LCS 500-671583/12-A
Matrix: Solid
Analysis Batch: 672019

Client Sample ID: Lab Control Sample
Prep Type: Total/NA
Prep Batch: 671583

Analyte	Spike Added	LCS Result	LCS Qualifier	Unit	D	%Rec	%Rec Limits
Bromobenzene	2500	3100	*+	ug/Kg		124	70 - 122
Bromochloromethane	2500	2700		ug/Kg		108	65 - 122
Dichlorobromomethane	2500	2600		ug/Kg		104	69 - 120
Bromoform	2500	2890		ug/Kg		116	56 - 132
Bromomethane	2500	1080		ug/Kg		43	40 - 152
Carbon tetrachloride	2500	2600		ug/Kg		104	59 - 133
Chlorobenzene	2500	2590		ug/Kg		104	70 - 120
Chloroethane	2500	1260		ug/Kg		50	48 - 136
Chloroform	2500	2330		ug/Kg		93	70 - 120
Chloromethane	2500	1890		ug/Kg		76	56 - 152
cis-1,2-Dichloroethene	2500	2410		ug/Kg		97	70 - 125
cis-1,3-Dichloropropene	2500	2700		ug/Kg		108	64 - 127
Dibromochloromethane	2500	2730		ug/Kg		109	68 - 125
Dibromomethane	2500	2620		ug/Kg		105	70 - 120
Dichlorodifluoromethane	2500	1220		ug/Kg		49	40 - 159
Ethylbenzene	2500	2610		ug/Kg		105	70 - 123
Hexachlorobutadiene	2500	2710		ug/Kg		108	51 - 150
Isopropylbenzene	2500	2800		ug/Kg		112	70 - 126
Methyl tert-butyl ether	2500	2290		ug/Kg		92	55 - 123
Methylene Chloride	2500	2290		ug/Kg		92	69 - 125
Naphthalene	2500	2590		ug/Kg		104	53 - 144
n-Butylbenzene	2500	2210		ug/Kg		88	68 - 125
N-Propylbenzene	2500	2680		ug/Kg		107	69 - 127
p-Isopropyltoluene	2500	2570		ug/Kg		103	70 - 125
sec-Butylbenzene	2500	2550		ug/Kg		102	70 - 123
Styrene	2500	2640		ug/Kg		106	70 - 120
tert-Butylbenzene	2500	2780		ug/Kg		111	70 - 121
Tetrachloroethene	2500	3010		ug/Kg		121	70 - 128
Toluene	2500	2640		ug/Kg		106	70 - 125
trans-1,2-Dichloroethene	2500	2270		ug/Kg		91	70 - 125
trans-1,3-Dichloropropene	2500	2630		ug/Kg		105	62 - 128
Trichloroethene	2500	2890		ug/Kg		116	70 - 125
Trichlorofluoromethane	2500	2110		ug/Kg		85	55 - 128
Vinyl chloride	2500	2010		ug/Kg		81	64 - 126
Xylenes, Total	5000	5350		ug/Kg		107	70 - 125

Surrogate	LCS %Recovery	LCS Qualifier	Limits
1,2-Dichloroethane-d4 (Surr)	96		75 - 126
4-Bromofluorobenzene (Surr)	108		72 - 124
Dibromofluoromethane (Surr)	96		75 - 120
Toluene-d8 (Surr)	102		75 - 120

Lab Sample ID: 500-221255-1 MS
Matrix: Solid
Analysis Batch: 672019

Client Sample ID: MW-1 (8-10)
Prep Type: Total/NA
Prep Batch: 671583

Analyte	Sample Result	Sample Qualifier	Spike Added	MS Result	MS Qualifier	Unit	D	%Rec	%Rec Limits
1,1,1,2-Tetrachloroethane	<33		3570	3370		ug/Kg	☆	94	70 - 125

Eurofins Chicago

QC Sample Results

Client: Stantec Consulting Corp.
 Project/Site: Cedarburg Light & Utility - 193709024

Job ID: 500-221255-1

Method: 8260B - Volatile Organic Compounds (GC/MS) (Continued)

Lab Sample ID: 500-221255-1 MS
Matrix: Solid
Analysis Batch: 672019

Client Sample ID: MW-1 (8-10)
Prep Type: Total/NA
Prep Batch: 671583

Analyte	Sample	Sample	Spike	MS	MS	Unit	D	%Rec	%Rec Limits
	Result	Qualifier	Added	Result	Qualifier				
1,1,1-Trichloroethane	<27		3570	3130		ug/Kg	☼	87	70 - 125
1,1,1,2-Tetrachloroethane	<28		3570	3050		ug/Kg	☼	85	62 - 140
1,1,2-Trichloroethane	<25		3570	3220		ug/Kg	☼	90	71 - 130
1,1-Dichloroethane	<29		3570	2950		ug/Kg	☼	83	70 - 125
1,1-Dichloroethene	<28		3570	2850		ug/Kg	☼	80	67 - 122
1,1-Dichloropropene	<21		3570	3210		ug/Kg	☼	90	70 - 121
1,2,3-Trichlorobenzene	<33		3570	3320		ug/Kg	☼	93	51 - 145
1,2,3-Trichloropropane	<30		3570	3630		ug/Kg	☼	101	50 - 133
1,2,4-Trichlorobenzene	<24		3570	3140		ug/Kg	☼	88	57 - 137
1,2,4-Trimethylbenzene	<26		3570	3300		ug/Kg	☼	92	70 - 123
1,2-Dibromo-3-Chloropropane	<140		3570	2930		ug/Kg	☼	82	56 - 123
1,2-Dibromoethane	<28		3570	3280		ug/Kg	☼	92	70 - 125
1,2-Dichlorobenzene	<24		3570	3240		ug/Kg	☼	91	70 - 125
1,2-Dichloroethane	<28		3570	3180		ug/Kg	☼	89	68 - 127
1,2-Dichloropropane	<31		3570	3370		ug/Kg	☼	94	67 - 130
1,3,5-Trimethylbenzene	<27		3570	3380		ug/Kg	☼	95	70 - 123
1,3-Dichlorobenzene	<29		3570	3340		ug/Kg	☼	93	70 - 125
1,3-Dichloropropane	<26		3570	3180		ug/Kg	☼	89	62 - 136
1,4-Dichlorobenzene	<26		3570	3200		ug/Kg	☼	89	70 - 120
2,2-Dichloropropane	<32		3570	2840		ug/Kg	☼	79	58 - 139
2-Chlorotoluene	<22		3570	3300		ug/Kg	☼	92	70 - 125
4-Chlorotoluene	<25		3570	3260		ug/Kg	☼	91	68 - 124
Benzene	<10		3570	3160		ug/Kg	☼	89	70 - 120
Bromobenzene	<25	*+	3570	3830		ug/Kg	☼	107	70 - 122
Bromochloromethane	<31		3570	3340		ug/Kg	☼	93	65 - 122
Dichlorobromomethane	<27		3570	3190		ug/Kg	☼	89	69 - 120
Bromoform	<35		3570	3630		ug/Kg	☼	102	56 - 132
Bromomethane	<57		3570	1630		ug/Kg	☼	46	40 - 152
Carbon tetrachloride	<27		3570	3260		ug/Kg	☼	91	59 - 133
Chlorobenzene	<28		3570	3240		ug/Kg	☼	91	70 - 120
Chloroethane	<36	F1	3570	1350	F1	ug/Kg	☼	38	48 - 136
Chloroform	<26		3570	2910		ug/Kg	☼	81	70 - 120
Chloromethane	<23		3570	3370		ug/Kg	☼	94	56 - 152
cis-1,2-Dichloroethene	<29		3570	3050		ug/Kg	☼	85	70 - 125
cis-1,3-Dichloropropene	<30		3570	3320		ug/Kg	☼	93	64 - 127
Dibromochloromethane	<35		3570	3350		ug/Kg	☼	94	68 - 125
Dibromomethane	<19		3570	3150		ug/Kg	☼	88	70 - 120
Dichlorodifluoromethane	<48		3570	3250		ug/Kg	☼	91	40 - 159
Ethylbenzene	<13		3570	3240		ug/Kg	☼	91	70 - 123
Hexachlorobutadiene	<32		3570	3520		ug/Kg	☼	99	51 - 150
Isopropylbenzene	<27		3570	3470		ug/Kg	☼	97	70 - 126
Methyl tert-butyl ether	<28		3570	2820		ug/Kg	☼	79	55 - 123
Methylene Chloride	<120		3570	2890		ug/Kg	☼	81	69 - 125
Naphthalene	<24		3570	3340		ug/Kg	☼	94	53 - 144
n-Butylbenzene	<28		3570	2860		ug/Kg	☼	80	68 - 125
N-Propylbenzene	<30		3570	3360		ug/Kg	☼	94	69 - 127
p-Isopropyltoluene	<26		3570	3270		ug/Kg	☼	91	70 - 125
sec-Butylbenzene	<28		3570	3220		ug/Kg	☼	90	70 - 123
Styrene	<28		3570	3260		ug/Kg	☼	91	70 - 120

Eurofins Chicago

QC Sample Results

Client: Stantec Consulting Corp.
 Project/Site: Cedarburg Light & Utility - 193709024

Job ID: 500-221255-1

Method: 8260B - Volatile Organic Compounds (GC/MS) (Continued)

Lab Sample ID: 500-221255-1 MS
Matrix: Solid
Analysis Batch: 672019

Client Sample ID: MW-1 (8-10)
Prep Type: Total/NA
Prep Batch: 671583

Analyte	Sample	Sample	Spike	MS	MS	Unit	D	%Rec	%Rec	Limits
	Result	Qualifier	Added	Result	Qualifier					
tert-Butylbenzene	<28		3570	3490		ug/Kg	☼	98	70 - 121	
Tetrachloroethene	<26		3570	3820		ug/Kg	☼	107	70 - 128	
Toluene	<11		3570	3250		ug/Kg	☼	91	70 - 125	
trans-1,2-Dichloroethene	<25		3570	2890		ug/Kg	☼	81	70 - 125	
trans-1,3-Dichloropropene	<26		3570	3240		ug/Kg	☼	91	62 - 128	
Trichloroethene	<12		3570	3600		ug/Kg	☼	101	70 - 125	
Trichlorofluoromethane	<31		3570	2760		ug/Kg	☼	77	55 - 128	
Vinyl chloride	<19		3570	3170		ug/Kg	☼	89	64 - 126	
Xylenes, Total	<16		7150	6650		ug/Kg	☼	93	70 - 125	
MS MS										
Surrogate	%Recovery	Qualifier	Limits							
1,2-Dichloroethane-d4 (Surr)	97		75 - 126							
4-Bromofluorobenzene (Surr)	108		72 - 124							
Dibromofluoromethane (Surr)	97		75 - 120							
Toluene-d8 (Surr)	102		75 - 120							

Lab Sample ID: 500-221255-1 MSD
Matrix: Solid
Analysis Batch: 672019

Client Sample ID: MW-1 (8-10)
Prep Type: Total/NA
Prep Batch: 671583

Analyte	Sample	Sample	Spike	MSD	MSD	Unit	D	%Rec	%Rec	Limits	RPD	RPD
	Result	Qualifier	Added	Result	Qualifier							
1,1,1,2-Tetrachloroethane	<33		3570	3560		ug/Kg	☼	100	70 - 125	5	30	
1,1,1-Trichloroethane	<27		3570	3320		ug/Kg	☼	93	70 - 125	6	30	
1,1,1,2-Tetrachloroethane	<28		3570	3190		ug/Kg	☼	89	62 - 140	4	30	
1,1,2-Trichloroethane	<25		3570	3400		ug/Kg	☼	95	71 - 130	5	30	
1,1-Dichloroethane	<29		3570	3110		ug/Kg	☼	87	70 - 125	5	30	
1,1-Dichloroethene	<28		3570	2970		ug/Kg	☼	83	67 - 122	4	30	
1,1-Dichloropropene	<21		3570	3430		ug/Kg	☼	96	70 - 121	7	30	
1,2,3-Trichlorobenzene	<33		3570	3610		ug/Kg	☼	101	51 - 145	8	30	
1,2,3-Trichloropropane	<30		3570	3670		ug/Kg	☼	103	50 - 133	1	30	
1,2,4-Trichlorobenzene	<24		3570	3500		ug/Kg	☼	98	57 - 137	11	30	
1,2,4-Trimethylbenzene	<26		3570	3490		ug/Kg	☼	98	70 - 123	6	30	
1,2-Dibromo-3-Chloropropane	<140		3570	2930		ug/Kg	☼	82	56 - 123	0	30	
1,2-Dibromoethane	<28		3570	3500		ug/Kg	☼	98	70 - 125	6	30	
1,2-Dichlorobenzene	<24		3570	3480		ug/Kg	☼	97	70 - 125	7	30	
1,2-Dichloroethane	<28		3570	3460		ug/Kg	☼	97	68 - 127	8	30	
1,2-Dichloropropane	<31		3570	3690		ug/Kg	☼	103	67 - 130	9	30	
1,3,5-Trimethylbenzene	<27		3570	3520		ug/Kg	☼	98	70 - 123	4	30	
1,3-Dichlorobenzene	<29		3570	3620		ug/Kg	☼	101	70 - 125	8	30	
1,3-Dichloropropane	<26		3570	3440		ug/Kg	☼	96	62 - 136	8	30	
1,4-Dichlorobenzene	<26		3570	3450		ug/Kg	☼	96	70 - 120	8	30	
2,2-Dichloropropane	<32		3570	2870		ug/Kg	☼	80	58 - 139	1	30	
2-Chlorotoluene	<22		3570	3490		ug/Kg	☼	98	70 - 125	6	30	
4-Chlorotoluene	<25		3570	3430		ug/Kg	☼	96	68 - 124	5	30	
Benzene	<10		3570	3410		ug/Kg	☼	95	70 - 120	8	30	
Bromobenzene	<25	+	3570	4040		ug/Kg	☼	113	70 - 122	5	30	
Bromochloromethane	<31		3570	3600		ug/Kg	☼	101	65 - 122	8	30	
Dichlorobromomethane	<27		3570	3470		ug/Kg	☼	97	69 - 120	8	30	

Eurofins Chicago

QC Sample Results

Client: Stantec Consulting Corp.
 Project/Site: Cedarburg Light & Utility - 193709024

Job ID: 500-221255-1

Method: 8260B - Volatile Organic Compounds (GC/MS) (Continued)

Lab Sample ID: 500-221255-1 MSD

Matrix: Solid

Analysis Batch: 672019

Client Sample ID: MW-1 (8-10)

Prep Type: Total/NA

Prep Batch: 671583

Analyte	Sample	Sample	Spike	MSD	MSD	Unit	D	%Rec	%Rec	RPD	Limit
	Result	Qualifier	Added	Result	Qualifier				Limits		
Bromoform	<35		3570	3770		ug/Kg	*	106	56 - 132	4	30
Bromomethane	<57		3570	1670		ug/Kg	*	47	40 - 152	2	30
Carbon tetrachloride	<27		3570	3500		ug/Kg	*	98	59 - 133	7	30
Chlorobenzene	<28		3570	3480		ug/Kg	*	97	70 - 120	7	30
Chloroethane	<36	F1	3570	1640	F1	ug/Kg	*	46	48 - 136	19	30
Chloroform	<26		3570	3130		ug/Kg	*	87	70 - 120	7	30
Chloromethane	<23		3570	3470		ug/Kg	*	97	56 - 152	3	30
cis-1,2-Dichloroethene	<29		3570	3240		ug/Kg	*	91	70 - 125	6	30
cis-1,3-Dichloropropene	<30		3570	3580		ug/Kg	*	100	64 - 127	7	30
Dibromochloromethane	<35		3570	3590		ug/Kg	*	101	68 - 125	7	30
Dibromomethane	<19		3570	3410		ug/Kg	*	95	70 - 120	8	30
Dichlorodifluoromethane	<48		3570	3260		ug/Kg	*	91	40 - 159	0	30
Ethylbenzene	<13		3570	3520		ug/Kg	*	98	70 - 123	8	30
Hexachlorobutadiene	<32		3570	3610		ug/Kg	*	101	51 - 150	3	30
Isopropylbenzene	<27		3570	3630		ug/Kg	*	102	70 - 126	5	30
Methyl tert-butyl ether	<28		3570	3030		ug/Kg	*	85	55 - 123	7	30
Methylene Chloride	<120		3570	3040		ug/Kg	*	85	69 - 125	5	30
Naphthalene	<24		3570	3550		ug/Kg	*	99	53 - 144	6	30
n-Butylbenzene	<28		3570	3040		ug/Kg	*	85	68 - 125	6	30
N-Propylbenzene	<30		3570	3530		ug/Kg	*	99	69 - 127	5	30
p-Isopropyltoluene	<26		3570	3420		ug/Kg	*	96	70 - 125	5	30
sec-Butylbenzene	<28		3570	3340		ug/Kg	*	93	70 - 123	4	30
Styrene	<28		3570	3530		ug/Kg	*	99	70 - 120	8	30
tert-Butylbenzene	<28		3570	3620		ug/Kg	*	101	70 - 121	4	30
Tetrachloroethene	<26		3570	4030		ug/Kg	*	113	70 - 128	5	30
Toluene	<11		3570	3480		ug/Kg	*	97	70 - 125	7	30
trans-1,2-Dichloroethene	<25		3570	3060		ug/Kg	*	86	70 - 125	6	30
trans-1,3-Dichloropropene	<26		3570	3490		ug/Kg	*	98	62 - 128	7	30
Trichloroethene	<12		3570	3840		ug/Kg	*	107	70 - 125	6	30
Trichlorofluoromethane	<31		3570	2550		ug/Kg	*	71	55 - 128	8	30
Vinyl chloride	<19		3570	3370		ug/Kg	*	94	64 - 126	6	30
Xylenes, Total	<16		7150	7140		ug/Kg	*	100	70 - 125	7	30

Surrogate	MSD	MSD	Limits
	%Recovery	Qualifier	
1,2-Dichloroethane-d4 (Surr)	97		75 - 126
4-Bromofluorobenzene (Surr)	107		72 - 124
Dibromofluoromethane (Surr)	97		75 - 120
Toluene-d8 (Surr)	101		75 - 120

Lab Sample ID: MB 500-672019/7

Matrix: Solid

Analysis Batch: 672019

Client Sample ID: Method Blank

Prep Type: Total/NA

Analyte	MB	MB	RL	MDL	Unit	D	Prepared	Analyzed	Dil Fac
	Result	Qualifier							
1,1,1,2-Tetrachloroethane	<0.46		1.0	0.46	ug/Kg			08/28/22 15:29	1
1,1,1-Trichloroethane	<0.38		1.0	0.38	ug/Kg			08/28/22 15:29	1
1,1,1,2,2-Tetrachloroethane	<0.40		1.0	0.40	ug/Kg			08/28/22 15:29	1
1,1,2-Trichloroethane	<0.35		1.0	0.35	ug/Kg			08/28/22 15:29	1

Eurofins Chicago

QC Sample Results

Client: Stantec Consulting Corp.
 Project/Site: Cedarburg Light & Utility - 193709024

Job ID: 500-221255-1

Method: 8260B - Volatile Organic Compounds (GC/MS) (Continued)

Lab Sample ID: MB 500-672019/7
Matrix: Solid
Analysis Batch: 672019

Client Sample ID: Method Blank
Prep Type: Total/NA

Analyte	MB	MB	RL	MDL	Unit	D	Prepared	Analyzed	Dil Fac
	Result	Qualifier							
1,1-Dichloroethane	<0.41		1.0	0.41	ug/Kg			08/28/22 15:29	1
1,1-Dichloroethene	<0.39		1.0	0.39	ug/Kg			08/28/22 15:29	1
1,1-Dichloropropene	<0.30		1.0	0.30	ug/Kg			08/28/22 15:29	1
1,2,3-Trichlorobenzene	<0.46		1.0	0.46	ug/Kg			08/28/22 15:29	1
1,2,3-Trichloropropane	<0.41		2.0	0.41	ug/Kg			08/28/22 15:29	1
1,2,4-Trichlorobenzene	<0.34		1.0	0.34	ug/Kg			08/28/22 15:29	1
1,2,4-Trimethylbenzene	<0.36		1.0	0.36	ug/Kg			08/28/22 15:29	1
1,2-Dibromo-3-Chloropropane	<2.0		5.0	2.0	ug/Kg			08/28/22 15:29	1
1,2-Dibromoethane	<0.39		1.0	0.39	ug/Kg			08/28/22 15:29	1
1,2-Dichlorobenzene	<0.33		1.0	0.33	ug/Kg			08/28/22 15:29	1
1,2-Dichloroethane	<0.39		1.0	0.39	ug/Kg			08/28/22 15:29	1
1,2-Dichloropropane	<0.43		1.0	0.43	ug/Kg			08/28/22 15:29	1
1,3,5-Trimethylbenzene	<0.38		1.0	0.38	ug/Kg			08/28/22 15:29	1
1,3-Dichlorobenzene	<0.40		1.0	0.40	ug/Kg			08/28/22 15:29	1
1,3-Dichloropropane	<0.36		1.0	0.36	ug/Kg			08/28/22 15:29	1
1,4-Dichlorobenzene	<0.36		1.0	0.36	ug/Kg			08/28/22 15:29	1
2,2-Dichloropropane	<0.44		1.0	0.44	ug/Kg			08/28/22 15:29	1
2-Chlorotoluene	<0.31		1.0	0.31	ug/Kg			08/28/22 15:29	1
4-Chlorotoluene	<0.35		1.0	0.35	ug/Kg			08/28/22 15:29	1
Benzene	<0.15		0.25	0.15	ug/Kg			08/28/22 15:29	1
Bromobenzene	<0.36		1.0	0.36	ug/Kg			08/28/22 15:29	1
Bromochloromethane	<0.43		1.0	0.43	ug/Kg			08/28/22 15:29	1
Dichlorobromomethane	<0.37		1.0	0.37	ug/Kg			08/28/22 15:29	1
Bromoform	<0.48		1.0	0.48	ug/Kg			08/28/22 15:29	1
Bromomethane	<0.80		3.0	0.80	ug/Kg			08/28/22 15:29	1
Carbon tetrachloride	<0.38		1.0	0.38	ug/Kg			08/28/22 15:29	1
Chlorobenzene	<0.39		1.0	0.39	ug/Kg			08/28/22 15:29	1
Chloroethane	<0.50		1.0	0.50	ug/Kg			08/28/22 15:29	1
Chloroform	<0.37		2.0	0.37	ug/Kg			08/28/22 15:29	1
Chloromethane	<0.32		1.0	0.32	ug/Kg			08/28/22 15:29	1
cis-1,2-Dichloroethene	<0.41		1.0	0.41	ug/Kg			08/28/22 15:29	1
cis-1,3-Dichloropropene	<0.42		1.0	0.42	ug/Kg			08/28/22 15:29	1
Dibromochloromethane	<0.49		1.0	0.49	ug/Kg			08/28/22 15:29	1
Dibromomethane	<0.27		1.0	0.27	ug/Kg			08/28/22 15:29	1
Dichlorodifluoromethane	<0.67		3.0	0.67	ug/Kg			08/28/22 15:29	1
Ethylbenzene	<0.18		0.25	0.18	ug/Kg			08/28/22 15:29	1
Hexachlorobutadiene	<0.45		1.0	0.45	ug/Kg			08/28/22 15:29	1
Isopropyl ether	<0.28		1.0	0.28	ug/Kg			08/28/22 15:29	1
Isopropylbenzene	<0.38		1.0	0.38	ug/Kg			08/28/22 15:29	1
Methyl tert-butyl ether	<0.39		1.0	0.39	ug/Kg			08/28/22 15:29	1
Methylene Chloride	<1.6		5.0	1.6	ug/Kg			08/28/22 15:29	1
Naphthalene	<0.33		1.0	0.33	ug/Kg			08/28/22 15:29	1
n-Butylbenzene	<0.39		1.0	0.39	ug/Kg			08/28/22 15:29	1
N-Propylbenzene	<0.41		1.0	0.41	ug/Kg			08/28/22 15:29	1
p-Isopropyltoluene	<0.36		1.0	0.36	ug/Kg			08/28/22 15:29	1
sec-Butylbenzene	<0.40		1.0	0.40	ug/Kg			08/28/22 15:29	1
Styrene	<0.39		1.0	0.39	ug/Kg			08/28/22 15:29	1
tert-Butylbenzene	<0.40		1.0	0.40	ug/Kg			08/28/22 15:29	1
Tetrachloroethene	<0.37		1.0	0.37	ug/Kg			08/28/22 15:29	1

Eurofins Chicago

QC Sample Results

Client: Stantec Consulting Corp.
 Project/Site: Cedarburg Light & Utility - 193709024

Job ID: 500-221255-1

Method: 8260B - Volatile Organic Compounds (GC/MS) (Continued)

Lab Sample ID: MB 500-672019/7
Matrix: Solid
Analysis Batch: 672019

Client Sample ID: Method Blank
Prep Type: Total/NA

Analyte	MB MB		RL	MDL	Unit	D	Prepared	Analyzed	Dil Fac
	Result	Qualifier							
Toluene	<0.15		0.25	0.15	ug/Kg			08/28/22 15:29	1
trans-1,2-Dichloroethene	<0.35		1.0	0.35	ug/Kg			08/28/22 15:29	1
trans-1,3-Dichloropropene	<0.36		1.0	0.36	ug/Kg			08/28/22 15:29	1
Trichloroethene	<0.16		0.50	0.16	ug/Kg			08/28/22 15:29	1
Trichlorofluoromethane	<0.43		1.0	0.43	ug/Kg			08/28/22 15:29	1
Vinyl chloride	<0.26		1.0	0.26	ug/Kg			08/28/22 15:29	1
Xylenes, Total	<0.22		0.50	0.22	ug/Kg			08/28/22 15:29	1

Surrogate	MB MB		Limits	Prepared	Analyzed	Dil Fac
	%Recovery	Qualifier				
1,2-Dichloroethane-d4 (Surr)	102		75 - 126		08/28/22 15:29	1
4-Bromofluorobenzene (Surr)	111		72 - 124		08/28/22 15:29	1
Dibromofluoromethane (Surr)	102		75 - 120		08/28/22 15:29	1
Toluene-d8 (Surr)	98		75 - 120		08/28/22 15:29	1

Lab Sample ID: LCS 500-672019/9
Matrix: Solid
Analysis Batch: 672019

Client Sample ID: Lab Control Sample
Prep Type: Total/NA

Analyte	Spike Added	LCS	LCS	Unit	D	%Rec	%Rec Limits
		Result	Qualifier				
1,1,1,2-Tetrachloroethane	50.0	50.8		ug/Kg		102	70 - 125
1,1,1-Trichloroethane	50.0	47.7		ug/Kg		95	70 - 125
1,1,1,2-Tetrachloroethane	50.0	44.6		ug/Kg		89	62 - 140
1,1,2-Trichloroethane	50.0	48.8		ug/Kg		98	71 - 130
1,1-Dichloroethane	50.0	44.3		ug/Kg		89	70 - 125
1,1-Dichloroethene	50.0	42.2		ug/Kg		84	67 - 122
1,1-Dichloropropene	50.0	49.6		ug/Kg		99	70 - 121
1,2,3-Trichlorobenzene	50.0	46.9		ug/Kg		94	51 - 145
1,2,3-Trichloropropane	50.0	50.9		ug/Kg		102	50 - 133
1,2,4-Trichlorobenzene	50.0	47.0		ug/Kg		94	57 - 137
1,2,4-Trimethylbenzene	50.0	49.4		ug/Kg		99	70 - 123
1,2-Dibromo-3-Chloropropane	50.0	40.0		ug/Kg		80	56 - 123
1,2-Dibromoethane	50.0	48.9		ug/Kg		98	70 - 125
1,2-Dichlorobenzene	50.0	48.1		ug/Kg		96	70 - 125
1,2-Dichloroethane	50.0	47.2		ug/Kg		94	68 - 127
1,2-Dichloropropane	50.0	51.5		ug/Kg		103	67 - 130
1,3,5-Trimethylbenzene	50.0	50.1		ug/Kg		100	70 - 123
1,3-Dichlorobenzene	50.0	49.8		ug/Kg		100	70 - 125
1,3-Dichloropropane	50.0	48.9		ug/Kg		98	62 - 136
1,4-Dichlorobenzene	50.0	48.0		ug/Kg		96	70 - 120
2,2-Dichloropropane	50.0	44.2		ug/Kg		88	58 - 139
2-Chlorotoluene	50.0	49.2		ug/Kg		98	70 - 125
4-Chlorotoluene	50.0	49.0		ug/Kg		98	68 - 124
Benzene	50.0	48.0		ug/Kg		96	70 - 120
Bromobenzene	50.0	55.3		ug/Kg		111	70 - 122
Bromochloromethane	50.0	49.8		ug/Kg		100	65 - 122
Dichlorobromomethane	50.0	49.5		ug/Kg		99	69 - 120
Bromoform	50.0	55.5		ug/Kg		111	56 - 132
Bromomethane	50.0	32.8		ug/Kg		66	40 - 152

Eurofins Chicago

QC Sample Results

Client: Stantec Consulting Corp.
 Project/Site: Cedarburg Light & Utility - 193709024

Job ID: 500-221255-1

Method: 8260B - Volatile Organic Compounds (GC/MS) (Continued)

Lab Sample ID: LCS 500-672019/9
Matrix: Solid
Analysis Batch: 672019

Client Sample ID: Lab Control Sample
Prep Type: Total/NA

Analyte	Spike Added	LCS Result	LCS Qualifier	Unit	D	%Rec	%Rec Limits
Carbon tetrachloride	50.0	51.0		ug/Kg		102	59 - 133
Chlorobenzene	50.0	49.5		ug/Kg		99	70 - 120
Chloroethane	50.0	26.4		ug/Kg		53	48 - 136
Chloroform	50.0	44.3		ug/Kg		89	70 - 120
Chloromethane	50.0	48.9		ug/Kg		98	56 - 152
cis-1,2-Dichloroethene	50.0	45.2		ug/Kg		90	70 - 125
cis-1,3-Dichloropropene	50.0	50.0		ug/Kg		100	64 - 127
Dibromochloromethane	50.0	51.8		ug/Kg		104	68 - 125
Dibromomethane	50.0	48.0		ug/Kg		96	70 - 120
Dichlorodifluoromethane	50.0	45.9		ug/Kg		92	40 - 159
Ethylbenzene	50.0	50.8		ug/Kg		102	70 - 123
Hexachlorobutadiene	50.0	52.2		ug/Kg		104	51 - 150
Isopropylbenzene	50.0	51.8		ug/Kg		104	70 - 126
Methyl tert-butyl ether	50.0	40.7		ug/Kg		81	55 - 123
Methylene Chloride	50.0	42.7		ug/Kg		85	69 - 125
Naphthalene	50.0	44.8		ug/Kg		90	53 - 144
n-Butylbenzene	50.0	44.8		ug/Kg		90	68 - 125
N-Propylbenzene	50.0	51.4		ug/Kg		103	69 - 127
p-Isopropyltoluene	50.0	49.5		ug/Kg		99	70 - 125
sec-Butylbenzene	50.0	48.1		ug/Kg		96	70 - 123
Styrene	50.0	50.6		ug/Kg		101	70 - 120
tert-Butylbenzene	50.0	51.2		ug/Kg		102	70 - 121
Tetrachloroethene	50.0	58.9		ug/Kg		118	70 - 128
Toluene	50.0	49.6		ug/Kg		99	70 - 125
trans-1,2-Dichloroethene	50.0	43.8		ug/Kg		88	70 - 125
trans-1,3-Dichloropropene	50.0	49.3		ug/Kg		99	62 - 128
Trichloroethene	50.0	54.6		ug/Kg		109	70 - 125
Trichlorofluoromethane	50.0	36.4		ug/Kg		73	55 - 128
Vinyl chloride	50.0	47.9		ug/Kg		96	64 - 126
Xylenes, Total	100	102		ug/Kg		102	70 - 125

Surrogate	LCS %Recovery	LCS Qualifier	Limits
1,2-Dichloroethane-d4 (Surr)	95		75 - 126
4-Bromofluorobenzene (Surr)	103		72 - 124
Dibromofluoromethane (Surr)	95		75 - 120
Toluene-d8 (Surr)	102		75 - 120

Method: 8270D - Semivolatile Organic Compounds (GC/MS)

Lab Sample ID: MB 500-673009/1-A
Matrix: Solid
Analysis Batch: 673369

Client Sample ID: Method Blank
Prep Type: Total/NA
Prep Batch: 673009

Analyte	MB Result	MB Qualifier	RL	MDL	Unit	D	Prepared	Analyzed	Dil Fac
1-Methylnaphthalene	<8.1		67	8.1	ug/Kg		09/02/22 13:53	09/07/22 09:07	1
2-Methylnaphthalene	<6.1		67	6.1	ug/Kg		09/02/22 13:53	09/07/22 09:07	1
Acenaphthene	<6.0		33	6.0	ug/Kg		09/02/22 13:53	09/07/22 09:07	1
Acenaphthylene	<4.4		33	4.4	ug/Kg		09/02/22 13:53	09/07/22 09:07	1
Anthracene	<5.6		33	5.6	ug/Kg		09/02/22 13:53	09/07/22 09:07	1

Eurofins Chicago

QC Sample Results

Client: Stantec Consulting Corp.
 Project/Site: Cedarburg Light & Utility - 193709024

Job ID: 500-221255-1

Method: 8270D - Semivolatile Organic Compounds (GC/MS) (Continued)

Lab Sample ID: MB 500-673009/1-A
Matrix: Solid
Analysis Batch: 673369

Client Sample ID: Method Blank
Prep Type: Total/NA
Prep Batch: 673009

Analyte	MB MB		RL	MDL	Unit	D	Prepared	Analyzed	Dil Fac
	Result	Qualifier							
Benzo[a]anthracene	<4.5		33	4.5	ug/Kg		09/02/22 13:53	09/07/22 09:07	1
Benzo[a]pyrene	<6.4		33	6.4	ug/Kg		09/02/22 13:53	09/07/22 09:07	1
Benzo[b]fluoranthene	<7.2		33	7.2	ug/Kg		09/02/22 13:53	09/07/22 09:07	1
Benzo[g,h,i]perylene	<11		33	11	ug/Kg		09/02/22 13:53	09/07/22 09:07	1
Benzo[k]fluoranthene	<9.8		33	9.8	ug/Kg		09/02/22 13:53	09/07/22 09:07	1
Chrysene	<9.1		33	9.1	ug/Kg		09/02/22 13:53	09/07/22 09:07	1
Dibenz(a,h)anthracene	<6.4		33	6.4	ug/Kg		09/02/22 13:53	09/07/22 09:07	1
Fluoranthene	<6.2		33	6.2	ug/Kg		09/02/22 13:53	09/07/22 09:07	1
Fluorene	<4.7		33	4.7	ug/Kg		09/02/22 13:53	09/07/22 09:07	1
Indeno[1,2,3-cd]pyrene	<8.6		33	8.6	ug/Kg		09/02/22 13:53	09/07/22 09:07	1
Naphthalene	<5.1		33	5.1	ug/Kg		09/02/22 13:53	09/07/22 09:07	1
Phenanthrene	<4.6		33	4.6	ug/Kg		09/02/22 13:53	09/07/22 09:07	1
Pyrene	<6.6		33	6.6	ug/Kg		09/02/22 13:53	09/07/22 09:07	1

Surrogate	MB MB		Limits	Prepared	Analyzed	Dil Fac
	%Recovery	Qualifier				
2-Fluorobiphenyl (Surr)	93		43 - 145	09/02/22 13:53	09/07/22 09:07	1
Nitrobenzene-d5 (Surr)	80		37 - 147	09/02/22 13:53	09/07/22 09:07	1
Terphenyl-d14 (Surr)	112		42 - 157	09/02/22 13:53	09/07/22 09:07	1

Lab Sample ID: LCS 500-673009/2-A
Matrix: Solid
Analysis Batch: 673369

Client Sample ID: Lab Control Sample
Prep Type: Total/NA
Prep Batch: 673009

Analyte	Spike Added	LCS Result	LCS Qualifier	Unit	D	%Rec	Limits
2-Methylnaphthalene	1330	1210		ug/Kg		91	69 - 112
Acenaphthene	1330	1270		ug/Kg		96	65 - 124
Acenaphthylene	1330	1230		ug/Kg		92	68 - 120
Anthracene	1330	1300		ug/Kg		98	70 - 114
Benzo[a]anthracene	1330	1240		ug/Kg		93	67 - 122
Benzo[a]pyrene	1330	1320		ug/Kg		99	65 - 133
Benzo[b]fluoranthene	1330	1310		ug/Kg		98	69 - 129
Benzo[g,h,i]perylene	1330	1390		ug/Kg		104	72 - 131
Benzo[k]fluoranthene	1330	1260		ug/Kg		95	68 - 127
Chrysene	1330	1260		ug/Kg		95	63 - 120
Dibenz(a,h)anthracene	1330	1420		ug/Kg		106	64 - 131
Fluoranthene	1330	1280		ug/Kg		96	62 - 120
Fluorene	1330	1270		ug/Kg		96	62 - 120
Indeno[1,2,3-cd]pyrene	1330	1410		ug/Kg		106	68 - 130
Naphthalene	1330	1200		ug/Kg		90	63 - 110
Phenanthrene	1330	1280		ug/Kg		96	62 - 120
Pyrene	1330	1350		ug/Kg		101	61 - 128

Surrogate	LCS LCS		Limits
	%Recovery	Qualifier	
2-Fluorobiphenyl (Surr)	94		43 - 145
Nitrobenzene-d5 (Surr)	84		37 - 147
Terphenyl-d14 (Surr)	102		42 - 157

Lab Chronicle

Client: Stantec Consulting Corp.
Project/Site: Cedarburg Light & Utility - 193709024

Job ID: 500-221255-1

Client Sample ID: MW-1 (8-10)

Date Collected: 08/22/22 10:45

Date Received: 08/24/22 09:35

Lab Sample ID: 500-221255-1

Matrix: Solid

Prep Type	Batch Type	Batch Method	Run	Dilution Factor	Batch Number	Analyst	Lab	Prepared or Analyzed
Total/NA	Analysis	Moisture		1	672888	LWN	EET CHI	09/02/22 08:04

Client Sample ID: MW-1 (8-10)

Date Collected: 08/22/22 10:45

Date Received: 08/24/22 09:35

Lab Sample ID: 500-221255-1

Matrix: Solid

Percent Solids: 82.0

Prep Type	Batch Type	Batch Method	Run	Dilution Factor	Batch Number	Analyst	Lab	Prepared or Analyzed
Total/NA	Prep	5035			671583	WRE	EET CHI	08/22/22 10:45
Total/NA	Analysis	8260B		50	672019	JDD	EET CHI	08/28/22 17:50
Total/NA	Prep	3541			673009	EK	EET CHI	09/02/22 13:53 - 09/02/22 17:00 ¹
Total/NA	Analysis	8270D		1	673369	JSB	EET CHI	09/07/22 18:50

Client Sample ID: SB-1 (2-4)

Date Collected: 08/22/22 14:45

Date Received: 08/24/22 09:35

Lab Sample ID: 500-221255-2

Matrix: Solid

Prep Type	Batch Type	Batch Method	Run	Dilution Factor	Batch Number	Analyst	Lab	Prepared or Analyzed
Total/NA	Analysis	Moisture		1	672888	LWN	EET CHI	09/02/22 08:04

Client Sample ID: SB-1 (2-4)

Date Collected: 08/22/22 14:45

Date Received: 08/24/22 09:35

Lab Sample ID: 500-221255-2

Matrix: Solid

Percent Solids: 86.2

Prep Type	Batch Type	Batch Method	Run	Dilution Factor	Batch Number	Analyst	Lab	Prepared or Analyzed
Total/NA	Prep	5035			671583	WRE	EET CHI	08/22/22 14:45
Total/NA	Analysis	8260B		50	672019	JDD	EET CHI	08/28/22 18:13

Client Sample ID: SB-2 (8-10)

Date Collected: 08/22/22 15:00

Date Received: 08/24/22 09:35

Lab Sample ID: 500-221255-3

Matrix: Solid

Prep Type	Batch Type	Batch Method	Run	Dilution Factor	Batch Number	Analyst	Lab	Prepared or Analyzed
Total/NA	Analysis	Moisture		1	672888	LWN	EET CHI	09/02/22 08:04

Client Sample ID: SB-2 (8-10)

Date Collected: 08/22/22 15:00

Date Received: 08/24/22 09:35

Lab Sample ID: 500-221255-3

Matrix: Solid

Percent Solids: 86.9

Prep Type	Batch Type	Batch Method	Run	Dilution Factor	Batch Number	Analyst	Lab	Prepared or Analyzed
Total/NA	Prep	5035			671583	WRE	EET CHI	08/22/22 15:00
Total/NA	Analysis	8260B		50	672019	JDD	EET CHI	08/28/22 18:37

Lab Chronicle

Client: Stantec Consulting Corp.
Project/Site: Cedarburg Light & Utility - 193709024

Job ID: 500-221255-1

Client Sample ID: HA-2 (2.5-4.5)

Date Collected: 08/23/22 08:30

Date Received: 08/24/22 09:35

Lab Sample ID: 500-221255-4

Matrix: Solid

Prep Type	Batch Type	Batch Method	Run	Dilution Factor	Batch Number	Analyst	Lab	Prepared or Analyzed
Total/NA	Analysis	Moisture		1	672888	LWN	EET CHI	09/02/22 08:04

Client Sample ID: HA-2 (2.5-4.5)

Date Collected: 08/23/22 08:30

Date Received: 08/24/22 09:35

Lab Sample ID: 500-221255-4

Matrix: Solid

Percent Solids: 90.9

Prep Type	Batch Type	Batch Method	Run	Dilution Factor	Batch Number	Analyst	Lab	Prepared or Analyzed
Total/NA	Prep	5035			671583	WRE	EET CHI	08/23/22 08:30
Total/NA	Analysis	8260B		50	672019	JDD	EET CHI	08/28/22 19:00

Client Sample ID: HA-1 (2.5-3.0)

Date Collected: 08/23/22 08:45

Date Received: 08/24/22 09:35

Lab Sample ID: 500-221255-5

Matrix: Solid

Prep Type	Batch Type	Batch Method	Run	Dilution Factor	Batch Number	Analyst	Lab	Prepared or Analyzed
Total/NA	Analysis	Moisture		1	672888	LWN	EET CHI	09/02/22 08:04

Client Sample ID: HA-1 (2.5-3.0)

Date Collected: 08/23/22 08:45

Date Received: 08/24/22 09:35

Lab Sample ID: 500-221255-5

Matrix: Solid

Percent Solids: 93.8

Prep Type	Batch Type	Batch Method	Run	Dilution Factor	Batch Number	Analyst	Lab	Prepared or Analyzed
Total/NA	Prep	5035			671583	WRE	EET CHI	08/23/22 08:45
Total/NA	Analysis	8260B		50	672019	JDD	EET CHI	08/28/22 19:24

Client Sample ID: SB-3 (0-2)

Date Collected: 08/23/22 10:45

Date Received: 08/24/22 09:35

Lab Sample ID: 500-221255-6

Matrix: Solid

Prep Type	Batch Type	Batch Method	Run	Dilution Factor	Batch Number	Analyst	Lab	Prepared or Analyzed
Total/NA	Analysis	Moisture		1	672888	LWN	EET CHI	09/02/22 08:04

Client Sample ID: SB-3 (0-2)

Date Collected: 08/23/22 10:45

Date Received: 08/24/22 09:35

Lab Sample ID: 500-221255-6

Matrix: Solid

Percent Solids: 93.2

Prep Type	Batch Type	Batch Method	Run	Dilution Factor	Batch Number	Analyst	Lab	Prepared or Analyzed
Total/NA	Prep	5035			671583	WRE	EET CHI	08/23/22 10:45
Total/NA	Analysis	8260B		50	672019	JDD	EET CHI	08/28/22 19:47

Client Sample ID: SB-5 (0-2)

Date Collected: 08/23/22 10:47

Date Received: 08/24/22 09:35

Lab Sample ID: 500-221255-7

Matrix: Solid

Prep Type	Batch Type	Batch Method	Run	Dilution Factor	Batch Number	Analyst	Lab	Prepared or Analyzed
Total/NA	Analysis	Moisture		1	672888	LWN	EET CHI	09/02/22 08:04

Eurofins Chicago

Lab Chronicle

Client: Stantec Consulting Corp.
 Project/Site: Cedarburg Light & Utility - 193709024

Job ID: 500-221255-1

Client Sample ID: SB-5 (0-2)

Date Collected: 08/23/22 10:47

Date Received: 08/24/22 09:35

Lab Sample ID: 500-221255-7

Matrix: Solid

Percent Solids: 90.9

Prep Type	Batch Type	Batch Method	Run	Dilution Factor	Batch Number	Batch Analyst	Lab	Prepared or Analyzed
Total/NA	Prep	5035			671583	WRE	EET CHI	08/23/22 10:47
Total/NA	Analysis	8260B		50	672019	JDD	EET CHI	08/28/22 20:11

Client Sample ID: SB-4 (2-4)

Date Collected: 08/23/22 10:49

Date Received: 08/24/22 09:35

Lab Sample ID: 500-221255-8

Matrix: Solid

Prep Type	Batch Type	Batch Method	Run	Dilution Factor	Batch Number	Batch Analyst	Lab	Prepared or Analyzed
Total/NA	Analysis	Moisture		1	672888	LWN	EET CHI	09/02/22 08:04

Client Sample ID: SB-4 (2-4)

Date Collected: 08/23/22 10:49

Date Received: 08/24/22 09:35

Lab Sample ID: 500-221255-8

Matrix: Solid

Percent Solids: 84.7

Prep Type	Batch Type	Batch Method	Run	Dilution Factor	Batch Number	Batch Analyst	Lab	Prepared or Analyzed
Total/NA	Prep	5035			671583	WRE	EET CHI	08/23/22 10:49
Total/NA	Analysis	8260B		50	672019	JDD	EET CHI	08/28/22 20:34

Client Sample ID: SB-6 (2-4)

Date Collected: 08/23/22 10:52

Date Received: 08/24/22 09:35

Lab Sample ID: 500-221255-9

Matrix: Solid

Prep Type	Batch Type	Batch Method	Run	Dilution Factor	Batch Number	Batch Analyst	Lab	Prepared or Analyzed
Total/NA	Analysis	Moisture		1	672888	LWN	EET CHI	09/02/22 08:04

Client Sample ID: SB-6 (2-4)

Date Collected: 08/23/22 10:52

Date Received: 08/24/22 09:35

Lab Sample ID: 500-221255-9

Matrix: Solid

Percent Solids: 80.5

Prep Type	Batch Type	Batch Method	Run	Dilution Factor	Batch Number	Batch Analyst	Lab	Prepared or Analyzed
Total/NA	Prep	5035			671583	WRE	EET CHI	08/23/22 10:52
Total/NA	Analysis	8260B		50	672019	JDD	EET CHI	08/28/22 20:58
Total/NA	Prep	3541			673009	EK	EET CHI	09/02/22 13:53 - 09/02/22 17:00 ¹
Total/NA	Analysis	8270D		1	673369	JSB	EET CHI	09/07/22 19:13

Client Sample ID: SB-7 (2-4)

Date Collected: 08/23/22 11:00

Date Received: 08/24/22 09:35

Lab Sample ID: 500-221255-10

Matrix: Solid

Prep Type	Batch Type	Batch Method	Run	Dilution Factor	Batch Number	Batch Analyst	Lab	Prepared or Analyzed
Total/NA	Analysis	Moisture		1	672888	LWN	EET CHI	09/02/22 08:04

Lab Chronicle

Client: Stantec Consulting Corp.
 Project/Site: Cedarburg Light & Utility - 193709024

Job ID: 500-221255-1

Client Sample ID: SB-7 (2-4)

Lab Sample ID: 500-221255-10

Date Collected: 08/23/22 11:00

Matrix: Solid

Date Received: 08/24/22 09:35

Percent Solids: 91.3

Prep Type	Batch Type	Batch Method	Run	Dilution Factor	Batch Number	Analyst	Lab	Prepared or Analyzed
Total/NA	Prep	5035			671583	WRE	EET CHI	08/23/22 11:00
Total/NA	Analysis	8260B		50	672019	JDD	EET CHI	08/28/22 21:22
Total/NA	Prep	3541			673009	EK	EET CHI	09/02/22 13:53 - 09/02/22 17:00 ¹
Total/NA	Analysis	8270D		1	673369	JSB	EET CHI	09/07/22 19:37

¹ Completion dates and times are reported or not reported per method requirements or individual lab discretion.

Laboratory References:

EET CHI = Eurofins Chicago, 2417 Bond Street, University Park, IL 60484, TEL (708)534-5200



Accreditation/Certification Summary

Client: Stantec Consulting Corp.
Project/Site: Cedarburg Light & Utility - 193709024

Job ID: 500-221255-1

Laboratory: Eurofins Chicago

The accreditations/certifications listed below are applicable to this report.

Authority	Program	Identification Number	Expiration Date
Wisconsin	State	999580010	08-31-23

1

2

3

4

5

6

7

8

9

10

11

12

13

14

15

Eurofins Chicago

2417 Bond Street
 University Park IL 60484
 Phone 708-534 5200 Fax 708-534 5211

Chain of Custody Record



Client Information	Sampler Madeline Edwards/Erin Gross	Lab PM Fredrick Sande	Carrier Tracking No(s) 500-221255 COC
Client Contact Stu Gross	Phone 262-336-4747	E-Mail Sandra.Fredrick@eurofins.com	Page 2 of 2

Company Stantec Consulting Corp	Address 12080 Corporate Parkway	City Mequon	State WI 53092	Phone	E-Mail stu.gross@stantec.com	Project Name Cedarburg Light & Utility 193709024	Site	Analysis Requested 500-221255
------------------------------------	------------------------------------	----------------	-------------------	-------	---------------------------------	---	------	---

Due Date Requested Standard	TAT Requested (days)	Compliance Project <input type="checkbox"/> Yes <input type="checkbox"/> No	PC # 193709024	AO #	Project # 50006565	SO#	Preservation Codes
---------------------------------------	----------------------	---	-------------------	------	-----------------------	-----	--------------------

Sample Identification	Sample Date	Sample Time	Sample Type (C=comp, G=grab)	Matrix (W=water, S=solid, O=wastewater, BT=Tissue, A=Air)	Field Filtered Sample (Yes or No)				Perform MS/MSD (Yes or No)				Total Number of Containers	Special Instructions/Note
					8260B VOC	8270D PAH	PFC_IDA_WI	PFAS Standard List (36 Analytes)	8260B VOC	8260B VOC	8260B VOC	8260B VOC		
1 MW-1 (8-10)	8/22/22	1045	C	Solid	N	N	X	X					3	
2 SB-1 (2-4)	↓	1445	C	Solid	N	N		X					2	
3 SB-2 (8-10)	↓	1500	C	Solid	N	N		X					2	
4 HA-2 (2.5-4.5)	8/23/22	0830	C	Solid	N	N		X					2	
5 HA-1 (2.5-3.0)	↓	0845	C	Solid	N	N		X					2	
6 SB-3 (0-2)	↓	1045	C	Solid	N	N		X					2	
7 SB-5 (0-2)	↓	1047	C	Solid	N	N		X					2	
8 SB-4 (2-4)	↓	1049	C	solid	N	N		X					2	
9 SB-6 (2-4)	↓	1052	C	solid	N	N	X	X					3	
10 SB-7 (2-4)	↓	1100	C	solid	N	N	X	X					3	

Possible Hazard Identification <input type="checkbox"/> Non-Hazard <input type="checkbox"/> Flammable <input type="checkbox"/> Skin Irritant <input type="checkbox"/> Poison B <input checked="" type="checkbox"/> Unknown <input type="checkbox"/> Radiological	Sample Disposal (A fee may be assessed if samples are retained longer than 1 month) <input type="checkbox"/> Return To Client <input checked="" type="checkbox"/> Dispose By Lab <input type="checkbox"/> Archive For _____ Months
---	---

Deverlab e Requested I II III IV Other (specify)	Special Instructions: QC Requirements	MSA: #40411	
Empty Kit Relinquished by	Date	Time	Method of Transport
Relinquished by Madeline Edwards (Stantec)	Date/Time 08/23/22, 1600	Company Stantec	Relinquished by Jeff James
Relinquished by	Date/Time	Company	Relinquished by
Relinquished by	Date/Time	Company	Relinquished by
Custody Seals Intact: Yes <input type="checkbox"/> No <input type="checkbox"/>	Custody Seal No	Temperature (°C) and Other Remark	3.2 → 7.2

Login Sample Receipt Checklist

Client: Stantec Consulting Corp.

Job Number: 500-221255-1

Login Number: 221255

List Number: 1

Creator: James, Jeff A

List Source: Eurofins Chicago

Question	Answer	Comment
Radioactivity wasn't checked or is \leq background as measured by a survey meter.	True	
The cooler's custody seal, if present, is intact.	True	
Sample custody seals, if present, are intact.	True	
The cooler or samples do not appear to have been compromised or tampered with.	True	
Samples were received on ice.	True	
Cooler Temperature is acceptable.	True	
Cooler Temperature is recorded.	True	1.2
COC is present.	True	
COC is filled out in ink and legible.	True	
COC is filled out with all pertinent information.	True	
Is the Field Sampler's name present on COC?	True	
There are no discrepancies between the containers received and the COC.	True	
Samples are received within Holding Time (excluding tests with immediate HTs)	True	
Sample containers have legible labels.	True	
Containers are not broken or leaking.	True	
Sample collection date/times are provided.	True	
Appropriate sample containers are used.	True	
Sample bottles are completely filled.	True	
Sample Preservation Verified.	True	
There is sufficient vol. for all requested analyses, incl. any requested MS/MSDs	True	
Containers requiring zero headspace have no headspace or bubble is <math><6\text{mm}</math> (1/4").	True	
Multiphasic samples are not present.	True	
Samples do not require splitting or compositing.	True	
Residual Chlorine Checked.	True	



ANALYTICAL REPORT

Eurofins Chicago
2417 Bond Street
University Park, IL 60484
Tel: (708)534-5200

Laboratory Job ID: 500-221332-1

Client Project/Site: Cedarburg Light & Utility - 193709024

For:

Stantec Consulting Corp.
12080 Corporate Parkway
Mequon, Wisconsin 53092

Attn: Stu Gross



Authorized for release by:
8/30/2022 10:35:44 AM

Sandie Fredrick, Project Manager II
(920)261-1660

Sandra.Fredrick@et.eurofinsus.com

LINKS

Review your project
results through



Have a Question?



Visit us at:

www.eurofinsus.com/Env

The test results in this report meet all 2003 NELAC, 2009 TNI, and 2016 TNI requirements for accredited parameters, exceptions are noted in this report. This report may not be reproduced except in full, and with written approval from the laboratory. For questions please contact the Project Manager at the e-mail address or telephone number listed on this page.

This report has been electronically signed and authorized by the signatory. Electronic signature is intended to be the legally binding equivalent of a traditionally handwritten signature.

Results relate only to the items tested and the sample(s) as received by the laboratory.



Table of Contents

Cover Page	1
Table of Contents	2
Case Narrative	3
Detection Summary	4
Method Summary	6
Sample Summary	7
Client Sample Results	8
Definitions	23
QC Association	24
QC Sample Results	25
Chronicle	41
Certification Summary	42
Chain of Custody	43
Receipt Checklists	45
Canister QC Documents	47
Clean Canister Certification	48
Pre-Ship Certification	48
Clean Canister Data	50

Case Narrative

Client: Stantec Consulting Corp.
Project/Site: Cedarburg Light & Utility - 193709024

Job ID: 500-221332-1

Job ID: 500-221332-1

Laboratory: Eurofins Chicago

Narrative

Job Narrative 500-221332-1

Comments

No additional comments.

Receipt

The samples were received on 8/25/2022 10:30 AM. Unless otherwise noted below, the samples arrived in good condition, and where required, properly preserved and on ice.

Air Toxics

Method TO-15: The laboratory control sample (LCS) for analytical batch 200-183063 recovered outside control limits for the following analytes: Chloroethane and Cyclohexane. These analytes were biased high in the LCS and were not detected in the associated samples; therefore, the data have been reported.

No additional analytical or quality issues were noted, other than those described above or in the Definitions/Glossary page.



Detection Summary

Client: Stantec Consulting Corp.
Project/Site: Cedarburg Light & Utility - 193709024

Job ID: 500-221332-1

Client Sample ID: SS-1

Lab Sample ID: 500-221332-1

Analyte	Result	Qualifier	RL	MDL	Unit	Dil Fac	D	Method	Prep Type
cis-1,2-Dichloroethene	0.072	J	0.20	0.033	ppb v/v	1		TO-15	Total/NA
Dichlorodifluoromethane	0.34	J	0.50	0.11	ppb v/v	1		TO-15	Total/NA
Tetrachloroethene	0.20		0.20	0.027	ppb v/v	1		TO-15	Total/NA
Analyte	Result	Qualifier	RL	MDL	Unit	Dil Fac	D	Method	Prep Type
cis-1,2-Dichloroethene	0.29	J	0.79	0.13	ug/m3	1		TO-15	Total/NA
Dichlorodifluoromethane	1.7	J	2.5	0.54	ug/m3	1		TO-15	Total/NA
Tetrachloroethene	1.3		1.4	0.18	ug/m3	1		TO-15	Total/NA

Client Sample ID: SS-2

Lab Sample ID: 500-221332-2

Analyte	Result	Qualifier	RL	MDL	Unit	Dil Fac	D	Method	Prep Type
1,1,1-Trichloroethane	0.45	J	1.2	0.24	ppb v/v	6.06		TO-15	Total/NA
2-Butanone (MEK)	2.0	J	6.1	1.0	ppb v/v	6.06		TO-15	Total/NA
Acetone	20	J	30	12	ppb v/v	6.06		TO-15	Total/NA
Benzene	0.91	J	1.2	0.45	ppb v/v	6.06		TO-15	Total/NA
Carbon disulfide	1.2	J	3.0	0.79	ppb v/v	6.06		TO-15	Total/NA
Cyclohexane	1.8	J**	3.0	0.21	ppb v/v	6.06		TO-15	Total/NA
Hexane	3.8	J	4.8	1.4	ppb v/v	6.06		TO-15	Total/NA
o-Xylene	0.57	J	1.2	0.57	ppb v/v	6.06		TO-15	Total/NA
Tetrachloroethene	110		1.2	0.16	ppb v/v	6.06		TO-15	Total/NA
Toluene	2.4		1.2	0.56	ppb v/v	6.06		TO-15	Total/NA
Trichloroethene	0.27	J	1.2	0.15	ppb v/v	6.06		TO-15	Total/NA
Analyte	Result	Qualifier	RL	MDL	Unit	Dil Fac	D	Method	Prep Type
1,1,1-Trichloroethane	2.5	J	6.6	1.3	ug/m3	6.06		TO-15	Total/NA
2-Butanone (MEK)	5.8	J	18	3.0	ug/m3	6.06		TO-15	Total/NA
Acetone	47	J	72	29	ug/m3	6.06		TO-15	Total/NA
Benzene	2.9	J	3.9	1.4	ug/m3	6.06		TO-15	Total/NA
Carbon disulfide	3.8	J	9.4	2.5	ug/m3	6.06		TO-15	Total/NA
Cyclohexane	6.2	J**	10	0.73	ug/m3	6.06		TO-15	Total/NA
Hexane	13	J	17	4.9	ug/m3	6.06		TO-15	Total/NA
o-Xylene	2.5	J	5.3	2.5	ug/m3	6.06		TO-15	Total/NA
Tetrachloroethene	770		8.2	1.1	ug/m3	6.06		TO-15	Total/NA
Toluene	9.0		4.6	2.1	ug/m3	6.06		TO-15	Total/NA
Trichloroethene	1.5	J	6.5	0.78	ug/m3	6.06		TO-15	Total/NA

Client Sample ID: IA-1

Lab Sample ID: 500-221332-3

Analyte	Result	Qualifier	RL	MDL	Unit	Dil Fac	D	Method	Prep Type
1,1,2-Trichloro-1,2,2-trifluoroethane	0.056	J	0.20	0.055	ppb v/v	1		TO-15	Total/NA
2-Butanone (MEK)	0.42	J	1.0	0.17	ppb v/v	1		TO-15	Total/NA
Acetone	3.6	J	5.0	2.0	ppb v/v	1		TO-15	Total/NA
Carbon tetrachloride	0.055	J	0.20	0.032	ppb v/v	1		TO-15	Total/NA
Chloromethane	0.42	J	0.50	0.12	ppb v/v	1		TO-15	Total/NA
Dichlorodifluoromethane	0.31	J	0.50	0.11	ppb v/v	1		TO-15	Total/NA
Trichlorofluoromethane	0.17	J	0.20	0.052	ppb v/v	1		TO-15	Total/NA
Analyte	Result	Qualifier	RL	MDL	Unit	Dil Fac	D	Method	Prep Type
1,1,2-Trichloro-1,2,2-trifluoroethane	0.43	J	1.5	0.42	ug/m3	1		TO-15	Total/NA
2-Butanone (MEK)	1.2	J	2.9	0.50	ug/m3	1		TO-15	Total/NA
Acetone	8.5	J	12	4.8	ug/m3	1		TO-15	Total/NA
Carbon tetrachloride	0.34	J	1.3	0.20	ug/m3	1		TO-15	Total/NA
Chloromethane	0.87	J	1.0	0.25	ug/m3	1		TO-15	Total/NA

This Detection Summary does not include radiochemical test results.

Eurofins Chicago

Detection Summary

Client: Stantec Consulting Corp.
Project/Site: Cedarburg Light & Utility - 193709024

Job ID: 500-221332-1

Client Sample ID: IA-1 (Continued)

Lab Sample ID: 500-221332-3

Analyte	Result	Qualifier	RL	MDL	Unit	Dil Fac	D	Method	Prep Type
Dichlorodifluoromethane	1.6	J	2.5	0.54	ug/m3	1		TO-15	Total/NA
Trichlorofluoromethane	0.96	J	1.1	0.29	ug/m3	1		TO-15	Total/NA

Client Sample ID: IA-2

Lab Sample ID: 500-221332-4

Analyte	Result	Qualifier	RL	MDL	Unit	Dil Fac	D	Method	Prep Type
1,1,2-Trichloro-1,2,2-trifluoroethane	0.056	J	0.20	0.055	ppb v/v	1		TO-15	Total/NA
1,2,4-Trimethylbenzene	0.13	J	0.20	0.047	ppb v/v	1		TO-15	Total/NA
2-Butanone (MEK)	0.67	J	1.0	0.17	ppb v/v	1		TO-15	Total/NA
Acetone	6.7		5.0	2.0	ppb v/v	1		TO-15	Total/NA
Carbon tetrachloride	0.051	J	0.20	0.032	ppb v/v	1		TO-15	Total/NA
Chloromethane	0.40	J	0.50	0.12	ppb v/v	1		TO-15	Total/NA
Dichlorodifluoromethane	0.33	J	0.50	0.11	ppb v/v	1		TO-15	Total/NA
Tetrachloroethene	0.041	J	0.20	0.027	ppb v/v	1		TO-15	Total/NA
Toluene	0.20		0.20	0.093	ppb v/v	1		TO-15	Total/NA
Trichlorofluoromethane	0.16	J	0.20	0.052	ppb v/v	1		TO-15	Total/NA

Analyte	Result	Qualifier	RL	MDL	Unit	Dil Fac	D	Method	Prep Type
1,1,2-Trichloro-1,2,2-trifluoroethane	0.43	J	1.5	0.42	ug/m3	1		TO-15	Total/NA
1,2,4-Trimethylbenzene	0.64	J	0.98	0.23	ug/m3	1		TO-15	Total/NA
2-Butanone (MEK)	2.0	J	2.9	0.50	ug/m3	1		TO-15	Total/NA
Acetone	16		12	4.8	ug/m3	1		TO-15	Total/NA
Carbon tetrachloride	0.32	J	1.3	0.20	ug/m3	1		TO-15	Total/NA
Chloromethane	0.83	J	1.0	0.25	ug/m3	1		TO-15	Total/NA
Dichlorodifluoromethane	1.6	J	2.5	0.54	ug/m3	1		TO-15	Total/NA
Tetrachloroethene	0.28	J	1.4	0.18	ug/m3	1		TO-15	Total/NA
Toluene	0.77		0.75	0.35	ug/m3	1		TO-15	Total/NA
Trichlorofluoromethane	0.91	J	1.1	0.29	ug/m3	1		TO-15	Total/NA

Client Sample ID: AA-1

Lab Sample ID: 500-221332-5

Analyte	Result	Qualifier	RL	MDL	Unit	Dil Fac	D	Method	Prep Type
1,1,2-Trichloro-1,2,2-trifluoroethane	0.055	J	0.20	0.055	ppb v/v	1		TO-15	Total/NA
2-Butanone (MEK)	0.46	J	1.0	0.17	ppb v/v	1		TO-15	Total/NA
Acetone	5.6		5.0	2.0	ppb v/v	1		TO-15	Total/NA
Carbon tetrachloride	0.056	J	0.20	0.032	ppb v/v	1		TO-15	Total/NA
Chloromethane	0.39	J	0.50	0.12	ppb v/v	1		TO-15	Total/NA
Dichlorodifluoromethane	0.32	J	0.50	0.11	ppb v/v	1		TO-15	Total/NA
Tetrachloroethene	0.85		0.20	0.027	ppb v/v	1		TO-15	Total/NA
Toluene	0.18	J	0.20	0.093	ppb v/v	1		TO-15	Total/NA
Trichlorofluoromethane	0.17	J	0.20	0.052	ppb v/v	1		TO-15	Total/NA

Analyte	Result	Qualifier	RL	MDL	Unit	Dil Fac	D	Method	Prep Type
1,1,2-Trichloro-1,2,2-trifluoroethane	0.42	J	1.5	0.42	ug/m3	1		TO-15	Total/NA
2-Butanone (MEK)	1.4	J	2.9	0.50	ug/m3	1		TO-15	Total/NA
Acetone	13		12	4.8	ug/m3	1		TO-15	Total/NA
Carbon tetrachloride	0.35	J	1.3	0.20	ug/m3	1		TO-15	Total/NA
Chloromethane	0.81	J	1.0	0.25	ug/m3	1		TO-15	Total/NA
Dichlorodifluoromethane	1.6	J	2.5	0.54	ug/m3	1		TO-15	Total/NA
Tetrachloroethene	5.8		1.4	0.18	ug/m3	1		TO-15	Total/NA
Toluene	0.69	J	0.75	0.35	ug/m3	1		TO-15	Total/NA
Trichlorofluoromethane	0.97	J	1.1	0.29	ug/m3	1		TO-15	Total/NA

This Detection Summary does not include radiochemical test results.

Eurofins Chicago

Method Summary

Client: Stantec Consulting Corp.
Project/Site: Cedarburg Light & Utility - 193709024

Job ID: 500-221332-1

Method	Method Description	Protocol	Laboratory
TO-15	Volatile Organic Compounds in Ambient Air	EPA	EET BUR

Protocol References:

EPA = US Environmental Protection Agency

Laboratory References:

EET BUR = Eurofins Burlington, 530 Community Drive, Suite 11, South Burlington, VT 05403, TEL (802)660-1990



Sample Summary

Client: Stantec Consulting Corp.
Project/Site: Cedarburg Light & Utility - 193709024

Job ID: 500-221332-1

Lab Sample ID	Client Sample ID	Matrix	Collected	Received	Asset ID
500-221332-1	SS-1	Air	08/24/22 09:27	08/25/22 10:30	Air Canister (6-Liter) #4316
500-221332-2	SS-2	Air	08/24/22 10:14	08/25/22 10:30	Air Canister (6-Liter) #5456
500-221332-3	IA-1	Air	08/24/22 16:32	08/25/22 10:30	Air Canister (6-Liter) #6267
500-221332-4	IA-2	Air	08/24/22 16:36	08/25/22 10:30	Air Canister (6-Liter) #5108
500-221332-5	AA-1	Air	08/24/22 16:25	08/25/22 10:30	Air Canister (6-Liter) #4098

- 1
- 2
- 3
- 4
- 5
- 6
- 7
- 8
- 9
- 10
- 11
- 12
- 13
- 14
- 15
- 16

Client Sample Results

Client: Stantec Consulting Corp.
 Project/Site: Cedarburg Light & Utility - 193709024

Job ID: 500-221332-1

Client Sample ID: SS-1

Lab Sample ID: 500-221332-1

Date Collected: 08/24/22 09:27

Matrix: Air

Date Received: 08/25/22 10:30

Method: TO-15 - Volatile Organic Compounds in Ambient Air

Analyte	Result	Qualifier	RL	MDL	Unit	D	Prepared	Analyzed	Dil Fac
1,1,1-Trichloroethane	<0.039		0.20	0.039	ppb v/v			08/26/22 14:58	1
1,1,2,2-Tetrachloroethane	<0.043		0.20	0.043	ppb v/v			08/26/22 14:58	1
1,1,2-Trichloro-1,2,2-trifluoroethane	<0.055		0.20	0.055	ppb v/v			08/26/22 14:58	1
1,1,2-Trichloroethane	<0.034		0.20	0.034	ppb v/v			08/26/22 14:58	1
1,1-Dichloroethane	<0.029		0.20	0.029	ppb v/v			08/26/22 14:58	1
1,1-Dichloroethene	<0.029		0.20	0.029	ppb v/v			08/26/22 14:58	1
1,2,4-Trichlorobenzene	<0.19		2.0	0.19	ppb v/v			08/26/22 14:58	1
1,2,4-Trimethylbenzene	<0.047		0.20	0.047	ppb v/v			08/26/22 14:58	1
1,2-Dibromoethane	<0.046		0.20	0.046	ppb v/v			08/26/22 14:58	1
1,2-Dichloro-1,1,2,2-tetrafluoroethane	<0.055		0.20	0.055	ppb v/v			08/26/22 14:58	1
1,2-Dichlorobenzene	<0.070		0.20	0.070	ppb v/v			08/26/22 14:58	1
1,2-Dichloroethane	<0.15		0.20	0.15	ppb v/v			08/26/22 14:58	1
1,2-Dichloropropane	<0.087		0.20	0.087	ppb v/v			08/26/22 14:58	1
1,3,5-Trimethylbenzene	<0.044		0.20	0.044	ppb v/v			08/26/22 14:58	1
1,3-Dichlorobenzene	<0.089		0.20	0.089	ppb v/v			08/26/22 14:58	1
1,4-Dichlorobenzene	<0.095		0.20	0.095	ppb v/v			08/26/22 14:58	1
1,4-Dioxane	<1.7		5.0	1.7	ppb v/v			08/26/22 14:58	1
2-Butanone (MEK)	<0.17		1.0	0.17	ppb v/v			08/26/22 14:58	1
4-Methyl-2-pentanone (MIBK)	<0.19		0.50	0.19	ppb v/v			08/26/22 14:58	1
Acetone	<2.0		5.0	2.0	ppb v/v			08/26/22 14:58	1
Benzene	<0.074		0.20	0.074	ppb v/v			08/26/22 14:58	1
Benzyl chloride	<0.074		0.80	0.074	ppb v/v			08/26/22 14:58	1
Dichlorobromomethane	<0.040		0.20	0.040	ppb v/v			08/26/22 14:58	1
Bromoform	<0.058		0.20	0.058	ppb v/v			08/26/22 14:58	1
Bromomethane	<0.052		0.20	0.052	ppb v/v			08/26/22 14:58	1
Carbon disulfide	<0.13		0.50	0.13	ppb v/v			08/26/22 14:58	1
Carbon tetrachloride	<0.032		0.20	0.032	ppb v/v			08/26/22 14:58	1
Chlorobenzene	<0.043		0.20	0.043	ppb v/v			08/26/22 14:58	1
Chloroethane	<0.25		0.80	0.25	ppb v/v			08/26/22 14:58	1
Chloroform	<0.046		0.20	0.046	ppb v/v			08/26/22 14:58	1
Chloromethane	<0.12		0.50	0.12	ppb v/v			08/26/22 14:58	1
cis-1,2-Dichloroethene	0.072 J		0.20	0.033	ppb v/v			08/26/22 14:58	1
cis-1,3-Dichloropropene	<0.020		0.20	0.020	ppb v/v			08/26/22 14:58	1
Cyclohexane	<0.035		0.50	0.035	ppb v/v			08/26/22 14:58	1
Dibromochloromethane	<0.031		0.20	0.031	ppb v/v			08/26/22 14:58	1
Dichlorodifluoromethane	0.34 J		0.50	0.11	ppb v/v			08/26/22 14:58	1
Ethylbenzene	<0.10		0.20	0.10	ppb v/v			08/26/22 14:58	1
Hexachlorobutadiene	<0.031		2.0	0.031	ppb v/v			08/26/22 14:58	1
Hexane	<0.23		0.80	0.23	ppb v/v			08/26/22 14:58	1
Isopropyl alcohol	<0.98		5.0	0.98	ppb v/v			08/26/22 14:58	1
Isopropylbenzene	<0.037		0.80	0.037	ppb v/v			08/26/22 14:58	1
Methyl tert-butyl ether	<0.080		1.0	0.080	ppb v/v			08/26/22 14:58	1
Methylene Chloride	<0.17		0.50	0.17	ppb v/v			08/26/22 14:58	1
m-Xylene & p-Xylene	<0.17		0.80	0.17	ppb v/v			08/26/22 14:58	1
Naphthalene	<0.17		0.50	0.17	ppb v/v			08/26/22 14:58	1
o-Xylene	<0.094		0.20	0.094	ppb v/v			08/26/22 14:58	1
Styrene	<0.032		0.20	0.032	ppb v/v			08/26/22 14:58	1
Tetrachloroethene	0.20		0.20	0.027	ppb v/v			08/26/22 14:58	1
Tetrahydrofuran	<1.2		5.0	1.2	ppb v/v			08/26/22 14:58	1

Eurofins Chicago

Client Sample Results

Client: Stantec Consulting Corp.
 Project/Site: Cedarburg Light & Utility - 193709024

Job ID: 500-221332-1

Client Sample ID: SS-1

Lab Sample ID: 500-221332-1

Date Collected: 08/24/22 09:27

Matrix: Air

Date Received: 08/25/22 10:30

Method: TO-15 - Volatile Organic Compounds in Ambient Air (Continued)

Analyte	Result	Qualifier	RL	MDL	Unit	D	Prepared	Analyzed	Dil Fac
Toluene	<0.093		0.20	0.093	ppb v/v			08/26/22 14:58	1
trans-1,2-Dichloroethene	<0.088		0.20	0.088	ppb v/v			08/26/22 14:58	1
trans-1,3-Dichloropropene	<0.089		0.20	0.089	ppb v/v			08/26/22 14:58	1
Trichloroethene	<0.024		0.20	0.024	ppb v/v			08/26/22 14:58	1
Trichlorofluoromethane	<0.052		0.20	0.052	ppb v/v			08/26/22 14:58	1
Vinyl acetate	<2.1		5.0	2.1	ppb v/v			08/26/22 14:58	1
Vinyl bromide	<0.085		0.20	0.085	ppb v/v			08/26/22 14:58	1
Vinyl chloride	<0.028		0.20	0.028	ppb v/v			08/26/22 14:58	1
Xylenes, Total	<0.26		0.40	0.26	ppb v/v			08/26/22 14:58	1
Analyte	Result	Qualifier	RL	MDL	Unit	D	Prepared	Analyzed	Dil Fac
1,1,1-Trichloroethane	<0.21		1.1	0.21	ug/m3			08/26/22 14:58	1
1,1,2,2-Tetrachloroethane	<0.30		1.4	0.30	ug/m3			08/26/22 14:58	1
1,1,2-Trichloro-1,2,2-trifluoroethane	<0.42		1.5	0.42	ug/m3			08/26/22 14:58	1
1,1,2-Trichloroethane	<0.19		1.1	0.19	ug/m3			08/26/22 14:58	1
1,1-Dichloroethane	<0.12		0.81	0.12	ug/m3			08/26/22 14:58	1
1,1-Dichloroethene	<0.11		0.79	0.11	ug/m3			08/26/22 14:58	1
1,2,4-Trichlorobenzene	<1.4		15	1.4	ug/m3			08/26/22 14:58	1
1,2,4-Trimethylbenzene	<0.23		0.98	0.23	ug/m3			08/26/22 14:58	1
1,2-Dibromoethane	<0.35		1.5	0.35	ug/m3			08/26/22 14:58	1
1,2-Dichloro-1,1,2,2-tetrafluoroethane	<0.38		1.4	0.38	ug/m3			08/26/22 14:58	1
1,2-Dichlorobenzene	<0.42		1.2	0.42	ug/m3			08/26/22 14:58	1
1,2-Dichloroethane	<0.61		0.81	0.61	ug/m3			08/26/22 14:58	1
1,2-Dichloropropane	<0.40		0.92	0.40	ug/m3			08/26/22 14:58	1
1,3,5-Trimethylbenzene	<0.22		0.98	0.22	ug/m3			08/26/22 14:58	1
1,3-Dichlorobenzene	<0.54		1.2	0.54	ug/m3			08/26/22 14:58	1
1,4-Dichlorobenzene	<0.57		1.2	0.57	ug/m3			08/26/22 14:58	1
1,4-Dioxane	<6.1		18	6.1	ug/m3			08/26/22 14:58	1
2-Butanone (MEK)	<0.50		2.9	0.50	ug/m3			08/26/22 14:58	1
4-Methyl-2-pentanone (MIBK)	<0.78		2.0	0.78	ug/m3			08/26/22 14:58	1
Acetone	<4.8		12	4.8	ug/m3			08/26/22 14:58	1
Benzene	<0.24		0.64	0.24	ug/m3			08/26/22 14:58	1
Benzyl chloride	<0.38		4.1	0.38	ug/m3			08/26/22 14:58	1
Dichlorobromomethane	<0.27		1.3	0.27	ug/m3			08/26/22 14:58	1
Bromoform	<0.60		2.1	0.60	ug/m3			08/26/22 14:58	1
Bromomethane	<0.20		0.78	0.20	ug/m3			08/26/22 14:58	1
Carbon disulfide	<0.40		1.6	0.40	ug/m3			08/26/22 14:58	1
Carbon tetrachloride	<0.20		1.3	0.20	ug/m3			08/26/22 14:58	1
Chlorobenzene	<0.20		0.92	0.20	ug/m3			08/26/22 14:58	1
Chloroethane	<0.66		2.1	0.66	ug/m3			08/26/22 14:58	1
Chloroform	<0.22		0.98	0.22	ug/m3			08/26/22 14:58	1
Chloromethane	<0.25		1.0	0.25	ug/m3			08/26/22 14:58	1
cis-1,2-Dichloroethene	0.29 J		0.79	0.13	ug/m3			08/26/22 14:58	1
cis-1,3-Dichloropropene	<0.091		0.91	0.091	ug/m3			08/26/22 14:58	1
Cyclohexane	<0.12		1.7	0.12	ug/m3			08/26/22 14:58	1
Dibromochloromethane	<0.26		1.7	0.26	ug/m3			08/26/22 14:58	1
Dichlorodifluoromethane	1.7 J		2.5	0.54	ug/m3			08/26/22 14:58	1
Ethylbenzene	<0.43		0.87	0.43	ug/m3			08/26/22 14:58	1
Hexachlorobutadiene	<0.33		21	0.33	ug/m3			08/26/22 14:58	1
Hexane	<0.81		2.8	0.81	ug/m3			08/26/22 14:58	1

Eurofins Chicago

Client Sample Results

Client: Stantec Consulting Corp.
 Project/Site: Cedarburg Light & Utility - 193709024

Job ID: 500-221332-1

Client Sample ID: SS-1

Lab Sample ID: 500-221332-1

Date Collected: 08/24/22 09:27

Matrix: Air

Date Received: 08/25/22 10:30

Method: TO-15 - Volatile Organic Compounds in Ambient Air (Continued)

Analyte	Result	Qualifier	RL	MDL	Unit	D	Prepared	Analyzed	Dil Fac
Isopropyl alcohol	<2.4		12	2.4	ug/m3			08/26/22 14:58	1
Isopropylbenzene	<0.18		3.9	0.18	ug/m3			08/26/22 14:58	1
Methyl tert-butyl ether	<0.29		3.6	0.29	ug/m3			08/26/22 14:58	1
Methylene Chloride	<0.59		1.7	0.59	ug/m3			08/26/22 14:58	1
m-Xylene & p-Xylene	<0.74		3.5	0.74	ug/m3			08/26/22 14:58	1
Naphthalene	<0.89		2.6	0.89	ug/m3			08/26/22 14:58	1
o-Xylene	<0.41		0.87	0.41	ug/m3			08/26/22 14:58	1
Styrene	<0.14		0.85	0.14	ug/m3			08/26/22 14:58	1
Tetrachloroethene	1.3		1.4	0.18	ug/m3			08/26/22 14:58	1
Tetrahydrofuran	<3.5		15	3.5	ug/m3			08/26/22 14:58	1
Toluene	<0.35		0.75	0.35	ug/m3			08/26/22 14:58	1
trans-1,2-Dichloroethene	<0.35		0.79	0.35	ug/m3			08/26/22 14:58	1
trans-1,3-Dichloropropene	<0.40		0.91	0.40	ug/m3			08/26/22 14:58	1
Trichloroethene	<0.13		1.1	0.13	ug/m3			08/26/22 14:58	1
Trichlorofluoromethane	<0.29		1.1	0.29	ug/m3			08/26/22 14:58	1
Vinyl acetate	<7.4		18	7.4	ug/m3			08/26/22 14:58	1
Vinyl bromide	<0.37		0.87	0.37	ug/m3			08/26/22 14:58	1
Vinyl chloride	<0.072		0.51	0.072	ug/m3			08/26/22 14:58	1
Xylenes, Total	<1.1		1.7	1.1	ug/m3			08/26/22 14:58	1

Client Sample Results

Client: Stantec Consulting Corp.
Project/Site: Cedarburg Light & Utility - 193709024

Job ID: 500-221332-1

Client Sample ID: SS-2

Lab Sample ID: 500-221332-2

Date Collected: 08/24/22 10:14

Matrix: Air

Date Received: 08/25/22 10:30

Method: TO-15 - Volatile Organic Compounds in Ambient Air

Analyte	Result	Qualifier	RL	MDL	Unit	D	Prepared	Analyzed	Dil Fac
1,1,1-Trichloroethane	0.45	J	1.2	0.24	ppb v/v			08/28/22 17:28	6.06
1,1,2,2-Tetrachloroethane	<0.26		1.2	0.26	ppb v/v			08/28/22 17:28	6.06
1,1,2-Trichloro-1,2,2-trifluoroethane	<0.33		1.2	0.33	ppb v/v			08/28/22 17:28	6.06
1,1,2-Trichloroethane	<0.21		1.2	0.21	ppb v/v			08/28/22 17:28	6.06
1,1-Dichloroethane	<0.18		1.2	0.18	ppb v/v			08/28/22 17:28	6.06
1,1-Dichloroethene	<0.18		1.2	0.18	ppb v/v			08/28/22 17:28	6.06
1,2,4-Trichlorobenzene	<1.2		12	1.2	ppb v/v			08/28/22 17:28	6.06
1,2,4-Trimethylbenzene	<0.28		1.2	0.28	ppb v/v			08/28/22 17:28	6.06
1,2-Dibromoethane	<0.28		1.2	0.28	ppb v/v			08/28/22 17:28	6.06
1,2-Dichloro-1,1,2,2-tetrafluoroethane	<0.33		1.2	0.33	ppb v/v			08/28/22 17:28	6.06
1,2-Dichlorobenzene	<0.42		1.2	0.42	ppb v/v			08/28/22 17:28	6.06
1,2-Dichloroethane	<0.91		1.2	0.91	ppb v/v			08/28/22 17:28	6.06
1,2-Dichloropropane	<0.53		1.2	0.53	ppb v/v			08/28/22 17:28	6.06
1,3,5-Trimethylbenzene	<0.27		1.2	0.27	ppb v/v			08/28/22 17:28	6.06
1,3-Dichlorobenzene	<0.54		1.2	0.54	ppb v/v			08/28/22 17:28	6.06
1,4-Dichlorobenzene	<0.58		1.2	0.58	ppb v/v			08/28/22 17:28	6.06
1,4-Dioxane	<10		30	10	ppb v/v			08/28/22 17:28	6.06
2-Butanone (MEK)	2.0	J	6.1	1.0	ppb v/v			08/28/22 17:28	6.06
4-Methyl-2-pentanone (MIBK)	<1.2		3.0	1.2	ppb v/v			08/28/22 17:28	6.06
Acetone	20	J	30	12	ppb v/v			08/28/22 17:28	6.06
Benzene	0.91	J	1.2	0.45	ppb v/v			08/28/22 17:28	6.06
Benzyl chloride	<0.45		4.8	0.45	ppb v/v			08/28/22 17:28	6.06
Dichlorobromomethane	<0.24		1.2	0.24	ppb v/v			08/28/22 17:28	6.06
Bromoform	<0.35		1.2	0.35	ppb v/v			08/28/22 17:28	6.06
Bromomethane	<0.32		1.2	0.32	ppb v/v			08/28/22 17:28	6.06
Carbon disulfide	1.2	J	3.0	0.79	ppb v/v			08/28/22 17:28	6.06
Carbon tetrachloride	<0.19		1.2	0.19	ppb v/v			08/28/22 17:28	6.06
Chlorobenzene	<0.26		1.2	0.26	ppb v/v			08/28/22 17:28	6.06
Chloroethane	<1.5	*+	4.8	1.5	ppb v/v			08/28/22 17:28	6.06
Chloroform	<0.28		1.2	0.28	ppb v/v			08/28/22 17:28	6.06
Chloromethane	<0.73		3.0	0.73	ppb v/v			08/28/22 17:28	6.06
cis-1,2-Dichloroethene	<0.20		1.2	0.20	ppb v/v			08/28/22 17:28	6.06
cis-1,3-Dichloropropene	<0.12		1.2	0.12	ppb v/v			08/28/22 17:28	6.06
Cyclohexane	1.8	J**	3.0	0.21	ppb v/v			08/28/22 17:28	6.06
Dibromochloromethane	<0.19		1.2	0.19	ppb v/v			08/28/22 17:28	6.06
Dichlorodifluoromethane	<0.67		3.0	0.67	ppb v/v			08/28/22 17:28	6.06
Ethylbenzene	<0.61		1.2	0.61	ppb v/v			08/28/22 17:28	6.06
Hexachlorobutadiene	<0.19		12	0.19	ppb v/v			08/28/22 17:28	6.06
Hexane	3.8	J	4.8	1.4	ppb v/v			08/28/22 17:28	6.06
Isopropyl alcohol	<5.9		30	5.9	ppb v/v			08/28/22 17:28	6.06
Isopropylbenzene	<0.22		4.8	0.22	ppb v/v			08/28/22 17:28	6.06
Methyl tert-butyl ether	<0.48		6.1	0.48	ppb v/v			08/28/22 17:28	6.06
Methylene Chloride	<1.0		3.0	1.0	ppb v/v			08/28/22 17:28	6.06
m-Xylene & p-Xylene	<1.0		4.8	1.0	ppb v/v			08/28/22 17:28	6.06
Naphthalene	<1.0		3.0	1.0	ppb v/v			08/28/22 17:28	6.06
o-Xylene	0.57	J	1.2	0.57	ppb v/v			08/28/22 17:28	6.06
Styrene	<0.19		1.2	0.19	ppb v/v			08/28/22 17:28	6.06
Tetrachloroethene	110		1.2	0.16	ppb v/v			08/28/22 17:28	6.06
Tetrahydrofuran	<7.3		30	7.3	ppb v/v			08/28/22 17:28	6.06

Eurofins Chicago

Client Sample Results

Client: Stantec Consulting Corp.
Project/Site: Cedarburg Light & Utility - 193709024

Job ID: 500-221332-1

Client Sample ID: SS-2

Lab Sample ID: 500-221332-2

Date Collected: 08/24/22 10:14

Matrix: Air

Date Received: 08/25/22 10:30

Method: TO-15 - Volatile Organic Compounds in Ambient Air (Continued)

Analyte	Result	Qualifier	RL	MDL	Unit	D	Prepared	Analyzed	Dil Fac
Toluene	2.4		1.2	0.56	ppb v/v			08/28/22 17:28	6.06
trans-1,2-Dichloroethene	<0.53		1.2	0.53	ppb v/v			08/28/22 17:28	6.06
trans-1,3-Dichloropropene	<0.54		1.2	0.54	ppb v/v			08/28/22 17:28	6.06
Trichloroethene	0.27 J		1.2	0.15	ppb v/v			08/28/22 17:28	6.06
Trichlorofluoromethane	<0.32		1.2	0.32	ppb v/v			08/28/22 17:28	6.06
Vinyl acetate	<13		30	13	ppb v/v			08/28/22 17:28	6.06
Vinyl bromide	<0.52		1.2	0.52	ppb v/v			08/28/22 17:28	6.06
Vinyl chloride	<0.17		1.2	0.17	ppb v/v			08/28/22 17:28	6.06
Xylenes, Total	<1.6		2.4	1.6	ppb v/v			08/28/22 17:28	6.06
Analyte	Result	Qualifier	RL	MDL	Unit	D	Prepared	Analyzed	Dil Fac
1,1,1-Trichloroethane	2.5 J		6.6	1.3	ug/m3			08/28/22 17:28	6.06
1,1,1,2-Tetrachloroethane	<1.8		8.3	1.8	ug/m3			08/28/22 17:28	6.06
1,1,2-Trichloro-1,2,2-trifluoroethane	<2.6		9.3	2.6	ug/m3			08/28/22 17:28	6.06
1,1,2-Trichloroethane	<1.1		6.6	1.1	ug/m3			08/28/22 17:28	6.06
1,1-Dichloroethane	<0.71		4.9	0.71	ug/m3			08/28/22 17:28	6.06
1,1-Dichloroethene	<0.70		4.8	0.70	ug/m3			08/28/22 17:28	6.06
1,2,4-Trichlorobenzene	<8.5		90	8.5	ug/m3			08/28/22 17:28	6.06
1,2,4-Trimethylbenzene	<1.4		6.0	1.4	ug/m3			08/28/22 17:28	6.06
1,2-Dibromoethane	<2.1		9.3	2.1	ug/m3			08/28/22 17:28	6.06
1,2-Dichloro-1,1,2,2-tetrafluoroethane	<2.3		8.5	2.3	ug/m3			08/28/22 17:28	6.06
1,2-Dichlorobenzene	<2.6		7.3	2.6	ug/m3			08/28/22 17:28	6.06
1,2-Dichloroethane	<3.7		4.9	3.7	ug/m3			08/28/22 17:28	6.06
1,2-Dichloropropane	<2.4		5.6	2.4	ug/m3			08/28/22 17:28	6.06
1,3,5-Trimethylbenzene	<1.3		6.0	1.3	ug/m3			08/28/22 17:28	6.06
1,3-Dichlorobenzene	<3.2		7.3	3.2	ug/m3			08/28/22 17:28	6.06
1,4-Dichlorobenzene	<3.5		7.3	3.5	ug/m3			08/28/22 17:28	6.06
1,4-Dioxane	<37		110	37	ug/m3			08/28/22 17:28	6.06
2-Butanone (MEK)	5.8 J		18	3.0	ug/m3			08/28/22 17:28	6.06
4-Methyl-2-pentanone (MIBK)	<4.7		12	4.7	ug/m3			08/28/22 17:28	6.06
Acetone	47 J		72	29	ug/m3			08/28/22 17:28	6.06
Benzene	2.9 J		3.9	1.4	ug/m3			08/28/22 17:28	6.06
Benzyl chloride	<2.3		25	2.3	ug/m3			08/28/22 17:28	6.06
Dichlorobromomethane	<1.6		8.1	1.6	ug/m3			08/28/22 17:28	6.06
Bromoform	<3.6		13	3.6	ug/m3			08/28/22 17:28	6.06
Bromomethane	<1.2		4.7	1.2	ug/m3			08/28/22 17:28	6.06
Carbon disulfide	3.8 J		9.4	2.5	ug/m3			08/28/22 17:28	6.06
Carbon tetrachloride	<1.2		7.6	1.2	ug/m3			08/28/22 17:28	6.06
Chlorobenzene	<1.2		5.6	1.2	ug/m3			08/28/22 17:28	6.06
Chloroethane	<4.0 *+		13	4.0	ug/m3			08/28/22 17:28	6.06
Chloroform	<1.4		5.9	1.4	ug/m3			08/28/22 17:28	6.06
Chloromethane	<1.5		6.3	1.5	ug/m3			08/28/22 17:28	6.06
cis-1,2-Dichloroethene	<0.79		4.8	0.79	ug/m3			08/28/22 17:28	6.06
cis-1,3-Dichloropropene	<0.55		5.5	0.55	ug/m3			08/28/22 17:28	6.06
Cyclohexane	6.2 J *+		10	0.73	ug/m3			08/28/22 17:28	6.06
Dibromochloromethane	<1.6		10	1.6	ug/m3			08/28/22 17:28	6.06
Dichlorodifluoromethane	<3.3		15	3.3	ug/m3			08/28/22 17:28	6.06
Ethylbenzene	<2.6		5.3	2.6	ug/m3			08/28/22 17:28	6.06
Hexachlorobutadiene	<2.0		130	2.0	ug/m3			08/28/22 17:28	6.06
Hexane	13 J		17	4.9	ug/m3			08/28/22 17:28	6.06

Eurofins Chicago

Client Sample Results

Client: Stantec Consulting Corp.
 Project/Site: Cedarburg Light & Utility - 193709024

Job ID: 500-221332-1

Client Sample ID: SS-2

Lab Sample ID: 500-221332-2

Date Collected: 08/24/22 10:14

Matrix: Air

Date Received: 08/25/22 10:30

Method: TO-15 - Volatile Organic Compounds in Ambient Air (Continued)

Analyte	Result	Qualifier	RL	MDL	Unit	D	Prepared	Analyzed	Dil Fac
Isopropyl alcohol	<15		74	15	ug/m3			08/28/22 17:28	6.06
Isopropylbenzene	<1.1		24	1.1	ug/m3			08/28/22 17:28	6.06
Methyl tert-butyl ether	<1.7		22	1.7	ug/m3			08/28/22 17:28	6.06
Methylene Chloride	<3.6		11	3.6	ug/m3			08/28/22 17:28	6.06
m-Xylene & p-Xylene	<4.5		21	4.5	ug/m3			08/28/22 17:28	6.06
Naphthalene	<5.4		16	5.4	ug/m3			08/28/22 17:28	6.06
o-Xylene	2.5	J	5.3	2.5	ug/m3			08/28/22 17:28	6.06
Styrene	<0.83		5.2	0.83	ug/m3			08/28/22 17:28	6.06
Tetrachloroethene	770		8.2	1.1	ug/m3			08/28/22 17:28	6.06
Tetrahydrofuran	<21		89	21	ug/m3			08/28/22 17:28	6.06
Toluene	9.0		4.6	2.1	ug/m3			08/28/22 17:28	6.06
trans-1,2-Dichloroethene	<2.1		4.8	2.1	ug/m3			08/28/22 17:28	6.06
trans-1,3-Dichloropropene	<2.4		5.5	2.4	ug/m3			08/28/22 17:28	6.06
Trichloroethene	1.5	J	6.5	0.78	ug/m3			08/28/22 17:28	6.06
Trichlorofluoromethane	<1.8		6.8	1.8	ug/m3			08/28/22 17:28	6.06
Vinyl acetate	<45		110	45	ug/m3			08/28/22 17:28	6.06
Vinyl bromide	<2.3		5.3	2.3	ug/m3			08/28/22 17:28	6.06
Vinyl chloride	<0.43		3.1	0.43	ug/m3			08/28/22 17:28	6.06
Xylenes, Total	<6.8		11	6.8	ug/m3			08/28/22 17:28	6.06

Client Sample Results

Client: Stantec Consulting Corp.
Project/Site: Cedarburg Light & Utility - 193709024

Job ID: 500-221332-1

Client Sample ID: IA-1

Lab Sample ID: 500-221332-3

Date Collected: 08/24/22 16:32

Matrix: Air

Date Received: 08/25/22 10:30

Method: TO-15 - Volatile Organic Compounds in Ambient Air

Analyte	Result	Qualifier	RL	MDL	Unit	D	Prepared	Analyzed	Dil Fac
1,1,1-Trichloroethane	<0.039		0.20	0.039	ppb v/v			08/25/22 20:00	1
1,1,2,2-Tetrachloroethane	<0.043		0.20	0.043	ppb v/v			08/25/22 20:00	1
1,1,2-Trichloro-1,2,2-trifluoroethane	0.056	J	0.20	0.055	ppb v/v			08/25/22 20:00	1
1,1,2-Trichloroethane	<0.034		0.20	0.034	ppb v/v			08/25/22 20:00	1
1,1-Dichloroethane	<0.029		0.20	0.029	ppb v/v			08/25/22 20:00	1
1,1-Dichloroethene	<0.029		0.20	0.029	ppb v/v			08/25/22 20:00	1
1,2,4-Trichlorobenzene	<0.19		2.0	0.19	ppb v/v			08/25/22 20:00	1
1,2,4-Trimethylbenzene	<0.047		0.20	0.047	ppb v/v			08/25/22 20:00	1
1,2-Dibromoethane	<0.046		0.20	0.046	ppb v/v			08/25/22 20:00	1
1,2-Dichloro-1,1,2,2-tetrafluoroethane	<0.055		0.20	0.055	ppb v/v			08/25/22 20:00	1
1,2-Dichlorobenzene	<0.070		0.20	0.070	ppb v/v			08/25/22 20:00	1
1,2-Dichloroethane	<0.15		0.20	0.15	ppb v/v			08/25/22 20:00	1
1,2-Dichloropropane	<0.087		0.20	0.087	ppb v/v			08/25/22 20:00	1
1,3,5-Trimethylbenzene	<0.044		0.20	0.044	ppb v/v			08/25/22 20:00	1
1,3-Dichlorobenzene	<0.089		0.20	0.089	ppb v/v			08/25/22 20:00	1
1,4-Dichlorobenzene	<0.095		0.20	0.095	ppb v/v			08/25/22 20:00	1
1,4-Dioxane	<1.7		5.0	1.7	ppb v/v			08/25/22 20:00	1
2-Butanone (MEK)	0.42	J	1.0	0.17	ppb v/v			08/25/22 20:00	1
4-Methyl-2-pentanone (MIBK)	<0.19		0.50	0.19	ppb v/v			08/25/22 20:00	1
Acetone	3.6	J	5.0	2.0	ppb v/v			08/25/22 20:00	1
Benzene	<0.074		0.20	0.074	ppb v/v			08/25/22 20:00	1
Benzyl chloride	<0.074		0.80	0.074	ppb v/v			08/25/22 20:00	1
Dichlorobromomethane	<0.040		0.20	0.040	ppb v/v			08/25/22 20:00	1
Bromoform	<0.058		0.20	0.058	ppb v/v			08/25/22 20:00	1
Bromomethane	<0.052		0.20	0.052	ppb v/v			08/25/22 20:00	1
Carbon disulfide	<0.13		0.50	0.13	ppb v/v			08/25/22 20:00	1
Carbon tetrachloride	0.055	J	0.20	0.032	ppb v/v			08/25/22 20:00	1
Chlorobenzene	<0.043		0.20	0.043	ppb v/v			08/25/22 20:00	1
Chloroethane	<0.25		0.80	0.25	ppb v/v			08/25/22 20:00	1
Chloroform	<0.046		0.20	0.046	ppb v/v			08/25/22 20:00	1
Chloromethane	0.42	J	0.50	0.12	ppb v/v			08/25/22 20:00	1
cis-1,2-Dichloroethene	<0.033		0.20	0.033	ppb v/v			08/25/22 20:00	1
cis-1,3-Dichloropropene	<0.020		0.20	0.020	ppb v/v			08/25/22 20:00	1
Cyclohexane	<0.035		0.50	0.035	ppb v/v			08/25/22 20:00	1
Dibromochloromethane	<0.031		0.20	0.031	ppb v/v			08/25/22 20:00	1
Dichlorodifluoromethane	0.31	J	0.50	0.11	ppb v/v			08/25/22 20:00	1
Ethylbenzene	<0.10		0.20	0.10	ppb v/v			08/25/22 20:00	1
Hexachlorobutadiene	<0.031		2.0	0.031	ppb v/v			08/25/22 20:00	1
Hexane	<0.23		0.80	0.23	ppb v/v			08/25/22 20:00	1
Isopropyl alcohol	<0.98		5.0	0.98	ppb v/v			08/25/22 20:00	1
Isopropylbenzene	<0.037		0.80	0.037	ppb v/v			08/25/22 20:00	1
Methyl tert-butyl ether	<0.080		1.0	0.080	ppb v/v			08/25/22 20:00	1
Methylene Chloride	<0.17		0.50	0.17	ppb v/v			08/25/22 20:00	1
m-Xylene & p-Xylene	<0.17		0.80	0.17	ppb v/v			08/25/22 20:00	1
Naphthalene	<0.17		0.50	0.17	ppb v/v			08/25/22 20:00	1
o-Xylene	<0.094		0.20	0.094	ppb v/v			08/25/22 20:00	1
Styrene	<0.032		0.20	0.032	ppb v/v			08/25/22 20:00	1
Tetrachloroethene	<0.027		0.20	0.027	ppb v/v			08/25/22 20:00	1
Tetrahydrofuran	<1.2		5.0	1.2	ppb v/v			08/25/22 20:00	1

Eurofins Chicago

Client Sample Results

Client: Stantec Consulting Corp.
 Project/Site: Cedarburg Light & Utility - 193709024

Job ID: 500-221332-1

Client Sample ID: IA-1

Lab Sample ID: 500-221332-3

Date Collected: 08/24/22 16:32

Matrix: Air

Date Received: 08/25/22 10:30

Method: TO-15 - Volatile Organic Compounds in Ambient Air (Continued)

Analyte	Result	Qualifier	RL	MDL	Unit	D	Prepared	Analyzed	Dil Fac
Toluene	<0.093		0.20	0.093	ppb v/v			08/25/22 20:00	1
trans-1,2-Dichloroethene	<0.088		0.20	0.088	ppb v/v			08/25/22 20:00	1
trans-1,3-Dichloropropene	<0.089		0.20	0.089	ppb v/v			08/25/22 20:00	1
Trichloroethene	<0.024		0.20	0.024	ppb v/v			08/25/22 20:00	1
Trichlorofluoromethane	0.17	J	0.20	0.052	ppb v/v			08/25/22 20:00	1
Vinyl acetate	<2.1		5.0	2.1	ppb v/v			08/25/22 20:00	1
Vinyl bromide	<0.085		0.20	0.085	ppb v/v			08/25/22 20:00	1
Vinyl chloride	<0.028		0.20	0.028	ppb v/v			08/25/22 20:00	1
Xylenes, Total	<0.26		0.40	0.26	ppb v/v			08/25/22 20:00	1
Analyte	Result	Qualifier	RL	MDL	Unit	D	Prepared	Analyzed	Dil Fac
1,1,1-Trichloroethane	<0.21		1.1	0.21	ug/m3			08/25/22 20:00	1
1,1,1,2-Tetrachloroethane	<0.30		1.4	0.30	ug/m3			08/25/22 20:00	1
1,1,2-Trichloro-1,2,2-trifluoroethane	0.43	J	1.5	0.42	ug/m3			08/25/22 20:00	1
1,1,2-Trichloroethane	<0.19		1.1	0.19	ug/m3			08/25/22 20:00	1
1,1-Dichloroethane	<0.12		0.81	0.12	ug/m3			08/25/22 20:00	1
1,1-Dichloroethene	<0.11		0.79	0.11	ug/m3			08/25/22 20:00	1
1,2,4-Trichlorobenzene	<1.4		15	1.4	ug/m3			08/25/22 20:00	1
1,2,4-Trimethylbenzene	<0.23		0.98	0.23	ug/m3			08/25/22 20:00	1
1,2-Dibromoethane	<0.35		1.5	0.35	ug/m3			08/25/22 20:00	1
1,2-Dichloro-1,1,2,2-tetrafluoroethane	<0.38		1.4	0.38	ug/m3			08/25/22 20:00	1
1,2-Dichlorobenzene	<0.42		1.2	0.42	ug/m3			08/25/22 20:00	1
1,2-Dichloroethane	<0.61		0.81	0.61	ug/m3			08/25/22 20:00	1
1,2-Dichloropropane	<0.40		0.92	0.40	ug/m3			08/25/22 20:00	1
1,3,5-Trimethylbenzene	<0.22		0.98	0.22	ug/m3			08/25/22 20:00	1
1,3-Dichlorobenzene	<0.54		1.2	0.54	ug/m3			08/25/22 20:00	1
1,4-Dichlorobenzene	<0.57		1.2	0.57	ug/m3			08/25/22 20:00	1
1,4-Dioxane	<6.1		18	6.1	ug/m3			08/25/22 20:00	1
2-Butanone (MEK)	1.2	J	2.9	0.50	ug/m3			08/25/22 20:00	1
4-Methyl-2-pentanone (MIBK)	<0.78		2.0	0.78	ug/m3			08/25/22 20:00	1
Acetone	8.5	J	12	4.8	ug/m3			08/25/22 20:00	1
Benzene	<0.24		0.64	0.24	ug/m3			08/25/22 20:00	1
Benzyl chloride	<0.38		4.1	0.38	ug/m3			08/25/22 20:00	1
Dichlorobromomethane	<0.27		1.3	0.27	ug/m3			08/25/22 20:00	1
Bromoform	<0.60		2.1	0.60	ug/m3			08/25/22 20:00	1
Bromomethane	<0.20		0.78	0.20	ug/m3			08/25/22 20:00	1
Carbon disulfide	<0.40		1.6	0.40	ug/m3			08/25/22 20:00	1
Carbon tetrachloride	0.34	J	1.3	0.20	ug/m3			08/25/22 20:00	1
Chlorobenzene	<0.20		0.92	0.20	ug/m3			08/25/22 20:00	1
Chloroethane	<0.66		2.1	0.66	ug/m3			08/25/22 20:00	1
Chloroform	<0.22		0.98	0.22	ug/m3			08/25/22 20:00	1
Chloromethane	0.87	J	1.0	0.25	ug/m3			08/25/22 20:00	1
cis-1,2-Dichloroethene	<0.13		0.79	0.13	ug/m3			08/25/22 20:00	1
cis-1,3-Dichloropropene	<0.091		0.91	0.091	ug/m3			08/25/22 20:00	1
Cyclohexane	<0.12		1.7	0.12	ug/m3			08/25/22 20:00	1
Dibromochloromethane	<0.26		1.7	0.26	ug/m3			08/25/22 20:00	1
Dichlorodifluoromethane	1.6	J	2.5	0.54	ug/m3			08/25/22 20:00	1
Ethylbenzene	<0.43		0.87	0.43	ug/m3			08/25/22 20:00	1
Hexachlorobutadiene	<0.33		21	0.33	ug/m3			08/25/22 20:00	1

Eurofins Chicago

Client Sample Results

Client: Stantec Consulting Corp.
 Project/Site: Cedarburg Light & Utility - 193709024

Job ID: 500-221332-1

Client Sample ID: IA-1

Lab Sample ID: 500-221332-3

Date Collected: 08/24/22 16:32

Matrix: Air

Date Received: 08/25/22 10:30

Method: TO-15 - Volatile Organic Compounds in Ambient Air (Continued)

Analyte	Result	Qualifier	RL	MDL	Unit	D	Prepared	Analyzed	Dil Fac
Hexane	<0.81		2.8	0.81	ug/m3			08/25/22 20:00	1
Isopropyl alcohol	<2.4		12	2.4	ug/m3			08/25/22 20:00	1
Isopropylbenzene	<0.18		3.9	0.18	ug/m3			08/25/22 20:00	1
Methyl tert-butyl ether	<0.29		3.6	0.29	ug/m3			08/25/22 20:00	1
Methylene Chloride	<0.59		1.7	0.59	ug/m3			08/25/22 20:00	1
m-Xylene & p-Xylene	<0.74		3.5	0.74	ug/m3			08/25/22 20:00	1
Naphthalene	<0.89		2.6	0.89	ug/m3			08/25/22 20:00	1
o-Xylene	<0.41		0.87	0.41	ug/m3			08/25/22 20:00	1
Styrene	<0.14		0.85	0.14	ug/m3			08/25/22 20:00	1
Tetrachloroethene	<0.18		1.4	0.18	ug/m3			08/25/22 20:00	1
Tetrahydrofuran	<3.5		15	3.5	ug/m3			08/25/22 20:00	1
Toluene	<0.35		0.75	0.35	ug/m3			08/25/22 20:00	1
trans-1,2-Dichloroethene	<0.35		0.79	0.35	ug/m3			08/25/22 20:00	1
trans-1,3-Dichloropropene	<0.40		0.91	0.40	ug/m3			08/25/22 20:00	1
Trichloroethene	<0.13		1.1	0.13	ug/m3			08/25/22 20:00	1
Trichlorofluoromethane	0.96	J	1.1	0.29	ug/m3			08/25/22 20:00	1
Vinyl acetate	<7.4		18	7.4	ug/m3			08/25/22 20:00	1
Vinyl bromide	<0.37		0.87	0.37	ug/m3			08/25/22 20:00	1
Vinyl chloride	<0.072		0.51	0.072	ug/m3			08/25/22 20:00	1
Xylenes, Total	<1.1		1.7	1.1	ug/m3			08/25/22 20:00	1

Client Sample Results

Client: Stantec Consulting Corp.
 Project/Site: Cedarburg Light & Utility - 193709024

Job ID: 500-221332-1

Client Sample ID: IA-2

Lab Sample ID: 500-221332-4

Date Collected: 08/24/22 16:36

Matrix: Air

Date Received: 08/25/22 10:30

Method: TO-15 - Volatile Organic Compounds in Ambient Air

Analyte	Result	Qualifier	RL	MDL	Unit	D	Prepared	Analyzed	Dil Fac
1,1,1-Trichloroethane	<0.039		0.20	0.039	ppb v/v			08/25/22 20:53	1
1,1,2,2-Tetrachloroethane	<0.043		0.20	0.043	ppb v/v			08/25/22 20:53	1
1,1,2-Trichloro-1,2,2-trifluoroethane	0.056	J	0.20	0.055	ppb v/v			08/25/22 20:53	1
1,1,2-Trichloroethane	<0.034		0.20	0.034	ppb v/v			08/25/22 20:53	1
1,1-Dichloroethane	<0.029		0.20	0.029	ppb v/v			08/25/22 20:53	1
1,1-Dichloroethene	<0.029		0.20	0.029	ppb v/v			08/25/22 20:53	1
1,2,4-Trichlorobenzene	<0.19		2.0	0.19	ppb v/v			08/25/22 20:53	1
1,2,4-Trimethylbenzene	0.13	J	0.20	0.047	ppb v/v			08/25/22 20:53	1
1,2-Dibromoethane	<0.046		0.20	0.046	ppb v/v			08/25/22 20:53	1
1,2-Dichloro-1,1,2,2-tetrafluoroethane	<0.055		0.20	0.055	ppb v/v			08/25/22 20:53	1
1,2-Dichlorobenzene	<0.070		0.20	0.070	ppb v/v			08/25/22 20:53	1
1,2-Dichloroethane	<0.15		0.20	0.15	ppb v/v			08/25/22 20:53	1
1,2-Dichloropropane	<0.087		0.20	0.087	ppb v/v			08/25/22 20:53	1
1,3,5-Trimethylbenzene	<0.044		0.20	0.044	ppb v/v			08/25/22 20:53	1
1,3-Dichlorobenzene	<0.089		0.20	0.089	ppb v/v			08/25/22 20:53	1
1,4-Dichlorobenzene	<0.095		0.20	0.095	ppb v/v			08/25/22 20:53	1
1,4-Dioxane	<1.7		5.0	1.7	ppb v/v			08/25/22 20:53	1
2-Butanone (MEK)	0.67	J	1.0	0.17	ppb v/v			08/25/22 20:53	1
4-Methyl-2-pentanone (MIBK)	<0.19		0.50	0.19	ppb v/v			08/25/22 20:53	1
Acetone	6.7		5.0	2.0	ppb v/v			08/25/22 20:53	1
Benzene	<0.074		0.20	0.074	ppb v/v			08/25/22 20:53	1
Benzyl chloride	<0.074		0.80	0.074	ppb v/v			08/25/22 20:53	1
Dichlorobromomethane	<0.040		0.20	0.040	ppb v/v			08/25/22 20:53	1
Bromoform	<0.058		0.20	0.058	ppb v/v			08/25/22 20:53	1
Bromomethane	<0.052		0.20	0.052	ppb v/v			08/25/22 20:53	1
Carbon disulfide	<0.13		0.50	0.13	ppb v/v			08/25/22 20:53	1
Carbon tetrachloride	0.051	J	0.20	0.032	ppb v/v			08/25/22 20:53	1
Chlorobenzene	<0.043		0.20	0.043	ppb v/v			08/25/22 20:53	1
Chloroethane	<0.25		0.80	0.25	ppb v/v			08/25/22 20:53	1
Chloroform	<0.046		0.20	0.046	ppb v/v			08/25/22 20:53	1
Chloromethane	0.40	J	0.50	0.12	ppb v/v			08/25/22 20:53	1
cis-1,2-Dichloroethene	<0.033		0.20	0.033	ppb v/v			08/25/22 20:53	1
cis-1,3-Dichloropropene	<0.020		0.20	0.020	ppb v/v			08/25/22 20:53	1
Cyclohexane	<0.035		0.50	0.035	ppb v/v			08/25/22 20:53	1
Dibromochloromethane	<0.031		0.20	0.031	ppb v/v			08/25/22 20:53	1
Dichlorodifluoromethane	0.33	J	0.50	0.11	ppb v/v			08/25/22 20:53	1
Ethylbenzene	<0.10		0.20	0.10	ppb v/v			08/25/22 20:53	1
Hexachlorobutadiene	<0.031		2.0	0.031	ppb v/v			08/25/22 20:53	1
Hexane	<0.23		0.80	0.23	ppb v/v			08/25/22 20:53	1
Isopropyl alcohol	<0.98		5.0	0.98	ppb v/v			08/25/22 20:53	1
Isopropylbenzene	<0.037		0.80	0.037	ppb v/v			08/25/22 20:53	1
Methyl tert-butyl ether	<0.080		1.0	0.080	ppb v/v			08/25/22 20:53	1
Methylene Chloride	<0.17		0.50	0.17	ppb v/v			08/25/22 20:53	1
m-Xylene & p-Xylene	<0.17		0.80	0.17	ppb v/v			08/25/22 20:53	1
Naphthalene	<0.17		0.50	0.17	ppb v/v			08/25/22 20:53	1
o-Xylene	<0.094		0.20	0.094	ppb v/v			08/25/22 20:53	1
Styrene	<0.032		0.20	0.032	ppb v/v			08/25/22 20:53	1
Tetrachloroethene	0.041	J	0.20	0.027	ppb v/v			08/25/22 20:53	1
Tetrahydrofuran	<1.2		5.0	1.2	ppb v/v			08/25/22 20:53	1

Eurofins Chicago

Client Sample Results

Client: Stantec Consulting Corp.
Project/Site: Cedarburg Light & Utility - 193709024

Job ID: 500-221332-1

Client Sample ID: IA-2

Lab Sample ID: 500-221332-4

Date Collected: 08/24/22 16:36

Matrix: Air

Date Received: 08/25/22 10:30

Method: TO-15 - Volatile Organic Compounds in Ambient Air (Continued)

Analyte	Result	Qualifier	RL	MDL	Unit	D	Prepared	Analyzed	Dil Fac
Toluene	0.20		0.20	0.093	ppb v/v			08/25/22 20:53	1
trans-1,2-Dichloroethene	<0.088		0.20	0.088	ppb v/v			08/25/22 20:53	1
trans-1,3-Dichloropropene	<0.089		0.20	0.089	ppb v/v			08/25/22 20:53	1
Trichloroethene	<0.024		0.20	0.024	ppb v/v			08/25/22 20:53	1
Trichlorofluoromethane	0.16 J		0.20	0.052	ppb v/v			08/25/22 20:53	1
Vinyl acetate	<2.1		5.0	2.1	ppb v/v			08/25/22 20:53	1
Vinyl bromide	<0.085		0.20	0.085	ppb v/v			08/25/22 20:53	1
Vinyl chloride	<0.028		0.20	0.028	ppb v/v			08/25/22 20:53	1
Xylenes, Total	<0.26		0.40	0.26	ppb v/v			08/25/22 20:53	1
Analyte	Result	Qualifier	RL	MDL	Unit	D	Prepared	Analyzed	Dil Fac
1,1,1-Trichloroethane	<0.21		1.1	0.21	ug/m3			08/25/22 20:53	1
1,1,1,2-Tetrachloroethane	<0.30		1.4	0.30	ug/m3			08/25/22 20:53	1
1,1,2-Trichloro-1,2,2-trifluoroethane	0.43 J		1.5	0.42	ug/m3			08/25/22 20:53	1
1,1,2-Trichloroethane	<0.19		1.1	0.19	ug/m3			08/25/22 20:53	1
1,1-Dichloroethane	<0.12		0.81	0.12	ug/m3			08/25/22 20:53	1
1,1-Dichloroethene	<0.11		0.79	0.11	ug/m3			08/25/22 20:53	1
1,2,4-Trichlorobenzene	<1.4		15	1.4	ug/m3			08/25/22 20:53	1
1,2,4-Trimethylbenzene	0.64 J		0.98	0.23	ug/m3			08/25/22 20:53	1
1,2-Dibromoethane	<0.35		1.5	0.35	ug/m3			08/25/22 20:53	1
1,2-Dichloro-1,1,2,2-tetrafluoroethane	<0.38		1.4	0.38	ug/m3			08/25/22 20:53	1
1,2-Dichlorobenzene	<0.42		1.2	0.42	ug/m3			08/25/22 20:53	1
1,2-Dichloroethane	<0.61		0.81	0.61	ug/m3			08/25/22 20:53	1
1,2-Dichloropropane	<0.40		0.92	0.40	ug/m3			08/25/22 20:53	1
1,3,5-Trimethylbenzene	<0.22		0.98	0.22	ug/m3			08/25/22 20:53	1
1,3-Dichlorobenzene	<0.54		1.2	0.54	ug/m3			08/25/22 20:53	1
1,4-Dichlorobenzene	<0.57		1.2	0.57	ug/m3			08/25/22 20:53	1
1,4-Dioxane	<6.1		18	6.1	ug/m3			08/25/22 20:53	1
2-Butanone (MEK)	2.0 J		2.9	0.50	ug/m3			08/25/22 20:53	1
4-Methyl-2-pentanone (MIBK)	<0.78		2.0	0.78	ug/m3			08/25/22 20:53	1
Acetone	16		12	4.8	ug/m3			08/25/22 20:53	1
Benzene	<0.24		0.64	0.24	ug/m3			08/25/22 20:53	1
Benzyl chloride	<0.38		4.1	0.38	ug/m3			08/25/22 20:53	1
Dichlorobromomethane	<0.27		1.3	0.27	ug/m3			08/25/22 20:53	1
Bromoform	<0.60		2.1	0.60	ug/m3			08/25/22 20:53	1
Bromomethane	<0.20		0.78	0.20	ug/m3			08/25/22 20:53	1
Carbon disulfide	<0.40		1.6	0.40	ug/m3			08/25/22 20:53	1
Carbon tetrachloride	0.32 J		1.3	0.20	ug/m3			08/25/22 20:53	1
Chlorobenzene	<0.20		0.92	0.20	ug/m3			08/25/22 20:53	1
Chloroethane	<0.66		2.1	0.66	ug/m3			08/25/22 20:53	1
Chloroform	<0.22		0.98	0.22	ug/m3			08/25/22 20:53	1
Chloromethane	0.83 J		1.0	0.25	ug/m3			08/25/22 20:53	1
cis-1,2-Dichloroethene	<0.13		0.79	0.13	ug/m3			08/25/22 20:53	1
cis-1,3-Dichloropropene	<0.091		0.91	0.091	ug/m3			08/25/22 20:53	1
Cyclohexane	<0.12		1.7	0.12	ug/m3			08/25/22 20:53	1
Dibromochloromethane	<0.26		1.7	0.26	ug/m3			08/25/22 20:53	1
Dichlorodifluoromethane	1.6 J		2.5	0.54	ug/m3			08/25/22 20:53	1
Ethylbenzene	<0.43		0.87	0.43	ug/m3			08/25/22 20:53	1
Hexachlorobutadiene	<0.33		21	0.33	ug/m3			08/25/22 20:53	1

Eurofins Chicago

Client Sample Results

Client: Stantec Consulting Corp.
 Project/Site: Cedarburg Light & Utility - 193709024

Job ID: 500-221332-1

Client Sample ID: IA-2

Lab Sample ID: 500-221332-4

Date Collected: 08/24/22 16:36

Matrix: Air

Date Received: 08/25/22 10:30

Method: TO-15 - Volatile Organic Compounds in Ambient Air (Continued)

Analyte	Result	Qualifier	RL	MDL	Unit	D	Prepared	Analyzed	Dil Fac
Hexane	<0.81		2.8	0.81	ug/m3			08/25/22 20:53	1
Isopropyl alcohol	<2.4		12	2.4	ug/m3			08/25/22 20:53	1
Isopropylbenzene	<0.18		3.9	0.18	ug/m3			08/25/22 20:53	1
Methyl tert-butyl ether	<0.29		3.6	0.29	ug/m3			08/25/22 20:53	1
Methylene Chloride	<0.59		1.7	0.59	ug/m3			08/25/22 20:53	1
m-Xylene & p-Xylene	<0.74		3.5	0.74	ug/m3			08/25/22 20:53	1
Naphthalene	<0.89		2.6	0.89	ug/m3			08/25/22 20:53	1
o-Xylene	<0.41		0.87	0.41	ug/m3			08/25/22 20:53	1
Styrene	<0.14		0.85	0.14	ug/m3			08/25/22 20:53	1
Tetrachloroethene	0.28	J	1.4	0.18	ug/m3			08/25/22 20:53	1
Tetrahydrofuran	<3.5		15	3.5	ug/m3			08/25/22 20:53	1
Toluene	0.77		0.75	0.35	ug/m3			08/25/22 20:53	1
trans-1,2-Dichloroethene	<0.35		0.79	0.35	ug/m3			08/25/22 20:53	1
trans-1,3-Dichloropropene	<0.40		0.91	0.40	ug/m3			08/25/22 20:53	1
Trichloroethene	<0.13		1.1	0.13	ug/m3			08/25/22 20:53	1
Trichlorofluoromethane	0.91	J	1.1	0.29	ug/m3			08/25/22 20:53	1
Vinyl acetate	<7.4		18	7.4	ug/m3			08/25/22 20:53	1
Vinyl bromide	<0.37		0.87	0.37	ug/m3			08/25/22 20:53	1
Vinyl chloride	<0.072		0.51	0.072	ug/m3			08/25/22 20:53	1
Xylenes, Total	<1.1		1.7	1.1	ug/m3			08/25/22 20:53	1

Client Sample Results

Client: Stantec Consulting Corp.
Project/Site: Cedarburg Light & Utility - 193709024

Job ID: 500-221332-1

Client Sample ID: AA-1

Lab Sample ID: 500-221332-5

Date Collected: 08/24/22 16:25

Matrix: Air

Date Received: 08/25/22 10:30

Method: TO-15 - Volatile Organic Compounds in Ambient Air

Analyte	Result	Qualifier	RL	MDL	Unit	D	Prepared	Analyzed	Dil Fac
1,1,1-Trichloroethane	<0.039		0.20	0.039	ppb v/v			08/25/22 21:45	1
1,1,2,2-Tetrachloroethane	<0.043		0.20	0.043	ppb v/v			08/25/22 21:45	1
1,1,2-Trichloro-1,2,2-trifluoroethane	0.055	J	0.20	0.055	ppb v/v			08/25/22 21:45	1
1,1,2-Trichloroethane	<0.034		0.20	0.034	ppb v/v			08/25/22 21:45	1
1,1-Dichloroethane	<0.029		0.20	0.029	ppb v/v			08/25/22 21:45	1
1,1-Dichloroethene	<0.029		0.20	0.029	ppb v/v			08/25/22 21:45	1
1,2,4-Trichlorobenzene	<0.19		2.0	0.19	ppb v/v			08/25/22 21:45	1
1,2,4-Trimethylbenzene	<0.047		0.20	0.047	ppb v/v			08/25/22 21:45	1
1,2-Dibromoethane	<0.046		0.20	0.046	ppb v/v			08/25/22 21:45	1
1,2-Dichloro-1,1,2,2-tetrafluoroethane	<0.055		0.20	0.055	ppb v/v			08/25/22 21:45	1
1,2-Dichlorobenzene	<0.070		0.20	0.070	ppb v/v			08/25/22 21:45	1
1,2-Dichloroethane	<0.15		0.20	0.15	ppb v/v			08/25/22 21:45	1
1,2-Dichloropropane	<0.087		0.20	0.087	ppb v/v			08/25/22 21:45	1
1,3,5-Trimethylbenzene	<0.044		0.20	0.044	ppb v/v			08/25/22 21:45	1
1,3-Dichlorobenzene	<0.089		0.20	0.089	ppb v/v			08/25/22 21:45	1
1,4-Dichlorobenzene	<0.095		0.20	0.095	ppb v/v			08/25/22 21:45	1
1,4-Dioxane	<1.7		5.0	1.7	ppb v/v			08/25/22 21:45	1
2-Butanone (MEK)	0.46	J	1.0	0.17	ppb v/v			08/25/22 21:45	1
4-Methyl-2-pentanone (MIBK)	<0.19		0.50	0.19	ppb v/v			08/25/22 21:45	1
Acetone	5.6		5.0	2.0	ppb v/v			08/25/22 21:45	1
Benzene	<0.074		0.20	0.074	ppb v/v			08/25/22 21:45	1
Benzyl chloride	<0.074		0.80	0.074	ppb v/v			08/25/22 21:45	1
Dichlorobromomethane	<0.040		0.20	0.040	ppb v/v			08/25/22 21:45	1
Bromoform	<0.058		0.20	0.058	ppb v/v			08/25/22 21:45	1
Bromomethane	<0.052		0.20	0.052	ppb v/v			08/25/22 21:45	1
Carbon disulfide	<0.13		0.50	0.13	ppb v/v			08/25/22 21:45	1
Carbon tetrachloride	0.056	J	0.20	0.032	ppb v/v			08/25/22 21:45	1
Chlorobenzene	<0.043		0.20	0.043	ppb v/v			08/25/22 21:45	1
Chloroethane	<0.25		0.80	0.25	ppb v/v			08/25/22 21:45	1
Chloroform	<0.046		0.20	0.046	ppb v/v			08/25/22 21:45	1
Chloromethane	0.39	J	0.50	0.12	ppb v/v			08/25/22 21:45	1
cis-1,2-Dichloroethene	<0.033		0.20	0.033	ppb v/v			08/25/22 21:45	1
cis-1,3-Dichloropropene	<0.020		0.20	0.020	ppb v/v			08/25/22 21:45	1
Cyclohexane	<0.035		0.50	0.035	ppb v/v			08/25/22 21:45	1
Dibromochloromethane	<0.031		0.20	0.031	ppb v/v			08/25/22 21:45	1
Dichlorodifluoromethane	0.32	J	0.50	0.11	ppb v/v			08/25/22 21:45	1
Ethylbenzene	<0.10		0.20	0.10	ppb v/v			08/25/22 21:45	1
Hexachlorobutadiene	<0.031		2.0	0.031	ppb v/v			08/25/22 21:45	1
Hexane	<0.23		0.80	0.23	ppb v/v			08/25/22 21:45	1
Isopropyl alcohol	<0.98		5.0	0.98	ppb v/v			08/25/22 21:45	1
Isopropylbenzene	<0.037		0.80	0.037	ppb v/v			08/25/22 21:45	1
Methyl tert-butyl ether	<0.080		1.0	0.080	ppb v/v			08/25/22 21:45	1
Methylene Chloride	<0.17		0.50	0.17	ppb v/v			08/25/22 21:45	1
m-Xylene & p-Xylene	<0.17		0.80	0.17	ppb v/v			08/25/22 21:45	1
Naphthalene	<0.17		0.50	0.17	ppb v/v			08/25/22 21:45	1
o-Xylene	<0.094		0.20	0.094	ppb v/v			08/25/22 21:45	1
Styrene	<0.032		0.20	0.032	ppb v/v			08/25/22 21:45	1
Tetrachloroethene	0.85		0.20	0.027	ppb v/v			08/25/22 21:45	1
Tetrahydrofuran	<1.2		5.0	1.2	ppb v/v			08/25/22 21:45	1

Eurofins Chicago

Client Sample Results

Client: Stantec Consulting Corp.
Project/Site: Cedarburg Light & Utility - 193709024

Job ID: 500-221332-1

Client Sample ID: AA-1

Lab Sample ID: 500-221332-5

Date Collected: 08/24/22 16:25

Matrix: Air

Date Received: 08/25/22 10:30

Method: TO-15 - Volatile Organic Compounds in Ambient Air (Continued)

Analyte	Result	Qualifier	RL	MDL	Unit	D	Prepared	Analyzed	Dil Fac
Toluene	0.18	J	0.20	0.093	ppb v/v			08/25/22 21:45	1
trans-1,2-Dichloroethene	<0.088		0.20	0.088	ppb v/v			08/25/22 21:45	1
trans-1,3-Dichloropropene	<0.089		0.20	0.089	ppb v/v			08/25/22 21:45	1
Trichloroethene	<0.024		0.20	0.024	ppb v/v			08/25/22 21:45	1
Trichlorofluoromethane	0.17	J	0.20	0.052	ppb v/v			08/25/22 21:45	1
Vinyl acetate	<2.1		5.0	2.1	ppb v/v			08/25/22 21:45	1
Vinyl bromide	<0.085		0.20	0.085	ppb v/v			08/25/22 21:45	1
Vinyl chloride	<0.028		0.20	0.028	ppb v/v			08/25/22 21:45	1
Xylenes, Total	<0.26		0.40	0.26	ppb v/v			08/25/22 21:45	1
Analyte	Result	Qualifier	RL	MDL	Unit	D	Prepared	Analyzed	Dil Fac
1,1,1-Trichloroethane	<0.21		1.1	0.21	ug/m3			08/25/22 21:45	1
1,1,1,2-Tetrachloroethane	<0.30		1.4	0.30	ug/m3			08/25/22 21:45	1
1,1,2-Trichloro-1,2,2-trifluoroethane	0.42	J	1.5	0.42	ug/m3			08/25/22 21:45	1
1,1,2-Trichloroethane	<0.19		1.1	0.19	ug/m3			08/25/22 21:45	1
1,1-Dichloroethane	<0.12		0.81	0.12	ug/m3			08/25/22 21:45	1
1,1-Dichloroethene	<0.11		0.79	0.11	ug/m3			08/25/22 21:45	1
1,2,4-Trichlorobenzene	<1.4		15	1.4	ug/m3			08/25/22 21:45	1
1,2,4-Trimethylbenzene	<0.23		0.98	0.23	ug/m3			08/25/22 21:45	1
1,2-Dibromoethane	<0.35		1.5	0.35	ug/m3			08/25/22 21:45	1
1,2-Dichloro-1,1,2,2-tetrafluoroethane	<0.38		1.4	0.38	ug/m3			08/25/22 21:45	1
1,2-Dichlorobenzene	<0.42		1.2	0.42	ug/m3			08/25/22 21:45	1
1,2-Dichloroethane	<0.61		0.81	0.61	ug/m3			08/25/22 21:45	1
1,2-Dichloropropane	<0.40		0.92	0.40	ug/m3			08/25/22 21:45	1
1,3,5-Trimethylbenzene	<0.22		0.98	0.22	ug/m3			08/25/22 21:45	1
1,3-Dichlorobenzene	<0.54		1.2	0.54	ug/m3			08/25/22 21:45	1
1,4-Dichlorobenzene	<0.57		1.2	0.57	ug/m3			08/25/22 21:45	1
1,4-Dioxane	<6.1		18	6.1	ug/m3			08/25/22 21:45	1
2-Butanone (MEK)	1.4	J	2.9	0.50	ug/m3			08/25/22 21:45	1
4-Methyl-2-pentanone (MIBK)	<0.78		2.0	0.78	ug/m3			08/25/22 21:45	1
Acetone	13		12	4.8	ug/m3			08/25/22 21:45	1
Benzene	<0.24		0.64	0.24	ug/m3			08/25/22 21:45	1
Benzyl chloride	<0.38		4.1	0.38	ug/m3			08/25/22 21:45	1
Dichlorobromomethane	<0.27		1.3	0.27	ug/m3			08/25/22 21:45	1
Bromoform	<0.60		2.1	0.60	ug/m3			08/25/22 21:45	1
Bromomethane	<0.20		0.78	0.20	ug/m3			08/25/22 21:45	1
Carbon disulfide	<0.40		1.6	0.40	ug/m3			08/25/22 21:45	1
Carbon tetrachloride	0.35	J	1.3	0.20	ug/m3			08/25/22 21:45	1
Chlorobenzene	<0.20		0.92	0.20	ug/m3			08/25/22 21:45	1
Chloroethane	<0.66		2.1	0.66	ug/m3			08/25/22 21:45	1
Chloroform	<0.22		0.98	0.22	ug/m3			08/25/22 21:45	1
Chloromethane	0.81	J	1.0	0.25	ug/m3			08/25/22 21:45	1
cis-1,2-Dichloroethene	<0.13		0.79	0.13	ug/m3			08/25/22 21:45	1
cis-1,3-Dichloropropene	<0.091		0.91	0.091	ug/m3			08/25/22 21:45	1
Cyclohexane	<0.12		1.7	0.12	ug/m3			08/25/22 21:45	1
Dibromochloromethane	<0.26		1.7	0.26	ug/m3			08/25/22 21:45	1
Dichlorodifluoromethane	1.6	J	2.5	0.54	ug/m3			08/25/22 21:45	1
Ethylbenzene	<0.43		0.87	0.43	ug/m3			08/25/22 21:45	1
Hexachlorobutadiene	<0.33		21	0.33	ug/m3			08/25/22 21:45	1

Eurofins Chicago

Client Sample Results

Client: Stantec Consulting Corp.
 Project/Site: Cedarburg Light & Utility - 193709024

Job ID: 500-221332-1

Client Sample ID: AA-1

Lab Sample ID: 500-221332-5

Date Collected: 08/24/22 16:25

Matrix: Air

Date Received: 08/25/22 10:30

Method: TO-15 - Volatile Organic Compounds in Ambient Air (Continued)

Analyte	Result	Qualifier	RL	MDL	Unit	D	Prepared	Analyzed	Dil Fac
Hexane	<0.81		2.8	0.81	ug/m3			08/25/22 21:45	1
Isopropyl alcohol	<2.4		12	2.4	ug/m3			08/25/22 21:45	1
Isopropylbenzene	<0.18		3.9	0.18	ug/m3			08/25/22 21:45	1
Methyl tert-butyl ether	<0.29		3.6	0.29	ug/m3			08/25/22 21:45	1
Methylene Chloride	<0.59		1.7	0.59	ug/m3			08/25/22 21:45	1
m-Xylene & p-Xylene	<0.74		3.5	0.74	ug/m3			08/25/22 21:45	1
Naphthalene	<0.89		2.6	0.89	ug/m3			08/25/22 21:45	1
o-Xylene	<0.41		0.87	0.41	ug/m3			08/25/22 21:45	1
Styrene	<0.14		0.85	0.14	ug/m3			08/25/22 21:45	1
Tetrachloroethene	5.8		1.4	0.18	ug/m3			08/25/22 21:45	1
Tetrahydrofuran	<3.5		15	3.5	ug/m3			08/25/22 21:45	1
Toluene	0.69 J		0.75	0.35	ug/m3			08/25/22 21:45	1
trans-1,2-Dichloroethene	<0.35		0.79	0.35	ug/m3			08/25/22 21:45	1
trans-1,3-Dichloropropene	<0.40		0.91	0.40	ug/m3			08/25/22 21:45	1
Trichloroethene	<0.13		1.1	0.13	ug/m3			08/25/22 21:45	1
Trichlorofluoromethane	0.97 J		1.1	0.29	ug/m3			08/25/22 21:45	1
Vinyl acetate	<7.4		18	7.4	ug/m3			08/25/22 21:45	1
Vinyl bromide	<0.37		0.87	0.37	ug/m3			08/25/22 21:45	1
Vinyl chloride	<0.072		0.51	0.072	ug/m3			08/25/22 21:45	1
Xylenes, Total	<1.1		1.7	1.1	ug/m3			08/25/22 21:45	1

Definitions/Glossary

Client: Stantec Consulting Corp.
Project/Site: Cedarburg Light & Utility - 193709024

Job ID: 500-221332-1

Qualifiers

Air - GC/MS VOA

Qualifier	Qualifier Description
*+	LCS and/or LCSD is outside acceptance limits, high biased.
J	Result is less than the RL but greater than or equal to the MDL and the concentration is an approximate value.

Glossary

Abbreviation	These commonly used abbreviations may or may not be present in this report.
α	Listed under the "D" column to designate that the result is reported on a dry weight basis
%R	Percent Recovery
CFL	Contains Free Liquid
CFU	Colony Forming Unit
CNF	Contains No Free Liquid
DER	Duplicate Error Ratio (normalized absolute difference)
Dil Fac	Dilution Factor
DL	Detection Limit (DoD/DOE)
DL, RA, RE, IN	Indicates a Dilution, Re-analysis, Re-extraction, or additional Initial metals/anion analysis of the sample
DLC	Decision Level Concentration (Radiochemistry)
EDL	Estimated Detection Limit (Dioxin)
LOD	Limit of Detection (DoD/DOE)
LOQ	Limit of Quantitation (DoD/DOE)
MCL	EPA recommended "Maximum Contaminant Level"
MDA	Minimum Detectable Activity (Radiochemistry)
MDC	Minimum Detectable Concentration (Radiochemistry)
MDL	Method Detection Limit
ML	Minimum Level (Dioxin)
MPN	Most Probable Number
MQL	Method Quantitation Limit
NC	Not Calculated
ND	Not Detected at the reporting limit (or MDL or EDL if shown)
NEG	Negative / Absent
POS	Positive / Present
PQL	Practical Quantitation Limit
PRES	Presumptive
QC	Quality Control
RER	Relative Error Ratio (Radiochemistry)
RL	Reporting Limit or Requested Limit (Radiochemistry)
RPD	Relative Percent Difference, a measure of the relative difference between two points
TEF	Toxicity Equivalent Factor (Dioxin)
TEQ	Toxicity Equivalent Quotient (Dioxin)
TNTC	Too Numerous To Count

QC Association Summary

Client: Stantec Consulting Corp.
Project/Site: Cedarburg Light & Utility - 193709024

Job ID: 500-221332-1

Air - GC/MS VOA

Analysis Batch: 182991

Lab Sample ID	Client Sample ID	Prep Type	Matrix	Method	Prep Batch
500-221332-3	IA-1	Total/NA	Air	TO-15	
500-221332-4	IA-2	Total/NA	Air	TO-15	
500-221332-5	AA-1	Total/NA	Air	TO-15	
MB 200-182991/4	Method Blank	Total/NA	Air	TO-15	
LCS 200-182991/3	Lab Control Sample	Total/NA	Air	TO-15	

Analysis Batch: 183027

Lab Sample ID	Client Sample ID	Prep Type	Matrix	Method	Prep Batch
500-221332-1	SS-1	Total/NA	Air	TO-15	
MB 200-183027/6	Method Blank	Total/NA	Air	TO-15	
LCS 200-183027/4	Lab Control Sample	Total/NA	Air	TO-15	

Analysis Batch: 183063

Lab Sample ID	Client Sample ID	Prep Type	Matrix	Method	Prep Batch
500-221332-2	SS-2	Total/NA	Air	TO-15	
MB 200-183063/5	Method Blank	Total/NA	Air	TO-15	
LCS 200-183063/3	Lab Control Sample	Total/NA	Air	TO-15	

QC Sample Results

Client: Stantec Consulting Corp.
 Project/Site: Cedarburg Light & Utility - 193709024

Job ID: 500-221332-1

Method: TO-15 - Volatile Organic Compounds in Ambient Air

Lab Sample ID: MB 200-182991/4
Matrix: Air
Analysis Batch: 182991

Client Sample ID: Method Blank
Prep Type: Total/NA

Analyte	MB	MB	RL	MDL	Unit	D	Prepared	Analyzed	Dil Fac
	Result	Qualifier							
1,1,1-Trichloroethane	<0.039		0.20	0.039	ppb v/v			08/25/22 10:05	1
1,1,2,2-Tetrachloroethane	<0.043		0.20	0.043	ppb v/v			08/25/22 10:05	1
1,1,2-Trichloro-1,2,2-trifluoroethane	<0.055		0.20	0.055	ppb v/v			08/25/22 10:05	1
1,1,2-Trichloroethane	<0.034		0.20	0.034	ppb v/v			08/25/22 10:05	1
1,1-Dichloroethane	<0.029		0.20	0.029	ppb v/v			08/25/22 10:05	1
1,1-Dichloroethene	<0.029		0.20	0.029	ppb v/v			08/25/22 10:05	1
1,2,4-Trichlorobenzene	<0.19		2.0	0.19	ppb v/v			08/25/22 10:05	1
1,2,4-Trimethylbenzene	<0.047		0.20	0.047	ppb v/v			08/25/22 10:05	1
1,2-Dibromoethane	<0.046		0.20	0.046	ppb v/v			08/25/22 10:05	1
1,2-Dichloro-1,1,2,2-tetrafluoroethane	<0.055		0.20	0.055	ppb v/v			08/25/22 10:05	1
1,2-Dichlorobenzene	<0.070		0.20	0.070	ppb v/v			08/25/22 10:05	1
1,2-Dichloroethane	<0.15		0.20	0.15	ppb v/v			08/25/22 10:05	1
1,2-Dichloropropane	<0.087		0.20	0.087	ppb v/v			08/25/22 10:05	1
1,3,5-Trimethylbenzene	<0.044		0.20	0.044	ppb v/v			08/25/22 10:05	1
1,3-Dichlorobenzene	<0.089		0.20	0.089	ppb v/v			08/25/22 10:05	1
1,4-Dichlorobenzene	<0.095		0.20	0.095	ppb v/v			08/25/22 10:05	1
1,4-Dioxane	<1.7		5.0	1.7	ppb v/v			08/25/22 10:05	1
2-Butanone (MEK)	<0.17		1.0	0.17	ppb v/v			08/25/22 10:05	1
4-Methyl-2-pentanone (MIBK)	<0.19		0.50	0.19	ppb v/v			08/25/22 10:05	1
Acetone	<2.0		5.0	2.0	ppb v/v			08/25/22 10:05	1
Benzene	<0.074		0.20	0.074	ppb v/v			08/25/22 10:05	1
Benzyl chloride	<0.074		0.80	0.074	ppb v/v			08/25/22 10:05	1
Dichlorobromomethane	<0.040		0.20	0.040	ppb v/v			08/25/22 10:05	1
Bromoform	<0.058		0.20	0.058	ppb v/v			08/25/22 10:05	1
Bromomethane	<0.052		0.20	0.052	ppb v/v			08/25/22 10:05	1
Carbon disulfide	<0.13		0.50	0.13	ppb v/v			08/25/22 10:05	1
Carbon tetrachloride	<0.032		0.20	0.032	ppb v/v			08/25/22 10:05	1
Chlorobenzene	<0.043		0.20	0.043	ppb v/v			08/25/22 10:05	1
Chloroethane	<0.25		0.80	0.25	ppb v/v			08/25/22 10:05	1
Chloroform	<0.046		0.20	0.046	ppb v/v			08/25/22 10:05	1
Chloromethane	<0.12		0.50	0.12	ppb v/v			08/25/22 10:05	1
cis-1,2-Dichloroethene	<0.033		0.20	0.033	ppb v/v			08/25/22 10:05	1
cis-1,3-Dichloropropene	<0.020		0.20	0.020	ppb v/v			08/25/22 10:05	1
Cyclohexane	<0.035		0.50	0.035	ppb v/v			08/25/22 10:05	1
Dibromochloromethane	<0.031		0.20	0.031	ppb v/v			08/25/22 10:05	1
Dichlorodifluoromethane	<0.11		0.50	0.11	ppb v/v			08/25/22 10:05	1
Ethylbenzene	<0.10		0.20	0.10	ppb v/v			08/25/22 10:05	1
Hexachlorobutadiene	<0.031		2.0	0.031	ppb v/v			08/25/22 10:05	1
Hexane	<0.23		0.80	0.23	ppb v/v			08/25/22 10:05	1
Isopropyl alcohol	<0.98		5.0	0.98	ppb v/v			08/25/22 10:05	1
Isopropylbenzene	<0.037		0.80	0.037	ppb v/v			08/25/22 10:05	1
Methyl tert-butyl ether	<0.080		1.0	0.080	ppb v/v			08/25/22 10:05	1
Methylene Chloride	<0.17		0.50	0.17	ppb v/v			08/25/22 10:05	1
m-Xylene & p-Xylene	<0.17		0.80	0.17	ppb v/v			08/25/22 10:05	1
Naphthalene	<0.17		0.50	0.17	ppb v/v			08/25/22 10:05	1
o-Xylene	<0.094		0.20	0.094	ppb v/v			08/25/22 10:05	1
Styrene	<0.032		0.20	0.032	ppb v/v			08/25/22 10:05	1
Tetrachloroethene	<0.027		0.20	0.027	ppb v/v			08/25/22 10:05	1

Eurofins Chicago

QC Sample Results

Client: Stantec Consulting Corp.
 Project/Site: Cedarburg Light & Utility - 193709024

Job ID: 500-221332-1

Method: TO-15 - Volatile Organic Compounds in Ambient Air (Continued)

Lab Sample ID: MB 200-182991/4
Matrix: Air
Analysis Batch: 182991

Client Sample ID: Method Blank
Prep Type: Total/NA

Analyte	MB	MB	RL	MDL	Unit	D	Prepared	Analyzed	Dil Fac
	Result	Qualifier							
Tetrahydrofuran	<1.2		5.0	1.2	ppb v/v			08/25/22 10:05	1
Toluene	<0.093		0.20	0.093	ppb v/v			08/25/22 10:05	1
trans-1,2-Dichloroethene	<0.088		0.20	0.088	ppb v/v			08/25/22 10:05	1
trans-1,3-Dichloropropene	<0.089		0.20	0.089	ppb v/v			08/25/22 10:05	1
Trichloroethene	<0.024		0.20	0.024	ppb v/v			08/25/22 10:05	1
Trichlorofluoromethane	<0.052		0.20	0.052	ppb v/v			08/25/22 10:05	1
Vinyl acetate	<2.1		5.0	2.1	ppb v/v			08/25/22 10:05	1
Vinyl bromide	<0.085		0.20	0.085	ppb v/v			08/25/22 10:05	1
Vinyl chloride	<0.028		0.20	0.028	ppb v/v			08/25/22 10:05	1
Xylenes, Total	<0.26		0.40	0.26	ppb v/v			08/25/22 10:05	1

Analyte	MB	MB	RL	MDL	Unit	D	Prepared	Analyzed	Dil Fac
	Result	Qualifier							
1,1,1-Trichloroethane	<0.21		1.1	0.21	ug/m3			08/25/22 10:05	1
1,1,2,2-Tetrachloroethane	<0.30		1.4	0.30	ug/m3			08/25/22 10:05	1
1,1,2-Trichloro-1,2,2-trifluoroethane	<0.42		1.5	0.42	ug/m3			08/25/22 10:05	1
1,1,2-Trichloroethane	<0.19		1.1	0.19	ug/m3			08/25/22 10:05	1
1,1-Dichloroethane	<0.12		0.81	0.12	ug/m3			08/25/22 10:05	1
1,1-Dichloroethene	<0.11		0.79	0.11	ug/m3			08/25/22 10:05	1
1,2,4-Trichlorobenzene	<1.4		15	1.4	ug/m3			08/25/22 10:05	1
1,2,4-Trimethylbenzene	<0.23		0.98	0.23	ug/m3			08/25/22 10:05	1
1,2-Dibromoethane	<0.35		1.5	0.35	ug/m3			08/25/22 10:05	1
1,2-Dichloro-1,1,2,2-tetrafluoroethane	<0.38		1.4	0.38	ug/m3			08/25/22 10:05	1
1,2-Dichlorobenzene	<0.42		1.2	0.42	ug/m3			08/25/22 10:05	1
1,2-Dichloroethane	<0.61		0.81	0.61	ug/m3			08/25/22 10:05	1
1,2-Dichloropropane	<0.40		0.92	0.40	ug/m3			08/25/22 10:05	1
1,3,5-Trimethylbenzene	<0.22		0.98	0.22	ug/m3			08/25/22 10:05	1
1,3-Dichlorobenzene	<0.54		1.2	0.54	ug/m3			08/25/22 10:05	1
1,4-Dichlorobenzene	<0.57		1.2	0.57	ug/m3			08/25/22 10:05	1
1,4-Dioxane	<6.1		18	6.1	ug/m3			08/25/22 10:05	1
2-Butanone (MEK)	<0.50		2.9	0.50	ug/m3			08/25/22 10:05	1
4-Methyl-2-pentanone (MIBK)	<0.78		2.0	0.78	ug/m3			08/25/22 10:05	1
Acetone	<4.8		12	4.8	ug/m3			08/25/22 10:05	1
Benzene	<0.24		0.64	0.24	ug/m3			08/25/22 10:05	1
Benzyl chloride	<0.38		4.1	0.38	ug/m3			08/25/22 10:05	1
Dichlorobromomethane	<0.27		1.3	0.27	ug/m3			08/25/22 10:05	1
Bromoform	<0.60		2.1	0.60	ug/m3			08/25/22 10:05	1
Bromomethane	<0.20		0.78	0.20	ug/m3			08/25/22 10:05	1
Carbon disulfide	<0.40		1.6	0.40	ug/m3			08/25/22 10:05	1
Carbon tetrachloride	<0.20		1.3	0.20	ug/m3			08/25/22 10:05	1
Chlorobenzene	<0.20		0.92	0.20	ug/m3			08/25/22 10:05	1
Chloroethane	<0.66		2.1	0.66	ug/m3			08/25/22 10:05	1
Chloroform	<0.22		0.98	0.22	ug/m3			08/25/22 10:05	1
Chloromethane	<0.25		1.0	0.25	ug/m3			08/25/22 10:05	1
cis-1,2-Dichloroethene	<0.13		0.79	0.13	ug/m3			08/25/22 10:05	1
cis-1,3-Dichloropropene	<0.091		0.91	0.091	ug/m3			08/25/22 10:05	1
Cyclohexane	<0.12		1.7	0.12	ug/m3			08/25/22 10:05	1
Dibromochloromethane	<0.26		1.7	0.26	ug/m3			08/25/22 10:05	1
Dichlorodifluoromethane	<0.54		2.5	0.54	ug/m3			08/25/22 10:05	1
Ethylbenzene	<0.43		0.87	0.43	ug/m3			08/25/22 10:05	1

Eurofins Chicago

QC Sample Results

Client: Stantec Consulting Corp.
 Project/Site: Cedarburg Light & Utility - 193709024

Job ID: 500-221332-1

Method: TO-15 - Volatile Organic Compounds in Ambient Air (Continued)

Lab Sample ID: MB 200-182991/4
Matrix: Air
Analysis Batch: 182991

Client Sample ID: Method Blank
Prep Type: Total/NA

Analyte	MB	MB	RL	MDL	Unit	D	Prepared	Analyzed	Dil Fac
	Result	Qualifier							
Hexachlorobutadiene	<0.33		21	0.33	ug/m3			08/25/22 10:05	1
Hexane	<0.81		2.8	0.81	ug/m3			08/25/22 10:05	1
Isopropyl alcohol	<2.4		12	2.4	ug/m3			08/25/22 10:05	1
Isopropylbenzene	<0.18		3.9	0.18	ug/m3			08/25/22 10:05	1
Methyl tert-butyl ether	<0.29		3.6	0.29	ug/m3			08/25/22 10:05	1
Methylene Chloride	<0.59		1.7	0.59	ug/m3			08/25/22 10:05	1
m-Xylene & p-Xylene	<0.74		3.5	0.74	ug/m3			08/25/22 10:05	1
Naphthalene	<0.89		2.6	0.89	ug/m3			08/25/22 10:05	1
o-Xylene	<0.41		0.87	0.41	ug/m3			08/25/22 10:05	1
Styrene	<0.14		0.85	0.14	ug/m3			08/25/22 10:05	1
Tetrachloroethene	<0.18		1.4	0.18	ug/m3			08/25/22 10:05	1
Tetrahydrofuran	<3.5		15	3.5	ug/m3			08/25/22 10:05	1
Toluene	<0.35		0.75	0.35	ug/m3			08/25/22 10:05	1
trans-1,2-Dichloroethene	<0.35		0.79	0.35	ug/m3			08/25/22 10:05	1
trans-1,3-Dichloropropene	<0.40		0.91	0.40	ug/m3			08/25/22 10:05	1
Trichloroethene	<0.13		1.1	0.13	ug/m3			08/25/22 10:05	1
Trichlorofluoromethane	<0.29		1.1	0.29	ug/m3			08/25/22 10:05	1
Vinyl acetate	<7.4		18	7.4	ug/m3			08/25/22 10:05	1
Vinyl bromide	<0.37		0.87	0.37	ug/m3			08/25/22 10:05	1
Vinyl chloride	<0.072		0.51	0.072	ug/m3			08/25/22 10:05	1
Xylenes, Total	<1.1		1.7	1.1	ug/m3			08/25/22 10:05	1

Lab Sample ID: LCS 200-182991/3
Matrix: Air
Analysis Batch: 182991

Client Sample ID: Lab Control Sample
Prep Type: Total/NA

Analyte	Spike Added	LCS Result	LCS Qualifier	Unit	D	%Rec	%Rec Limits
1,1,2,2-Tetrachloroethane	10.0	9.51		ppb v/v		95	74 - 126
1,1,2-Trichloro-1,2,2-trifluoroethane	10.0	9.32		ppb v/v		93	70 - 121
1,1,2-Trichloroethane	10.0	9.47		ppb v/v		95	75 - 126
1,1-Dichloroethane	10.0	9.07		ppb v/v		91	66 - 130
1,1-Dichloroethene	10.0	8.72		ppb v/v		87	68 - 120
1,2,4-Trichlorobenzene	10.0	8.44		ppb v/v		84	50 - 150
1,2,4-Trimethylbenzene	10.0	9.51		ppb v/v		95	71 - 129
1,2-Dibromoethane	10.0	9.49		ppb v/v		95	78 - 122
1,2-Dichloro-1,1,2,2-tetrafluoroethane	10.0	9.11		ppb v/v		91	71 - 141
1,2-Dichlorobenzene	10.0	9.23		ppb v/v		92	68 - 129
1,2-Dichloroethane	10.0	9.29		ppb v/v		93	68 - 135
1,2-Dichloropropane	10.0	9.35		ppb v/v		94	69 - 128
1,3,5-Trimethylbenzene	10.0	9.58		ppb v/v		96	72 - 126
1,3-Dichlorobenzene	10.0	9.60		ppb v/v		96	69 - 131
1,4-Dichlorobenzene	10.0	9.73		ppb v/v		97	67 - 132
1,4-Dioxane	10.0	10.3		ppb v/v		103	66 - 129
2-Butanone (MEK)	10.0	9.85		ppb v/v		99	72 - 124
4-Methyl-2-pentanone (MIBK)	10.0	9.84		ppb v/v		98	58 - 144
Acetone	10.0	10.5		ppb v/v		105	54 - 154

Eurofins Chicago

QC Sample Results

Client: Stantec Consulting Corp.
 Project/Site: Cedarburg Light & Utility - 193709024

Job ID: 500-221332-1

Method: TO-15 - Volatile Organic Compounds in Ambient Air (Continued)

Lab Sample ID: LCS 200-182991/3
Matrix: Air
Analysis Batch: 182991

Client Sample ID: Lab Control Sample
Prep Type: Total/NA

Analyte	Spike Added	LCS Result	LCS Qualifier	Unit	D	%Rec	%Rec Limits
Benzene	10.0	9.52		ppb v/v		95	73 - 119
Benzyl chloride	10.0	9.91		ppb v/v		99	60 - 136
Dichlorobromomethane	10.0	9.45		ppb v/v		94	75 - 127
Bromoform	10.0	9.33		ppb v/v		93	53 - 149
Bromomethane	10.0	8.91		ppb v/v		89	72 - 124
Carbon disulfide	10.0	9.48		ppb v/v		95	71 - 138
Carbon tetrachloride	10.0	8.72		ppb v/v		87	71 - 133
Chlorobenzene	10.0	9.37		ppb v/v		94	76 - 119
Chloroethane	10.0	9.27		ppb v/v		93	68 - 130
Chloroform	10.0	9.45		ppb v/v		95	73 - 124
Chloromethane	10.0	9.58		ppb v/v		96	56 - 141
cis-1,2-Dichloroethene	10.0	9.08		ppb v/v		91	72 - 121
cis-1,3-Dichloropropene	10.0	9.80		ppb v/v		98	74 - 125
Cyclohexane	10.0	9.49		ppb v/v		95	76 - 124
Dibromochloromethane	10.0	9.40		ppb v/v		94	73 - 125
Dichlorodifluoromethane	10.0	9.55		ppb v/v		96	61 - 142
Ethylbenzene	10.0	9.63		ppb v/v		96	74 - 122
Hexachlorobutadiene	10.0	7.89		ppb v/v		79	58 - 130
Hexane	10.0	9.84		ppb v/v		98	63 - 138
Isopropyl alcohol	10.0	10.2		ppb v/v		102	53 - 142
Isopropylbenzene	10.0	9.61		ppb v/v		96	73 - 123
Methyl tert-butyl ether	10.0	9.76		ppb v/v		98	70 - 127
Methylene Chloride	10.0	9.34		ppb v/v		93	59 - 137
m-Xylene & p-Xylene	20.0	19.2		ppb v/v		96	76 - 121
Naphthalene	10.0	8.70		ppb v/v		87	50 - 150
o-Xylene	10.0	9.58		ppb v/v		96	73 - 123
Styrene	10.0	9.93		ppb v/v		99	74 - 125
Tetrachloroethene	10.0	8.75		ppb v/v		88	70 - 125
Tetrahydrofuran	10.0	9.77		ppb v/v		98	60 - 149
Toluene	10.0	9.54		ppb v/v		95	75 - 122
trans-1,2-Dichloroethene	10.0	9.40		ppb v/v		94	69 - 137
trans-1,3-Dichloropropene	10.0	9.66		ppb v/v		97	74 - 128
Trichloroethene	10.0	9.03		ppb v/v		90	73 - 122
Trichlorofluoromethane	10.0	9.05		ppb v/v		90	70 - 129
Vinyl acetate	10.0	10.0		ppb v/v		100	59 - 149
Vinyl bromide	10.0	9.37		ppb v/v		94	75 - 125
Vinyl chloride	10.0	8.96		ppb v/v		90	61 - 135
Xylenes, Total	30.0	28.8		ppb v/v		96	75 - 122

Analyte	Spike Added	LCS Result	LCS Qualifier	Unit	D	%Rec	%Rec Limits
1,1,1-Trichloroethane	55	49.2		ug/m3		90	72 - 127
1,1,2,2-Tetrachloroethane	69	65.3		ug/m3		95	74 - 126
1,1,2-Trichloro-1,2,2-trifluoroethane	77	71.4		ug/m3		93	70 - 121
1,1,2-Trichloroethane	55	51.7		ug/m3		95	75 - 126
1,1-Dichloroethane	40	36.7		ug/m3		91	66 - 130
1,1-Dichloroethene	40	34.6		ug/m3		87	68 - 120
1,2,4-Trichlorobenzene	74	62.6		ug/m3		84	50 - 150
1,2,4-Trimethylbenzene	49	46.8		ug/m3		95	71 - 129

Eurofins Chicago

QC Sample Results

Client: Stantec Consulting Corp.
 Project/Site: Cedarburg Light & Utility - 193709024

Job ID: 500-221332-1

Method: TO-15 - Volatile Organic Compounds in Ambient Air (Continued)

Lab Sample ID: LCS 200-182991/3
Matrix: Air
Analysis Batch: 182991

Client Sample ID: Lab Control Sample
Prep Type: Total/NA

Analyte	Spike Added	LCS Result	LCS Qualifier	Unit	D	%Rec	%Rec Limits
1,2-Dibromoethane	77	72.9		ug/m3		95	78 - 122
1,2-Dichloro-1,1,2,2-tetrafluoroethane	70	63.7		ug/m3		91	71 - 141
1,2-Dichlorobenzene	60	55.5		ug/m3		92	68 - 129
1,2-Dichloroethane	40	37.6		ug/m3		93	68 - 135
1,2-Dichloropropane	46	43.2		ug/m3		94	69 - 128
1,3,5-Trimethylbenzene	49	47.1		ug/m3		96	72 - 126
1,3-Dichlorobenzene	60	57.7		ug/m3		96	69 - 131
1,4-Dichlorobenzene	60	58.5		ug/m3		97	67 - 132
1,4-Dioxane	36	37.3		ug/m3		103	66 - 129
2-Butanone (MEK)	29	29.1		ug/m3		99	72 - 124
4-Methyl-2-pentanone (MIBK)	41	40.3		ug/m3		98	58 - 144
Acetone	24	25.1		ug/m3		105	54 - 154
Benzene	32	30.4		ug/m3		95	73 - 119
Benzyl chloride	52	51.3		ug/m3		99	60 - 136
Dichlorobromomethane	67	63.3		ug/m3		94	75 - 127
Bromoform	100	96.4		ug/m3		93	53 - 149
Bromomethane	39	34.6		ug/m3		89	72 - 124
Carbon disulfide	31	29.5		ug/m3		95	71 - 138
Carbon tetrachloride	63	54.8		ug/m3		87	71 - 133
Chlorobenzene	46	43.2		ug/m3		94	76 - 119
Chloroethane	26	24.5		ug/m3		93	68 - 130
Chloroform	49	46.1		ug/m3		95	73 - 124
Chloromethane	21	19.8		ug/m3		96	56 - 141
cis-1,2-Dichloroethene	40	36.0		ug/m3		91	72 - 121
cis-1,3-Dichloropropene	45	44.5		ug/m3		98	74 - 125
Cyclohexane	34	32.7		ug/m3		95	76 - 124
Dibromochloromethane	85	80.1		ug/m3		94	73 - 125
Dichlorodifluoromethane	49	47.2		ug/m3		96	61 - 142
Ethylbenzene	43	41.8		ug/m3		96	74 - 122
Hexachlorobutadiene	110	84.2		ug/m3		79	58 - 130
Hexane	35	34.7		ug/m3		98	63 - 138
Isopropyl alcohol	25	25.2		ug/m3		102	53 - 142
Isopropylbenzene	49	47.2		ug/m3		96	73 - 123
Methyl tert-butyl ether	36	35.2		ug/m3		98	70 - 127
Methylene Chloride	35	32.4		ug/m3		93	59 - 137
m-Xylene & p-Xylene	87	83.2		ug/m3		96	76 - 121
Naphthalene	52	45.6		ug/m3		87	50 - 150
o-Xylene	43	41.6		ug/m3		96	73 - 123
Styrene	43	42.3		ug/m3		99	74 - 125
Tetrachloroethene	68	59.3		ug/m3		88	70 - 125
Tetrahydrofuran	29	28.8		ug/m3		98	60 - 149
Toluene	38	36.0		ug/m3		95	75 - 122
trans-1,2-Dichloroethene	40	37.3		ug/m3		94	69 - 137
trans-1,3-Dichloropropene	45	43.8		ug/m3		97	74 - 128
Trichloroethene	54	48.5		ug/m3		90	73 - 122
Trichlorofluoromethane	56	50.8		ug/m3		90	70 - 129
Vinyl acetate	35	35.2		ug/m3		100	59 - 149
Vinyl bromide	44	41.0		ug/m3		94	75 - 125

Eurofins Chicago

QC Sample Results

Client: Stantec Consulting Corp.
 Project/Site: Cedarburg Light & Utility - 193709024

Job ID: 500-221332-1

Method: TO-15 - Volatile Organic Compounds in Ambient Air (Continued)

Lab Sample ID: LCS 200-182991/3
Matrix: Air
Analysis Batch: 182991

Client Sample ID: Lab Control Sample
Prep Type: Total/NA

Analyte	Spike Added	LCS Result	LCS Qualifier	Unit	D	%Rec	%Rec Limits
Vinyl chloride	26	22.9		ug/m3		90	61 - 135
Xylenes, Total	130	125		ug/m3		96	75 - 122

Lab Sample ID: MB 200-183027/6
Matrix: Air
Analysis Batch: 183027

Client Sample ID: Method Blank
Prep Type: Total/NA

Analyte	MB Result	MB Qualifier	RL	MDL	Unit	D	Prepared	Analyzed	Dil Fac
1,1,1-Trichloroethane	<0.039		0.20	0.039	ppb v/v			08/26/22 13:11	1
1,1,2,2-Tetrachloroethane	<0.043		0.20	0.043	ppb v/v			08/26/22 13:11	1
1,1,2-Trichloro-1,2,2-trifluoroethane	<0.055		0.20	0.055	ppb v/v			08/26/22 13:11	1
1,1,2-Trichloroethane	<0.034		0.20	0.034	ppb v/v			08/26/22 13:11	1
1,1-Dichloroethane	<0.029		0.20	0.029	ppb v/v			08/26/22 13:11	1
1,1-Dichloroethene	<0.029		0.20	0.029	ppb v/v			08/26/22 13:11	1
1,2,4-Trichlorobenzene	<0.19		2.0	0.19	ppb v/v			08/26/22 13:11	1
1,2,4-Trimethylbenzene	<0.047		0.20	0.047	ppb v/v			08/26/22 13:11	1
1,2-Dibromoethane	<0.046		0.20	0.046	ppb v/v			08/26/22 13:11	1
1,2-Dichloro-1,1,2,2-tetrafluoroethane	<0.055		0.20	0.055	ppb v/v			08/26/22 13:11	1
1,2-Dichlorobenzene	<0.070		0.20	0.070	ppb v/v			08/26/22 13:11	1
1,2-Dichloroethane	<0.15		0.20	0.15	ppb v/v			08/26/22 13:11	1
1,2-Dichloropropane	<0.087		0.20	0.087	ppb v/v			08/26/22 13:11	1
1,3,5-Trimethylbenzene	<0.044		0.20	0.044	ppb v/v			08/26/22 13:11	1
1,3-Dichlorobenzene	<0.089		0.20	0.089	ppb v/v			08/26/22 13:11	1
1,4-Dichlorobenzene	<0.095		0.20	0.095	ppb v/v			08/26/22 13:11	1
1,4-Dioxane	<1.7		5.0	1.7	ppb v/v			08/26/22 13:11	1
2-Butanone (MEK)	<0.17		1.0	0.17	ppb v/v			08/26/22 13:11	1
4-Methyl-2-pentanone (MIBK)	<0.19		0.50	0.19	ppb v/v			08/26/22 13:11	1
Acetone	<2.0		5.0	2.0	ppb v/v			08/26/22 13:11	1
Benzene	<0.074		0.20	0.074	ppb v/v			08/26/22 13:11	1
Benzyl chloride	<0.074		0.80	0.074	ppb v/v			08/26/22 13:11	1
Dichlorobromomethane	<0.040		0.20	0.040	ppb v/v			08/26/22 13:11	1
Bromoform	<0.058		0.20	0.058	ppb v/v			08/26/22 13:11	1
Bromomethane	<0.052		0.20	0.052	ppb v/v			08/26/22 13:11	1
Carbon disulfide	<0.13		0.50	0.13	ppb v/v			08/26/22 13:11	1
Carbon tetrachloride	<0.032		0.20	0.032	ppb v/v			08/26/22 13:11	1
Chlorobenzene	<0.043		0.20	0.043	ppb v/v			08/26/22 13:11	1
Chloroethane	<0.25		0.80	0.25	ppb v/v			08/26/22 13:11	1
Chloroform	<0.046		0.20	0.046	ppb v/v			08/26/22 13:11	1
Chloromethane	<0.12		0.50	0.12	ppb v/v			08/26/22 13:11	1
cis-1,2-Dichloroethene	<0.033		0.20	0.033	ppb v/v			08/26/22 13:11	1
cis-1,3-Dichloropropene	<0.020		0.20	0.020	ppb v/v			08/26/22 13:11	1
Cyclohexane	<0.035		0.50	0.035	ppb v/v			08/26/22 13:11	1
Dibromochloromethane	<0.031		0.20	0.031	ppb v/v			08/26/22 13:11	1
Dichlorodifluoromethane	<0.11		0.50	0.11	ppb v/v			08/26/22 13:11	1
Ethylbenzene	<0.10		0.20	0.10	ppb v/v			08/26/22 13:11	1
Hexachlorobutadiene	<0.031		2.0	0.031	ppb v/v			08/26/22 13:11	1
Hexane	<0.23		0.80	0.23	ppb v/v			08/26/22 13:11	1
Isopropyl alcohol	<0.98		5.0	0.98	ppb v/v			08/26/22 13:11	1
Isopropylbenzene	<0.037		0.80	0.037	ppb v/v			08/26/22 13:11	1

Eurofins Chicago

QC Sample Results

Client: Stantec Consulting Corp.
 Project/Site: Cedarburg Light & Utility - 193709024

Job ID: 500-221332-1

Method: TO-15 - Volatile Organic Compounds in Ambient Air (Continued)

Lab Sample ID: MB 200-183027/6
Matrix: Air
Analysis Batch: 183027

Client Sample ID: Method Blank
Prep Type: Total/NA

Analyte	MB	MB	RL	MDL	Unit	D	Prepared	Analyzed	Dil Fac
	Result	Qualifier							
Methyl tert-butyl ether	<0.080		1.0	0.080	ppb v/v			08/26/22 13:11	1
Methylene Chloride	<0.17		0.50	0.17	ppb v/v			08/26/22 13:11	1
m-Xylene & p-Xylene	<0.17		0.80	0.17	ppb v/v			08/26/22 13:11	1
Naphthalene	<0.17		0.50	0.17	ppb v/v			08/26/22 13:11	1
o-Xylene	<0.094		0.20	0.094	ppb v/v			08/26/22 13:11	1
Styrene	<0.032		0.20	0.032	ppb v/v			08/26/22 13:11	1
Tetrachloroethene	<0.027		0.20	0.027	ppb v/v			08/26/22 13:11	1
Tetrahydrofuran	<1.2		5.0	1.2	ppb v/v			08/26/22 13:11	1
Toluene	<0.093		0.20	0.093	ppb v/v			08/26/22 13:11	1
trans-1,2-Dichloroethene	<0.088		0.20	0.088	ppb v/v			08/26/22 13:11	1
trans-1,3-Dichloropropene	<0.089		0.20	0.089	ppb v/v			08/26/22 13:11	1
Trichloroethene	<0.024		0.20	0.024	ppb v/v			08/26/22 13:11	1
Trichlorofluoromethane	<0.052		0.20	0.052	ppb v/v			08/26/22 13:11	1
Vinyl acetate	<2.1		5.0	2.1	ppb v/v			08/26/22 13:11	1
Vinyl bromide	<0.085		0.20	0.085	ppb v/v			08/26/22 13:11	1
Vinyl chloride	<0.028		0.20	0.028	ppb v/v			08/26/22 13:11	1
Xylenes, Total	<0.26		0.40	0.26	ppb v/v			08/26/22 13:11	1
Analyte	MB	MB	RL	MDL	Unit	D	Prepared	Analyzed	Dil Fac
	Result	Qualifier							
1,1,1-Trichloroethane	<0.21		1.1	0.21	ug/m3			08/26/22 13:11	1
1,1,2,2-Tetrachloroethane	<0.30		1.4	0.30	ug/m3			08/26/22 13:11	1
1,1,2-Trichloro-1,2,2-trifluoroethane	<0.42		1.5	0.42	ug/m3			08/26/22 13:11	1
1,1,2-Trichloroethane	<0.19		1.1	0.19	ug/m3			08/26/22 13:11	1
1,1-Dichloroethane	<0.12		0.81	0.12	ug/m3			08/26/22 13:11	1
1,1-Dichloroethene	<0.11		0.79	0.11	ug/m3			08/26/22 13:11	1
1,2,4-Trichlorobenzene	<1.4		15	1.4	ug/m3			08/26/22 13:11	1
1,2,4-Trimethylbenzene	<0.23		0.98	0.23	ug/m3			08/26/22 13:11	1
1,2-Dibromoethane	<0.35		1.5	0.35	ug/m3			08/26/22 13:11	1
1,2-Dichloro-1,1,2,2-tetrafluoroethane	<0.38		1.4	0.38	ug/m3			08/26/22 13:11	1
1,2-Dichlorobenzene	<0.42		1.2	0.42	ug/m3			08/26/22 13:11	1
1,2-Dichloroethane	<0.61		0.81	0.61	ug/m3			08/26/22 13:11	1
1,2-Dichloropropane	<0.40		0.92	0.40	ug/m3			08/26/22 13:11	1
1,3,5-Trimethylbenzene	<0.22		0.98	0.22	ug/m3			08/26/22 13:11	1
1,3-Dichlorobenzene	<0.54		1.2	0.54	ug/m3			08/26/22 13:11	1
1,4-Dichlorobenzene	<0.57		1.2	0.57	ug/m3			08/26/22 13:11	1
1,4-Dioxane	<6.1		18	6.1	ug/m3			08/26/22 13:11	1
2-Butanone (MEK)	<0.50		2.9	0.50	ug/m3			08/26/22 13:11	1
4-Methyl-2-pentanone (MIBK)	<0.78		2.0	0.78	ug/m3			08/26/22 13:11	1
Acetone	<4.8		12	4.8	ug/m3			08/26/22 13:11	1
Benzene	<0.24		0.64	0.24	ug/m3			08/26/22 13:11	1
Benzyl chloride	<0.38		4.1	0.38	ug/m3			08/26/22 13:11	1
Dichlorobromomethane	<0.27		1.3	0.27	ug/m3			08/26/22 13:11	1
Bromoform	<0.60		2.1	0.60	ug/m3			08/26/22 13:11	1
Bromomethane	<0.20		0.78	0.20	ug/m3			08/26/22 13:11	1
Carbon disulfide	<0.40		1.6	0.40	ug/m3			08/26/22 13:11	1
Carbon tetrachloride	<0.20		1.3	0.20	ug/m3			08/26/22 13:11	1
Chlorobenzene	<0.20		0.92	0.20	ug/m3			08/26/22 13:11	1
Chloroethane	<0.66		2.1	0.66	ug/m3			08/26/22 13:11	1
Chloroform	<0.22		0.98	0.22	ug/m3			08/26/22 13:11	1

Eurofins Chicago

QC Sample Results

Client: Stantec Consulting Corp.
 Project/Site: Cedarburg Light & Utility - 193709024

Job ID: 500-221332-1

Method: TO-15 - Volatile Organic Compounds in Ambient Air (Continued)

Lab Sample ID: MB 200-183027/6
Matrix: Air
Analysis Batch: 183027

Client Sample ID: Method Blank
Prep Type: Total/NA

Analyte	MB	MB	RL	MDL	Unit	D	Prepared	Analyzed	Dil Fac
	Result	Qualifier							
Chloromethane	<0.25		1.0	0.25	ug/m3			08/26/22 13:11	1
cis-1,2-Dichloroethene	<0.13		0.79	0.13	ug/m3			08/26/22 13:11	1
cis-1,3-Dichloropropene	<0.091		0.91	0.091	ug/m3			08/26/22 13:11	1
Cyclohexane	<0.12		1.7	0.12	ug/m3			08/26/22 13:11	1
Dibromochloromethane	<0.26		1.7	0.26	ug/m3			08/26/22 13:11	1
Dichlorodifluoromethane	<0.54		2.5	0.54	ug/m3			08/26/22 13:11	1
Ethylbenzene	<0.43		0.87	0.43	ug/m3			08/26/22 13:11	1
Hexachlorobutadiene	<0.33		21	0.33	ug/m3			08/26/22 13:11	1
Hexane	<0.81		2.8	0.81	ug/m3			08/26/22 13:11	1
Isopropyl alcohol	<2.4		12	2.4	ug/m3			08/26/22 13:11	1
Isopropylbenzene	<0.18		3.9	0.18	ug/m3			08/26/22 13:11	1
Methyl tert-butyl ether	<0.29		3.6	0.29	ug/m3			08/26/22 13:11	1
Methylene Chloride	<0.59		1.7	0.59	ug/m3			08/26/22 13:11	1
m-Xylene & p-Xylene	<0.74		3.5	0.74	ug/m3			08/26/22 13:11	1
Naphthalene	<0.89		2.6	0.89	ug/m3			08/26/22 13:11	1
o-Xylene	<0.41		0.87	0.41	ug/m3			08/26/22 13:11	1
Styrene	<0.14		0.85	0.14	ug/m3			08/26/22 13:11	1
Tetrachloroethene	<0.18		1.4	0.18	ug/m3			08/26/22 13:11	1
Tetrahydrofuran	<3.5		15	3.5	ug/m3			08/26/22 13:11	1
Toluene	<0.35		0.75	0.35	ug/m3			08/26/22 13:11	1
trans-1,2-Dichloroethene	<0.35		0.79	0.35	ug/m3			08/26/22 13:11	1
trans-1,3-Dichloropropene	<0.40		0.91	0.40	ug/m3			08/26/22 13:11	1
Trichloroethene	<0.13		1.1	0.13	ug/m3			08/26/22 13:11	1
Trichlorofluoromethane	<0.29		1.1	0.29	ug/m3			08/26/22 13:11	1
Vinyl acetate	<7.4		18	7.4	ug/m3			08/26/22 13:11	1
Vinyl bromide	<0.37		0.87	0.37	ug/m3			08/26/22 13:11	1
Vinyl chloride	<0.072		0.51	0.072	ug/m3			08/26/22 13:11	1
Xylenes, Total	<1.1		1.7	1.1	ug/m3			08/26/22 13:11	1

Lab Sample ID: LCS 200-183027/4
Matrix: Air
Analysis Batch: 183027

Client Sample ID: Lab Control Sample
Prep Type: Total/NA

Analyte	Spike Added	LCS	LCS	Unit	D	%Rec	%Rec Limits
		Result	Qualifier				
1,1,1-Trichloroethane	10.0	9.77		ppb v/v		98	72 - 127
1,1,2,2-Tetrachloroethane	10.0	11.1		ppb v/v		111	74 - 126
1,1,2-Trichloro-1,2,2-trifluoroethane	10.0	9.91		ppb v/v		99	70 - 121
1,1,2-Trichloroethane	10.0	10.6		ppb v/v		106	75 - 126
1,1-Dichloroethane	10.0	10.0		ppb v/v		100	66 - 130
1,1-Dichloroethene	10.0	9.73		ppb v/v		97	68 - 120
1,2,4-Trichlorobenzene	10.0	10.8		ppb v/v		108	50 - 150
1,2,4-Trimethylbenzene	10.0	9.66		ppb v/v		97	71 - 129
1,2-Dibromoethane	10.0	10.6		ppb v/v		106	78 - 122
1,2-Dichloro-1,1,2,2-tetrafluoroethane	10.0	9.93		ppb v/v		99	71 - 141
1,2-Dichlorobenzene	10.0	10.3		ppb v/v		103	68 - 129
1,2-Dichloroethane	10.0	9.84		ppb v/v		98	68 - 135
1,2-Dichloropropane	10.0	10.2		ppb v/v		102	69 - 128

Eurofins Chicago

QC Sample Results

Client: Stantec Consulting Corp.
 Project/Site: Cedarburg Light & Utility - 193709024

Job ID: 500-221332-1

Method: TO-15 - Volatile Organic Compounds in Ambient Air (Continued)

Lab Sample ID: LCS 200-183027/4
Matrix: Air
Analysis Batch: 183027

Client Sample ID: Lab Control Sample
Prep Type: Total/NA

Analyte	Spike Added	LCS Result	LCS Qualifier	Unit	D	%Rec	%Rec Limits
1,3,5-Trimethylbenzene	10.0	10.4		ppb v/v		104	72 - 126
1,3-Dichlorobenzene	10.0	10.3		ppb v/v		103	69 - 131
1,4-Dichlorobenzene	10.0	10.3		ppb v/v		103	67 - 132
1,4-Dioxane	10.0	10.2		ppb v/v		102	66 - 129
2-Butanone (MEK)	10.0	9.92		ppb v/v		99	72 - 124
4-Methyl-2-pentanone (MIBK)	10.0	10.2		ppb v/v		102	58 - 144
Acetone	10.0	10.2		ppb v/v		102	54 - 154
Benzene	10.0	9.65		ppb v/v		97	73 - 119
Benzyl chloride	10.0	11.5		ppb v/v		115	60 - 136
Dichlorobromomethane	10.0	10.0		ppb v/v		100	75 - 127
Bromoform	10.0	11.8		ppb v/v		118	53 - 149
Bromomethane	10.0	9.94		ppb v/v		99	72 - 124
Carbon disulfide	10.0	10.1		ppb v/v		101	71 - 138
Carbon tetrachloride	10.0	10.4		ppb v/v		104	71 - 133
Chlorobenzene	10.0	10.4		ppb v/v		104	76 - 119
Chloroethane	10.0	10.1		ppb v/v		101	68 - 130
Chloroform	10.0	10.0		ppb v/v		100	73 - 124
Chloromethane	10.0	10.3		ppb v/v		103	56 - 141
cis-1,2-Dichloroethene	10.0	9.90		ppb v/v		99	72 - 121
cis-1,3-Dichloropropene	10.0	10.2		ppb v/v		102	74 - 125
Cyclohexane	10.0	9.67		ppb v/v		97	76 - 124
Dibromochloromethane	10.0	10.8		ppb v/v		108	73 - 125
Dichlorodifluoromethane	10.0	10.1		ppb v/v		101	61 - 142
Ethylbenzene	10.0	10.2		ppb v/v		102	74 - 122
Hexachlorobutadiene	10.0	9.49		ppb v/v		95	58 - 130
Hexane	10.0	10.0		ppb v/v		100	63 - 138
Isopropyl alcohol	10.0	9.93		ppb v/v		99	53 - 142
Isopropylbenzene	10.0	10.5		ppb v/v		105	73 - 123
Methyl tert-butyl ether	10.0	10.5		ppb v/v		105	70 - 127
Methylene Chloride	10.0	10.1		ppb v/v		101	59 - 137
m-Xylene & p-Xylene	20.0	21.2		ppb v/v		106	76 - 121
Naphthalene	10.0	11.7		ppb v/v		117	50 - 150
o-Xylene	10.0	10.1		ppb v/v		101	73 - 123
Styrene	10.0	10.8		ppb v/v		108	74 - 125
Tetrachloroethene	10.0	10.2		ppb v/v		102	70 - 125
Tetrahydrofuran	10.0	10.5		ppb v/v		105	60 - 149
Toluene	10.0	10.5		ppb v/v		105	75 - 122
trans-1,2-Dichloroethene	10.0	10.3		ppb v/v		103	69 - 137
trans-1,3-Dichloropropene	10.0	10.1		ppb v/v		101	74 - 128
Trichloroethene	10.0	9.69		ppb v/v		97	73 - 122
Trichlorofluoromethane	10.0	9.98		ppb v/v		100	70 - 129
Vinyl acetate	10.0	11.8		ppb v/v		118	59 - 149
Vinyl bromide	10.0	10.1		ppb v/v		101	75 - 125
Vinyl chloride	10.0	10.3		ppb v/v		103	61 - 135
Xylenes, Total	30.0	31.3		ppb v/v		104	75 - 122
Analyte	Spike Added	LCS Result	LCS Qualifier	Unit	D	%Rec	%Rec Limits
1,1,1-Trichloroethane	55	53.3		ug/m3		98	72 - 127
1,1,2,2-Tetrachloroethane	69	76.3		ug/m3		111	74 - 126

Eurofins Chicago

QC Sample Results

Client: Stantec Consulting Corp.
 Project/Site: Cedarburg Light & Utility - 193709024

Job ID: 500-221332-1

Method: TO-15 - Volatile Organic Compounds in Ambient Air (Continued)

Lab Sample ID: LCS 200-183027/4

Matrix: Air

Analysis Batch: 183027

Client Sample ID: Lab Control Sample
 Prep Type: Total/NA

Analyte	Spike Added	LCS Result	LCS Qualifier	Unit	D	%Rec	%Rec Limits
1,1,2-Trichloro-1,2,2-trifluoroethane	77	76.0		ug/m3		99	70 - 121
1,1,2-Trichloroethane	55	58.1		ug/m3		106	75 - 126
1,1-Dichloroethane	40	40.5		ug/m3		100	66 - 130
1,1-Dichloroethene	40	38.6		ug/m3		97	68 - 120
1,2,4-Trichlorobenzene	74	80.1		ug/m3		108	50 - 150
1,2,4-Trimethylbenzene	49	47.5		ug/m3		97	71 - 129
1,2-Dibromoethane	77	81.7		ug/m3		106	78 - 122
1,2-Dichloro-1,1,2,2-tetrafluoroethane	70	69.4		ug/m3		99	71 - 141
1,2-Dichlorobenzene	60	61.9		ug/m3		103	68 - 129
1,2-Dichloroethane	40	39.8		ug/m3		98	68 - 135
1,2-Dichloropropane	46	47.0		ug/m3		102	69 - 128
1,3,5-Trimethylbenzene	49	51.2		ug/m3		104	72 - 126
1,3-Dichlorobenzene	60	62.1		ug/m3		103	69 - 131
1,4-Dichlorobenzene	60	61.9		ug/m3		103	67 - 132
1,4-Dioxane	36	36.8		ug/m3		102	66 - 129
2-Butanone (MEK)	29	29.3		ug/m3		99	72 - 124
4-Methyl-2-pentanone (MIBK)	41	41.9		ug/m3		102	58 - 144
Acetone	24	24.3		ug/m3		102	54 - 154
Benzene	32	30.8		ug/m3		97	73 - 119
Benzyl chloride	52	59.8		ug/m3		115	60 - 136
Dichlorobromomethane	67	67.2		ug/m3		100	75 - 127
Bromoform	100	121		ug/m3		118	53 - 149
Bromomethane	39	38.6		ug/m3		99	72 - 124
Carbon disulfide	31	31.3		ug/m3		101	71 - 138
Carbon tetrachloride	63	65.7		ug/m3		104	71 - 133
Chlorobenzene	46	48.1		ug/m3		104	76 - 119
Chloroethane	26	26.8		ug/m3		101	68 - 130
Chloroform	49	48.8		ug/m3		100	73 - 124
Chloromethane	21	21.4		ug/m3		103	56 - 141
cis-1,2-Dichloroethene	40	39.2		ug/m3		99	72 - 121
cis-1,3-Dichloropropene	45	46.3		ug/m3		102	74 - 125
Cyclohexane	34	33.3		ug/m3		97	76 - 124
Dibromochloromethane	85	92.1		ug/m3		108	73 - 125
Dichlorodifluoromethane	49	49.9		ug/m3		101	61 - 142
Ethylbenzene	43	44.1		ug/m3		102	74 - 122
Hexachlorobutadiene	110	101		ug/m3		95	58 - 130
Hexane	35	35.3		ug/m3		100	63 - 138
Isopropyl alcohol	25	24.4		ug/m3		99	53 - 142
Isopropylbenzene	49	51.6		ug/m3		105	73 - 123
Methyl tert-butyl ether	36	37.9		ug/m3		105	70 - 127
Methylene Chloride	35	35.2		ug/m3		101	59 - 137
m-Xylene & p-Xylene	87	92.2		ug/m3		106	76 - 121
Naphthalene	52	61.3		ug/m3		117	50 - 150
o-Xylene	43	43.7		ug/m3		101	73 - 123
Styrene	43	46.1		ug/m3		108	74 - 125
Tetrachloroethene	68	69.3		ug/m3		102	70 - 125
Tetrahydrofuran	29	31.1		ug/m3		105	60 - 149

Eurofins Chicago

QC Sample Results

Client: Stantec Consulting Corp.
 Project/Site: Cedarburg Light & Utility - 193709024

Job ID: 500-221332-1

Method: TO-15 - Volatile Organic Compounds in Ambient Air (Continued)

Lab Sample ID: LCS 200-183027/4
Matrix: Air
Analysis Batch: 183027

Client Sample ID: Lab Control Sample
Prep Type: Total/NA

Analyte	Spike Added	LCS Result	LCS Qualifier	Unit	D	%Rec	%Rec Limits
Toluene	38	39.6		ug/m3		105	75 - 122
trans-1,2-Dichloroethene	40	41.0		ug/m3		103	69 - 137
trans-1,3-Dichloropropene	45	46.0		ug/m3		101	74 - 128
Trichloroethene	54	52.1		ug/m3		97	73 - 122
Trichlorofluoromethane	56	56.1		ug/m3		100	70 - 129
Vinyl acetate	35	41.5		ug/m3		118	59 - 149
Vinyl bromide	44	44.0		ug/m3		101	75 - 125
Vinyl chloride	26	26.4		ug/m3		103	61 - 135
Xylenes, Total	130	136		ug/m3		104	75 - 122

Lab Sample ID: MB 200-183063/5
Matrix: Air
Analysis Batch: 183063

Client Sample ID: Method Blank
Prep Type: Total/NA

Analyte	MB Result	MB Qualifier	RL	MDL	Unit	D	Prepared	Analyzed	Dil Fac
1,1,1-Trichloroethane	<0.039		0.20	0.039	ppb v/v			08/28/22 14:49	1
1,1,2,2-Tetrachloroethane	<0.043		0.20	0.043	ppb v/v			08/28/22 14:49	1
1,1,2-Trichloro-1,2,2-trifluoroethane	<0.055		0.20	0.055	ppb v/v			08/28/22 14:49	1
1,1,2-Trichloroethane	<0.034		0.20	0.034	ppb v/v			08/28/22 14:49	1
1,1-Dichloroethane	<0.029		0.20	0.029	ppb v/v			08/28/22 14:49	1
1,1-Dichloroethene	<0.029		0.20	0.029	ppb v/v			08/28/22 14:49	1
1,2,4-Trichlorobenzene	<0.19		2.0	0.19	ppb v/v			08/28/22 14:49	1
1,2,4-Trimethylbenzene	<0.047		0.20	0.047	ppb v/v			08/28/22 14:49	1
1,2-Dibromoethane	<0.046		0.20	0.046	ppb v/v			08/28/22 14:49	1
1,2-Dichloro-1,1,2,2-tetrafluoroethane	<0.055		0.20	0.055	ppb v/v			08/28/22 14:49	1
1,2-Dichlorobenzene	<0.070		0.20	0.070	ppb v/v			08/28/22 14:49	1
1,2-Dichloroethane	<0.15		0.20	0.15	ppb v/v			08/28/22 14:49	1
1,2-Dichloropropane	<0.087		0.20	0.087	ppb v/v			08/28/22 14:49	1
1,3,5-Trimethylbenzene	<0.044		0.20	0.044	ppb v/v			08/28/22 14:49	1
1,3-Dichlorobenzene	<0.089		0.20	0.089	ppb v/v			08/28/22 14:49	1
1,4-Dichlorobenzene	<0.095		0.20	0.095	ppb v/v			08/28/22 14:49	1
1,4-Dioxane	<1.7		5.0	1.7	ppb v/v			08/28/22 14:49	1
2-Butanone (MEK)	<0.17		1.0	0.17	ppb v/v			08/28/22 14:49	1
4-Methyl-2-pentanone (MIBK)	<0.19		0.50	0.19	ppb v/v			08/28/22 14:49	1
Acetone	<2.0		5.0	2.0	ppb v/v			08/28/22 14:49	1
Benzene	<0.074		0.20	0.074	ppb v/v			08/28/22 14:49	1
Benzyl chloride	<0.074		0.80	0.074	ppb v/v			08/28/22 14:49	1
Dichlorobromomethane	<0.040		0.20	0.040	ppb v/v			08/28/22 14:49	1
Bromoform	<0.058		0.20	0.058	ppb v/v			08/28/22 14:49	1
Bromomethane	<0.052		0.20	0.052	ppb v/v			08/28/22 14:49	1
Carbon disulfide	<0.13		0.50	0.13	ppb v/v			08/28/22 14:49	1
Carbon tetrachloride	<0.032		0.20	0.032	ppb v/v			08/28/22 14:49	1
Chlorobenzene	<0.043		0.20	0.043	ppb v/v			08/28/22 14:49	1
Chloroethane	<0.25		0.80	0.25	ppb v/v			08/28/22 14:49	1
Chloroform	<0.046		0.20	0.046	ppb v/v			08/28/22 14:49	1
Chloromethane	<0.12		0.50	0.12	ppb v/v			08/28/22 14:49	1
cis-1,2-Dichloroethene	<0.033		0.20	0.033	ppb v/v			08/28/22 14:49	1
cis-1,3-Dichloropropene	<0.020		0.20	0.020	ppb v/v			08/28/22 14:49	1
Cyclohexane	<0.035		0.50	0.035	ppb v/v			08/28/22 14:49	1

Eurofins Chicago

QC Sample Results

Client: Stantec Consulting Corp.
 Project/Site: Cedarburg Light & Utility - 193709024

Job ID: 500-221332-1

Method: TO-15 - Volatile Organic Compounds in Ambient Air (Continued)

Lab Sample ID: MB 200-183063/5
Matrix: Air
Analysis Batch: 183063

Client Sample ID: Method Blank
Prep Type: Total/NA

Analyte	MB Result	MB Qualifier	RL	MDL	Unit	D	Prepared	Analyzed	Dil Fac
Dibromochloromethane	<0.031		0.20	0.031	ppb v/v			08/28/22 14:49	1
Dichlorodifluoromethane	<0.11		0.50	0.11	ppb v/v			08/28/22 14:49	1
Ethylbenzene	<0.10		0.20	0.10	ppb v/v			08/28/22 14:49	1
Hexachlorobutadiene	<0.031		2.0	0.031	ppb v/v			08/28/22 14:49	1
Hexane	<0.23		0.80	0.23	ppb v/v			08/28/22 14:49	1
Isopropyl alcohol	<0.98		5.0	0.98	ppb v/v			08/28/22 14:49	1
Isopropylbenzene	<0.037		0.80	0.037	ppb v/v			08/28/22 14:49	1
Methyl tert-butyl ether	<0.080		1.0	0.080	ppb v/v			08/28/22 14:49	1
Methylene Chloride	<0.17		0.50	0.17	ppb v/v			08/28/22 14:49	1
m-Xylene & p-Xylene	<0.17		0.80	0.17	ppb v/v			08/28/22 14:49	1
Naphthalene	<0.17		0.50	0.17	ppb v/v			08/28/22 14:49	1
o-Xylene	<0.094		0.20	0.094	ppb v/v			08/28/22 14:49	1
Styrene	<0.032		0.20	0.032	ppb v/v			08/28/22 14:49	1
Tetrachloroethene	<0.027		0.20	0.027	ppb v/v			08/28/22 14:49	1
Tetrahydrofuran	<1.2		5.0	1.2	ppb v/v			08/28/22 14:49	1
Toluene	<0.093		0.20	0.093	ppb v/v			08/28/22 14:49	1
trans-1,2-Dichloroethene	<0.088		0.20	0.088	ppb v/v			08/28/22 14:49	1
trans-1,3-Dichloropropene	<0.089		0.20	0.089	ppb v/v			08/28/22 14:49	1
Trichloroethene	<0.024		0.20	0.024	ppb v/v			08/28/22 14:49	1
Trichlorofluoromethane	<0.052		0.20	0.052	ppb v/v			08/28/22 14:49	1
Vinyl acetate	<2.1		5.0	2.1	ppb v/v			08/28/22 14:49	1
Vinyl bromide	<0.085		0.20	0.085	ppb v/v			08/28/22 14:49	1
Vinyl chloride	<0.028		0.20	0.028	ppb v/v			08/28/22 14:49	1
Xylenes, Total	<0.26		0.40	0.26	ppb v/v			08/28/22 14:49	1

Analyte	MB Result	MB Qualifier	RL	MDL	Unit	D	Prepared	Analyzed	Dil Fac
1,1,1-Trichloroethane	<0.21		1.1	0.21	ug/m3			08/28/22 14:49	1
1,1,2,2-Tetrachloroethane	<0.30		1.4	0.30	ug/m3			08/28/22 14:49	1
1,1,2-Trichloro-1,2,2-trifluoroethane	<0.42		1.5	0.42	ug/m3			08/28/22 14:49	1
1,1,2-Trichloroethane	<0.19		1.1	0.19	ug/m3			08/28/22 14:49	1
1,1-Dichloroethane	<0.12		0.81	0.12	ug/m3			08/28/22 14:49	1
1,1-Dichloroethene	<0.11		0.79	0.11	ug/m3			08/28/22 14:49	1
1,2,4-Trichlorobenzene	<1.4		15	1.4	ug/m3			08/28/22 14:49	1
1,2,4-Trimethylbenzene	<0.23		0.98	0.23	ug/m3			08/28/22 14:49	1
1,2-Dibromoethane	<0.35		1.5	0.35	ug/m3			08/28/22 14:49	1
1,2-Dichloro-1,1,2,2-tetrafluoroethane	<0.38		1.4	0.38	ug/m3			08/28/22 14:49	1
1,2-Dichlorobenzene	<0.42		1.2	0.42	ug/m3			08/28/22 14:49	1
1,2-Dichloroethane	<0.61		0.81	0.61	ug/m3			08/28/22 14:49	1
1,2-Dichloropropane	<0.40		0.92	0.40	ug/m3			08/28/22 14:49	1
1,3,5-Trimethylbenzene	<0.22		0.98	0.22	ug/m3			08/28/22 14:49	1
1,3-Dichlorobenzene	<0.54		1.2	0.54	ug/m3			08/28/22 14:49	1
1,4-Dichlorobenzene	<0.57		1.2	0.57	ug/m3			08/28/22 14:49	1
1,4-Dioxane	<6.1		18	6.1	ug/m3			08/28/22 14:49	1
2-Butanone (MEK)	<0.50		2.9	0.50	ug/m3			08/28/22 14:49	1
4-Methyl-2-pentanone (MIBK)	<0.78		2.0	0.78	ug/m3			08/28/22 14:49	1
Acetone	<4.8		12	4.8	ug/m3			08/28/22 14:49	1
Benzene	<0.24		0.64	0.24	ug/m3			08/28/22 14:49	1
Benzyl chloride	<0.38		4.1	0.38	ug/m3			08/28/22 14:49	1
Dichlorobromomethane	<0.27		1.3	0.27	ug/m3			08/28/22 14:49	1

Eurofins Chicago

QC Sample Results

Client: Stantec Consulting Corp.
 Project/Site: Cedarburg Light & Utility - 193709024

Job ID: 500-221332-1

Method: TO-15 - Volatile Organic Compounds in Ambient Air (Continued)

Lab Sample ID: MB 200-183063/5
Matrix: Air
Analysis Batch: 183063

Client Sample ID: Method Blank
Prep Type: Total/NA

Analyte	MB	MB	RL	MDL	Unit	D	Prepared	Analyzed	Dil Fac
	Result	Qualifier							
Bromoform	<0.60		2.1	0.60	ug/m3			08/28/22 14:49	1
Bromomethane	<0.20		0.78	0.20	ug/m3			08/28/22 14:49	1
Carbon disulfide	<0.40		1.6	0.40	ug/m3			08/28/22 14:49	1
Carbon tetrachloride	<0.20		1.3	0.20	ug/m3			08/28/22 14:49	1
Chlorobenzene	<0.20		0.92	0.20	ug/m3			08/28/22 14:49	1
Chloroethane	<0.66		2.1	0.66	ug/m3			08/28/22 14:49	1
Chloroform	<0.22		0.98	0.22	ug/m3			08/28/22 14:49	1
Chloromethane	<0.25		1.0	0.25	ug/m3			08/28/22 14:49	1
cis-1,2-Dichloroethene	<0.13		0.79	0.13	ug/m3			08/28/22 14:49	1
cis-1,3-Dichloropropene	<0.091		0.91	0.091	ug/m3			08/28/22 14:49	1
Cyclohexane	<0.12		1.7	0.12	ug/m3			08/28/22 14:49	1
Dibromochloromethane	<0.26		1.7	0.26	ug/m3			08/28/22 14:49	1
Dichlorodifluoromethane	<0.54		2.5	0.54	ug/m3			08/28/22 14:49	1
Ethylbenzene	<0.43		0.87	0.43	ug/m3			08/28/22 14:49	1
Hexachlorobutadiene	<0.33		21	0.33	ug/m3			08/28/22 14:49	1
Hexane	<0.81		2.8	0.81	ug/m3			08/28/22 14:49	1
Isopropyl alcohol	<2.4		12	2.4	ug/m3			08/28/22 14:49	1
Isopropylbenzene	<0.18		3.9	0.18	ug/m3			08/28/22 14:49	1
Methyl tert-butyl ether	<0.29		3.6	0.29	ug/m3			08/28/22 14:49	1
Methylene Chloride	<0.59		1.7	0.59	ug/m3			08/28/22 14:49	1
m-Xylene & p-Xylene	<0.74		3.5	0.74	ug/m3			08/28/22 14:49	1
Naphthalene	<0.89		2.6	0.89	ug/m3			08/28/22 14:49	1
o-Xylene	<0.41		0.87	0.41	ug/m3			08/28/22 14:49	1
Styrene	<0.14		0.85	0.14	ug/m3			08/28/22 14:49	1
Tetrachloroethene	<0.18		1.4	0.18	ug/m3			08/28/22 14:49	1
Tetrahydrofuran	<3.5		15	3.5	ug/m3			08/28/22 14:49	1
Toluene	<0.35		0.75	0.35	ug/m3			08/28/22 14:49	1
trans-1,2-Dichloroethene	<0.35		0.79	0.35	ug/m3			08/28/22 14:49	1
trans-1,3-Dichloropropene	<0.40		0.91	0.40	ug/m3			08/28/22 14:49	1
Trichloroethene	<0.13		1.1	0.13	ug/m3			08/28/22 14:49	1
Trichlorofluoromethane	<0.29		1.1	0.29	ug/m3			08/28/22 14:49	1
Vinyl acetate	<7.4		18	7.4	ug/m3			08/28/22 14:49	1
Vinyl bromide	<0.37		0.87	0.37	ug/m3			08/28/22 14:49	1
Vinyl chloride	<0.072		0.51	0.072	ug/m3			08/28/22 14:49	1
Xylenes, Total	<1.1		1.7	1.1	ug/m3			08/28/22 14:49	1

Lab Sample ID: LCS 200-183063/3
Matrix: Air
Analysis Batch: 183063

Client Sample ID: Lab Control Sample
Prep Type: Total/NA

Analyte	Spike Added	LCS	LCS	Unit	D	%Rec	%Rec Limits
		Result	Qualifier				
1,1,1-Trichloroethane	10.0	12.4		ppb v/v		124	72 - 127
1,1,2,2-Tetrachloroethane	10.0	12.6		ppb v/v		126	74 - 126
1,1,2-Trichloro-1,2,2-trifluoroethane	10.0	11.7		ppb v/v		117	70 - 121
1,1,2-Trichloroethane	10.0	12.0		ppb v/v		120	75 - 126
1,1-Dichloroethane	10.0	13.0		ppb v/v		130	66 - 130
1,1-Dichloroethene	10.0	11.5		ppb v/v		115	68 - 120
1,2,4-Trichlorobenzene	10.0	10.5		ppb v/v		105	50 - 150

Eurofins Chicago

QC Sample Results

Client: Stantec Consulting Corp.
 Project/Site: Cedarburg Light & Utility - 193709024

Job ID: 500-221332-1

Method: TO-15 - Volatile Organic Compounds in Ambient Air (Continued)

Lab Sample ID: LCS 200-183063/3
Matrix: Air
Analysis Batch: 183063

Client Sample ID: Lab Control Sample
Prep Type: Total/NA

Analyte	Spike Added	LCS Result	LCS Qualifier	Unit	D	%Rec	%Rec Limits
1,2,4-Trimethylbenzene	10.0	10.6		ppb v/v		106	71 - 129
1,2-Dibromoethane	10.0	11.6		ppb v/v		116	78 - 122
1,2-Dichloro-1,1,2,2-tetrafluoroethane	10.0	12.2		ppb v/v		122	71 - 141
1,2-Dichlorobenzene	10.0	10.5		ppb v/v		105	68 - 129
1,2-Dichloroethane	10.0	12.8		ppb v/v		128	68 - 135
1,2-Dichloropropane	10.0	12.3		ppb v/v		123	69 - 128
1,3,5-Trimethylbenzene	10.0	11.3		ppb v/v		113	72 - 126
1,3-Dichlorobenzene	10.0	10.6		ppb v/v		106	69 - 131
1,4-Dichlorobenzene	10.0	10.5		ppb v/v		106	67 - 132
1,4-Dioxane	10.0	11.9		ppb v/v		119	66 - 129
2-Butanone (MEK)	10.0	11.2		ppb v/v		112	72 - 124
4-Methyl-2-pentanone (MIBK)	10.0	13.9		ppb v/v		139	58 - 144
Acetone	10.0	12.0		ppb v/v		120	54 - 154
Benzene	10.0	11.4		ppb v/v		114	73 - 119
Benzyl chloride	10.0	13.0		ppb v/v		130	60 - 136
Dichlorobromomethane	10.0	12.2		ppb v/v		122	75 - 127
Bromoform	10.0	11.7		ppb v/v		117	53 - 149
Bromomethane	10.0	12.2		ppb v/v		122	72 - 124
Carbon disulfide	10.0	12.5		ppb v/v		125	71 - 138
Carbon tetrachloride	10.0	13.0		ppb v/v		130	71 - 133
Chlorobenzene	10.0	11.5		ppb v/v		115	76 - 119
Chloroethane	10.0	13.1	*+	ppb v/v		131	68 - 130
Chloroform	10.0	11.3		ppb v/v		113	73 - 124
Chloromethane	10.0	13.5		ppb v/v		135	56 - 141
cis-1,2-Dichloroethene	10.0	11.5		ppb v/v		115	72 - 121
cis-1,3-Dichloropropene	10.0	12.2		ppb v/v		122	74 - 125
Cyclohexane	10.0	12.7	*+	ppb v/v		127	76 - 124
Dibromochloromethane	10.0	11.6		ppb v/v		116	73 - 125
Dichlorodifluoromethane	10.0	12.4		ppb v/v		124	61 - 142
Ethylbenzene	10.0	11.2		ppb v/v		112	74 - 122
Hexachlorobutadiene	10.0	8.46		ppb v/v		85	58 - 130
Hexane	10.0	12.7		ppb v/v		127	63 - 138
Isopropyl alcohol	10.0	13.1		ppb v/v		131	53 - 142
Isopropylbenzene	10.0	11.3		ppb v/v		113	73 - 123
Methyl tert-butyl ether	10.0	12.0		ppb v/v		120	70 - 127
Methylene Chloride	10.0	13.5		ppb v/v		136	59 - 137
m-Xylene & p-Xylene	20.0	22.9		ppb v/v		115	76 - 121
Naphthalene	10.0	12.5		ppb v/v		125	50 - 150
o-Xylene	10.0	10.7		ppb v/v		107	73 - 123
Styrene	10.0	11.6		ppb v/v		116	74 - 125
Tetrachloroethene	10.0	10.8		ppb v/v		108	70 - 125
Tetrahydrofuran	10.0	14.0		ppb v/v		140	60 - 149
Toluene	10.0	11.8		ppb v/v		118	75 - 122
trans-1,2-Dichloroethene	10.0	13.4		ppb v/v		134	69 - 137
trans-1,3-Dichloropropene	10.0	12.4		ppb v/v		124	74 - 128
Trichloroethene	10.0	11.7		ppb v/v		117	73 - 122
Trichlorofluoromethane	10.0	11.8		ppb v/v		118	70 - 129
Vinyl acetate	10.0	13.7		ppb v/v		137	59 - 149

Eurofins Chicago

QC Sample Results

Client: Stantec Consulting Corp.
 Project/Site: Cedarburg Light & Utility - 193709024

Job ID: 500-221332-1

Method: TO-15 - Volatile Organic Compounds in Ambient Air (Continued)

Lab Sample ID: LCS 200-183063/3
Matrix: Air
Analysis Batch: 183063

Client Sample ID: Lab Control Sample
Prep Type: Total/NA

Analyte	Spike Added	LCS Result	LCS Qualifier	Unit	D	%Rec	%Rec Limits
Vinyl bromide	10.0	12.3		ppb v/v		123	75 - 125
Vinyl chloride	10.0	13.3		ppb v/v		133	61 - 135
Xylenes, Total	30.0	33.6		ppb v/v		112	75 - 122
Analyte	Spike Added	LCS Result	LCS Qualifier	Unit	D	%Rec	%Rec Limits
1,1,1-Trichloroethane	55	67.9		ug/m3		124	72 - 127
1,1,2,2-Tetrachloroethane	69	86.2		ug/m3		126	74 - 126
1,1,2-Trichloro-1,2,2-trifluoroethane	77	89.8		ug/m3		117	70 - 121
1,1,2-Trichloroethane	55	65.6		ug/m3		120	75 - 126
1,1-Dichloroethane	40	52.8		ug/m3		130	66 - 130
1,1-Dichloroethene	40	45.6		ug/m3		115	68 - 120
1,2,4-Trichlorobenzene	74	77.8		ug/m3		105	50 - 150
1,2,4-Trimethylbenzene	49	52.3		ug/m3		106	71 - 129
1,2-Dibromoethane	77	88.8		ug/m3		116	78 - 122
1,2-Dichloro-1,1,2,2-tetrafluoroethane	70	85.6		ug/m3		122	71 - 141
1,2-Dichlorobenzene	60	62.9		ug/m3		105	68 - 129
1,2-Dichloroethane	40	51.7		ug/m3		128	68 - 135
1,2-Dichloropropane	46	57.0		ug/m3		123	69 - 128
1,3,5-Trimethylbenzene	49	55.4		ug/m3		113	72 - 126
1,3-Dichlorobenzene	60	63.8		ug/m3		106	69 - 131
1,4-Dichlorobenzene	60	63.4		ug/m3		106	67 - 132
1,4-Dioxane	36	43.0		ug/m3		119	66 - 129
2-Butanone (MEK)	29	33.2		ug/m3		112	72 - 124
4-Methyl-2-pentanone (MIBK)	41	56.8		ug/m3		139	58 - 144
Acetone	24	28.6		ug/m3		120	54 - 154
Benzene	32	36.3		ug/m3		114	73 - 119
Benzyl chloride	52	67.3		ug/m3		130	60 - 136
Dichlorobromomethane	67	81.7		ug/m3		122	75 - 127
Bromoform	100	121		ug/m3		117	53 - 149
Bromomethane	39	47.4		ug/m3		122	72 - 124
Carbon disulfide	31	38.8		ug/m3		125	71 - 138
Carbon tetrachloride	63	81.8		ug/m3		130	71 - 133
Chlorobenzene	46	52.8		ug/m3		115	76 - 119
Chloroethane	26	34.6	*+	ug/m3		131	68 - 130
Chloroform	49	55.2		ug/m3		113	73 - 124
Chloromethane	21	28.0		ug/m3		135	56 - 141
cis-1,2-Dichloroethene	40	45.5		ug/m3		115	72 - 121
cis-1,3-Dichloropropene	45	55.2		ug/m3		122	74 - 125
Cyclohexane	34	43.8	*+	ug/m3		127	76 - 124
Dibromochloromethane	85	99.1		ug/m3		116	73 - 125
Dichlorodifluoromethane	49	61.5		ug/m3		124	61 - 142
Ethylbenzene	43	48.6		ug/m3		112	74 - 122
Hexachlorobutadiene	110	90.2		ug/m3		85	58 - 130
Hexane	35	44.8		ug/m3		127	63 - 138
Isopropyl alcohol	25	32.1		ug/m3		131	53 - 142
Isopropylbenzene	49	55.5		ug/m3		113	73 - 123
Methyl tert-butyl ether	36	43.1		ug/m3		120	70 - 127

Eurofins Chicago

QC Sample Results

Client: Stantec Consulting Corp.
 Project/Site: Cedarburg Light & Utility - 193709024

Job ID: 500-221332-1

Method: TO-15 - Volatile Organic Compounds in Ambient Air (Continued)

Lab Sample ID: LCS 200-183063/3
 Matrix: Air
 Analysis Batch: 183063

Client Sample ID: Lab Control Sample
 Prep Type: Total/NA

Analyte	Spike Added	LCS Result	LCS Qualifier	Unit	D	%Rec	%Rec Limits
Methylene Chloride	35	47.1		ug/m3		136	59 - 137
m-Xylene & p-Xylene	87	99.5		ug/m3		115	76 - 121
Naphthalene	52	65.6		ug/m3		125	50 - 150
o-Xylene	43	46.5		ug/m3		107	73 - 123
Styrene	43	49.2		ug/m3		116	74 - 125
Tetrachloroethene	68	73.3		ug/m3		108	70 - 125
Tetrahydrofuran	29	41.2		ug/m3		140	60 - 149
Toluene	38	44.5		ug/m3		118	75 - 122
trans-1,2-Dichloroethene	40	53.2		ug/m3		134	69 - 137
trans-1,3-Dichloropropene	45	56.4		ug/m3		124	74 - 128
Trichloroethene	54	62.9		ug/m3		117	73 - 122
Trichlorofluoromethane	56	66.4		ug/m3		118	70 - 129
Vinyl acetate	35	48.2		ug/m3		137	59 - 149
Vinyl bromide	44	53.7		ug/m3		123	75 - 125
Vinyl chloride	26	33.9		ug/m3		133	61 - 135
Xylenes, Total	130	146		ug/m3		112	75 - 122

Lab Chronicle

Client: Stantec Consulting Corp.
Project/Site: Cedarburg Light & Utility - 193709024

Job ID: 500-221332-1

Client Sample ID: SS-1

Date Collected: 08/24/22 09:27

Date Received: 08/25/22 10:30

Lab Sample ID: 500-221332-1

Matrix: Air

Prep Type	Batch Type	Batch Method	Run	Dilution Factor	Batch Number	Analyst	Lab	Prepared or Analyzed
Total/NA	Analysis	TO-15		1	183027	K1P	EET BUR	08/26/22 14:58

Client Sample ID: SS-2

Date Collected: 08/24/22 10:14

Date Received: 08/25/22 10:30

Lab Sample ID: 500-221332-2

Matrix: Air

Prep Type	Batch Type	Batch Method	Run	Dilution Factor	Batch Number	Analyst	Lab	Prepared or Analyzed
Total/NA	Analysis	TO-15		6.06	183063	K1P	EET BUR	08/28/22 17:28

Client Sample ID: IA-1

Date Collected: 08/24/22 16:32

Date Received: 08/25/22 10:30

Lab Sample ID: 500-221332-3

Matrix: Air

Prep Type	Batch Type	Batch Method	Run	Dilution Factor	Batch Number	Analyst	Lab	Prepared or Analyzed
Total/NA	Analysis	TO-15		1	182991	K1P	EET BUR	08/25/22 20:00

Client Sample ID: IA-2

Date Collected: 08/24/22 16:36

Date Received: 08/25/22 10:30

Lab Sample ID: 500-221332-4

Matrix: Air

Prep Type	Batch Type	Batch Method	Run	Dilution Factor	Batch Number	Analyst	Lab	Prepared or Analyzed
Total/NA	Analysis	TO-15		1	182991	K1P	EET BUR	08/25/22 20:53

Client Sample ID: AA-1

Date Collected: 08/24/22 16:25

Date Received: 08/25/22 10:30

Lab Sample ID: 500-221332-5

Matrix: Air

Prep Type	Batch Type	Batch Method	Run	Dilution Factor	Batch Number	Analyst	Lab	Prepared or Analyzed
Total/NA	Analysis	TO-15		1	182991	K1P	EET BUR	08/25/22 21:45

Laboratory References:

EET BUR = Eurofins Burlington, 530 Community Drive, Suite 11, South Burlington, VT 05403, TEL (802)660-1990

Accreditation/Certification Summary

Client: Stantec Consulting Corp.
Project/Site: Cedarburg Light & Utility - 193709024

Job ID: 500-221332-1

Laboratory: Eurofins Burlington

The accreditations/certifications listed below are applicable to this report.

Authority	Program	Identification Number	Expiration Date
Wisconsin	State	399133350	08-31-23

- 1
- 2
- 3
- 4
- 5
- 6
- 7
- 8
- 9
- 10
- 11
- 12
- 13
- 14
- 15
- 16

Eurofins TestAmerica, Burlington

530 Community Drive
 Suite 11
 South Burlington, VT 05403-6809
 phone 802 660 1990 fax 802 660 1919

Canister Samples Chain of Custody Record

TestAmerica Laboratories, Inc. assumes no liability with respect to the collection and shipment of these samples



TestAmerica Laboratories, Inc. d/b/a Eurofins TestAmerica

8/30/2022

Client Contact Information				Client Project Manager: Stu Gross				Samples Collected By: Madeline Edwards				COC No											
Company Name Stantec				Phone: 414-526-3974								1 of 1 COCs											
Address 12080 Corporate Pkwy, 200				Email: stu.gross@stantec.com								TALS Project #											
City/State/Zip Mequon, WI 53092												For Lab Use Only:											
Phone				Site Contact:								Walk-in Client											
FAX				Tel/Fax								Lab Sampling											
Project Name Cedarburg Light & Utility				Analysis Turnaround Time								Job / SDG No											
Site/Location Cedarburg, WI				Standard (Specific) Standard								(See below for Add'l Items)											
P O # 193709024				Rush (Specify)								Sample Specific Notes:											
Sample Identification	Sample Start Date	Time Start	Sample End Date	Time Stop	Canister Vacuum in Field, "Hg (Start)	Canister Vacuum in Field, "Hg (Stop)	Flow Controller ID	Canister ID	TO-14/15 (Standard / Low Level)	TO-15 SIM	EPA 3C	EPA 25C	ASTM D-1946	EPA 15/16	Other (Please specify in notes section)	Sample Type	Indoor Air/Ambient Air	Sub-Slab	Soil Gas	Soil Vapor Extraction (SVE)	Landfill Gas	Other (Please specify in notes section)	
SS-1	8/24/22	0840	8/24/22	0927	-30	-1.5	5952	4136	X									X					
SS-2		0937		1014	-26	-1.5	6105	5456	X									X					
IA-1		0825		1632	-29.5	-4.0	8852	5108	X								X						
IA-2		0820		1636	-28	-5.0	4043	4098	X								X						
AA-1		0904		1625	-25	-2.0	6550	6267	X								X						
		Temperature (Fahrenheit)																					
		Start	Interior	71	Ambient	82																	
		Stop		71		82																	
		Pressure (inches of Hg)																					
		Start	Interior	30.5	Ambient	30.5																	
		Stop		30.0		30.0																	



500-221332 Chain of Custody

Special Instructions/QC Requirements & Comments:
MSA # 40411

Samples Shipped by: Madeline Edwards (stantec)	Date / Time: 8/24/2022, 1700	Samples Received by: Michelle Cannon EPA-BUI 8/25/22 1030
Samples Relinquished by:	Date / Time:	Received by:
Relinquished by:	Date / Time:	Received by:

Lab Use Only: Shipper Name:	Opened by:	Condition:
-----------------------------	------------	------------

ORIGIN ID:BTVA (802) 923-1058
MADELINE EDWARDS
STANTEC CONSULTING CORP.
12080 CORPORATE PARKWAY SUITE 200

SHIP DATE: 17AUG22
ACTWGT: 10.00 LB MAN
CAD: 000890364

MEQUON, WI 53092
UNITED STATES US

TO **SAMPLE MANAGEMENT**
EUROFINS TESTAMERICA BURLINGTON
30 COMMUNITY DRIVE
SUITE 11
SOUTH BURLINGTON VT 05403

(802) 923-1058
REF: S500 - 104796

RMA: ||| ||| |||



FedEx

TRK# 5929 8884 7453
0221

THU - 25
PRIORITY

NL BTVA



#4700153 08/24 581J2/F39D/FE2D

eurofins

Environment Testing
TestAmerica

14 MFTN EXP 04/22

ORIGIN ID:BTVA (802) 923-1058
MADELINE EDWARDS
STANTEC CONSULTING CORP.
12080 CORPORATE PARKWAY SUITE 200


SHIP DATE: 17AUG22
ACTWGT: 10.00 LB MAN
CAD: 000890364/CAFE3612

MEQUON, WI 53092
UNITED STATES US

TO **SAMPLE MANAGEMENT**
EUROFINS TESTAMERICA BURLINGTON
30 COMMUNITY DRIVE
SUITE 11
SOUTH BURLINGTON VT 05403

(802) 923-1058
REF: S500 - 104796

RMA: ||| ||| |||



FedEx
Express




FedEx
TRK# 5929 8884 7464
0221

THU - 25 AUG 10:30A
PRIORITY OVERNIGHT

NL BTVA

05403
VT-US BTVA



Login Sample Receipt Checklist

Client: Stantec Consulting Corp.

Job Number: 500-221332-1

Login Number: 221332

List Number: 1

Creator: Dawicki, Don C

List Source: Eurofins Chicago

Question	Answer	Comment
Radioactivity wasn't checked or is \leq background as measured by a survey meter.	N/A	Lab does not accept radioactive samples.
The cooler's custody seal, if present, is intact.	True	1953985
Sample custody seals, if present, are intact.	N/A	Not Present
The cooler or samples do not appear to have been compromised or tampered with.	True	
Samples were received on ice.	N/A	
Cooler Temperature is acceptable.	N/A	
Cooler Temperature is recorded.	N/A	
COC is present.	True	
COC is filled out in ink and legible.	True	
COC is filled out with all pertinent information.	True	
Is the Field Sampler's name present on COC?	N/A	
There are no discrepancies between the containers received and the COC.	True	
Samples are received within Holding Time (excluding tests with immediate HTs)	True	
Sample containers have legible labels.	True	
Containers are not broken or leaking.	True	
Sample collection date/times are provided.	True	
Appropriate sample containers are used.	True	
Sample bottles are completely filled.	True	
Sample Preservation Verified.	True	
There is sufficient vol. for all requested analyses, incl. any requested MS/MSDs	True	
Containers requiring zero headspace have no headspace or bubble is <math><6\text{mm}</math> (1/4").	True	
Multiphasic samples are not present.	True	
Samples do not require splitting or compositing.	True	
Residual Chlorine Checked.	N/A	

Login Sample Receipt Checklist

Client: Stantec Consulting Corp.

Job Number: 500-221332-1

Login Number: 221332

List Number: 2

Creator: Dawicki, Don C

List Source: Eurofins Burlington

List Creation: 08/25/22 01:54 PM

Question	Answer	Comment
Radioactivity wasn't checked or is \leq background as measured by a survey meter.	True	
The cooler's custody seal, if present, is intact.	True	
Sample custody seals, if present, are intact.	True	
The cooler or samples do not appear to have been compromised or tampered with.	True	
Samples were received on ice.	True	
Cooler Temperature is acceptable.	True	
Cooler Temperature is recorded.	True	
COC is present.	True	
COC is filled out in ink and legible.	True	
COC is filled out with all pertinent information.	True	
Is the Field Sampler's name present on COC?	True	
There are no discrepancies between the containers received and the COC.	True	
Samples are received within Holding Time (excluding tests with immediate HTs)	True	
Sample containers have legible labels.	True	
Containers are not broken or leaking.	True	
Sample collection date/times are provided.	True	
Appropriate sample containers are used.	True	
Sample bottles are completely filled.	True	
Sample Preservation Verified.	True	
There is sufficient vol. for all requested analyses, incl. any requested MS/MSDs	True	
Containers requiring zero headspace have no headspace or bubble is <math><6\text{mm}</math> (1/4").	True	
Multiphasic samples are not present.	True	
Samples do not require splitting or compositing.	True	
Residual Chlorine Checked.	True	

Post-Sampling Air Canister Pressure Check Record

Login # (w/ Location Code)	Date	Time (Military)	Lab BP ("Hg)	Lab Temp (°C)	Pressure Gauge ID	Analyst		
500-221332	08/25/22	14:08	29.7	23	G30	DCD		
Sampling Information and Return Equipment Check				Yes	No	Comments		
(1) Is a Field Test Data Sheet (FTDS) or similar sampling documentation present?					X			
(2) Is the flow controller ID used for each canister recorded?				X				
(3) MA MCP & NJ DKQP: Check return flow rate for flow controllers					X			
(4) Is visible sign of damage to canister and/or flow controller (FC) present?					X			
If damage observed, list equipment IDs and describe condition:								
Post-Sampling Return Pressure Check								
Lab ID	Canister ID	Pressure ¹ ("Hg)	Anomaly ² (Y/N)	FC ID ³	FC Check ⁴ Reference	FC Return (Y/N)	Can Cert Batch ID	Comments
500-221332-A-1	4316	-2.3	N	5952	92/59	Y	6264-51862	
500-221332-A-2	5456	-5.8	N	6105	92/59	Y	6264-51862	
500-221332-A-3	6267	-8.5	N	8852	92/24	Y	6311-51968	
500-221332-A-4	5108	-6.1	N	4043	*2/24	Y	6264-51862	
500-221332-A-5	4098	-6.7	N	6550	92/33	Y	6264-51862	

¹ Criteria: Return Pressure should be between -1 and -10 ("Hg) with the exception of grab samples or those using 100 or 200mL/minute flow controllers. These samples must be returned at no lower than -10"Hg, but have no specific criteria otherwise.

² If return pressure is not within criteria, initiate Non-Conformance Memo.

³ Record the ID of the FC used for sampling if information is provided, otherwise leave blank.

⁴ Record the Flow Controller Set Flow Rate Logbook ID and Page number in which the original FC Check was recorded

Pre-Shipment Clean Canister Certification Report

Canister Cleaning & Pre-Shipment Leak Test

System ID		Max DF#	# Cycles	Cleaning Start Date/Time		System Start Temp(s)	Technician			Can Size	Certification Type:				
Top Rack		10	25	7/27/2022		800	23			TPB	6 liter	batch			
Port	Can ID	Initial ¹ (psia)	Final (psia)	Diff. ³	Final ("Hg)	Initial Reading					Final Reading				
						Gauge:	Date:	Time:	Tech:	Temp:	Gauge:	Date:	Time:	Tech:	Temp:
1	5421	.04	.04	0	29.5	G26	7/28/22	0730	TPB	22	G26	8/9/22	1240	←	22.0
2	2669	↓	.04	0	↓	G26	↓	↓	↓	↓	G26	↓	↓	↓	↓
3	5108	↓	.04	0	↓	G26	↓	↓	↓	↓	G26	↓	↓	↓	↓
4	505	↓	.04	0	↓	G26	↓	↓	↓	↓	G26	↓	↓	↓	↓
5	4319	↓	.04	0	↓	G26	↓	↓	↓	↓	G26	↓	↓	↓	↓
6	3340	↓	.04	0	↓	G26	↓	↓	↓	↓	G26	↓	↓	↓	↓
7	4316	↓	.04	0	↓	G26	↓	↓	↓	↓	G26	↓	↓	↓	↓
8	4098	↓	.04	0	↓	G26	↓	↓	↓	↓	G26	↓	↓	↓	↓
9	6264	.04	.04	0	29.7	G26	8/9/22	1259	←	22.0	G26	8/19/22	1345	←	22.0
10	3006	.04	.04	0	29.5	G26	7/28/22	0730	TPB	22	G26	8/9/22	1240	←	22.0
11	2778	↓	.04	0	↓	G26	↓	↓	↓	↓	G26	↓	↓	↓	↓
12	5456	↓	.04	0	↓	G26	↓	↓	↓	↓	G26	↓	↓	↓	↓

¹ Batch Certification: The reading is taken on the "batch" canister and this value is used as the initial pressure for all canisters in the batch.

³ Difference = Final Pressure - Initial Pressure . Acceptance Criteria: (1) The difference must be less than or equal to + 0.25psi. (2) Pressure readings must be at least 24 hours apart.

If time frame was not met, the PM must authorize shipment of canister

PM Authorization

Date:

Clean Canister Certification Analysis & Authorization of Release to Inventory

Test Method: TO15 Routine TO15 LL

Can ID	Date	Sequence	Analyst	Inventory Level				Secondary Review			
				1	2	3	4	Limited	Review Date	Reviewer	
6264	7/29/22	51862	KPI		xxxx					7/29/22	JBB

Inventory Level 1: Individual Canister Certification (TO15LL 0.01).

Inventory Level 2: Individual or Batch Certification (TO15 0.04 ppbv).

Inventory Level 3: Individual or Batch Certification (TO15 0.2 ppbv).

Inventory Level Limited: Canisters may only be used for certain projects.

Dup Tees/Vac gauges (enter IDs if included):

Comments:

Page 48 of 61

8/30/2022

200-1637659

Summa Canister 6L

6264



200-64296-A-9



Pre-Shipment Clean Canister Certification Report

Canister Cleaning & Pre-Shipment Leak Test

System ID		Max DF#	# Cycles	Cleaning Start Date/Time		System Start Temp(s)		Technician		Can Size	Certification Type:								
Oven 1/2		25	25	8/3/2022		800		23		TPB	6 liter	batch							
Port	Can ID	Initial ¹ (psia)	Final (psia)	Diff. ³	Final ("Hg)	Initial Reading					Final Reading								
						Gauge:	Date:	Time:	Tech:	Temp:	Gauge:	Date:	Time:	Tech:	Temp:				
1	2644					G26					G26								
2	9216	.04	.09	.05	29.6	G26	8/4/22	1130		22.0	G26	8/9/22	1405		TPB	Z3			
3	3642		.04		29.6	G26					G26								
4	6311	.04	.04		29.7	G26	8/9/22	1405		TPB Z3	G26	8/14/22	1345						22.0
5	3087	.04	.04		29.6	G26	8/4/22	1130		22.0	G26	8/9/22	1405		TPB	Z3			
6	6267					G26					G26								
7	9228					G26					G26								
8	5624					G26					G26								
9	5095					G26					G26								
10	2672		.13	.09		G26					G26								
11	34000189		.04			G26					G26								
12	5630					G26					G26								

¹ Batch Certification: The reading is taken on the "batch" canister and this value is used as the initial pressure for all canisters in the batch.

³ Difference = Final Pressure - Initial Pressure . Acceptance Criteria: (1) The difference must be less than or equal to + 0.25psi. (2) Pressure readings must be at least 24 hours apart.

If time frame was not met, the PM must authorize shipment of canister

PM Authorization

Date:

Clean Canister Certification Analysis & Authorization of Release to Inventory

Test Method: <input checked="" type="checkbox"/> TO15 Routine <input type="checkbox"/> TO15 LL		Inventory Level				Secondary Review				
Can ID	Date	Sequence	Analyst	1	2	3	4	Limited	Review Date	Reviewer
6311	8/16/22	51965	KPI		xxxx				8/19/22	TPB

Inventory Level 1: Individual Canister Certification (TO15LL 0.01).

Inventory Level 2: Individual or Batch Certification (TO15 0.04 ppbv).

Inventory Level 3: Individual or Batch Certification (TO15 0.2 ppbv).

Inventory Level Limited: Canisters may only be used for certain projects.

Dup Tees/Vac gauges (enter IDs if included):

Comments: _____

Page 49 of 61

8/30/2022

6311

200-1640523



200-64395-A-4



FORM I
AIR - GC/MS VOA ORGANICS ANALYSIS DATA SHEET

Lab Name: Eurofins Burlington Job No.: 200-64296-1
 SDG No.: _____
 Client Sample ID: 6264 Lab Sample ID: 200-64296-9
 Matrix: Air Lab File ID: 51862-015.d
 Analysis Method: TO-15 Date Collected: 07/27/2022 08:00
 Sample wt/vol: 1000 (mL) Date Analyzed: 07/28/2022 20:20
 Soil Aliquot Vol: _____ Dilution Factor: 0.2
 Soil Extract Vol.: _____ GC Column: RTX-624 ID: 0.32 (mm)
 Purge Volume: _____ Heated Purge: (Y/N) _____ pH: _____
 % Moisture: _____ % Solids: _____ Level: (low/med) Low
 Analysis Batch No.: 182126 Units: ppb v/v

CAS NO.	COMPOUND NAME	RESULT	Q	RL	MDL
100-41-4	Ethylbenzene	0.040	U	0.040	0.020
100-42-5	Styrene	0.040	U	0.040	0.0064
10061-01-5	1,3-Dichloropropene, cis-	0.040	U	0.040	0.0040
10061-02-6	1,3-Dichloropropene, trans-	0.040	U	0.040	0.018
106-46-7	1,4-Dichlorobenzene	0.040	U	0.040	0.019
106-93-4	1,2-Dibromoethane	0.040	U	0.040	0.0092
106-99-0	1,3-Butadiene	0.040	U	0.040	0.0076
107-05-1	Allyl chloride	0.10	U	0.10	0.022
107-06-2	1,2-Dichloroethane	0.040	U	0.040	0.030
108-10-1	Methyl isobutyl ketone (MIBK)	0.10	U	0.10	0.038
108-67-8	1,3,5-Trimethylbenzene	0.040	U	0.040	0.0088
108-88-3	Toluene	0.040	U	0.040	0.019
108-90-7	Chlorobenzene	0.040	U	0.040	0.0086
109-99-9	Tetrahydrofuran	1.0	U	1.0	0.24
110-54-3	Hexane	0.10	U	0.10	0.046
110-82-7	Cyclohexane	0.040	U	0.040	0.0070
120-82-1	1,2,4-Trichlorobenzene	0.10	U	0.10	0.038
123-91-1	1,4-Dioxane	0.040	U	0.040	0.032
124-48-1	Dibromochloromethane	0.040	U	0.040	0.0062
127-18-4	Tetrachloroethene	0.040	U	0.040	0.0054
142-82-5	n-Heptane	0.040	U	0.040	0.012
156-59-2	1,2-Dichloroethene, cis-	0.040	U	0.040	0.0066
156-60-5	1,2-Dichloroethene, trans-	0.040	U	0.040	0.018
1634-04-4	Methyl tert-butyl ether	0.040	U	0.040	0.016
179601-23-1	m,p-Xylene	0.10	U	0.10	0.034
540-84-1	2,2,4-Trimethylpentane	0.040	U	0.040	0.0070
541-73-1	1,3-Dichlorobenzene	0.040	U	0.040	0.018
56-23-5	Carbon tetrachloride	0.040	U	0.040	0.0064
593-60-2	Vinyl bromide	0.040	U	0.040	0.017
622-96-8	4-Ethyltoluene	0.040	U	0.040	0.010
64-17-5	Ethanol	1.0	U	1.0	0.13
67-63-0	Isopropanol	1.0	U	1.0	0.20
67-64-1	Acetone	1.0	U	1.0	0.40
67-66-3	Chloroform	0.040	U	0.040	0.0092

FORM I
AIR - GC/MS VOA ORGANICS ANALYSIS DATA SHEET

Lab Name: Eurofins Burlington Job No.: 200-64296-1
 SDG No.: _____
 Client Sample ID: 6264 Lab Sample ID: 200-64296-9
 Matrix: Air Lab File ID: 51862-015.d
 Analysis Method: TO-15 Date Collected: 07/27/2022 08:00
 Sample wt/vol: 1000 (mL) Date Analyzed: 07/28/2022 20:20
 Soil Aliquot Vol: _____ Dilution Factor: 0.2
 Soil Extract Vol.: _____ GC Column: RTX-624 ID: 0.32 (mm)
 Purge Volume: _____ Heated Purge: (Y/N) _____ pH: _____
 % Moisture: _____ % Solids: _____ Level: (low/med) Low
 Analysis Batch No.: 182126 Units: ppb v/v

CAS NO.	COMPOUND NAME	RESULT	Q	RL	MDL
71-43-2	Benzene	0.040	U	0.040	0.015
71-55-6	1,1,1-Trichloroethane	0.040	U	0.040	0.0078
74-83-9	Bromomethane	0.040	U	0.040	0.010
74-87-3	Chloromethane	0.10	U	0.10	0.024
75-00-3	Chloroethane	0.10	U	0.10	0.050
75-01-4	Vinyl chloride	0.040	U	0.040	0.0056
75-09-2	Methylene Chloride	0.10	U	0.10	0.034
75-15-0	Carbon disulfide	0.10	U	0.10	0.026
75-25-2	Bromoform	0.040	U	0.040	0.012
75-27-4	Bromodichloromethane	0.040	U	0.040	0.0080
75-34-3	1,1-Dichloroethane	0.040	U	0.040	0.0058
75-35-4	1,1-Dichloroethene	0.040	U	0.040	0.0058
75-65-0	tert-Butyl alcohol	1.0	U	1.0	0.24
75-69-4	Trichlorofluoromethane	0.040	U	0.040	0.010
75-71-8	Dichlorodifluoromethane	0.10	U	0.10	0.022
76-13-1	1,1,2-Trichloro-1,2,2-trifluoroethane	0.040	U	0.040	0.011
76-14-2	1,2-Dichlorotetrafluoroethane	0.040	U	0.040	0.011
78-87-5	1,2-Dichloropropane	0.040	U	0.040	0.017
78-93-3	Methyl ethyl ketone (MEK)	0.10	U	0.10	0.034
79-00-5	1,1,2-Trichloroethane	0.040	U	0.040	0.0068
79-01-6	Trichloroethene	0.040	U	0.040	0.0048
79-34-5	1,1,2,2-Tetrachloroethane	0.040	U	0.040	0.0086
80-62-6	Methyl methacrylate	0.10	U	0.10	0.032
87-68-3	Hexachlorobutadiene	0.040	U	0.040	0.0062
91-20-3	Naphthalene	0.10	U	0.10	0.034
95-47-6	Xylene, o-	0.040	U	0.040	0.019
95-49-8	2-Chlorotoluene	0.040	U	0.040	0.0096
95-50-1	1,2-Dichlorobenzene	0.040	U	0.040	0.014
95-63-6	1,2,4-Trimethylbenzene	0.040	U	0.040	0.0094
591-78-6	2-Hexanone	0.10	U	0.10	0.040

Eurofins Burlington
Target Compound Quantitation Report

Data File: \\chromfs\Burlington\ChromData\CHW.i\20220728-51862.b\51862-015.d
 Lims ID: 200-64296-A-9
 Client ID: 6264
 Sample Type: Client
 Inject. Date: 28-Jul-2022 20:20:30 ALS Bottle#: 14 Worklist Smp#: 15
 Purge Vol: 200.000 mL Dil. Factor: 0.2000
 Sample Info: 200-0051862-015
 Misc. Info.: 64269-9
 Operator ID: vtp Instrument ID: CHW.i
 Method: \\chromfs\Burlington\ChromData\CHW.i\20220728-51862.b\TO15_TO3_MasterMethod_W.m
 Limit Group: AI_TO15_ICAL
 Last Update: 29-Jul-2022 07:42:29 Calib Date: 09-Jul-2022 01:03:30
 Integrator: RTE ID Type: Deconvolution ID
 Quant Method: Internal Standard Quant By: Initial Calibration
 Last ICal File: \\chromfs\Burlington\ChromData\CHW.i\20220708-51593.b\51593-013.d
 Column 1 : RTX-624 (0.32 mm) Det: MS SCAN
 Process Host: CTX1673

First Level Reviewer: BKZ7

Date: 29-Jul-2022 07:46:39

Compound	Sig	RT (min.)	Adj RT (min.)	Dlt RT (min.)	Q	Response	OnCol Amt ppb v/v	Flags
1 Propene	41		4.083				ND	
2 Dichlorodifluoromethane	85		4.174				ND	
3 Chlorodifluoromethane	51		4.217				ND	7
4 1,2-Dichloro-1,1,2,2-tetrafluoro	85		4.517				ND	
5 Chloromethane	50		4.629				ND	7
6 Vinyl chloride	62		4.929				ND	
7 Butane	43		4.934				ND	
8 Butadiene	54		5.041				ND	
9 Bromomethane	94		5.747				ND	
10 Chloroethane	64		6.015				ND	
13 Vinyl bromide	106		6.427				ND	
14 Trichlorofluoromethane	101		6.587				ND	
16 Ethanol	45		6.962				ND	
20 1,1-Dichloroethene	96		7.641				ND	
21 1,1,2-Trichloro-1,2,2-trifluoro	101		7.684				ND	
22 Acetone	43		7.721				ND	7
23 Isopropyl alcohol	45		8.021				ND	7
24 Carbon disulfide	76	8.042	8.048	-0.006	60	1048	0.0211	
26 3-Chloro-1-propene	41		8.336				ND	7
27 Methylene Chloride	49		8.566				ND	7
28 2-Methyl-2-propanol	59		8.791				ND	
30 trans-1,2-Dichloroethene	61		9.064				ND	
31 Methyl tert-butyl ether	73		9.080				ND	7
32 Hexane	57		9.567				ND	
33 1,1-Dichloroethane	63		9.818				ND	
34 Vinyl acetate	43		9.834				ND	
S 35 1,2-Dichloroethene, Total	61		10.200				ND	7
36 2-Butanone (MEK)	72		10.781				ND	
37 cis-1,2-Dichloroethene	96		10.803				ND	
38 Ethyl acetate	88		10.867				ND	
* 39 Chlorobromomethane	128	11.209	11.209	0.000	70	145647	10.0	

Compound	Sig	RT (min.)	Adj RT (min.)	Dlt RT (min.)	Q	Response	OnCol Amt ppb v/v	Flags
40 Tetrahydrofuran	42		11.263				ND	7
41 Chloroform	83		11.391				ND	
42 1,1,1-Trichloroethane	97		11.691				ND	
43 Cyclohexane	84		11.830				ND	
44 Carbon tetrachloride	117		11.969				ND	
45 Benzene	78		12.311				ND	
46 1,2-Dichloroethane	62		12.392				ND	
47 Isooctane	57		12.536				ND	
48 n-Heptane	43		12.846				ND	7
* 49 1,4-Difluorobenzene	114	13.055	13.055	0.000	95	752610	10.0	
51 Trichloroethene	95		13.483				ND	
53 1,2-Dichloropropane	63		13.932				ND	
54 Methyl methacrylate	69		14.034				ND	
55 1,4-Dioxane	88		14.077				ND	
57 Dibromomethane	174		14.093				ND	7
58 Dichlorobromomethane	83		14.408				ND	
59 cis-1,3-Dichloropropene	75		15.211				ND	
61 4-Methyl-2-pentanone (MIBK)	43		15.473				ND	7
62 Toluene	92		15.847				ND	
66 trans-1,3-Dichloropropene	75		16.265				ND	
67 1,1,2-Trichloroethane	83		16.639				ND	
68 Tetrachloroethene	166		16.832				ND	7
69 2-Hexanone	43		17.056				ND	7
70 Chlorodibromomethane	129		17.372				ND	
71 Ethylene Dibromide	107		17.607				ND	
* 73 Chlorobenzene-d5	117	18.522	18.522	0.000	91	626481	10.0	
74 Chlorobenzene	112		18.581				ND	
75 Ethylbenzene	91		18.779				ND	
76 m-Xylene & p-Xylene	106		19.036				ND	
78 o-Xylene	106		19.812				ND	
79 Styrene	104		19.849				ND	
S 80 Xylenes, Total	106		20.100				ND	7
81 Bromoform	173		20.202				ND	
82 Isopropylbenzene	105		20.534				ND	
83 1,1,1,2-Tetrachloroethane	83		21.069				ND	7
85 N-Propylbenzene	91		21.277				ND	
86 2-Chlorotoluene	91		21.422				ND	
87 4-Ethyltoluene	105		21.481				ND	
88 1,3,5-Trimethylbenzene	105		21.577				ND	
91 tert-Butylbenzene	119		22.064				ND	
92 1,2,4-Trimethylbenzene	105		22.155				ND	
93 sec-Butylbenzene	105		22.395				ND	
94 1,3-Dichlorobenzene	146		22.567				ND	7
95 4-Isopropyltoluene	119		22.615				ND	
96 1,4-Dichlorobenzene	146		22.711				ND	7
97 Benzyl chloride	91		22.861				ND	
98 n-Butylbenzene	91		23.171				ND	
99 1,2-Dichlorobenzene	146		23.193				ND	
102 1,2,4-Trichlorobenzene	180		25.579				ND	
103 Hexachlorobutadiene	225		25.819				ND	
104 Naphthalene	128		26.039				ND	

[QC Flag Legend](#)

Processing Flags

7 - Failed Limit of Detection

[Reagents:](#)

ATTO15WISs_00009

Amount Added: 20.00

Units: mL

Run Reagent

- 1
- 2
- 3
- 4
- 5
- 6
- 7
- 8
- 9
- 10
- 11
- 12
- 13
- 14
- 15
- 16

Eurofins Burlington

Data File: \\chromfs\Burlington\ChromData\CHW.i\20220728-51862.b\51862-015.d

Injection Date: 28-Jul-2022 20:20:30

Instrument ID: CHW.i

Operator ID: vtp

Lims ID: 200-64296-A-9

Lab Sample ID: 200-64296-9

Worklist Smp#: 15

Client ID: 6264

Purge Vol: 200.000 mL

Dil. Factor: 0.2000

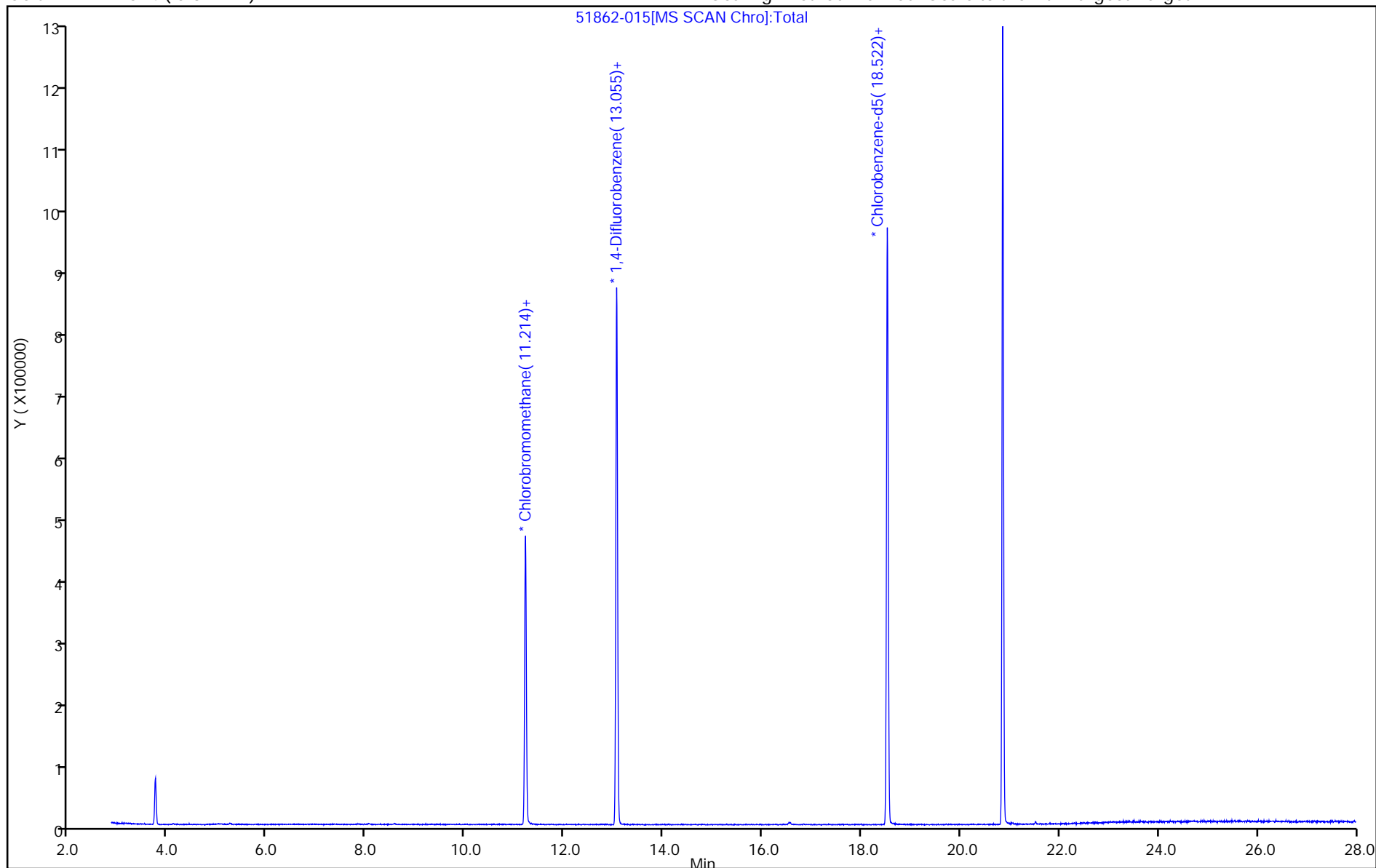
ALS Bottle#: 14

Method: TO15_TO3_MasterMethod_W

Limit Group: AI_TO15_ICAL

Column: RTX-624 (0.32 mm)

Y Scaling: Method Defined: Scale to the Nth Largest Target: 1



FORM I
AIR - GC/MS VOA ORGANICS ANALYSIS DATA SHEET

Lab Name: Eurofins Burlington Job No.: 200-64395-1
 SDG No.: _____
 Client Sample ID: 6311 Lab Sample ID: 200-64395-4
 Matrix: Air Lab File ID: 51968-006.d
 Analysis Method: TO-15 Date Collected: 08/03/2022 08:00
 Sample wt/vol: 1000 (mL) Date Analyzed: 08/05/2022 13:59
 Soil Aliquot Vol: _____ Dilution Factor: 0.2
 Soil Extract Vol.: _____ GC Column: RTX-624 ID: 0.32 (mm)
 Purge Volume: _____ Heated Purge: (Y/N) _____ pH: _____
 % Moisture: _____ % Solids: _____ Level: (low/med) Low
 Analysis Batch No.: 182398 Units: ppb v/v

CAS NO.	COMPOUND NAME	RESULT	Q	RL	MDL
100-41-4	Ethylbenzene	0.040	U	0.040	0.020
100-42-5	Styrene	0.040	U	0.040	0.0064
10061-01-5	1,3-Dichloropropene, cis-	0.040	U	0.040	0.0040
10061-02-6	1,3-Dichloropropene, trans-	0.040	U	0.040	0.018
106-46-7	1,4-Dichlorobenzene	0.040	U	0.040	0.019
106-93-4	1,2-Dibromoethane	0.040	U	0.040	0.0092
106-99-0	1,3-Butadiene	0.040	U	0.040	0.0076
107-05-1	Allyl chloride	0.10	U	0.10	0.022
107-06-2	1,2-Dichloroethane	0.040	U	0.040	0.030
108-10-1	Methyl isobutyl ketone (MIBK)	0.10	U	0.10	0.038
108-67-8	1,3,5-Trimethylbenzene	0.040	U	0.040	0.0088
108-88-3	Toluene	0.040	U	0.040	0.019
108-90-7	Chlorobenzene	0.040	U	0.040	0.0086
109-99-9	Tetrahydrofuran	1.0	U	1.0	0.24
110-54-3	Hexane	0.10	U	0.10	0.046
110-82-7	Cyclohexane	0.040	U	0.040	0.0070
120-82-1	1,2,4-Trichlorobenzene	0.10	U	0.10	0.038
123-91-1	1,4-Dioxane	0.040	U	0.040	0.032
124-48-1	Dibromochloromethane	0.040	U	0.040	0.0062
127-18-4	Tetrachloroethene	0.040	U	0.040	0.0054
142-82-5	n-Heptane	0.040	U	0.040	0.012
156-59-2	1,2-Dichloroethene, cis-	0.040	U	0.040	0.0066
156-60-5	1,2-Dichloroethene, trans-	0.040	U	0.040	0.018
1634-04-4	Methyl tert-butyl ether	0.040	U	0.040	0.016
179601-23-1	m,p-Xylene	0.10	U	0.10	0.034
540-84-1	2,2,4-Trimethylpentane	0.040	U	0.040	0.0070
541-73-1	1,3-Dichlorobenzene	0.040	U	0.040	0.018
56-23-5	Carbon tetrachloride	0.040	U	0.040	0.0064
593-60-2	Vinyl bromide	0.040	U	0.040	0.017
622-96-8	4-Ethyltoluene	0.040	U	0.040	0.010
64-17-5	Ethanol	1.0	U	1.0	0.13
67-63-0	Isopropanol	1.0	U	1.0	0.20
67-64-1	Acetone	1.0	U	1.0	0.40
67-66-3	Chloroform	0.040	U	0.040	0.0092

FORM I
AIR - GC/MS VOA ORGANICS ANALYSIS DATA SHEET

Lab Name: Eurofins Burlington Job No.: 200-64395-1
 SDG No.: _____
 Client Sample ID: 6311 Lab Sample ID: 200-64395-4
 Matrix: Air Lab File ID: 51968-006.d
 Analysis Method: TO-15 Date Collected: 08/03/2022 08:00
 Sample wt/vol: 1000 (mL) Date Analyzed: 08/05/2022 13:59
 Soil Aliquot Vol: _____ Dilution Factor: 0.2
 Soil Extract Vol.: _____ GC Column: RTX-624 ID: 0.32 (mm)
 Purge Volume: _____ Heated Purge: (Y/N) _____ pH: _____
 % Moisture: _____ % Solids: _____ Level: (low/med) Low
 Analysis Batch No.: 182398 Units: ppb v/v

CAS NO.	COMPOUND NAME	RESULT	Q	RL	MDL
71-43-2	Benzene	0.040	U	0.040	0.015
71-55-6	1,1,1-Trichloroethane	0.040	U	0.040	0.0078
74-83-9	Bromomethane	0.040	U	0.040	0.010
74-87-3	Chloromethane	0.10	U	0.10	0.024
75-00-3	Chloroethane	0.10	U	0.10	0.050
75-01-4	Vinyl chloride	0.040	U	0.040	0.0056
75-09-2	Methylene Chloride	0.10	U	0.10	0.034
75-15-0	Carbon disulfide	0.10	U	0.10	0.026
75-25-2	Bromoform	0.040	U	0.040	0.012
75-27-4	Bromodichloromethane	0.040	U	0.040	0.0080
75-34-3	1,1-Dichloroethane	0.040	U	0.040	0.0058
75-35-4	1,1-Dichloroethene	0.040	U	0.040	0.0058
75-65-0	tert-Butyl alcohol	1.0	U	1.0	0.24
75-69-4	Trichlorofluoromethane	0.040	U	0.040	0.010
75-71-8	Dichlorodifluoromethane	0.10	U	0.10	0.022
76-13-1	1,1,2-Trichloro-1,2,2-trifluoroethane	0.040	U	0.040	0.011
76-14-2	1,2-Dichlorotetrafluoroethane	0.040	U	0.040	0.011
78-87-5	1,2-Dichloropropane	0.040	U	0.040	0.017
78-93-3	Methyl ethyl ketone (MEK)	0.10	U	0.10	0.034
79-00-5	1,1,2-Trichloroethane	0.040	U	0.040	0.0068
79-01-6	Trichloroethene	0.040	U	0.040	0.0048
79-34-5	1,1,2,2-Tetrachloroethane	0.040	U	0.040	0.0086
80-62-6	Methyl methacrylate	0.10	U	0.10	0.032
87-68-3	Hexachlorobutadiene	0.040	U	0.040	0.0062
91-20-3	Naphthalene	0.10	U	0.10	0.034
95-47-6	Xylene, o-	0.040	U	0.040	0.019
95-49-8	2-Chlorotoluene	0.040	U	0.040	0.0096
95-50-1	1,2-Dichlorobenzene	0.040	U	0.040	0.014
95-63-6	1,2,4-Trimethylbenzene	0.040	U	0.040	0.0094
591-78-6	2-Hexanone	0.10	U	0.10	0.040

Eurofins Burlington
Target Compound Quantitation Report

Data File: \\chromfs\Burlington\ChromData\CHW.i\20220805-51968.b\51968-006.d
 Lims ID: 200-64395-A-4
 Client ID: 6311
 Sample Type: Client
 Inject. Date: 05-Aug-2022 13:59:30 ALS Bottle#: 6 Worklist Smp#: 6
 Purge Vol: 200.000 mL Dil. Factor: 0.2000
 Sample Info: 200-0051968-006
 Operator ID: vtp Instrument ID: CHW.i
 Method: \\chromfs\Burlington\ChromData\CHW.i\20220805-51968.b\TO15_TO3_MasterMethod_W.m
 Limit Group: AI_TO15_ICAL
 Last Update: 08-Aug-2022 08:08:03 Calib Date: 09-Jul-2022 01:03:30
 Integrator: RTE ID Type: Deconvolution ID
 Quant Method: Internal Standard Quant By: Initial Calibration
 Last ICal File: \\chromfs\Burlington\ChromData\CHW.i\20220708-51593.b\51593-013.d
 Column 1 : RTX-624 (0.32 mm) Det: MS SCAN
 Process Host: CTX1665

First Level Reviewer: puangmaleek

Date: 08-Aug-2022 08:08:46

Compound	Sig	RT (min.)	Adj RT (min.)	Dlt RT (min.)	Q	Response	OnCol Amt ppb v/v	Flags
1 Propene	41		4.073				ND	7
2 Dichlorodifluoromethane	85		4.169				ND	
3 Chlorodifluoromethane	51		4.212				ND	
4 1,2-Dichloro-1,1,2,2-tetrafluoro	85		4.517				ND	
5 Chloromethane	50		4.629				ND	
6 Vinyl chloride	62		4.929				ND	
7 Butane	43		4.929				ND	7
8 Butadiene	54		5.041				ND	
9 Bromomethane	94		5.742				ND	
10 Chloroethane	64		6.015				ND	
13 Vinyl bromide	106		6.427				ND	
14 Trichlorofluoromethane	101		6.587				ND	
16 Ethanol	45		6.962				ND	
20 1,1-Dichloroethene	96		7.641				ND	
21 1,1,2-Trichloro-1,2,2-trifluoro	101		7.678				ND	
22 Acetone	43		7.721				ND	7
23 Isopropyl alcohol	45		8.026				ND	
24 Carbon disulfide	76	8.042	8.048	-0.006	61	2363	0.0471	
26 3-Chloro-1-propene	41		8.336				ND	7
27 Methylene Chloride	49		8.566				ND	7
28 2-Methyl-2-propanol	59		8.797				ND	
30 trans-1,2-Dichloroethene	61		9.064				ND	
31 Methyl tert-butyl ether	73		9.085				ND	7
32 Hexane	57		9.572				ND	
33 1,1-Dichloroethane	63		9.818				ND	
34 Vinyl acetate	43		9.834				ND	7
S 35 1,2-Dichloroethene, Total	61		10.200				ND	7
36 2-Butanone (MEK)	72		10.787				ND	
37 cis-1,2-Dichloroethene	96		10.803				ND	7
38 Ethyl acetate	88		10.878				ND	
* 39 Chlorobromomethane	128	11.215	11.215	0.000	71	147175	10.0	
40 Tetrahydrofuran	42		11.268				ND	7

Compound	Sig	RT (min.)	Adj RT (min.)	Dlt RT (min.)	Q	Response	OnCol Amt ppb v/v	Flags
41 Chloroform	83		11.391				ND	
42 1,1,1-Trichloroethane	97		11.691				ND	
43 Cyclohexane	84		11.830				ND	
44 Carbon tetrachloride	117		11.974				ND	
45 Benzene	78		12.317				ND	
46 1,2-Dichloroethane	62		12.397				ND	
47 Isooctane	57		12.536				ND	
48 n-Heptane	43		12.852				ND	7
* 49 1,4-Difluorobenzene	114	13.055	13.055	0.000	95	768355	10.0	
51 Trichloroethene	95		13.483				ND	
53 1,2-Dichloropropane	63		13.938				ND	
54 Methyl methacrylate	69		14.039				ND	
55 1,4-Dioxane	88		14.082				ND	
57 Dibromomethane	174		14.093				ND	7
58 Dichlorobromomethane	83		14.408				ND	
59 cis-1,3-Dichloropropene	75		15.211				ND	
61 4-Methyl-2-pentanone (MIBK)	43		15.478				ND	
62 Toluene	92		15.847				ND	7
66 trans-1,3-Dichloropropene	75		16.265				ND	
67 1,1,2-Trichloroethane	83		16.639				ND	
68 Tetrachloroethene	166		16.837				ND	
69 2-Hexanone	43		17.056				ND	7
70 Chlorodibromomethane	129		17.372				ND	
71 Ethylene Dibromide	107		17.613				ND	
* 73 Chlorobenzene-d5	117	18.522	18.522	0.000	91	639563	10.0	
74 Chlorobenzene	112		18.581				ND	
75 Ethylbenzene	91		18.779				ND	7
76 m-Xylene & p-Xylene	106		19.047				ND	
78 o-Xylene	106		19.812				ND	
79 Styrene	104		19.849				ND	
S 80 Xylenes, Total	106		20.100				ND	7
81 Bromoform	173		20.207				ND	
82 Isopropylbenzene	105		20.539				ND	7
83 1,1,2,2-Tetrachloroethane	83		21.069				ND	7
85 N-Propylbenzene	91		21.277				ND	7
86 2-Chlorotoluene	91		21.422				ND	7
87 4-Ethyltoluene	105		21.481				ND	7
88 1,3,5-Trimethylbenzene	105		21.577				ND	7
91 tert-Butylbenzene	119		22.069				ND	
92 1,2,4-Trimethylbenzene	105		22.155				ND	7
93 sec-Butylbenzene	105		22.395				ND	7
94 1,3-Dichlorobenzene	146	22.561	22.567	-0.006	1	906	0.0128	
95 4-Isopropyltoluene	119		22.620				ND	7
96 1,4-Dichlorobenzene	146		22.711				ND	7
97 Benzyl chloride	91		22.861				ND	7
98 n-Butylbenzene	91		23.171				ND	7
99 1,2-Dichlorobenzene	146	23.203	23.198	0.005	31	1096	0.0151	
102 1,2,4-Trichlorobenzene	180		25.579				ND	7
103 Hexachlorobutadiene	225		25.819				ND	7
104 Naphthalene	128		26.039				ND	7

[QC Flag Legend](#)

Processing Flags

7 - Failed Limit of Detection

[Reagents:](#)

ATTO15WISs_00009

Amount Added: 20.00

Units: mL

Run Reagent

- 1
- 2
- 3
- 4
- 5
- 6
- 7
- 8
- 9
- 10
- 11
- 12
- 13
- 14
- 15
- 16

Eurofins Burlington

Data File: \\chromfs\Burlington\ChromData\CHW.i\20220805-51968.b\51968-006.d

Injection Date: 05-Aug-2022 13:59:30

Instrument ID: CHW.i

Operator ID: vtp

Lims ID: 200-64395-A-4

Lab Sample ID: 200-64395-4

Worklist Smp#: 6

Client ID: 6311

Purge Vol: 200.000 mL

Dil. Factor: 0.2000

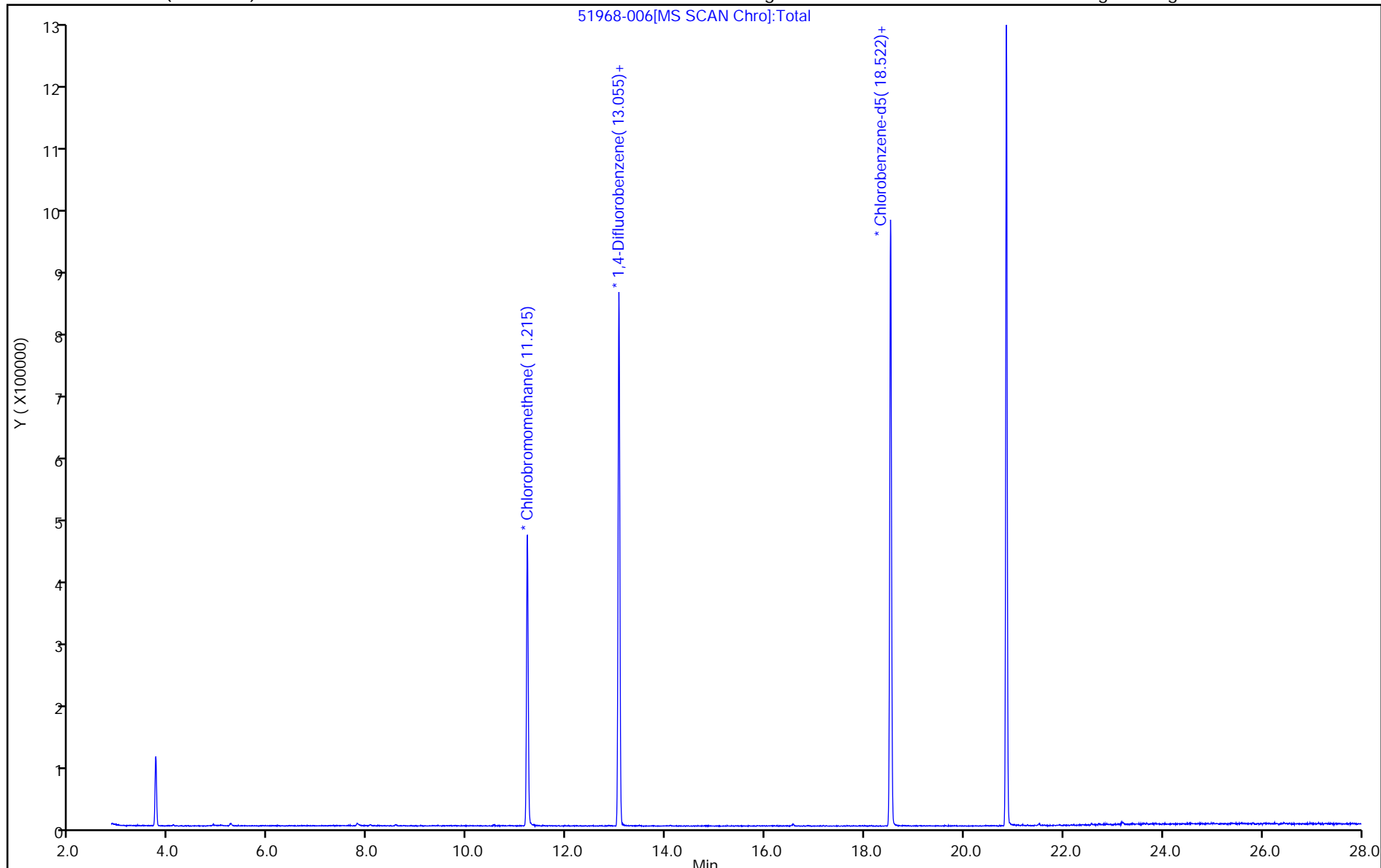
ALS Bottle#: 6

Method: TO15_TO3_MasterMethod_W

Limit Group: AI_TO15_ICAL

Column: RTX-624 (0.32 mm)

Y Scaling: Method Defined: Scale to the Nth Largest Target: 1



ANALYTICAL REPORT

Eurofins Chicago
2417 Bond Street
University Park, IL 60484
Tel: (708)534-5200

Laboratory Job ID: 500-222199-1

Client Project/Site: Cedarburg Light & Utility - 193709024

For:

Stantec Consulting Corp.
12080 Corporate Parkway
Mequon, Wisconsin 53092

Attn: Erin Gross



Authorized for release by:
9/28/2022 9:32:44 AM

Sandie Fredrick, Project Manager II
(920)261-1660

Sandra.Fredrick@et.eurofinsus.com

LINKS

Review your project
results through



Have a Question?



Visit us at:

www.eurofinsus.com/Env

The test results in this report meet all 2003 NELAC, 2009 TNI, and 2016 TNI requirements for accredited parameters, exceptions are noted in this report. This report may not be reproduced except in full, and with written approval from the laboratory. For questions please contact the Project Manager at the e-mail address or telephone number listed on this page.

This report has been electronically signed and authorized by the signatory. Electronic signature is intended to be the legally binding equivalent of a traditionally handwritten signature.

Results relate only to the items tested and the sample(s) as received by the laboratory.

- 1
- 2
- 3
- 4
- 5
- 6
- 7
- 8
- 9
- 10
- 11
- 12
- 13
- 14
- 15
- 16



Table of Contents

Cover Page	1
Table of Contents	2
Case Narrative	3
Detection Summary	4
Method Summary	5
Sample Summary	6
Client Sample Results	7
Definitions	15
QC Association	16
Surrogate Summary	17
QC Sample Results	18
Chronicle	24
Certification Summary	25
Chain of Custody	26
Receipt Checklists	28
Field Data Sheets	29

Case Narrative

Client: Stantec Consulting Corp.
Project/Site: Cedarburg Light & Utility - 193709024

Job ID: 500-222199-1

Job ID: 500-222199-1

Laboratory: Eurofins Chicago

Narrative

Job Narrative 500-222199-1

Comments

No additional comments.

Receipt

The samples were received on 9/14/2022 9:35 AM. Unless otherwise noted below, the samples arrived in good condition, and where required, properly preserved and on ice. The temperature of the cooler at receipt was 1.0° C.

GC/MS VOA

Method 8260B: The following sample is a labeled trip blank. This trip blank had detects above the reporting limit. It is likely this trip blank was prepared when the laboratory was having water quality issues, which have since been resolved. TRIP BLANK (500-222199-6)

Method 8260B: The laboratory control sample (LCS) for analytical batch 500-675188 recovered outside control limits for the following analytes: Bromomethane. These analytes were biased high in the LCS and were not detected in the associated samples; therefore, the data have been reported. MW1 (500-222199-2), MW2 (500-222199-3), MW3 (500-222199-4) and TRIP BLANK (500-222199-6)

No additional analytical or quality issues were noted, other than those described above or in the Definitions/Glossary page.

Detection Summary

Client: Stantec Consulting Corp.
Project/Site: Cedarburg Light & Utility - 193709024

Job ID: 500-222199-1

Client Sample ID: MW1

Lab Sample ID: 500-222199-2

Analyte	Result	Qualifier	RL	MDL	Unit	Dil Fac	D	Method	Prep Type
Dichlorobromomethane	0.63	J	1.0	0.37	ug/L	1		8260B	Total/NA
Chloroform	1.6	J	2.0	0.37	ug/L	1		8260B	Total/NA
Toluene	0.25	J	0.50	0.15	ug/L	1		8260B	Total/NA

Client Sample ID: MW2

Lab Sample ID: 500-222199-3

Analyte	Result	Qualifier	RL	MDL	Unit	Dil Fac	D	Method	Prep Type
Chloroform	0.37	J	2.0	0.37	ug/L	1		8260B	Total/NA

Client Sample ID: MW3

Lab Sample ID: 500-222199-4

Analyte	Result	Qualifier	RL	MDL	Unit	Dil Fac	D	Method	Prep Type
Chloroform	0.62	J	2.0	0.37	ug/L	1		8260B	Total/NA
Toluene	0.21	J	0.50	0.15	ug/L	1		8260B	Total/NA

Client Sample ID: TRIP BLANK

Lab Sample ID: 500-222199-6

Analyte	Result	Qualifier	RL	MDL	Unit	Dil Fac	D	Method	Prep Type
Ethylbenzene	0.29	J	0.50	0.18	ug/L	1		8260B	Total/NA
Xylenes, Total	1.0		1.0	0.22	ug/L	1		8260B	Total/NA

This Detection Summary does not include radiochemical test results.

Eurofins Chicago

Method Summary

Client: Stantec Consulting Corp.
Project/Site: Cedarburg Light & Utility - 193709024

Job ID: 500-222199-1

Method	Method Description	Protocol	Laboratory
8260B	Volatile Organic Compounds (GC/MS)	SW846	EET CHI
5030B	Purge and Trap	SW846	EET CHI

Protocol References:

SW846 = "Test Methods For Evaluating Solid Waste, Physical/Chemical Methods", Third Edition, November 1986 And Its Updates.

Laboratory References:

EET CHI = Eurofins Chicago, 2417 Bond Street, University Park, IL 60484, TEL (708)534-5200

- 1
- 2
- 3
- 4
- 5
- 6
- 7
- 8
- 9
- 10
- 11
- 12
- 13
- 14
- 15
- 16

Sample Summary

Client: Stantec Consulting Corp.
Project/Site: Cedarburg Light & Utility - 193709024

Job ID: 500-222199-1

Lab Sample ID	Client Sample ID	Matrix	Collected	Received
500-222199-2	MW1	Water	09/12/22 15:00	09/14/22 09:35
500-222199-3	MW2	Water	09/13/22 10:20	09/14/22 09:35
500-222199-4	MW3	Water	09/13/22 11:30	09/14/22 09:35
500-222199-6	TRIP BLANK	Water	09/13/22 00:00	09/14/22 09:35

- 1
- 2
- 3
- 4
- 5
- 6
- 7
- 8
- 9
- 10
- 11
- 12
- 13
- 14
- 15
- 16

Client Sample Results

Client: Stantec Consulting Corp.
 Project/Site: Cedarburg Light & Utility - 193709024

Job ID: 500-222199-1

Client Sample ID: MW1

Lab Sample ID: 500-222199-2

Date Collected: 09/12/22 15:00

Matrix: Water

Date Received: 09/14/22 09:35

Method: 8260B - Volatile Organic Compounds (GC/MS)

Analyte	Result	Qualifier	RL	MDL	Unit	D	Prepared	Analyzed	Dil Fac
1,1,1,2-Tetrachloroethane	<0.46		1.0	0.46	ug/L			09/19/22 18:18	1
1,1,1-Trichloroethane	<0.38		1.0	0.38	ug/L			09/19/22 18:18	1
1,1,2,2-Tetrachloroethane	<0.40		1.0	0.40	ug/L			09/19/22 18:18	1
1,1,2-Trichloroethane	<0.35		1.0	0.35	ug/L			09/19/22 18:18	1
1,1-Dichloroethane	<0.41		1.0	0.41	ug/L			09/19/22 18:18	1
1,1-Dichloroethene	<0.39		1.0	0.39	ug/L			09/19/22 18:18	1
1,1-Dichloropropene	<0.30		1.0	0.30	ug/L			09/19/22 18:18	1
1,2,3-Trichlorobenzene	<0.46		1.0	0.46	ug/L			09/19/22 18:18	1
1,2,3-Trichloropropane	<0.41		2.0	0.41	ug/L			09/19/22 18:18	1
1,2,4-Trichlorobenzene	<0.34		1.0	0.34	ug/L			09/19/22 18:18	1
1,2,4-Trimethylbenzene	<0.36		1.0	0.36	ug/L			09/19/22 18:18	1
1,2-Dibromo-3-Chloropropane	<2.0		5.0	2.0	ug/L			09/19/22 18:18	1
1,2-Dibromoethane	<0.39		1.0	0.39	ug/L			09/19/22 18:18	1
1,2-Dichlorobenzene	<0.33		1.0	0.33	ug/L			09/19/22 18:18	1
1,2-Dichloroethane	<0.39		1.0	0.39	ug/L			09/19/22 18:18	1
1,2-Dichloropropane	<0.43		1.0	0.43	ug/L			09/19/22 18:18	1
1,3,5-Trimethylbenzene	<0.25		1.0	0.25	ug/L			09/19/22 18:18	1
1,3-Dichlorobenzene	<0.40		1.0	0.40	ug/L			09/19/22 18:18	1
1,3-Dichloropropane	<0.36		1.0	0.36	ug/L			09/19/22 18:18	1
1,4-Dichlorobenzene	<0.36		1.0	0.36	ug/L			09/19/22 18:18	1
2,2-Dichloropropane	<0.44		1.0	0.44	ug/L			09/19/22 18:18	1
2-Chlorotoluene	<0.31		1.0	0.31	ug/L			09/19/22 18:18	1
4-Chlorotoluene	<0.35		1.0	0.35	ug/L			09/19/22 18:18	1
Benzene	<0.15		0.50	0.15	ug/L			09/19/22 18:18	1
Bromobenzene	<0.36		1.0	0.36	ug/L			09/19/22 18:18	1
Bromochloromethane	<0.43		1.0	0.43	ug/L			09/19/22 18:18	1
Dichlorobromomethane	0.63	J	1.0	0.37	ug/L			09/19/22 18:18	1
Bromoform	<0.48		1.0	0.48	ug/L			09/19/22 18:18	1
Bromomethane	<0.80	*+ F1	3.0	0.80	ug/L			09/19/22 18:18	1
Carbon tetrachloride	<0.38		1.0	0.38	ug/L			09/19/22 18:18	1
Chlorobenzene	<0.39		1.0	0.39	ug/L			09/19/22 18:18	1
Chloroethane	<0.51		1.0	0.51	ug/L			09/19/22 18:18	1
Chloroform	1.6	J	2.0	0.37	ug/L			09/19/22 18:18	1
Chloromethane	<0.32		1.0	0.32	ug/L			09/19/22 18:18	1
cis-1,2-Dichloroethene	<0.41		1.0	0.41	ug/L			09/19/22 18:18	1
cis-1,3-Dichloropropene	<0.42		1.0	0.42	ug/L			09/19/22 18:18	1
Dibromochloromethane	<0.49		1.0	0.49	ug/L			09/19/22 18:18	1
Dibromomethane	<0.27		1.0	0.27	ug/L			09/19/22 18:18	1
Dichlorodifluoromethane	<0.67		3.0	0.67	ug/L			09/19/22 18:18	1
Ethylbenzene	<0.18		0.50	0.18	ug/L			09/19/22 18:18	1
Hexachlorobutadiene	<0.45		1.0	0.45	ug/L			09/19/22 18:18	1
Isopropyl ether	<0.28		1.0	0.28	ug/L			09/19/22 18:18	1
Isopropylbenzene	<0.39		1.0	0.39	ug/L			09/19/22 18:18	1
Methyl tert-butyl ether	<0.39		1.0	0.39	ug/L			09/19/22 18:18	1
Methylene Chloride	<1.6		5.0	1.6	ug/L			09/19/22 18:18	1
Naphthalene	<0.34		1.0	0.34	ug/L			09/19/22 18:18	1
n-Butylbenzene	<0.39		1.0	0.39	ug/L			09/19/22 18:18	1
N-Propylbenzene	<0.41		1.0	0.41	ug/L			09/19/22 18:18	1
p-Isopropyltoluene	<0.36		1.0	0.36	ug/L			09/19/22 18:18	1

Eurofins Chicago

Client Sample Results

Client: Stantec Consulting Corp.
 Project/Site: Cedarburg Light & Utility - 193709024

Job ID: 500-222199-1

Client Sample ID: MW1

Lab Sample ID: 500-222199-2

Date Collected: 09/12/22 15:00

Matrix: Water

Date Received: 09/14/22 09:35

Method: 8260B - Volatile Organic Compounds (GC/MS) (Continued)

Analyte	Result	Qualifier	RL	MDL	Unit	D	Prepared	Analyzed	Dil Fac
sec-Butylbenzene	<0.40		1.0	0.40	ug/L			09/19/22 18:18	1
Styrene	<0.39		1.0	0.39	ug/L			09/19/22 18:18	1
tert-Butylbenzene	<0.40		1.0	0.40	ug/L			09/19/22 18:18	1
Tetrachloroethene	<0.37		1.0	0.37	ug/L			09/19/22 18:18	1
Toluene	0.25	J	0.50	0.15	ug/L			09/19/22 18:18	1
trans-1,2-Dichloroethene	<0.35		1.0	0.35	ug/L			09/19/22 18:18	1
trans-1,3-Dichloropropene	<0.36		1.0	0.36	ug/L			09/19/22 18:18	1
Trichloroethene	<0.16		0.50	0.16	ug/L			09/19/22 18:18	1
Trichlorofluoromethane	<0.43		1.0	0.43	ug/L			09/19/22 18:18	1
Vinyl chloride	<0.20		1.0	0.20	ug/L			09/19/22 18:18	1
Xylenes, Total	<0.22		1.0	0.22	ug/L			09/19/22 18:18	1

Surrogate	%Recovery	Qualifier	Limits	Prepared	Analyzed	Dil Fac
1,2-Dichloroethane-d4 (Surr)	89		75 - 126		09/19/22 18:18	1
4-Bromofluorobenzene (Surr)	99		72 - 124		09/19/22 18:18	1
Dibromofluoromethane (Surr)	96		75 - 120		09/19/22 18:18	1
Toluene-d8 (Surr)	99		75 - 120		09/19/22 18:18	1

Client Sample Results

Client: Stantec Consulting Corp.
 Project/Site: Cedarburg Light & Utility - 193709024

Job ID: 500-222199-1

Client Sample ID: MW2
Date Collected: 09/13/22 10:20
Date Received: 09/14/22 09:35

Lab Sample ID: 500-222199-3
Matrix: Water

Method: 8260B - Volatile Organic Compounds (GC/MS)

Analyte	Result	Qualifier	RL	MDL	Unit	D	Prepared	Analyzed	Dil Fac
1,1,1,2-Tetrachloroethane	<0.46		1.0	0.46	ug/L			09/19/22 18:42	1
1,1,1-Trichloroethane	<0.38		1.0	0.38	ug/L			09/19/22 18:42	1
1,1,2,2-Tetrachloroethane	<0.40		1.0	0.40	ug/L			09/19/22 18:42	1
1,1,2-Trichloroethane	<0.35		1.0	0.35	ug/L			09/19/22 18:42	1
1,1-Dichloroethane	<0.41		1.0	0.41	ug/L			09/19/22 18:42	1
1,1-Dichloroethene	<0.39		1.0	0.39	ug/L			09/19/22 18:42	1
1,1-Dichloropropene	<0.30		1.0	0.30	ug/L			09/19/22 18:42	1
1,2,3-Trichlorobenzene	<0.46		1.0	0.46	ug/L			09/19/22 18:42	1
1,2,3-Trichloropropane	<0.41		2.0	0.41	ug/L			09/19/22 18:42	1
1,2,4-Trichlorobenzene	<0.34		1.0	0.34	ug/L			09/19/22 18:42	1
1,2,4-Trimethylbenzene	<0.36		1.0	0.36	ug/L			09/19/22 18:42	1
1,2-Dibromo-3-Chloropropane	<2.0		5.0	2.0	ug/L			09/19/22 18:42	1
1,2-Dibromoethane	<0.39		1.0	0.39	ug/L			09/19/22 18:42	1
1,2-Dichlorobenzene	<0.33		1.0	0.33	ug/L			09/19/22 18:42	1
1,2-Dichloroethane	<0.39		1.0	0.39	ug/L			09/19/22 18:42	1
1,2-Dichloropropane	<0.43		1.0	0.43	ug/L			09/19/22 18:42	1
1,3,5-Trimethylbenzene	<0.25		1.0	0.25	ug/L			09/19/22 18:42	1
1,3-Dichlorobenzene	<0.40		1.0	0.40	ug/L			09/19/22 18:42	1
1,3-Dichloropropane	<0.36		1.0	0.36	ug/L			09/19/22 18:42	1
1,4-Dichlorobenzene	<0.36		1.0	0.36	ug/L			09/19/22 18:42	1
2,2-Dichloropropane	<0.44		1.0	0.44	ug/L			09/19/22 18:42	1
2-Chlorotoluene	<0.31		1.0	0.31	ug/L			09/19/22 18:42	1
4-Chlorotoluene	<0.35		1.0	0.35	ug/L			09/19/22 18:42	1
Benzene	<0.15		0.50	0.15	ug/L			09/19/22 18:42	1
Bromobenzene	<0.36		1.0	0.36	ug/L			09/19/22 18:42	1
Bromochloromethane	<0.43		1.0	0.43	ug/L			09/19/22 18:42	1
Dichlorobromomethane	<0.37		1.0	0.37	ug/L			09/19/22 18:42	1
Bromoform	<0.48		1.0	0.48	ug/L			09/19/22 18:42	1
Bromomethane	<0.80	*+	3.0	0.80	ug/L			09/19/22 18:42	1
Carbon tetrachloride	<0.38		1.0	0.38	ug/L			09/19/22 18:42	1
Chlorobenzene	<0.39		1.0	0.39	ug/L			09/19/22 18:42	1
Chloroethane	<0.51		1.0	0.51	ug/L			09/19/22 18:42	1
Chloroform	0.37	J	2.0	0.37	ug/L			09/19/22 18:42	1
Chloromethane	<0.32		1.0	0.32	ug/L			09/19/22 18:42	1
cis-1,2-Dichloroethene	<0.41		1.0	0.41	ug/L			09/19/22 18:42	1
cis-1,3-Dichloropropene	<0.42		1.0	0.42	ug/L			09/19/22 18:42	1
Dibromochloromethane	<0.49		1.0	0.49	ug/L			09/19/22 18:42	1
Dibromomethane	<0.27		1.0	0.27	ug/L			09/19/22 18:42	1
Dichlorodifluoromethane	<0.67		3.0	0.67	ug/L			09/19/22 18:42	1
Ethylbenzene	<0.18		0.50	0.18	ug/L			09/19/22 18:42	1
Hexachlorobutadiene	<0.45		1.0	0.45	ug/L			09/19/22 18:42	1
Isopropyl ether	<0.28		1.0	0.28	ug/L			09/19/22 18:42	1
Isopropylbenzene	<0.39		1.0	0.39	ug/L			09/19/22 18:42	1
Methyl tert-butyl ether	<0.39		1.0	0.39	ug/L			09/19/22 18:42	1
Methylene Chloride	<1.6		5.0	1.6	ug/L			09/19/22 18:42	1
Naphthalene	<0.34		1.0	0.34	ug/L			09/19/22 18:42	1
n-Butylbenzene	<0.39		1.0	0.39	ug/L			09/19/22 18:42	1
N-Propylbenzene	<0.41		1.0	0.41	ug/L			09/19/22 18:42	1
p-Isopropyltoluene	<0.36		1.0	0.36	ug/L			09/19/22 18:42	1

Eurofins Chicago

Client Sample Results

Client: Stantec Consulting Corp.
 Project/Site: Cedarburg Light & Utility - 193709024

Job ID: 500-222199-1

Client Sample ID: MW2

Lab Sample ID: 500-222199-3

Date Collected: 09/13/22 10:20

Matrix: Water

Date Received: 09/14/22 09:35

Method: 8260B - Volatile Organic Compounds (GC/MS) (Continued)

Analyte	Result	Qualifier	RL	MDL	Unit	D	Prepared	Analyzed	Dil Fac
sec-Butylbenzene	<0.40		1.0	0.40	ug/L			09/19/22 18:42	1
Styrene	<0.39		1.0	0.39	ug/L			09/19/22 18:42	1
tert-Butylbenzene	<0.40		1.0	0.40	ug/L			09/19/22 18:42	1
Tetrachloroethene	<0.37		1.0	0.37	ug/L			09/19/22 18:42	1
Toluene	<0.15		0.50	0.15	ug/L			09/19/22 18:42	1
trans-1,2-Dichloroethene	<0.35		1.0	0.35	ug/L			09/19/22 18:42	1
trans-1,3-Dichloropropene	<0.36		1.0	0.36	ug/L			09/19/22 18:42	1
Trichloroethene	<0.16		0.50	0.16	ug/L			09/19/22 18:42	1
Trichlorofluoromethane	<0.43		1.0	0.43	ug/L			09/19/22 18:42	1
Vinyl chloride	<0.20		1.0	0.20	ug/L			09/19/22 18:42	1
Xylenes, Total	<0.22		1.0	0.22	ug/L			09/19/22 18:42	1

Surrogate	%Recovery	Qualifier	Limits	Prepared	Analyzed	Dil Fac
1,2-Dichloroethane-d4 (Surr)	90		75 - 126		09/19/22 18:42	1
4-Bromofluorobenzene (Surr)	96		72 - 124		09/19/22 18:42	1
Dibromofluoromethane (Surr)	97		75 - 120		09/19/22 18:42	1
Toluene-d8 (Surr)	99		75 - 120		09/19/22 18:42	1

Client Sample Results

Client: Stantec Consulting Corp.
 Project/Site: Cedarburg Light & Utility - 193709024

Job ID: 500-222199-1

Client Sample ID: MW3
Date Collected: 09/13/22 11:30
Date Received: 09/14/22 09:35

Lab Sample ID: 500-222199-4
Matrix: Water

Method: 8260B - Volatile Organic Compounds (GC/MS)

Analyte	Result	Qualifier	RL	MDL	Unit	D	Prepared	Analyzed	Dil Fac
1,1,1,2-Tetrachloroethane	<0.46		1.0	0.46	ug/L			09/19/22 19:06	1
1,1,1-Trichloroethane	<0.38		1.0	0.38	ug/L			09/19/22 19:06	1
1,1,2,2-Tetrachloroethane	<0.40		1.0	0.40	ug/L			09/19/22 19:06	1
1,1,2-Trichloroethane	<0.35		1.0	0.35	ug/L			09/19/22 19:06	1
1,1-Dichloroethane	<0.41		1.0	0.41	ug/L			09/19/22 19:06	1
1,1-Dichloroethene	<0.39		1.0	0.39	ug/L			09/19/22 19:06	1
1,1-Dichloropropene	<0.30		1.0	0.30	ug/L			09/19/22 19:06	1
1,2,3-Trichlorobenzene	<0.46		1.0	0.46	ug/L			09/19/22 19:06	1
1,2,3-Trichloropropane	<0.41		2.0	0.41	ug/L			09/19/22 19:06	1
1,2,4-Trichlorobenzene	<0.34		1.0	0.34	ug/L			09/19/22 19:06	1
1,2,4-Trimethylbenzene	<0.36		1.0	0.36	ug/L			09/19/22 19:06	1
1,2-Dibromo-3-Chloropropane	<2.0		5.0	2.0	ug/L			09/19/22 19:06	1
1,2-Dibromoethane	<0.39		1.0	0.39	ug/L			09/19/22 19:06	1
1,2-Dichlorobenzene	<0.33		1.0	0.33	ug/L			09/19/22 19:06	1
1,2-Dichloroethane	<0.39		1.0	0.39	ug/L			09/19/22 19:06	1
1,2-Dichloropropane	<0.43		1.0	0.43	ug/L			09/19/22 19:06	1
1,3,5-Trimethylbenzene	<0.25		1.0	0.25	ug/L			09/19/22 19:06	1
1,3-Dichlorobenzene	<0.40		1.0	0.40	ug/L			09/19/22 19:06	1
1,3-Dichloropropane	<0.36		1.0	0.36	ug/L			09/19/22 19:06	1
1,4-Dichlorobenzene	<0.36		1.0	0.36	ug/L			09/19/22 19:06	1
2,2-Dichloropropane	<0.44		1.0	0.44	ug/L			09/19/22 19:06	1
2-Chlorotoluene	<0.31		1.0	0.31	ug/L			09/19/22 19:06	1
4-Chlorotoluene	<0.35		1.0	0.35	ug/L			09/19/22 19:06	1
Benzene	<0.15		0.50	0.15	ug/L			09/19/22 19:06	1
Bromobenzene	<0.36		1.0	0.36	ug/L			09/19/22 19:06	1
Bromochloromethane	<0.43		1.0	0.43	ug/L			09/19/22 19:06	1
Dichlorobromomethane	<0.37		1.0	0.37	ug/L			09/19/22 19:06	1
Bromoform	<0.48		1.0	0.48	ug/L			09/19/22 19:06	1
Bromomethane	<0.80	*+	3.0	0.80	ug/L			09/19/22 19:06	1
Carbon tetrachloride	<0.38		1.0	0.38	ug/L			09/19/22 19:06	1
Chlorobenzene	<0.39		1.0	0.39	ug/L			09/19/22 19:06	1
Chloroethane	<0.51		1.0	0.51	ug/L			09/19/22 19:06	1
Chloroform	0.62	J	2.0	0.37	ug/L			09/19/22 19:06	1
Chloromethane	<0.32		1.0	0.32	ug/L			09/19/22 19:06	1
cis-1,2-Dichloroethene	<0.41		1.0	0.41	ug/L			09/19/22 19:06	1
cis-1,3-Dichloropropene	<0.42		1.0	0.42	ug/L			09/19/22 19:06	1
Dibromochloromethane	<0.49		1.0	0.49	ug/L			09/19/22 19:06	1
Dibromomethane	<0.27		1.0	0.27	ug/L			09/19/22 19:06	1
Dichlorodifluoromethane	<0.67		3.0	0.67	ug/L			09/19/22 19:06	1
Ethylbenzene	<0.18		0.50	0.18	ug/L			09/19/22 19:06	1
Hexachlorobutadiene	<0.45		1.0	0.45	ug/L			09/19/22 19:06	1
Isopropyl ether	<0.28		1.0	0.28	ug/L			09/19/22 19:06	1
Isopropylbenzene	<0.39		1.0	0.39	ug/L			09/19/22 19:06	1
Methyl tert-butyl ether	<0.39		1.0	0.39	ug/L			09/19/22 19:06	1
Methylene Chloride	<1.6		5.0	1.6	ug/L			09/19/22 19:06	1
Naphthalene	<0.34		1.0	0.34	ug/L			09/19/22 19:06	1
n-Butylbenzene	<0.39		1.0	0.39	ug/L			09/19/22 19:06	1
N-Propylbenzene	<0.41		1.0	0.41	ug/L			09/19/22 19:06	1
p-Isopropyltoluene	<0.36		1.0	0.36	ug/L			09/19/22 19:06	1

Eurofins Chicago

Client Sample Results

Client: Stantec Consulting Corp.
 Project/Site: Cedarburg Light & Utility - 193709024

Job ID: 500-222199-1

Client Sample ID: MW3

Lab Sample ID: 500-222199-4

Date Collected: 09/13/22 11:30

Matrix: Water

Date Received: 09/14/22 09:35

Method: 8260B - Volatile Organic Compounds (GC/MS) (Continued)

Analyte	Result	Qualifier	RL	MDL	Unit	D	Prepared	Analyzed	Dil Fac
sec-Butylbenzene	<0.40		1.0	0.40	ug/L			09/19/22 19:06	1
Styrene	<0.39		1.0	0.39	ug/L			09/19/22 19:06	1
tert-Butylbenzene	<0.40		1.0	0.40	ug/L			09/19/22 19:06	1
Tetrachloroethene	<0.37		1.0	0.37	ug/L			09/19/22 19:06	1
Toluene	0.21	J	0.50	0.15	ug/L			09/19/22 19:06	1
trans-1,2-Dichloroethene	<0.35		1.0	0.35	ug/L			09/19/22 19:06	1
trans-1,3-Dichloropropene	<0.36		1.0	0.36	ug/L			09/19/22 19:06	1
Trichloroethene	<0.16		0.50	0.16	ug/L			09/19/22 19:06	1
Trichlorofluoromethane	<0.43		1.0	0.43	ug/L			09/19/22 19:06	1
Vinyl chloride	<0.20		1.0	0.20	ug/L			09/19/22 19:06	1
Xylenes, Total	<0.22		1.0	0.22	ug/L			09/19/22 19:06	1

Surrogate	%Recovery	Qualifier	Limits	Prepared	Analyzed	Dil Fac
1,2-Dichloroethane-d4 (Surr)	88		75 - 126		09/19/22 19:06	1
4-Bromofluorobenzene (Surr)	98		72 - 124		09/19/22 19:06	1
Dibromofluoromethane (Surr)	94		75 - 120		09/19/22 19:06	1
Toluene-d8 (Surr)	99		75 - 120		09/19/22 19:06	1

Client Sample Results

Client: Stantec Consulting Corp.
 Project/Site: Cedarburg Light & Utility - 193709024

Job ID: 500-222199-1

Client Sample ID: TRIP BLANK

Lab Sample ID: 500-222199-6

Date Collected: 09/13/22 00:00

Matrix: Water

Date Received: 09/14/22 09:35

Method: 8260B - Volatile Organic Compounds (GC/MS)

Analyte	Result	Qualifier	RL	MDL	Unit	D	Prepared	Analyzed	Dil Fac
1,1,1,2-Tetrachloroethane	<0.46		1.0	0.46	ug/L			09/19/22 19:29	1
1,1,1-Trichloroethane	<0.38		1.0	0.38	ug/L			09/19/22 19:29	1
1,1,2,2-Tetrachloroethane	<0.40		1.0	0.40	ug/L			09/19/22 19:29	1
1,1,2-Trichloroethane	<0.35		1.0	0.35	ug/L			09/19/22 19:29	1
1,1-Dichloroethane	<0.41		1.0	0.41	ug/L			09/19/22 19:29	1
1,1-Dichloroethene	<0.39		1.0	0.39	ug/L			09/19/22 19:29	1
1,1-Dichloropropene	<0.30		1.0	0.30	ug/L			09/19/22 19:29	1
1,2,3-Trichlorobenzene	<0.46		1.0	0.46	ug/L			09/19/22 19:29	1
1,2,3-Trichloropropane	<0.41		2.0	0.41	ug/L			09/19/22 19:29	1
1,2,4-Trichlorobenzene	<0.34		1.0	0.34	ug/L			09/19/22 19:29	1
1,2,4-Trimethylbenzene	<0.36		1.0	0.36	ug/L			09/19/22 19:29	1
1,2-Dibromo-3-Chloropropane	<2.0		5.0	2.0	ug/L			09/19/22 19:29	1
1,2-Dibromoethane	<0.39		1.0	0.39	ug/L			09/19/22 19:29	1
1,2-Dichlorobenzene	<0.33		1.0	0.33	ug/L			09/19/22 19:29	1
1,2-Dichloroethane	<0.39		1.0	0.39	ug/L			09/19/22 19:29	1
1,2-Dichloropropane	<0.43		1.0	0.43	ug/L			09/19/22 19:29	1
1,3,5-Trimethylbenzene	<0.25		1.0	0.25	ug/L			09/19/22 19:29	1
1,3-Dichlorobenzene	<0.40		1.0	0.40	ug/L			09/19/22 19:29	1
1,3-Dichloropropane	<0.36		1.0	0.36	ug/L			09/19/22 19:29	1
1,4-Dichlorobenzene	<0.36		1.0	0.36	ug/L			09/19/22 19:29	1
2,2-Dichloropropane	<0.44		1.0	0.44	ug/L			09/19/22 19:29	1
2-Chlorotoluene	<0.31		1.0	0.31	ug/L			09/19/22 19:29	1
4-Chlorotoluene	<0.35		1.0	0.35	ug/L			09/19/22 19:29	1
Benzene	<0.15		0.50	0.15	ug/L			09/19/22 19:29	1
Bromobenzene	<0.36		1.0	0.36	ug/L			09/19/22 19:29	1
Bromochloromethane	<0.43		1.0	0.43	ug/L			09/19/22 19:29	1
Dichlorobromomethane	<0.37		1.0	0.37	ug/L			09/19/22 19:29	1
Bromoform	<0.48		1.0	0.48	ug/L			09/19/22 19:29	1
Bromomethane	<0.80	+	3.0	0.80	ug/L			09/19/22 19:29	1
Carbon tetrachloride	<0.38		1.0	0.38	ug/L			09/19/22 19:29	1
Chlorobenzene	<0.39		1.0	0.39	ug/L			09/19/22 19:29	1
Chloroethane	<0.51		1.0	0.51	ug/L			09/19/22 19:29	1
Chloroform	<0.37		2.0	0.37	ug/L			09/19/22 19:29	1
Chloromethane	<0.32		1.0	0.32	ug/L			09/19/22 19:29	1
cis-1,2-Dichloroethene	<0.41		1.0	0.41	ug/L			09/19/22 19:29	1
cis-1,3-Dichloropropene	<0.42		1.0	0.42	ug/L			09/19/22 19:29	1
Dibromochloromethane	<0.49		1.0	0.49	ug/L			09/19/22 19:29	1
Dibromomethane	<0.27		1.0	0.27	ug/L			09/19/22 19:29	1
Dichlorodifluoromethane	<0.67		3.0	0.67	ug/L			09/19/22 19:29	1
Ethylbenzene	0.29	J	0.50	0.18	ug/L			09/19/22 19:29	1
Hexachlorobutadiene	<0.45		1.0	0.45	ug/L			09/19/22 19:29	1
Isopropyl ether	<0.28		1.0	0.28	ug/L			09/19/22 19:29	1
Isopropylbenzene	<0.39		1.0	0.39	ug/L			09/19/22 19:29	1
Methyl tert-butyl ether	<0.39		1.0	0.39	ug/L			09/19/22 19:29	1
Methylene Chloride	<1.6		5.0	1.6	ug/L			09/19/22 19:29	1
Naphthalene	<0.34		1.0	0.34	ug/L			09/19/22 19:29	1
n-Butylbenzene	<0.39		1.0	0.39	ug/L			09/19/22 19:29	1
N-Propylbenzene	<0.41		1.0	0.41	ug/L			09/19/22 19:29	1
p-Isopropyltoluene	<0.36		1.0	0.36	ug/L			09/19/22 19:29	1

Eurofins Chicago

Client Sample Results

Client: Stantec Consulting Corp.
 Project/Site: Cedarburg Light & Utility - 193709024

Job ID: 500-222199-1

Client Sample ID: TRIP BLANK

Lab Sample ID: 500-222199-6

Date Collected: 09/13/22 00:00

Matrix: Water

Date Received: 09/14/22 09:35

Method: 8260B - Volatile Organic Compounds (GC/MS) (Continued)

Analyte	Result	Qualifier	RL	MDL	Unit	D	Prepared	Analyzed	Dil Fac
sec-Butylbenzene	<0.40		1.0	0.40	ug/L			09/19/22 19:29	1
Styrene	<0.39		1.0	0.39	ug/L			09/19/22 19:29	1
tert-Butylbenzene	<0.40		1.0	0.40	ug/L			09/19/22 19:29	1
Tetrachloroethene	<0.37		1.0	0.37	ug/L			09/19/22 19:29	1
Toluene	<0.15		0.50	0.15	ug/L			09/19/22 19:29	1
trans-1,2-Dichloroethene	<0.35		1.0	0.35	ug/L			09/19/22 19:29	1
trans-1,3-Dichloropropene	<0.36		1.0	0.36	ug/L			09/19/22 19:29	1
Trichloroethene	<0.16		0.50	0.16	ug/L			09/19/22 19:29	1
Trichlorofluoromethane	<0.43		1.0	0.43	ug/L			09/19/22 19:29	1
Vinyl chloride	<0.20		1.0	0.20	ug/L			09/19/22 19:29	1
Xylenes, Total	1.0		1.0	0.22	ug/L			09/19/22 19:29	1

Surrogate	%Recovery	Qualifier	Limits	Prepared	Analyzed	Dil Fac
1,2-Dichloroethane-d4 (Surr)	91		75 - 126		09/19/22 19:29	1
4-Bromofluorobenzene (Surr)	98		72 - 124		09/19/22 19:29	1
Dibromofluoromethane (Surr)	97		75 - 120		09/19/22 19:29	1
Toluene-d8 (Surr)	99		75 - 120		09/19/22 19:29	1

Definitions/Glossary

Client: Stantec Consulting Corp.
Project/Site: Cedarburg Light & Utility - 193709024

Job ID: 500-222199-1

Qualifiers

GC/MS VOA

Qualifier	Qualifier Description
*+	LCS and/or LCSD is outside acceptance limits, high biased.
F1	MS and/or MSD recovery exceeds control limits.
J	Result is less than the RL but greater than or equal to the MDL and the concentration is an approximate value.

Glossary

Abbreviation	These commonly used abbreviations may or may not be present in this report.
α	Listed under the "D" column to designate that the result is reported on a dry weight basis
%R	Percent Recovery
CFL	Contains Free Liquid
CFU	Colony Forming Unit
CNF	Contains No Free Liquid
DER	Duplicate Error Ratio (normalized absolute difference)
Dil Fac	Dilution Factor
DL	Detection Limit (DoD/DOE)
DL, RA, RE, IN	Indicates a Dilution, Re-analysis, Re-extraction, or additional Initial metals/anion analysis of the sample
DLC	Decision Level Concentration (Radiochemistry)
EDL	Estimated Detection Limit (Dioxin)
LOD	Limit of Detection (DoD/DOE)
LOQ	Limit of Quantitation (DoD/DOE)
MCL	EPA recommended "Maximum Contaminant Level"
MDA	Minimum Detectable Activity (Radiochemistry)
MDC	Minimum Detectable Concentration (Radiochemistry)
MDL	Method Detection Limit
ML	Minimum Level (Dioxin)
MPN	Most Probable Number
MQL	Method Quantitation Limit
NC	Not Calculated
ND	Not Detected at the reporting limit (or MDL or EDL if shown)
NEG	Negative / Absent
POS	Positive / Present
PQL	Practical Quantitation Limit
PRES	Presumptive
QC	Quality Control
RER	Relative Error Ratio (Radiochemistry)
RL	Reporting Limit or Requested Limit (Radiochemistry)
RPD	Relative Percent Difference, a measure of the relative difference between two points
TEF	Toxicity Equivalent Factor (Dioxin)
TEQ	Toxicity Equivalent Quotient (Dioxin)
TNTC	Too Numerous To Count

QC Association Summary

Client: Stantec Consulting Corp.
Project/Site: Cedarburg Light & Utility - 193709024

Job ID: 500-222199-1

GC/MS VOA

Analysis Batch: 675188

Lab Sample ID	Client Sample ID	Prep Type	Matrix	Method	Prep Batch
500-222199-2	MW1	Total/NA	Water	8260B	
500-222199-3	MW2	Total/NA	Water	8260B	
500-222199-4	MW3	Total/NA	Water	8260B	
500-222199-6	TRIP BLANK	Total/NA	Water	8260B	
MB 500-675188/6	Method Blank	Total/NA	Water	8260B	
LCS 500-675188/4	Lab Control Sample	Total/NA	Water	8260B	
500-222199-2 MS	MW1	Total/NA	Water	8260B	
500-222199-2 MSD	MW1	Total/NA	Water	8260B	

Surrogate Summary

Client: Stantec Consulting Corp.
Project/Site: Cedarburg Light & Utility - 193709024

Job ID: 500-222199-1

Method: 8260B - Volatile Organic Compounds (GC/MS)

Matrix: Water

Prep Type: Total/NA

Percent Surrogate Recovery (Acceptance Limits)

Lab Sample ID	Client Sample ID	DCA	BFB	DBFM	TOL
		(75-126)	(72-124)	(75-120)	(75-120)
500-222199-2	MW1	89	99	96	99
500-222199-2 MS	MW1	89	88	97	98
500-222199-2 MSD	MW1	87	90	95	99
500-222199-3	MW2	90	96	97	99
500-222199-4	MW3	88	98	94	99
500-222199-6	TRIP BLANK	91	98	97	99
LCS 500-675188/4	Lab Control Sample	84	87	93	98
MB 500-675188/6	Method Blank	88	96	98	98

Surrogate Legend

DCA = 1,2-Dichloroethane-d4 (Surr)

BFB = 4-Bromofluorobenzene (Surr)

DBFM = Dibromofluoromethane (Surr)

TOL = Toluene-d8 (Surr)

QC Sample Results

Client: Stantec Consulting Corp.
 Project/Site: Cedarburg Light & Utility - 193709024

Job ID: 500-222199-1

Method: 8260B - Volatile Organic Compounds (GC/MS)

Lab Sample ID: MB 500-675188/6
Matrix: Water
Analysis Batch: 675188

Client Sample ID: Method Blank
Prep Type: Total/NA

Analyte	MB	MB	RL	MDL	Unit	D	Prepared	Analyzed	Dil Fac
	Result	Qualifier							
1,1,1,2-Tetrachloroethane	<0.46		1.0	0.46	ug/L			09/19/22 11:28	1
1,1,1-Trichloroethane	<0.38		1.0	0.38	ug/L			09/19/22 11:28	1
1,1,2,2-Tetrachloroethane	<0.40		1.0	0.40	ug/L			09/19/22 11:28	1
1,1,2-Trichloroethane	<0.35		1.0	0.35	ug/L			09/19/22 11:28	1
1,1-Dichloroethane	<0.41		1.0	0.41	ug/L			09/19/22 11:28	1
1,1-Dichloroethene	<0.39		1.0	0.39	ug/L			09/19/22 11:28	1
1,1-Dichloropropene	<0.30		1.0	0.30	ug/L			09/19/22 11:28	1
1,2,3-Trichlorobenzene	<0.46		1.0	0.46	ug/L			09/19/22 11:28	1
1,2,3-Trichloropropane	<0.41		2.0	0.41	ug/L			09/19/22 11:28	1
1,2,4-Trichlorobenzene	<0.34		1.0	0.34	ug/L			09/19/22 11:28	1
1,2,4-Trimethylbenzene	<0.36		1.0	0.36	ug/L			09/19/22 11:28	1
1,2-Dibromo-3-Chloropropane	<2.0		5.0	2.0	ug/L			09/19/22 11:28	1
1,2-Dibromoethane	<0.39		1.0	0.39	ug/L			09/19/22 11:28	1
1,2-Dichlorobenzene	<0.33		1.0	0.33	ug/L			09/19/22 11:28	1
1,2-Dichloroethane	<0.39		1.0	0.39	ug/L			09/19/22 11:28	1
1,2-Dichloropropane	<0.43		1.0	0.43	ug/L			09/19/22 11:28	1
1,3,5-Trimethylbenzene	<0.25		1.0	0.25	ug/L			09/19/22 11:28	1
1,3-Dichlorobenzene	<0.40		1.0	0.40	ug/L			09/19/22 11:28	1
1,3-Dichloropropane	<0.36		1.0	0.36	ug/L			09/19/22 11:28	1
1,4-Dichlorobenzene	<0.36		1.0	0.36	ug/L			09/19/22 11:28	1
2,2-Dichloropropane	<0.44		1.0	0.44	ug/L			09/19/22 11:28	1
2-Chlorotoluene	<0.31		1.0	0.31	ug/L			09/19/22 11:28	1
4-Chlorotoluene	<0.35		1.0	0.35	ug/L			09/19/22 11:28	1
Benzene	<0.15		0.50	0.15	ug/L			09/19/22 11:28	1
Bromobenzene	<0.36		1.0	0.36	ug/L			09/19/22 11:28	1
Bromochloromethane	<0.43		1.0	0.43	ug/L			09/19/22 11:28	1
Dichlorobromomethane	<0.37		1.0	0.37	ug/L			09/19/22 11:28	1
Bromoform	<0.48		1.0	0.48	ug/L			09/19/22 11:28	1
Bromomethane	<0.80		3.0	0.80	ug/L			09/19/22 11:28	1
Carbon tetrachloride	<0.38		1.0	0.38	ug/L			09/19/22 11:28	1
Chlorobenzene	<0.39		1.0	0.39	ug/L			09/19/22 11:28	1
Chloroethane	<0.51		1.0	0.51	ug/L			09/19/22 11:28	1
Chloroform	<0.37		2.0	0.37	ug/L			09/19/22 11:28	1
Chloromethane	<0.32		1.0	0.32	ug/L			09/19/22 11:28	1
cis-1,2-Dichloroethene	<0.41		1.0	0.41	ug/L			09/19/22 11:28	1
cis-1,3-Dichloropropene	<0.42		1.0	0.42	ug/L			09/19/22 11:28	1
Dibromochloromethane	<0.49		1.0	0.49	ug/L			09/19/22 11:28	1
Dibromomethane	<0.27		1.0	0.27	ug/L			09/19/22 11:28	1
Dichlorodifluoromethane	<0.67		3.0	0.67	ug/L			09/19/22 11:28	1
Ethylbenzene	<0.18		0.50	0.18	ug/L			09/19/22 11:28	1
Hexachlorobutadiene	<0.45		1.0	0.45	ug/L			09/19/22 11:28	1
Isopropyl ether	<0.28		1.0	0.28	ug/L			09/19/22 11:28	1
Isopropylbenzene	<0.39		1.0	0.39	ug/L			09/19/22 11:28	1
Methyl tert-butyl ether	<0.39		1.0	0.39	ug/L			09/19/22 11:28	1
Methylene Chloride	<1.6		5.0	1.6	ug/L			09/19/22 11:28	1
Naphthalene	<0.34		1.0	0.34	ug/L			09/19/22 11:28	1
n-Butylbenzene	<0.39		1.0	0.39	ug/L			09/19/22 11:28	1
N-Propylbenzene	<0.41		1.0	0.41	ug/L			09/19/22 11:28	1

Eurofins Chicago

QC Sample Results

Client: Stantec Consulting Corp.
 Project/Site: Cedarburg Light & Utility - 193709024

Job ID: 500-222199-1

Method: 8260B - Volatile Organic Compounds (GC/MS) (Continued)

Lab Sample ID: MB 500-675188/6
Matrix: Water
Analysis Batch: 675188

Client Sample ID: Method Blank
Prep Type: Total/NA

Analyte	MB	MB	RL	MDL	Unit	D	Prepared	Analyzed	Dil Fac
	Result	Qualifier							
p-Isopropyltoluene	<0.36		1.0	0.36	ug/L			09/19/22 11:28	1
sec-Butylbenzene	<0.40		1.0	0.40	ug/L			09/19/22 11:28	1
Styrene	<0.39		1.0	0.39	ug/L			09/19/22 11:28	1
tert-Butylbenzene	<0.40		1.0	0.40	ug/L			09/19/22 11:28	1
Tetrachloroethene	<0.37		1.0	0.37	ug/L			09/19/22 11:28	1
Toluene	<0.15		0.50	0.15	ug/L			09/19/22 11:28	1
trans-1,2-Dichloroethene	<0.35		1.0	0.35	ug/L			09/19/22 11:28	1
trans-1,3-Dichloropropene	<0.36		1.0	0.36	ug/L			09/19/22 11:28	1
Trichloroethene	<0.16		0.50	0.16	ug/L			09/19/22 11:28	1
Trichlorofluoromethane	<0.43		1.0	0.43	ug/L			09/19/22 11:28	1
Vinyl chloride	<0.20		1.0	0.20	ug/L			09/19/22 11:28	1
Xylenes, Total	<0.22		1.0	0.22	ug/L			09/19/22 11:28	1

Surrogate	MB	MB	Limits	Prepared	Analyzed	Dil Fac
	%Recovery	Qualifier				
1,2-Dichloroethane-d4 (Surr)	88		75 - 126		09/19/22 11:28	1
4-Bromofluorobenzene (Surr)	96		72 - 124		09/19/22 11:28	1
Dibromofluoromethane (Surr)	98		75 - 120		09/19/22 11:28	1
Toluene-d8 (Surr)	98		75 - 120		09/19/22 11:28	1

Lab Sample ID: LCS 500-675188/4
Matrix: Water
Analysis Batch: 675188

Client Sample ID: Lab Control Sample
Prep Type: Total/NA

Analyte	Spike Added	LCS Result	LCS Qualifier	Unit	D	%Rec	%Rec Limits
1,1,1-Trichloroethane	50.0	46.4		ug/L		93	70 - 125
1,1,1,2-Tetrachloroethane	50.0	40.5		ug/L		81	62 - 140
1,1,2-Trichloroethane	50.0	43.0		ug/L		86	71 - 130
1,1-Dichloroethane	50.0	43.5		ug/L		87	70 - 125
1,1-Dichloroethene	50.0	45.2		ug/L		90	67 - 122
1,1-Dichloropropene	50.0	43.8		ug/L		88	70 - 121
1,2,3-Trichlorobenzene	50.0	36.8		ug/L		74	51 - 145
1,2,3-Trichloropropane	50.0	40.1		ug/L		80	50 - 133
1,2,4-Trichlorobenzene	50.0	39.4		ug/L		79	57 - 137
1,2,4-Trimethylbenzene	50.0	48.0		ug/L		96	70 - 123
1,2-Dibromo-3-Chloropropane	50.0	40.4		ug/L		81	56 - 123
1,2-Dibromoethane	50.0	44.4		ug/L		89	70 - 125
1,2-Dichlorobenzene	50.0	46.5		ug/L		93	70 - 125
1,2-Dichloroethane	50.0	43.2		ug/L		86	68 - 127
1,2-Dichloropropane	50.0	43.3		ug/L		87	67 - 130
1,3,5-Trimethylbenzene	50.0	48.3		ug/L		97	70 - 123
1,3-Dichlorobenzene	50.0	46.2		ug/L		92	70 - 125
1,3-Dichloropropane	50.0	41.5		ug/L		83	62 - 136
1,4-Dichlorobenzene	50.0	46.7		ug/L		93	70 - 120
2,2-Dichloropropane	50.0	50.5		ug/L		101	58 - 139
2-Chlorotoluene	50.0	44.7		ug/L		89	70 - 125
4-Chlorotoluene	50.0	47.3		ug/L		95	68 - 124
Benzene	50.0	44.8		ug/L		90	70 - 120

Eurofins Chicago

QC Sample Results

Client: Stantec Consulting Corp.
 Project/Site: Cedarburg Light & Utility - 193709024

Job ID: 500-222199-1

Method: 8260B - Volatile Organic Compounds (GC/MS) (Continued)

Lab Sample ID: LCS 500-675188/4
Matrix: Water
Analysis Batch: 675188

Client Sample ID: Lab Control Sample
Prep Type: Total/NA

Analyte	Spike Added	LCS Result	LCS Qualifier	Unit	D	%Rec	%Rec Limits
Bromobenzene	50.0	44.4		ug/L		89	70 - 122
Bromochloromethane	50.0	45.5		ug/L		91	65 - 122
Dichlorobromomethane	50.0	45.7		ug/L		91	69 - 120
Bromoform	50.0	47.0		ug/L		94	56 - 132
Bromomethane	50.0	94.1	*+	ug/L		188	40 - 152
Carbon tetrachloride	50.0	48.3		ug/L		97	59 - 133
Chlorobenzene	50.0	48.0		ug/L		96	70 - 120
Chloroethane	50.0	64.8		ug/L		130	48 - 136
Chloroform	50.0	43.7		ug/L		87	70 - 120
Chloromethane	50.0	43.0		ug/L		86	56 - 152
cis-1,2-Dichloroethene	50.0	46.3		ug/L		93	70 - 125
cis-1,3-Dichloropropene	50.0	42.6		ug/L		85	64 - 127
Dibromochloromethane	50.0	46.8		ug/L		94	68 - 125
Dibromomethane	50.0	44.0		ug/L		88	70 - 120
Dichlorodifluoromethane	50.0	35.3		ug/L		71	40 - 159
Ethylbenzene	50.0	49.8		ug/L		100	70 - 123
Hexachlorobutadiene	50.0	37.5		ug/L		75	51 - 150
Isopropylbenzene	50.0	46.0		ug/L		92	70 - 126
Methyl tert-butyl ether	50.0	40.2		ug/L		80	55 - 123
Methylene Chloride	50.0	44.1		ug/L		88	69 - 125
Naphthalene	50.0	38.2		ug/L		76	53 - 144
n-Butylbenzene	50.0	49.8		ug/L		100	68 - 125
N-Propylbenzene	50.0	47.6		ug/L		95	69 - 127
p-Isopropyltoluene	50.0	50.6		ug/L		101	70 - 125
sec-Butylbenzene	50.0	48.7		ug/L		97	70 - 123
Styrene	50.0	51.0		ug/L		102	70 - 120
tert-Butylbenzene	50.0	48.5		ug/L		97	70 - 121
Tetrachloroethene	50.0	45.1		ug/L		90	70 - 128
Toluene	50.0	48.3		ug/L		97	70 - 125
trans-1,2-Dichloroethene	50.0	46.9		ug/L		94	70 - 125
trans-1,3-Dichloropropene	50.0	43.3		ug/L		87	62 - 128
Trichloroethene	50.0	47.1		ug/L		94	70 - 125
Trichlorofluoromethane	50.0	47.1		ug/L		94	55 - 128
Vinyl chloride	50.0	46.8		ug/L		94	64 - 126
Xylenes, Total	100	98.1		ug/L		98	70 - 125

Surrogate	LCS %Recovery	LCS Qualifier	Limits
1,2-Dichloroethane-d4 (Surr)	84		75 - 126
4-Bromofluorobenzene (Surr)	87		72 - 124
Dibromofluoromethane (Surr)	93		75 - 120
Toluene-d8 (Surr)	98		75 - 120

Lab Sample ID: 500-222199-2 MS
Matrix: Water
Analysis Batch: 675188

Client Sample ID: MW1
Prep Type: Total/NA

Analyte	Sample Result	Sample Qualifier	Spike Added	MS Result	MS Qualifier	Unit	D	%Rec	%Rec Limits
1,1,1,2-Tetrachloroethane	<0.46		50.0	49.0		ug/L		98	70 - 125

Eurolins Chicago

QC Sample Results

Client: Stantec Consulting Corp.
 Project/Site: Cedarburg Light & Utility - 193709024

Job ID: 500-222199-1

Method: 8260B - Volatile Organic Compounds (GC/MS) (Continued)

Lab Sample ID: 500-222199-2 MS

Matrix: Water

Analysis Batch: 675188

Client Sample ID: MW1

Prep Type: Total/NA

Analyte	Sample Result	Sample Qualifier	Spike Added	MS Result	MS Qualifier	Unit	D	%Rec	%Rec Limits
1,1,1-Trichloroethane	<0.38		50.0	48.5		ug/L		97	70 - 125
1,1,1,2-Tetrachloroethane	<0.40		50.0	48.0		ug/L		96	62 - 140
1,1,2-Trichloroethane	<0.35		50.0	47.6		ug/L		95	71 - 130
1,1-Dichloroethane	<0.41		50.0	46.1		ug/L		92	70 - 125
1,1-Dichloroethene	<0.39		50.0	47.6		ug/L		95	67 - 122
1,1-Dichloropropene	<0.30		50.0	46.1		ug/L		92	70 - 121
1,2,3-Trichlorobenzene	<0.46		50.0	38.0		ug/L		76	51 - 145
1,2,3-Trichloropropane	<0.41		50.0	47.3		ug/L		95	50 - 133
1,2,4-Trichlorobenzene	<0.34		50.0	39.3		ug/L		79	57 - 137
1,2,4-Trimethylbenzene	<0.36		50.0	49.5		ug/L		99	70 - 123
1,2-Dibromo-3-Chloropropane	<2.0		50.0	44.2		ug/L		88	56 - 123
1,2-Dibromoethane	<0.39		50.0	48.0		ug/L		96	70 - 125
1,2-Dichlorobenzene	<0.33		50.0	49.1		ug/L		98	70 - 125
1,2-Dichloroethane	<0.39		50.0	47.5		ug/L		95	68 - 127
1,2-Dichloropropane	<0.43		50.0	46.8		ug/L		94	67 - 130
1,3,5-Trimethylbenzene	<0.25		50.0	49.1		ug/L		98	70 - 123
1,3-Dichlorobenzene	<0.40		50.0	47.6		ug/L		95	70 - 125
1,3-Dichloropropane	<0.36		50.0	45.6		ug/L		91	62 - 136
1,4-Dichlorobenzene	<0.36		50.0	48.4		ug/L		97	70 - 120
2,2-Dichloropropane	<0.44		50.0	52.4		ug/L		105	58 - 139
2-Chlorotoluene	<0.31		50.0	47.1		ug/L		94	70 - 125
4-Chlorotoluene	<0.35		50.0	48.3		ug/L		97	68 - 124
Benzene	<0.15		50.0	46.9		ug/L		94	70 - 120
Bromobenzene	<0.36		50.0	47.0		ug/L		94	70 - 122
Bromochloromethane	<0.43		50.0	49.4		ug/L		99	65 - 122
Dichlorobromomethane	0.63	J	50.0	50.9		ug/L		101	69 - 120
Bromoform	<0.48		50.0	55.3		ug/L		111	56 - 132
Bromomethane	<0.80	*+ F1	50.0	84.2	F1	ug/L		168	40 - 152
Carbon tetrachloride	<0.38		50.0	51.0		ug/L		102	59 - 133
Chlorobenzene	<0.39		50.0	50.2		ug/L		100	70 - 120
Chloroethane	<0.51		50.0	51.6		ug/L		103	48 - 136
Chloroform	1.6	J	50.0	47.7		ug/L		92	70 - 120
Chloromethane	<0.32		50.0	45.9		ug/L		92	56 - 152
cis-1,2-Dichloroethene	<0.41		50.0	49.6		ug/L		99	70 - 125
cis-1,3-Dichloropropene	<0.42		50.0	44.9		ug/L		90	64 - 127
Dibromochloromethane	<0.49		50.0	53.1		ug/L		106	68 - 125
Dibromomethane	<0.27		50.0	48.8		ug/L		98	70 - 120
Dichlorodifluoromethane	<0.67		50.0	36.6		ug/L		73	40 - 159
Ethylbenzene	<0.18		50.0	51.7		ug/L		103	70 - 123
Hexachlorobutadiene	<0.45		50.0	37.3		ug/L		75	51 - 150
Isopropylbenzene	<0.39		50.0	47.5		ug/L		95	70 - 126
Methyl tert-butyl ether	<0.39		50.0	44.9		ug/L		90	55 - 123
Methylene Chloride	<1.6		50.0	47.2		ug/L		94	69 - 125
Naphthalene	<0.34		50.0	42.9		ug/L		86	53 - 144
n-Butylbenzene	<0.39		50.0	50.2		ug/L		100	68 - 125
N-Propylbenzene	<0.41		50.0	49.0		ug/L		98	69 - 127
p-Isopropyltoluene	<0.36		50.0	51.5		ug/L		103	70 - 125
sec-Butylbenzene	<0.40		50.0	50.7		ug/L		101	70 - 123
Styrene	<0.39		50.0	53.7		ug/L		107	70 - 120

Eurofins Chicago

QC Sample Results

Client: Stantec Consulting Corp.
Project/Site: Cedarburg Light & Utility - 193709024

Job ID: 500-222199-1

Method: 8260B - Volatile Organic Compounds (GC/MS) (Continued)

Lab Sample ID: 500-222199-2 MS
Matrix: Water
Analysis Batch: 675188

Client Sample ID: MW1
Prep Type: Total/NA

Analyte	Sample Result	Sample Qualifier	Spike Added	MS Result	MS Qualifier	Unit	D	%Rec	%Rec Limits
tert-Butylbenzene	<0.40		50.0	50.2		ug/L		100	70 - 121
Tetrachloroethene	<0.37		50.0	45.8		ug/L		92	70 - 128
Toluene	0.25	J	50.0	50.6		ug/L		101	70 - 125
trans-1,2-Dichloroethene	<0.35		50.0	48.8		ug/L		98	70 - 125
trans-1,3-Dichloropropene	<0.36		50.0	48.0		ug/L		96	62 - 128
Trichloroethene	<0.16		50.0	48.9		ug/L		98	70 - 125
Trichlorofluoromethane	<0.43		50.0	46.1		ug/L		92	55 - 128
Vinyl chloride	<0.20		50.0	49.6		ug/L		99	64 - 126
Xylenes, Total	<0.22		100	101		ug/L		101	70 - 125

Surrogate	MS %Recovery	MS Qualifier	MS Limits
1,2-Dichloroethane-d4 (Surr)	89		75 - 126
4-Bromofluorobenzene (Surr)	88		72 - 124
Dibromofluoromethane (Surr)	97		75 - 120
Toluene-d8 (Surr)	98		75 - 120

Lab Sample ID: 500-222199-2 MSD
Matrix: Water
Analysis Batch: 675188

Client Sample ID: MW1
Prep Type: Total/NA

Analyte	Sample Result	Sample Qualifier	Spike Added	MSD Result	MSD Qualifier	Unit	D	%Rec	%Rec Limits	RPD	RPD Limit
1,1,1,2-Tetrachloroethane	<0.46		50.0	49.1		ug/L		98	70 - 125	0	20
1,1,1-Trichloroethane	<0.38		50.0	49.4		ug/L		99	70 - 125	2	20
1,1,1,2-Tetrachloroethane	<0.40		50.0	47.9		ug/L		96	62 - 140	0	20
1,1,2-Trichloroethane	<0.35		50.0	48.5		ug/L		97	71 - 130	2	20
1,1-Dichloroethane	<0.41		50.0	46.7		ug/L		93	70 - 125	1	20
1,1-Dichloroethene	<0.39		50.0	46.7		ug/L		93	67 - 122	2	20
1,1-Dichloropropene	<0.30		50.0	46.1		ug/L		92	70 - 121	0	20
1,2,3-Trichlorobenzene	<0.46		50.0	39.0		ug/L		78	51 - 145	3	20
1,2,3-Trichloropropane	<0.41		50.0	48.6		ug/L		97	50 - 133	3	20
1,2,4-Trichlorobenzene	<0.34		50.0	39.0		ug/L		78	57 - 137	1	20
1,2,4-Trimethylbenzene	<0.36		50.0	50.3		ug/L		101	70 - 123	2	20
1,2-Dibromo-3-Chloropropane	<2.0		50.0	41.7		ug/L		83	56 - 123	6	20
1,2-Dibromoethane	<0.39		50.0	48.8		ug/L		98	70 - 125	2	20
1,2-Dichlorobenzene	<0.33		50.0	49.1		ug/L		98	70 - 125	0	20
1,2-Dichloroethane	<0.39		50.0	48.1		ug/L		96	68 - 127	1	20
1,2-Dichloropropane	<0.43		50.0	47.0		ug/L		94	67 - 130	0	20
1,3,5-Trimethylbenzene	<0.25		50.0	50.4		ug/L		101	70 - 123	3	20
1,3-Dichlorobenzene	<0.40		50.0	47.4		ug/L		95	70 - 125	1	20
1,3-Dichloropropane	<0.36		50.0	46.3		ug/L		93	62 - 136	2	20
1,4-Dichlorobenzene	<0.36		50.0	47.8		ug/L		96	70 - 120	1	20
2,2-Dichloropropane	<0.44		50.0	55.0		ug/L		110	58 - 139	5	20
2-Chlorotoluene	<0.31		50.0	47.7		ug/L		95	70 - 125	1	20
4-Chlorotoluene	<0.35		50.0	49.3		ug/L		99	68 - 124	2	20
Benzene	<0.15		50.0	47.1		ug/L		94	70 - 120	1	20
Bromobenzene	<0.36		50.0	48.1		ug/L		96	70 - 122	2	20
Bromochloromethane	<0.43		50.0	48.8		ug/L		98	65 - 122	1	20
Dichlorobromomethane	0.63	J	50.0	51.9		ug/L		102	69 - 120	2	20

Eurofins Chicago

QC Sample Results

Client: Stantec Consulting Corp.
 Project/Site: Cedarburg Light & Utility - 193709024

Job ID: 500-222199-1

Method: 8260B - Volatile Organic Compounds (GC/MS) (Continued)

Lab Sample ID: 500-222199-2 MSD

Matrix: Water

Analysis Batch: 675188

Client Sample ID: MW1

Prep Type: Total/NA

Analyte	Sample Result	Sample Qualifier	Spike Added	MSD Result	MSD Qualifier	Unit	D	%Rec	%Rec Limits	RPD	RPD Limit
Bromoform	<0.48		50.0	54.9		ug/L		110	56 - 132	1	20
Bromomethane	<0.80	*+ F1	50.0	84.5	F1	ug/L		169	40 - 152	0	20
Carbon tetrachloride	<0.38		50.0	52.2		ug/L		104	59 - 133	2	20
Chlorobenzene	<0.39		50.0	50.6		ug/L		101	70 - 120	1	20
Chloroethane	<0.51		50.0	49.8		ug/L		100	48 - 136	4	20
Chloroform	1.6	J	50.0	47.9		ug/L		93	70 - 120	0	20
Chloromethane	<0.32		50.0	43.9		ug/L		88	56 - 152	5	20
cis-1,2-Dichloroethene	<0.41		50.0	50.0		ug/L		100	70 - 125	1	20
cis-1,3-Dichloropropene	<0.42		50.0	46.2		ug/L		92	64 - 127	3	20
Dibromochloromethane	<0.49		50.0	54.9		ug/L		110	68 - 125	3	20
Dibromomethane	<0.27		50.0	49.2		ug/L		98	70 - 120	1	20
Dichlorodifluoromethane	<0.67		50.0	36.6		ug/L		73	40 - 159	0	20
Ethylbenzene	<0.18		50.0	52.2		ug/L		104	70 - 123	1	20
Hexachlorobutadiene	<0.45		50.0	37.2		ug/L		74	51 - 150	0	20
Isopropylbenzene	<0.39		50.0	48.5		ug/L		97	70 - 126	2	20
Methyl tert-butyl ether	<0.39		50.0	44.2		ug/L		88	55 - 123	2	20
Methylene Chloride	<1.6		50.0	46.3		ug/L		93	69 - 125	2	20
Naphthalene	<0.34		50.0	43.8		ug/L		88	53 - 144	2	20
n-Butylbenzene	<0.39		50.0	49.7		ug/L		99	68 - 125	1	20
N-Propylbenzene	<0.41		50.0	50.5		ug/L		101	69 - 127	3	20
p-Isopropyltoluene	<0.36		50.0	51.8		ug/L		104	70 - 125	1	20
sec-Butylbenzene	<0.40		50.0	51.3		ug/L		103	70 - 123	1	20
Styrene	<0.39		50.0	54.3		ug/L		109	70 - 120	1	20
tert-Butylbenzene	<0.40		50.0	50.7		ug/L		101	70 - 121	1	20
Tetrachloroethene	<0.37		50.0	46.6		ug/L		93	70 - 128	2	20
Toluene	0.25	J	50.0	51.8		ug/L		103	70 - 125	2	20
trans-1,2-Dichloroethene	<0.35		50.0	48.8		ug/L		98	70 - 125	0	20
trans-1,3-Dichloropropene	<0.36		50.0	48.1		ug/L		96	62 - 128	0	20
Trichloroethene	<0.16		50.0	50.2		ug/L		100	70 - 125	3	20
Trichlorofluoromethane	<0.43		50.0	45.0		ug/L		90	55 - 128	2	20
Vinyl chloride	<0.20		50.0	48.4		ug/L		97	64 - 126	2	20
Xylenes, Total	<0.22		100	102		ug/L		102	70 - 125	1	20

Surrogate	MSD %Recovery	MSD Qualifier	Limits
1,2-Dichloroethane-d4 (Surr)	87		75 - 126
4-Bromofluorobenzene (Surr)	90		72 - 124
Dibromofluoromethane (Surr)	95		75 - 120
Toluene-d8 (Surr)	99		75 - 120

Lab Chronicle

Client: Stantec Consulting Corp.
Project/Site: Cedarburg Light & Utility - 193709024

Job ID: 500-222199-1

Client Sample ID: MW1
Date Collected: 09/12/22 15:00
Date Received: 09/14/22 09:35

Lab Sample ID: 500-222199-2
Matrix: Water

Prep Type	Batch Type	Batch Method	Run	Dilution Factor	Batch Number	Analyst	Lab	Prepared or Analyzed
Total/NA	Analysis	8260B		1	675188	W1T	EET CHI	09/19/22 18:18

Client Sample ID: MW2
Date Collected: 09/13/22 10:20
Date Received: 09/14/22 09:35

Lab Sample ID: 500-222199-3
Matrix: Water

Prep Type	Batch Type	Batch Method	Run	Dilution Factor	Batch Number	Analyst	Lab	Prepared or Analyzed
Total/NA	Analysis	8260B		1	675188	W1T	EET CHI	09/19/22 18:42

Client Sample ID: MW3
Date Collected: 09/13/22 11:30
Date Received: 09/14/22 09:35

Lab Sample ID: 500-222199-4
Matrix: Water

Prep Type	Batch Type	Batch Method	Run	Dilution Factor	Batch Number	Analyst	Lab	Prepared or Analyzed
Total/NA	Analysis	8260B		1	675188	W1T	EET CHI	09/19/22 19:06

Client Sample ID: TRIP BLANK
Date Collected: 09/13/22 00:00
Date Received: 09/14/22 09:35

Lab Sample ID: 500-222199-6
Matrix: Water

Prep Type	Batch Type	Batch Method	Run	Dilution Factor	Batch Number	Analyst	Lab	Prepared or Analyzed
Total/NA	Analysis	8260B		1	675188	W1T	EET CHI	09/19/22 19:29

Laboratory References:

EET CHI = Eurofins Chicago, 2417 Bond Street, University Park, IL 60484, TEL (708)534-5200

Accreditation/Certification Summary

Client: Stantec Consulting Corp.
Project/Site: Cedarburg Light & Utility - 193709024

Job ID: 500-222199-1

Laboratory: Eurofins Chicago

The accreditations/certifications listed below are applicable to this report.

Authority	Program	Identification Number	Expiration Date
Wisconsin	State	999580010	08-31-23

- 1
- 2
- 3
- 4
- 5
- 6
- 7
- 8
- 9
- 10
- 11
- 12
- 13
- 14
- 15
- 16

Eurofins Chicago

24 / Bond Street
 University Park IL 60484
 Phone: 708-534-5200 Fax: 708-534-5211

Chain of Custody Record

eurofins

Client Information Erin Gross Company: Stantec Consulting Corp Address: 12080 Corporate Parkway Mequon WI 53092 Phone: 500-222199 COC Email: erin.gross@stantec.com Site: Cedarburg Light & Utility		Sample: Madeline Edwards Lab PM: Fred ck Sandie E-Mail: Sand a.Fredrick@eurofins.com State of Origin: WI		Carrier Tracking No(s): COC No: 500-204072-44670-P Page 1 of 1 Job #: 500-222199						
Due Date Requested: Standard TAT Requested (days): Compliance Project: <input type="checkbox"/> Yes <input type="checkbox"/> No POC #: 193709024 (A/C) #: erin.gross@stantec.com		Analysis Requested								
Preservation Codes: A HCL M Hexan- B NaOH N None C Zn Acetate P Na2O4 D Nitric Acid Q Na2SO3 E NaHSO4 R Na2S2O3 F MeOH S H2SO4 G Amchlor T TSP Dodecyl sulfate H Ascorbic Acid U Acetone J D-Water V MCHA K EDTA W pH 4-5 L EDA X Trizma Z Other: the type if		Total Number of containers:								
Sample Identification		Sample Date	Sample Time	Sample Type (C=comp, G=grab)	Matrix (W=water, S=solid, O=waste liq)	Field Filtered Sample (Yes or No)	Perform MS/MSD (Yes or No)	VOC	8280B	Special Instructions/Note
Preservation Code		A N N		X		X		X		1
1	MW400	9/12/22	1035	G	W	N	N			1
2	MW1	9/12/22	1500	G	W	N	N	X		3
3	MW2	9/13/22	1020	G	W	N	N	X		3
4	MW3	9/13/22	1130	G	W	N	N	X		3
5	PFAS Equipment Blank	9/12/22	1040	-	W	N	N	X		1
6	Trip Blank			G	W	N	N	X		1
Possible Hazard Identification <input type="checkbox"/> Non-Hazard <input type="checkbox"/> Flammable <input type="checkbox"/> Skin irritant <input type="checkbox"/> Poison B <input checked="" type="checkbox"/> Unknown <input type="checkbox"/> Radiological		Sample Disposal (A fee may be assessed if samples are retained longer than 1 month) <input type="checkbox"/> Return To Client <input checked="" type="checkbox"/> Disposal By Lab <input type="checkbox"/> Archive For _____ Months								
Deliverable Requested I II III IV Other (specify)		Special Instructions/OC Requirements: MSA #40411								
Empty Kit Relinquished by:		Date:		Time:		Method of Shipment:				
Relinquished by: Madeline Edwards		Date/Time: 09/13/22, 1500		Company:		Received by: Patricia Buckley		Date/Time: 9/14/22 0935		Company: EE09
Relinquished by:		Date/Time:		Company:		Received by:		Date/Time:		Company:
Custody Seals Intact: Yes <input type="checkbox"/> No <input type="checkbox"/>		Custody Seal No:		Ambient Temperature and other remarks:		1.5 → 1.0				

ORIGIN ID MKEA (262) 241-4466
KRISTIN HANNA
STANTEC CONSULTING SERVICES INC
12080 CORPORATE PARKWAY
SUITE 200
MEQUON, WI 53092
UNITED STATES US

SHIP DATE 13SEP22
ACTWGT 25 00 LB MAN
CAD 0430425/CAFE3616


BILL SENDER

TO TEST AMERICA

2417 BOND ST

UNIVERSITY PARK IL 60484

(262) 241-4466
REF: M. EDWARDS



FedEx
Expres:




TRK# 6015 4064 6329
0201

WED - 14 SEP 10:30A
PRIORITY OVERNIGHT

79 JOTA

60484
IL-US ORD



500-222199 Wayb

For information about UPS's privacy practices or to opt out from the sale of personal information, please see the UPS Privacy Notice at www.ups.com
PRD R 0322

Login Sample Receipt Checklist

Client: Stantec Consulting Corp.

Job Number: 500-222199-1

Login Number: 222199

List Number: 1

Creator: Buckley, Paula M

List Source: Eurofins Chicago

Question	Answer	Comment
Radioactivity wasn't checked or is \leq background as measured by a survey meter.	True	
The cooler's custody seal, if present, is intact.	True	
Sample custody seals, if present, are intact.	True	
The cooler or samples do not appear to have been compromised or tampered with.	True	
Samples were received on ice.	True	
Cooler Temperature is acceptable.	True	
Cooler Temperature is recorded.	True	1.0
COC is present.	True	
COC is filled out in ink and legible.	True	
COC is filled out with all pertinent information.	True	
Is the Field Sampler's name present on COC?	True	
There are no discrepancies between the containers received and the COC.	True	
Samples are received within Holding Time (excluding tests with immediate HTs)	True	
Sample containers have legible labels.	True	
Containers are not broken or leaking.	True	
Sample collection date/times are provided.	True	
Appropriate sample containers are used.	True	
Sample bottles are completely filled.	True	
Sample Preservation Verified.	True	
There is sufficient vol. for all requested analyses, incl. any requested MS/MSDs	True	
Containers requiring zero headspace have no headspace or bubble is <math><6\text{mm}</math> (1/4").	True	
Multiphasic samples are not present.	True	
Samples do not require splitting or compositing.	True	
Residual Chlorine Checked.	N/A	



500-222199 Field Sheet

Job: _____

Tracking #: 1893 4459 7700

SO / FO / FO / SAT / 2-Day / Ground / UPS / CDO / Courier
GSO / OnTrac / Goldstreak / USPS / Other _____

Use this form to record Sample Custody Seal, Cooler Custody Seal, Temperature & corrected Temperature & other observations.
File in the job folder with the COC.

Therm. ID: L02 Corr. Factor: (+/-) - °C

Ice 1 Wet 1 Gel _____ Other _____

Cooler Custody Seal: 1994288

Cooler ID: _____

Temp Observed: 1.1 °C Corrected: 1.4 °C
From: Temp Blank Sample

Opening/Processing The Shipment	Yes	No	NA
Cooler compromised/tampered with?	<input type="checkbox"/>	<input checked="" type="checkbox"/>	<input type="checkbox"/>
Cooler Temperature is acceptable?	<input checked="" type="checkbox"/>	<input type="checkbox"/>	<input type="checkbox"/>
Frozen samples show signs of thaw?	<input type="checkbox"/>	<input type="checkbox"/>	<input checked="" type="checkbox"/>

Initials: VS Date: 9.15.00

Unpacking/Labeling The Samples	Yes	No	NA
COC is complete w/o discrepancies?	<input checked="" type="checkbox"/>	<input type="checkbox"/>	<input type="checkbox"/>
Samples compromised/tampered with?	<input type="checkbox"/>	<input checked="" type="checkbox"/>	<input type="checkbox"/>
Containers are not broken or leaking?	<input checked="" type="checkbox"/>	<input type="checkbox"/>	<input type="checkbox"/>
Sample custody seal?	<input type="checkbox"/>	<input type="checkbox"/>	<input checked="" type="checkbox"/>
Sample containers have legible labels?	<input checked="" type="checkbox"/>	<input type="checkbox"/>	<input type="checkbox"/>
Sample date/times are provided?	<input checked="" type="checkbox"/>	<input type="checkbox"/>	<input type="checkbox"/>
Appropriate containers are used?	<input checked="" type="checkbox"/>	<input type="checkbox"/>	<input type="checkbox"/>
Sample bottles are completely filled?	<input checked="" type="checkbox"/>	<input type="checkbox"/>	<input type="checkbox"/>
Sample preservatives verified?	<input type="checkbox"/>	<input type="checkbox"/>	<input checked="" type="checkbox"/>
Is the Field Sampler's name on COC?	<input type="checkbox"/>	<input type="checkbox"/>	<input checked="" type="checkbox"/>
Samples require splitting/compositing?	<input type="checkbox"/>	<input type="checkbox"/>	<input checked="" type="checkbox"/>
Samples w/o discrepancies?	<input checked="" type="checkbox"/>	<input type="checkbox"/>	<input type="checkbox"/>
Zero headspace?*	<input type="checkbox"/>	<input type="checkbox"/>	<input checked="" type="checkbox"/>
Alkalinity has no headspace?	<input type="checkbox"/>	<input type="checkbox"/>	<input checked="" type="checkbox"/>
Perchlorate has headspace? (Methods 314, 331, 6850)	<input type="checkbox"/>	<input type="checkbox"/>	<input checked="" type="checkbox"/>
Multiphasic samples are not present?	<input checked="" type="checkbox"/>	<input type="checkbox"/>	<input type="checkbox"/>

*Containers requiring zero headspace have no headspace, or bubble < 6 mm (1/4")

Initials: VS Date: 9.15.00

Notes: _____

Trizma Lot #(s): _____

Login Completion	Yes	No	NA
Receipt Temperature on COC?	<input checked="" type="checkbox"/>	<input type="checkbox"/>	<input type="checkbox"/>
Samples received within hold time?	<input checked="" type="checkbox"/>	<input type="checkbox"/>	<input type="checkbox"/>
NCM Filed?	<input type="checkbox"/>	<input type="checkbox"/>	<input checked="" type="checkbox"/>
Log Release checked in TALS?	<input type="checkbox"/>	<input type="checkbox"/>	<input checked="" type="checkbox"/>

Initials: VS Date: 9.15.00

WRB JSD



ANALYTICAL REPORT

Eurofins Chicago
2417 Bond Street
University Park, IL 60484
Tel: (708)534-5200

Laboratory Job ID: 500-222199-2

Client Project/Site: Cedarburg Light & Utility - 193709024

For:

Stantec Consulting Corp.
12080 Corporate Parkway
Mequon, Wisconsin 53092

Attn: Erin Gross



Authorized for release by:
10/28/2022 3:17:45 PM

Sandie Fredrick, Project Manager II
(920)261-1660
Sandra.Fredrick@et.eurofinsus.com

LINKS

Review your project
results through



Have a Question?



Visit us at:

www.eurofinsus.com/Env

The test results in this report meet all 2003 NELAC, 2009 TNI, and 2016 TNI requirements for accredited parameters, exceptions are noted in this report. This report may not be reproduced except in full, and with written approval from the laboratory. For questions please contact the Project Manager at the e-mail address or telephone number listed on this page.

This report has been electronically signed and authorized by the signatory. Electronic signature is intended to be the legally binding equivalent of a traditionally handwritten signature.

Results relate only to the items tested and the sample(s) as received by the laboratory.



Table of Contents

Cover Page	1
Table of Contents	2
Case Narrative	3
Detection Summary	5
Method Summary	6
Sample Summary	7
Client Sample Results	8
Definitions	12
QC Association	13
QC Sample Results	14
Chronicle	24
Certification Summary	25
Chain of Custody	26
Receipt Checklists	29
Field Data Sheets	31
Isotope Dilution Summary	32

Case Narrative

Client: Stantec Consulting Corp.
Project/Site: Cedarburg Light & Utility - 193709024

Job ID: 500-222199-2

Job ID: 500-222199-2

Laboratory: Eurofins Chicago

Narrative

Job Narrative 500-222199-2

Comments

No additional comments.

Receipt

The samples were received on 9/14/2022 9:35 AM. Unless otherwise noted below, the samples arrived in good condition, and where required, properly preserved and on ice. The temperature of the cooler at receipt was 1.0° C.

LCMS

Method 537 (modified): Results for sample MW400 (500-222199-1) were reported from the analysis of a diluted extract due to high concentration of the target analyte in the analysis of the undiluted extract. The dilution factor was applied to the labeled internal standard area counts and these area counts were within acceptance limits

Method 537 (modified): The following equipment blank (EB) sample has detections for Perfluorohexanesulfonic acid (PFHxS) and Perfluorooctanesulfonic acid (PFOS): PFAS EQUIPMENT BLANK (500-222199-5). The sample was re-analyzed with concurring results. There is insufficient sample volume left for another extraction; therefore, the data have been reported.

Method 537 (modified): Due to a prep error, the laboratory control sample (LCS) and the laboratory control sample duplicate (LCSD) for preparation batch 320-618553 and analytical batch 320-619140 recovered outside control limits for all analytes. The LCS/LCSD were re-analyzed with concurring results. There is insufficient sample volume left for another extraction: PFAS EQUIPMENT BLANK (500-222199-5), (LCS 320-618553/2-A) and (LCSD 320-618553/3-A).

Method 537 (modified): The RPD of the laboratory control sample (LCS) and laboratory control sample duplicate (LCSD) for preparation batch 320-618553 and analytical batch 320-619514 recovered outside control limits for several analytes.

No additional analytical or quality issues were noted, other than those described above or in the Definitions/Glossary page.

Organic Prep

Method 3535: Due to the matrix, the following samples MW400 (500-222199-1) and PFAS EQUIPMENT BLANK (500-222199-5) were prepared with an LCS/LCSD instead of a matrix spike/matrix spike duplicate (MS/MSD) associated with preparation batch 320-618553.

Method: 3535_PFC_28D

Matrix: Aqueous

Method 3535: The following samples in preparation batch 320-618553 were observed to have floating particulates present in the sample bottle. MW400 (500-222199-1)

Method: 3535_PFC_28D

Matrix: Aqueous

Method 3535: Due to the matrix sediment and likelihood for sample clogging, the following samples MW400 (500-222199-1) in preparation batch 320-618553 deviated from the standard procedure. A 5x dilution was made on the samples, then fortified with IDA and extracted. The reporting limits (RLs) have been adjusted proportionately.

Method: 3535_PFC_28D

Matrix: Aqueous

Method 3535: The following samples in preparation batch 320-618553 were light brown in color prior to extraction. MW400 (500-222199-1)

Method: 3535_PFC_28D

Matrix: Aqueous

Method 3535: Insufficient sample volume was available to perform a matrix spike/matrix spike duplicate (MS/MSD) associated with preparation batch 320-619982.

320-619982

Method: PFC_IDA_WI

Matrix: Water

Case Narrative

Client: Stantec Consulting Corp.
Project/Site: Cedarburg Light & Utility - 193709024

Job ID: 500-222199-2

Job ID: 500-222199-2 (Continued)

Laboratory: Eurofins Chicago (Continued)

Method 3535: The following samples in preparation batch 320-619982 were observed to be yellow and contain a thin layer of sediment present in the bottom of the bottle prior to extraction. MW400 (500-222199-1)

320-619982

Method: PFC_IDA_WI

Matrix: Water

Method 3535: The following samples in preparation batch 320-619982 were yellow in color following concentration. MW400 (500-222199-1)

320-619982

Method: PFC_IDA_WI

Matrix: Water

No additional analytical or quality issues were noted, other than those described above or in the Definitions/Glossary page.

- 1
- 2
- 3
- 4
- 5
- 6
- 7
- 8
- 9
- 10
- 11
- 12
- 13
- 14
- 15
- 16

Detection Summary

Client: Stantec Consulting Corp.
 Project/Site: Cedarburg Light & Utility - 193709024

Job ID: 500-222199-2

Client Sample ID: MW400

Lab Sample ID: 500-222199-1

Analyte	Result	Qualifier	RL	MDL	Unit	Dil Fac	D	Method	Prep Type
Perfluorobutanoic acid (PFBA)	9.0		4.9	2.3	ng/L	1		537 (modified)	Total/NA
Perfluoropentanoic acid (PFPeA)	8.9		1.9	0.48	ng/L	1		537 (modified)	Total/NA
Perfluorohexanoic acid (PFHxA)	14		1.9	0.56	ng/L	1		537 (modified)	Total/NA
Perfluoroheptanoic acid (PFHpA)	4.8		1.9	0.24	ng/L	1		537 (modified)	Total/NA
Perfluorooctanoic acid (PFOA)	12		1.9	0.82	ng/L	1		537 (modified)	Total/NA
Perfluorononanoic acid (PFNA)	0.84	J	1.9	0.26	ng/L	1		537 (modified)	Total/NA
Perfluorobutanesulfonic acid (PFBS)	13		1.9	0.19	ng/L	1		537 (modified)	Total/NA
Perfluoropentanesulfonic acid (PFPeS)	11		1.9	0.29	ng/L	1		537 (modified)	Total/NA
Perfluorohexanesulfonic acid (PFHxS)	91		1.9	0.55	ng/L	1		537 (modified)	Total/NA
Perfluoroheptanesulfonic acid (PFHpS)	6.9		1.9	0.18	ng/L	1		537 (modified)	Total/NA
Perfluorooctanesulfonic acid (PFOS) - DL	420		9.7	2.6	ng/L	5		537 (modified)	Total/NA

Client Sample ID: PFAS EQUIPMENT BLANK

Lab Sample ID: 500-222199-5

Analyte	Result	Qualifier	RL	MDL	Unit	Dil Fac	D	Method	Prep Type
Perfluorohexanesulfonic acid (PFHxS)	0.98	J *- *1	1.8	0.51	ng/L	1		537 (modified)	Total/NA
Perfluorooctanesulfonic acid (PFOS)	16	*-	1.8	0.48	ng/L	1		537 (modified)	Total/NA

This Detection Summary does not include radiochemical test results.

Eurofins Chicago

Method Summary

Client: Stantec Consulting Corp.
Project/Site: Cedarburg Light & Utility - 193709024

Job ID: 500-222199-2

Method	Method Description	Protocol	Laboratory
537 (modified)	Fluorinated Alkyl Substances	EPA	EET SAC
3535	Solid-Phase Extraction (SPE)	SW846	EET SAC

Protocol References:

EPA = US Environmental Protection Agency

SW846 = "Test Methods For Evaluating Solid Waste, Physical/Chemical Methods", Third Edition, November 1986 And Its Updates.

Laboratory References:

EET SAC = Eurofins Sacramento, 880 Riverside Parkway, West Sacramento, CA 95605, TEL (916)373-5600

- 1
- 2
- 3
- 4
- 5
- 6
- 7
- 8
- 9
- 10
- 11
- 12
- 13
- 14
- 15
- 16

Sample Summary

Client: Stantec Consulting Corp.
Project/Site: Cedarburg Light & Utility - 193709024

Job ID: 500-222199-2

Lab Sample ID	Client Sample ID	Matrix	Collected	Received
500-222199-1	MW400	Water	09/12/22 10:35	09/14/22 09:35
500-222199-5	PFAS EQUIPMENT BLANK	Water	09/12/22 10:40	09/14/22 09:35

- 1
- 2
- 3
- 4
- 5
- 6
- 7
- 8
- 9
- 10
- 11
- 12
- 13
- 14
- 15
- 16

Client Sample Results

Client: Stantec Consulting Corp.
Project/Site: Cedarburg Light & Utility - 193709024

Job ID: 500-222199-2

Client Sample ID: MW400

Lab Sample ID: 500-222199-1

Date Collected: 09/12/22 10:35

Matrix: Water

Date Received: 09/14/22 09:35

Method: EPA 537 (modified) - Fluorinated Alkyl Substances

Analyte	Result	Qualifier	RL	MDL	Unit	D	Prepared	Analyzed	Dil Fac
Perfluorobutanoic acid (PFBA)	9.0		4.9	2.3	ng/L		09/25/22 19:42	09/26/22 17:27	1
Perfluoropentanoic acid (PFPeA)	8.9		1.9	0.48	ng/L		09/25/22 19:42	09/26/22 17:27	1
Perfluorohexanoic acid (PFHxA)	14		1.9	0.56	ng/L		09/25/22 19:42	09/26/22 17:27	1
Perfluoroheptanoic acid (PFHpA)	4.8		1.9	0.24	ng/L		09/25/22 19:42	09/26/22 17:27	1
Perfluorooctanoic acid (PFOA)	12		1.9	0.82	ng/L		09/25/22 19:42	09/26/22 17:27	1
Perfluorononanoic acid (PFNA)	0.84	J	1.9	0.26	ng/L		09/25/22 19:42	09/26/22 17:27	1
Perfluorodecanoic acid (PFDA)	<0.30		1.9	0.30	ng/L		09/25/22 19:42	09/26/22 17:27	1
Perfluoroundecanoic acid (PFUnA)	<1.1		1.9	1.1	ng/L		09/25/22 19:42	09/26/22 17:27	1
Perfluorododecanoic acid (PFDoA)	<0.53		1.9	0.53	ng/L		09/25/22 19:42	09/26/22 17:27	1
Perfluorotridecanoic acid (PFTriA)	<1.3		1.9	1.3	ng/L		09/25/22 19:42	09/26/22 17:27	1
Perfluorotetradecanoic acid (PFTeA)	<0.71		1.9	0.71	ng/L		09/25/22 19:42	09/26/22 17:27	1
Perfluoro-n-hexadecanoic acid (PFHxDA)	<0.86		1.9	0.86	ng/L		09/25/22 19:42	09/26/22 17:27	1
Perfluoro-n-octadecanoic acid (PFODA)	<0.91		1.9	0.91	ng/L		09/25/22 19:42	09/26/22 17:27	1
Perfluorobutanesulfonic acid (PFBS)	13		1.9	0.19	ng/L		09/25/22 19:42	09/26/22 17:27	1
Perfluoropentanesulfonic acid (PFPeS)	11		1.9	0.29	ng/L		09/25/22 19:42	09/26/22 17:27	1
Perfluorohexanesulfonic acid (PFHxS)	91		1.9	0.55	ng/L		09/25/22 19:42	09/26/22 17:27	1
Perfluoroheptanesulfonic acid (PFHpS)	6.9		1.9	0.18	ng/L		09/25/22 19:42	09/26/22 17:27	1
Perfluorononanesulfonic acid (PFNS)	<0.36		1.9	0.36	ng/L		09/25/22 19:42	09/26/22 17:27	1
Perfluorodecanesulfonic acid (PFDS)	<0.31		1.9	0.31	ng/L		09/25/22 19:42	09/26/22 17:27	1
Perfluorododecanesulfonic acid (PFDoS)	<0.94		1.9	0.94	ng/L		09/25/22 19:42	09/26/22 17:27	1
Perfluorooctanesulfonamide (FOSA)	<0.95		1.9	0.95	ng/L		09/25/22 19:42	09/26/22 17:27	1
NEtFOSA	<0.84		1.9	0.84	ng/L		09/25/22 19:42	09/26/22 17:27	1
NMeFOSA	<0.42		1.9	0.42	ng/L		09/25/22 19:42	09/26/22 17:27	1
NMeFOSAA	<1.2		4.9	1.2	ng/L		09/25/22 19:42	09/26/22 17:27	1
NEtFOSAA	<1.3		4.9	1.3	ng/L		09/25/22 19:42	09/26/22 17:27	1
NMeFOSE	<1.4		3.9	1.4	ng/L		09/25/22 19:42	09/26/22 17:27	1
NEtFOSE	<0.82		1.9	0.82	ng/L		09/25/22 19:42	09/26/22 17:27	1
4:2 FTS	<0.23		1.9	0.23	ng/L		09/25/22 19:42	09/26/22 17:27	1
6:2 FTS	<2.4		4.9	2.4	ng/L		09/25/22 19:42	09/26/22 17:27	1
8:2 FTS	<0.45		1.9	0.45	ng/L		09/25/22 19:42	09/26/22 17:27	1
10:2 FTS	<0.65		1.9	0.65	ng/L		09/25/22 19:42	09/26/22 17:27	1
4,8-Dioxa-3H-perfluorononanoic acid (ADONA)	<0.39		1.9	0.39	ng/L		09/25/22 19:42	09/26/22 17:27	1
HFPO-DA (GenX)	<1.5		3.9	1.5	ng/L		09/25/22 19:42	09/26/22 17:27	1
F-53B Major	<0.23		1.9	0.23	ng/L		09/25/22 19:42	09/26/22 17:27	1
F-53B Minor	<0.31		1.9	0.31	ng/L		09/25/22 19:42	09/26/22 17:27	1
Isotope Dilution	%Recovery	Qualifier	Limits				Prepared	Analyzed	Dil Fac
13C4 PFBA	69		25 - 150				09/25/22 19:42	09/26/22 17:27	1
13C5 PFPeA	84		25 - 150				09/25/22 19:42	09/26/22 17:27	1
13C2 PFHxA	97		25 - 150				09/25/22 19:42	09/26/22 17:27	1
13C4 PFHpA	89		25 - 150				09/25/22 19:42	09/26/22 17:27	1
13C4 PFOA	89		25 - 150				09/25/22 19:42	09/26/22 17:27	1
13C5 PFNA	89		25 - 150				09/25/22 19:42	09/26/22 17:27	1
13C2 PFDA	92		25 - 150				09/25/22 19:42	09/26/22 17:27	1

Eurofins Chicago

Client Sample Results

Client: Stantec Consulting Corp.
 Project/Site: Cedarburg Light & Utility - 193709024

Job ID: 500-222199-2

Client Sample ID: MW400

Lab Sample ID: 500-222199-1

Date Collected: 09/12/22 10:35

Matrix: Water

Date Received: 09/14/22 09:35

Method: EPA 537 (modified) - Fluorinated Alkyl Substances (Continued)

<u>Isotope Dilution</u>	<u>%Recovery</u>	<u>Qualifier</u>	<u>Limits</u>	<u>Prepared</u>	<u>Analyzed</u>	<u>Dil Fac</u>
13C2 PFluA	88		25 - 150	09/25/22 19:42	09/26/22 17:27	1
13C2 PFlDoA	88		25 - 150	09/25/22 19:42	09/26/22 17:27	1
13C2 PFlTeDA	87		25 - 150	09/25/22 19:42	09/26/22 17:27	1
13C2 PFlHxDA	93		25 - 150	09/25/22 19:42	09/26/22 17:27	1
13C3 PFlBS	85		25 - 150	09/25/22 19:42	09/26/22 17:27	1
18O2 PFlHxS	91		25 - 150	09/25/22 19:42	09/26/22 17:27	1
13C4 PFlOS	95		25 - 150	09/25/22 19:42	09/26/22 17:27	1
13C8 FOSA	88		10 - 150	09/25/22 19:42	09/26/22 17:27	1
d3-NMeFOSAA	94		25 - 150	09/25/22 19:42	09/26/22 17:27	1
d5-NEtFOSAA	96		25 - 150	09/25/22 19:42	09/26/22 17:27	1
d-N-MeFOSA-M	84		10 - 150	09/25/22 19:42	09/26/22 17:27	1
d-N-EtFOSA-M	80		10 - 150	09/25/22 19:42	09/26/22 17:27	1
d7-N-MeFOSE-M	80		10 - 150	09/25/22 19:42	09/26/22 17:27	1
d9-N-EtFOSE-M	77		10 - 150	09/25/22 19:42	09/26/22 17:27	1
M2-4:2 FTS	84		25 - 150	09/25/22 19:42	09/26/22 17:27	1
M2-6:2 FTS	73		25 - 150	09/25/22 19:42	09/26/22 17:27	1
M2-8:2 FTS	76		25 - 150	09/25/22 19:42	09/26/22 17:27	1
13C3 HFPO-DA	86		25 - 150	09/25/22 19:42	09/26/22 17:27	1
13C2 10:2 FTS	75		25 - 150	09/25/22 19:42	09/26/22 17:27	1

Method: EPA 537 (modified) - Fluorinated Alkyl Substances - DL

<u>Analyte</u>	<u>Result</u>	<u>Qualifier</u>	<u>RL</u>	<u>MDL</u>	<u>Unit</u>	<u>D</u>	<u>Prepared</u>	<u>Analyzed</u>	<u>Dil Fac</u>
Perfluorooctanesulfonic acid (PFOS)	420		9.7	2.6	ng/L		09/25/22 19:42	09/29/22 17:21	5
<u>Isotope Dilution</u>	<u>%Recovery</u>	<u>Qualifier</u>	<u>Limits</u>	<u>Prepared</u>	<u>Analyzed</u>	<u>Dil Fac</u>			
13C4 PFOS	92		25 - 150	09/25/22 19:42	09/29/22 17:21	5			

Client Sample Results

Client: Stantec Consulting Corp.
Project/Site: Cedarburg Light & Utility - 193709024

Job ID: 500-222199-2

Client Sample ID: PFAS EQUIPMENT BLANK

Lab Sample ID: 500-222199-5

Date Collected: 09/12/22 10:40

Matrix: Water

Date Received: 09/14/22 09:35

Method: EPA 537 (modified) - Fluorinated Alkyl Substances

Analyte	Result	Qualifier	RL	MDL	Unit	D	Prepared	Analyzed	Dil Fac
Perfluorobutanoic acid (PFBA)	<2.2	*-	4.5	2.2	ng/L		09/21/22 04:51	09/22/22 19:50	1
Perfluoropentanoic acid (PFPeA)	<0.44	*-	1.8	0.44	ng/L		09/21/22 04:51	09/22/22 19:50	1
Perfluorohexanoic acid (PFHxA)	<0.52	*-	1.8	0.52	ng/L		09/21/22 04:51	09/22/22 19:50	1
Perfluoroheptanoic acid (PFHpA)	<0.22	*-	1.8	0.22	ng/L		09/21/22 04:51	09/22/22 19:50	1
Perfluorooctanoic acid (PFOA)	<0.76	*- *1	1.8	0.76	ng/L		09/21/22 04:51	09/22/22 19:50	1
Perfluorononanoic acid (PFNA)	<0.24	*-	1.8	0.24	ng/L		09/21/22 04:51	09/22/22 19:50	1
Perfluorodecanoic acid (PFDA)	<0.28	*-	1.8	0.28	ng/L		09/21/22 04:51	09/22/22 19:50	1
Perfluoroundecanoic acid (PFUnA)	<0.99	*-	1.8	0.99	ng/L		09/21/22 04:51	09/22/22 19:50	1
Perfluorododecanoic acid (PFDoA)	<0.49	*- *1	1.8	0.49	ng/L		09/21/22 04:51	09/22/22 19:50	1
Perfluorotridecanoic acid (PFTriA)	<1.2	*-	1.8	1.2	ng/L		09/21/22 04:51	09/22/22 19:50	1
Perfluorotetradecanoic acid (PFTeA)	<0.65	*-	1.8	0.65	ng/L		09/21/22 04:51	09/22/22 19:50	1
Perfluoro-n-hexadecanoic acid (PFHxDA)	<0.80	*-	1.8	0.80	ng/L		09/21/22 04:51	09/22/22 19:50	1
Perfluoro-n-octadecanoic acid (PFODA)	<0.84	*-	1.8	0.84	ng/L		09/21/22 04:51	09/22/22 19:50	1
Perfluorobutanesulfonic acid (PFBS)	<0.18	*-	1.8	0.18	ng/L		09/21/22 04:51	09/22/22 19:50	1
Perfluoropentanesulfonic acid (PFPeS)	<0.27	*-	1.8	0.27	ng/L		09/21/22 04:51	09/22/22 19:50	1
Perfluorohexanesulfonic acid (PFHxS)	0.98	J*- *1	1.8	0.51	ng/L		09/21/22 04:51	09/22/22 19:50	1
Perfluoroheptanesulfonic acid (PFHpS)	<0.17	*-	1.8	0.17	ng/L		09/21/22 04:51	09/22/22 19:50	1
Perfluorooctanesulfonic acid (PFOS)	16	*-	1.8	0.48	ng/L		09/21/22 04:51	09/22/22 19:50	1
Perfluorononanesulfonic acid (PFNS)	<0.33	*-	1.8	0.33	ng/L		09/21/22 04:51	09/22/22 19:50	1
Perfluorodecanesulfonic acid (PFDS)	<0.29	*-	1.8	0.29	ng/L		09/21/22 04:51	09/22/22 19:50	1
Perfluorododecanesulfonic acid (PFDoS)	<0.87	*-	1.8	0.87	ng/L		09/21/22 04:51	09/22/22 19:50	1
Perfluorooctanesulfonamide (FOSA)	<0.88	*-	1.8	0.88	ng/L		09/21/22 04:51	09/22/22 19:50	1
NEtFOSA	<0.78	*-	1.8	0.78	ng/L		09/21/22 04:51	09/22/22 19:50	1
NMeFOSA	<0.39	*-	1.8	0.39	ng/L		09/21/22 04:51	09/22/22 19:50	1
NMeFOSAA	<1.1	*- *1	4.5	1.1	ng/L		09/21/22 04:51	09/22/22 19:50	1
NEtFOSAA	<1.2	*-	4.5	1.2	ng/L		09/21/22 04:51	09/22/22 19:50	1
NMeFOSE	<1.3	*-	3.6	1.3	ng/L		09/21/22 04:51	09/22/22 19:50	1
NEtFOSE	<0.76	*-	1.8	0.76	ng/L		09/21/22 04:51	09/22/22 19:50	1
4:2 FTS	<0.22	*-	1.8	0.22	ng/L		09/21/22 04:51	09/22/22 19:50	1
6:2 FTS	<2.2	*- *1	4.5	2.2	ng/L		09/21/22 04:51	09/22/22 19:50	1
8:2 FTS	<0.41	*-	1.8	0.41	ng/L		09/21/22 04:51	09/22/22 19:50	1
10:2 FTS	<0.60	*-	1.8	0.60	ng/L		09/21/22 04:51	09/22/22 19:50	1
4,8-Dioxa-3H-perfluorononanoic acid (ADONA)	<0.36	*- *1	1.8	0.36	ng/L		09/21/22 04:51	09/22/22 19:50	1
HFPO-DA (GenX)	<1.3	*-	3.6	1.3	ng/L		09/21/22 04:51	09/22/22 19:50	1
F-53B Major	<0.22	*-	1.8	0.22	ng/L		09/21/22 04:51	09/22/22 19:50	1
F-53B Minor	<0.29	*- *1	1.8	0.29	ng/L		09/21/22 04:51	09/22/22 19:50	1
<i>Isotope Dilution</i>	<i>%Recovery</i>	<i>Qualifier</i>	<i>Limits</i>				<i>Prepared</i>	<i>Analyzed</i>	<i>Dil Fac</i>
13C4 PFBA	113		25 - 150				09/21/22 04:51	09/22/22 19:50	1
13C5 PFPeA	87		25 - 150				09/21/22 04:51	09/22/22 19:50	1
13C2 PFHxA	101		25 - 150				09/21/22 04:51	09/22/22 19:50	1
13C4 PFHpA	90		25 - 150				09/21/22 04:51	09/22/22 19:50	1
13C4 PFOA	100		25 - 150				09/21/22 04:51	09/22/22 19:50	1
13C5 PFNA	95		25 - 150				09/21/22 04:51	09/22/22 19:50	1

Eurofins Chicago

Client Sample Results

Client: Stantec Consulting Corp.
 Project/Site: Cedarburg Light & Utility - 193709024

Job ID: 500-222199-2

Client Sample ID: PFAS EQUIPMENT BLANK

Lab Sample ID: 500-222199-5

Date Collected: 09/12/22 10:40

Matrix: Water

Date Received: 09/14/22 09:35

Method: EPA 537 (modified) - Fluorinated Alkyl Substances (Continued)

<i>Isotope Dilution</i>	<i>%Recovery</i>	<i>Qualifier</i>	<i>Limits</i>	<i>Prepared</i>	<i>Analyzed</i>	<i>Dil Fac</i>
13C2 PFDA	100		25 - 150	09/21/22 04:51	09/22/22 19:50	1
13C2 PFUnA	102		25 - 150	09/21/22 04:51	09/22/22 19:50	1
13C2 PFDoA	91		25 - 150	09/21/22 04:51	09/22/22 19:50	1
13C2 PFTeDA	90		25 - 150	09/21/22 04:51	09/22/22 19:50	1
13C2 PFHxDA	95		25 - 150	09/21/22 04:51	09/22/22 19:50	1
13C3 PFBS	100		25 - 150	09/21/22 04:51	09/22/22 19:50	1
18O2 PFHxS	103		25 - 150	09/21/22 04:51	09/22/22 19:50	1
13C4 PFOS	102		25 - 150	09/21/22 04:51	09/22/22 19:50	1
13C8 FOSA	103		10 - 150	09/21/22 04:51	09/22/22 19:50	1
d3-NMeFOSAA	96		25 - 150	09/21/22 04:51	09/22/22 19:50	1
d5-NEtFOSAA	88		25 - 150	09/21/22 04:51	09/22/22 19:50	1
d-N-MeFOSA-M	88		10 - 150	09/21/22 04:51	09/22/22 19:50	1
d-N-EtFOSA-M	80		10 - 150	09/21/22 04:51	09/22/22 19:50	1
d7-N-MeFOSE-M	83		10 - 150	09/21/22 04:51	09/22/22 19:50	1
d9-N-EtFOSE-M	91		10 - 150	09/21/22 04:51	09/22/22 19:50	1
M2-4:2 FTS	86		25 - 150	09/21/22 04:51	09/22/22 19:50	1
M2-6:2 FTS	87		25 - 150	09/21/22 04:51	09/22/22 19:50	1
M2-8:2 FTS	88		25 - 150	09/21/22 04:51	09/22/22 19:50	1
13C3 HFPO-DA	83		25 - 150	09/21/22 04:51	09/22/22 19:50	1
13C2 10:2 FTS	80		25 - 150	09/21/22 04:51	09/22/22 19:50	1

Definitions/Glossary

Client: Stantec Consulting Corp.
Project/Site: Cedarburg Light & Utility - 193709024

Job ID: 500-222199-2

Qualifiers

LCMS

Qualifier	Qualifier Description
*-	LCS and/or LCSD is outside acceptance limits, low biased.
*1	LCS/LCSD RPD exceeds control limits.
J	Result is less than the RL but greater than or equal to the MDL and the concentration is an approximate value.

Glossary

Abbreviation	These commonly used abbreviations may or may not be present in this report.
α	Listed under the "D" column to designate that the result is reported on a dry weight basis
%R	Percent Recovery
CFL	Contains Free Liquid
CFU	Colony Forming Unit
CNF	Contains No Free Liquid
DER	Duplicate Error Ratio (normalized absolute difference)
Dil Fac	Dilution Factor
DL	Detection Limit (DoD/DOE)
DL, RA, RE, IN	Indicates a Dilution, Re-analysis, Re-extraction, or additional Initial metals/anion analysis of the sample
DLC	Decision Level Concentration (Radiochemistry)
EDL	Estimated Detection Limit (Dioxin)
LOD	Limit of Detection (DoD/DOE)
LOQ	Limit of Quantitation (DoD/DOE)
MCL	EPA recommended "Maximum Contaminant Level"
MDA	Minimum Detectable Activity (Radiochemistry)
MDC	Minimum Detectable Concentration (Radiochemistry)
MDL	Method Detection Limit
ML	Minimum Level (Dioxin)
MPN	Most Probable Number
MQL	Method Quantitation Limit
NC	Not Calculated
ND	Not Detected at the reporting limit (or MDL or EDL if shown)
NEG	Negative / Absent
POS	Positive / Present
PQL	Practical Quantitation Limit
PRES	Presumptive
QC	Quality Control
RER	Relative Error Ratio (Radiochemistry)
RL	Reporting Limit or Requested Limit (Radiochemistry)
RPD	Relative Percent Difference, a measure of the relative difference between two points
TEF	Toxicity Equivalent Factor (Dioxin)
TEQ	Toxicity Equivalent Quotient (Dioxin)
TNTC	Too Numerous To Count

QC Association Summary

Client: Stantec Consulting Corp.
Project/Site: Cedarburg Light & Utility - 193709024

Job ID: 500-222199-2

LCMS

Prep Batch: 618553

Lab Sample ID	Client Sample ID	Prep Type	Matrix	Method	Prep Batch
500-222199-5	PFAS EQUIPMENT BLANK	Total/NA	Water	3535	
MB 320-618553/1-A	Method Blank	Total/NA	Water	3535	
LCS 320-618553/2-A	Lab Control Sample	Total/NA	Water	3535	
LCSD 320-618553/3-A	Lab Control Sample Dup	Total/NA	Water	3535	

Analysis Batch: 619140

Lab Sample ID	Client Sample ID	Prep Type	Matrix	Method	Prep Batch
500-222199-5	PFAS EQUIPMENT BLANK	Total/NA	Water	537 (modified)	618553
MB 320-618553/1-A	Method Blank	Total/NA	Water	537 (modified)	618553

Analysis Batch: 619514

Lab Sample ID	Client Sample ID	Prep Type	Matrix	Method	Prep Batch
LCS 320-618553/2-A	Lab Control Sample	Total/NA	Water	537 (modified)	618553
LCSD 320-618553/3-A	Lab Control Sample Dup	Total/NA	Water	537 (modified)	618553

Prep Batch: 619982

Lab Sample ID	Client Sample ID	Prep Type	Matrix	Method	Prep Batch
500-222199-1 - DL	MW400	Total/NA	Water	3535	
500-222199-1	MW400	Total/NA	Water	3535	
MB 320-619982/1-A	Method Blank	Total/NA	Water	3535	
LCS 320-619982/2-A	Lab Control Sample	Total/NA	Water	3535	
LCSD 320-619982/3-A	Lab Control Sample Dup	Total/NA	Water	3535	

Analysis Batch: 620188

Lab Sample ID	Client Sample ID	Prep Type	Matrix	Method	Prep Batch
500-222199-1	MW400	Total/NA	Water	537 (modified)	619982
MB 320-619982/1-A	Method Blank	Total/NA	Water	537 (modified)	619982
LCS 320-619982/2-A	Lab Control Sample	Total/NA	Water	537 (modified)	619982
LCSD 320-619982/3-A	Lab Control Sample Dup	Total/NA	Water	537 (modified)	619982

Analysis Batch: 621144

Lab Sample ID	Client Sample ID	Prep Type	Matrix	Method	Prep Batch
500-222199-1 - DL	MW400	Total/NA	Water	537 (modified)	619982

QC Sample Results

Client: Stantec Consulting Corp.
 Project/Site: Cedarburg Light & Utility - 193709024

Job ID: 500-222199-2

Method: 537 (modified) - Fluorinated Alkyl Substances

Lab Sample ID: MB 320-618553/1-A
Matrix: Water
Analysis Batch: 619140

Client Sample ID: Method Blank
Prep Type: Total/NA
Prep Batch: 618553

Analyte	MB	MB	RL	MDL	Unit	D	Prepared	Analyzed	Dil Fac
	Result	Qualifier							
Perfluorobutanoic acid (PFBA)	<2.4		5.0	2.4	ng/L		09/21/22 04:51	09/22/22 18:28	1
Perfluoropentanoic acid (PFPeA)	<0.49		2.0	0.49	ng/L		09/21/22 04:51	09/22/22 18:28	1
Perfluorohexanoic acid (PFHxA)	<0.58		2.0	0.58	ng/L		09/21/22 04:51	09/22/22 18:28	1
Perfluoroheptanoic acid (PFHpA)	<0.25		2.0	0.25	ng/L		09/21/22 04:51	09/22/22 18:28	1
Perfluorooctanoic acid (PFOA)	<0.85		2.0	0.85	ng/L		09/21/22 04:51	09/22/22 18:28	1
Perfluorononanoic acid (PFNA)	<0.27		2.0	0.27	ng/L		09/21/22 04:51	09/22/22 18:28	1
Perfluorodecanoic acid (PFDA)	<0.31		2.0	0.31	ng/L		09/21/22 04:51	09/22/22 18:28	1
Perfluoroundecanoic acid (PFUnA)	<1.1		2.0	1.1	ng/L		09/21/22 04:51	09/22/22 18:28	1
Perfluorododecanoic acid (PFDoA)	<0.55		2.0	0.55	ng/L		09/21/22 04:51	09/22/22 18:28	1
Perfluorotridecanoic acid (PFTriA)	<1.3		2.0	1.3	ng/L		09/21/22 04:51	09/22/22 18:28	1
Perfluorotetradecanoic acid (PFTeA)	<0.73		2.0	0.73	ng/L		09/21/22 04:51	09/22/22 18:28	1
Perfluoro-n-hexadecanoic acid (PFHxDA)	<0.89		2.0	0.89	ng/L		09/21/22 04:51	09/22/22 18:28	1
Perfluoro-n-octadecanoic acid (PFODA)	<0.94		2.0	0.94	ng/L		09/21/22 04:51	09/22/22 18:28	1
Perfluorobutanesulfonic acid (PFBS)	<0.20		2.0	0.20	ng/L		09/21/22 04:51	09/22/22 18:28	1
Perfluoropentanesulfonic acid (PFPeS)	<0.30		2.0	0.30	ng/L		09/21/22 04:51	09/22/22 18:28	1
Perfluorohexanesulfonic acid (PFHxS)	<0.57		2.0	0.57	ng/L		09/21/22 04:51	09/22/22 18:28	1
Perfluoroheptanesulfonic acid (PFHpS)	<0.19		2.0	0.19	ng/L		09/21/22 04:51	09/22/22 18:28	1
Perfluorooctanesulfonic acid (PFOS)	<0.54		2.0	0.54	ng/L		09/21/22 04:51	09/22/22 18:28	1
Perfluorononanesulfonic acid (PFNS)	<0.37		2.0	0.37	ng/L		09/21/22 04:51	09/22/22 18:28	1
Perfluorodecanesulfonic acid (PFDS)	<0.32		2.0	0.32	ng/L		09/21/22 04:51	09/22/22 18:28	1
Perfluorododecanesulfonic acid (PFDoS)	<0.97		2.0	0.97	ng/L		09/21/22 04:51	09/22/22 18:28	1
Perfluorooctanesulfonamide (FOSA)	<0.98		2.0	0.98	ng/L		09/21/22 04:51	09/22/22 18:28	1
NEtFOSA	<0.87		2.0	0.87	ng/L		09/21/22 04:51	09/22/22 18:28	1
NMeFOSA	<0.43		2.0	0.43	ng/L		09/21/22 04:51	09/22/22 18:28	1
NMeFOSAA	<1.2		5.0	1.2	ng/L		09/21/22 04:51	09/22/22 18:28	1
NEtFOSAA	<1.3		5.0	1.3	ng/L		09/21/22 04:51	09/22/22 18:28	1
NMeFOSE	<1.4		4.0	1.4	ng/L		09/21/22 04:51	09/22/22 18:28	1
NEtFOSE	<0.85		2.0	0.85	ng/L		09/21/22 04:51	09/22/22 18:28	1
4:2 FTS	<0.24		2.0	0.24	ng/L		09/21/22 04:51	09/22/22 18:28	1
6:2 FTS	<2.5		5.0	2.5	ng/L		09/21/22 04:51	09/22/22 18:28	1
8:2 FTS	<0.46		2.0	0.46	ng/L		09/21/22 04:51	09/22/22 18:28	1
10:2 FTS	<0.67		2.0	0.67	ng/L		09/21/22 04:51	09/22/22 18:28	1
4,8-Dioxa-3H-perfluorononanoic acid (ADONA)	<0.40		2.0	0.40	ng/L		09/21/22 04:51	09/22/22 18:28	1
HFPO-DA (GenX)	<1.5		4.0	1.5	ng/L		09/21/22 04:51	09/22/22 18:28	1
F-53B Major	<0.24		2.0	0.24	ng/L		09/21/22 04:51	09/22/22 18:28	1
F-53B Minor	<0.32		2.0	0.32	ng/L		09/21/22 04:51	09/22/22 18:28	1
	MB	MB							
Isotope Dilution	%Recovery	Qualifier	Limits				Prepared	Analyzed	Dil Fac
13C4 PFBA	79		25 - 150				09/21/22 04:51	09/22/22 18:28	1
13C5 PFPeA	65		25 - 150				09/21/22 04:51	09/22/22 18:28	1
13C2 PFHxA	78		25 - 150				09/21/22 04:51	09/22/22 18:28	1
13C4 PFHpA	72		25 - 150				09/21/22 04:51	09/22/22 18:28	1
13C4 PFOA	74		25 - 150				09/21/22 04:51	09/22/22 18:28	1
13C5 PFNA	70		25 - 150				09/21/22 04:51	09/22/22 18:28	1

Eurofins Chicago

QC Sample Results

Client: Stantec Consulting Corp.
Project/Site: Cedarburg Light & Utility - 193709024

Job ID: 500-222199-2

Method: 537 (modified) - Fluorinated Alkyl Substances (Continued)

Lab Sample ID: MB 320-618553/1-A
Matrix: Water
Analysis Batch: 619140

Client Sample ID: Method Blank
Prep Type: Total/NA
Prep Batch: 618553

Isotope Dilution	MB MB		Limits	Prepared	Analyzed	Dil Fac
	%Recovery	Qualifier				
13C2 PFDA	72		25 - 150	09/21/22 04:51	09/22/22 18:28	1
13C2 PFUnA	78		25 - 150	09/21/22 04:51	09/22/22 18:28	1
13C2 PFDoA	74		25 - 150	09/21/22 04:51	09/22/22 18:28	1
13C2 PFTeDA	76		25 - 150	09/21/22 04:51	09/22/22 18:28	1
13C2 PFHxDA	79		25 - 150	09/21/22 04:51	09/22/22 18:28	1
13C3 PFBS	87		25 - 150	09/21/22 04:51	09/22/22 18:28	1
18O2 PFHxS	77		25 - 150	09/21/22 04:51	09/22/22 18:28	1
13C4 PFOS	78		25 - 150	09/21/22 04:51	09/22/22 18:28	1
13C8 FOSA	80		10 - 150	09/21/22 04:51	09/22/22 18:28	1
d3-NMeFOSAA	75		25 - 150	09/21/22 04:51	09/22/22 18:28	1
d5-NEtFOSAA	75		25 - 150	09/21/22 04:51	09/22/22 18:28	1
d-N-MeFOSA-M	65		10 - 150	09/21/22 04:51	09/22/22 18:28	1
d-N-EtFOSA-M	64		10 - 150	09/21/22 04:51	09/22/22 18:28	1
d7-N-MeFOSE-M	74		10 - 150	09/21/22 04:51	09/22/22 18:28	1
d9-N-EtFOSE-M	78		10 - 150	09/21/22 04:51	09/22/22 18:28	1
M2-4:2 FTS	61		25 - 150	09/21/22 04:51	09/22/22 18:28	1
M2-6:2 FTS	59		25 - 150	09/21/22 04:51	09/22/22 18:28	1
M2-8:2 FTS	64		25 - 150	09/21/22 04:51	09/22/22 18:28	1
13C3 HFPO-DA	62		25 - 150	09/21/22 04:51	09/22/22 18:28	1
13C2 10:2 FTS	64		25 - 150	09/21/22 04:51	09/22/22 18:28	1

Lab Sample ID: LCS 320-618553/2-A
Matrix: Water
Analysis Batch: 619514

Client Sample ID: Lab Control Sample
Prep Type: Total/NA
Prep Batch: 618553

Analyte	Spike Added	LCS Result	LCS Qualifier	Unit	D	%Rec	%Rec	Limits
Perfluoropentanoic acid (PFPeA)	40.0	<0.49	*-	ng/L		0	60 - 135	
Perfluorohexanoic acid (PFHxA)	40.0	<0.58	*-	ng/L		0	60 - 135	
Perfluoroheptanoic acid (PFHpA)	40.0	<0.25	*-	ng/L		0	60 - 135	
Perfluorooctanoic acid (PFOA)	40.0	<0.85	*-	ng/L		0	60 - 135	
Perfluorononanoic acid (PFNA)	40.0	<0.27	*-	ng/L		0	60 - 135	
Perfluorodecanoic acid (PFDA)	40.0	<0.31	*-	ng/L		0	60 - 135	
Perfluoroundecanoic acid (PFUnA)	40.0	<1.1	*-	ng/L		0	60 - 135	
Perfluorododecanoic acid (PFDoA)	40.0	<0.55	*-	ng/L		0	60 - 135	
Perfluorotridecanoic acid (PFTriA)	40.0	<1.3	*-	ng/L		0	60 - 135	
Perfluorotetradecanoic acid (PFTeA)	40.0	<0.73	*-	ng/L		0	60 - 135	
Perfluoro-n-hexadecanoic acid (PFHxDA)	40.0	<0.89	*-	ng/L		0	60 - 135	
Perfluoro-n-octadecanoic acid (PFODA)	40.0	<0.94	*-	ng/L		0	60 - 135	
Perfluorobutanesulfonic acid (PFBS)	35.5	<0.20	*-	ng/L		0	60 - 135	
Perfluoropentanesulfonic acid (PFPeS)	37.5	<0.30	*-	ng/L		0	60 - 135	
Perfluorohexanesulfonic acid (PFHxS)	36.5	<0.57	*-	ng/L		0	60 - 135	

Eurofins Chicago

QC Sample Results

Client: Stantec Consulting Corp.
Project/Site: Cedarburg Light & Utility - 193709024

Job ID: 500-222199-2

Method: 537 (modified) - Fluorinated Alkyl Substances (Continued)

Lab Sample ID: LCS 320-618553/2-A
Matrix: Water
Analysis Batch: 619514

Client Sample ID: Lab Control Sample
Prep Type: Total/NA
Prep Batch: 618553

Analyte	Spike Added	LCS Result	LCS Qualifier	Unit	D	%Rec	%Rec Limits
Perfluoroheptanesulfonic acid (PFHpS)	38.2	<0.19	*-	ng/L		0	60 - 135
Perfluorooctanesulfonic acid (PFOS)	37.2	<0.54	*-	ng/L		0	60 - 135
Perfluorononanesulfonic acid (PFNS)	38.5	<0.37	*-	ng/L		0	60 - 135
Perfluorodecanesulfonic acid (PFDS)	38.6	<0.32	*-	ng/L		0	60 - 135
Perfluorododecanesulfonic acid (PFDoS)	38.8	<0.97	*-	ng/L		0	60 - 135
Perfluorooctanesulfonamide (FOSA)	40.0	<0.98	*-	ng/L		0	60 - 135
NEtFOSA	40.0	<0.87	*-	ng/L		0	60 - 135
NMeFOSA	40.0	<0.43	*-	ng/L		0	60 - 135
NMeFOSAA	40.0	<1.2	*-	ng/L		0	60 - 135
NEtFOSAA	40.0	<1.3	*-	ng/L		0	60 - 135
NMeFOSE	40.0	<1.4	*-	ng/L		0	60 - 135
NEtFOSE	40.0	<0.85	*-	ng/L		0	60 - 135
4:2 FTS	37.5	<0.24	*-	ng/L		0	60 - 135
6:2 FTS	38.1	<2.5	*-	ng/L		0	60 - 135
8:2 FTS	38.4	<0.46	*-	ng/L		0	60 - 135
10:2 FTS	38.6	<0.67	*-	ng/L		0	60 - 135
4,8-Dioxa-3H-perfluorononanoic acid (ADONA)	37.8	<0.40	*-	ng/L		0	60 - 135
HFPO-DA (GenX)	40.0	<1.5	*-	ng/L		0	60 - 135
F-53B Major	37.4	<0.24	*-	ng/L		0	60 - 135
F-53B Minor	37.8	<0.32	*-	ng/L		0	60 - 135

Isotope Dilution	LCS %Recovery	LCS Qualifier	Limits
13C4 PFBA	113		25 - 150
13C5 PFPeA	96		25 - 150
13C2 PFHxA	108		25 - 150
13C4 PFHpA	103		25 - 150
13C4 PFOA	107		25 - 150
13C5 PFNA	104		25 - 150
13C2 PFDA	107		25 - 150
13C2 PFUnA	110		25 - 150
13C2 PFDoA	99		25 - 150
13C2 PFTeDA	99		25 - 150
13C2 PFHxDA	108		25 - 150
13C3 PFBS	115		25 - 150
18O2 PFHxS	117		25 - 150
13C4 PFOS	113		25 - 150
13C8 FOSA	106		10 - 150
d3-NMeFOSAA	101		25 - 150
d5-NEtFOSAA	96		25 - 150
d-N-MeFOSA-M	82		10 - 150
d-N-EtFOSA-M	86		10 - 150
d7-N-MeFOSE-M	100		10 - 150
d9-N-EtFOSE-M	102		10 - 150

QC Sample Results

Client: Stantec Consulting Corp.
Project/Site: Cedarburg Light & Utility - 193709024

Job ID: 500-222199-2

Method: 537 (modified) - Fluorinated Alkyl Substances (Continued)

Lab Sample ID: LCS 320-618553/2-A
Matrix: Water
Analysis Batch: 619514

Client Sample ID: Lab Control Sample
Prep Type: Total/NA
Prep Batch: 618553

Isotope Dilution	LCS LCS		Limits
	%Recovery	Qualifier	
M2-4:2 FTS	88		25 - 150
M2-6:2 FTS	85		25 - 150
M2-8:2 FTS	93		25 - 150
13C3 HFPO-DA	96		25 - 150
13C2 10:2 FTS	89		25 - 150

Lab Sample ID: LCSD 320-618553/3-A
Matrix: Water
Analysis Batch: 619514

Client Sample ID: Lab Control Sample Dup
Prep Type: Total/NA
Prep Batch: 618553

Analyte	Spike Added	LCSD Result	LCSD Qualifier	Unit	D	%Rec	%Rec		RPD	Limit
							Limits	RPD		
Perfluorobutanoic acid (PFBA)	40.0	<2.4	*-	ng/L		0	60 - 135	NC	30	
Perfluoropentanoic acid (PFPeA)	40.0	<0.49	*-	ng/L		0	60 - 135	NC	30	
Perfluorohexanoic acid (PFHxA)	40.0	<0.58	*-	ng/L		0	60 - 135	NC	30	
Perfluoroheptanoic acid (PFHpA)	40.0	<0.25	*-	ng/L		0	60 - 135	NC	30	
Perfluorooctanoic acid (PFOA)	40.0	<0.85	*- *1	ng/L		1	60 - 135	200	30	
Perfluorononanoic acid (PFNA)	40.0	<0.27	*-	ng/L		0	60 - 135	NC	30	
Perfluorodecanoic acid (PFDA)	40.0	<0.31	*-	ng/L		0	60 - 135	NC	30	
Perfluoroundecanoic acid (PFUnA)	40.0	<1.1	*-	ng/L		0	60 - 135	NC	30	
Perfluorododecanoic acid (PFDoA)	40.0	<0.55	*- *1	ng/L		1	60 - 135	200	30	
Perfluorotridecanoic acid (PFTriA)	40.0	<1.3	*-	ng/L		0	60 - 135	NC	30	
Perfluorotetradecanoic acid (PFTeA)	40.0	<0.73	*-	ng/L		0	60 - 135	NC	30	
Perfluoro-n-hexadecanoic acid (PFHxDA)	40.0	<0.89	*-	ng/L		0	60 - 135	NC	30	
Perfluoro-n-octadecanoic acid (PFODA)	40.0	<0.94	*-	ng/L		0	60 - 135	NC	30	
Perfluorobutanesulfonic acid (PFBS)	35.5	<0.20	*-	ng/L		0	60 - 135	NC	30	
Perfluoropentanesulfonic acid (PFPeS)	37.5	<0.30	*-	ng/L		0	60 - 135	NC	30	
Perfluorohexanesulfonic acid (PFHxS)	36.5	<0.57	*- *1	ng/L		1	60 - 135	200	30	
Perfluoroheptanesulfonic acid (PFHpS)	38.2	<0.19	*-	ng/L		0	60 - 135	NC	30	
Perfluorooctanesulfonic acid (PFOS)	37.2	<0.54	*-	ng/L		0	60 - 135	NC	30	
Perfluorononanesulfonic acid (PFNS)	38.5	<0.37	*-	ng/L		0	60 - 135	NC	30	
Perfluorodecanesulfonic acid (PFDS)	38.6	<0.32	*-	ng/L		0	60 - 135	NC	30	
Perfluorododecanesulfonic acid (PFDoS)	38.8	<0.97	*-	ng/L		0	60 - 135	NC	30	
Perfluorooctanesulfonamide (FOSA)	40.0	<0.98	*-	ng/L		0	60 - 135	NC	30	
NEtFOSA	40.0	<0.87	*-	ng/L		0	60 - 135	NC	30	
NMeFOSA	40.0	<0.43	*-	ng/L		0	60 - 135	NC	30	
NMeFOSAA	40.0	<1.2	*- *1	ng/L		1	60 - 135	200	30	
NEtFOSAA	40.0	<1.3	*-	ng/L		0	60 - 135	NC	30	
NMeFOSE	40.0	<1.4	*-	ng/L		0	60 - 135	NC	30	

Eurofins Chicago

QC Sample Results

Client: Stantec Consulting Corp.
Project/Site: Cedarburg Light & Utility - 193709024

Job ID: 500-222199-2

Method: 537 (modified) - Fluorinated Alkyl Substances (Continued)

Lab Sample ID: LCSD 320-618553/3-A
Matrix: Water
Analysis Batch: 619514

Client Sample ID: Lab Control Sample Dup
Prep Type: Total/NA
Prep Batch: 618553

Analyte	Spike Added	LCSD Result	LCSD Qualifier	Unit	D	%Rec	%Rec Limits	RPD	RPD Limit
NEtFOSE	40.0	<0.85	*-	ng/L		0	60 - 135	NC	30
4:2 FTS	37.5	<0.24	*-	ng/L		0	60 - 135	NC	30
6:2 FTS	38.1	9.02	*- *1	ng/L		24	60 - 135	200	30
8:2 FTS	38.4	<0.46	*-	ng/L		0	60 - 135	NC	30
10:2 FTS	38.6	<0.67	*-	ng/L		0	60 - 135	NC	30
4,8-Dioxa-3H-perfluorononanoic acid (ADONA)	37.8	<0.40	*- *1	ng/L		0.7	60 - 135	200	30
HFPO-DA (GenX)	40.0	<1.5	*-	ng/L		0	60 - 135	NC	30
F-53B Major	37.4	<0.24	*-	ng/L		0	60 - 135	NC	30
F-53B Minor	37.8	<0.32	*- *1	ng/L		0.6	60 - 135	200	30

Isotope Dilution	LCSD %Recovery	LCSD Qualifier	LCSD Limits
13C4 PFBA	113		25 - 150
13C5 PFPeA	93		25 - 150
13C2 PFHxA	102		25 - 150
13C4 PFHpA	96		25 - 150
13C4 PFOA	101		25 - 150
13C5 PFNA	100		25 - 150
13C2 PFDA	100		25 - 150
13C2 PFUnA	103		25 - 150
13C2 PFDoA	97		25 - 150
13C2 PFTeDA	93		25 - 150
13C2 PFHxDA	97		25 - 150
13C3 PFBS	109		25 - 150
18O2 PFHxS	107		25 - 150
13C4 PFOS	107		25 - 150
13C8 FOSA	101		10 - 150
d3-NMeFOSAA	95		25 - 150
d5-NEtFOSAA	89		25 - 150
d-N-MeFOSA-M	82		10 - 150
d-N-EtFOSA-M	81		10 - 150
d7-N-MeFOSE-M	94		10 - 150
d9-N-EtFOSE-M	103		10 - 150
M2-4:2 FTS	82		25 - 150
M2-6:2 FTS	76		25 - 150
M2-8:2 FTS	85		25 - 150
13C3 HFPO-DA	88		25 - 150
13C2 10:2 FTS	82		25 - 150

Lab Sample ID: MB 320-619982/1-A
Matrix: Water
Analysis Batch: 620188

Client Sample ID: Method Blank
Prep Type: Total/NA
Prep Batch: 619982

Analyte	MB Result	MB Qualifier	RL	MDL	Unit	D	Prepared	Analyzed	Dil Fac
Perfluorobutanoic acid (PFBA)	<2.4		5.0	2.4	ng/L		09/25/22 19:42	09/26/22 16:16	1
Perfluoropentanoic acid (PFPeA)	<0.49		2.0	0.49	ng/L		09/25/22 19:42	09/26/22 16:16	1
Perfluorohexanoic acid (PFHxA)	<0.58		2.0	0.58	ng/L		09/25/22 19:42	09/26/22 16:16	1
Perfluoroheptanoic acid (PFHpA)	<0.25		2.0	0.25	ng/L		09/25/22 19:42	09/26/22 16:16	1
Perfluorooctanoic acid (PFOA)	<0.85		2.0	0.85	ng/L		09/25/22 19:42	09/26/22 16:16	1

Eurofins Chicago

QC Sample Results

Client: Stantec Consulting Corp.
 Project/Site: Cedarburg Light & Utility - 193709024

Job ID: 500-222199-2

Method: 537 (modified) - Fluorinated Alkyl Substances (Continued)

Lab Sample ID: MB 320-619982/1-A
Matrix: Water
Analysis Batch: 620188

Client Sample ID: Method Blank
Prep Type: Total/NA
Prep Batch: 619982

Analyte	MB	MB	RL	MDL	Unit	D	Prepared	Analyzed	Dil Fac
	Result	Qualifier							
Perfluorononanoic acid (PFNA)	<0.27		2.0	0.27	ng/L		09/25/22 19:42	09/26/22 16:16	1
Perfluorodecanoic acid (PFDA)	<0.31		2.0	0.31	ng/L		09/25/22 19:42	09/26/22 16:16	1
Perfluoroundecanoic acid (PFUnA)	<1.1		2.0	1.1	ng/L		09/25/22 19:42	09/26/22 16:16	1
Perfluorododecanoic acid (PFDoA)	<0.55		2.0	0.55	ng/L		09/25/22 19:42	09/26/22 16:16	1
Perfluorotridecanoic acid (PFTriA)	<1.3		2.0	1.3	ng/L		09/25/22 19:42	09/26/22 16:16	1
Perfluorotetradecanoic acid (PFTeA)	<0.73		2.0	0.73	ng/L		09/25/22 19:42	09/26/22 16:16	1
Perfluoro-n-hexadecanoic acid (PFHxDA)	<0.89		2.0	0.89	ng/L		09/25/22 19:42	09/26/22 16:16	1
Perfluoro-n-octadecanoic acid (PFODA)	<0.94		2.0	0.94	ng/L		09/25/22 19:42	09/26/22 16:16	1
Perfluorobutanesulfonic acid (PFBS)	<0.20		2.0	0.20	ng/L		09/25/22 19:42	09/26/22 16:16	1
Perfluoropentanesulfonic acid (PFPeS)	<0.30		2.0	0.30	ng/L		09/25/22 19:42	09/26/22 16:16	1
Perfluorohexanesulfonic acid (PFHxS)	<0.57		2.0	0.57	ng/L		09/25/22 19:42	09/26/22 16:16	1
Perfluoroheptanesulfonic acid (PFHpS)	<0.19		2.0	0.19	ng/L		09/25/22 19:42	09/26/22 16:16	1
Perfluorooctanesulfonic acid (PFOS)	<0.54		2.0	0.54	ng/L		09/25/22 19:42	09/26/22 16:16	1
Perfluorononanesulfonic acid (PFNS)	<0.37		2.0	0.37	ng/L		09/25/22 19:42	09/26/22 16:16	1
Perfluorodecanesulfonic acid (PFDS)	<0.32		2.0	0.32	ng/L		09/25/22 19:42	09/26/22 16:16	1
Perfluorododecanesulfonic acid (PFDoS)	<0.97		2.0	0.97	ng/L		09/25/22 19:42	09/26/22 16:16	1
Perfluorooctanesulfonamide (FOSA)	<0.98		2.0	0.98	ng/L		09/25/22 19:42	09/26/22 16:16	1
NEtFOSA	<0.87		2.0	0.87	ng/L		09/25/22 19:42	09/26/22 16:16	1
NMeFOSA	<0.43		2.0	0.43	ng/L		09/25/22 19:42	09/26/22 16:16	1
NMeFOSAA	<1.2		5.0	1.2	ng/L		09/25/22 19:42	09/26/22 16:16	1
NEtFOSAA	<1.3		5.0	1.3	ng/L		09/25/22 19:42	09/26/22 16:16	1
NMeFOSE	<1.4		4.0	1.4	ng/L		09/25/22 19:42	09/26/22 16:16	1
NEtFOSE	<0.85		2.0	0.85	ng/L		09/25/22 19:42	09/26/22 16:16	1
4:2 FTS	<0.24		2.0	0.24	ng/L		09/25/22 19:42	09/26/22 16:16	1
6:2 FTS	<2.5		5.0	2.5	ng/L		09/25/22 19:42	09/26/22 16:16	1
8:2 FTS	<0.46		2.0	0.46	ng/L		09/25/22 19:42	09/26/22 16:16	1
10:2 FTS	<0.67		2.0	0.67	ng/L		09/25/22 19:42	09/26/22 16:16	1
4,8-Dioxa-3H-perfluorononanoic acid (ADONA)	<0.40		2.0	0.40	ng/L		09/25/22 19:42	09/26/22 16:16	1
HFPO-DA (GenX)	<1.5		4.0	1.5	ng/L		09/25/22 19:42	09/26/22 16:16	1
F-53B Major	<0.24		2.0	0.24	ng/L		09/25/22 19:42	09/26/22 16:16	1
F-53B Minor	<0.32		2.0	0.32	ng/L		09/25/22 19:42	09/26/22 16:16	1

Isotope Dilution	MB	MB	Limits	Prepared	Analyzed	Dil Fac
	%Recovery	Qualifier				
13C4 PFBA	92		25 - 150	09/25/22 19:42	09/26/22 16:16	1
13C5 PFPeA	98		25 - 150	09/25/22 19:42	09/26/22 16:16	1
13C2 PFHxA	91		25 - 150	09/25/22 19:42	09/26/22 16:16	1
13C4 PFHpA	97		25 - 150	09/25/22 19:42	09/26/22 16:16	1
13C4 PFOA	98		25 - 150	09/25/22 19:42	09/26/22 16:16	1
13C5 PFNA	99		25 - 150	09/25/22 19:42	09/26/22 16:16	1
13C2 PFDA	98		25 - 150	09/25/22 19:42	09/26/22 16:16	1
13C2 PFUnA	93		25 - 150	09/25/22 19:42	09/26/22 16:16	1
13C2 PFDoA	89		25 - 150	09/25/22 19:42	09/26/22 16:16	1
13C2 PFTeDA	90		25 - 150	09/25/22 19:42	09/26/22 16:16	1
13C2 PFHxDA	99		25 - 150	09/25/22 19:42	09/26/22 16:16	1

Eurofins Chicago

QC Sample Results

Client: Stantec Consulting Corp.
 Project/Site: Cedarburg Light & Utility - 193709024

Job ID: 500-222199-2

Method: 537 (modified) - Fluorinated Alkyl Substances (Continued)

Lab Sample ID: MB 320-619982/1-A
Matrix: Water
Analysis Batch: 620188

Client Sample ID: Method Blank
Prep Type: Total/NA
Prep Batch: 619982

Isotope Dilution	MB MB		Limits	Prepared	Analyzed	Dil Fac
	%Recovery	Qualifier				
13C3 PFBS	98		25 - 150	09/25/22 19:42	09/26/22 16:16	1
18O2 PFHxS	97		25 - 150	09/25/22 19:42	09/26/22 16:16	1
13C4 PFOS	96		25 - 150	09/25/22 19:42	09/26/22 16:16	1
13C8 FOSA	92		10 - 150	09/25/22 19:42	09/26/22 16:16	1
d3-NMeFOSAA	110		25 - 150	09/25/22 19:42	09/26/22 16:16	1
d5-NEtFOSAA	108		25 - 150	09/25/22 19:42	09/26/22 16:16	1
d-N-MeFOSA-M	81		10 - 150	09/25/22 19:42	09/26/22 16:16	1
d-N-EtFOSA-M	82		10 - 150	09/25/22 19:42	09/26/22 16:16	1
d7-N-MeFOSE-M	89		10 - 150	09/25/22 19:42	09/26/22 16:16	1
d9-N-EtFOSE-M	79		10 - 150	09/25/22 19:42	09/26/22 16:16	1
M2-4:2 FTS	85		25 - 150	09/25/22 19:42	09/26/22 16:16	1
M2-6:2 FTS	82		25 - 150	09/25/22 19:42	09/26/22 16:16	1
M2-8:2 FTS	81		25 - 150	09/25/22 19:42	09/26/22 16:16	1
13C3 HFPO-DA	95		25 - 150	09/25/22 19:42	09/26/22 16:16	1
13C2 10:2 FTS	75		25 - 150	09/25/22 19:42	09/26/22 16:16	1

Lab Sample ID: LCS 320-619982/2-A
Matrix: Water
Analysis Batch: 620188

Client Sample ID: Lab Control Sample
Prep Type: Total/NA
Prep Batch: 619982

Analyte	Spike Added	LCS Result	LCS Qualifier	Unit	D	%Rec	%Rec
							Limits
Perfluorobutanoic acid (PFBA)	40.0	42.4		ng/L		106	60 - 135
Perfluoropentanoic acid (PFPeA)	40.0	41.1		ng/L		103	60 - 135
Perfluorohexanoic acid (PFHxA)	40.0	39.0		ng/L		97	60 - 135
Perfluoroheptanoic acid (PFHpA)	40.0	39.0		ng/L		98	60 - 135
Perfluorooctanoic acid (PFOA)	40.0	40.2		ng/L		100	60 - 135
Perfluorononanoic acid (PFNA)	40.0	39.2		ng/L		98	60 - 135
Perfluorodecanoic acid (PFDA)	40.0	37.8		ng/L		95	60 - 135
Perfluoroundecanoic acid (PFUnA)	40.0	39.9		ng/L		100	60 - 135
Perfluorododecanoic acid (PFDoA)	40.0	39.9		ng/L		100	60 - 135
Perfluorotridecanoic acid (PFTriA)	40.0	39.4		ng/L		98	60 - 135
Perfluorotetradecanoic acid (PFTeA)	40.0	38.2		ng/L		95	60 - 135
Perfluoro-n-hexadecanoic acid (PFHxDA)	40.0	38.3		ng/L		96	60 - 135
Perfluoro-n-octadecanoic acid (PFODA)	40.0	28.2		ng/L		71	60 - 135
Perfluorobutanesulfonic acid (PFBS)	35.5	35.9		ng/L		101	60 - 135
Perfluoropentanesulfonic acid (PFPeS)	37.5	38.7		ng/L		103	60 - 135
Perfluorohexanesulfonic acid (PFHxS)	36.5	33.8		ng/L		93	60 - 135
Perfluoroheptanesulfonic acid (PFHpS)	38.2	40.0		ng/L		105	60 - 135
Perfluorooctanesulfonic acid (PFOS)	37.2	37.6		ng/L		101	60 - 135
Perfluorononanesulfonic acid (PFNS)	38.5	38.7		ng/L		101	60 - 135

Eurofins Chicago

QC Sample Results

Client: Stantec Consulting Corp.
 Project/Site: Cedarburg Light & Utility - 193709024

Job ID: 500-222199-2

Method: 537 (modified) - Fluorinated Alkyl Substances (Continued)

Lab Sample ID: LCS 320-619982/2-A
Matrix: Water
Analysis Batch: 620188

Client Sample ID: Lab Control Sample
Prep Type: Total/NA
Prep Batch: 619982

Analyte	Spike Added	LCS Result	LCS Qualifier	Unit	D	%Rec	%Rec Limits
Perfluorodecanesulfonic acid (PFDS)	38.6	36.8		ng/L		95	60 - 135
Perfluorododecanesulfonic acid (PFDoS)	38.8	32.1		ng/L		83	60 - 135
Perfluorooctanesulfonamide (FOSA)	40.0	41.2		ng/L		103	60 - 135
NEtFOSA	40.0	41.0		ng/L		102	60 - 135
NMeFOSA	40.0	38.2		ng/L		96	60 - 135
NMeFOSAA	40.0	36.4		ng/L		91	60 - 135
NEtFOSAA	40.0	38.9		ng/L		97	60 - 135
NMeFOSE	40.0	37.5		ng/L		94	60 - 135
NEtFOSE	40.0	40.7		ng/L		102	60 - 135
4:2 FTS	37.5	34.0		ng/L		91	60 - 135
6:2 FTS	38.1	33.6		ng/L		88	60 - 135
8:2 FTS	38.4	38.4		ng/L		100	60 - 135
10:2 FTS	38.6	38.4		ng/L		99	60 - 135
4,8-Dioxa-3H-perfluorononanoic acid (ADONA)	37.8	39.1		ng/L		103	60 - 135
HFPO-DA (GenX)	40.0	40.2		ng/L		101	60 - 135
F-53B Major	37.4	37.0		ng/L		99	60 - 135
F-53B Minor	37.8	34.9		ng/L		92	60 - 135

Isotope Dilution	LCS LCS		Limits
	%Recovery	Qualifier	
13C4 PFBA	93		25 - 150
13C5 PFPeA	99		25 - 150
13C2 PFHxA	98		25 - 150
13C4 PFHpA	102		25 - 150
13C4 PFOA	100		25 - 150
13C5 PFNA	102		25 - 150
13C2 PFDA	104		25 - 150
13C2 PFUnA	96		25 - 150
13C2 PFDoA	89		25 - 150
13C2 PFTeDA	92		25 - 150
13C2 PFHxDA	96		25 - 150
13C3 PFBS	98		25 - 150
18O2 PFHxS	104		25 - 150
13C4 PFOS	98		25 - 150
13C8 FOSA	92		10 - 150
d3-NMeFOSAA	114		25 - 150
d5-NEtFOSAA	107		25 - 150
d-N-MeFOSA-M	86		10 - 150
d-N-EtFOSA-M	81		10 - 150
d7-N-MeFOSE-M	90		10 - 150
d9-N-EtFOSE-M	82		10 - 150
M2-4:2 FTS	94		25 - 150
M2-6:2 FTS	85		25 - 150
M2-8:2 FTS	79		25 - 150
13C3 HFPO-DA	95		25 - 150
13C2 10:2 FTS	69		25 - 150

QC Sample Results

Client: Stantec Consulting Corp.
 Project/Site: Cedarburg Light & Utility - 193709024

Job ID: 500-222199-2

Method: 537 (modified) - Fluorinated Alkyl Substances (Continued)

Lab Sample ID: LCSD 320-619982/3-A

Matrix: Water

Analysis Batch: 620188

Client Sample ID: Lab Control Sample Dup

Prep Type: Total/NA

Prep Batch: 619982

Analyte	Spike Added	LCSD Result	LCSD Qualifier	Unit	D	%Rec	%Rec		RPD	Limit
							Limits	RPD		
Perfluorobutanoic acid (PFBA)	40.0	41.0		ng/L		102	60 - 135	3	30	
Perfluoropentanoic acid (PFPeA)	40.0	41.5		ng/L		104	60 - 135	1	30	
Perfluorohexanoic acid (PFHxA)	40.0	41.4		ng/L		103	60 - 135	6	30	
Perfluoroheptanoic acid (PFHpA)	40.0	39.7		ng/L		99	60 - 135	2	30	
Perfluorooctanoic acid (PFOA)	40.0	41.4		ng/L		104	60 - 135	3	30	
Perfluorononanoic acid (PFNA)	40.0	40.1		ng/L		100	60 - 135	2	30	
Perfluorodecanoic acid (PFDA)	40.0	39.1		ng/L		98	60 - 135	3	30	
Perfluoroundecanoic acid (PFUnA)	40.0	41.2		ng/L		103	60 - 135	3	30	
Perfluorododecanoic acid (PFDoA)	40.0	39.7		ng/L		99	60 - 135	0	30	
Perfluorotridecanoic acid (PFTriA)	40.0	40.1		ng/L		100	60 - 135	2	30	
Perfluorotetradecanoic acid (PFTeA)	40.0	39.4		ng/L		99	60 - 135	3	30	
Perfluoro-n-hexadecanoic acid (PFHxDA)	40.0	39.8		ng/L		99	60 - 135	4	30	
Perfluoro-n-octadecanoic acid (PFODA)	40.0	33.3		ng/L		83	60 - 135	16	30	
Perfluorobutanesulfonic acid (PFBS)	35.5	35.2		ng/L		99	60 - 135	2	30	
Perfluoropentanesulfonic acid (PFPeS)	37.5	37.7		ng/L		100	60 - 135	3	30	
Perfluorohexanesulfonic acid (PFHxS)	36.5	33.6		ng/L		92	60 - 135	1	30	
Perfluoroheptanesulfonic acid (PFHpS)	38.2	41.2		ng/L		108	60 - 135	3	30	
Perfluorooctanesulfonic acid (PFOS)	37.2	37.9		ng/L		102	60 - 135	1	30	
Perfluorononanesulfonic acid (PFNS)	38.5	40.3		ng/L		105	60 - 135	4	30	
Perfluorodecanesulfonic acid (PFDS)	38.6	37.8		ng/L		98	60 - 135	3	30	
Perfluorododecanesulfonic acid (PFDoS)	38.8	34.5		ng/L		89	60 - 135	7	30	
Perfluorooctanesulfonamide (FOSA)	40.0	44.3		ng/L		111	60 - 135	7	30	
NEtFOSA	40.0	42.9		ng/L		107	60 - 135	5	30	
NMeFOSA	40.0	40.9		ng/L		102	60 - 135	7	30	
NMeFOSAA	40.0	37.4		ng/L		94	60 - 135	3	30	
NEtFOSAA	40.0	39.2		ng/L		98	60 - 135	1	30	
NMeFOSE	40.0	39.9		ng/L		100	60 - 135	6	30	
NEtFOSE	40.0	42.3		ng/L		106	60 - 135	4	30	
4:2 FTS	37.5	34.6		ng/L		92	60 - 135	2	30	
6:2 FTS	38.1	36.3		ng/L		95	60 - 135	8	30	
8:2 FTS	38.4	39.4		ng/L		103	60 - 135	3	30	
10:2 FTS	38.6	39.8		ng/L		103	60 - 135	4	30	
4,8-Dioxa-3H-perfluorononanoic acid (ADONA)	37.8	42.7		ng/L		113	60 - 135	9	30	
HFPO-DA (GenX)	40.0	40.9		ng/L		102	60 - 135	2	30	
F-53B Major	37.4	39.4		ng/L		105	60 - 135	6	30	
F-53B Minor	37.8	36.0		ng/L		95	60 - 135	3	30	

Eurofins Chicago

QC Sample Results

Client: Stantec Consulting Corp.
 Project/Site: Cedarburg Light & Utility - 193709024

Job ID: 500-222199-2

Method: 537 (modified) - Fluorinated Alkyl Substances (Continued)

<i>Isotope Dilution</i>	<i>LCS D LCS D</i>		<i>Limits</i>
	<i>%Recovery</i>	<i>Qualifier</i>	
13C4 PFBA	102		25 - 150
13C5 PFPeA	106		25 - 150
13C2 PFHxA	100		25 - 150
13C4 PFHpA	107		25 - 150
13C4 PFOA	106		25 - 150
13C5 PFNA	107		25 - 150
13C2 PFDA	108		25 - 150
13C2 PFUnA	97		25 - 150
13C2 PFDoA	96		25 - 150
13C2 PFTeDA	95		25 - 150
13C2 PFHxDA	103		25 - 150
13C3 PFBS	104		25 - 150
18O2 PFHxS	108		25 - 150
13C4 PFOS	100		25 - 150
13C8 FOSA	93		10 - 150
d3-NMeFOSAA	116		25 - 150
d5-NEtFOSAA	107		25 - 150
d-N-MeFOSA-M	86		10 - 150
d-N-EtFOSA-M	82		10 - 150
d7-N-MeFOSE-M	94		10 - 150
d9-N-EtFOSE-M	84		10 - 150
M2-4:2 FTS	94		25 - 150
M2-6:2 FTS	86		25 - 150
M2-8:2 FTS	84		25 - 150
13C3 HFPO-DA	104		25 - 150
13C2 10:2 FTS	77		25 - 150

- 1
- 2
- 3
- 4
- 5
- 6
- 7
- 8
- 9
- 10
- 11
- 12
- 13
- 14
- 15
- 16

Lab Chronicle

Client: Stantec Consulting Corp.
Project/Site: Cedarburg Light & Utility - 193709024

Job ID: 500-222199-2

Client Sample ID: MW400

Date Collected: 09/12/22 10:35

Date Received: 09/14/22 09:35

Lab Sample ID: 500-222199-1

Matrix: Water

Prep Type	Batch Type	Batch Method	Run	Dilution Factor	Batch Number	Analyst	Lab	Prepared or Analyzed
Total/NA	Prep	3535			619982	PV	EET SAC	09/25/22 19:42
Total/NA	Analysis	537 (modified)		1	620188	D1R	EET SAC	09/26/22 17:27
Total/NA	Prep	3535	DL		619982	PV	EET SAC	09/25/22 19:42
Total/NA	Analysis	537 (modified)	DL	5	621144	S1M	EET SAC	09/29/22 17:21

Client Sample ID: PFAS EQUIPMENT BLANK

Date Collected: 09/12/22 10:40

Date Received: 09/14/22 09:35

Lab Sample ID: 500-222199-5

Matrix: Water

Prep Type	Batch Type	Batch Method	Run	Dilution Factor	Batch Number	Analyst	Lab	Prepared or Analyzed
Total/NA	Prep	3535			618553	EJR	EET SAC	09/21/22 04:51
Total/NA	Analysis	537 (modified)		1	619140	RS1	EET SAC	09/22/22 19:50

Laboratory References:

EET SAC = Eurofins Sacramento, 880 Riverside Parkway, West Sacramento, CA 95605, TEL (916)373-5600



Accreditation/Certification Summary

Client: Stantec Consulting Corp.
Project/Site: Cedarburg Light & Utility - 193709024

Job ID: 500-222199-2

Laboratory: Eurofins Sacramento

The accreditations/certifications listed below are applicable to this report.

Authority	Program	Identification Number	Expiration Date
Wisconsin	State	998204680	08-31-23

- 1
- 2
- 3
- 4
- 5
- 6
- 7
- 8
- 9
- 10
- 11
- 12
- 13
- 14
- 15
- 16

Eurofins Chicago

24 / Bond Street
 University Park IL 60484
 Phone: 708-534-5200 Fax: 708-534-5211

Chain of Custody Record

eurofins

Client Information Erin Gross Company: Stantec Consulting Corp Address: 12080 Corporate Parkway Mequon WI 53092 Phone: 500-222199 COC Email: erin.gross@stantec.com Site: Cedarburg Light & Utility		Sample: Madeline Edwards Lab PM: Fred ck Sandie E-Mail: Sand a.Fredrick@eurofins.com State of Origin: WI		Carrier Tracking No(s): COC No: 500-204072-44670-P Page 1 of 1 Job #: 500-222199						
Due Date Requested: Standard TAT Requested (days): Compliance Project: <input type="checkbox"/> Yes <input type="checkbox"/> No POC #: 193709024 (A/C) #: erin.gross@stantec.com		Analysis Requested Preservation Codes: A HCL M Hexan- B NaOH N None C Zn Acetate P Na2O4 D Nitric Acid Q Na2SO3 E NaHSO4 R Na2S2O3 F MeOH S H2SO4 G Amchlor T TSP Doodecal yorate H Ascorbic Acid U Acetone J D-Water V MCAA K EDTA W pH 4-5 L EDA X Trizma Z Other: the type ify								
Sample Identification Sample Date Sample Time Sample Type (C=comp, G=grab) Matrix (W=water, S= solid, O=waste liq, BT=THRU A-A)		Field Filtered Sample (Yes or No) Perform MS/MSD (Yes or No) 8280B VOC		Total Number of Containers						
Preservation Code		A N N		Special Instructions/Note						
1	MW400	9/12/22	1035	G	W	N	N	X		1
2	MW1	9/12/22	1500	G	W	N	N	X		3
3	MW2	9/13/22	1020	G	W	N	N	X		3
4	MW3	9/13/22	1130	G	W	N	N	X		3
5	PFAS Equipment Blank	9/12/22	1040	-	W	N	N	X		1
6	Trip Blank			G	W	N	N	X		1
Possible Hazard Identification <input type="checkbox"/> Non-Hazard <input type="checkbox"/> Flammable <input type="checkbox"/> Skin irritant <input type="checkbox"/> Poison B <input checked="" type="checkbox"/> Unknown <input type="checkbox"/> Radiological		Sample Disposal (A fee may be assessed if samples are retained longer than 1 month) <input type="checkbox"/> Return To Client <input checked="" type="checkbox"/> Disposal By Lab <input type="checkbox"/> Archive For _____ Months								
Deliverable Requested I II III IV Other (specify)		Special Instructions/OC Requirements: MSA #40411								
Empty Kit Relinquished by: Madeline Edwards Date: 09/13/22, 1500		Received by: Paulla Buckley Date/Time: 9/14/22 0935		Company: EE09						
Custody Seals Intact: Yes <input type="checkbox"/> No <input type="checkbox"/> Custod Seal No:		Ambient Temperature and other remarks: 1.5 -> 1.0								

ORIGIN ID MKEA (262) 241-4466
KRISTIN HANNA
STANTEC CONSULTING SERVICES INC
12080 CORPORATE PARKWAY
SUITE 200
MEQUON, WI 53092
UNITED STATES US

SHIP DATE 13SEP22
ACTWGT 25 00 LB MAN
CAD 0430425/CAFE3616

BILL SENDER


TO TEST AMERICA

2417 BOND ST

UNIVERSITY PARK IL 60484

(262) 241-4466

REF: M. EDWARDS



FedEx
Expres:




TRK# 6015 4064 6329
0201

WED - 14 SEP 10:30A
PRIORITY OVERNIGHT

79 JOTA

60484
IL-US ORD



500-222199 Waybr

For information about UPS's privacy practices or to opt out from the sale of personal information, please see the UPS Privacy Notice at www.ups.com
RRD R.0322

Eurofins Chicago

2417 Bond Street
University Park, IL 60484
Phone: 708-534-5200 Fax: 708-534-5211

Chain of Custody Record



Environment Testing America

Client Information (Sub Contract Lab), Analysis Requested, Preservation Codes, Sample Identification - Client ID (Lab ID), Possible Hazard Identification, Sample Disposal, Empty Kit Relinquished by, Custody Seals Intact.



Login Sample Receipt Checklist

Client: Stantec Consulting Corp.

Job Number: 500-222199-2

Login Number: 222199

List Number: 1

Creator: Buckley, Paula M

List Source: Eurofins Chicago

Question	Answer	Comment
Radioactivity wasn't checked or is </= background as measured by a survey meter.	True	
The cooler's custody seal, if present, is intact.	True	
Sample custody seals, if present, are intact.	True	
The cooler or samples do not appear to have been compromised or tampered with.	True	
Samples were received on ice.	True	
Cooler Temperature is acceptable.	True	
Cooler Temperature is recorded.	True	1.0
COC is present.	True	
COC is filled out in ink and legible.	True	
COC is filled out with all pertinent information.	True	
Is the Field Sampler's name present on COC?	True	
There are no discrepancies between the containers received and the COC.	True	
Samples are received within Holding Time (excluding tests with immediate HTs)	True	
Sample containers have legible labels.	True	
Containers are not broken or leaking.	True	
Sample collection date/times are provided.	True	
Appropriate sample containers are used.	True	
Sample bottles are completely filled.	True	
Sample Preservation Verified.	True	
There is sufficient vol. for all requested analyses, incl. any requested MS/MSDs	True	
Containers requiring zero headspace have no headspace or bubble is <6mm (1/4").	True	
Multiphasic samples are not present.	True	
Samples do not require splitting or compositing.	True	
Residual Chlorine Checked.	N/A	

Login Sample Receipt Checklist

Client: Stantec Consulting Corp.

Job Number: 500-222199-2

Login Number: 222199

List Number: 2

Creator: Simmons, Jason C

List Source: Eurofins Sacramento

List Creation: 09/15/22 02:11 PM

Question	Answer	Comment
Radioactivity wasn't checked or is </= background as measured by a survey meter.	True	
The cooler's custody seal, if present, is intact.	True	1994288
Sample custody seals, if present, are intact.	N/A	
The cooler or samples do not appear to have been compromised or tampered with.	True	
Samples were received on ice.	True	
Cooler Temperature is acceptable.	True	
Cooler Temperature is recorded.	True	1.4c
COC is present.	True	
COC is filled out in ink and legible.	True	
COC is filled out with all pertinent information.	True	
Is the Field Sampler's name present on COC?	False	Received project as a subcontract.
There are no discrepancies between the containers received and the COC.	True	
Samples are received within Holding Time (excluding tests with immediate HTs)	True	
Sample containers have legible labels.	True	
Containers are not broken or leaking.	True	
Sample collection date/times are provided.	True	
Appropriate sample containers are used.	True	
Sample bottles are completely filled.	True	
Sample Preservation Verified.	N/A	
There is sufficient vol. for all requested analyses, incl. any requested MS/MSDs	True	
Containers requiring zero headspace have no headspace or bubble is <6mm (1/4").	True	
Multiphasic samples are not present.	True	
Samples do not require splitting or compositing.	True	
Residual Chlorine Checked.	N/A	



500-222199 Field Sheet

Job: _____

Tracking #: 1893 4459 7788

SO / FO / SAT / 2-Day / Ground / UPS / CDO / Courier
GSO / OnTrac / Goldstreak / USPS / Other _____

Use this form to record Sample Custody Seal, Cooler Custody Seal, Temperature & corrected Temperature & other observations.
File in the job folder with the COC.

Therm. ID: <u>L02</u> Corr. Factor: (+/-) <u>-</u> °C	Notes: _____ _____ _____ _____ _____ _____ _____ _____ _____ _____ _____ _____ _____ _____ _____	
Ice <u>1</u> Wet <u>1</u> Gel _____ Other _____		
Cooler Custody Seal: <u>1994288</u>		
Cooler ID: _____		
Temp Observed: <u>1.1</u> °C Corrected: <u>1.4</u> °C		
From: Temp Blank <input type="checkbox"/> Sample <input checked="" type="checkbox"/>		
Opening/Processing The Shipment		
Cooler compromised/tampered with? <input type="checkbox"/> Yes <input checked="" type="checkbox"/> No <input type="checkbox"/> NA		
Cooler Temperature is acceptable? <input checked="" type="checkbox"/> Yes <input type="checkbox"/> No <input type="checkbox"/> NA		
Frozen samples show signs of thaw? <input type="checkbox"/> Yes <input type="checkbox"/> No <input checked="" type="checkbox"/> NA		
Initials: <u>VS</u> Date: <u>9.15.02</u>		
Unpacking/Labeling The Samples		
COC is complete w/o discrepancies? <input checked="" type="checkbox"/> Yes <input type="checkbox"/> No <input type="checkbox"/> NA		
Samples compromised/tampered with? <input type="checkbox"/> Yes <input checked="" type="checkbox"/> No <input type="checkbox"/> NA		
Containers are not broken or leaking? <input checked="" type="checkbox"/> Yes <input type="checkbox"/> No <input type="checkbox"/> NA		
Sample custody seal? <input type="checkbox"/> Yes <input type="checkbox"/> No <input checked="" type="checkbox"/> NA		
Sample containers have legible labels? <input checked="" type="checkbox"/> Yes <input type="checkbox"/> No <input type="checkbox"/> NA		
Sample date/times are provided? <input checked="" type="checkbox"/> Yes <input type="checkbox"/> No <input type="checkbox"/> NA		
Appropriate containers are used? <input checked="" type="checkbox"/> Yes <input type="checkbox"/> No <input type="checkbox"/> NA		
Sample bottles are completely filled? <input checked="" type="checkbox"/> Yes <input type="checkbox"/> No <input type="checkbox"/> NA		
Sample preservatives verified? <input type="checkbox"/> Yes <input type="checkbox"/> No <input checked="" type="checkbox"/> NA		
Is the Field Sampler's name on COC? <input type="checkbox"/> Yes <input type="checkbox"/> No <input checked="" type="checkbox"/> NA		
Samples require splitting/compositing? <input type="checkbox"/> Yes <input type="checkbox"/> No <input checked="" type="checkbox"/> NA		
Samples w/o discrepancies? <input checked="" type="checkbox"/> Yes <input type="checkbox"/> No <input type="checkbox"/> NA		
Zero headspace?* <input type="checkbox"/> Yes <input type="checkbox"/> No <input checked="" type="checkbox"/> NA		
Alkalinity has no headspace? <input type="checkbox"/> Yes <input type="checkbox"/> No <input checked="" type="checkbox"/> NA		
Perchlorate has headspace? <input type="checkbox"/> Yes <input type="checkbox"/> No <input checked="" type="checkbox"/> NA (Methods 314, 331, 6850)		
Multiphasic samples are not present? <input checked="" type="checkbox"/> Yes <input type="checkbox"/> No <input type="checkbox"/> NA		
Trizma Lot #(s): _____		
Login Completion		
Receipt Temperature on COC? <input checked="" type="checkbox"/> Yes <input type="checkbox"/> No <input type="checkbox"/> NA		
Samples received within hold time? <input checked="" type="checkbox"/> Yes <input type="checkbox"/> No <input type="checkbox"/> NA		
NCM Filed? <input type="checkbox"/> Yes <input type="checkbox"/> No <input checked="" type="checkbox"/> NA		
Log Release checked in TALS? <input type="checkbox"/> Yes <input type="checkbox"/> No <input checked="" type="checkbox"/> NA		
Initials: <u>VS</u> Date: <u>9.15.02</u>		

*Containers requiring zero headspace have no headspace, or bubble < 6 mm (1/4")

WRB JSD



Isotope Dilution Summary

Client: Stantec Consulting Corp.
 Project/Site: Cedarburg Light & Utility - 193709024

Job ID: 500-222199-2

Method: 537 (modified) - Fluorinated Alkyl Substances

Matrix: Water

Prep Type: Total/NA

		Percent Isotope Dilution Recovery (Acceptance Limits)							
Lab Sample ID	Client Sample ID	PFBA (25-150)	PFPeA (25-150)	PFHxA (25-150)	C4PFHA (25-150)	PFOA (25-150)	PFNA (25-150)	PFDA (25-150)	PFUnA (25-150)
500-222199-1	MW400	69	84	97	89	89	89	92	88
500-222199-1 - DL	MW400								
500-222199-5	PFAS EQUIPMENT BLANK	113	87	101	90	100	95	100	102
LCS 320-618553/2-A	Lab Control Sample	113	96	108	103	107	104	107	110
LCS 320-619982/2-A	Lab Control Sample	93	99	98	102	100	102	104	96
LCSD 320-618553/3-A	Lab Control Sample Dup	113	93	102	96	101	100	100	103
LCSD 320-619982/3-A	Lab Control Sample Dup	102	106	100	107	106	107	108	97
MB 320-618553/1-A	Method Blank	79	65	78	72	74	70	72	78
MB 320-619982/1-A	Method Blank	92	98	91	97	98	99	98	93

		Percent Isotope Dilution Recovery (Acceptance Limits)							
Lab Sample ID	Client Sample ID	PFDaA (25-150)	PFTDA (25-150)	PFHxDA (25-150)	C3PFBS (25-150)	PFHxS (25-150)	PFOS (25-150)	PFOSA (10-150)	d3NMFOS (25-150)
500-222199-1	MW400	88	87	93	85	91	95	88	94
500-222199-1 - DL	MW400						92		
500-222199-5	PFAS EQUIPMENT BLANK	91	90	95	100	103	102	103	96
LCS 320-618553/2-A	Lab Control Sample	99	99	108	115	117	113	106	101
LCS 320-619982/2-A	Lab Control Sample	89	92	96	98	104	98	92	114
LCSD 320-618553/3-A	Lab Control Sample Dup	97	93	97	109	107	107	101	95
LCSD 320-619982/3-A	Lab Control Sample Dup	96	95	103	104	108	100	93	116
MB 320-618553/1-A	Method Blank	74	76	79	87	77	78	80	75
MB 320-619982/1-A	Method Blank	89	90	99	98	97	96	92	110

		Percent Isotope Dilution Recovery (Acceptance Limits)							
Lab Sample ID	Client Sample ID	d5NEFOS (25-150)	dMeFOSA (10-150)	dEtFOSA (10-150)	NMFM (10-150)	NEFM (10-150)	M242FTS (25-150)	M262FTS (25-150)	M282FTS (25-150)
500-222199-1	MW400	96	84	80	80	77	84	73	76
500-222199-1 - DL	MW400								
500-222199-5	PFAS EQUIPMENT BLANK	88	88	80	83	91	86	87	88
LCS 320-618553/2-A	Lab Control Sample	96	82	86	100	102	88	85	93
LCS 320-619982/2-A	Lab Control Sample	107	86	81	90	82	94	85	79
LCSD 320-618553/3-A	Lab Control Sample Dup	89	82	81	94	103	82	76	85
LCSD 320-619982/3-A	Lab Control Sample Dup	107	86	82	94	84	94	86	84
MB 320-618553/1-A	Method Blank	75	65	64	74	78	61	59	64
MB 320-619982/1-A	Method Blank	108	81	82	89	79	85	82	81

		Percent Isotope Dilution Recovery (Acceptance Limits)	
Lab Sample ID	Client Sample ID	HFPODA (25-150)	M102FTS (25-150)
500-222199-1	MW400	86	75
500-222199-1 - DL	MW400		
500-222199-5	PFAS EQUIPMENT BLANK	83	80
LCS 320-618553/2-A	Lab Control Sample	96	89
LCS 320-619982/2-A	Lab Control Sample	95	69
LCSD 320-618553/3-A	Lab Control Sample Dup	88	82
LCSD 320-619982/3-A	Lab Control Sample Dup	104	77
MB 320-618553/1-A	Method Blank	62	64
MB 320-619982/1-A	Method Blank	95	75

Surrogate Legend

PFBA = 13C4 PFBA
 PFPeA = 13C5 PFPeA

Isotope Dilution Summary

Client: Stantec Consulting Corp.

Project/Site: Cedarburg Light & Utility - 193709024

Job ID: 500-222199-2

PFHxA = 13C2 PFHxA
C4PFHA = 13C4 PFHpA
PFOA = 13C4 PFOA
PFNA = 13C5 PFNA
PFDA = 13C2 PFDA
PFUnA = 13C2 PFUnA
PFDoA = 13C2 PFDoA
PFTDA = 13C2 PFTeDA
PFHxDA = 13C2 PFHxDA
C3PFBS = 13C3 PFBS
PFHxS = 18O2 PFHxS
PFOS = 13C4 PFOS
PFOSA = 13C8 FOSA
d3NMFOS = d3-NMeFOSAA
d5NEFOS = d5-NEtFOSAA
dMeFOSA = d-N-MeFOSA-M
dEtFOSA = d-N-EtFOSA-M
NMFm = d7-N-MeFOSE-M
NEFM = d9-N-EtFOSE-M
M242FTS = M2-4:2 FTS
M262FTS = M2-6:2 FTS
M282FTS = M2-8:2 FTS
HFPODA = 13C3 HFPO-DA
M102FTS = 13C2 10:2 FTS

- 1
- 2
- 3
- 4
- 5
- 6
- 7
- 8
- 9
- 10
- 11
- 12
- 13
- 14
- 15
- 16

1
2
3
4
5
6
7
8
9
10
11
12
13
14
15
16
17



ANALYTICAL REPORT

PREPARED FOR

Attn: Stu Gross
Stantec Consulting Corp.
12080 Corporate Parkway
Mequon, Wisconsin 53092

Generated 12/27/2022 1:36:20 PM

JOB DESCRIPTION

Cedarburg Light and Utility 193709024

JOB NUMBER

500-226551-1

Eurofins Chicago

Job Notes

The test results in this report meet all NELAP requirements for parameters for which accreditation is required or available. Any exceptions to the NELAP requirements are noted in this report. Pursuant to NELAP, this report may not be reproduced, except in full, without the written approval of the laboratory. This report is confidential and is intended for the sole use of Eurofins Environment Testing North Central, LLC and its client. All questions regarding this report should be directed to the Eurofins Environment Testing North Central, LLC Project Manager who has signed this report.

Results relate only to the items tested and the sample(s) as received by the laboratory. The results, detection limits (LOD) and Quantitation Limits (LOQ) have been adjusted for sample dilutions and/or solids content.

The test results in this report relate only to the samples as received by the laboratory and will meet all requirements of the methodology, with any exceptions noted. This report shall not be reproduced except in full, without the express written approval of the laboratory. All questions should be directed to the Eurofins Chicago Project Manager.

Authorization



Generated
12/27/2022 1:36:20 PM

Authorized for release by
Sandie Fredrick, Project Manager II
Sandra.Fredrick@et.eurofinsus.com
(920)261-1660



Table of Contents

Cover Page	1
Table of Contents	3
Case Narrative	4
Detection Summary	5
Method Summary	7
Sample Summary	8
Client Sample Results	9
Definitions	22
QC Association	23
Surrogate Summary	24
QC Sample Results	25
Chronicle	32
Certification Summary	33
Chain of Custody	34
Receipt Checklists	37
Field Data Sheets	39
Isotope Dilution Summary	40

Case Narrative

Client: Stantec Consulting Corp.
Project/Site: Cedarburg Light and Utility 193709024

Job ID: 500-226551-1

Job ID: 500-226551-1

Laboratory: Eurofins Chicago

Narrative

Job Narrative 500-226551-1

Comments

No additional comments.

Receipt

The samples were received on 12/9/2022 2:29 PM. Unless otherwise noted below, the samples arrived in good condition, and where required, properly preserved and on ice. The temperature of the cooler at receipt was 1.3° C.

GC/MS VOA

No analytical or quality issues were noted, other than those described in the Definitions/Glossary page.

LCMS

Method 537 (modified): The following samples exhibited matrix interferences for Perfluorobutanoic acid (PFBA) causing elevation of the reporting limit (RL): MW400 (500-226551-1). The RL for the affected analyte has been raised to be equal to the matrix interferences and a "G" qualifier applied.

Method 537 (modified): Results for samples MW400 (500-226551-1) and MW1 (500-226551-3) were reported from the analysis of a diluted extract due to high concentration of the target analyte in the analysis of the undiluted extract. The dilution factor was applied to the labeled internal standard area counts and these area counts were within acceptance limits

No additional analytical or quality issues were noted, other than those described above or in the Definitions/Glossary page.

Organic Prep

Method 3535: The following samples in preparation batch 320-640160 were observed to be yellow and to have a thin layer of sediment present in the bottom of the bottle prior to extraction. MW400 (500-226551-1), MW200 (500-226551-2) and MW1 (500-226551-3).

Method: 3535_PFC_28D

Matrix: Aqueous

Method 3535: During the solid phase extraction process, the following sample contained non-settable particulates which clogged the solid phase extraction column: MW1 (500-226551-3).

320-640160

Method: 3535_PFC_28D

Matrix: Aqueous

No additional analytical or quality issues were noted, other than those described above or in the Definitions/Glossary page.

Detection Summary

Client: Stantec Consulting Corp.
Project/Site: Cedarburg Light and Utility 193709024

Job ID: 500-226551-1

Client Sample ID: MW400

Lab Sample ID: 500-226551-1

Analyte	Result	Qualifier	RL	MDL	Unit	Dil Fac	D	Method	Prep Type
Perfluorobutanoic acid (PFBA)	17	G	17	17	ng/L	1		537 (modified)	Total/NA
Perfluoropentanoic acid (PFPeA)	13		1.8	0.45	ng/L	1		537 (modified)	Total/NA
Perfluorohexanoic acid (PFHxA)	21		1.8	0.53	ng/L	1		537 (modified)	Total/NA
Perfluoroheptanoic acid (PFHpA)	6.6		1.8	0.23	ng/L	1		537 (modified)	Total/NA
Perfluorooctanoic acid (PFOA)	18		1.8	0.78	ng/L	1		537 (modified)	Total/NA
Perfluorononanoic acid (PFNA)	0.88	J	1.8	0.25	ng/L	1		537 (modified)	Total/NA
Perfluorobutanesulfonic acid (PFBS)	22		1.8	0.18	ng/L	1		537 (modified)	Total/NA
Perfluoropentanesulfonic acid (PFPeS)	16		1.8	0.27	ng/L	1		537 (modified)	Total/NA
Perfluorohexanesulfonic acid (PFHxS)	160		1.8	0.52	ng/L	1		537 (modified)	Total/NA
Perfluoroheptanesulfonic acid (PFHpS)	14		1.8	0.17	ng/L	1		537 (modified)	Total/NA
Perfluorooctanesulfonic acid (PFOS) - DL	820		9.1	2.5	ng/L	5		537 (modified)	Total/NA

Client Sample ID: MW200

Lab Sample ID: 500-226551-2

Analyte	Result	Qualifier	RL	MDL	Unit	Dil Fac	D	Method	Prep Type
1,1-Dichloroethane	0.50	J	1.0	0.41	ug/L	1		8260B	Total/NA
Benzene	0.17	J	0.50	0.15	ug/L	1		8260B	Total/NA
cis-1,2-Dichloroethene	1.6		1.0	0.41	ug/L	1		8260B	Total/NA
Tetrachloroethene	1.0		1.0	0.37	ug/L	1		8260B	Total/NA
trans-1,2-Dichloroethene	0.45	J	1.0	0.35	ug/L	1		8260B	Total/NA
Trichloroethene	0.63		0.50	0.16	ug/L	1		8260B	Total/NA
Perfluorobutanoic acid (PFBA)	15		4.5	2.2	ng/L	1		537 (modified)	Total/NA
Perfluoropentanoic acid (PFPeA)	4.0		1.8	0.44	ng/L	1		537 (modified)	Total/NA
Perfluorohexanoic acid (PFHxA)	4.0		1.8	0.52	ng/L	1		537 (modified)	Total/NA
Perfluoroheptanoic acid (PFHpA)	1.6	J	1.8	0.23	ng/L	1		537 (modified)	Total/NA
Perfluorooctanoic acid (PFOA)	2.8		1.8	0.77	ng/L	1		537 (modified)	Total/NA
Perfluorononanoic acid (PFNA)	0.61	J	1.8	0.24	ng/L	1		537 (modified)	Total/NA
Perfluorobutanesulfonic acid (PFBS)	4.9		1.8	0.18	ng/L	1		537 (modified)	Total/NA
Perfluoropentanesulfonic acid (PFPeS)	4.9		1.8	0.27	ng/L	1		537 (modified)	Total/NA
Perfluorohexanesulfonic acid (PFHxS)	60		1.8	0.52	ng/L	1		537 (modified)	Total/NA
Perfluoroheptanesulfonic acid (PFHpS)	1.3	J	1.8	0.17	ng/L	1		537 (modified)	Total/NA
Perfluorooctanesulfonic acid (PFOS)	63		1.8	0.49	ng/L	1		537 (modified)	Total/NA

Client Sample ID: MW1

Lab Sample ID: 500-226551-3

Analyte	Result	Qualifier	RL	MDL	Unit	Dil Fac	D	Method	Prep Type
Perfluorobutanoic acid (PFBA)	20		4.6	2.2	ng/L	1		537 (modified)	Total/NA
Perfluoropentanoic acid (PFPeA)	33		1.8	0.45	ng/L	1		537 (modified)	Total/NA
Perfluorohexanoic acid (PFHxA)	32		1.8	0.53	ng/L	1		537 (modified)	Total/NA
Perfluoroheptanoic acid (PFHpA)	16		1.8	0.23	ng/L	1		537 (modified)	Total/NA
Perfluorooctanoic acid (PFOA)	24		1.8	0.78	ng/L	1		537 (modified)	Total/NA
Perfluorononanoic acid (PFNA)	1.8		1.8	0.25	ng/L	1		537 (modified)	Total/NA
Perfluorodecanoic acid (PFDA)	0.96	J	1.8	0.28	ng/L	1		537 (modified)	Total/NA
Perfluorobutanesulfonic acid (PFBS)	18		1.8	0.18	ng/L	1		537 (modified)	Total/NA
Perfluoropentanesulfonic acid (PFPeS)	17		1.8	0.28	ng/L	1		537 (modified)	Total/NA
Perfluorohexanesulfonic acid (PFHxS)	230		1.8	0.52	ng/L	1		537 (modified)	Total/NA
Perfluoroheptanesulfonic acid (PFHpS)	9.5		1.8	0.17	ng/L	1		537 (modified)	Total/NA

This Detection Summary does not include radiochemical test results.

Eurofins Chicago

Detection Summary

Client: Stantec Consulting Corp.
Project/Site: Cedarburg Light and Utility 193709024

Job ID: 500-226551-1

Client Sample ID: MW1 (Continued)

Lab Sample ID: 500-226551-3

Analyte	Result	Qualifier	RL	MDL	Unit	Dil Fac	D	Method	Prep Type
Perfluorononanesulfonic acid (PFNS)	0.57	J	1.8	0.34	ng/L	1		537 (modified)	Total/NA
Perfluorodecanesulfonic acid (PFDS)	0.34	J	1.8	0.29	ng/L	1		537 (modified)	Total/NA
Perfluorooctanesulfonamide (FOSA)	1.8		1.8	0.90	ng/L	1		537 (modified)	Total/NA
Perfluorooctanesulfonic acid (PFOS) - DL	740		9.2	2.5	ng/L	5		537 (modified)	Total/NA

Client Sample ID: PFAS Equipment Blank

Lab Sample ID: 500-226551-4

No Detections.

Client Sample ID: Trip Blank

Lab Sample ID: 500-226551-5

No Detections.

This Detection Summary does not include radiochemical test results.

Eurofins Chicago

Method Summary

Client: Stantec Consulting Corp.
Project/Site: Cedarburg Light and Utility 193709024

Job ID: 500-226551-1

Method	Method Description	Protocol	Laboratory
8260B	Volatile Organic Compounds (GC/MS)	SW846	EET CHI
537 (modified)	Fluorinated Alkyl Substances	EPA	EET SAC
3535	Solid-Phase Extraction (SPE)	SW846	EET SAC
5030B	Purge and Trap	SW846	EET CHI

Protocol References:

EPA = US Environmental Protection Agency

SW846 = "Test Methods For Evaluating Solid Waste, Physical/Chemical Methods", Third Edition, November 1986 And Its Updates.

Laboratory References:

EET CHI = Eurofins Chicago, 2417 Bond Street, University Park, IL 60484, TEL (708)534-5200

EET SAC = Eurofins Sacramento, 880 Riverside Parkway, West Sacramento, CA 95605, TEL (916)373-5600

Sample Summary

Client: Stantec Consulting Corp.
Project/Site: Cedarburg Light and Utility 193709024

Job ID: 500-226551-1

Lab Sample ID	Client Sample ID	Matrix	Collected	Received
500-226551-1	MW400	Water	12/08/22 09:00	12/09/22 14:29
500-226551-2	MW200	Water	12/08/22 09:30	12/09/22 14:29
500-226551-3	MW1	Water	12/08/22 10:45	12/09/22 14:29
500-226551-4	PFAS Equipment Blank	Water	12/08/22 10:00	12/09/22 14:29
500-226551-5	Trip Blank	Water	12/08/22 00:00	12/09/22 14:29

- 1
- 2
- 3
- 4
- 5
- 6
- 7
- 8
- 9
- 10
- 11
- 12
- 13
- 14
- 15
- 16
- 17

Client Sample Results

Client: Stantec Consulting Corp.
 Project/Site: Cedarburg Light and Utility 193709024

Job ID: 500-226551-1

Client Sample ID: MW400

Lab Sample ID: 500-226551-1

Date Collected: 12/08/22 09:00

Matrix: Water

Date Received: 12/09/22 14:29

Method: SW846 8260B - Volatile Organic Compounds (GC/MS)

Analyte	Result	Qualifier	RL	MDL	Unit	D	Prepared	Analyzed	Dil Fac
1,1,1,2-Tetrachloroethane	<0.46		1.0	0.46	ug/L			12/16/22 12:43	1
1,1,1-Trichloroethane	<0.38		1.0	0.38	ug/L			12/16/22 12:43	1
1,1,2,2-Tetrachloroethane	<0.40		1.0	0.40	ug/L			12/16/22 12:43	1
1,1,2-Trichloroethane	<0.35		1.0	0.35	ug/L			12/16/22 12:43	1
1,1-Dichloroethane	<0.41		1.0	0.41	ug/L			12/16/22 12:43	1
1,1-Dichloroethene	<0.39		1.0	0.39	ug/L			12/16/22 12:43	1
1,1-Dichloropropene	<0.30		1.0	0.30	ug/L			12/16/22 12:43	1
1,2,3-Trichlorobenzene	<0.46		1.0	0.46	ug/L			12/16/22 12:43	1
1,2,3-Trichloropropane	<0.41		2.0	0.41	ug/L			12/16/22 12:43	1
1,2,4-Trichlorobenzene	<0.34		1.0	0.34	ug/L			12/16/22 12:43	1
1,2,4-Trimethylbenzene	<0.36		1.0	0.36	ug/L			12/16/22 12:43	1
1,2-Dibromo-3-Chloropropane	<2.0		5.0	2.0	ug/L			12/16/22 12:43	1
1,2-Dibromoethane	<0.39		1.0	0.39	ug/L			12/16/22 12:43	1
1,2-Dichlorobenzene	<0.33		1.0	0.33	ug/L			12/16/22 12:43	1
1,2-Dichloroethane	<0.39		1.0	0.39	ug/L			12/16/22 12:43	1
1,2-Dichloropropane	<0.43		1.0	0.43	ug/L			12/16/22 12:43	1
1,3,5-Trimethylbenzene	<0.25		1.0	0.25	ug/L			12/16/22 12:43	1
1,3-Dichlorobenzene	<0.40		1.0	0.40	ug/L			12/16/22 12:43	1
1,3-Dichloropropane	<0.36		1.0	0.36	ug/L			12/16/22 12:43	1
1,4-Dichlorobenzene	<0.36		1.0	0.36	ug/L			12/16/22 12:43	1
2,2-Dichloropropane	<0.44		1.0	0.44	ug/L			12/16/22 12:43	1
2-Chlorotoluene	<0.31		1.0	0.31	ug/L			12/16/22 12:43	1
4-Chlorotoluene	<0.35		1.0	0.35	ug/L			12/16/22 12:43	1
Benzene	<0.15		0.50	0.15	ug/L			12/16/22 12:43	1
Bromobenzene	<0.36		1.0	0.36	ug/L			12/16/22 12:43	1
Bromochloromethane	<0.43		1.0	0.43	ug/L			12/16/22 12:43	1
Dichlorobromomethane	<0.37		1.0	0.37	ug/L			12/16/22 12:43	1
Bromoform	<0.48		1.0	0.48	ug/L			12/16/22 12:43	1
Bromomethane	<0.80		3.0	0.80	ug/L			12/16/22 12:43	1
Carbon tetrachloride	<0.38		1.0	0.38	ug/L			12/16/22 12:43	1
Chlorobenzene	<0.39		1.0	0.39	ug/L			12/16/22 12:43	1
Chloroethane	<0.51		1.0	0.51	ug/L			12/16/22 12:43	1
Chloroform	<0.37		2.0	0.37	ug/L			12/16/22 12:43	1
Chloromethane	<0.32		1.0	0.32	ug/L			12/16/22 12:43	1
cis-1,2-Dichloroethene	<0.41		1.0	0.41	ug/L			12/16/22 12:43	1
cis-1,3-Dichloropropene	<0.42		1.0	0.42	ug/L			12/16/22 12:43	1
Dibromochloromethane	<0.49		1.0	0.49	ug/L			12/16/22 12:43	1
Dibromomethane	<0.27		1.0	0.27	ug/L			12/16/22 12:43	1
Dichlorodifluoromethane	<0.67		3.0	0.67	ug/L			12/16/22 12:43	1
Ethylbenzene	<0.18		0.50	0.18	ug/L			12/16/22 12:43	1
Hexachlorobutadiene	<0.45		1.0	0.45	ug/L			12/16/22 12:43	1
Isopropyl ether	<0.28		1.0	0.28	ug/L			12/16/22 12:43	1
Isopropylbenzene	<0.39		1.0	0.39	ug/L			12/16/22 12:43	1
Methyl tert-butyl ether	<0.39		1.0	0.39	ug/L			12/16/22 12:43	1
Methylene Chloride	<1.6		5.0	1.6	ug/L			12/16/22 12:43	1
Naphthalene	<0.34		1.0	0.34	ug/L			12/16/22 12:43	1
n-Butylbenzene	<0.39		1.0	0.39	ug/L			12/16/22 12:43	1
N-Propylbenzene	<0.41		1.0	0.41	ug/L			12/16/22 12:43	1
p-Isopropyltoluene	<0.36		1.0	0.36	ug/L			12/16/22 12:43	1

Eurofins Chicago

Client Sample Results

Client: Stantec Consulting Corp.
 Project/Site: Cedarburg Light and Utility 193709024

Job ID: 500-226551-1

Client Sample ID: MW400
Date Collected: 12/08/22 09:00
Date Received: 12/09/22 14:29

Lab Sample ID: 500-226551-1
Matrix: Water

Method: SW846 8260B - Volatile Organic Compounds (GC/MS) (Continued)

Analyte	Result	Qualifier	RL	MDL	Unit	D	Prepared	Analyzed	Dil Fac
sec-Butylbenzene	<0.40		1.0	0.40	ug/L			12/16/22 12:43	1
Styrene	<0.39		1.0	0.39	ug/L			12/16/22 12:43	1
tert-Butylbenzene	<0.40		1.0	0.40	ug/L			12/16/22 12:43	1
Tetrachloroethene	<0.37		1.0	0.37	ug/L			12/16/22 12:43	1
Toluene	<0.15		0.50	0.15	ug/L			12/16/22 12:43	1
trans-1,2-Dichloroethene	<0.35		1.0	0.35	ug/L			12/16/22 12:43	1
trans-1,3-Dichloropropene	<0.36		1.0	0.36	ug/L			12/16/22 12:43	1
Trichloroethene	<0.16		0.50	0.16	ug/L			12/16/22 12:43	1
Trichlorofluoromethane	<0.43		1.0	0.43	ug/L			12/16/22 12:43	1
Vinyl chloride	<0.20		1.0	0.20	ug/L			12/16/22 12:43	1
Xylenes, Total	<0.22		1.0	0.22	ug/L			12/16/22 12:43	1

Surrogate	%Recovery	Qualifier	Limits	Prepared	Analyzed	Dil Fac
1,2-Dichloroethane-d4 (Surr)	105		75 - 126		12/16/22 12:43	1
4-Bromofluorobenzene (Surr)	112		72 - 124		12/16/22 12:43	1
Dibromofluoromethane (Surr)	93		75 - 120		12/16/22 12:43	1
Toluene-d8 (Surr)	100		75 - 120		12/16/22 12:43	1

Method: EPA 537 (modified) - Fluorinated Alkyl Substances

Analyte	Result	Qualifier	RL	MDL	Unit	D	Prepared	Analyzed	Dil Fac
Perfluorobutanoic acid (PFBA)	17	G	17	17	ng/L		12/15/22 05:20	12/18/22 12:58	1
Perfluoropentanoic acid (PFPeA)	13		1.8	0.45	ng/L		12/15/22 05:20	12/18/22 12:58	1
Perfluorohexanoic acid (PFHxA)	21		1.8	0.53	ng/L		12/15/22 05:20	12/18/22 12:58	1
Perfluoroheptanoic acid (PFHpA)	6.6		1.8	0.23	ng/L		12/15/22 05:20	12/18/22 12:58	1
Perfluorooctanoic acid (PFOA)	18		1.8	0.78	ng/L		12/15/22 05:20	12/18/22 12:58	1
Perfluorononanoic acid (PFNA)	0.88	J	1.8	0.25	ng/L		12/15/22 05:20	12/18/22 12:58	1
Perfluorodecanoic acid (PFDA)	<0.28		1.8	0.28	ng/L		12/15/22 05:20	12/18/22 12:58	1
Perfluoroundecanoic acid (PFUnA)	<1.0		1.8	1.0	ng/L		12/15/22 05:20	12/18/22 12:58	1
Perfluorododecanoic acid (PFDoA)	<0.50		1.8	0.50	ng/L		12/15/22 05:20	12/18/22 12:58	1
Perfluorotridecanoic acid (PFTriA)	<1.2		1.8	1.2	ng/L		12/15/22 05:20	12/18/22 12:58	1
Perfluorotetradecanoic acid (PFTeA)	<0.67		1.8	0.67	ng/L		12/15/22 05:20	12/18/22 12:58	1
Perfluoro-n-hexadecanoic acid (PFHxDA)	<0.81		1.8	0.81	ng/L		12/15/22 05:20	12/18/22 12:58	1
Perfluoro-n-octadecanoic acid (PFODA)	<0.86		1.8	0.86	ng/L		12/15/22 05:20	12/18/22 12:58	1
Perfluorobutanesulfonic acid (PFBS)	22		1.8	0.18	ng/L		12/15/22 05:20	12/18/22 12:58	1
Perfluoropentanesulfonic acid (PFPeS)	16		1.8	0.27	ng/L		12/15/22 05:20	12/18/22 12:58	1
Perfluorohexanesulfonic acid (PFHxS)	160		1.8	0.52	ng/L		12/15/22 05:20	12/18/22 12:58	1
Perfluoroheptanesulfonic acid (PFHpS)	14		1.8	0.17	ng/L		12/15/22 05:20	12/18/22 12:58	1
Perfluorononanesulfonic acid (PFNS)	<0.34		1.8	0.34	ng/L		12/15/22 05:20	12/18/22 12:58	1
Perfluorodecanesulfonic acid (PFDS)	<0.29		1.8	0.29	ng/L		12/15/22 05:20	12/18/22 12:58	1
Perfluorododecanesulfonic acid (PFDoS)	<0.89		1.8	0.89	ng/L		12/15/22 05:20	12/18/22 12:58	1
Perfluorooctanesulfonamide (FOSA)	<0.89		1.8	0.89	ng/L		12/15/22 05:20	12/18/22 12:58	1
NEtFOSA	<0.79		1.8	0.79	ng/L		12/15/22 05:20	12/18/22 12:58	1
NMeFOSA	<0.39		1.8	0.39	ng/L		12/15/22 05:20	12/18/22 12:58	1
NMeFOSAA	<1.1		4.6	1.1	ng/L		12/15/22 05:20	12/18/22 12:58	1
NEtFOSAA	<1.2		4.6	1.2	ng/L		12/15/22 05:20	12/18/22 12:58	1

Eurofins Chicago

Client Sample Results

Client: Stantec Consulting Corp.
Project/Site: Cedarburg Light and Utility 193709024

Job ID: 500-226551-1

Client Sample ID: MW400

Lab Sample ID: 500-226551-1

Date Collected: 12/08/22 09:00

Matrix: Water

Date Received: 12/09/22 14:29

Method: EPA 537 (modified) - Fluorinated Alkyl Substances (Continued)

Analyte	Result	Qualifier	RL	MDL	Unit	D	Prepared	Analyzed	Dil Fac
NMeFOSE	<1.3		3.7	1.3	ng/L		12/15/22 05:20	12/18/22 12:58	1
NEtFOSE	<0.78		1.8	0.78	ng/L		12/15/22 05:20	12/18/22 12:58	1
4:2 FTS	<0.22		1.8	0.22	ng/L		12/15/22 05:20	12/18/22 12:58	1
6:2 FTS	<2.3		4.6	2.3	ng/L		12/15/22 05:20	12/18/22 12:58	1
8:2 FTS	<0.42		1.8	0.42	ng/L		12/15/22 05:20	12/18/22 12:58	1
10:2 FTS	<0.61		1.8	0.61	ng/L		12/15/22 05:20	12/18/22 12:58	1
4,8-Dioxa-3H-perfluorononanoic acid (ADONA)	<0.37		1.8	0.37	ng/L		12/15/22 05:20	12/18/22 12:58	1
HFPO-DA (GenX)	<1.4		3.7	1.4	ng/L		12/15/22 05:20	12/18/22 12:58	1
F-53B Major	<0.22		1.8	0.22	ng/L		12/15/22 05:20	12/18/22 12:58	1
F-53B Minor	<0.29		1.8	0.29	ng/L		12/15/22 05:20	12/18/22 12:58	1

Isotope Dilution	%Recovery	Qualifier	Limits	Prepared	Analyzed	Dil Fac
13C4 PFBA	78		25 - 150	12/15/22 05:20	12/18/22 12:58	1
13C5 PFPeA	98		25 - 150	12/15/22 05:20	12/18/22 12:58	1
13C2 PFHxA	116		25 - 150	12/15/22 05:20	12/18/22 12:58	1
13C4 PFHpA	114		25 - 150	12/15/22 05:20	12/18/22 12:58	1
13C4 PFOA	95		25 - 150	12/15/22 05:20	12/18/22 12:58	1
13C5 PFNA	101		25 - 150	12/15/22 05:20	12/18/22 12:58	1
13C2 PFDA	107		25 - 150	12/15/22 05:20	12/18/22 12:58	1
13C2 PFUnA	108		25 - 150	12/15/22 05:20	12/18/22 12:58	1
13C2 PFDoA	108		25 - 150	12/15/22 05:20	12/18/22 12:58	1
13C2 PFTeDA	94		25 - 150	12/15/22 05:20	12/18/22 12:58	1
13C2 PFHxDA	86		25 - 150	12/15/22 05:20	12/18/22 12:58	1
13C3 PFBS	112		25 - 150	12/15/22 05:20	12/18/22 12:58	1
18O2 PFHxS	106		25 - 150	12/15/22 05:20	12/18/22 12:58	1
13C4 PFOS	99		25 - 150	12/15/22 05:20	12/18/22 12:58	1
13C8 FOSA	105		10 - 150	12/15/22 05:20	12/18/22 12:58	1
d3-NMeFOSAA	98		25 - 150	12/15/22 05:20	12/18/22 12:58	1
d5-NEtFOSAA	107		25 - 150	12/15/22 05:20	12/18/22 12:58	1
d-N-MeFOSA-M	95		10 - 150	12/15/22 05:20	12/18/22 12:58	1
d-N-EtFOSA-M	89		10 - 150	12/15/22 05:20	12/18/22 12:58	1
d7-N-MeFOSE-M	91		10 - 150	12/15/22 05:20	12/18/22 12:58	1
d9-N-EtFOSE-M	103		10 - 150	12/15/22 05:20	12/18/22 12:58	1
M2-4:2 FTS	135		25 - 150	12/15/22 05:20	12/18/22 12:58	1
M2-6:2 FTS	109		25 - 150	12/15/22 05:20	12/18/22 12:58	1
M2-8:2 FTS	111		25 - 150	12/15/22 05:20	12/18/22 12:58	1
13C3 HFPO-DA	106		25 - 150	12/15/22 05:20	12/18/22 12:58	1
13C2 10:2 FTS	149		25 - 150	12/15/22 05:20	12/18/22 12:58	1

Method: EPA 537 (modified) - Fluorinated Alkyl Substances - DL

Analyte	Result	Qualifier	RL	MDL	Unit	D	Prepared	Analyzed	Dil Fac
Perfluorooctanesulfonic acid (PFOS)	820		9.1	2.5	ng/L		12/15/22 05:20	12/20/22 10:24	5
Isotope Dilution	%Recovery	Qualifier	Limits	Prepared	Analyzed	Dil Fac			
13C4 PFOS	99		25 - 150	12/15/22 05:20	12/20/22 10:24	5			

Euofins Chicago

Client Sample Results

Client: Stantec Consulting Corp.
Project/Site: Cedarburg Light and Utility 193709024

Job ID: 500-226551-1

Client Sample ID: MW200

Lab Sample ID: 500-226551-2

Date Collected: 12/08/22 09:30

Matrix: Water

Date Received: 12/09/22 14:29

Method: SW846 8260B - Volatile Organic Compounds (GC/MS)

Analyte	Result	Qualifier	RL	MDL	Unit	D	Prepared	Analyzed	Dil Fac
1,1,1,2-Tetrachloroethane	<0.46		1.0	0.46	ug/L			12/16/22 13:07	1
1,1,1-Trichloroethane	<0.38		1.0	0.38	ug/L			12/16/22 13:07	1
1,1,2,2-Tetrachloroethane	<0.40		1.0	0.40	ug/L			12/16/22 13:07	1
1,1,2-Trichloroethane	<0.35		1.0	0.35	ug/L			12/16/22 13:07	1
1,1-Dichloroethane	0.50	J	1.0	0.41	ug/L			12/16/22 13:07	1
1,1-Dichloroethene	<0.39		1.0	0.39	ug/L			12/16/22 13:07	1
1,1-Dichloropropene	<0.30		1.0	0.30	ug/L			12/16/22 13:07	1
1,2,3-Trichlorobenzene	<0.46		1.0	0.46	ug/L			12/16/22 13:07	1
1,2,3-Trichloropropane	<0.41		2.0	0.41	ug/L			12/16/22 13:07	1
1,2,4-Trichlorobenzene	<0.34		1.0	0.34	ug/L			12/16/22 13:07	1
1,2,4-Trimethylbenzene	<0.36		1.0	0.36	ug/L			12/16/22 13:07	1
1,2-Dibromo-3-Chloropropane	<2.0		5.0	2.0	ug/L			12/16/22 13:07	1
1,2-Dibromoethane	<0.39		1.0	0.39	ug/L			12/16/22 13:07	1
1,2-Dichlorobenzene	<0.33		1.0	0.33	ug/L			12/16/22 13:07	1
1,2-Dichloroethane	<0.39		1.0	0.39	ug/L			12/16/22 13:07	1
1,2-Dichloropropane	<0.43		1.0	0.43	ug/L			12/16/22 13:07	1
1,3,5-Trimethylbenzene	<0.25		1.0	0.25	ug/L			12/16/22 13:07	1
1,3-Dichlorobenzene	<0.40		1.0	0.40	ug/L			12/16/22 13:07	1
1,3-Dichloropropane	<0.36		1.0	0.36	ug/L			12/16/22 13:07	1
1,4-Dichlorobenzene	<0.36		1.0	0.36	ug/L			12/16/22 13:07	1
2,2-Dichloropropane	<0.44		1.0	0.44	ug/L			12/16/22 13:07	1
2-Chlorotoluene	<0.31		1.0	0.31	ug/L			12/16/22 13:07	1
4-Chlorotoluene	<0.35		1.0	0.35	ug/L			12/16/22 13:07	1
Benzene	0.17	J	0.50	0.15	ug/L			12/16/22 13:07	1
Bromobenzene	<0.36		1.0	0.36	ug/L			12/16/22 13:07	1
Bromochloromethane	<0.43		1.0	0.43	ug/L			12/16/22 13:07	1
Dichlorobromomethane	<0.37		1.0	0.37	ug/L			12/16/22 13:07	1
Bromoform	<0.48		1.0	0.48	ug/L			12/16/22 13:07	1
Bromomethane	<0.80		3.0	0.80	ug/L			12/16/22 13:07	1
Carbon tetrachloride	<0.38		1.0	0.38	ug/L			12/16/22 13:07	1
Chlorobenzene	<0.39		1.0	0.39	ug/L			12/16/22 13:07	1
Chloroethane	<0.51		1.0	0.51	ug/L			12/16/22 13:07	1
Chloroform	<0.37		2.0	0.37	ug/L			12/16/22 13:07	1
Chloromethane	<0.32		1.0	0.32	ug/L			12/16/22 13:07	1
cis-1,2-Dichloroethene	1.6		1.0	0.41	ug/L			12/16/22 13:07	1
cis-1,3-Dichloropropene	<0.42		1.0	0.42	ug/L			12/16/22 13:07	1
Dibromochloromethane	<0.49		1.0	0.49	ug/L			12/16/22 13:07	1
Dibromomethane	<0.27		1.0	0.27	ug/L			12/16/22 13:07	1
Dichlorodifluoromethane	<0.67		3.0	0.67	ug/L			12/16/22 13:07	1
Ethylbenzene	<0.18		0.50	0.18	ug/L			12/16/22 13:07	1
Hexachlorobutadiene	<0.45		1.0	0.45	ug/L			12/16/22 13:07	1
Isopropyl ether	<0.28		1.0	0.28	ug/L			12/16/22 13:07	1
Isopropylbenzene	<0.39		1.0	0.39	ug/L			12/16/22 13:07	1
Methyl tert-butyl ether	<0.39		1.0	0.39	ug/L			12/16/22 13:07	1
Methylene Chloride	<1.6		5.0	1.6	ug/L			12/16/22 13:07	1
Naphthalene	<0.34		1.0	0.34	ug/L			12/16/22 13:07	1
n-Butylbenzene	<0.39		1.0	0.39	ug/L			12/16/22 13:07	1
N-Propylbenzene	<0.41		1.0	0.41	ug/L			12/16/22 13:07	1
p-Isopropyltoluene	<0.36		1.0	0.36	ug/L			12/16/22 13:07	1

Eurofins Chicago

Client Sample Results

Client: Stantec Consulting Corp.
 Project/Site: Cedarburg Light and Utility 193709024

Job ID: 500-226551-1

Client Sample ID: MW200

Date Collected: 12/08/22 09:30

Date Received: 12/09/22 14:29

Lab Sample ID: 500-226551-2

Matrix: Water

Method: SW846 8260B - Volatile Organic Compounds (GC/MS) (Continued)

Analyte	Result	Qualifier	RL	MDL	Unit	D	Prepared	Analyzed	Dil Fac
sec-Butylbenzene	<0.40		1.0	0.40	ug/L			12/16/22 13:07	1
Styrene	<0.39		1.0	0.39	ug/L			12/16/22 13:07	1
tert-Butylbenzene	<0.40		1.0	0.40	ug/L			12/16/22 13:07	1
Tetrachloroethene	1.0		1.0	0.37	ug/L			12/16/22 13:07	1
Toluene	<0.15		0.50	0.15	ug/L			12/16/22 13:07	1
trans-1,2-Dichloroethene	0.45	J	1.0	0.35	ug/L			12/16/22 13:07	1
trans-1,3-Dichloropropene	<0.36		1.0	0.36	ug/L			12/16/22 13:07	1
Trichloroethene	0.63		0.50	0.16	ug/L			12/16/22 13:07	1
Trichlorofluoromethane	<0.43		1.0	0.43	ug/L			12/16/22 13:07	1
Vinyl chloride	<0.20		1.0	0.20	ug/L			12/16/22 13:07	1
Xylenes, Total	<0.22		1.0	0.22	ug/L			12/16/22 13:07	1
Surrogate	%Recovery	Qualifier	Limits				Prepared	Analyzed	Dil Fac
1,2-Dichloroethane-d4 (Surr)	104		75 - 126					12/16/22 13:07	1
4-Bromofluorobenzene (Surr)	112		72 - 124					12/16/22 13:07	1
Dibromofluoromethane (Surr)	93		75 - 120					12/16/22 13:07	1
Toluene-d8 (Surr)	101		75 - 120					12/16/22 13:07	1

Method: EPA 537 (modified) - Fluorinated Alkyl Substances

Analyte	Result	Qualifier	RL	MDL	Unit	D	Prepared	Analyzed	Dil Fac
Perfluorobutanoic acid (PFBA)	15		4.5	2.2	ng/L		12/15/22 05:20	12/20/22 06:20	1
Perfluoropentanoic acid (PFPeA)	4.0		1.8	0.44	ng/L		12/15/22 05:20	12/20/22 06:20	1
Perfluorohexanoic acid (PFHxA)	4.0		1.8	0.52	ng/L		12/15/22 05:20	12/20/22 06:20	1
Perfluoroheptanoic acid (PFHpA)	1.6	J	1.8	0.23	ng/L		12/15/22 05:20	12/20/22 06:20	1
Perfluorooctanoic acid (PFOA)	2.8		1.8	0.77	ng/L		12/15/22 05:20	12/20/22 06:20	1
Perfluorononanoic acid (PFNA)	0.61	J	1.8	0.24	ng/L		12/15/22 05:20	12/20/22 06:20	1
Perfluorodecanoic acid (PFDA)	<0.28		1.8	0.28	ng/L		12/15/22 05:20	12/20/22 06:20	1
Perfluoroundecanoic acid (PFUnA)	<0.99		1.8	0.99	ng/L		12/15/22 05:20	12/20/22 06:20	1
Perfluorododecanoic acid (PFDoA)	<0.50		1.8	0.50	ng/L		12/15/22 05:20	12/20/22 06:20	1
Perfluorotridecanoic acid (PFTriA)	<1.2		1.8	1.2	ng/L		12/15/22 05:20	12/20/22 06:20	1
Perfluorotetradecanoic acid (PFTeA)	<0.66		1.8	0.66	ng/L		12/15/22 05:20	12/20/22 06:20	1
Perfluoro-n-hexadecanoic acid (PFHxDA)	<0.80		1.8	0.80	ng/L		12/15/22 05:20	12/20/22 06:20	1
Perfluoro-n-octadecanoic acid (PFODA)	<0.85		1.8	0.85	ng/L		12/15/22 05:20	12/20/22 06:20	1
Perfluorobutanesulfonic acid (PFBS)	4.9		1.8	0.18	ng/L		12/15/22 05:20	12/20/22 06:20	1
Perfluoropentanesulfonic acid (PFPeS)	4.9		1.8	0.27	ng/L		12/15/22 05:20	12/20/22 06:20	1
Perfluorohexanesulfonic acid (PFHxS)	60		1.8	0.52	ng/L		12/15/22 05:20	12/20/22 06:20	1
Perfluoroheptanesulfonic acid (PFHpS)	1.3	J	1.8	0.17	ng/L		12/15/22 05:20	12/20/22 06:20	1
Perfluorooctanesulfonic acid (PFOS)	63		1.8	0.49	ng/L		12/15/22 05:20	12/20/22 06:20	1
Perfluorononanesulfonic acid (PFNS)	<0.33		1.8	0.33	ng/L		12/15/22 05:20	12/20/22 06:20	1
Perfluorodecanesulfonic acid (PFDS)	<0.29		1.8	0.29	ng/L		12/15/22 05:20	12/20/22 06:20	1
Perfluorododecanesulfonic acid (PFDoS)	<0.88		1.8	0.88	ng/L		12/15/22 05:20	12/20/22 06:20	1
Perfluorooctanesulfonamide (FOSA)	<0.89		1.8	0.89	ng/L		12/15/22 05:20	12/20/22 06:20	1
NEtFOSA	<0.79		1.8	0.79	ng/L		12/15/22 05:20	12/20/22 06:20	1
NMeFOSA	<0.39		1.8	0.39	ng/L		12/15/22 05:20	12/20/22 06:20	1

Eurofins Chicago

Client Sample Results

Client: Stantec Consulting Corp.
 Project/Site: Cedarburg Light and Utility 193709024

Job ID: 500-226551-1

Client Sample ID: MW200

Lab Sample ID: 500-226551-2

Date Collected: 12/08/22 09:30

Matrix: Water

Date Received: 12/09/22 14:29

Method: EPA 537 (modified) - Fluorinated Alkyl Substances (Continued)

Analyte	Result	Qualifier	RL	MDL	Unit	D	Prepared	Analyzed	Dil Fac
NMeFOSAA	<1.1		4.5	1.1	ng/L		12/15/22 05:20	12/20/22 06:20	1
NEtFOSAA	<1.2		4.5	1.2	ng/L		12/15/22 05:20	12/20/22 06:20	1
NMeFOSE	<1.3		3.6	1.3	ng/L		12/15/22 05:20	12/20/22 06:20	1
NEtFOSE	<0.77		1.8	0.77	ng/L		12/15/22 05:20	12/20/22 06:20	1
4:2 FTS	<0.22		1.8	0.22	ng/L		12/15/22 05:20	12/20/22 06:20	1
6:2 FTS	<2.3		4.5	2.3	ng/L		12/15/22 05:20	12/20/22 06:20	1
8:2 FTS	<0.42		1.8	0.42	ng/L		12/15/22 05:20	12/20/22 06:20	1
10:2 FTS	<0.61		1.8	0.61	ng/L		12/15/22 05:20	12/20/22 06:20	1
4,8-Dioxa-3H-perfluorononanoic acid (ADONA)	<0.36		1.8	0.36	ng/L		12/15/22 05:20	12/20/22 06:20	1
HFPO-DA (GenX)	<1.4		3.6	1.4	ng/L		12/15/22 05:20	12/20/22 06:20	1
F-53B Major	<0.22		1.8	0.22	ng/L		12/15/22 05:20	12/20/22 06:20	1
F-53B Minor	<0.29		1.8	0.29	ng/L		12/15/22 05:20	12/20/22 06:20	1
Isotope Dilution	%Recovery	Qualifier	Limits				Prepared	Analyzed	Dil Fac
13C4 PFBA	51		25 - 150				12/15/22 05:20	12/20/22 06:20	1
13C5 PFPeA	78		25 - 150				12/15/22 05:20	12/20/22 06:20	1
13C2 PFHxA	91		25 - 150				12/15/22 05:20	12/20/22 06:20	1
13C4 PFHpA	95		25 - 150				12/15/22 05:20	12/20/22 06:20	1
13C4 PFOA	93		25 - 150				12/15/22 05:20	12/20/22 06:20	1
13C5 PFNA	108		25 - 150				12/15/22 05:20	12/20/22 06:20	1
13C2 PFDA	100		25 - 150				12/15/22 05:20	12/20/22 06:20	1
13C2 PFUnA	104		25 - 150				12/15/22 05:20	12/20/22 06:20	1
13C2 PFDoA	95		25 - 150				12/15/22 05:20	12/20/22 06:20	1
13C2 PFTeDA	89		25 - 150				12/15/22 05:20	12/20/22 06:20	1
13C2 PFHxDA	76		25 - 150				12/15/22 05:20	12/20/22 06:20	1
13C3 PFBS	99		25 - 150				12/15/22 05:20	12/20/22 06:20	1
18O2 PFHxS	103		25 - 150				12/15/22 05:20	12/20/22 06:20	1
13C4 PFOS	100		25 - 150				12/15/22 05:20	12/20/22 06:20	1
13C8 FOSA	109		10 - 150				12/15/22 05:20	12/20/22 06:20	1
d3-NMeFOSAA	74		25 - 150				12/15/22 05:20	12/20/22 06:20	1
d5-NEtFOSAA	88		25 - 150				12/15/22 05:20	12/20/22 06:20	1
d-N-MeFOSA-M	92		10 - 150				12/15/22 05:20	12/20/22 06:20	1
d-N-EtFOSA-M	85		10 - 150				12/15/22 05:20	12/20/22 06:20	1
d7-N-MeFOSE-M	84		10 - 150				12/15/22 05:20	12/20/22 06:20	1
d9-N-EtFOSE-M	85		10 - 150				12/15/22 05:20	12/20/22 06:20	1
M2-4:2 FTS	110		25 - 150				12/15/22 05:20	12/20/22 06:20	1
M2-6:2 FTS	115		25 - 150				12/15/22 05:20	12/20/22 06:20	1
M2-8:2 FTS	127		25 - 150				12/15/22 05:20	12/20/22 06:20	1
13C3 HFPO-DA	79		25 - 150				12/15/22 05:20	12/20/22 06:20	1
13C2 10:2 FTS	106		25 - 150				12/15/22 05:20	12/20/22 06:20	1

Client Sample Results

Client: Stantec Consulting Corp.
 Project/Site: Cedarburg Light and Utility 193709024

Job ID: 500-226551-1

Client Sample ID: MW1

Lab Sample ID: 500-226551-3

Date Collected: 12/08/22 10:45

Matrix: Water

Date Received: 12/09/22 14:29

Method: SW846 8260B - Volatile Organic Compounds (GC/MS)

Analyte	Result	Qualifier	RL	MDL	Unit	D	Prepared	Analyzed	Dil Fac
1,1,1,2-Tetrachloroethane	<0.46		1.0	0.46	ug/L			12/16/22 13:31	1
1,1,1-Trichloroethane	<0.38		1.0	0.38	ug/L			12/16/22 13:31	1
1,1,2,2-Tetrachloroethane	<0.40		1.0	0.40	ug/L			12/16/22 13:31	1
1,1,2-Trichloroethane	<0.35		1.0	0.35	ug/L			12/16/22 13:31	1
1,1-Dichloroethane	<0.41		1.0	0.41	ug/L			12/16/22 13:31	1
1,1-Dichloroethene	<0.39		1.0	0.39	ug/L			12/16/22 13:31	1
1,1-Dichloropropene	<0.30		1.0	0.30	ug/L			12/16/22 13:31	1
1,2,3-Trichlorobenzene	<0.46		1.0	0.46	ug/L			12/16/22 13:31	1
1,2,3-Trichloropropane	<0.41		2.0	0.41	ug/L			12/16/22 13:31	1
1,2,4-Trichlorobenzene	<0.34		1.0	0.34	ug/L			12/16/22 13:31	1
1,2,4-Trimethylbenzene	<0.36		1.0	0.36	ug/L			12/16/22 13:31	1
1,2-Dibromo-3-Chloropropane	<2.0		5.0	2.0	ug/L			12/16/22 13:31	1
1,2-Dibromoethane	<0.39		1.0	0.39	ug/L			12/16/22 13:31	1
1,2-Dichlorobenzene	<0.33		1.0	0.33	ug/L			12/16/22 13:31	1
1,2-Dichloroethane	<0.39		1.0	0.39	ug/L			12/16/22 13:31	1
1,2-Dichloropropane	<0.43		1.0	0.43	ug/L			12/16/22 13:31	1
1,3,5-Trimethylbenzene	<0.25		1.0	0.25	ug/L			12/16/22 13:31	1
1,3-Dichlorobenzene	<0.40		1.0	0.40	ug/L			12/16/22 13:31	1
1,3-Dichloropropane	<0.36		1.0	0.36	ug/L			12/16/22 13:31	1
1,4-Dichlorobenzene	<0.36		1.0	0.36	ug/L			12/16/22 13:31	1
2,2-Dichloropropane	<0.44		1.0	0.44	ug/L			12/16/22 13:31	1
2-Chlorotoluene	<0.31		1.0	0.31	ug/L			12/16/22 13:31	1
4-Chlorotoluene	<0.35		1.0	0.35	ug/L			12/16/22 13:31	1
Benzene	<0.15		0.50	0.15	ug/L			12/16/22 13:31	1
Bromobenzene	<0.36		1.0	0.36	ug/L			12/16/22 13:31	1
Bromochloromethane	<0.43		1.0	0.43	ug/L			12/16/22 13:31	1
Dichlorobromomethane	<0.37		1.0	0.37	ug/L			12/16/22 13:31	1
Bromoform	<0.48		1.0	0.48	ug/L			12/16/22 13:31	1
Bromomethane	<0.80		3.0	0.80	ug/L			12/16/22 13:31	1
Carbon tetrachloride	<0.38		1.0	0.38	ug/L			12/16/22 13:31	1
Chlorobenzene	<0.39		1.0	0.39	ug/L			12/16/22 13:31	1
Chloroethane	<0.51		1.0	0.51	ug/L			12/16/22 13:31	1
Chloroform	<0.37		2.0	0.37	ug/L			12/16/22 13:31	1
Chloromethane	<0.32		1.0	0.32	ug/L			12/16/22 13:31	1
cis-1,2-Dichloroethene	<0.41		1.0	0.41	ug/L			12/16/22 13:31	1
cis-1,3-Dichloropropene	<0.42		1.0	0.42	ug/L			12/16/22 13:31	1
Dibromochloromethane	<0.49		1.0	0.49	ug/L			12/16/22 13:31	1
Dibromomethane	<0.27		1.0	0.27	ug/L			12/16/22 13:31	1
Dichlorodifluoromethane	<0.67		3.0	0.67	ug/L			12/16/22 13:31	1
Ethylbenzene	<0.18		0.50	0.18	ug/L			12/16/22 13:31	1
Hexachlorobutadiene	<0.45		1.0	0.45	ug/L			12/16/22 13:31	1
Isopropyl ether	<0.28		1.0	0.28	ug/L			12/16/22 13:31	1
Isopropylbenzene	<0.39		1.0	0.39	ug/L			12/16/22 13:31	1
Methyl tert-butyl ether	<0.39		1.0	0.39	ug/L			12/16/22 13:31	1
Methylene Chloride	<1.6		5.0	1.6	ug/L			12/16/22 13:31	1
Naphthalene	<0.34		1.0	0.34	ug/L			12/16/22 13:31	1
n-Butylbenzene	<0.39		1.0	0.39	ug/L			12/16/22 13:31	1
N-Propylbenzene	<0.41		1.0	0.41	ug/L			12/16/22 13:31	1
p-Isopropyltoluene	<0.36		1.0	0.36	ug/L			12/16/22 13:31	1

Euofins Chicago

Client Sample Results

Client: Stantec Consulting Corp.
Project/Site: Cedarburg Light and Utility 193709024

Job ID: 500-226551-1

Client Sample ID: MW1

Lab Sample ID: 500-226551-3

Date Collected: 12/08/22 10:45

Matrix: Water

Date Received: 12/09/22 14:29

Method: SW846 8260B - Volatile Organic Compounds (GC/MS) (Continued)

Analyte	Result	Qualifier	RL	MDL	Unit	D	Prepared	Analyzed	Dil Fac
sec-Butylbenzene	<0.40		1.0	0.40	ug/L			12/16/22 13:31	1
Styrene	<0.39		1.0	0.39	ug/L			12/16/22 13:31	1
tert-Butylbenzene	<0.40		1.0	0.40	ug/L			12/16/22 13:31	1
Tetrachloroethene	<0.37		1.0	0.37	ug/L			12/16/22 13:31	1
Toluene	<0.15		0.50	0.15	ug/L			12/16/22 13:31	1
trans-1,2-Dichloroethene	<0.35		1.0	0.35	ug/L			12/16/22 13:31	1
trans-1,3-Dichloropropene	<0.36		1.0	0.36	ug/L			12/16/22 13:31	1
Trichloroethene	<0.16		0.50	0.16	ug/L			12/16/22 13:31	1
Trichlorofluoromethane	<0.43		1.0	0.43	ug/L			12/16/22 13:31	1
Vinyl chloride	<0.20		1.0	0.20	ug/L			12/16/22 13:31	1
Xylenes, Total	<0.22		1.0	0.22	ug/L			12/16/22 13:31	1

Surrogate	%Recovery	Qualifier	Limits	Prepared	Analyzed	Dil Fac
1,2-Dichloroethane-d4 (Surr)	100		75 - 126		12/16/22 13:31	1
4-Bromofluorobenzene (Surr)	114		72 - 124		12/16/22 13:31	1
Dibromofluoromethane (Surr)	90		75 - 120		12/16/22 13:31	1
Toluene-d8 (Surr)	100		75 - 120		12/16/22 13:31	1

Method: EPA 537 (modified) - Fluorinated Alkyl Substances

Analyte	Result	Qualifier	RL	MDL	Unit	D	Prepared	Analyzed	Dil Fac
Perfluorobutanoic acid (PFBA)	20		4.6	2.2	ng/L		12/15/22 05:20	12/18/22 13:18	1
Perfluoropentanoic acid (PFPeA)	33		1.8	0.45	ng/L		12/15/22 05:20	12/18/22 13:18	1
Perfluorohexanoic acid (PFHxA)	32		1.8	0.53	ng/L		12/15/22 05:20	12/18/22 13:18	1
Perfluoroheptanoic acid (PFHpA)	16		1.8	0.23	ng/L		12/15/22 05:20	12/18/22 13:18	1
Perfluorooctanoic acid (PFOA)	24		1.8	0.78	ng/L		12/15/22 05:20	12/18/22 13:18	1
Perfluorononanoic acid (PFNA)	1.8		1.8	0.25	ng/L		12/15/22 05:20	12/18/22 13:18	1
Perfluorodecanoic acid (PFDA)	0.96	J	1.8	0.28	ng/L		12/15/22 05:20	12/18/22 13:18	1
Perfluoroundecanoic acid (PFUnA)	<1.0		1.8	1.0	ng/L		12/15/22 05:20	12/18/22 13:18	1
Perfluorododecanoic acid (PFDoA)	<0.50		1.8	0.50	ng/L		12/15/22 05:20	12/18/22 13:18	1
Perfluorotridecanoic acid (PFTriA)	<1.2		1.8	1.2	ng/L		12/15/22 05:20	12/18/22 13:18	1
Perfluorotetradecanoic acid (PFTeA)	<0.67		1.8	0.67	ng/L		12/15/22 05:20	12/18/22 13:18	1
Perfluoro-n-hexadecanoic acid (PFHxDA)	<0.82		1.8	0.82	ng/L		12/15/22 05:20	12/18/22 13:18	1
Perfluoro-n-octadecanoic acid (PFODA)	<0.86		1.8	0.86	ng/L		12/15/22 05:20	12/18/22 13:18	1
Perfluorobutanesulfonic acid (PFBS)	18		1.8	0.18	ng/L		12/15/22 05:20	12/18/22 13:18	1
Perfluoropentanesulfonic acid (PFPeS)	17		1.8	0.28	ng/L		12/15/22 05:20	12/18/22 13:18	1
Perfluorohexanesulfonic acid (PFHxS)	230		1.8	0.52	ng/L		12/15/22 05:20	12/18/22 13:18	1
Perfluoroheptanesulfonic acid (PFHpS)	9.5		1.8	0.17	ng/L		12/15/22 05:20	12/18/22 13:18	1
Perfluorononanesulfonic acid (PFNS)	0.57	J	1.8	0.34	ng/L		12/15/22 05:20	12/18/22 13:18	1
Perfluorodecanesulfonic acid (PFDS)	0.34	J	1.8	0.29	ng/L		12/15/22 05:20	12/18/22 13:18	1
Perfluorododecanesulfonic acid (PFDoS)	<0.89		1.8	0.89	ng/L		12/15/22 05:20	12/18/22 13:18	1
Perfluorooctanesulfonamide (FOSA)	1.8		1.8	0.90	ng/L		12/15/22 05:20	12/18/22 13:18	1
NEtFOSA	<0.80		1.8	0.80	ng/L		12/15/22 05:20	12/18/22 13:18	1

Eurofins Chicago

Client Sample Results

Client: Stantec Consulting Corp.
Project/Site: Cedarburg Light and Utility 193709024

Job ID: 500-226551-1

Client Sample ID: MW1

Lab Sample ID: 500-226551-3

Date Collected: 12/08/22 10:45

Matrix: Water

Date Received: 12/09/22 14:29

Method: EPA 537 (modified) - Fluorinated Alkyl Substances (Continued)

Analyte	Result	Qualifier	RL	MDL	Unit	D	Prepared	Analyzed	Dil Fac
NMeFOSA	<0.39		1.8	0.39	ng/L		12/15/22 05:20	12/18/22 13:18	1
NMeFOSAA	<1.1		4.6	1.1	ng/L		12/15/22 05:20	12/18/22 13:18	1
NEtFOSAA	<1.2		4.6	1.2	ng/L		12/15/22 05:20	12/18/22 13:18	1
NMeFOSE	<1.3		3.7	1.3	ng/L		12/15/22 05:20	12/18/22 13:18	1
NEtFOSE	<0.78		1.8	0.78	ng/L		12/15/22 05:20	12/18/22 13:18	1
4:2 FTS	<0.22		1.8	0.22	ng/L		12/15/22 05:20	12/18/22 13:18	1
6:2 FTS	<2.3		4.6	2.3	ng/L		12/15/22 05:20	12/18/22 13:18	1
8:2 FTS	<0.42		1.8	0.42	ng/L		12/15/22 05:20	12/18/22 13:18	1
10:2 FTS	<0.61		1.8	0.61	ng/L		12/15/22 05:20	12/18/22 13:18	1
4,8-Dioxa-3H-perfluorononanoic acid (ADONA)	<0.37		1.8	0.37	ng/L		12/15/22 05:20	12/18/22 13:18	1
HFPO-DA (GenX)	<1.4		3.7	1.4	ng/L		12/15/22 05:20	12/18/22 13:18	1
F-53B Major	<0.22		1.8	0.22	ng/L		12/15/22 05:20	12/18/22 13:18	1
F-53B Minor	<0.29		1.8	0.29	ng/L		12/15/22 05:20	12/18/22 13:18	1
Isotope Dilution	%Recovery	Qualifier	Limits				Prepared	Analyzed	Dil Fac
13C4 PFBA	78		25 - 150				12/15/22 05:20	12/18/22 13:18	1
13C5 PFPeA	95		25 - 150				12/15/22 05:20	12/18/22 13:18	1
13C2 PFHxA	107		25 - 150				12/15/22 05:20	12/18/22 13:18	1
13C4 PFHpA	99		25 - 150				12/15/22 05:20	12/18/22 13:18	1
13C4 PFOA	90		25 - 150				12/15/22 05:20	12/18/22 13:18	1
13C5 PFNA	92		25 - 150				12/15/22 05:20	12/18/22 13:18	1
13C2 PFDA	92		25 - 150				12/15/22 05:20	12/18/22 13:18	1
13C2 PFUnA	86		25 - 150				12/15/22 05:20	12/18/22 13:18	1
13C2 PFDoA	80		25 - 150				12/15/22 05:20	12/18/22 13:18	1
13C2 PFTeDA	70		25 - 150				12/15/22 05:20	12/18/22 13:18	1
13C2 PFHxDA	74		25 - 150				12/15/22 05:20	12/18/22 13:18	1
13C3 PFBS	102		25 - 150				12/15/22 05:20	12/18/22 13:18	1
18O2 PFHxS	98		25 - 150				12/15/22 05:20	12/18/22 13:18	1
13C4 PFOS	93		25 - 150				12/15/22 05:20	12/18/22 13:18	1
13C8 FOSA	97		10 - 150				12/15/22 05:20	12/18/22 13:18	1
d3-NMeFOSAA	89		25 - 150				12/15/22 05:20	12/18/22 13:18	1
d5-NEtFOSAA	82		25 - 150				12/15/22 05:20	12/18/22 13:18	1
d-N-MeFOSA-M	74		10 - 150				12/15/22 05:20	12/18/22 13:18	1
d-N-EtFOSA-M	60		10 - 150				12/15/22 05:20	12/18/22 13:18	1
d7-N-MeFOSE-M	63		10 - 150				12/15/22 05:20	12/18/22 13:18	1
d9-N-EtFOSE-M	66		10 - 150				12/15/22 05:20	12/18/22 13:18	1
M2-4:2 FTS	110		25 - 150				12/15/22 05:20	12/18/22 13:18	1
M2-6:2 FTS	93		25 - 150				12/15/22 05:20	12/18/22 13:18	1
M2-8:2 FTS	97		25 - 150				12/15/22 05:20	12/18/22 13:18	1
13C3 HFPO-DA	99		25 - 150				12/15/22 05:20	12/18/22 13:18	1
13C2 10:2 FTS	114		25 - 150				12/15/22 05:20	12/18/22 13:18	1

Method: EPA 537 (modified) - Fluorinated Alkyl Substances - DL

Analyte	Result	Qualifier	RL	MDL	Unit	D	Prepared	Analyzed	Dil Fac
Perfluorooctanesulfonic acid (PFOS)	740		9.2	2.5	ng/L		12/15/22 05:20	12/20/22 10:34	5
Isotope Dilution	%Recovery	Qualifier	Limits				Prepared	Analyzed	Dil Fac
13C4 PFOS	92		25 - 150				12/15/22 05:20	12/20/22 10:34	5

Eurofins Chicago

Client Sample Results

Client: Stantec Consulting Corp.
Project/Site: Cedarburg Light and Utility 193709024

Job ID: 500-226551-1

Client Sample ID: PFAS Equipment Blank

Lab Sample ID: 500-226551-4

Date Collected: 12/08/22 10:00

Matrix: Water

Date Received: 12/09/22 14:29

Method: EPA 537 (modified) - Fluorinated Alkyl Substances

Analyte	Result	Qualifier	RL	MDL	Unit	D	Prepared	Analyzed	Dil Fac
Perfluorobutanoic acid (PFBA)	<2.2		4.5	2.2	ng/L		12/15/22 05:20	12/18/22 13:28	1
Perfluoropentanoic acid (PFPeA)	<0.44		1.8	0.44	ng/L		12/15/22 05:20	12/18/22 13:28	1
Perfluorohexanoic acid (PFHxA)	<0.52		1.8	0.52	ng/L		12/15/22 05:20	12/18/22 13:28	1
Perfluoroheptanoic acid (PFHpA)	<0.23		1.8	0.23	ng/L		12/15/22 05:20	12/18/22 13:28	1
Perfluorooctanoic acid (PFOA)	<0.77		1.8	0.77	ng/L		12/15/22 05:20	12/18/22 13:28	1
Perfluorononanoic acid (PFNA)	<0.24		1.8	0.24	ng/L		12/15/22 05:20	12/18/22 13:28	1
Perfluorodecanoic acid (PFDA)	<0.28		1.8	0.28	ng/L		12/15/22 05:20	12/18/22 13:28	1
Perfluoroundecanoic acid (PFUnA)	<0.99		1.8	0.99	ng/L		12/15/22 05:20	12/18/22 13:28	1
Perfluorododecanoic acid (PFDoA)	<0.50		1.8	0.50	ng/L		12/15/22 05:20	12/18/22 13:28	1
Perfluorotridecanoic acid (PFTriA)	<1.2		1.8	1.2	ng/L		12/15/22 05:20	12/18/22 13:28	1
Perfluorotetradecanoic acid (PFTeA)	<0.66		1.8	0.66	ng/L		12/15/22 05:20	12/18/22 13:28	1
Perfluoro-n-hexadecanoic acid (PFHxDA)	<0.80		1.8	0.80	ng/L		12/15/22 05:20	12/18/22 13:28	1
Perfluoro-n-octadecanoic acid (PFODA)	<0.85		1.8	0.85	ng/L		12/15/22 05:20	12/18/22 13:28	1
Perfluorobutanesulfonic acid (PFBS)	<0.18		1.8	0.18	ng/L		12/15/22 05:20	12/18/22 13:28	1
Perfluoropentanesulfonic acid (PFPeS)	<0.27		1.8	0.27	ng/L		12/15/22 05:20	12/18/22 13:28	1
Perfluorohexanesulfonic acid (PFHxS)	<0.51		1.8	0.51	ng/L		12/15/22 05:20	12/18/22 13:28	1
Perfluoroheptanesulfonic acid (PFHpS)	<0.17		1.8	0.17	ng/L		12/15/22 05:20	12/18/22 13:28	1
Perfluorooctanesulfonic acid (PFOS)	<0.49		1.8	0.49	ng/L		12/15/22 05:20	12/18/22 13:28	1
Perfluorononanesulfonic acid (PFNS)	<0.33		1.8	0.33	ng/L		12/15/22 05:20	12/18/22 13:28	1
Perfluorodecanesulfonic acid (PFDS)	<0.29		1.8	0.29	ng/L		12/15/22 05:20	12/18/22 13:28	1
Perfluorododecanesulfonic acid (PFDoS)	<0.88		1.8	0.88	ng/L		12/15/22 05:20	12/18/22 13:28	1
Perfluorooctanesulfonamide (FOSA)	<0.89		1.8	0.89	ng/L		12/15/22 05:20	12/18/22 13:28	1
NEtFOSA	<0.79		1.8	0.79	ng/L		12/15/22 05:20	12/18/22 13:28	1
NMeFOSA	<0.39		1.8	0.39	ng/L		12/15/22 05:20	12/18/22 13:28	1
NMeFOSAA	<1.1		4.5	1.1	ng/L		12/15/22 05:20	12/18/22 13:28	1
NEtFOSAA	<1.2		4.5	1.2	ng/L		12/15/22 05:20	12/18/22 13:28	1
NMeFOSE	<1.3		3.6	1.3	ng/L		12/15/22 05:20	12/18/22 13:28	1
NEtFOSE	<0.77		1.8	0.77	ng/L		12/15/22 05:20	12/18/22 13:28	1
4:2 FTS	<0.22		1.8	0.22	ng/L		12/15/22 05:20	12/18/22 13:28	1
6:2 FTS	<2.3		4.5	2.3	ng/L		12/15/22 05:20	12/18/22 13:28	1
8:2 FTS	<0.42		1.8	0.42	ng/L		12/15/22 05:20	12/18/22 13:28	1
10:2 FTS	<0.61		1.8	0.61	ng/L		12/15/22 05:20	12/18/22 13:28	1
4,8-Dioxa-3H-perfluorononanoic acid (ADONA)	<0.36		1.8	0.36	ng/L		12/15/22 05:20	12/18/22 13:28	1
HFPO-DA (GenX)	<1.4		3.6	1.4	ng/L		12/15/22 05:20	12/18/22 13:28	1
F-53B Major	<0.22		1.8	0.22	ng/L		12/15/22 05:20	12/18/22 13:28	1
F-53B Minor	<0.29		1.8	0.29	ng/L		12/15/22 05:20	12/18/22 13:28	1
<i>Isotope Dilution</i>	<i>%Recovery</i>	<i>Qualifier</i>	<i>Limits</i>				<i>Prepared</i>	<i>Analyzed</i>	<i>Dil Fac</i>
<i>13C4 PFBA</i>	<i>78</i>		<i>25 - 150</i>				<i>12/15/22 05:20</i>	<i>12/18/22 13:28</i>	<i>1</i>
<i>13C5 PFPeA</i>	<i>106</i>		<i>25 - 150</i>				<i>12/15/22 05:20</i>	<i>12/18/22 13:28</i>	<i>1</i>
<i>13C2 PFHxA</i>	<i>101</i>		<i>25 - 150</i>				<i>12/15/22 05:20</i>	<i>12/18/22 13:28</i>	<i>1</i>
<i>13C4 PFHpA</i>	<i>94</i>		<i>25 - 150</i>				<i>12/15/22 05:20</i>	<i>12/18/22 13:28</i>	<i>1</i>
<i>13C4 PFOA</i>	<i>96</i>		<i>25 - 150</i>				<i>12/15/22 05:20</i>	<i>12/18/22 13:28</i>	<i>1</i>
<i>13C5 PFNA</i>	<i>103</i>		<i>25 - 150</i>				<i>12/15/22 05:20</i>	<i>12/18/22 13:28</i>	<i>1</i>
<i>13C2 PFDA</i>	<i>106</i>		<i>25 - 150</i>				<i>12/15/22 05:20</i>	<i>12/18/22 13:28</i>	<i>1</i>
<i>13C2 PFUnA</i>	<i>104</i>		<i>25 - 150</i>				<i>12/15/22 05:20</i>	<i>12/18/22 13:28</i>	<i>1</i>

Eurofins Chicago

Client Sample Results

Client: Stantec Consulting Corp.
 Project/Site: Cedarburg Light and Utility 193709024

Job ID: 500-226551-1

Client Sample ID: PFAS Equipment Blank

Lab Sample ID: 500-226551-4

Date Collected: 12/08/22 10:00

Matrix: Water

Date Received: 12/09/22 14:29

Method: EPA 537 (modified) - Fluorinated Alkyl Substances (Continued)

<i>Isotope Dilution</i>	<i>%Recovery</i>	<i>Qualifier</i>	<i>Limits</i>	<i>Prepared</i>	<i>Analyzed</i>	<i>Dil Fac</i>
13C2 PFDoA	108		25 - 150	12/15/22 05:20	12/18/22 13:28	1
13C2 PFTeDA	96		25 - 150	12/15/22 05:20	12/18/22 13:28	1
13C2 PFHxDA	88		25 - 150	12/15/22 05:20	12/18/22 13:28	1
13C3 PFBS	115		25 - 150	12/15/22 05:20	12/18/22 13:28	1
18O2 PFHxS	110		25 - 150	12/15/22 05:20	12/18/22 13:28	1
13C4 PFOS	106		25 - 150	12/15/22 05:20	12/18/22 13:28	1
13C8 FOSA	107		10 - 150	12/15/22 05:20	12/18/22 13:28	1
d3-NMeFOSAA	100		25 - 150	12/15/22 05:20	12/18/22 13:28	1
d5-NEtFOSAA	99		25 - 150	12/15/22 05:20	12/18/22 13:28	1
d-N-MeFOSA-M	93		10 - 150	12/15/22 05:20	12/18/22 13:28	1
d-N-EtFOSA-M	85		10 - 150	12/15/22 05:20	12/18/22 13:28	1
d7-N-MeFOSE-M	87		10 - 150	12/15/22 05:20	12/18/22 13:28	1
d9-N-EtFOSE-M	96		10 - 150	12/15/22 05:20	12/18/22 13:28	1
M2-4:2 FTS	81		25 - 150	12/15/22 05:20	12/18/22 13:28	1
M2-6:2 FTS	91		25 - 150	12/15/22 05:20	12/18/22 13:28	1
M2-8:2 FTS	103		25 - 150	12/15/22 05:20	12/18/22 13:28	1
13C3 HFPO-DA	110		25 - 150	12/15/22 05:20	12/18/22 13:28	1
13C2 10:2 FTS	116		25 - 150	12/15/22 05:20	12/18/22 13:28	1

Client Sample Results

Client: Stantec Consulting Corp.
Project/Site: Cedarburg Light and Utility 193709024

Job ID: 500-226551-1

Client Sample ID: Trip Blank

Lab Sample ID: 500-226551-5

Date Collected: 12/08/22 00:00

Matrix: Water

Date Received: 12/09/22 14:29

Method: SW846 8260B - Volatile Organic Compounds (GC/MS)

Analyte	Result	Qualifier	RL	MDL	Unit	D	Prepared	Analyzed	Dil Fac
1,1,1,2-Tetrachloroethane	<0.46		1.0	0.46	ug/L			12/16/22 13:55	1
1,1,1-Trichloroethane	<0.38		1.0	0.38	ug/L			12/16/22 13:55	1
1,1,2,2-Tetrachloroethane	<0.40		1.0	0.40	ug/L			12/16/22 13:55	1
1,1,2-Trichloroethane	<0.35		1.0	0.35	ug/L			12/16/22 13:55	1
1,1-Dichloroethane	<0.41		1.0	0.41	ug/L			12/16/22 13:55	1
1,1-Dichloroethene	<0.39		1.0	0.39	ug/L			12/16/22 13:55	1
1,1-Dichloropropene	<0.30		1.0	0.30	ug/L			12/16/22 13:55	1
1,2,3-Trichlorobenzene	<0.46		1.0	0.46	ug/L			12/16/22 13:55	1
1,2,3-Trichloropropane	<0.41		2.0	0.41	ug/L			12/16/22 13:55	1
1,2,4-Trichlorobenzene	<0.34		1.0	0.34	ug/L			12/16/22 13:55	1
1,2,4-Trimethylbenzene	<0.36		1.0	0.36	ug/L			12/16/22 13:55	1
1,2-Dibromo-3-Chloropropane	<2.0		5.0	2.0	ug/L			12/16/22 13:55	1
1,2-Dibromoethane	<0.39		1.0	0.39	ug/L			12/16/22 13:55	1
1,2-Dichlorobenzene	<0.33		1.0	0.33	ug/L			12/16/22 13:55	1
1,2-Dichloroethane	<0.39		1.0	0.39	ug/L			12/16/22 13:55	1
1,2-Dichloropropane	<0.43		1.0	0.43	ug/L			12/16/22 13:55	1
1,3,5-Trimethylbenzene	<0.25		1.0	0.25	ug/L			12/16/22 13:55	1
1,3-Dichlorobenzene	<0.40		1.0	0.40	ug/L			12/16/22 13:55	1
1,3-Dichloropropane	<0.36		1.0	0.36	ug/L			12/16/22 13:55	1
1,4-Dichlorobenzene	<0.36		1.0	0.36	ug/L			12/16/22 13:55	1
2,2-Dichloropropane	<0.44		1.0	0.44	ug/L			12/16/22 13:55	1
2-Chlorotoluene	<0.31		1.0	0.31	ug/L			12/16/22 13:55	1
4-Chlorotoluene	<0.35		1.0	0.35	ug/L			12/16/22 13:55	1
Benzene	<0.15		0.50	0.15	ug/L			12/16/22 13:55	1
Bromobenzene	<0.36		1.0	0.36	ug/L			12/16/22 13:55	1
Bromochloromethane	<0.43		1.0	0.43	ug/L			12/16/22 13:55	1
Dichlorobromomethane	<0.37		1.0	0.37	ug/L			12/16/22 13:55	1
Bromoform	<0.48		1.0	0.48	ug/L			12/16/22 13:55	1
Bromomethane	<0.80		3.0	0.80	ug/L			12/16/22 13:55	1
Carbon tetrachloride	<0.38		1.0	0.38	ug/L			12/16/22 13:55	1
Chlorobenzene	<0.39		1.0	0.39	ug/L			12/16/22 13:55	1
Chloroethane	<0.51		1.0	0.51	ug/L			12/16/22 13:55	1
Chloroform	<0.37		2.0	0.37	ug/L			12/16/22 13:55	1
Chloromethane	<0.32		1.0	0.32	ug/L			12/16/22 13:55	1
cis-1,2-Dichloroethene	<0.41		1.0	0.41	ug/L			12/16/22 13:55	1
cis-1,3-Dichloropropene	<0.42		1.0	0.42	ug/L			12/16/22 13:55	1
Dibromochloromethane	<0.49		1.0	0.49	ug/L			12/16/22 13:55	1
Dibromomethane	<0.27		1.0	0.27	ug/L			12/16/22 13:55	1
Dichlorodifluoromethane	<0.67		3.0	0.67	ug/L			12/16/22 13:55	1
Ethylbenzene	<0.18		0.50	0.18	ug/L			12/16/22 13:55	1
Hexachlorobutadiene	<0.45		1.0	0.45	ug/L			12/16/22 13:55	1
Isopropyl ether	<0.28		1.0	0.28	ug/L			12/16/22 13:55	1
Isopropylbenzene	<0.39		1.0	0.39	ug/L			12/16/22 13:55	1
Methyl tert-butyl ether	<0.39		1.0	0.39	ug/L			12/16/22 13:55	1
Methylene Chloride	<1.6		5.0	1.6	ug/L			12/16/22 13:55	1
Naphthalene	<0.34		1.0	0.34	ug/L			12/16/22 13:55	1
n-Butylbenzene	<0.39		1.0	0.39	ug/L			12/16/22 13:55	1
N-Propylbenzene	<0.41		1.0	0.41	ug/L			12/16/22 13:55	1
p-Isopropyltoluene	<0.36		1.0	0.36	ug/L			12/16/22 13:55	1

Eurofins Chicago

Client Sample Results

Client: Stantec Consulting Corp.
 Project/Site: Cedarburg Light and Utility 193709024

Job ID: 500-226551-1

Client Sample ID: Trip Blank

Lab Sample ID: 500-226551-5

Date Collected: 12/08/22 00:00

Matrix: Water

Date Received: 12/09/22 14:29

Method: SW846 8260B - Volatile Organic Compounds (GC/MS) (Continued)

Analyte	Result	Qualifier	RL	MDL	Unit	D	Prepared	Analyzed	Dil Fac
sec-Butylbenzene	<0.40		1.0	0.40	ug/L			12/16/22 13:55	1
Styrene	<0.39		1.0	0.39	ug/L			12/16/22 13:55	1
tert-Butylbenzene	<0.40		1.0	0.40	ug/L			12/16/22 13:55	1
Tetrachloroethene	<0.37		1.0	0.37	ug/L			12/16/22 13:55	1
Toluene	<0.15		0.50	0.15	ug/L			12/16/22 13:55	1
trans-1,2-Dichloroethene	<0.35		1.0	0.35	ug/L			12/16/22 13:55	1
trans-1,3-Dichloropropene	<0.36		1.0	0.36	ug/L			12/16/22 13:55	1
Trichloroethene	<0.16		0.50	0.16	ug/L			12/16/22 13:55	1
Trichlorofluoromethane	<0.43		1.0	0.43	ug/L			12/16/22 13:55	1
Vinyl chloride	<0.20		1.0	0.20	ug/L			12/16/22 13:55	1
Xylenes, Total	<0.22		1.0	0.22	ug/L			12/16/22 13:55	1

Surrogate	%Recovery	Qualifier	Limits	Prepared	Analyzed	Dil Fac
1,2-Dichloroethane-d4 (Surr)	107		75 - 126		12/16/22 13:55	1
4-Bromofluorobenzene (Surr)	115		72 - 124		12/16/22 13:55	1
Dibromofluoromethane (Surr)	92		75 - 120		12/16/22 13:55	1
Toluene-d8 (Surr)	104		75 - 120		12/16/22 13:55	1

Definitions/Glossary

Client: Stantec Consulting Corp.
Project/Site: Cedarburg Light and Utility 193709024

Job ID: 500-226551-1

Qualifiers

GC/MS VOA

Qualifier	Qualifier Description
J	Result is less than the RL but greater than or equal to the MDL and the concentration is an approximate value.

LCMS

Qualifier	Qualifier Description
G	The reported quantitation limit has been raised due to an exhibited elevated noise or matrix interference
J	Result is less than the RL but greater than or equal to the MDL and the concentration is an approximate value.

Glossary

Abbreviation	These commonly used abbreviations may or may not be present in this report.
▫	Listed under the "D" column to designate that the result is reported on a dry weight basis
%R	Percent Recovery
CFL	Contains Free Liquid
CFU	Colony Forming Unit
CNF	Contains No Free Liquid
DER	Duplicate Error Ratio (normalized absolute difference)
Dil Fac	Dilution Factor
DL	Detection Limit (DoD/DOE)
DL, RA, RE, IN	Indicates a Dilution, Re-analysis, Re-extraction, or additional Initial metals/anion analysis of the sample
DLC	Decision Level Concentration (Radiochemistry)
EDL	Estimated Detection Limit (Dioxin)
LOD	Limit of Detection (DoD/DOE)
LOQ	Limit of Quantitation (DoD/DOE)
MCL	EPA recommended "Maximum Contaminant Level"
MDA	Minimum Detectable Activity (Radiochemistry)
MDC	Minimum Detectable Concentration (Radiochemistry)
MDL	Method Detection Limit
ML	Minimum Level (Dioxin)
MPN	Most Probable Number
MQL	Method Quantitation Limit
NC	Not Calculated
ND	Not Detected at the reporting limit (or MDL or EDL if shown)
NEG	Negative / Absent
POS	Positive / Present
PQL	Practical Quantitation Limit
PRES	Presumptive
QC	Quality Control
RER	Relative Error Ratio (Radiochemistry)
RL	Reporting Limit or Requested Limit (Radiochemistry)
RPD	Relative Percent Difference, a measure of the relative difference between two points
TEF	Toxicity Equivalent Factor (Dioxin)
TEQ	Toxicity Equivalent Quotient (Dioxin)
TNTC	Too Numerous To Count

QC Association Summary

Client: Stantec Consulting Corp.
Project/Site: Cedarburg Light and Utility 193709024

Job ID: 500-226551-1

GC/MS VOA

Analysis Batch: 690146

Lab Sample ID	Client Sample ID	Prep Type	Matrix	Method	Prep Batch
500-226551-1	MW400	Total/NA	Water	8260B	
500-226551-2	MW200	Total/NA	Water	8260B	
500-226551-3	MW1	Total/NA	Water	8260B	
500-226551-5	Trip Blank	Total/NA	Water	8260B	
MB 500-690146/7	Method Blank	Total/NA	Water	8260B	
LCS 500-690146/5	Lab Control Sample	Total/NA	Water	8260B	

LCMS

Prep Batch: 640160

Lab Sample ID	Client Sample ID	Prep Type	Matrix	Method	Prep Batch
500-226551-1 - DL	MW400	Total/NA	Water	3535	
500-226551-1	MW400	Total/NA	Water	3535	
500-226551-2	MW200	Total/NA	Water	3535	
500-226551-3 - DL	MW1	Total/NA	Water	3535	
500-226551-3	MW1	Total/NA	Water	3535	
500-226551-4	PFAS Equipment Blank	Total/NA	Water	3535	
MB 320-640160/1-A	Method Blank	Total/NA	Water	3535	
LCS 320-640160/2-A	Lab Control Sample	Total/NA	Water	3535	

Analysis Batch: 640933

Lab Sample ID	Client Sample ID	Prep Type	Matrix	Method	Prep Batch
500-226551-1	MW400	Total/NA	Water	537 (modified)	640160
500-226551-3	MW1	Total/NA	Water	537 (modified)	640160
500-226551-4	PFAS Equipment Blank	Total/NA	Water	537 (modified)	640160
MB 320-640160/1-A	Method Blank	Total/NA	Water	537 (modified)	640160
LCS 320-640160/2-A	Lab Control Sample	Total/NA	Water	537 (modified)	640160

Analysis Batch: 641060

Lab Sample ID	Client Sample ID	Prep Type	Matrix	Method	Prep Batch
500-226551-1 - DL	MW400	Total/NA	Water	537 (modified)	640160
500-226551-2	MW200	Total/NA	Water	537 (modified)	640160
500-226551-3 - DL	MW1	Total/NA	Water	537 (modified)	640160

Surrogate Summary

Client: Stantec Consulting Corp.
Project/Site: Cedarburg Light and Utility 193709024

Job ID: 500-226551-1

Method: 8260B - Volatile Organic Compounds (GC/MS)

Matrix: Water

Prep Type: Total/NA

Percent Surrogate Recovery (Acceptance Limits)

Lab Sample ID	Client Sample ID	DCA	BFB	DBFM	TOL
		(75-126)	(72-124)	(75-120)	(75-120)
500-226551-1	MW400	105	112	93	100
500-226551-2	MW200	104	112	93	101
500-226551-3	MW1	100	114	90	100
500-226551-5	Trip Blank	107	115	92	104
LCS 500-690146/5	Lab Control Sample	100	115	89	100
MB 500-690146/7	Method Blank	103	114	84	100

Surrogate Legend

DCA = 1,2-Dichloroethane-d4 (Surr)

BFB = 4-Bromofluorobenzene (Surr)

DBFM = Dibromofluoromethane (Surr)

TOL = Toluene-d8 (Surr)

QC Sample Results

Client: Stantec Consulting Corp.
 Project/Site: Cedarburg Light and Utility 193709024

Job ID: 500-226551-1

Method: 8260B - Volatile Organic Compounds (GC/MS)

Lab Sample ID: MB 500-690146/7
Matrix: Water
Analysis Batch: 690146

Client Sample ID: Method Blank
Prep Type: Total/NA

Analyte	MB	MB	RL	MDL	Unit	D	Prepared	Analyzed	Dil Fac
	Result	Qualifier							
1,1,1,2-Tetrachloroethane	<0.46		1.0	0.46	ug/L			12/16/22 10:42	1
1,1,1-Trichloroethane	<0.38		1.0	0.38	ug/L			12/16/22 10:42	1
1,1,2,2-Tetrachloroethane	<0.40		1.0	0.40	ug/L			12/16/22 10:42	1
1,1,2-Trichloroethane	<0.35		1.0	0.35	ug/L			12/16/22 10:42	1
1,1-Dichloroethane	<0.41		1.0	0.41	ug/L			12/16/22 10:42	1
1,1-Dichloroethene	<0.39		1.0	0.39	ug/L			12/16/22 10:42	1
1,1-Dichloropropene	<0.30		1.0	0.30	ug/L			12/16/22 10:42	1
1,2,3-Trichlorobenzene	<0.46		1.0	0.46	ug/L			12/16/22 10:42	1
1,2,3-Trichloropropane	<0.41		2.0	0.41	ug/L			12/16/22 10:42	1
1,2,4-Trichlorobenzene	<0.34		1.0	0.34	ug/L			12/16/22 10:42	1
1,2,4-Trimethylbenzene	<0.36		1.0	0.36	ug/L			12/16/22 10:42	1
1,2-Dibromo-3-Chloropropane	<2.0		5.0	2.0	ug/L			12/16/22 10:42	1
1,2-Dibromoethane	<0.39		1.0	0.39	ug/L			12/16/22 10:42	1
1,2-Dichlorobenzene	<0.33		1.0	0.33	ug/L			12/16/22 10:42	1
1,2-Dichloroethane	<0.39		1.0	0.39	ug/L			12/16/22 10:42	1
1,2-Dichloropropane	<0.43		1.0	0.43	ug/L			12/16/22 10:42	1
1,3,5-Trimethylbenzene	<0.25		1.0	0.25	ug/L			12/16/22 10:42	1
1,3-Dichlorobenzene	<0.40		1.0	0.40	ug/L			12/16/22 10:42	1
1,3-Dichloropropane	<0.36		1.0	0.36	ug/L			12/16/22 10:42	1
1,4-Dichlorobenzene	<0.36		1.0	0.36	ug/L			12/16/22 10:42	1
2,2-Dichloropropane	<0.44		1.0	0.44	ug/L			12/16/22 10:42	1
2-Chlorotoluene	<0.31		1.0	0.31	ug/L			12/16/22 10:42	1
4-Chlorotoluene	<0.35		1.0	0.35	ug/L			12/16/22 10:42	1
Benzene	<0.15		0.50	0.15	ug/L			12/16/22 10:42	1
Bromobenzene	<0.36		1.0	0.36	ug/L			12/16/22 10:42	1
Bromochloromethane	<0.43		1.0	0.43	ug/L			12/16/22 10:42	1
Dichlorobromomethane	<0.37		1.0	0.37	ug/L			12/16/22 10:42	1
Bromoform	<0.48		1.0	0.48	ug/L			12/16/22 10:42	1
Bromomethane	<0.80		3.0	0.80	ug/L			12/16/22 10:42	1
Carbon tetrachloride	<0.38		1.0	0.38	ug/L			12/16/22 10:42	1
Chlorobenzene	<0.39		1.0	0.39	ug/L			12/16/22 10:42	1
Chloroethane	<0.51		1.0	0.51	ug/L			12/16/22 10:42	1
Chloroform	<0.37		2.0	0.37	ug/L			12/16/22 10:42	1
Chloromethane	<0.32		1.0	0.32	ug/L			12/16/22 10:42	1
cis-1,2-Dichloroethene	<0.41		1.0	0.41	ug/L			12/16/22 10:42	1
cis-1,3-Dichloropropene	<0.42		1.0	0.42	ug/L			12/16/22 10:42	1
Dibromochloromethane	<0.49		1.0	0.49	ug/L			12/16/22 10:42	1
Dibromomethane	<0.27		1.0	0.27	ug/L			12/16/22 10:42	1
Dichlorodifluoromethane	<0.67		3.0	0.67	ug/L			12/16/22 10:42	1
Ethylbenzene	<0.18		0.50	0.18	ug/L			12/16/22 10:42	1
Hexachlorobutadiene	<0.45		1.0	0.45	ug/L			12/16/22 10:42	1
Isopropyl ether	<0.28		1.0	0.28	ug/L			12/16/22 10:42	1
Isopropylbenzene	<0.39		1.0	0.39	ug/L			12/16/22 10:42	1
Methyl tert-butyl ether	<0.39		1.0	0.39	ug/L			12/16/22 10:42	1
Methylene Chloride	<1.6		5.0	1.6	ug/L			12/16/22 10:42	1
Naphthalene	<0.34		1.0	0.34	ug/L			12/16/22 10:42	1
n-Butylbenzene	<0.39		1.0	0.39	ug/L			12/16/22 10:42	1
N-Propylbenzene	<0.41		1.0	0.41	ug/L			12/16/22 10:42	1

Eurofins Chicago

QC Sample Results

Client: Stantec Consulting Corp.
 Project/Site: Cedarburg Light and Utility 193709024

Job ID: 500-226551-1

Method: 8260B - Volatile Organic Compounds (GC/MS) (Continued)

Lab Sample ID: MB 500-690146/7
Matrix: Water
Analysis Batch: 690146

Client Sample ID: Method Blank
Prep Type: Total/NA

Analyte	MB MB		RL	MDL	Unit	D	Prepared	Analyzed	Dil Fac
	Result	Qualifier							
p-Isopropyltoluene	<0.36		1.0	0.36	ug/L			12/16/22 10:42	1
sec-Butylbenzene	<0.40		1.0	0.40	ug/L			12/16/22 10:42	1
Styrene	<0.39		1.0	0.39	ug/L			12/16/22 10:42	1
tert-Butylbenzene	<0.40		1.0	0.40	ug/L			12/16/22 10:42	1
Tetrachloroethene	<0.37		1.0	0.37	ug/L			12/16/22 10:42	1
Toluene	<0.15		0.50	0.15	ug/L			12/16/22 10:42	1
trans-1,2-Dichloroethene	<0.35		1.0	0.35	ug/L			12/16/22 10:42	1
trans-1,3-Dichloropropene	<0.36		1.0	0.36	ug/L			12/16/22 10:42	1
Trichloroethene	<0.16		0.50	0.16	ug/L			12/16/22 10:42	1
Trichlorofluoromethane	<0.43		1.0	0.43	ug/L			12/16/22 10:42	1
Vinyl chloride	<0.20		1.0	0.20	ug/L			12/16/22 10:42	1
Xylenes, Total	<0.22		1.0	0.22	ug/L			12/16/22 10:42	1

Surrogate	MB MB		Limits	Prepared	Analyzed	Dil Fac
	%Recovery	Qualifier				
1,2-Dichloroethane-d4 (Surr)	103		75 - 126		12/16/22 10:42	1
4-Bromofluorobenzene (Surr)	114		72 - 124		12/16/22 10:42	1
Dibromofluoromethane (Surr)	84		75 - 120		12/16/22 10:42	1
Toluene-d8 (Surr)	100		75 - 120		12/16/22 10:42	1

Lab Sample ID: LCS 500-690146/5
Matrix: Water
Analysis Batch: 690146

Client Sample ID: Lab Control Sample
Prep Type: Total/NA

Analyte	Spike Added	LCS Result	LCS Qualifier	Unit	D	%Rec	%Rec Limits
1,1,1-Trichloroethane	50.0	50.9		ug/L		102	70 - 125
1,1,1,2-Tetrachloroethane	50.0	50.8		ug/L		102	62 - 140
1,1,2-Trichloroethane	50.0	50.4		ug/L		101	71 - 130
1,1-Dichloroethane	50.0	50.0		ug/L		100	70 - 125
1,1-Dichloroethene	50.0	49.2		ug/L		98	67 - 122
1,1-Dichloropropene	50.0	50.6		ug/L		101	70 - 121
1,2,3-Trichlorobenzene	50.0	45.8		ug/L		92	51 - 145
1,2,3-Trichloropropane	50.0	48.0		ug/L		96	50 - 133
1,2,4-Trichlorobenzene	50.0	50.0		ug/L		100	57 - 137
1,2,4-Trimethylbenzene	50.0	50.9		ug/L		102	70 - 123
1,2-Dibromo-3-Chloropropane	50.0	43.9		ug/L		88	56 - 123
1,2-Dibromoethane	50.0	45.8		ug/L		92	70 - 125
1,2-Dichlorobenzene	50.0	44.7		ug/L		89	70 - 125
1,2-Dichloroethane	50.0	49.4		ug/L		99	68 - 127
1,2-Dichloropropane	50.0	48.8		ug/L		98	67 - 130
1,3,5-Trimethylbenzene	50.0	51.5		ug/L		103	70 - 123
1,3-Dichlorobenzene	50.0	46.6		ug/L		93	70 - 125
1,3-Dichloropropane	50.0	50.6		ug/L		101	62 - 136
1,4-Dichlorobenzene	50.0	45.6		ug/L		91	70 - 120
2,2-Dichloropropane	50.0	51.9		ug/L		104	58 - 139
2-Chlorotoluene	50.0	52.9		ug/L		106	70 - 125
4-Chlorotoluene	50.0	53.9		ug/L		108	68 - 124
Benzene	50.0	47.4		ug/L		95	70 - 120

Eurofins Chicago

QC Sample Results

Client: Stantec Consulting Corp.
 Project/Site: Cedarburg Light and Utility 193709024

Job ID: 500-226551-1

Method: 8260B - Volatile Organic Compounds (GC/MS) (Continued)

Lab Sample ID: LCS 500-690146/5
Matrix: Water
Analysis Batch: 690146

Client Sample ID: Lab Control Sample
Prep Type: Total/NA

Analyte	Spike Added	LCS Result	LCS Qualifier	Unit	D	%Rec	%Rec Limits
Bromobenzene	50.0	48.1		ug/L		96	70 - 122
Bromochloromethane	50.0	40.8		ug/L		82	65 - 122
Dichlorobromomethane	50.0	48.7		ug/L		97	69 - 120
Bromoform	50.0	40.5		ug/L		81	56 - 132
Bromomethane	50.0	46.6		ug/L		93	40 - 152
Carbon tetrachloride	50.0	48.2		ug/L		96	59 - 133
Chlorobenzene	50.0	48.3		ug/L		97	70 - 120
Chloroethane	50.0	49.5		ug/L		99	48 - 136
Chloroform	50.0	50.1		ug/L		100	70 - 120
Chloromethane	50.0	57.3		ug/L		115	56 - 152
cis-1,2-Dichloroethene	50.0	45.3		ug/L		91	70 - 125
cis-1,3-Dichloropropene	50.0	49.9		ug/L		100	64 - 127
Dibromochloromethane	50.0	42.5		ug/L		85	68 - 125
Dibromomethane	50.0	45.3		ug/L		91	70 - 120
Dichlorodifluoromethane	50.0	60.2		ug/L		120	40 - 159
Ethylbenzene	50.0	47.0		ug/L		94	70 - 123
Hexachlorobutadiene	50.0	51.3		ug/L		103	51 - 150
Isopropylbenzene	50.0	51.7		ug/L		103	70 - 126
Methyl tert-butyl ether	50.0	49.9		ug/L		100	55 - 123
Methylene Chloride	50.0	45.6		ug/L		91	69 - 125
Naphthalene	50.0	45.4		ug/L		91	53 - 144
n-Butylbenzene	50.0	50.8		ug/L		102	68 - 125
N-Propylbenzene	50.0	52.9		ug/L		106	69 - 127
p-Isopropyltoluene	50.0	49.3		ug/L		99	70 - 125
sec-Butylbenzene	50.0	50.0		ug/L		100	70 - 123
Styrene	50.0	47.5		ug/L		95	70 - 120
tert-Butylbenzene	50.0	49.7		ug/L		99	70 - 121
Tetrachloroethene	50.0	49.4		ug/L		99	70 - 128
Toluene	50.0	51.8		ug/L		104	70 - 125
trans-1,2-Dichloroethene	50.0	47.9		ug/L		96	70 - 125
trans-1,3-Dichloropropene	50.0	48.7		ug/L		97	62 - 128
Trichloroethene	50.0	45.1		ug/L		90	70 - 125
Trichlorofluoromethane	50.0	50.4		ug/L		101	55 - 128
Vinyl chloride	50.0	48.5		ug/L		97	64 - 126
Xylenes, Total	100	99.6		ug/L		100	70 - 125

Surrogate	LCS %Recovery	LCS Qualifier	Limits
1,2-Dichloroethane-d4 (Surr)	100		75 - 126
4-Bromofluorobenzene (Surr)	115		72 - 124
Dibromofluoromethane (Surr)	89		75 - 120
Toluene-d8 (Surr)	100		75 - 120

QC Sample Results

Client: Stantec Consulting Corp.
 Project/Site: Cedarburg Light and Utility 193709024

Job ID: 500-226551-1

Method: 537 (modified) - Fluorinated Alkyl Substances

Lab Sample ID: MB 320-640160/1-A
Matrix: Water
Analysis Batch: 640933

Client Sample ID: Method Blank
Prep Type: Total/NA
Prep Batch: 640160

Analyte	MB	MB	RL	MDL	Unit	D	Prepared	Analyzed	Dil Fac
	Result	Qualifier							
Perfluorobutanoic acid (PFBA)	<2.4		5.0	2.4	ng/L		12/15/22 05:20	12/18/22 12:38	1
Perfluoropentanoic acid (PFPeA)	<0.49		2.0	0.49	ng/L		12/15/22 05:20	12/18/22 12:38	1
Perfluorohexanoic acid (PFHxA)	<0.58		2.0	0.58	ng/L		12/15/22 05:20	12/18/22 12:38	1
Perfluoroheptanoic acid (PFHpA)	<0.25		2.0	0.25	ng/L		12/15/22 05:20	12/18/22 12:38	1
Perfluorooctanoic acid (PFOA)	<0.85		2.0	0.85	ng/L		12/15/22 05:20	12/18/22 12:38	1
Perfluorononanoic acid (PFNA)	<0.27		2.0	0.27	ng/L		12/15/22 05:20	12/18/22 12:38	1
Perfluorodecanoic acid (PFDA)	<0.31		2.0	0.31	ng/L		12/15/22 05:20	12/18/22 12:38	1
Perfluoroundecanoic acid (PFUnA)	<1.1		2.0	1.1	ng/L		12/15/22 05:20	12/18/22 12:38	1
Perfluorododecanoic acid (PFDoA)	<0.55		2.0	0.55	ng/L		12/15/22 05:20	12/18/22 12:38	1
Perfluorotridecanoic acid (PFTriA)	<1.3		2.0	1.3	ng/L		12/15/22 05:20	12/18/22 12:38	1
Perfluorotetradecanoic acid (PFTeA)	<0.73		2.0	0.73	ng/L		12/15/22 05:20	12/18/22 12:38	1
Perfluoro-n-hexadecanoic acid (PFHxDA)	<0.89		2.0	0.89	ng/L		12/15/22 05:20	12/18/22 12:38	1
Perfluoro-n-octadecanoic acid (PFODA)	<0.94		2.0	0.94	ng/L		12/15/22 05:20	12/18/22 12:38	1
Perfluorobutanesulfonic acid (PFBS)	<0.20		2.0	0.20	ng/L		12/15/22 05:20	12/18/22 12:38	1
Perfluoropentanesulfonic acid (PFPeS)	<0.30		2.0	0.30	ng/L		12/15/22 05:20	12/18/22 12:38	1
Perfluorohexanesulfonic acid (PFHxS)	<0.57		2.0	0.57	ng/L		12/15/22 05:20	12/18/22 12:38	1
Perfluoroheptanesulfonic acid (PFHpS)	<0.19		2.0	0.19	ng/L		12/15/22 05:20	12/18/22 12:38	1
Perfluorooctanesulfonic acid (PFOS)	<0.54		2.0	0.54	ng/L		12/15/22 05:20	12/18/22 12:38	1
Perfluorononanesulfonic acid (PFNS)	<0.37		2.0	0.37	ng/L		12/15/22 05:20	12/18/22 12:38	1
Perfluorodecanesulfonic acid (PFDS)	<0.32		2.0	0.32	ng/L		12/15/22 05:20	12/18/22 12:38	1
Perfluorododecanesulfonic acid (PFDoS)	<0.97		2.0	0.97	ng/L		12/15/22 05:20	12/18/22 12:38	1
Perfluorooctanesulfonamide (FOSA)	<0.98		2.0	0.98	ng/L		12/15/22 05:20	12/18/22 12:38	1
NEtFOSA	<0.87		2.0	0.87	ng/L		12/15/22 05:20	12/18/22 12:38	1
NMeFOSA	<0.43		2.0	0.43	ng/L		12/15/22 05:20	12/18/22 12:38	1
NMeFOSAA	<1.2		5.0	1.2	ng/L		12/15/22 05:20	12/18/22 12:38	1
NEtFOSAA	<1.3		5.0	1.3	ng/L		12/15/22 05:20	12/18/22 12:38	1
NMeFOSE	<1.4		4.0	1.4	ng/L		12/15/22 05:20	12/18/22 12:38	1
NEtFOSE	<0.85		2.0	0.85	ng/L		12/15/22 05:20	12/18/22 12:38	1
4:2 FTS	<0.24		2.0	0.24	ng/L		12/15/22 05:20	12/18/22 12:38	1
6:2 FTS	<2.5		5.0	2.5	ng/L		12/15/22 05:20	12/18/22 12:38	1
8:2 FTS	<0.46		2.0	0.46	ng/L		12/15/22 05:20	12/18/22 12:38	1
10:2 FTS	<0.67		2.0	0.67	ng/L		12/15/22 05:20	12/18/22 12:38	1
4,8-Dioxa-3H-perfluorononanoic acid (ADONA)	<0.40		2.0	0.40	ng/L		12/15/22 05:20	12/18/22 12:38	1
HFPO-DA (GenX)	<1.5		4.0	1.5	ng/L		12/15/22 05:20	12/18/22 12:38	1
F-53B Major	<0.24		2.0	0.24	ng/L		12/15/22 05:20	12/18/22 12:38	1
F-53B Minor	<0.32		2.0	0.32	ng/L		12/15/22 05:20	12/18/22 12:38	1

Isotope Dilution	MB	MB	Limits	Prepared	Analyzed	Dil Fac
	%Recovery	Qualifier				
13C4 PFBA	102		25 - 150	12/15/22 05:20	12/18/22 12:38	1
13C5 PFPeA	109		25 - 150	12/15/22 05:20	12/18/22 12:38	1
13C2 PFHxA	109		25 - 150	12/15/22 05:20	12/18/22 12:38	1
13C4 PFHpA	108		25 - 150	12/15/22 05:20	12/18/22 12:38	1
13C4 PFOA	96		25 - 150	12/15/22 05:20	12/18/22 12:38	1
13C5 PFNA	106		25 - 150	12/15/22 05:20	12/18/22 12:38	1

Eurofins Chicago

QC Sample Results

Client: Stantec Consulting Corp.
Project/Site: Cedarburg Light and Utility 193709024

Job ID: 500-226551-1

Method: 537 (modified) - Fluorinated Alkyl Substances (Continued)

Lab Sample ID: MB 320-640160/1-A
Matrix: Water
Analysis Batch: 640933

Client Sample ID: Method Blank
Prep Type: Total/NA
Prep Batch: 640160

Isotope Dilution	MB MB		Limits	Prepared	Analyzed	Dil Fac
	%Recovery	Qualifier				
13C2 PFDA	110		25 - 150	12/15/22 05:20	12/18/22 12:38	1
13C2 PFUnA	108		25 - 150	12/15/22 05:20	12/18/22 12:38	1
13C2 PFDoA	107		25 - 150	12/15/22 05:20	12/18/22 12:38	1
13C2 PFTeDA	104		25 - 150	12/15/22 05:20	12/18/22 12:38	1
13C2 PFHxDA	96		25 - 150	12/15/22 05:20	12/18/22 12:38	1
13C3 PFBS	129		25 - 150	12/15/22 05:20	12/18/22 12:38	1
18O2 PFHxS	114		25 - 150	12/15/22 05:20	12/18/22 12:38	1
13C4 PFOS	113		25 - 150	12/15/22 05:20	12/18/22 12:38	1
13C8 FOSA	120		10 - 150	12/15/22 05:20	12/18/22 12:38	1
d3-NMeFOSAA	108		25 - 150	12/15/22 05:20	12/18/22 12:38	1
d5-NEtFOSAA	104		25 - 150	12/15/22 05:20	12/18/22 12:38	1
d-N-MeFOSA-M	83		10 - 150	12/15/22 05:20	12/18/22 12:38	1
d-N-EtFOSA-M	81		10 - 150	12/15/22 05:20	12/18/22 12:38	1
d7-N-MeFOSE-M	94		10 - 150	12/15/22 05:20	12/18/22 12:38	1
d9-N-EtFOSE-M	104		10 - 150	12/15/22 05:20	12/18/22 12:38	1
M2-4:2 FTS	94		25 - 150	12/15/22 05:20	12/18/22 12:38	1
M2-6:2 FTS	95		25 - 150	12/15/22 05:20	12/18/22 12:38	1
M2-8:2 FTS	113		25 - 150	12/15/22 05:20	12/18/22 12:38	1
13C3 HFPO-DA	110		25 - 150	12/15/22 05:20	12/18/22 12:38	1
13C2 10:2 FTS	129		25 - 150	12/15/22 05:20	12/18/22 12:38	1

Lab Sample ID: LCS 320-640160/2-A
Matrix: Water
Analysis Batch: 640933

Client Sample ID: Lab Control Sample
Prep Type: Total/NA
Prep Batch: 640160

Analyte	Spike Added	LCS Result	LCS Qualifier	Unit	D	%Rec	%Rec Limits
Perfluoropentanoic acid (PFPeA)	40.0	43.9		ng/L		110	60 - 135
Perfluorohexanoic acid (PFHxA)	40.0	42.4		ng/L		106	60 - 135
Perfluoroheptanoic acid (PFHpA)	40.0	42.9		ng/L		107	60 - 135
Perfluorooctanoic acid (PFOA)	40.0	43.5		ng/L		109	60 - 135
Perfluorononanoic acid (PFNA)	40.0	41.0		ng/L		102	60 - 135
Perfluorodecanoic acid (PFDA)	40.0	44.1		ng/L		110	60 - 135
Perfluoroundecanoic acid (PFUnA)	40.0	41.5		ng/L		104	60 - 135
Perfluorododecanoic acid (PFDoA)	40.0	49.1		ng/L		123	60 - 135
Perfluorotridecanoic acid (PFTriA)	40.0	45.5		ng/L		114	60 - 135
Perfluorotetradecanoic acid (PFTeA)	40.0	38.2		ng/L		95	60 - 135
Perfluoro-n-hexadecanoic acid (PFHxDA)	40.0	53.7		ng/L		134	60 - 135
Perfluoro-n-octadecanoic acid (PFODA)	40.0	30.6		ng/L		76	60 - 135
Perfluorobutanesulfonic acid (PFBS)	35.5	36.4		ng/L		103	60 - 135
Perfluoropentanesulfonic acid (PFPeS)	37.6	39.2		ng/L		104	60 - 135
Perfluorohexanesulfonic acid (PFHxS)	36.5	38.2		ng/L		105	60 - 135

Eurofins Chicago

QC Sample Results

Client: Stantec Consulting Corp.
 Project/Site: Cedarburg Light and Utility 193709024

Job ID: 500-226551-1

Method: 537 (modified) - Fluorinated Alkyl Substances (Continued)

Lab Sample ID: LCS 320-640160/2-A
Matrix: Water
Analysis Batch: 640933

Client Sample ID: Lab Control Sample
Prep Type: Total/NA
Prep Batch: 640160

Analyte	Spike Added	LCS Result	LCS Qualifier	Unit	D	%Rec	%Rec Limits
Perfluoroheptanesulfonic acid (PFHpS)	38.2	41.1		ng/L		108	60 - 135
Perfluorooctanesulfonic acid (PFOS)	37.2	40.4		ng/L		108	60 - 135
Perfluorononanesulfonic acid (PFNS)	38.5	43.1		ng/L		112	60 - 135
Perfluorodecanesulfonic acid (PFDS)	38.6	48.0		ng/L		124	60 - 135
Perfluorododecanesulfonic acid (PFDoS)	38.8	46.3		ng/L		119	60 - 135
Perfluorooctanesulfonamide (FOSA)	40.0	41.8		ng/L		104	60 - 135
NEtFOSA	40.0	46.7		ng/L		117	60 - 135
NMeFOSA	40.0	45.2		ng/L		113	60 - 135
NMeFOSAA	40.0	42.8		ng/L		107	60 - 135
NEtFOSAA	40.0	43.0		ng/L		108	60 - 135
NMeFOSE	40.0	45.7		ng/L		114	60 - 135
NEtFOSE	40.0	37.4		ng/L		93	60 - 135
4:2 FTS	37.5	41.1		ng/L		109	60 - 135
6:2 FTS	38.1	43.1		ng/L		113	60 - 135
8:2 FTS	38.4	39.7		ng/L		103	60 - 135
10:2 FTS	38.6	37.4		ng/L		97	60 - 135
4,8-Dioxa-3H-perfluorononanoic acid (ADONA)	37.8	40.4		ng/L		107	60 - 135
HFPO-DA (GenX)	40.0	40.1		ng/L		100	60 - 135
F-53B Major	37.4	42.6		ng/L		114	60 - 135
F-53B Minor	37.8	41.8		ng/L		111	60 - 135

Isotope Dilution	LCS %Recovery	LCS Qualifier	Limits
13C4 PFBA	103		25 - 150
13C5 PFPeA	104		25 - 150
13C2 PFHxA	106		25 - 150
13C4 PFHpA	101		25 - 150
13C4 PFOA	98		25 - 150
13C5 PFNA	103		25 - 150
13C2 PFDA	102		25 - 150
13C2 PFUnA	107		25 - 150
13C2 PFDoA	97		25 - 150
13C2 PFTeDA	95		25 - 150
13C2 PFHxDA	81		25 - 150
13C3 PFBS	112		25 - 150
18O2 PFHxS	108		25 - 150
13C4 PFOS	105		25 - 150
13C8 FOSA	109		10 - 150
d3-NMeFOSAA	101		25 - 150
d5-NEtFOSAA	101		25 - 150
d-N-MeFOSA-M	90		10 - 150
d-N-EtFOSA-M	89		10 - 150
d7-N-MeFOSE-M	90		10 - 150
d9-N-EtFOSE-M	107		10 - 150

QC Sample Results

Client: Stantec Consulting Corp.
Project/Site: Cedarburg Light and Utility 193709024

Job ID: 500-226551-1

Method: 537 (modified) - Fluorinated Alkyl Substances (Continued)

Lab Sample ID: LCS 320-640160/2-A
Matrix: Water
Analysis Batch: 640933

Client Sample ID: Lab Control Sample
Prep Type: Total/NA
Prep Batch: 640160

<i>Isotope Dilution</i>	<i>LCS LCS</i>		<i>Limits</i>
	<i>%Recovery</i>	<i>Qualifier</i>	
<i>M2-4:2 FTS</i>	81		25 - 150
<i>M2-6:2 FTS</i>	86		25 - 150
<i>M2-8:2 FTS</i>	106		25 - 150
<i>13C3 HFPO-DA</i>	107		25 - 150
<i>13C2 10:2 FTS</i>	118		25 - 150

- 1
- 2
- 3
- 4
- 5
- 6
- 7
- 8
- 9
- 10
- 11
- 12
- 13
- 14
- 15
- 16
- 17

Lab Chronicle

Client: Stantec Consulting Corp.
Project/Site: Cedarburg Light and Utility 193709024

Job ID: 500-226551-1

Client Sample ID: MW400

Lab Sample ID: 500-226551-1

Date Collected: 12/08/22 09:00

Matrix: Water

Date Received: 12/09/22 14:29

Prep Type	Batch Type	Batch Method	Run	Dilution Factor	Batch Number	Analyst	Lab	Prepared or Analyzed
Total/NA	Analysis	8260B		1	690146	PSP	EET CHI	12/16/22 12:43
Total/NA	Prep	3535	DL		640160	NSS	EET SAC	12/15/22 05:20
Total/NA	Analysis	537 (modified)	DL	5	641060	S1M	EET SAC	12/20/22 10:24
Total/NA	Prep	3535			640160	NSS	EET SAC	12/15/22 05:20
Total/NA	Analysis	537 (modified)		1	640933	K1S	EET SAC	12/18/22 12:58

Client Sample ID: MW200

Lab Sample ID: 500-226551-2

Date Collected: 12/08/22 09:30

Matrix: Water

Date Received: 12/09/22 14:29

Prep Type	Batch Type	Batch Method	Run	Dilution Factor	Batch Number	Analyst	Lab	Prepared or Analyzed
Total/NA	Analysis	8260B		1	690146	PSP	EET CHI	12/16/22 13:07
Total/NA	Prep	3535			640160	NSS	EET SAC	12/15/22 05:20
Total/NA	Analysis	537 (modified)		1	641060	S1M	EET SAC	12/20/22 06:20

Client Sample ID: MW1

Lab Sample ID: 500-226551-3

Date Collected: 12/08/22 10:45

Matrix: Water

Date Received: 12/09/22 14:29

Prep Type	Batch Type	Batch Method	Run	Dilution Factor	Batch Number	Analyst	Lab	Prepared or Analyzed
Total/NA	Analysis	8260B		1	690146	PSP	EET CHI	12/16/22 13:31
Total/NA	Prep	3535	DL		640160	NSS	EET SAC	12/15/22 05:20
Total/NA	Analysis	537 (modified)	DL	5	641060	S1M	EET SAC	12/20/22 10:34
Total/NA	Prep	3535			640160	NSS	EET SAC	12/15/22 05:20
Total/NA	Analysis	537 (modified)		1	640933	K1S	EET SAC	12/18/22 13:18

Client Sample ID: PFAS Equipment Blank

Lab Sample ID: 500-226551-4

Date Collected: 12/08/22 10:00

Matrix: Water

Date Received: 12/09/22 14:29

Prep Type	Batch Type	Batch Method	Run	Dilution Factor	Batch Number	Analyst	Lab	Prepared or Analyzed
Total/NA	Prep	3535			640160	NSS	EET SAC	12/15/22 05:20
Total/NA	Analysis	537 (modified)		1	640933	K1S	EET SAC	12/18/22 13:28

Client Sample ID: Trip Blank

Lab Sample ID: 500-226551-5

Date Collected: 12/08/22 00:00

Matrix: Water

Date Received: 12/09/22 14:29

Prep Type	Batch Type	Batch Method	Run	Dilution Factor	Batch Number	Analyst	Lab	Prepared or Analyzed
Total/NA	Analysis	8260B		1	690146	PSP	EET CHI	12/16/22 13:55

Laboratory References:

EET CHI = Eurofins Chicago, 2417 Bond Street, University Park, IL 60484, TEL (708)534-5200

EET SAC = Eurofins Sacramento, 880 Riverside Parkway, West Sacramento, CA 95605, TEL (916)373-5600

Accreditation/Certification Summary

Client: Stantec Consulting Corp.
 Project/Site: Cedarburg Light and Utility 193709024

Job ID: 500-226551-1

Laboratory: Eurofins Chicago

The accreditations/certifications listed below are applicable to this report.

Authority	Program	Identification Number	Expiration Date
Wisconsin	State	999580010	08-31-23

Laboratory: Eurofins Sacramento

All accreditations/certifications held by this laboratory are listed. Not all accreditations/certifications are applicable to this report.

Authority	Program	Identification Number	Expiration Date
Alaska (UST)	State	17-020	02-20-24
ANAB	Dept. of Defense ELAP	L2468	01-20-24
ANAB	Dept. of Energy	L2468.01	01-20-24
ANAB	ISO/IEC 17025	L2468	01-20-24
Arizona	State	AZ0708	08-11-23
Arkansas DEQ	State	88-0691	06-17-23
California	State	2897	01-31-23
Colorado	State	CA0004	08-31-23
Florida	NELAP	E87570	06-30-23
Georgia	State	4040	01-30-23
Hawaii	State	<cert No.>	01-29-23
Illinois	NELAP	200060	03-17-24
Kansas	NELAP	E-10375	10-31-23
Louisiana	NELAP	01944	06-30-23
Louisiana (All)	NELAP	01944	06-30-23
Maine	State	CA00004	04-14-24
Michigan	State	9947	01-31-23
Nevada	State	CA00044	07-31-23
New Hampshire	NELAP	2997	04-18-23
New Jersey	NELAP	CA005	06-30-23
New York	NELAP	11666	04-01-23
Ohio	State	41252	01-29-23
Oregon	NELAP	4040	01-29-23
Texas	NELAP	T104704399-19-13	05-31-23
US Fish & Wildlife	US Federal Programs	58448	04-30-23
USDA	US Federal Programs	P330-18-00239	01-23-23
Utah	NELAP	CA000442021-12	02-28-23
Virginia	NELAP	460278	03-14-23
Washington	State	C581	05-05-23
Wisconsin	State	998204680	08-31-23
Wyoming	State Program	8TMS-L	01-28-19 *

* Accreditation/Certification renewal pending - accreditation/certification considered valid.

Eurofins Chicago

2417 Bond Street
University Park IL 60484
Phone 708-534-5200 Fax 708-534 5211

Chain of Custody Record



Client Information Client Contact: Madeline Edwards Stu Gross		Sampler: Madeline Edwards Phone:		Lab PM: Fredrick Sandie E-Mail: Sandra.Fredrick@et.eurofinsus.com		Carrier Tracking No(s): 500-226551 COC 1 State of Origin:							
Company: Stantec Consulting Corp Address: 12080 Corporate Parkway City: Mequon State: WI Zip: 53092 Phone: 193709024 Email: stu.gross@stantec.com			PWS ID: Due Date Requested: TAT Requested (days): Standard (10days) Compliance Project: <input type="checkbox"/> Yes <input checked="" type="checkbox"/> No		Analysis Requested: Job #: 500-226551 Preservation Codes: A HCL M Hexane B NaOH N None C Zn Acetate O AsNaO2 D Nitric Acid P Na2O4S E NaHSO4 Q Na2SO3 F MeOH R Na2S2O3 G Amchlor S H2SO4 H Ascorbic Acid T TSP Dodecahydrate I ce Acetone J D Water V MCAA K EDTA W pH 4-5 L ELA Y Trizma Z other (specify)								
Project Name: Cedarburg Light & Utility 193709024 Site:		Project #: 50006565 S5OW#:		Field Filtered Sample (Yes or No): Perform MS/MSD (Yes or No): 8260B VOC: PFC_IDA_WI PFAS Standard List (38 Analytes):		Total Number of Containers: Special Instructions/Note:							
Sample Identification	Sample Date	Sample Time	Sample Type (C=Comp G=grab)	Matrix (W=water S=solid, O=waste/soil, BT=Tissue, A=Air)	A	N					Total Number of Containers	Special Instructions/Note	
MW400	12/8/22	0900	G	Water	X	X					5		
MW200	↓	0930	↓	Water	X	X					5		
MW1		1045		Water	X	X					5	Turbid	
PFAS Equipment Blank		1000		Water		X						2	
Trip Blank		—		Water	X							3	
						Water							
Possible Hazard Identification: <input type="checkbox"/> Non-Hazard <input type="checkbox"/> Flammable <input type="checkbox"/> Skin Irritant <input type="checkbox"/> Poison B <input checked="" type="checkbox"/> Unknown <input type="checkbox"/> Radiological				Sample Disposal (A fee may be assessed if samples are retained longer than 1 month): <input type="checkbox"/> Return To Client <input checked="" type="checkbox"/> Disposal By Lab <input type="checkbox"/> Archive For _____ Months									
Deliverable Requested I II III IV Other (specify)				Special Instructions/QC Requirements: MSA #40411									
Empty Kit Relinquished by:		Date:		Time:		Method of Shipment:							
Relinquished by: M. Edwards		Date/Time: 12/8/22, 1500		Company: stantec		Received by: [Signature]		Date/Time: 12/19/22 0925		Company:			
Relinquished by:		Date/Time:		Company:		Received by:		Date/Time:		Company:			
Custody Seals Intact <input type="checkbox"/> Yes <input checked="" type="checkbox"/> No		Custody Seal No:		Cooler Temperature(s) °C and Other Remarks: 2.3 → 1.3									

2
3
4
5
6
7
8
9
10
11
12
13
14
15
16
17

RT 519
ST 17
5
10 J1
A
1604
1 09

Pa # 0493-434 INTW EXP 0622

500-226551 Way/D



ORIGIN ID:RRLA (262) 202-5955
STU GROSS
STANTEC
12080 CORPORATE PARKWAY
SUITE 200
MEQUON, WI 53092
UNITED STATES US

SHIP DATE: 06DEC22
ACTWGT: 15.00 LB MAN
CAD: 0269688/CAFE3616

REF: 4906/53245

TO **SAMPLE RECEIPT**
EUROFINS
2417 BOND ST.

UNIVERSITY PARK IL 60484

(262) 202-5955


REF

INU

PO

DEPT

RMA



FedEx
Express




AN1082L 02202222

FedEx
TRACKING 6155 6317 4804

FRID 09 DEC '22
PRIORITY OVERNIGHT

79 JOTA

60484
IL US
ORD



3145395 08Dec2022 MKEA 581G3/9A97/C088



Eurofins Chicago2417 Bond Street
University Park, IL 60484
Phone: 708-534-5200 Fax: 708-534-5211**Chain of Custody Record**

Environment Testing

Client Information (Sub Contract Lab)			Sampler:	Lab PM:	Carrier Tracking No(s):	COC No:		
Client Contact: Shipping/Receiving			Phone:	Fredrick, Sandie		500-168440.1		
Company: Eurofins Environment Testing Northern Ca			E-Mail:	Sandra.Fredrick@et.eurofinsus.com	State of Origin: Wisconsin	Page: Page 1 of 1		
Address: 880 Riverside Parkway,			Accreditations Required (See note): State Program - Wisconsin			Job #: 500-226551-1		
City: West Sacramento		Due Date Requested: 12/27/2022		Analysis Requested			Preservation Codes:	
State, Zip: CA, 95605		TAT Requested (days):						
Phone: 916-373-5600(Tel) 916-372-1059(Fax)		PO #:						
Email:		WO #:						
Project Name: General Sites		Project #: 50006565						
Site:		SSOW#:		Total Number of containers			<ul style="list-style-type: none"> A - HCL B - NaOH C - Zn Acetate D - Nitric Acid E - NaHSO4 F - MeOH G - Amchlor H - Ascorbic Acid I - Ice J - DI Water K - EDTA L - EDA M - Hexane N - None O - AsNaO2 P - Na2O4S Q - Na2SO3 R - Na2S2O3 S - H2SO4 T - TSP Dodecahydrate U - Acetone V - MCAA W - pH 4-5 Y - Trizma Z - other (specify) 	
Field Filtered Sample (Yes or No)		Perform MS/MSD (Yes or No)						
Sample Identification - Client ID (Lab ID)			Sample Date	Sample Time	Sample Type (C=comp, G=grab)	Matrix (W=water, S=solid, O=waste/soil, BT=Tissue, A=Air)	Special Instructions/Note:	
MW400 (500-226551-1)			12/8/22	09:00 Central		Water	X	2
MW200 (500-226551-2)			12/8/22	09:30 Central		Water	X	2
MW1 (500-226551-3)			12/8/22	10:45 Central		Water	X	2
PFAS Equipment Blank (500-226551-4)			12/8/22	10:00 Central		Water	X	2

Page 36 of 41

Note: Since laboratory accreditations are subject to change, Eurofins Chicago places the ownership of method, analyte & accreditation compliance upon our subcontract laboratories. This sample shipment is forwarded under chain-of-custody. If the laboratory does not currently maintain accreditation in the State of Origin listed above for analysis/tests/matrix being analyzed, the samples must be shipped back to the Eurofins Chicago laboratory or other instructions will be provided. Any changes to accreditation status should be brought to Eurofins Chicago attention immediately. If all requested accreditations are current to date, return the signed Chain of Custody attesting to said compliance to Eurofins Chicago.

Possible Hazard Identification			Sample Disposal (A fee may be assessed if samples are retained longer than 1 month)			
Unconfirmed			<input type="checkbox"/> Return To Client <input type="checkbox"/> Disposal By Lab <input type="checkbox"/> Archive For _____ Months			
Deliverable Requested: I, II, III, IV, Other (specify)		Primary Deliverable Rank: 2	Special Instructions/QC Requirements:			
Empty Kit Relinquished by:		Date:	Time:	Method of Shipment:		
Relinquished by: <i>[Signature]</i>	Date/Time: 12/9/22 1525	Company:	Received by: <i>[Signature]</i>	Date/Time: 12/10/22 - 845	Company: <i>[Signature]</i>	
Relinquished by:	Date/Time:	Company:	Received by:	Date/Time:	Company:	
Relinquished by:	Date/Time:	Company:	Received by:	Date/Time:	Company:	
Custody Seals Intact:	Custody Seal No.:	Cooler Temperature(s) °C and Other Remarks:				
<input type="checkbox"/> Yes <input type="checkbox"/> No						

12/27/2022



Login Sample Receipt Checklist

Client: Stantec Consulting Corp.

Job Number: 500-226551-1

SDG Number:

Login Number: 226551

List Number: 1

Creator: James, Jeff A

List Source: Eurofins Chicago

Question	Answer	Comment
Radioactivity wasn't checked or is \leq background as measured by a survey meter.	True	
The cooler's custody seal, if present, is intact.	True	
Sample custody seals, if present, are intact.	True	
The cooler or samples do not appear to have been compromised or tampered with.	True	
Samples were received on ice.	True	
Cooler Temperature is acceptable.	True	
Cooler Temperature is recorded.	True	1.3
COC is present.	True	
COC is filled out in ink and legible.	True	
COC is filled out with all pertinent information.	True	
Is the Field Sampler's name present on COC?	True	
There are no discrepancies between the containers received and the COC.	True	
Samples are received within Holding Time (excluding tests with immediate HTs)	True	
Sample containers have legible labels.	True	
Containers are not broken or leaking.	True	
Sample collection date/times are provided.	True	
Appropriate sample containers are used.	True	
Sample bottles are completely filled.	True	
Sample Preservation Verified.	True	
There is sufficient vol. for all requested analyses, incl. any requested MS/MSDs	True	
Containers requiring zero headspace have no headspace or bubble is <math><6\text{mm}</math> (1/4").	True	
Multiphasic samples are not present.	True	
Samples do not require splitting or compositing.	True	
Residual Chlorine Checked.	N/A	

Login Sample Receipt Checklist

Client: Stantec Consulting Corp.

Job Number: 500-226551-1

SDG Number:

Login Number: 226551

List Number: 2

Creator: Guzman, Juan

List Source: Eurofins Sacramento

List Creation: 12/10/22 11:57 AM

Question	Answer	Comment
Radioactivity wasn't checked or is </= background as measured by a survey meter.	True	
The cooler's custody seal, if present, is intact.	True	1894715
Sample custody seals, if present, are intact.	N/A	
The cooler or samples do not appear to have been compromised or tampered with.	True	
Samples were received on ice.	True	
Cooler Temperature is acceptable.	True	
Cooler Temperature is recorded.	True	3.9
COC is present.	True	
COC is filled out in ink and legible.	True	
COC is filled out with all pertinent information.	True	
Is the Field Sampler's name present on COC?	False	Received project as a subcontract.
There are no discrepancies between the containers received and the COC.	True	
Samples are received within Holding Time (excluding tests with immediate HTs)	True	
Sample containers have legible labels.	True	
Containers are not broken or leaking.	True	
Sample collection date/times are provided.	True	
Appropriate sample containers are used.	True	
Sample bottles are completely filled.	True	
Sample Preservation Verified.	N/A	
There is sufficient vol. for all requested analyses, incl. any requested MS/MSDs	True	
Containers requiring zero headspace have no headspace or bubble is <6mm (1/4").	True	
Multiphasic samples are not present.	True	
Samples do not require splitting or compositing.	True	
Residual Chlorine Checked.	N/A	



500-226551 Field Sheet

Tracking # 6180-7192-6646

Job: _____

SO / PO / FO / SAT / 2-Day / Ground / UPS / CDO / Courier
GSO / OnTrac / Goldstreak / USPS / Other _____

Use this form to record Sample Custody Seal, Cooler Custody Seal, Temperature & corrected Temperature & other observations. File in the job folder with the COC.

Therm. ID: L-03 Corr. Factor: (+/-) 0 °C
Ice Wet Gel _____ Other _____
Cooler Custody Seal: 1894715
Cooler ID: _____
Temp Observed: 3.9 °C Corrected: 3.9 °C
From: Temp Blank Sample

Opening/Processing The Shipment	Yes	No	NA
Cooler compromised/tampered with?	<input type="checkbox"/>	<input checked="" type="checkbox"/>	<input type="checkbox"/>
Cooler Temperature is acceptable?	<input checked="" type="checkbox"/>	<input type="checkbox"/>	<input type="checkbox"/>
Frozen samples show signs of thaw?	<input type="checkbox"/>	<input checked="" type="checkbox"/>	<input type="checkbox"/>
Initials: <u>JK</u> Date: <u>12/10/22</u>			
Unpacking/Labeling The Samples	Yes	No	NA
COC is complete w/o discrepancies?	<input checked="" type="checkbox"/>	<input type="checkbox"/>	<input type="checkbox"/>
Samples compromised/tampered with?	<input type="checkbox"/>	<input checked="" type="checkbox"/>	<input type="checkbox"/>
Containers are not broken or leaking?	<input checked="" type="checkbox"/>	<input type="checkbox"/>	<input type="checkbox"/>
Sample custody seal?	<input type="checkbox"/>	<input checked="" type="checkbox"/>	<input type="checkbox"/>
Sample containers have legible labels?	<input checked="" type="checkbox"/>	<input type="checkbox"/>	<input type="checkbox"/>
Sample date/times are provided?	<input checked="" type="checkbox"/>	<input type="checkbox"/>	<input type="checkbox"/>
Appropriate containers are used?	<input checked="" type="checkbox"/>	<input type="checkbox"/>	<input type="checkbox"/>
Sample bottles are completely filled?	<input checked="" type="checkbox"/>	<input type="checkbox"/>	<input type="checkbox"/>
Sample preservatives verified?	<input type="checkbox"/>	<input type="checkbox"/>	<input checked="" type="checkbox"/>
Is the Field Sampler's name on COC?	<input checked="" type="checkbox"/>	<input type="checkbox"/>	<input type="checkbox"/>
Samples require splitting/compositing?	<input type="checkbox"/>	<input type="checkbox"/>	<input checked="" type="checkbox"/>
Samples w/o discrepancies?	<input checked="" type="checkbox"/>	<input type="checkbox"/>	<input type="checkbox"/>
Zero headspace?*	<input type="checkbox"/>	<input type="checkbox"/>	<input checked="" type="checkbox"/>
Alkalinity has no headspace?	<input type="checkbox"/>	<input type="checkbox"/>	<input checked="" type="checkbox"/>
Perchlorate has headspace? (Methods 314, 331, 6850)	<input type="checkbox"/>	<input type="checkbox"/>	<input checked="" type="checkbox"/>
Multiphasic samples are not present?	<input checked="" type="checkbox"/>	<input type="checkbox"/>	<input type="checkbox"/>
*Containers requiring zero headspace have no headspace, or bubble < 6 mm (1/4")			
Initials: <u>JK</u> Date: <u>12/10/22</u>			

Notes: _____

Trizma Lot #(s): _____

Login Completion	Yes	No	NA
Receipt Temperature on COC?	<input checked="" type="checkbox"/>	<input type="checkbox"/>	<input type="checkbox"/>
Samples received within hold time?	<input checked="" type="checkbox"/>	<input type="checkbox"/>	<input type="checkbox"/>
NCM Filed?	<input type="checkbox"/>	<input checked="" type="checkbox"/>	<input type="checkbox"/>
Log Release checked in TALS?	<input type="checkbox"/>	<input type="checkbox"/>	<input checked="" type="checkbox"/>

Initials: JK Date: 12/10/22

Isotope Dilution Summary

Client: Stantec Consulting Corp.
 Project/Site: Cedarburg Light and Utility 193709024

Job ID: 500-226551-1

Method: 537 (modified) - Fluorinated Alkyl Substances

Matrix: Water

Prep Type: Total/NA

Percent Isotope Dilution Recovery (Acceptance Limits)

Lab Sample ID	Client Sample ID	PFBA (25-150)	PFPeA (25-150)	PFHxA (25-150)	C4PFHA (25-150)	PFOA (25-150)	PFNA (25-150)	PFDA (25-150)	PFUnA (25-150)
500-226551-1	MW400	78	98	116	114	95	101	107	108
500-226551-1 - DL	MW400								
500-226551-2	MW200	51	78	91	95	93	108	100	104
500-226551-3	MW1	78	95	107	99	90	92	92	86
500-226551-3 - DL	MW1								
500-226551-4	PFAS Equipment Blank	78	106	101	94	96	103	106	104
LCS 320-640160/2-A	Lab Control Sample	103	104	106	101	98	103	102	107
MB 320-640160/1-A	Method Blank	102	109	109	108	96	106	110	108

Percent Isotope Dilution Recovery (Acceptance Limits)

Lab Sample ID	Client Sample ID	PFDaA (25-150)	PFTDA (25-150)	PFHxDA (25-150)	C3PFBS (25-150)	PFHxS (25-150)	PFOS (25-150)	PFOSA (10-150)	d3NMFOS (25-150)
500-226551-1	MW400	108	94	86	112	106	99	105	98
500-226551-1 - DL	MW400						99		
500-226551-2	MW200	95	89	76	99	103	100	109	74
500-226551-3	MW1	80	70	74	102	98	93	97	89
500-226551-3 - DL	MW1						92		
500-226551-4	PFAS Equipment Blank	108	96	88	115	110	106	107	100
LCS 320-640160/2-A	Lab Control Sample	97	95	81	112	108	105	109	101
MB 320-640160/1-A	Method Blank	107	104	96	129	114	113	120	108

Percent Isotope Dilution Recovery (Acceptance Limits)

Lab Sample ID	Client Sample ID	d5NEFOS (25-150)	dMeFOSA (10-150)	dEtFOSA (10-150)	NMFM (10-150)	NEFM (10-150)	M242FTS (25-150)	M262FTS (25-150)	M282FTS (25-150)
500-226551-1	MW400	107	95	89	91	103	135	109	111
500-226551-1 - DL	MW400								
500-226551-2	MW200	88	92	85	84	85	110	115	127
500-226551-3	MW1	82	74	60	63	66	110	93	97
500-226551-3 - DL	MW1								
500-226551-4	PFAS Equipment Blank	99	93	85	87	96	81	91	103
LCS 320-640160/2-A	Lab Control Sample	101	90	89	90	107	81	86	106
MB 320-640160/1-A	Method Blank	104	83	81	94	104	94	95	113

Percent Isotope Dilution Recovery (Acceptance Limits)

Lab Sample ID	Client Sample ID	HFPODA (25-150)	M102FTS (25-150)
500-226551-1	MW400	106	149
500-226551-1 - DL	MW400		
500-226551-2	MW200	79	106
500-226551-3	MW1	99	114
500-226551-3 - DL	MW1		
500-226551-4	PFAS Equipment Blank	110	116
LCS 320-640160/2-A	Lab Control Sample	107	118
MB 320-640160/1-A	Method Blank	110	129

Surrogate Legend

- PFBA = 13C4 PFBA
- PFPeA = 13C5 PFPeA
- PFHxA = 13C2 PFHxA
- C4PFHA = 13C4 PFHpA
- PFOA = 13C4 PFOA
- PFNA = 13C5 PFNA

Isotope Dilution Summary

Client: Stantec Consulting Corp.

Project/Site: Cedarburg Light and Utility 193709024

Job ID: 500-226551-1

PFDA = 13C2 PFDA
PFUnA = 13C2 PFUnA
PFDoA = 13C2 PFDoA
PFTDA = 13C2 PFTeDA
PFHxDA = 13C2 PFHxDA
C3PFBS = 13C3 PFBS
PFHxS = 18O2 PFHxS
PFOS = 13C4 PFOS
PFOSA = 13C8 FOSA
d3NMFOS = d3-NMeFOSAA
d5NEFOS = d5-NEtFOSAA
dMeFOSA = d-N-MeFOSA-M
dEtFOSA = d-N-EtFOSA-M
NMFm = d7-N-MeFOSE-M
NEFM = d9-N-EtFOSE-M
M242FTS = M2-4:2 FTS
M262FTS = M2-6:2 FTS
M282FTS = M2-8:2 FTS
HFPODA = 13C3 HFPO-DA
M102FTS = 13C2 10:2 FTS

- 1
- 2
- 3
- 4
- 5
- 6
- 7
- 8
- 9
- 10
- 11
- 12
- 13
- 14
- 15
- 16
- 17

APPENDIX C
MUNICIPAL WELL #1 INFORMATION

WATERWORKS WELL, CEDARBURG, WIS.

W. G. Kirchoffer, Engineer
 W. L. Thorne Co., Contractors
 Samples examined by F. T. Thwaites, U. W. Nos. 70045-70205
 Elevation ~~790~~ 792'
 SE $\frac{1}{4}$, NE $\frac{1}{4}$, SE $\frac{1}{4}$, Sec. 27, T. 10N., S. 21E.


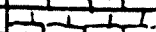



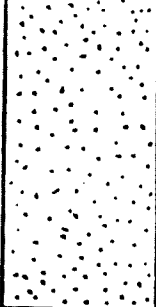





CLINTON & NIAGARA	12	0-12	Surface, no sample
		12-125	Dolomite, light brownish gray
		125-150	Dolomite, white
		150-155	Dolomite, bluish gray
		155-325	Dolomite, white
		325-335	Dolomite, gray; chert, white
		335-350	Dolomite, light gray
		350-365	Dolomite, gray; chert, white
		365-400	Dolomite, light gray
		400-410	Dolomite, light gray; chert, white
		410-425	Dolomite, light gray
		425-440	Dolomite, light gray; chert, white
		440-455	Dolomite, dark gray, shaly?
		455-475	Dolomite, gray to white, in part shaly?
		RICHMOND <small>(Clinton)</small>	498
480-500	Dolomite, very light pinkish gray		
500-505	Dolomite, gray		
505-510	Dolomite, dark gray, shaly		
510-520	Shale, blue, calcareous		
520-525	Dolomite, bluish gray, shaly		
525-630	Shale, bluish gray, calcareous		
630-635	Shale, brownish gray, calcareous		
635-705	Shale, bluish gray, calcareous		
V. & GALENA	195		
		815-820	Dolomite, mixed gray and light blue
		820-830	Dolomite, gray
		830-865	Dolomite, mixed light blue and gray

12" hole
10" pipe

718'-8"

CEDARBURG 2

Oz-16

PLATT-	215	865-890		Dolomite, gray
		890-905		Dolomite, bluish gray and gray
		905-915		Dolomite, gray
		915-930		Dolomite, gray, sandy
		930-930		Sandstone, medium, gray, calcareous
ST. PETER	205	930-1090		Sandstone, medium to fine, light gray
		1090-1100		Sandstone, medium to fine, light gray; shaly gray
		1100-1125		Sandstone, medium, white
EAUCLAIRE	85	1125-1135		Sandstone, fine to very fine, gray
		1135-1145		Sandstone, very fine, very hard, non-calcareous
		1145-1210		Sandstone, medium to fine, gray to light pink

10" hole

VOLATILE ORGANIC ANALYSES
FROM COMMERCIAL LABORATORIES

Section I: To be completed by the Department of Natural Resources

System Name: CEDARBURG L & W COMMISSION City: CEDARBURG
PWS ID#: 24601082 County Code: 46 Route Code: WS20
Well No: _____ Entry Point ID: 001 WI Unique Well No: BG643

Sample Point Description: COLLECT SAMPLER AFTER RESERVOIR ASSOC. WITH WELL 1

System Type: (MC) Municipal Community (OC) OTM Community (NN) Nontransient Noncommunity (TN) Transient Noncommunity
Source Code: W Well E Entry Point D Distribution
Sample Type: D (SDWA) Compliance Sample C (SDWA) Confirmation _____ (Initial Sample Date)
 W Raw Water Sample I Investigation Sample

Collect sample by: 03 - 31 - 96 Return results to DNR by: 04 - 10 - 96

Section II: To be completed by SAMPLER

Sample Collection Date: 03 - 06 - 96 Sample Collection Time: 08 : 30
Sample Point Address: WEST 61 NORTH 623 MEQUON STREET
Sample Point Descrip: SAMPLE FAUCET AFTER RESERVOIR
First Initial and Last Name of Sampler: D - HINTZ

Section III: To be completed by LABORATORY OFFICIAL. Report analytical results on back.

Laboratory Number: 99976690 Laboratory Name: Environmental Health Laboratories
Date Sample Received: 03 - 07 - 96 Time Sample Received: 10 : 30 Laboratory Sample ID: 207787

Signature of Receiving Lab Official: *Shi D. Senger* Date Reported: 03 - 12 - 96

Condition of Sample Upon Receipt: Iced

Section IV: To be completed by WATER SUPPLY SYSTEM OFFICIAL after analysis has been done.

I certify that I have personally examined and am familiar with the information submitted on this document and all attachments and that, based on my inquiry of those individuals immediately responsible for obtaining the information, I believe that the information is true and accurate, and complete. I also certify that the values being submitted are the actual values found in the sample; no values have been modified or changed in any manner.

Signature: *Dennis R. Hintz* Title: WATER SUPT
Date Signed: 3-20-96

This page to be completed by WATER SUPPLY SYSTEM OFFICIAL or laboratory performing analysis.

Storet Code	Parameter	SDWA Method	MDL *	Results	MCL	Units
3 235	X Benzene	524.2	0.5	< 0.5	5	ug/L
81555	X Bromobenzene	524.2	0.2	< 0.2	---	ug/L
32101	X Bromodichloromethane	524.2	0.1	0.6	---	ug/L
3 104	X Bromoform	524.2	0.1	0.5	---	ug/L
34413	X Bromomethane	524.2	0.5	< 0.5	---	ug/L
32102	X Carbon Tetrachloride	524.2	0.1	< 0.1	5	ug/L
3 301	X Chlorobenzene	524.2	0.2	< 0.2	100	ug/L
3 311	X Chloroethane	524.2	0.5	< 0.5	---	ug/L
32106	X Chloroform	524.2	0.1	0.3	---	ug/L
3 418	X Chloromethane	524.2	0.5	< 0.5	---	ug/L
7 275	X 2-Chlorotoluene (o-)	524.2	0.2	< 0.2	---	ug/L
77277	X 4-Chlorotoluene (p-)	524.2	0.2	< 0.2	---	ug/L
3 05	X Dibromochloromethane	524.2	0.1	1.0	---	ug/L
7 596	X Dibromomethane	524.2	0.1	< 0.1	---	ug/L
34566	X 1,3-Dichlorobenzene (m-)	524.2	0.1	< 0.1	---	ug/L
3 336	X 1,2-Dichlorobenzene (o-)	524.2	0.1	< 0.1	600	ug/L
3 71	X 1,4-Dichlorobenzene (p-)	524.2	0.1	< 0.1	75	ug/L
34496	X 1,1 Dichloroethane	524.2	0.1	< 0.1	---	ug/L
3 731	X 1,2 Dichloroethane	524.2	0.1	< 0.1	5	ug/L
3 01	X 1,1 Dichloroethylene	524.2	0.2	< 0.2	7	ug/L
77093	X 1,2 Dichloroethylene, cis	524.2	0.1	< 0.1	70	ug/L
34546	X 1,2 Dichloroethylene, trans	524.2	0.1	< 0.1	100	ug/L
3 23	X Dichloromethane	524.2	0.5	< 0.5	5	ug/L
34541	X 1,2 Dichloropropane	524.2	0.1	< 0.1	5	ug/L
77173	X 1,3 Dichloropropane	524.2	0.1	< 0.1	---	ug/L
7 70	X 2,2 Dichloropropane	524.2	0.2	< 0.2	---	ug/L
77168	X 1,1 Dichloropropene	524.2	0.1	< 0.1	---	ug/L
34562	X 1,3 Dichloropropene	524.2	0.1	< 0.1	---	ug/L
3 71	X Ethylbenzene	524.2	0.1	< 0.1	700	ug/L
77128	X Styrene	524.2	0.2	< 0.2	100	ug/L
77562	X 1,1,1,2 - Tetrachloroethane	524.2	0.1	< 0.1	---	ug/L
34 16	X 1,1,2,2 - Tetrachloroethane	524.2	0.1	< 0.1	---	ug/L
34475	X Tetrachloroethylene	524.2	0.2	< 0.2	5	ug/L
34481	X Toluene	524.2	0.5	< 0.5	1000	ug/L
34 51	X 1,2,4-Trichlorobenzene	524.2	0.2	< 0.2	70	ug/L
34506	X 1,1,1 - Trichloroethane	524.2	0.1	< 0.1	200	ug/L
34511	X 1,1,2 - Trichloroethane	524.2	0.1	< 0.1	5	ug/L
39 30	X Trichloroethylene	524.2	0.1	0.4	5	ug/L
77443	X 1,2,3 - Trichloropropane	524.2	0.2	< 0.2	---	ug/L
39175	X Vinyl Chloride	524.2	0.2	< 0.2	2	ug/L
79 24	X Xylenes, Total	524.2	0.2	< 0.2	10000	ug/L

EHL has demonstrated it can achieve these report limits in reagent water, but can not document them in all sample matrices.

SII SAMPLE FAUCET AFTER RESERVOIR

Report #: 207787-95(87)

REPORT SUMMARY

Bromoform, bromodichloromethane, chloroform, dibromochloromethane and trichloroethylene were detected in the sample submitted for analysis at the concentrations indicated, which are all less than their current respective MCLs. None of the other analytes included in the detailed parameter list were detected in the sample submitted for analysis. Other compounds detected: 1,1,2-Trichlorotrifluoroethane at a concentration of 0.5 ug/L. There is no MCL for this parameter.



Laboratory Name: Environmental Health Laboratories

Laboratory ID Number: 99976690

Note: This report may not be reproduced, except in full, without written approval from Environmental Health Laboratories (div. of MAS Technology Corporation).

We appreciate the opportunity to provide you with this analysis. If you have any questions concerning this report, please do not hesitate to call us at (219) 233-4777.

Reviewed By: Carlyne

Date: 3-14-96

Finalized By: Joe Brown

Date: 3-14-96

VOLATILE ORGANIC ANALYSES
FROM COMMERCIAL LABORATORIES

2ND QUARTER VOC'S

FORM 3300-1B

Section I: To be completed by the Department of Natural Resources

System Name: CEDARBURG L & W COMMISSION City: CEDARBURG
PWS ID#: 24601082 County Code: 46 Route Code: WS20
Well No: _____ Entry Point ID: 001 WI Unique Well No: BG643

Sample Point Description: COLLECT SAMPLE AFTER RESERVOIR ASSOC. WITH WELL 1

System Type: (MC) Municipal Community
 (OC) OTM Community
 (NN) Nontransient Noncommunity
 (TN) Transient Noncommunity

Source Code: W Well
 E Entry Point
 D Distribution

Sample Type: D (SDWA) Compliance Sample
 C (SDWA) Confirmation
 W Raw Water Sample
 I Investigation Sample

(Initial Sample Date)

Collect sample by: 06 - 30 - 96 Return results to DNR by: 07 - 10 - 96

Section II: To be completed by SAMPLER

Sample Collection Date: 06 - 17 - 96 Sample Collection Time: 09 : 00

Sample Point Address: W61 N623 MEQUON STREET

Sample Point Descrip: SAMPLE FAUCET AT PUMP HEAD BEFORE RESERVOIR

First Initial and Last Name of Sampler: D - HINTZ

Section III: To be completed by LABORATORY OFFICIAL. Report analytical results on back.

Laboratory Number: 99976690 Laboratory Name: Environmental Health Laboratories

Date Sample Received: 06 - 18 - 96 Time Sample Received: 09 : 00 Laboratory Sample ID: 220642

Signature of Receiving Lab Official: *[Signature]* Date Reported: 07 - 11 - 96

Condition of Sample Upon Receipt: Iced

Section IV: To be completed by WATER SUPPLY SYSTEM OFFICIAL after analysis has been done.

I certify that I have personally examined and am familiar with the information submitted on this document and all attachments and that, based on my inquiry of those individuals immediately responsible for obtaining the information, I believe that the information is true and accurate, and complete. I also certify that the values being submitted are the actual values found in the sample; no values have been modified or changed in any manner.

Signature: *Dennis R. Hintz* Title: WATER SUPT.
Date Signed: 7/10/96

This page to be completed by WATER SUPPLY SYSTEM OFFICIAL or laboratory performing analysis.

Storet Code	Parameter	SDWA Method	MDL *	Results	MCL	Units
4235	X Benzene	524.2	0.5	< 0.5	5	ug/L
81555	X Bromobenzene	524.2	0.2	< 0.2	---	ug/L
2101	X Bromodichloromethane	524.2	0.1	< 0.1	---	ug/L
2104	X Bromoform	524.2	0.1	< 0.1	---	ug/L
34413	X Bromomethane	524.2	0.5	< 0.5	---	ug/L
2102	X Carbon Tetrachloride	524.2	0.1	< 0.1	5	ug/L
4301	X Chlorobenzene	524.2	0.2	< 0.2	100	ug/L
34311	X Chloroethane	524.2	0.5	< 0.5	---	ug/L
32106	X Chloroform	524.2	0.1	< 0.1	---	ug/L
4418	X Chloromethane	524.2	0.5	< 0.5	---	ug/L
77275	X 2-Chlorotoluene (o-)	524.2	0.2	< 0.2	---	ug/L
77277	X 4-Chlorotoluene (p-)	524.2	0.2	< 0.2	---	ug/L
2105	X Dibromochloromethane	524.2	0.1	< 0.1	---	ug/L
77596	X Dibromomethane	524.2	0.1	< 0.1	---	ug/L
34566	X 1,3-Dichlorobenzene (m-)	524.2	0.1	< 0.1	---	ug/L
4536	X 1,2-Dichlorobenzene (o-)	524.2	0.1	< 0.1	600	ug/L
4571	X 1,4-Dichlorobenzene (p-)	524.2	0.1	< 0.1	75	ug/L
34496	X 1,1 Dichloroethane	524.2	0.1	< 0.1	---	ug/L
4531	X 1,2 Dichloroethane	524.2	0.1	< 0.1	5	ug/L
4501	X 1,1 Dichloroethylene	524.2	0.2	< 0.2	7	ug/L
77093	X 1,2 Dichloroethylene, cis	524.2	0.1	< 0.1	70	ug/L
4546	X 1,2 Dichloroethylene, trans	524.2	0.1	< 0.1	100	ug/L
4423	X Dichloromethane	524.2	0.5	< 0.5	5	ug/L
34541	X 1,2 Dichloropropane	524.2	0.1	< 0.1	5	ug/L
77173	X 1,3 Dichloropropane	524.2	0.1	< 0.1	---	ug/L
7170	X 2,2 Dichloropropane	524.2	0.2	< 0.2	---	ug/L
77168	X 1,1 Dichloropropene	524.2	0.1	< 0.1	---	ug/L
34562	X 1,3 Dichloropropene	524.2	0.1	< 0.1	---	ug/L
4371	X Ethylbenzene	524.2	0.1	< 0.1	700	ug/L
77128	X Styrene	524.2	0.2	< 0.2	100	ug/L
77562	X 1,1,1,2 - Tetrachloroethane	524.2	0.1	< 0.1	---	ug/L
4516	X 1,1,1,2,2 - Tetrachloroethane	524.2	0.1	< 0.1	---	ug/L
34475	X Tetrachloroethylene	524.2	0.2	< 0.2	5	ug/L
34481	X Toluene	524.2	0.5	< 0.5	1000	ug/L
4551	X 1,2,4-Trichlorobenzene	524.2	0.2	< 0.2	70	ug/L
34506	X 1,1,1 - Trichloroethane	524.2	0.1	< 0.1	200	ug/L
34511	X 1,1,2 - Trichloroethane	524.2	0.1	< 0.1	5	ug/L
9180	X Trichloroethylene	524.2	0.1	0.3	5	ug/L
77443	X 1,2,3 - Trichloropropane	524.2	0.2	< 0.2	---	ug/L
39175	X Vinyl Chloride	524.2	0.2	< 0.2	2	ug/L
9724	X Xylenes, Total	524.2	0.2	< 0.2	10000	ug/L


* EHL has demonstrated it can achieve these report limits in reagent water, but can not document them in all sample matrices.

Site: SAMPLE FAUCET AT PUMP HEAD BEFORE RESERVOIR

Report #: 220638-46(42)

REPORT SUMMARY

Trichloroethylene was detected in the sample submitted for analysis at a concentration of 0.3 ug/L, which is less than the current MCL of 5 ug/L. None of the other VOCs included in the detailed parameter list were detected in the sample submitted for analysis.



Laboratory Name: Environmental Health Laboratories

Laboratory ID Number: 99976690

Note: This report may not be reproduced, except in full, without written approval from Environmental Health Laboratories (div. of MAS Technology Corporation).

We appreciate the opportunity to provide you with this analysis. If you have any questions concerning this report, please do not hesitate to call us at (219) 233-4777.

Reviewed By: Matthew Hart

Date: 07-12-96

Finalized By: John E. George III

Date: 7/12/96

VOLATILE ORGANIC ANALYSES FROM COMMERCIAL LABORATORIES

FORM 3300-218

Section I: To be completed by the Department of Natural Resources

System Name: CEDARBURG LIGHT & WATER COMMISSION City: CEDARBURG
PWS ID#: 24601082 County Code: 46 Route Code: WS20
System Well No: _____ Entry Point ID: 001 WI Unique Well No: BG643

Sample Point Description: COLLECT SAMPLE AFTER RESERVOIR ASSOCIATED WITH WELL 1

System Type: _____ Source Code: _____ Sample Type: _____
 (MC) Municipal Community W Well XX D (SDWA) Compliance Sample
 (OC) OTM Community XX E Entry Point _____ C (SDWA) Confirmation _____ - _____ - _____
 (NN) Nontransient Noncommunity _____ D Distribution (Initial Sample Date)
 (TN) Transient Noncommunity _____ W Raw Water Sample
_____ I Investigation Sample


Collect sample by: 09 - 30 - 96 Return results to DNR by: 10 - 10 - 96

Section II: To be completed by SAMPLER

Sample Collection Date: 09 - 17 - 96 Sample Collection Time: 10 : 45
Sample Point Address: WEST 61 NORTH 623 MEQUON STREET
Sample Point Description: SAMPLE FAUCET AT PUMP HEAD BEFORE RESERVOIR
First Initial and Last Name of Sampler: D - FREEMAN

Section III: To be completed by LABORATORY OFFICIAL. Report analytical results on back.


Laboratory ID Number: 99976690 Laboratory Name: Environmental Health Laboratories
Date Sample Received: 09 - 18 - 96 Time Sample Received: 09 : 30 Laboratory Sample ID: 233294

Signature of Reporting Lab Official:  Date Reported: 09 - 26 - 96

Condition of Sample Upon Receipt: Iced

Section IV: To be completed by WATER SUPPLY SYSTEM OFFICIAL after analysis has been done.

I certify that I have personally examined and am familiar with the information submitted on this document and all attachments and that, based on my inquiry of those individuals immediately responsible for obtaining the information, I believe that the information is true and accurate, and complete. I also certify that the values being submitted are the actual values found in the sample; no values have been modified or changed in any manner.

Signature:  Title: SUPV.
Date Signed: 10/4/96

Well #1

This page to be completed by WATER SUPPLY SYSTEM OFFICIAL or laboratory performing analysis.

Storet Code	Parameter	SDWA Method	MDL *	Results	MCL	Units
4235	X Benzene	524.2	0.5	< 0.5	5	ug/L
81555	X Bromobenzene	524.2	0.2	< 0.2	---	ug/L
2101	X Bromodichloromethane	524.2	0.1	< 0.1	---	ug/L
2104	X Bromoform	524.2	0.1	< 0.1	---	ug/L
34413	X Bromomethane	524.2	0.5	< 0.5	---	ug/L
2102	X Carbon Tetrachloride	524.2	0.1	< 0.1	5	ug/L
4301	X Chlorobenzene	524.2	0.2	< 0.2	100	ug/L
34311	X Chloroethane	524.2	0.5	< 0.5	---	ug/L
2106	X Chloroform	524.2	0.1	< 0.1	---	ug/L
4418	X Chloromethane	524.2	0.5	< 0.5	---	ug/L
77275	X 2-Chlorotoluene (o-)	524.2	0.2	< 0.2	---	ug/L
77277	X 4-Chlorotoluene (p-)	524.2	0.2	< 0.2	---	ug/L
2105	X Dibromochloromethane	524.2	0.1	< 0.1	---	ug/L
77596	X Dibromomethane	524.2	0.1	< 0.1	---	ug/L
34566	X 1,3-Dichlorobenzene (m-)	524.2	0.1	< 0.1	---	ug/L
4536	X 1,2-Dichlorobenzene (o-)	524.2	0.1	< 0.1	600	ug/L
34571	X 1,4-Dichlorobenzene (p-)	524.2	0.1	< 0.1	75	ug/L
34496	X 1,1 Dichloroethane	524.2	0.1	0.5	---	ug/L
4531	X 1,2 Dichloroethane	524.2	0.1	< 0.1	5	ug/L
4501	X 1,1 Dichloroethylene	524.2	0.2	0.2	7	ug/L
77093	X 1,2 Dichloroethylene, cis	524.2	0.1	0.3	70	ug/L
4546	X 1,2 Dichloroethylene, trans	524.2	0.1	< 0.1	100	ug/L
4423	X Dichloromethane	524.2	0.5	< 0.5	5	ug/L
34541	X 1,2 Dichloropropane	524.2	0.1	< 0.1	5	ug/L
7173	X 1,3 Dichloropropane	524.2	0.1	< 0.1	---	ug/L
7170	X 2,2 Dichloropropane	524.2	0.2	< 0.2	---	ug/L
77168	X 1,1 Dichloropropene	524.2	0.1	< 0.1	---	ug/L
4562	X 1,3 Dichloropropene	524.2	0.1	< 0.1	---	ug/L
4371	X Ethylbenzene	524.2	0.1	< 0.1	700	ug/L
77128	X Styrene	524.2	0.2	< 0.2	100	ug/L
77562	X 1,1,1,2 - Tetrachloroethane	524.2	0.1	< 0.1	---	ug/L
4516	X 1,1,1,2,2 - Tetrachloroethane	524.2	0.1	< 0.1	---	ug/L
34475	X Tetrachloroethylene	524.2	0.2	< 0.2	5	ug/L
4481	X Toluene	524.2	0.5	< 0.5	1000	ug/L
4551	X 1,2,4-Trichlorobenzene	524.2	0.2	< 0.2	70	ug/L
34506	X 1,1,1 - Trichloroethane	524.2	0.1	0.8	200	ug/L
4511	X 1,1,2 - Trichloroethane	524.2	0.1	< 0.1	5	ug/L
9180	X Trichloroethylene	524.2	0.1	1.7	5	ug/L
77443	X 1,2,3 - Trichloropropane	524.2	0.2	< 0.2	---	ug/L
9175	X Vinyl Chloride	524.2	0.2	< 0.2	0.2	ug/L
9724	X Xylenes, Total	524.2	0.2	< 0.2	10000	ug/L


* FHL has demonstrated it can achieve these report limits in reagent water, but can not document them in all sample matrices.

SH SAMPLE FAUCET AT PUMP HEAD BEFORE RESERVOIR

Report #: 233294-98(94)

REPORT SUMMARY

1,1-Dichloroethylene, cis-1,2-dichloroethylene, 1,1,1-trichloroethane and trichloroethylene were detected in the sample submitted for analysis at the concentrations indicated, which are all less than their current respective MCLs. 1,1-Dichloroethane was also detected in the sample submitted for analysis at a concentration of 0.5 ug/L. There is no MCL for this parameter. None of the other VOCs included in the detailed parameter list were detected in the sample submitted for analysis. Other compounds detected: 1,1,2-Trichlorotrifluoroethane at a concentration of 0.5 ug/L. There is no MCL for this parameter.



Laboratory Name: Environmental Health Laboratories

Laboratory ID Number: 99976690

Note: This report may not be reproduced, except in full, without written approval from Environmental Health Laboratories (div. of MAS Technology Corporation).

We appreciate the opportunity to provide you with this analysis. If you have any questions concerning this report, please do not hesitate to call us at (219) 233-4777.

Reviewed By: [Signature]

Date: 9-30-96

Finalized By: [Signature]

Date: 10-1-96

VOLATILE ORGANIC ANALYSES

FROM COMMERCIAL LABORATORIES

Section I: To be completed by the Department of Natural Resources

System Name: CEDARBURG L & W COMMISSION City: CEDARBURG
PWS ID#: 24601082 County Code: 46 Route Code: WS20
System Well No: _____ Entry Point ID: 001 WI Unique Well No: BG643

Sample Point Description: COLLECT SAMPLE AFTER RESERVOIR ASSOC. WITH WELL 1

System Type: (MC) Municipal Community
 (OC) OTM Community
 (NN) Nontransient Noncommunity
 (TN) Transient Noncommunity

Source Code: W Well
 E Entry Point
 D Distribution

Sample Type: D (SDWA) Compliance Sample
 C (SDWA) Confirmation _____ - _____ - _____
(Initial Sample Date)
 W Raw Water Sample
 I Investigation Sample

Collect sample by: 12 - 31 - 96 Return results to DNR by: 01 - 10 - 97

Section II: To be completed by SAMPLER

Sample Collection Date: 12 - 10 - 96 Sample Collection Time: 08 : 15
Sample Point Address: WEST 61 NORTH 623 MEQUON STREET
Sample Point Descrip: SAMPLE FAUCET AFTER RESERVOIR
First Initial and Last Name of Sampler: D. - HINTZ

Section III: To be completed by LABORATORY OFFICIAL. Report analytical results on back.

Laboratory ID number: 99976690 Laboratory Name: Environmental Health Laboratories
Date Sample Received: 12 - 11 - 96 Time Sample Received: 09 : 30 Laboratory Sample ID: 243414
Signature of Receiving Lab Official: *Donna Martis* Date Reported: 12 - 19 - 96
Condition of Sample Upon Receipt: Iced

Section IV: To be completed by WATER SUPPLY SYSTEM OFFICIAL after analysis has been done.

I certify that I have personally examined and am familiar with the information submitted on this document and all attachments and that, based on my inquiry of those individuals immediately responsible for obtaining the information, I believe that the information is true and accurate, and complete. I also certify that the values being submitted are the actual values found in the sample; no values have been modified or changed in any manner.

Signature: *Dennis R. Hintz* Title: WATER SUPT.
Date Signed: 12/22/96

This page to be completed by **WATER SUPPLY SYSTEM OFFICIAL** or laboratory performing analysis.

Storet Code	Parameter	SDWA Method	MDL *	Results	MCL	Units
34235	X Benzene	524.2	0.5	< 0.5	5	ug/L
81555	X Bromobenzene	524.2	0.2	< 0.2	---	ug/L
32101	X Bromodichloromethane	524.2	0.1	0.4	---	ug/L
32104	X Bromoform	524.2	0.1	0.5	---	ug/L
34413	X Bromomethane	524.2	0.5	< 0.5	---	ug/L
32102	X Carbon Tetrachloride	524.2	0.1	< 0.1	5	ug/L
34301	X Chlorobenzene	524.2	0.2	< 0.2	100	ug/L
34311	X Chloroethane	524.2	0.5	< 0.5	---	ug/L
32106	X Chloroform	524.2	0.1	0.2	---	ug/L
34418	X Chloromethane	524.2	0.5	< 0.5	---	ug/L
77275	X 2-Chlorotoluene (o-)	524.2	0.2	< 0.2	---	ug/L
77277	X 4-Chlorotoluene (p-)	524.2	0.2	< 0.2	---	ug/L
32105	X Dibromochloromethane	524.2	0.1	0.9	---	ug/L
77596	X Dibromomethane	524.2	0.1	< 0.1	---	ug/L
34566	X 1,3-Dichlorobenzene (m-)	524.2	0.1	< 0.1	---	ug/L
34536	X 1,2-Dichlorobenzene (o-)	524.2	0.1	< 0.1	600	ug/L
34571	X 1,4-Dichlorobenzene (p-)	524.2	0.1	< 0.1	75	ug/L
34496	X 1,1 Dichloroethane	524.2	0.1	0.1	---	ug/L
34531	X 1,2 Dichloroethane	524.2	0.1	< 0.1	5	ug/L
34501	X 1,1 Dichloroethylene	524.2	0.2	< 0.2	7	ug/L
77093	X 1,2 Dichloroethylene, cis	524.2	0.1	0.2	70	ug/L
34546	X 1,2 Dichloroethylene, trans	524.2	0.1	< 0.1	100	ug/L
34423	X Dichloromethane	524.2	0.5	< 0.5	5	ug/L
34541	X 1,2 Dichloropropane	524.2	0.1	< 0.1	5	ug/L
77173	X 1,3 Dichloropropane	524.2	0.1	< 0.1	---	ug/L
77170	X 2,2 Dichloropropane	524.2	0.2	< 0.2	---	ug/L
77168	X 1,1 Dichloropropene	524.2	0.1	< 0.1	---	ug/L
34562	X 1,3 Dichloropropene	524.2	0.1	< 0.1	---	ug/L
34371	X Ethylbenzene	524.2	0.1	< 0.1	700	ug/L
77128	X Styrene	524.2	0.2	< 0.2	100	ug/L
77562	X 1,1,1,2 - Tetrachloroethane	524.2	0.1	< 0.1	---	ug/L
34516	X 1,1,2,2 - Tetrachloroethane	524.2	0.1	< 0.1	---	ug/L
34475	X Tetrachloroethylene	524.2	0.2	< 0.2	5	ug/L
34481	X Toluene	524.2	0.5	< 0.5	1000	ug/L
34551	X 1,2,4-Trichlorobenzene	524.2	0.2	< 0.2	70	ug/L
34506	X 1,1,1 - Trichloroethane	524.2	0.1	0.2	200	ug/L
34511	X 1,1,2 - Trichloroethane	524.2	0.1	< 0.1	5	ug/L
79180	X Trichloroethylene	524.2	0.1	0.6	5	ug/L
77443	X 1,2,3 - Trichloropropane	524.2	0.2	< 0.2	---	ug/L
39175	X Vinyl Chloride	524.2	0.2	< 0.2	0.2	ug/L
9724	X Xylenes, Total	524.2	0.2	< 0.2	10000	ug/L

* FHL has demonstrated it can achieve these report limits in reagent water, but can not document them in all sample matrices.

Site: SAMPLE FAUCET AFTER RESERVOIR

Report #: 243413-16(14)

REPORT SUMMARY

Bromodichloromethane, bromoform, chloroform, dibromochloromethane, cis-1,2-dichloroethylene, 1,1,1-trichloroethane and trichloroethylene were detected in the sample submitted for analysis at the concentrations indicated, which are all less than their current respective MCLs. 1,1-Dichloroethane was also detected in the sample submitted for analysis at a concentration of 0.1 ug/L. There is no MCL for this parameter. None of the other VOCs included in the detailed parameter list were detected in the sample submitted for analysis.



Laboratory Name: Environmental Health Laboratories

Laboratory ID Number: 99976690

Note: This report may not be reproduced, except in full, without written approval from Environmental Health Laboratories (div. of MAS Technology Corporation).

We appreciate the opportunity to provide you with this analysis. If you have any questions concerning this report, please do not hesitate to call us at (219) 233-4777.

Reviewed By: [Signature]

Date: 12-20-96

Finalized By: [Signature]

Date: 12/20/96

Sample Group Per/Poly-Fluoroalkyls (PFAS Form)
Source ID 1
Sample Date 1/17/2023
Site ID E-1
Sample Type Compliance
Sample Source Entry Point
Sample Collector D BUBBLITZ
Lab ID 721026460
Reason for No Results

Sample ID CB00564-03
Well # BG643
Sample Time 800
Sample Description
Reported Date 2/3/2023
Taken 1

Lab Name Northern Lake Service Inc. (Crandon)
Lab Comment 0.1 degrees c

Sampling Results

Show 10 entries

Filter:

Store Code	Description	Result	Units	Qualifier	MCL	MCL Units	Labslip Order
X137	PFBS	0.66	NG/L	Between LOD and LOQ		NG/L	1
X145	PFHXS	1	NG/L	Between LOD and LOQ		NG/L	2
X150	PFOA	0.58	NG/L	Between LOD and LOQ	70	NG/L	3
X149	PFOS	0.74	NG/L	Between LOD and LOQ	70	NG/L	4

Showing 1 to 4 of 4 entries

WI Public Water System Consumer Confidence Report Generation

Detected Contaminants

Contaminant Detect Information

Enter information regarding additional monitoring which indicates the presence of other contaminants in the finished water.

If you were required to perform UCMR testing within the past 5 years, enter the following for all detected contaminants: the name of the contaminant, the average, the range at which the contaminant was detected, and the sample date if it was prior to last year.

Disinfection Byproducts

Contaminant (units)	Site	MCL	MCLG	Level Found	Range	Sample Date (if prior to 2019)	Violation	Typical Source of Contaminant
HAA5 (ppb)	D-10	60	60	5	5		No	By-product of drinking water chlorination
HAA5 (ppb)	D-11	60	60	4	4		No	By-product of drinking water chlorination
TTHM (ppb)	D-10	80	0	24.7	24.7		No	By-product of drinking water chlorination
TTHM (ppb)	D-11	80	0	9.5	9.5		No	By-product of drinking water chlorination

Showing 1 to 4 of 4 entries

[Previous](#) [Next](#)

Inorganic Contaminants

Contaminant (units)	Site	MCL	MCLG	Level Found	Range	Sample Date (if prior to 2019)	Violation	Typical Source of Contaminant
ARSENIC (ppb)		10	n/a	3	0 - 3	1/16/2017	No	Erosion of natural deposits; Runoff from orchards; Runoff from glass and electronics production wastes
BARIUM (ppm)		2	2	0.140	0.074 - 0.140	1/16/2017	No	Discharge of drilling wastes; Discharge from metal refineries; Erosion of natural deposits
FLUORIDE (ppm)		4	4	0.4	0.2 - 0.4	1/16/2017	No	Erosion of natural deposits; Water additive which promotes strong teeth; Discharge from fertilizer and aluminum factories
NICKEL (ppb)		100		2.0000	1.7000 - 2.0000	1/16/2017	No	Nickel occurs naturally in soils, ground water and surface waters and is often used in electroplating, stainless steel and alloy products.
NITRATE (N03-N) (ppm)		10	10	1.20	0.00 - 1.20		No	Runoff from fertilizer use; Leaching from septic tanks, sewage; Erosion of natural deposits
SODIUM (ppm)		n/a	n/a	36.00	17.00 - 36.00	1/16/2017	No	n/a

Showing 1 to 6 of 6 entries

[Previous](#)

[Next](#)

Contaminant (units)	Action Level	MCLG	90th Percentile Level Found	# of Results	Sample Date (if prior to 2019)	Violation	Typical Source of Contaminant
COPPER (ppm)	AL=1.3	1.3	1.1000	2 of 30 results were above the	8/8/2017	No	Corrosion of household plumbing systems; Erosion of

Contaminant (units)	Action Level	MCLG	90th Percentile Level Found	# of Results	Sample Date (if prior to 2019)	Violation	Typical Source of Contaminant
				action level.			natural deposits; Leaching from wood preservatives
LEAD (ppb)	AL=15	0	6.60	3 of 30 results were above the action level.	8/8/2017	No	Corrosion of household plumbing systems; Erosion of natural deposits

Showing 1 to 2 of 2 entries

[Previous](#) [Next](#)

Radioactive Contaminants

Contaminant (units)	Site	MCL	MCLG	Level Found	Range	Sample Date (if prior to 2019)	Violation	Typical Source of Contaminant
COMBINED URANIUM (ug/l)		30	0	0.7	0.7	1/16/2017	No	Erosion of natural deposits

Showing 1 to 1 of 1 entries

[Previous](#) [Next](#)

Contaminants with a Public Health Groundwater Standard, Health Advisory Level, or a Secondary Maximum Contaminant Level

The following table lists contaminants which were detected in your water and that have either a Public Health Groundwater Standard (PHGS), Health Advisory Level (HAL), or a Secondary Maximum Contaminant Level (SMCL), or both. There are no violations for detections of contaminants that exceed Health Advisory Levels, Public Health Groundwater Standards or Secondary Maximum Contaminant Levels. Secondary Maximum Contaminant Levels are levels that do not present health concerns but may pose aesthetic problems such as objectionable taste, odor, or color. Public Health Groundwater Standards and Health Advisory Levels are levels at which concentrations of the contaminant present a health risk.

Contaminant (units)	Site	SMCL (ppm)	PHGS or HAL (ppm)	Level Found	Range	Sample Date (if prior to 2019)	Typical Source of Contaminant
CHLORIDE (ppm)		250		78.00	43.00 - 78.00	1/16/2017	Runoff/leaching from natural deposits, road salt, water softeners
IRON (ppm)		0.3		0.97	0.00 - 0.97	1/16/2017	Runoff/leaching from natural deposits, industrial wastes
MANGANESE (ppm)		0.05	0.3	0.02	0.00 - 0.02	1/16/2017	Leaching from natural deposits
SULFATE (ppm)		250		65.00	46.00 - 65.00	1/16/2017	Runoff/leaching from natural deposits, industrial wastes
ZINC (ppm)		5		0.01	0.00 - 0.01	1/16/2017	Runoff/leaching from natural deposits, industrial wastes

Showing 1 to 5 of 5 entries

[Previous](#) [Next](#)

Unregulated Contaminants

Unregulated contaminants are those for which EPA has not established drinking water standards. The purpose of unregulated contaminant monitoring is to assist EPA in determining the occurrence of unregulated contaminants in drinking water and whether future regulation is warranted. EPA required us to participate in this monitoring.

Contaminant (units)	Level Found	Range	Sample Date (if prior to 2019)
DICAMBA (ppb)	0.35	0.00 - 0.35	1/16/2017

Showing 1 to 1 of 1 entries

[Previous](#) [Next](#)

Volatile Organic Contaminants

Contaminant (units)	Site	MCL	MCLG	Level Found	Range	Sample Date (if prior to 2019)	Violation	Typical Source of Contaminant
TRICHLOROETHYLENE (ppb)		5	0	0.1	0.0 - 0.3		No	Discharge from metal degreasing sites and other factories
Showing 1 to 1 of 1 entries								Previous Next

Health effects for any contaminants with MCL violations/Action Level Exceedances/SMCL exceedances/PHGS or HAL exceedances

Contaminant	Health Effects
IRON	Waters containing iron in quantities above the SMCL are not hazardous to health but may be objectionable for taste, odor, or color.
Showing 1 to 1 of 1 entries	
Previous Next	

Additional Health Information

If present, elevated levels of lead can cause serious health problems, especially for pregnant women and young children. Lead in drinking water is primarily from materials and components associated with service lines and home plumbing. Cedarburg L & W Commission is responsible for providing high quality drinking water, but cannot control the variety of materials used in plumbing components. When your water has been sitting for several hours, you can minimize the potential for lead exposure by flushing your tap for 30 seconds to 2 minutes before using water for drinking or cooking. If you are concerned about lead in your water, you may wish to have your water tested. Information on lead in drinking water, testing methods, and steps you can take to minimize exposure is available from the Safe Drinking Water Hotline or at www.epa.gov/safewater/lead.

WI Public Water System Consumer Confidence Report Generation

Home/Select System
 CCR Section
 Get CCR Document
 Get CCR Certification

Detected Contaminants

[Save and Continue](#)

Contaminant Detect Information

Enter information regarding additional monitoring which indicates the presence of other contaminants in the finished water.

If you were required to perform UCMR testing within the past 5 years, enter the following for all detected contaminants: the name of the contaminant, the average, the range at which the contaminant was detected, and the sample date if it was prior to last year.

Disinfection Byproducts

Contaminant (units)	Site	MCL	MCLG	Level Found	Range	Sample Date (if prior to 2022)	Violation	Typical Source of Contaminant
HAA5 (ppb)	D-10	60	60	3	3		No	By-product of drinking water chlorination
HAA5 (ppb)	D-11	60	60	3	3		No	By-product of drinking water chlorination
TTHM (ppb)	D-10	80	0	18.1	18.1		No	By-product of drinking water chlorination
TTHM (ppb)	D-11	80	0	9.3	9.3		No	By-product of drinking water chlorination

Showing 1 to 4 of 4 entries [Previous](#) [Next](#)

Inorganic Contaminants

Contaminant (units)	Site	MCL	MCLG	Level Found	Range	Sample Date (if prior to 2022)	Violation	Typical Source of Contaminant
ARSENIC (ppb)	10	n/a	4	0 - 4	1/28/2020	No	Erosion of natural deposits; Runoff from orchards; Runoff from glass and electronics production wastes	
BARIUM (ppm)	2	2	0.150	0.072 - 0.150	1/28/2020	No	Discharge of drilling wastes; Discharge from metal refineries; Erosion of natural deposits	
FLUORIDE (ppm)	4	4	0.5	0.2 - 0.5	1/28/2020	No	Erosion of natural deposits; Water additive which promotes strong teeth; Discharge from fertilizer and aluminum factories	
NICKEL (ppb)	100		1.9000	1.6000 - 1.9000	1/28/2020	No	Nickel occurs naturally in soils, ground water and surface waters and is often used in electroplating, stainless steel and alloy products.	
NITRATE (N03-N) (ppm)	10	10	1.60	0.00 - 1.60		No	Runoff from fertilizer use; Leaching from septic tanks, sewage; Erosion of natural deposits	
SODIUM (ppm)	n/a	n/a	41.00	18.00 - 41.00	1/28/2020	No	n/a	
THALLIUM TOTAL (ppb)	2	0.5	0.1	0.0 - 0.1	1/28/2020	No	Leaching from ore-processing sites; Discharge from electronics, glass, and drug factories	

Showing 1 to 7 of 7 entries [Previous](#) [Next](#)

Contaminant (units)	Action Level	MCLG	90th Percentile Level Found	# of Results	Sample Date (if prior to 2022)	Violation	Typical Source of Contaminant
COPPER (ppm)	AL=1.3	1.3	0.7500	0 of 30 results were above the action level.	8/11/2020	No	Corrosion of household plumbing systems; Erosion of natural deposits; Leaching from wood preservatives
LEAD (ppb)	AL=15	0	7.20	2 of 30 results were above the action level.	8/11/2020	No	Corrosion of household plumbing systems; Erosion of natural deposits

Showing 1 to 2 of 2 entries [Previous](#) [Next](#)

PFAS Contaminants with a Recommended Health Advisory Level

Perfluoroalkyl and polyfluoroalkyl substances (PFAS) are a large group of human-made chemicals that have been used in industry and consumer products worldwide since the 1950. The following table list PFAS contaminants which were detected in your water and that have a Recommended Public Health Groundwater Standard (RPHGS) or Health Advisory Level (HAL). There are no violations for detections of contaminants that exceed the RPHGS or HAL. The RPHGS are levels at which concentrations of the contaminant present a health risk and are based on guidance provided by the Wisconsin Department of Health Services.

Typical Source of Contaminant Drinking water is one way that people can be exposed to PFAS. In Wisconsin, two-thirds of people use groundwater as their drinking water source. PFAS and release from consumer products in landfills.

Contaminant (units)	Site	RPHGS or HAL (PPT)	Level Found	Range	Sample Date
PFBS (ppt)		450000	2.23	0.00 - 2.23	
PFHXS (ppt)		40	1.53	0.00 - 1.53	

Showing 1 to 2 of 2 entries Previous Next

Radioactive Contaminants

Contaminant (units)	Site	MCL	MCLG	Level Found	Range	Sample Date (if prior to 2022)	Violation	Typical Source of Contaminant
COMBINED URANIUM (ug/l)		30	0	0.8	0.3 - 0.8	1/28/2020	No	Erosion of natural deposits
GROSS ALPHA, EXCL. R & U (pCi/l)		15	0	4.4	0.4 - 4.4	1/28/2020	No	Erosion of natural deposits
GROSS ALPHA, INCL. R & U (n/a)		n/a	n/a	4.6	0.0 - 4.6	1/28/2020	No	Erosion of natural deposits
RADIUM, (226 + 228) (pCi/l)		5	0	0.7	0.0 - 0.7	1/28/2020	No	Erosion of natural deposits

Showing 1 to 4 of 4 entries Previous Next

Contaminants with a Public Health Groundwater Standard, Health Advisory Level, or a Secondary Maximum Contaminant Level

The following table lists contaminants which were detected in your water and that have either a Public Health Groundwater Standard (PHGS), Health Advisory Level (HAL), or a Secondary Maximum Contaminant Level (SMCL), or both. There are no violations for detections of contaminants that exceed Health Advisory Levels, Public Health Groundwater Standards or Secondary Maximum Contaminant Levels. Secondary Maximum Contaminant Levels are levels that do not present health concerns but may pose aesthetic problems such as objectionable taste, odor, or color. Public Health Groundwater Standards and Health Advisory Levels are levels at which concentrations of the contaminant present a health risk.

Contaminant (units)	Site	SMCL (ppm)	PHGS or HAL (ppm)	Level Found	Range	Sample Date (if prior to 2022)	Typical Source of Contaminant
SULFATE (ppm)		250		65.00	45.00 - 65.00	1/28/2020	Runoff/leaching from natural deposits, industrial wastes

Showing 1 to 1 of 1 entries Previous Next

Volatile Organic Contaminants

Contaminant (units)	Site	MCL	MCLG	Level Found	Range	Sample Date (if prior to 2022)	Violation	Typical Source of Contaminant
TRICHLOROETHYLENE (ppb)		5	0	0.1	0.0 - 0.3		No	Discharge from metal degreasing sites and other factories
VINYL CHLORIDE (ppb)		.2	0	0.1	0.0 - 0.3		No	Leaching from PVC piping; Discharge from plastics factories

Showing 1 to 2 of 2 entries Previous Next

Additional Health Information

If present, elevated levels of lead can cause serious health problems, especially for pregnant women and young children. Lead in drinking water is primarily from materials and components associated with service lines and home plumbing. Cedarburg L & W Commission is responsible for providing high quality drinking water, but cannot control the variety of materials used in plumbing components. When your water has been sitting for several hours, you can minimize the potential for lead exposure by flushing your tap for 30 seconds to 2 minutes before using water for drinking or cooking. If you are concerned about lead in your water, you may wish to have your water tested. Information on lead in drinking water, testing methods, and steps you can take to minimize exposure is available from the Safe Drinking Water Hotline or at www.epa.gov/safewater/lead.