



150 N Patrick Blvd., Suite 180
Brookfield, WI 53045

T 262.879.1212
TRCcompanies.com

February 17, 2021

Mr. John Feeney
Wisconsin Department of Natural Resources
1155 Pilgrim Road
Plymouth, WI 53073

Subject: Groundwater Monitoring and Progress Report
Lime Kiln Park and West Plume Area
Village of Grafton, Wisconsin
BRRTS Activity #02-46-549906 and #02-46-000743
TRC No. 412091.0000

Dear Mr. Feeney:

Please find enclosed the Groundwater Monitoring and Progress Report for the Lime Kiln Park and West Plume Area, covering the period of January through December 2020.

This report is prepared and submitted to comply with the work items needed for the site according to the DNR letter dated May 1, 2019, which includes:

- An updated groundwater monitoring and progress report, with both Lime Kiln Park and West Plume Area BRRTS activities addressed in the same report; and
- A summary of work conducted to perform vapor intrusion screening of nearby receptors.

Please contact me at (608) 572-3845 or aenright@trccompanies.com with any questions.

Sincerely,

TRC Environmental Corporation

Alia Enright, P.E.
Project Manager

Stephen Sellwood, P.G.
Senior Hydrogeologist

cc: Amber Thomas – Village of Grafton (pdf via email)



Groundwater Monitoring and Progress Report

2020 Reporting Period

February 2021

Lime Kiln Park and West Plume
Area

BRRTS Sites

#02-46-549906 & #02-46-000743

Grafton, Wisconsin

Prepared For:

Village of Grafton
675 North Green Bay Road
Grafton, Wisconsin 53024

Prepared By:

TRC Environmental Corporation
150 N. Patrick Blvd., Suite 180
Brookfield, Wisconsin 53045

Prepared by:

Aaron Sobbe
Staff Engineer

Reviewed and Approved by:

Alia Enright, P.E. (WI)
Project Manager

Reviewed and Approved by:

Stephen Sellwood, P.G.
Senior Hydrogeologist

TABLE OF CONTENTS

1.0	BACKGROUND	1
1.1	Site Location	1
1.2	Site Address	1
1.3	Responsible Party	1
1.4	Environmental Consultant	1
1.5	Professional Engineer Certification	2
1.6	Certified Hydrogeologist Certification	2
1.7	Site Investigation Summary	3
1.8	Current Status	3
2.0	ANNUAL GROUNDWATER MONITORING PROGRAM	5
2.1	Monitoring Plan	5
2.2	Field Methods	5
2.2.1	Monitoring Wells and Piezometers	5
2.2.2	Private Wells	5
2.3	Conceptual Hydrogeologic Model	6
2.4	Groundwater Quality Monitoring	6
2.4.1	Monitoring Wells and Piezometers	6
2.4.2	Private Wells	7
2.5	Trend Analysis Discussion	7
3.0	SHALLOW GROUNDWATER SAMPLING	9
3.1	Background	9
3.2	Field Methods	9
3.3	Sampling Results	10
4.0	VAPOR INTRUSION	11
4.1	Background	11
4.2	Vapor Intrusion Assessment	11
4.2.1	Manchester Drive	11
4.2.2	Green Bay Road	12
5.0	CONCLUSIONS AND RECOMMENDATIONS	13
5.1	Annual Groundwater Monitoring Program	13
5.2	Vapor Assessment	13
6.0	REFERENCES	14

TABLES

Table 1:	Current Annual Monitoring Program.....	16
Table 2:	Well Information and Groundwater Elevations	17
Table 3:	2020 Groundwater Analytical Results	18
Table 4:	Parameters That Exceed Current NR 140 Standards.....	21
Table 5:	Proposed Annual Monitoring Program	23

FIGURES

Figure 1:	Site Location Map	25
Figure 2:	Site Layout Map	26
Figure 3:	Groundwater Flow Map – March 30, 2020	27
Figure 4:	TCE Isocontour Map	28
Figure 5:	cis-1,2-DCE Isocontour Map	29
Figure 6:	Vinyl Chloride Isocontour Map	30

APPENDICES

Appendix A:	Laboratory Reports	31
Appendix B:	Concentration Trend Graphs.....	242
Appendix C:	Shallow Groundwater Sampling Field Documentation.....	247

1.0 Background

1.1 Site Location

The Lime Kiln Landfill/West Plume area is located near Lime Kiln Park, within the limits of the Village of Grafton (Village), Ozaukee County, Wisconsin; see Figure 1. The Milwaukee River borders the south and east edges of the park, while residential areas border the northeast, west, and southwest sides of the park. Residential areas are also located on the east side of the Milwaukee River. Industrial and commercial properties are located west, north, and northwest along Wisconsin Avenue.

1.2 Site Address

Lime Kiln Park – Grafton Vil, BRRTS #02-46-000743
Green Bay Rd & Falls Rd.
Grafton, Ozaukee County, WI 53024
SW ¼ of NE ¼ of Section 25, T10N, R21E
Lat. 43.3051265, Long. -87.9543264
Parcel ID #100400076000

Grafton Lime Kiln Park, BRRTS #02-46-549906
Green Bay Rd & Falls Rd.
Grafton, Ozaukee County, WI 53024
NE ¼ of NW ¼ of Section 25, T10N, R21E
Lat. 43.305937, Long. -87.9550536
Parcel ID #100400076000

1.3 Responsible Party


Village of Grafton
Amber Thomas, PE
Director of Public Works/Village Engineer
675 North Green Bay Road
Grafton, WI 53024
AThomas@Village.Grafton.wi.us
(262) 375-5325

1.4 Environmental Consultant

TRC Environmental Corporation
Alia Enright, PE
Project Manager
150 N Patrick Boulevard, Suite 180
Brookfield, WI 53045
AEnright@trccompanies.com
(608) 572-3845


1.5 Professional Engineer Certification

I, Alia Enright, hereby certify that I am a registered professional engineer in the State of Wisconsin, registered in accordance with the requirements of ch. A-E 4, Wis. Adm. Code; that this document has been prepared in accordance with the Rules of Professional Conduct in ch. A-E 8, Wis. Adm. Code; and that, to the best of my knowledge, all information contained in this document is correct and the document was prepared in compliance with all applicable requirements in chs. NR 700 to 726, Wis. Adm. Code.



Signature and P.E. Number


E-47666



P.E. Stamp

1.6 Certified Hydrogeologist Certification

I, Stephen Sellwood, hereby certify that I am a hydrogeologist as that term is defined in s. NR 712.03 (1), Wis. Adm. Code, am registered in accordance with the requirements of ch. GHSS 2, Wis. Adm. Code, or licensed in accordance with the requirements of ch. GHSS 3, Wis. Adm. Code, and that, to the best of my knowledge, all of the information contained in this document is correct and the document was prepared in compliance with all applicable requirements in chs. NR 700 to 726, Wis. Adm. Code.



Signature

February 17, 2021
Date

1.7 Site Investigation Summary

In the early 1980s, the Wisconsin Department of Natural Resources (WDNR) detected volatile organic compounds (VOCs) in municipal wells within Grafton. As a result of these detections, the WDNR then sampled public, private, and groundwater monitoring wells throughout Grafton to determine the degree and extent of contamination (IT Corporation, 1989).

In 1996, trichloroethene (TCE) was detected in a Grafton municipal water supply well. In July of that same year, VOCs were detected in a private water supply well. As a result of these incidents, the WDNR and the Department of Health Services (DHS) performed sampling at 95 residential wells. Based on the results of this sampling the Lime Kiln Landfill was identified as a source of contamination. On July 7, 1997, the Village of Grafton signed the United States Environmental Protection Agency's (EPA) consent order which required the Village to abandon impacted private wells and provide clean drinking water to affected properties. From 1997 to 1998 the Village abandoned 32 private wells and extended the Village water supply to associated residences.

In 1999 the Village conducted site investigation activities which identified and differentiated the groundwater contamination as two plumes: the Lime Kiln Park Plume and the West Plume (Earth Tech, 1999). The Village then signed an agreement to be the Responsible Party for the West Plume following Potentially Responsible Party negotiations.

Beginning in 2000, the Village conducted quarterly groundwater sampling for the two sites, as summarized in various progress reports (Earth Tech, 2001; Earth Tech, 2002; Earth Tech, 2003; Earth Tech, 2004; Earth Tech, 2005; Earth Tech, 2007; AECOM, 2014). The Village proposed site investigation procedures to address data gaps for the West Plume (REI, 2008), with the results and recommendations later summarized in a Site Investigation and Preliminary Remedial Action Evaluation (AECOM, 2017). In January 2019, the Village submitted an updated progress report for the two sites (AECOM, 2019).

The Village has completed almost 25 years of investigation and monitoring for two plumes associated with the two BRRTS sites (#02-46-000743 and #02-46-549906). The West Plume and the Lime Kiln Park plume emanate from two distinct sources and mix beneath the Manchester Drive area. The Village is currently the Responsible Party for addressing both sites.

1.8 Current Status

In a letter to the Village dated May 1, 2019, the WDNR listed the following needed work items:

- Provide a vapor intrusion screening of nearby receptors.
- Submit an annual groundwater monitoring and progress report, with both Lime Kiln Park Landfill and West Plume BRRTS activities addressed in the same report.

In 2020, TRC conducted shallow groundwater sampling to assess the vapor intrusion pathway and conducted quarterly groundwater sampling according to the Recommended Monitoring Plan (AECOM, 2019). Additional details regarding the work conducted in 2020 are included in the following sections.

2.0 Annual Groundwater Monitoring Program

2.1 Monitoring Plan

The annual monitoring program implemented in 2020 was based on the sampling plan proposed by the Village's previous consultant (AECOM, 2019). The program is summarized in Table 1; see Figure 2 for site layout. Sampling included laboratory analysis of VOCs (EPA 8260) and field measurements of indicator parameters (pH, temperature, conductivity, dissolved oxygen [DO], and oxidation/reduction potential [ORP]) during sampling.

2.2 Field Methods

2.2.1 Monitoring Wells and Piezometers

Prior to sampling, TRC collected depth to water level readings from the wells using an interface probe. Well construction information, depth to water measurements, and groundwater elevations are included in Table 2. Monitoring wells and piezometers were sampled via low flow methods using a submersible pump. During Q1, Q2, and Q3 2020, piezometer P7B was sampled using a Wattera Hydrolift-2 pump, which is an oscillating pump that requires a check valve to draw water for sampling. This was used because the previous consultant noted that P7B was a 1.7-inch diameter well, which would not accommodate the submersible pump used in other wells. TRC staff observed that information was incorrect, and P7B is in fact a 2-inch well. The submersible pump was used at P7B for Q4 2020 sampling.

Wells were low-flow purged prior to sampling and stabilization parameters were monitored using a water quality multiparameter meter with a flow through cell. Once field parameters stabilized, groundwater samples were collected from the pump discharge using laboratory-provided sample bottles. Samples were submitted to ALS Laboratories in Holland, Michigan for laboratory analysis of VOCs using EPA Method 8260B. The laboratory reports are provided in Appendix A and groundwater analytical results are included in Table 3.

2.2.2 Private Wells

Prior to sampling private wells included in the monitoring program, TRC purged the private wells by discharging 80 to 100 gallons of water from the outdoor spigot or from an interior spigot located upstream of the water softening system. This was done to allow the well pump to draw formation water, and to remove water within the home's holding tank. Once the well was purged a sample was collected and water quality readings were obtained using the multiparameter water quality meter. Private well samples were submitted to ALS Laboratories in Holland, Michigan for analysis of VOCs using EPA Method 8260B. The laboratory reports are provided in Appendix A, and results are displayed in Table 3.

PW1716LR was not sampled in Q1 2020 because the outdoor spigot was turned off, and access to an indoor spigot was not granted by the property owner due to concerns of potential COVID-19 transmission.

2.3 Conceptual Hydrogeologic Model

The geology at the site has been described in previous site reports (e.g., AECOM, 2015; 2017). Based on previous descriptions, the geology at the site consists of thin (<25 feet) unconsolidated sediment deposits overlying dolomite bedrock. The uppermost bedrock consists of the Silurian Racine Formation. The Racine Formation is approximately 200 feet thick near the site and consists of approximately 170 to 180 feet of undifferentiated fractured and porous dolomite underlain by approximately 20 to 30 feet of porous dolomite described as the Romeo beds. The Romeo beds are underlain by dolomite of the Silurian Waukesha Formation. The Waukesha dolomite was previously described as being unfractured and having low porosity, and as a result, has been characterized as an aquitard (AECOM, 2017).

Groundwater flow at the site occurs primarily in the undifferentiated Racine Formation and the Romeo beds. Groundwater flow direction in the Racine Formation was evaluated by mapping hydraulic heads measured at the site in wells with screen elevations between approximately 625 to 655 feet above mean sea level (amsl). The resulting potentiometric surface map is shown on Figure 3. Groundwater elevations from the Q1 2020 sampling event (March 30, 2020) were used to generate the potentiometric surface map because the other quarterly sampling events include water level measurements from fewer wells. Based on the Q1 2020 head measurements, groundwater flows generally to the southeast and east-southeast (Figure 3). Based on hydraulic head measurements at two site well nests (MW2A/P2B and MW8A/P8B), during all four 2020 quarterly sampling events, vertical hydraulic gradients at the site are downward. Groundwater elevation data for 2020 are included in Table 2.

2.4 Groundwater Quality Monitoring

2.4.1 Monitoring Wells and Piezometers

Groundwater results for monitoring wells and piezometers are shown in Table 3, and the laboratory reports are provided in Appendix A. A discussion of overall groundwater trends is provided in Section 2.5. NR 140 Enforcement Standard (ES) and Preventive Action Level (PAL) exceedances include chlorinated VOCs (CVOCs), as shown in Table 4 and summarized here.

- Tetrachloroethene (PCE) generally exceeds the NR 140 PAL in P3B.
- Trichloroethene (TCE) generally exceeds the NR 140 ES in wells LH1, MW2A (one round), MW8A, P2B, P3B, P8B, and P9B and the NR 140 PAL in P10B and MW2A.
- Cis-1,2-dichloroethene (cis-1,2-DCE) generally exceeded the NR 140 ES in P2B and the NR 140 PAL in LH-1, MW2A, MW8A, and P8B.
- 1,1-Dichloroethene generally exceeds the NR 140 PAL in P2B and P8B.
- Vinyl chloride (VC) generally exceeds the NR 140 ES in MW2A, MW8A, P2B, and P8B.

Other VOCs detected in wells at concentrations less than the respective NR 140 PAL or ES standards include 1,1,1-trichloroethane, 1,1-dichloroethane, 2-butanone, trans-1,2-dichloroethene, and trichlorotrifluoroethane (Freon 113).

2.4.2 Private Wells

All private well samples collected in 2020 were non-detect for all VOC parameters analyzed. Groundwater results for private wells are located in Table 3, and the laboratory reports are provided in Appendix A.

2.5 Trend Analysis Discussion

Concentration versus time plots for the 15 wells sampled during 2020 are shown in Appendix B. The plots include historical data for four CVOCs of interest at the site (PCE, TCE, cis-1,2-DCE, and VC). While other VOCs have been detected in site wells, these four CVOCs represent the only current ES exceedances at the site and they are found in wells where other VOCs are detected and are thus useful indicators of overall plume distribution. Finally, these four CVOCs represent a biodegradation chain from PCE and TCE to VC, and thus serve as indicators of plume biodegradation. Trend observations for these four CVOCs in specific wells are provided below.

PCE

PCE was detected at concentrations exceeding the PAL in samples from only one well (P3B) in 2020, and the detected concentrations were below the ES. Based on a review of the concentration-time plot, detected concentrations of PCE at P3B have been decreasing for approximately 10 years. In addition, PCE has been mostly undetected in samples from LH1 for the last 10 years, indicating that PCE is largely absent from the source area.

TCE

The highest TCE concentrations at the site in 2020 were detected in samples from P2B and P8B. The long-term trend for TCE at P2B is decreasing. Historical trend analyses for TCE at P8B have previously suggested increasing TCE concentrations. However, the current concentration-time plot for TCE at P8B suggests that TCE concentrations have been decreasing since reaching a peak seven or eight years ago.

TCE concentrations in groundwater samples from four other site wells (MW2A, MW8A, P3B, and P9B) also exceeded the ES at least once during 2020. The TCE concentration-time plots for these wells indicate that TCE concentrations at MW2A have decreased over time and are usually below the ES, TCE concentrations at MW8A show a long-term decreasing trend, and TCE concentrations at P3B have been decreasing for at least the last ten years. TCE concentrations at P9B have slightly increased over time but results from recent sampling events suggest this trend may be reversing. Finally, TCE concentrations in samples from LH1 have also demonstrated a long-term decreasing trend, indicating decreasing levels of TCE in the source area.

TCE can be sourced directly from landfill waste or can form as a breakdown product of PCE undergoing reductive dechlorination. The general lack of detection of PCE at the site indicates there is very little PCE to serve as a source of TCE. Given the generally low concentrations of TCE at LH1 and the lack of PCE to serve as a source of TCE, it is expected that TCE concentrations will continue to decrease at the site. The approximate extent of TCE in site groundwater is shown on Figure 4.

Cis-1,2-DCE

Cis-1,2-DCE concentrations exceed the ES at only one site well, P2B, and the long-term trend suggests that cis-1,2-DCE concentrations at P2B are decreasing. Cis-1,2-DCE concentrations in groundwater samples from four other site wells (LH1, MW2A, MW8A, and P8B) exceeded the PAL at least once during 2020. The long-term trend for cis-1,2-DCE at LH1 is decreasing. Cis-1,2-DCE exceeded the PAL at MW2A in only one of the four 2020 samples and the one exceedance appears to be anomalous. Concentrations of cis-1,2-DCE at P8B have been decreasing for approximately 10 years.

Concentrations of cis-1,2-DCE at MW8A have been increasing for approximately 10 years; however, concentrations are still well below historic highs in this well. Cis-1,2-DCE is a breakdown product of TCE undergoing reductive dechlorination. The increasing concentrations of cis-1,2-DCE detected in samples from MW8A are likely related to the decreasing concentrations of TCE at well P2B, which is located upgradient of MW8A. As groundwater near P2B travels downgradient, the TCE degrades and generates cis-1,2-DCE. As the TCE continues to degrade, less TCE is available to serve as a source, thus there is a limit to how high the cis-1,2-DCE concentrations at MW8A can climb before biodegradation of the cis-1,2-DCE will result in decreasing concentrations. Continued monitoring is warranted to track these trends. The approximate extent of cis-1,2-DCE in site groundwater is shown on Figure 5.

VC

VC concentrations exceed the ES in groundwater samples from four site wells (MW2A, MW8A, P2B, and P8B). VC concentrations in these four wells have all decreased from historic highs and demonstrate generally decreasing trends. The approximate extent of VC in site groundwater is shown on Figure 6.

Concentration Trend Summary

CVOC concentration trends are overwhelmingly decreasing in site wells, indicating that biodegradation and other natural attenuation processes are effectively managing the groundwater plume. In addition, decreasing concentration trends at LH1 indicate a decrease in the mass of CVOCs entering the groundwater in the source area. As a result, the groundwater plume is expected to recede over time.

3.0 Shallow Groundwater Sampling

3.1 Background

In a May 1, 2019 letter to the Village of Grafton, the WDNR requested a vapor intrusion screening of the Manchester Drive subdivision and homes along Green Bay Road due to the TCE NR 140 ES exceedance at well MW8A (WDNR, 2019). On July 2, 2019, AECOM responded by providing a limited vapor intrusion assessment to the WDNR, in which it recommended three properties be sampled for vapor intrusion: 1767, 1749, and 1741 Manchester Drive (AECOM, 2019). The WDNR requested a similar assessment along Green Bay Road.

The WDNR's original request for a vapor investigation was based on incorrect information that indicated MW8A was a water table well. The WDNR stated, "The Manchester Drive subdivision is of concern because of a Wis. Admin. § NR 140.10 Enforcement Standard exceedance for TCE that was identified in water table well MW-8A," (WDNR, 2019). However, MW8A is screened at 105 to 115 feet below ground surface (bgs), which is approximately 50 feet below the water table (depth to water was generally measured at approximately 52 feet bgs in 2020).

Sampling groundwater at the true water table would provide data to determine if the water table was unimpacted and therefore the vapor intrusion pathway could be ruled out. Therefore, on June 30, 2020 TRC submitted a Site Investigation Workplan to the WDNR to complete a shallow groundwater assessment for the Manchester Drive and Green Bay Road residential areas near the Lime Kiln Landfill site to further evaluate the vapor intrusion pathway (TRC, 2020). On September 1, 2020, the WDNR approved the Site Investigation Workplan (WDNR, 2020).

3.2 Field Methods

Temporary wells were installed with a Geoprobe® using the Screen Point 16 (SP-16) sampling tool. The SP-16 sampling tool drills to the desired depth, then the boring rods are extracted, and a screen is deployed, leaving behind an extendable groundwater sampling point. To extract groundwater, a peristaltic pump is used, or if groundwater is deeper than the peristaltic pump's ability, a ball valve is placed at the end of the tubing, and an oscillating motion draws the water to the surface. Following sample collection, the sampling tool was returned to the surface and the borehole was abandoned following NR 141 requirements. Abandonment forms and well construction diagrams for this shallow groundwater sampling work are provided in Appendix C.

A total of eight screen point sampling locations (SP-01A, SP-01B, SP-01C, SP-02, SP-03A, SP-03B, SP-04A, and SP-04B) were attempted, with only one location (SP-02) producing sufficient water for sample collection, as described below.

Green Bay Road

On September 29 and 30, 2020, SP-01A, SP-01B, SP-01C, and SP-02 were installed along the shoulder of Green Bay Road. SP-01A, SP-01B, and SP-01C had refusal depths of 14.5 ft, 14.2 ft, and 13.5 ft respectively, likely due to shallow bedrock. Groundwater was not encountered in these borings.

SP-02 was installed to a depth of 34 ft, and groundwater was encountered at 13.3 ft. The groundwater was collected on September 29, 2020 using low flow sampling techniques following stabilization of indicator parameters. A sample was collected and analyzed for VOCs using EPA Method 8260B at ALS Laboratories in Holland, Michigan.

Manchester Drive

On September 29 and 30, 2020, SP-03A, SP-03B, SP-04A, and SP-04B were installed within the Manchester Drive right-of-way. SP-03A was installed to a depth of 45 ft, and initially groundwater was not encountered. After allowing the well to stabilize, a depth to water was recorded at 37.5 ft. A substantial amount of silt was observed on the water level meter. Tubing with a ball valve at the end was lowered into the screen and sample collection was attempted. The sediment in the well clogged the ball valve and inhibited it from drawing enough water to the surface for a sample. Multiple attempts to collect a sample were made. A 1-inch schedule 40 PVC temporary well was placed within the borehole and a bentonite seal was placed at the surface to inhibit surface water infiltration. SP-03A was checked on October 2, October 8, and during the Q4 2020 sampling event on December 1, 2020. During each of these events the well was dry, so the well was subsequently abandoned.

SP-03B was drilled to a refusal depth of 40' while attempting to allow SP-03A to recharge. SP-04A and SP-04B had refusal depths of 38.6 ft and 36 ft respectively, likely due to shallow bedrock. Groundwater was not encountered in these wells.

3.3 Sampling Results

Due to challenges with installation of shallow groundwater samplers and the depth to groundwater as described above, only one water sample (SP-02) was successfully collected from the eight attempted shallow groundwater sampling locations. SP-02 was non-detect for all VOC parameters analyzed. Groundwater results for SP-02 are located in Table 3, and the laboratory report is provided in Appendix A.

4.0 Vapor Intrusion

4.1 Background

The site investigation work completed to date has been primarily focused on deep portions of the groundwater plumes associated with these two BRRTS activities. As described in Section 3.0, TRC conducted further investigation in 2020 to evaluate CVOC contamination at the water table in order to evaluate potential vapor impacts overlying the plumes.

4.2 Vapor Intrusion Assessment

As discussed in Section 3.1, the WDNR's original request for a vapor assessment of the Manchester Drive subdivision and homes along Green Bay Road was due to an NR 140 ES exceedance of TCE at MW8A. However, this was based on incorrect information that indicated MW-8A was a water table well.

Per the WDNR's RR 800 *Addressing Vapor Intrusion at Remediation & Redevelopment Sites in Wisconsin* guidance document, on Figure 3a CVOC Vapor Intrusion Screening Guidelines, "When groundwater contamination is deep and the water table is clean, the clean water prevents the migration of vapors into the vadose zone. Vapor intrusion is not a risk from the contaminated groundwater in that scenario," (WDNR, 2018). Therefore, even if deeper portions of an aquifer are impacted by CVOCs, if groundwater at the water table is not impacted, vapor intrusion is not a risk pathway of concern.

4.2.1 Manchester Drive

SP-03A, SP-03B, SP-04A, and SP-04B were installed within the Manchester Drive right-of-way during the shallow groundwater sampling effort described in Section 3.0. However, these sampling locations did not yield sufficient groundwater to collect a sample. Though a water table sample could not be collected in this area to confirm the water table is not impacted, there are no indications that the water table is impacted based on the conceptual site model described in Section 2.3 and outlined below.

- The 2020 MW8A TCE concentrations either slightly exceeded or were less than the NR 140 Enforcement Standard of 5 µg/L.
 - Q1 – 8.7 µg/L
 - Q2 – 6.8 µg/L
 - Q3 – 3.8 µg/L
 - Q4 – 12 µg/L
- These "shallow" NR 140 Enforcement Standard exceedances of TCE detected at MW8A are not from water collected at the water table, but rather are from groundwater approximately 50 feet deeper than the water table surface.
 - MW8A is screened from 105 to 115 ft bgs.

- MW8A depths to groundwater in 2020 were approximately 52 feet bgs (Q1 – 52.05 ft bgs, Q2 – 52.00 ft bgs, Q3 – 54.16 ft bgs, and Q4 – 52.82 ft bgs).
- The Milwaukee River is situated between the Lime Kiln Park site and the residential properties along Manchester Drive. The river serves as a hydrologic barrier that prevents contaminants at the water table on the source side of the river from traveling along the water table to the other side of the river. In addition, the vertical hydraulic gradients measured at site well nests, including MW8A and P8B in the area of interest, are downward. Thus, groundwater that travels below the river continues to migrate downward. As a result, site hydrogeology prevents the migration of VOCs from the source areas to the water table in the vicinity of Manchester Drive.

Because there are no indications that the water table is contaminated along Manchester Drive, vapor intrusion in this area is not a risk pathway concern, per RR 800 guidance.

4.2.2 Green Bay Road

SP-01A, SP-01B, SP-01C, and SP-02 were installed along the shoulder of Green Bay Road during the shallow groundwater sampling effort described in Section 3.0. A water table sample was collected from SP-02 on September 29, 2020. The sample was non-detect for all VOC parameters analyzed.

Because the water table is not contaminated along Green Bay Road, vapor intrusion in this area is not a risk pathway concern, per RR 800 guidance.

5.0 Conclusions and Recommendations

5.1 Annual Groundwater Monitoring Program

The current groundwater monitoring program at the site, as outlined in Section 2.1, includes four quarterly monitoring rounds. The Village has completed almost 25 years of investigation and monitoring for the plumes associated with the two BRRTS sites. This wealth of historical groundwater monitoring data provides sufficient information regarding both seasonal fluctuations in groundwater flow and concentration trends, as well as overall contaminant degradation trends over time.

Because the existing data for the site indicate that changes in contaminant concentrations develop on the time scale of multiple years, continued quarterly monitoring of the site is no longer warranted. TRC proposes to reduce groundwater sampling frequency from four quarterly events to one annual event per year, as outlined in Table 5. This frequency of continued monitoring will allow for the continued monitoring of plume extents and natural attenuation processes at the site.

5.2 Vapor Assessment

Based on the conceptual site model of groundwater flow and the groundwater sampling conducted to date for the Lime Kiln Park and West Plume, there are no indications that the water table is contaminated along Green Bay Road or Manchester Drive. Per RR 800 *Addressing Vapor Intrusion at Remediation & Redevelopment Sites in Wisconsin*, because groundwater at the water table is not impacted, vapor intrusion is not a risk pathway of concern at these sites. As such, no additional vapor intrusion assessment or investigation activities are recommended.

6.0 References

- AECOM. 2015. 2014 Progress Report. April 2015.
- AECOM. 2017. West Plume. Site Investigation and Preliminary Remedial Action Evaluation. February 28, 2017.
- AECOM. 2019. Request for Status Update. Grafton Lime Kiln Park Landfill and Lime Kiln Park, Village of Grafton. July 2, 2019.
- Earth Tech. 1999. Site Investigation and Preliminary Remedial Action Identification. 1999.
- Earth Tech. 2001. 2000 Groundwater Monitoring Plan Annual Report. November 8, 2001.
- Earth Tech. 2002. 2001 Annual Report. November 2002
- Earth Tech. 2003. 2002 Annual Report. December 2003.
- Earth Tech. 2004. 2003 Annual Report. December 2004.
- Earth Tech. 2005. 2004 Annual Report. June 2005.
- Earth Tech. 2007. 2006 Annual Report. June 2007.
- IT Corporation. 1987. Groundwater Investigation of Volatile Organic Compounds Occurrence in Grafton, Wisconsin. February 1987.
- REI. 2008. Site Work Plan. May 2008.
- TRC. 2020. Site Investigation Workplan. Lime Kiln Landfill and West Plume Area. June 30, 2020.
- WDNR. 2018. Addressing Vapor Intrusion at Remediation & Redevelopment Sites in Wisconsin. Publication RR-800. January 2018.
- WDNR. 2019. Request for Status Update. Grafton Lime Kiln Park and Lime Kiln Park Grafton Village, Green Bay & Falls Roads, Grafton. May 1, 2019.
- WDNR. 2020. Site Investigation Workplan Approval. Grafton Lime Kiln Park and Lime Kiln Park Grafton Village, Green Bay & Falls Roads, Grafton, BRRTS #02-46-549906 and #02-46-000743. September 11, 2020.

Tables

- Table 1: Current Annual Monitoring Program**
- Table 2: Well Information and Groundwater Elevations**
- Table 3: 2020 Groundwater Analytical Results**
- Table 4: Parameters That Exceed Current NR 140 Standards**
- Table 5: Proposed Annual Monitoring Program**

**Table 1 – Current Annual Monitoring Program
 BRRTS #02-46-549906 and #02-46-000743
 Lime Kiln Park and West Plume
 Grafton, Ozaukee County, Wisconsin**

Q1	Q2	Q3	Q4
LH1	MW2A	MW2A	MW2A
MW2A	P2B	P2B	P2B
P2B	7B	P3B	P7B
P3B	MW8A	P7B	MW8A
P4B	P8B	MW8A	P8B
P7B	P10B	P8B	P10B
MW8A	PW1716LR	P9B	PW1716LR
P8B		P10B	
P9B		PW717HC	
P10B		PW1716LR	
PW717HC		PW1530LR	
PW1716LR		PW1587LR	
PW1530LR		PW461HR	
PW1587LR			
PW461HR			

**Table 2 – Well Information and Groundwater Elevations
BRRTS #02-46-549906 and #02-46-000743
Lime Kiln Park and West Plume
Grafton, Ozaukee County, Wisconsin**

Well ID (sorted by screen elevation)	Screened interval (ft bgs)	Measured Well Depth (ft bgs)	Ground Surface Elevation (ft amsl)	Reference Elevation (top of casing, ft amsl)	Top of Screen Elevation (ft amsl)	Bottom of Screen Elevation (ft amsl)	Well Diameter (inches)	2020 Sampling Frequency	Depth to Water (ft bgs)				Water Elevation (ft amsl)			
									Q1 3/30/2020	Q2 6/4/2020	Q3 8/31/2020	Q4 12/1/2020	Q1 3/30/2020	Q2 6/4/2020	Q3 8/31/2020	Q4 12/1/2020
LH-2 (LW-02)	8.5-28.5	30.95	726.9	729.44	720.94	700.94	6	-	25.19	-	-	-	704.25	-	-	-
LH-1 (LW-01)	13-33	35.61	728.8	731.95	718.95	698.95	6	A	27.6	-	-	-	704.35	-	-	-
MW2A (P2A)	10.5-20.5	22.44	711.0	713.29	702.79	692.79	2	Q	14.27	14.68	15.38	15.54	699.02	698.61	697.91	697.75
P4B	79.5-89.5	93.60	731.3	733.9	654.40	644.40	2	A	20.34	-	-	-	713.56	-	-	-
P10B ⁽¹⁾	63.3-73.3 ⁽¹⁾	73.30	714.0	716.81	653.51	643.51	2	Q	17.22	17.29	18.60	18.55	699.59	699.52	698.21	698.26
P2B	63.5-73.5	75.25	711.5	713.83	650.33	640.33	2	Q	16.81	17.22	18.41	17.77	697.02	696.61	695.42	696.06
P1B	111.5-124	-	757.0	759.32	647.82	635.32	2	-	-	-	-	-	-	-	-	-
P3B	70-80	82.43	714.6	716.97	646.97	636.97	2	S	16.53	-	18.20	-	700.44	-	698.77	-
P6B	139-149	152.91	783.3	785.79	646.79	636.79	2	-	21.13	-	-	-	764.66	-	-	-
P5B	121-131	129.11	764.53	763.91	642.91	632.91	2	-	18.69	-	-	-	745.22	-	-	-
P9B	95-105	106.29	736.47	737.81	642.81	632.81	2	S	41.7	-	43.90	-	696.11	-	693.91	-
MW8A (P8A)	105-115	115.75	745.62	745.27	640.27	630.27	2	Q	52.05	52.00	54.16	52.82	693.22	693.27	691.11	692.45
P7B	55-65	68.4	690.5	693.34	638.34	628.34	2	Q	6.25	7.50	10.78	10.03	687.09	685.84	682.56	683.31
P1C	192-199.5	-	757.0	759.32	567.32	559.82	2	-	-	-	-	-	-	-	-	-
P8B	188-198	200.2	740.35	740.29	552.29	542.29	2	Q	47.61	48.40	50.45	48.53	692.68	691.89	689.84	691.76
P1D	229.5-240	-	757.0	759.32	529.82	519.32	2	-	-	-	-	-	-	-	-	-

Created by: A. Sobbe
Reviewed by: A. Enright

Notes:

1. - = Not applicable or historical information not available.
2. ft bgs = feet below ground surface
3. ft amsl = feet above mean sea level
3. Measured well depth recorded on March 30, 2020. P7B well depth measured June 4, 2020.
4. A = annual; S = semiannual; Q = quarterly
5. Former PW1749 converted to P8B.
6. Former PW1788MD converted to P9B.

**Table 4 – Parameters That Exceed Current NR 140 Standards
BRRTS #02-46-549906 and #02-46-000743
Lime Kiln Park and West Plume
Grafton, Ozaukee County, Wisconsin**

Parameter	Units	NR140 PAL	NR140 ES	LH1	MW02A (P02A)	MW02A (P02A)	MW02A (P02A)	MW02A (P02A)	MW08A (P08A)	MW08A (P08A)	MW08A (P08A)	MW08A (P08A)	P02B	P02B	P02B	P02B	P03B	P03B
				04/01/2020	03/31/2020	06/02/2020	09/01/2020	12/02/2020	04/02/2020	06/02/2020	09/01/2020	12/01/2020	04/01/2020	06/02/2020	08/31/2020	12/01/2020	04/01/2020	08/31/2020
1,1-Dichloroethene	ug/L	0.7	7										1.4		1.0 J	1.2 J		
Chloroform	ug/L	0.6	6															
cis-1,2-Dichloroethene	ug/L	7	70	17 J-		7.0			57 J-	54	35	60	300 J-	120	210	240		
Methylene chloride	ug/L	0.5	5															
Tetrachloroethene	ug/L	0.5	5														1.2 J	1.4
Trichloroethene	ug/L	0.5	5	6.5	3.4	6.6	2.6	2.7	8.7	6.8	3.8	12	96	41	71	98	18	16
Vinyl chloride	ug/L	0.02	0.2			0.87 J	4.0	4.4	3.6	1.3 J	0.88 J	6.3	190	59	160	120		

Notes:

1. NR140 PAL Exceedance: *italics*
2. NR140 ES Exceedance: ***bold+italics***
3. NE = Not established

Footnotes:

¹ = Field Duplicate

Table 4 – Parameters That Exceed Current NR 140 Standards
 BRRTS #02-46-549906 and #02-46-000743
 Lime Kiln Park and West Plume
 Grafton, Ozaukee County, Wisconsin

Parameter	Units	NR140 PAL	NR140 ES	P08B	P08B	P08B	P08B	P08B	P08B	P08B	P08B	P09B	P09B	P10B	P10B	P10B	P10B	TRIP BLANK	TRIP BLANK
				(PW1749MD) 04/02/2020	(PW1749MD) ¹ 04/02/2020	(PW1749MD) 06/02/2020	(PW1749MD) ¹ 06/02/2020	(PW1749MD) 09/01/2020	(PW1749MD) ¹ 09/01/2020	(PW1749MD) 12/01/2020	(PW1749MD) ¹ 12/01/2020	(PW1788MD) 04/02/2020	(PW1788MD) 09/01/2020	04/01/2020	06/02/2020	08/31/2020	12/02/2020	06/02/2020	09/29/2020
1,1-Dichloroethene	ug/L	0.7	7	<i>1.4</i>	<i>1.4</i>	<i>1.5</i>	<i>1.3 J</i>	<i>0.88 J</i>	<i>0.92 J</i>	<i>1.0 J</i>	<i>1.1 J</i>								
Chloroform	ug/L	0.6	6															<i>0.61 J</i>	
cis-1,2-Dichloroethene	ug/L	7	70	<i>53 J-</i>	<i>52 J+</i>	<i>51</i>	<i>54</i>	<i>33</i>	<i>37</i>	<i>39</i>	<i>40</i>								
Methylene chloride	ug/L	0.5	5																<i>4.9</i>
Tetrachloroethene	ug/L	0.5	5																
Trichloroethene	ug/L	0.5	5	<i>90</i>	<i>98</i>	<i>98</i>	<i>110</i>	<i>72</i>	<i>74</i>	<i>98</i>	<i>99</i>	<i>7.6</i>	<i>7.2</i>	<i>1.5</i>	<i>1.5</i>	<i>1.6</i>	<i>1.8</i>		
Vinyl chloride	ug/L	0.02	0.2	<i>5.1</i>	<i>5.0</i>	<i>4.1</i>	<i>4.5</i>	<i>2.0</i>	<i>4.5</i>	<i>3.4</i>	<i>3.4</i>								

Created by: P. Popp
 Reviewed by: A. Enright

Notes:

1. NR140 PAL Exceedance: *italics*
2. NR140 ES Exceedance: ***bold+italics***
3. NE = Not established

Footnotes:

¹ = Field Duplicate

**Table 5 – Proposed Annual Monitoring Program
BRRTS #02-46-549906 and #02-46-000743
Lime Kiln Park and West Plume
Grafton, Ozaukee County, Wisconsin**

Q3
LH1
MW2A
P2B
P3B
P4B
P7B
MW8A
P8B
P9B
P10B
PW717HC
PW1716LR
PW1530LR
PW1587LR
PW461HR

Figures

Figure 1: Site Location Map

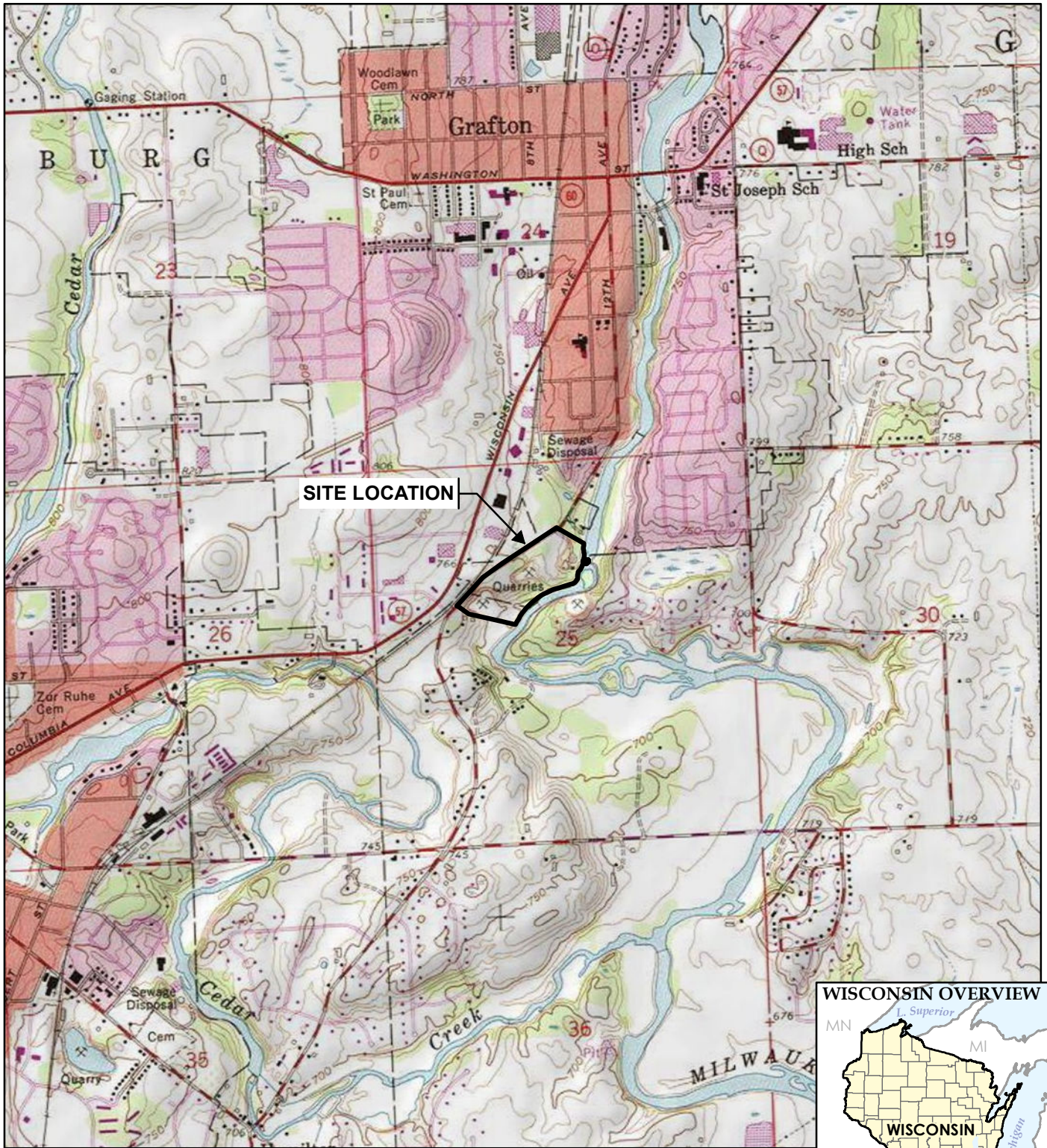
Figure 2: Site Layout Map

Figure 3: Groundwater Flow Map – March 30, 2020

Figure 4: TCE Isocontour Map

Figure 5: cis-1,2-DCE Isocontour Map

Figure 6: Vinyl Chloride Isocontour Map



BASE MAP FROM USGS 7.5 MINUTE TOPOGRAPHIC QUADRANGLE SERIES.



708 Heartland Trail., Suite 3000
Madison, WI 53717
Phone: 608.826.3600

TRC - GIS

PROJECT: **BRRTS #02-46-549906 AND #02-46-000743
LIME KILN PARK AND WEST PLUME
GRAFTON, OZAUKEE COUNTY, WISCONSIN**

TITLE: **SITE LOCATION MAP**

DRAWN BY:	R. SUENICHT
CHECKED BY:	A. ENRIGHT
APPROVED BY:	S. SELLWOOD
DATE:	FEBRUARY 2021
PROJ. NO.:	412091
FILE:	412091-001slm.mxd

FIGURE 1

TRC - GIS
 Coordinate System: NAD 1983 StatePlane Wisconsin South FIPS 4803 Feet (Foot US)
 Plot Date: 2/1/2021 11:20:44 AM by RSUEMNICHT -- LAYOUT: ANSIB(11"x17")
 Path: S:\1-PROJECTS\112091-004_TCE.mxd



LEGEND

- MONITORING WELL LOCATION
- SHALLOW TEMPORARY WELL LOCATION
- PRIVATE WELL LOCATION
- TCE ISOCONCENTRATION CONTOUR (DASHED WHERE INFERRED)
- LIMITS OF WASTE
- SITE BOUNDARY
- TCE CONCENTRATION FROM Q1 2020 SAMPLING EVENT (µG/L)

- NOTES**
- BASE MAP IMAGERY FROM ESRI/MAXAR, OCTOBER 2019.
 - LIMITS OF WASTE EXTENT BASED OFF AECOM FIGURE DATED JUNE 26, 2019.
 - SP-02 SAMPLED SEPTEMBER 29, 2020.
 - PW1716LR UNABLE TO BE SAMPLED Q1 2020 DUE TO ACCESS ISSUES. PW1716LR RESULT FOR Q2 (JUNE 2) 2020 SHOWN.

0 600 1200 Feet

1" = 600'
 1:7,200

PROJECT: **BRRTS #02-46-549906 AND #02-46-000743
 LIME KILN PARK AND WEST PLUME
 GRAFTON, OZAUKEE COUNTY, WISCONSIN**

TITLE: **TCE ISOCONTOUR MAP**

DRAWN BY: R. SUEMNICHT PROJ. NO.: 412091

CHECKED BY: A. ENRIGHT

APPROVED BY: S. SELLWOOD

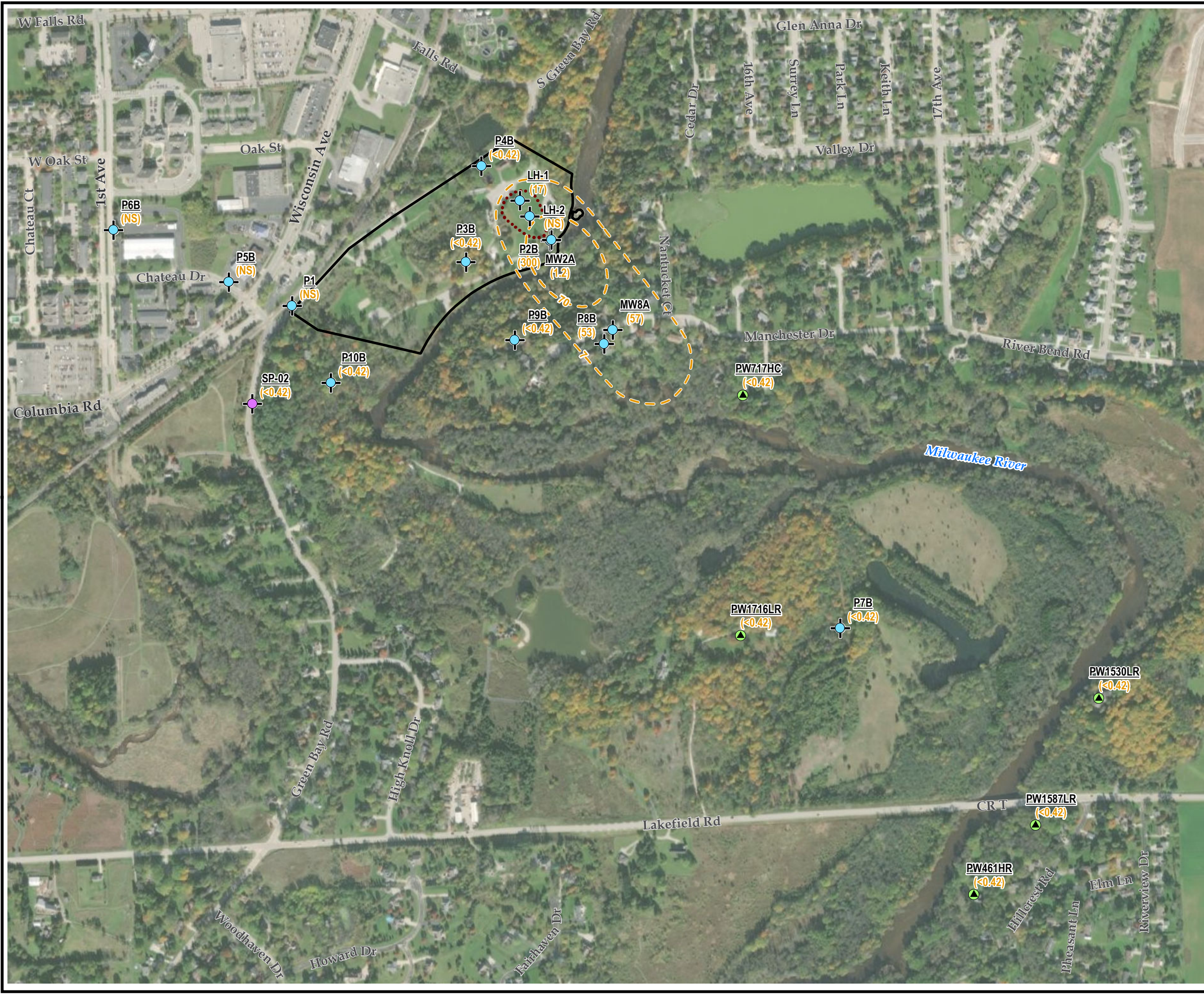
DATE: FEBRUARY 2021

FIGURE 4

708 Heartland Trail, Suite 3000
 Madison, WI 53717
 Phone: 608.826.3600
 www.trccompanies.com

FILE NO.: 412091-004_TCE.mxd

TRC - GIS
 Plot Date: 2/1/2021, 11:27:22 AM by RSUEMNICHT -- LAYOUT: ANSIB(11"x17")
 Path: S:\1-PROJECTS\112091-005_CIS_12_DCE\112091-005_CIS_12_DCE.mxd



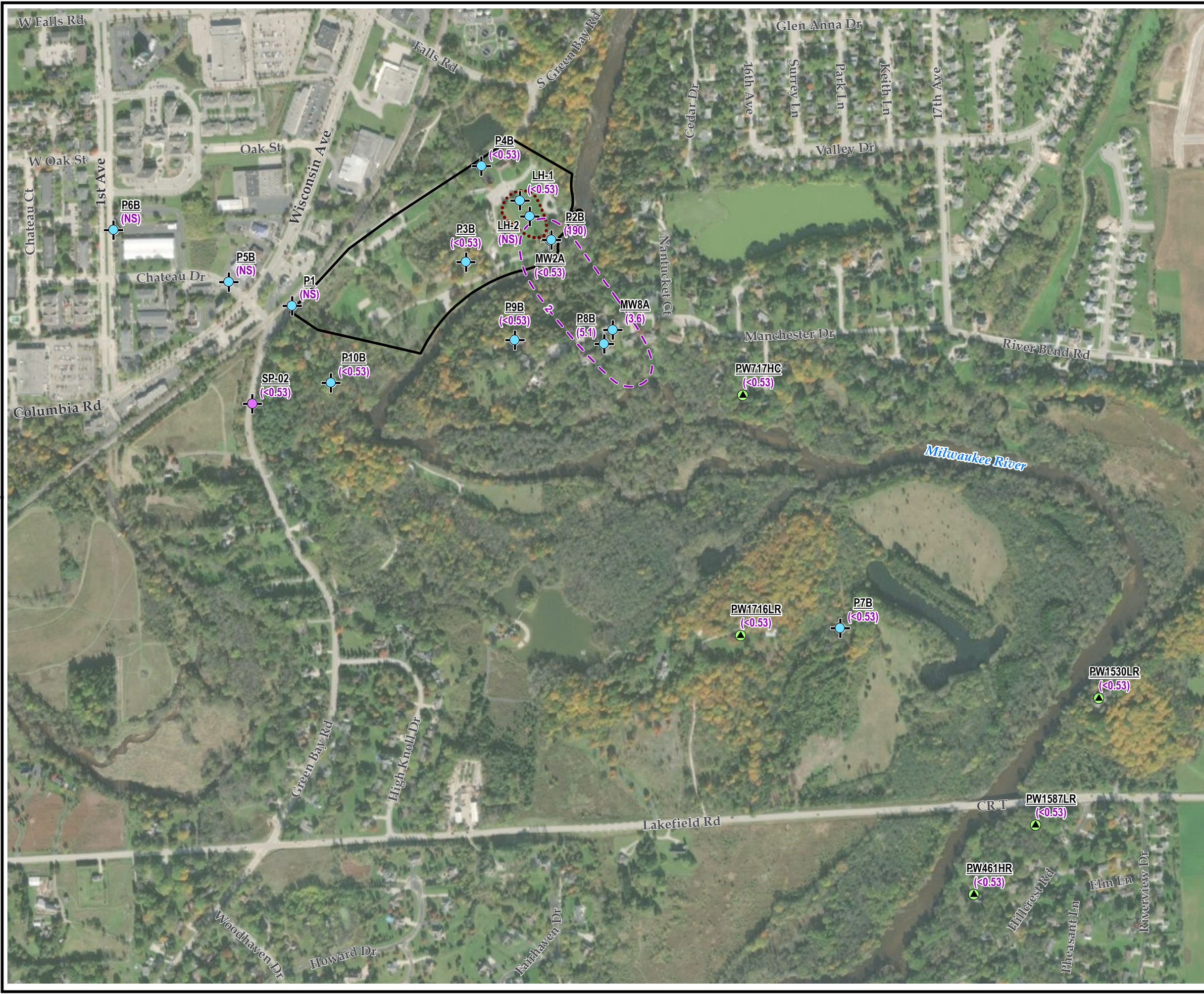
LEGEND

- MONITORING WELL LOCATION
- SHALLOW TEMPORARY WELL LOCATION
- PRIVATE WELL LOCATION
- CIS-1,2-DCE ISOCONCENTRATION CONTOUR (DASHED WHERE INFERRED)
- LIMITS OF WASTE
- SITE BOUNDARY
- (1.2)** CIS-1,2-DCE CONCENTRATION FROM Q1 2020 SAMPLING EVENT (µg/L)

- NOTES**
1. BASE MAP IMAGERY FROM ESRI/MAXAR, OCTOBER 2019.
 2. LIMITS OF WASTE EXTENT BASED OFF AECOM FIGURE DATED JUNE 26, 2019.
 3. SP-02 SAMPLED SEPTEMBER 29, 2020.
 4. PW1716LR UNABLE TO BE SAMPLED Q1 2020 DUE TO ACCESS ISSUES. PW1716LR RESULT FOR Q2 (JUNE 2) 2020 SHOWN.

0 600 1200
 Feet
 1" = 600'
 1:7,200

PROJECT:		BRRTS #02-46-549906 AND #02-46-000743 LIME KILN PARK AND WEST PLUME GRAFTON, OZAUKEE COUNTY, WISCONSIN	
TITLE:			
CIS-1,2-DCE ISOCONTOUR MAP			
DRAWN BY:	R. SUEMNICHT	PROJ. NO.:	412091
CHECKED BY:	A. ENRIGHT	FIGURE 5	
APPROVED BY:	S. SELLWOOD		
DATE:	FEBRUARY 2021		
		708 Heartland Trail, Suite 3000 Madison, WI 53717 Phone: 608.826.3600 www.trccompanies.com	
FILE NO.:		412091-005_CIS_12_DCE.mxd	



LEGEND

- MONITORING WELL LOCATION
- SHALLOW TEMPORARY WELL LOCATION
- PRIVATE WELL LOCATION
- VINYL CHLORIDE ISOCONCENTRATION CONTOUR (DASHED WHERE INFERRED)
- LIMITS OF WASTE
- SITE BOUNDARY
- (3.6)** VINYL CHLORIDE CONCENTRATION FROM Q1 2020 SAMPLING EVENT (µG/L)

- NOTES**
1. BASE MAP IMAGERY FROM ESRI/MAXAR, OCTOBER 2019.
 2. LIMITS OF WASTE EXTENT BASED OFF AECOM FIGURE DATED JUNE 26, 2019.
 3. SP-02 SAMPLED SEPTEMBER 29, 2020.
 4. PW1716LR UNABLE TO BE SAMPLED Q1 2020 DUE TO ACCESS ISSUES. PW1716LR RESULT FOR Q2 (JUNE 2) 2020 SHOWN.

1" = 600'
1:7,200

PROJECT:	
BRRTS #02-46-549906 AND #02-46-000743 LIME KILN PARK AND WEST PLUME GRAFTON, OZAUKEE COUNTY, WISCONSIN	
TITLE:	
VINYL CHLORIDE ISOCONTOUR MAP	
DRAWN BY: R. SUEMNICHT	PROJ. NO.: 412091
CHECKED BY: A. ENRIGHT	FIGURE 6
APPROVED BY: S. SELLWOOD	
DATE: FEBRUARY 2021	
708 Heartland Trail, Suite 3000 Madison, WI 53717 Phone: 608.826.3600 www.trccompanies.com	
FILE NO.: 412091-006_VC.mxd	

Appendix A: Laboratory Reports



10-Apr-2020

Marita Stollenwerk
TRC Environmental Corporation
150 N. Patrick Boulevard
Suite 180
Brookfield, WI 53045

Data assessment (ALS Environmental, Holland, MI/Work Order: 20040234):

All holding times, field and laboratory qc, and blanks met criteria, except as specified below.

-Samples 20040234-07A and -09A: Verification of sample preservation indicated a pH >2 despite collection in HCl preserved containers. Samples were analyzed within 7 days, therefore no qualification is required.

-Samples 20040234-03A through -16A: Bromomethane-the Continuing Calibration Verification did not meet method acceptance criteria; results are to be considered estimate and are qualified as "J".

LCS/MS/MSD

-The MS recovery was below the control limit for cis-1,2-Dichloroethene. Results may have a low bias and are qualified J-

P Popp, 1/22/2021

Re: **Line Kiln Landfill**

Work Order: **20040234**

Dear Marita,

ALS Environmental received 16 samples on 03-Apr-2020 09:00 AM for the analyses presented in the following report.

The analytical data provided relates directly to the samples received by ALS Environmental - Holland and for only the analyses requested.

Sample results are compliant with industry accepted practices and Quality Control results achieved laboratory specifications. Any exceptions are noted in the Case Narrative, or noted with qualifiers in the report or QC batch information. Should this laboratory report need to be reproduced, it should be reproduced in full unless written approval has been obtained from ALS Environmental. Samples will be disposed in 30 days unless storage arrangements are made.

The total number of pages in this report is 55.

If you have any questions regarding this report, please feel free to contact me:

ADDRESS: 3352 128th Avenue, Holland, MI, USA
PHONE: +1 (616) 399-6070 FAX: +1 (616) 399-6185

Sincerely,

Electronically approved by: Chad Whelton

Chad Whelton
Project Manager

Report of Laboratory Analysis

Certificate No: MN 026-999-449

ALS GROUP USA, CORP Part of the ALS Laboratory Group A Campbell Brothers Limited Company

Client: TRC Environmental Corporation
Project: Line Kiln Landfill
Work Order: 20040234

Work Order Sample Summary

<u>Lab Samp ID</u>	<u>Client Sample ID</u>	<u>Matrix</u>	<u>Tag Number</u>	<u>Collection Date</u>	<u>Date Received</u>	<u>Hold</u>
20040234-01	LH-1	Water		4/1/2020 11:40	4/3/2020 09:00	<input type="checkbox"/>
20040234-02	MW2A	Water		3/31/2020 10:18	4/3/2020 09:00	<input type="checkbox"/>
20040234-03	P2B	Water		4/1/2020 15:07	4/3/2020 09:00	<input type="checkbox"/>
20040234-04	P3B	Water		4/1/2020 16:09	4/3/2020 09:00	<input type="checkbox"/>
20040234-05	P4B	Water		3/31/2020 12:00	4/3/2020 09:00	<input type="checkbox"/>
20040234-06	P7B	Water		3/30/2020 08:43	4/3/2020 09:00	<input type="checkbox"/>
20040234-07	MW8A	Water		4/2/2020 08:58	4/3/2020 09:00	<input type="checkbox"/>
20040234-08	P8B	Water		4/2/2020 10:20	4/3/2020 09:00	<input type="checkbox"/>
20040234-09	P9B	Water		4/2/2020 11:43	4/3/2020 09:00	<input type="checkbox"/>
20040234-10	P10B	Water		4/1/2020 17:29	4/3/2020 09:00	<input type="checkbox"/>
20040234-11	PW1587LR	Water		3/31/2020 16:30	4/3/2020 09:00	<input type="checkbox"/>
20040234-12	PW461HR	Water		3/31/2020 16:10	4/3/2020 09:00	<input type="checkbox"/>
20040234-13	PW1530LR	Water		3/31/2020 15:40	4/3/2020 09:00	<input type="checkbox"/>
20040234-14	PW717HC	Water		3/31/2020 15:04	4/3/2020 09:00	<input type="checkbox"/>
20040234-15	DUP-1	Water		4/2/2020	4/3/2020 09:00	<input type="checkbox"/>
20040234-16	Trip Blank	Water		4/2/2020	4/3/2020 09:00	<input type="checkbox"/>

Client: TRC Environmental Corporation
Project: Line Kiln Landfill
Work Order: 20040234

Case Narrative

Samples for the above noted Work Order were received on 04/03/2020. The attached "Sample Receipt Checklist" documents the status of custody seals, container integrity, sample condition, preservation, and temperature compliance.

In order to ensure compliance with NR 149 criteria, please note the following report format:

- (1) The Limit of Detection (LOD) is reported as the MDL (Method Detection Limit)
- (2) The Limit of Quantitation (LOQ) is reported as the PQL (Practical Quantitation Limit)
- (3) All reported concentrations, including those for the LOD and LOQ, are adjusted for any required dilutions
- (4) All reported concentrations, including those for the LOD and LOQ, are adjusted for moisture content when samples are reported on a dry weight basis.

Samples were analyzed according to the analytical methodology previously documented in the "Work Order Acknowledgement". Methodologies are also documented in the "Analytical Result" section for each sample. Quality control results are listed in the "QC Report" section. Detail as to the associated samples can be found at the end of each batch summary. If applicable, results are appropriately qualified in the Analytical Result and QC Report sections. The "Qualifiers" section documents the various qualifiers, acronyms, and units utilized in reporting.

With the following exceptions, all sample analyses achieved analytical criteria.

Volatile Organics

Batch R286222W, Method WI_VOC_8260_W, Samples 20040234-07A and -09A: Verification of sample preservation indicated a pH >2 despite collection in HCl preserved containers.

Batch R286222W, Method WI_VOC_8260_W, Sample 20040234-03A MS: The MS recovery was above the upper control limit for cis-1,2-Dichloroethene. However, the MSD recovery and the RPD between the MS and MSD are within control limits. No qualification is required.

Batch R286222W, Method WI_VOC_8260_W, Samples 20040234-03A through -16A: The Continuing Calibration Verification did not meet method acceptance criteria for the following analytes, results are to be considered estimated: Bromomethane.

Client: TRC Environmental Corporation
Project: Line Kiln Landfill
WorkOrder: 20040234

**QUALIFIERS,
ACRONYMS, UNITS**

<u>Qualifier</u>	<u>Description</u>
*	Value exceeds Regulatory Limit
**	Estimated Value
a	Analyte is non-accredited
B	Analyte detected in the associated Method Blank above the Reporting Limit
E	Value above quantitation range
H	Analyzed outside of Holding Time
Hr	BOD/CBOD - Sample was reset outside Hold Time, value should be considered estimated.
J	Analyte is present at an estimated concentration between the MDL and Report Limit
ND	Not Detected at the Reporting Limit
O	Sample amount is > 4 times amount spiked
P	Dual Column results percent difference > 40%
R	RPD above laboratory control limit
S	Spike Recovery outside laboratory control limits
U	Analyzed but not detected above the MDL
X	Analyte was detected in the Method Blank between the MDL and Reporting Limit, sample results may exhibit background or reagent contamination at the observed level.

<u>Acronym</u>	<u>Description</u>
DUP	Method Duplicate
LCS	Laboratory Control Sample
LCS D	Laboratory Control Sample Duplicate
LOD	Limit of Detection (see MDL)
LOQ	Limit of Quantitation (see PQL)
MBLK	Method Blank
MDL	Method Detection Limit
MS	Matrix Spike
MSD	Matrix Spike Duplicate
PQL	Practical Quantitation Limit
RPD	Relative Percent Difference
TDL	Target Detection Limit
TNTC	Too Numerous To Count
A	APHA Standard Methods
D	ASTM
E	EPA
SW	SW-846 Update III

<u>Units Reported</u>	<u>Description</u>
µg/L	Micrograms per Liter

ALS Group, USA

Date: 10-Apr-20

Client: TRC Environmental Corporation
Project: Line Kiln Landfill
Sample ID: LH-1
Collection Date: 4/1/2020 11:40 AM

Work Order: 20040234
Lab ID: 20040234-01
Matrix: WATER

Analyses	Result	Qual	MDL	Report Limit	Units	Dilution Factor	Date Analyzed
VOLATILE ORGANIC COMPOUNDS			Method: SW8260C			Analyst: JNS	
1,1,1-Trichloroethane	U		0.46	1.5	µg/L	1	4/9/2020 15:00
1,1,2,2-Tetrachloroethane	U		0.40	1.3	µg/L	1	4/9/2020 15:00
1,1,2-Trichloroethane	U		0.46	1.5	µg/L	1	4/9/2020 15:00
1,1,2-Trichlorotrifluoroethane	U		0.52	1.7	µg/L	1	4/9/2020 15:00
1,1-Dichloroethane	12		0.44	1.5	µg/L	1	4/9/2020 15:00
1,1-Dichloroethene	U		0.40	1.4	µg/L	1	4/9/2020 15:00
1,2,3-Trichlorobenzene	U		0.42	1.4	µg/L	1	4/9/2020 15:00
1,2,4-Trichlorobenzene	U		0.45	1.5	µg/L	1	4/9/2020 15:00
1,2,4-Trimethylbenzene	U		0.45	1.5	µg/L	1	4/9/2020 15:00
1,2-Dibromo-3-chloropropane	U		0.43	1.4	µg/L	1	4/9/2020 15:00
1,2-Dibromoethane	U		0.41	1.4	µg/L	1	4/9/2020 15:00
1,2-Dichlorobenzene	U		0.32	1.1	µg/L	1	4/9/2020 15:00
1,2-Dichloroethane	U		0.44	1.4	µg/L	1	4/9/2020 15:00
1,2-Dichloropropane	U		0.48	1.6	µg/L	1	4/9/2020 15:00
1,3,5-Trimethylbenzene	U		0.65	2.2	µg/L	1	4/9/2020 15:00
1,3-Dichlorobenzene	U		0.33	1.1	µg/L	1	4/9/2020 15:00
1,4-Dichlorobenzene	U		0.35	1.2	µg/L	1	4/9/2020 15:00
2-Butanone	U		0.52	1.7	µg/L	1	4/9/2020 15:00
2-Hexanone	U		0.59	2.0	µg/L	1	4/9/2020 15:00
4-Methyl-2-pentanone	U		0.52	1.7	µg/L	1	4/9/2020 15:00
Acetone	U		6.2	21	µg/L	1	4/9/2020 15:00
Benzene	U		0.46	1.5	µg/L	1	4/9/2020 15:00
Bromochloromethane	U		0.45	1.5	µg/L	1	4/9/2020 15:00
Bromodichloromethane	U		0.49	1.6	µg/L	1	4/9/2020 15:00
Bromoform	U		0.56	1.9	µg/L	1	4/9/2020 15:00
Bromomethane	U		0.90	3.0	µg/L	1	4/9/2020 15:00
Carbon disulfide	U		0.49	1.6	µg/L	1	4/9/2020 15:00
Carbon tetrachloride	U		0.40	1.4	µg/L	1	4/9/2020 15:00
Chlorobenzene	U		0.40	1.3	µg/L	1	4/9/2020 15:00
Chloroethane	U		0.68	2.3	µg/L	1	4/9/2020 15:00
Chloroform	U		0.46	1.5	µg/L	1	4/9/2020 15:00
Chloromethane	U		0.83	2.8	µg/L	1	4/9/2020 15:00
cis-1,2-Dichloroethene	17		0.42	1.4	µg/L	1	4/9/2020 15:00
cis-1,3-Dichloropropene	U		0.57	1.9	µg/L	1	4/9/2020 15:00
Cyclohexane	U		0.63	2.1	µg/L	1	4/9/2020 15:00
Dibromochloromethane	U		0.40	1.3	µg/L	1	4/9/2020 15:00
Dichlorodifluoromethane	U		0.68	2.3	µg/L	1	4/9/2020 15:00
Ethylbenzene	U		0.34	1.1	µg/L	1	4/9/2020 15:00

Note: See Qualifiers page for a list of qualifiers and their definitions.

ALS Group, USA

Date: 10-Apr-20

Client: TRC Environmental Corporation
Project: Line Kiln Landfill
Sample ID: LH-1
Collection Date: 4/1/2020 11:40 AM

Work Order: 20040234
Lab ID: 20040234-01
Matrix: WATER

Analyses	Result	Qual	MDL	Report Limit	Units	Dilution Factor	Date Analyzed
Isopropylbenzene	U		0.35	1.2	µg/L	1	4/9/2020 15:00
m,p-Xylene	U		0.81	2.7	µg/L	1	4/9/2020 15:00
Methyl acetate	U		0.59	2.0	µg/L	1	4/9/2020 15:00
Methyl tert-butyl ether	U		0.45	1.5	µg/L	1	4/9/2020 15:00
Methylcyclohexane	U		0.35	1.2	µg/L	1	4/9/2020 15:00
Methylene chloride	U		0.86	2.9	µg/L	1	4/9/2020 15:00
Naphthalene	U		0.77	2.6	µg/L	1	4/9/2020 15:00
o-Xylene	U		0.31	1.0	µg/L	1	4/9/2020 15:00
Styrene	U		0.33	1.1	µg/L	1	4/9/2020 15:00
Tetrachloroethene	U		0.39	1.3	µg/L	1	4/9/2020 15:00
Tetrahydrofuran	U		0.73	2.4	µg/L	1	4/9/2020 15:00
Toluene	U		0.45	1.5	µg/L	1	4/9/2020 15:00
trans-1,2-Dichloroethene	0.54	J	0.48	1.6	µg/L	1	4/9/2020 15:00
trans-1,3-Dichloropropene	U		0.38	2.7	µg/L	1	4/9/2020 15:00
Trichloroethene	6.5		0.43	1.4	µg/L	1	4/9/2020 15:00
Trichlorofluoromethane	U		0.52	1.7	µg/L	1	4/9/2020 15:00
Vinyl chloride	U		0.53	1.8	µg/L	1	4/9/2020 15:00
Xylenes, Total	U		0.81	4.4	µg/L	1	4/9/2020 15:00
Surr: 1,2-Dichloroethane-d4	102			75-120	%REC	1	4/9/2020 15:00
Surr: 4-Bromofluorobenzene	100			80-110	%REC	1	4/9/2020 15:00
Surr: Dibromofluoromethane	101			85-115	%REC	1	4/9/2020 15:00
Surr: Toluene-d8	99.2			85-110	%REC	1	4/9/2020 15:00

Note: See Qualifiers page for a list of qualifiers and their definitions.

ALS Group, USA

Date: 10-Apr-20

Client: TRC Environmental Corporation
Project: Line Kiln Landfill
Sample ID: MW2A
Collection Date: 3/31/2020 10:18 AM

Work Order: 20040234
Lab ID: 20040234-02
Matrix: WATER

Analyses	Result	Qual	MDL	Report Limit	Units	Dilution Factor	Date Analyzed
VOLATILE ORGANIC COMPOUNDS			Method: SW8260C			Analyst: JNS	
1,1,1-Trichloroethane	U		0.46	1.5	µg/L	1	4/9/2020 15:22
1,1,2,2-Tetrachloroethane	U		0.40	1.3	µg/L	1	4/9/2020 15:22
1,1,2-Trichloroethane	U		0.46	1.5	µg/L	1	4/9/2020 15:22
1,1,2-Trichlorotrifluoroethane	U		0.52	1.7	µg/L	1	4/9/2020 15:22
1,1-Dichloroethane	7.2		0.44	1.5	µg/L	1	4/9/2020 15:22
1,1-Dichloroethene	U		0.40	1.4	µg/L	1	4/9/2020 15:22
1,2,3-Trichlorobenzene	U		0.42	1.4	µg/L	1	4/9/2020 15:22
1,2,4-Trichlorobenzene	U		0.45	1.5	µg/L	1	4/9/2020 15:22
1,2,4-Trimethylbenzene	U		0.45	1.5	µg/L	1	4/9/2020 15:22
1,2-Dibromo-3-chloropropane	U		0.43	1.4	µg/L	1	4/9/2020 15:22
1,2-Dibromoethane	U		0.41	1.4	µg/L	1	4/9/2020 15:22
1,2-Dichlorobenzene	U		0.32	1.1	µg/L	1	4/9/2020 15:22
1,2-Dichloroethane	U		0.44	1.4	µg/L	1	4/9/2020 15:22
1,2-Dichloropropane	U		0.48	1.6	µg/L	1	4/9/2020 15:22
1,3,5-Trimethylbenzene	U		0.65	2.2	µg/L	1	4/9/2020 15:22
1,3-Dichlorobenzene	U		0.33	1.1	µg/L	1	4/9/2020 15:22
1,4-Dichlorobenzene	U		0.35	1.2	µg/L	1	4/9/2020 15:22
2-Butanone	U		0.52	1.7	µg/L	1	4/9/2020 15:22
2-Hexanone	U		0.59	2.0	µg/L	1	4/9/2020 15:22
4-Methyl-2-pentanone	U		0.52	1.7	µg/L	1	4/9/2020 15:22
Acetone	U		6.2	21	µg/L	1	4/9/2020 15:22
Benzene	U		0.46	1.5	µg/L	1	4/9/2020 15:22
Bromochloromethane	U		0.45	1.5	µg/L	1	4/9/2020 15:22
Bromodichloromethane	U		0.49	1.6	µg/L	1	4/9/2020 15:22
Bromoform	U		0.56	1.9	µg/L	1	4/9/2020 15:22
Bromomethane	U		0.90	3.0	µg/L	1	4/9/2020 15:22
Carbon disulfide	U		0.49	1.6	µg/L	1	4/9/2020 15:22
Carbon tetrachloride	U		0.40	1.4	µg/L	1	4/9/2020 15:22
Chlorobenzene	U		0.40	1.3	µg/L	1	4/9/2020 15:22
Chloroethane	U		0.68	2.3	µg/L	1	4/9/2020 15:22
Chloroform	U		0.46	1.5	µg/L	1	4/9/2020 15:22
Chloromethane	U		0.83	2.8	µg/L	1	4/9/2020 15:22
cis-1,2-Dichloroethene	1.2	J	0.42	1.4	µg/L	1	4/9/2020 15:22
cis-1,3-Dichloropropene	U		0.57	1.9	µg/L	1	4/9/2020 15:22
Cyclohexane	U		0.63	2.1	µg/L	1	4/9/2020 15:22
Dibromochloromethane	U		0.40	1.3	µg/L	1	4/9/2020 15:22
Dichlorodifluoromethane	U		0.68	2.3	µg/L	1	4/9/2020 15:22
Ethylbenzene	U		0.34	1.1	µg/L	1	4/9/2020 15:22

Note: See Qualifiers page for a list of qualifiers and their definitions.

ALS Group, USA

Date: 10-Apr-20

Client: TRC Environmental Corporation
Project: Line Kiln Landfill
Sample ID: MW2A
Collection Date: 3/31/2020 10:18 AM

Work Order: 20040234
Lab ID: 20040234-02
Matrix: WATER

Analyses	Result	Qual	MDL	Report Limit	Units	Dilution Factor	Date Analyzed
Isopropylbenzene	U		0.35	1.2	µg/L	1	4/9/2020 15:22
m,p-Xylene	U		0.81	2.7	µg/L	1	4/9/2020 15:22
Methyl acetate	U		0.59	2.0	µg/L	1	4/9/2020 15:22
Methyl tert-butyl ether	U		0.45	1.5	µg/L	1	4/9/2020 15:22
Methylcyclohexane	U		0.35	1.2	µg/L	1	4/9/2020 15:22
Methylene chloride	U		0.86	2.9	µg/L	1	4/9/2020 15:22
Naphthalene	U		0.77	2.6	µg/L	1	4/9/2020 15:22
o-Xylene	U		0.31	1.0	µg/L	1	4/9/2020 15:22
Styrene	U		0.33	1.1	µg/L	1	4/9/2020 15:22
Tetrachloroethene	U		0.39	1.3	µg/L	1	4/9/2020 15:22
Tetrahydrofuran	U		0.73	2.4	µg/L	1	4/9/2020 15:22
Toluene	U		0.45	1.5	µg/L	1	4/9/2020 15:22
trans-1,2-Dichloroethene	U		0.48	1.6	µg/L	1	4/9/2020 15:22
trans-1,3-Dichloropropene	U		0.38	2.7	µg/L	1	4/9/2020 15:22
Trichloroethene	3.4		0.43	1.4	µg/L	1	4/9/2020 15:22
Trichlorofluoromethane	U		0.52	1.7	µg/L	1	4/9/2020 15:22
Vinyl chloride	U		0.53	1.8	µg/L	1	4/9/2020 15:22
Xylenes, Total	U		0.81	4.4	µg/L	1	4/9/2020 15:22
Surr: 1,2-Dichloroethane-d4	101			75-120	%REC	1	4/9/2020 15:22
Surr: 4-Bromofluorobenzene	100			80-110	%REC	1	4/9/2020 15:22
Surr: Dibromofluoromethane	98.4			85-115	%REC	1	4/9/2020 15:22
Surr: Toluene-d8	99.4			85-110	%REC	1	4/9/2020 15:22

Note: See Qualifiers page for a list of qualifiers and their definitions.

ALS Group, USA

Date: 10-Apr-20

Client: TRC Environmental Corporation
Project: Line Kiln Landfill
Sample ID: P2B
Collection Date: 4/1/2020 03:07 PM

Work Order: 20040234
Lab ID: 20040234-03
Matrix: WATER

Analyses	Result	Qual	MDL	Report Limit	Units	Dilution Factor	Date Analyzed
VOLATILE ORGANIC COMPOUNDS			Method: SW8260C			Analyst: SJB	
1,1,1-Trichloroethane	U		0.46	1.5	µg/L	1	4/8/2020 23:31
1,1,2,2-Tetrachloroethane	U		0.40	1.3	µg/L	1	4/8/2020 23:31
1,1,2-Trichloroethane	U		0.46	1.5	µg/L	1	4/8/2020 23:31
1,1,2-Trichlorotrifluoroethane	U		0.52	1.7	µg/L	1	4/8/2020 23:31
1,1-Dichloroethane	7.6		0.44	1.5	µg/L	1	4/8/2020 23:31
1,1-Dichloroethene	1.4		0.40	1.4	µg/L	1	4/8/2020 23:31
1,2,3-Trichlorobenzene	U		0.42	1.4	µg/L	1	4/8/2020 23:31
1,2,4-Trichlorobenzene	U		0.45	1.5	µg/L	1	4/8/2020 23:31
1,2,4-Trimethylbenzene	U		0.45	1.5	µg/L	1	4/8/2020 23:31
1,2-Dibromo-3-chloropropane	U		0.43	1.4	µg/L	1	4/8/2020 23:31
1,2-Dibromoethane	U		0.41	1.4	µg/L	1	4/8/2020 23:31
1,2-Dichlorobenzene	U		0.32	1.1	µg/L	1	4/8/2020 23:31
1,2-Dichloroethane	U		0.44	1.4	µg/L	1	4/8/2020 23:31
1,2-Dichloropropane	U		0.48	1.6	µg/L	1	4/8/2020 23:31
1,3,5-Trimethylbenzene	U		0.65	2.2	µg/L	1	4/8/2020 23:31
1,3-Dichlorobenzene	U		0.33	1.1	µg/L	1	4/8/2020 23:31
1,4-Dichlorobenzene	U		0.35	1.2	µg/L	1	4/8/2020 23:31
2-Butanone	U		0.52	1.7	µg/L	1	4/8/2020 23:31
2-Hexanone	U		0.59	2.0	µg/L	1	4/8/2020 23:31
4-Methyl-2-pentanone	U		0.52	1.7	µg/L	1	4/8/2020 23:31
Acetone	U		6.2	21	µg/L	1	4/8/2020 23:31
Benzene	U		0.46	1.5	µg/L	1	4/8/2020 23:31
Bromochloromethane	U		0.45	1.5	µg/L	1	4/8/2020 23:31
Bromodichloromethane	U		0.49	1.6	µg/L	1	4/8/2020 23:31
Bromoform	U		0.56	1.9	µg/L	1	4/8/2020 23:31
Bromomethane	U		0.90	3.0	µg/L	1	4/8/2020 23:31
Carbon disulfide	U		0.49	1.6	µg/L	1	4/8/2020 23:31
Carbon tetrachloride	U		0.40	1.4	µg/L	1	4/8/2020 23:31
Chlorobenzene	U		0.40	1.3	µg/L	1	4/8/2020 23:31
Chloroethane	U		0.68	2.3	µg/L	1	4/8/2020 23:31
Chloroform	U		0.46	1.5	µg/L	1	4/8/2020 23:31
Chloromethane	U		0.83	2.8	µg/L	1	4/8/2020 23:31
cis-1,2-Dichloroethene	300		4.2	14	µg/L	10	4/8/2020 18:18
cis-1,3-Dichloropropene	U		0.57	1.9	µg/L	1	4/8/2020 23:31
Cyclohexane	U		0.63	2.1	µg/L	1	4/8/2020 23:31
Dibromochloromethane	U		0.40	1.3	µg/L	1	4/8/2020 23:31
Dichlorodifluoromethane	U		0.68	2.3	µg/L	1	4/8/2020 23:31
Ethylbenzene	U		0.34	1.1	µg/L	1	4/8/2020 23:31

Note: See Qualifiers page for a list of qualifiers and their definitions.

ALS Group, USA

Date: 10-Apr-20

Client: TRC Environmental Corporation
Project: Line Kiln Landfill
Sample ID: P2B
Collection Date: 4/1/2020 03:07 PM

Work Order: 20040234
Lab ID: 20040234-03
Matrix: WATER

Analyses	Result	Qual	MDL	Report Limit	Units	Dilution Factor	Date Analyzed
Isopropylbenzene		U	0.35	1.2	µg/L	1	4/8/2020 23:31
m,p-Xylene		U	0.81	2.7	µg/L	1	4/8/2020 23:31
Methyl acetate		U	0.59	2.0	µg/L	1	4/8/2020 23:31
Methyl tert-butyl ether		U	0.45	1.5	µg/L	1	4/8/2020 23:31
Methylcyclohexane		U	0.35	1.2	µg/L	1	4/8/2020 23:31
Methylene chloride		U	0.86	2.9	µg/L	1	4/8/2020 23:31
Naphthalene		U	0.77	2.6	µg/L	1	4/8/2020 23:31
o-Xylene		U	0.31	1.0	µg/L	1	4/8/2020 23:31
Styrene		U	0.33	1.1	µg/L	1	4/8/2020 23:31
Tetrachloroethene		U	0.39	1.3	µg/L	1	4/8/2020 23:31
Tetrahydrofuran		U	0.73	2.4	µg/L	1	4/8/2020 23:31
Toluene		U	0.45	1.5	µg/L	1	4/8/2020 23:31
trans-1,2-Dichloroethene	4.4		0.48	1.6	µg/L	1	4/8/2020 23:31
trans-1,3-Dichloropropene		U	0.38	2.7	µg/L	1	4/8/2020 23:31
Trichloroethene	96		4.3	14	µg/L	10	4/8/2020 18:18
Trichlorofluoromethane		U	0.52	1.7	µg/L	1	4/8/2020 23:31
Vinyl chloride	190		5.3	18	µg/L	10	4/8/2020 18:18
Xylenes, Total		U	0.81	4.4	µg/L	1	4/8/2020 23:31
Surr: 1,2-Dichloroethane-d4	98.8			75-120	%REC	10	4/8/2020 18:18
Surr: 1,2-Dichloroethane-d4	101			75-120	%REC	1	4/8/2020 23:31
Surr: 4-Bromofluorobenzene	95.3			80-110	%REC	10	4/8/2020 18:18
Surr: 4-Bromofluorobenzene	95.2			80-110	%REC	1	4/8/2020 23:31
Surr: Dibromofluoromethane	101			85-115	%REC	10	4/8/2020 18:18
Surr: Dibromofluoromethane	103			85-115	%REC	1	4/8/2020 23:31
Surr: Toluene-d8	100			85-110	%REC	10	4/8/2020 18:18
Surr: Toluene-d8	99.2			85-110	%REC	1	4/8/2020 23:31

Note: See Qualifiers page for a list of qualifiers and their definitions.

ALS Group, USA

Date: 10-Apr-20

Client: TRC Environmental Corporation
Project: Line Kiln Landfill
Sample ID: P3B
Collection Date: 4/1/2020 04:09 PM

Work Order: 20040234
Lab ID: 20040234-04
Matrix: WATER

Analyses	Result	Qual	MDL	Report Limit	Units	Dilution Factor	Date Analyzed
VOLATILE ORGANIC COMPOUNDS			Method: SW8260C				Analyst: SJB
1,1,1-Trichloroethane	U		0.46	1.5	µg/L	1	4/8/2020 19:06
1,1,2,2-Tetrachloroethane	U		0.40	1.3	µg/L	1	4/8/2020 19:06
1,1,2-Trichloroethane	U		0.46	1.5	µg/L	1	4/8/2020 19:06
1,1,2-Trichlorotrifluoroethane	U		0.52	1.7	µg/L	1	4/8/2020 19:06
1,1-Dichloroethane	U		0.44	1.5	µg/L	1	4/8/2020 19:06
1,1-Dichloroethene	U		0.40	1.4	µg/L	1	4/8/2020 19:06
1,2,3-Trichlorobenzene	U		0.42	1.4	µg/L	1	4/8/2020 19:06
1,2,4-Trichlorobenzene	U		0.45	1.5	µg/L	1	4/8/2020 19:06
1,2,4-Trimethylbenzene	U		0.45	1.5	µg/L	1	4/8/2020 19:06
1,2-Dibromo-3-chloropropane	U		0.43	1.4	µg/L	1	4/8/2020 19:06
1,2-Dibromoethane	U		0.41	1.4	µg/L	1	4/8/2020 19:06
1,2-Dichlorobenzene	U		0.32	1.1	µg/L	1	4/8/2020 19:06
1,2-Dichloroethane	U		0.44	1.4	µg/L	1	4/8/2020 19:06
1,2-Dichloropropane	U		0.48	1.6	µg/L	1	4/8/2020 19:06
1,3,5-Trimethylbenzene	U		0.65	2.2	µg/L	1	4/8/2020 19:06
1,3-Dichlorobenzene	U		0.33	1.1	µg/L	1	4/8/2020 19:06
1,4-Dichlorobenzene	U		0.35	1.2	µg/L	1	4/8/2020 19:06
2-Butanone	U		0.52	1.7	µg/L	1	4/8/2020 19:06
2-Hexanone	U		0.59	2.0	µg/L	1	4/8/2020 19:06
4-Methyl-2-pentanone	U		0.52	1.7	µg/L	1	4/8/2020 19:06
Acetone	U		6.2	21	µg/L	1	4/8/2020 19:06
Benzene	U		0.46	1.5	µg/L	1	4/8/2020 19:06
Bromochloromethane	U		0.45	1.5	µg/L	1	4/8/2020 19:06
Bromodichloromethane	U		0.49	1.6	µg/L	1	4/8/2020 19:06
Bromoform	U		0.56	1.9	µg/L	1	4/8/2020 19:06
Bromomethane	U		0.90	3.0	µg/L	1	4/8/2020 19:06
Carbon disulfide	U		0.49	1.6	µg/L	1	4/8/2020 19:06
Carbon tetrachloride	U		0.40	1.4	µg/L	1	4/8/2020 19:06
Chlorobenzene	U		0.40	1.3	µg/L	1	4/8/2020 19:06
Chloroethane	U		0.68	2.3	µg/L	1	4/8/2020 19:06
Chloroform	U		0.46	1.5	µg/L	1	4/8/2020 19:06
Chloromethane	U		0.83	2.8	µg/L	1	4/8/2020 19:06
cis-1,2-Dichloroethene	U		0.42	1.4	µg/L	1	4/8/2020 19:06
cis-1,3-Dichloropropene	U		0.57	1.9	µg/L	1	4/8/2020 19:06
Cyclohexane	U		0.63	2.1	µg/L	1	4/8/2020 19:06
Dibromochloromethane	U		0.40	1.3	µg/L	1	4/8/2020 19:06
Dichlorodifluoromethane	U		0.68	2.3	µg/L	1	4/8/2020 19:06
Ethylbenzene	U		0.34	1.1	µg/L	1	4/8/2020 19:06

Note: See Qualifiers page for a list of qualifiers and their definitions.

ALS Group, USA

Date: 10-Apr-20

Client: TRC Environmental Corporation
Project: Line Kiln Landfill
Sample ID: P3B
Collection Date: 4/1/2020 04:09 PM

Work Order: 20040234
Lab ID: 20040234-04
Matrix: WATER

Analyses	Result	Qual	MDL	Report Limit	Units	Dilution Factor	Date Analyzed
Isopropylbenzene	U		0.35	1.2	µg/L	1	4/8/2020 19:06
m,p-Xylene	U		0.81	2.7	µg/L	1	4/8/2020 19:06
Methyl acetate	U		0.59	2.0	µg/L	1	4/8/2020 19:06
Methyl tert-butyl ether	U		0.45	1.5	µg/L	1	4/8/2020 19:06
Methylcyclohexane	U		0.35	1.2	µg/L	1	4/8/2020 19:06
Methylene chloride	U		0.86	2.9	µg/L	1	4/8/2020 19:06
Naphthalene	U		0.77	2.6	µg/L	1	4/8/2020 19:06
o-Xylene	U		0.31	1.0	µg/L	1	4/8/2020 19:06
Styrene	U		0.33	1.1	µg/L	1	4/8/2020 19:06
Tetrachloroethene	1.2	J	0.39	1.3	µg/L	1	4/8/2020 19:06
Tetrahydrofuran	U		0.73	2.4	µg/L	1	4/8/2020 19:06
Toluene	U		0.45	1.5	µg/L	1	4/8/2020 19:06
trans-1,2-Dichloroethene	U		0.48	1.6	µg/L	1	4/8/2020 19:06
trans-1,3-Dichloropropene	U		0.38	2.7	µg/L	1	4/8/2020 19:06
Trichloroethene	18		0.43	1.4	µg/L	1	4/8/2020 19:06
Trichlorofluoromethane	U		0.52	1.7	µg/L	1	4/8/2020 19:06
Vinyl chloride	U		0.53	1.8	µg/L	1	4/8/2020 19:06
Xylenes, Total	U		0.81	4.4	µg/L	1	4/8/2020 19:06
Surr: 1,2-Dichloroethane-d4	99.9			75-120	%REC	1	4/8/2020 19:06
Surr: 4-Bromofluorobenzene	92.6			80-110	%REC	1	4/8/2020 19:06
Surr: Dibromofluoromethane	100			85-115	%REC	1	4/8/2020 19:06
Surr: Toluene-d8	95.6			85-110	%REC	1	4/8/2020 19:06

Note: See Qualifiers page for a list of qualifiers and their definitions.

ALS Group, USA

Date: 10-Apr-20

Client: TRC Environmental Corporation
Project: Line Kiln Landfill
Sample ID: P4B
Collection Date: 3/31/2020 12:00 PM

Work Order: 20040234
Lab ID: 20040234-05
Matrix: WATER

Analyses	Result	Qual	MDL	Report Limit	Units	Dilution Factor	Date Analyzed
VOLATILE ORGANIC COMPOUNDS			Method: SW8260C			Analyst: SJB	
1,1,1-Trichloroethane	U		0.46	1.5	µg/L	1	4/8/2020 19:30
1,1,2,2-Tetrachloroethane	U		0.40	1.3	µg/L	1	4/8/2020 19:30
1,1,2-Trichloroethane	U		0.46	1.5	µg/L	1	4/8/2020 19:30
1,1,2-Trichlorotrifluoroethane	U		0.52	1.7	µg/L	1	4/8/2020 19:30
1,1-Dichloroethane	U		0.44	1.5	µg/L	1	4/8/2020 19:30
1,1-Dichloroethene	U		0.40	1.4	µg/L	1	4/8/2020 19:30
1,2,3-Trichlorobenzene	U		0.42	1.4	µg/L	1	4/8/2020 19:30
1,2,4-Trichlorobenzene	U		0.45	1.5	µg/L	1	4/8/2020 19:30
1,2,4-Trimethylbenzene	U		0.45	1.5	µg/L	1	4/8/2020 19:30
1,2-Dibromo-3-chloropropane	U		0.43	1.4	µg/L	1	4/8/2020 19:30
1,2-Dibromoethane	U		0.41	1.4	µg/L	1	4/8/2020 19:30
1,2-Dichlorobenzene	U		0.32	1.1	µg/L	1	4/8/2020 19:30
1,2-Dichloroethane	U		0.44	1.4	µg/L	1	4/8/2020 19:30
1,2-Dichloropropane	U		0.48	1.6	µg/L	1	4/8/2020 19:30
1,3,5-Trimethylbenzene	U		0.65	2.2	µg/L	1	4/8/2020 19:30
1,3-Dichlorobenzene	U		0.33	1.1	µg/L	1	4/8/2020 19:30
1,4-Dichlorobenzene	U		0.35	1.2	µg/L	1	4/8/2020 19:30
2-Butanone	U		0.52	1.7	µg/L	1	4/8/2020 19:30
2-Hexanone	U		0.59	2.0	µg/L	1	4/8/2020 19:30
4-Methyl-2-pentanone	U		0.52	1.7	µg/L	1	4/8/2020 19:30
Acetone	U		6.2	21	µg/L	1	4/8/2020 19:30
Benzene	U		0.46	1.5	µg/L	1	4/8/2020 19:30
Bromochloromethane	U		0.45	1.5	µg/L	1	4/8/2020 19:30
Bromodichloromethane	U		0.49	1.6	µg/L	1	4/8/2020 19:30
Bromoform	U		0.56	1.9	µg/L	1	4/8/2020 19:30
Bromomethane	U		0.90	3.0	µg/L	1	4/8/2020 19:30
Carbon disulfide	U		0.49	1.6	µg/L	1	4/8/2020 19:30
Carbon tetrachloride	U		0.40	1.4	µg/L	1	4/8/2020 19:30
Chlorobenzene	U		0.40	1.3	µg/L	1	4/8/2020 19:30
Chloroethane	U		0.68	2.3	µg/L	1	4/8/2020 19:30
Chloroform	U		0.46	1.5	µg/L	1	4/8/2020 19:30
Chloromethane	U		0.83	2.8	µg/L	1	4/8/2020 19:30
cis-1,2-Dichloroethene	U		0.42	1.4	µg/L	1	4/8/2020 19:30
cis-1,3-Dichloropropene	U		0.57	1.9	µg/L	1	4/8/2020 19:30
Cyclohexane	U		0.63	2.1	µg/L	1	4/8/2020 19:30
Dibromochloromethane	U		0.40	1.3	µg/L	1	4/8/2020 19:30
Dichlorodifluoromethane	U		0.68	2.3	µg/L	1	4/8/2020 19:30
Ethylbenzene	U		0.34	1.1	µg/L	1	4/8/2020 19:30

Note: See Qualifiers page for a list of qualifiers and their definitions.

ALS Group, USA

Date: 10-Apr-20

Client: TRC Environmental Corporation
Project: Line Kiln Landfill
Sample ID: P4B
Collection Date: 3/31/2020 12:00 PM

Work Order: 20040234
Lab ID: 20040234-05
Matrix: WATER

Analyses	Result	Qual	MDL	Report Limit	Units	Dilution Factor	Date Analyzed
Isopropylbenzene	U		0.35	1.2	µg/L	1	4/8/2020 19:30
m,p-Xylene	U		0.81	2.7	µg/L	1	4/8/2020 19:30
Methyl acetate	U		0.59	2.0	µg/L	1	4/8/2020 19:30
Methyl tert-butyl ether	U		0.45	1.5	µg/L	1	4/8/2020 19:30
Methylcyclohexane	U		0.35	1.2	µg/L	1	4/8/2020 19:30
Methylene chloride	U		0.86	2.9	µg/L	1	4/8/2020 19:30
Naphthalene	U		0.77	2.6	µg/L	1	4/8/2020 19:30
o-Xylene	U		0.31	1.0	µg/L	1	4/8/2020 19:30
Styrene	U		0.33	1.1	µg/L	1	4/8/2020 19:30
Tetrachloroethene	U		0.39	1.3	µg/L	1	4/8/2020 19:30
Tetrahydrofuran	U		0.73	2.4	µg/L	1	4/8/2020 19:30
Toluene	U		0.45	1.5	µg/L	1	4/8/2020 19:30
trans-1,2-Dichloroethene	U		0.48	1.6	µg/L	1	4/8/2020 19:30
trans-1,3-Dichloropropene	U		0.38	2.7	µg/L	1	4/8/2020 19:30
Trichloroethene	U		0.43	1.4	µg/L	1	4/8/2020 19:30
Trichlorofluoromethane	U		0.52	1.7	µg/L	1	4/8/2020 19:30
Vinyl chloride	U		0.53	1.8	µg/L	1	4/8/2020 19:30
Xylenes, Total	U		0.81	4.4	µg/L	1	4/8/2020 19:30
Surr: 1,2-Dichloroethane-d4	102			75-120	%REC	1	4/8/2020 19:30
Surr: 4-Bromofluorobenzene	93.6			80-110	%REC	1	4/8/2020 19:30
Surr: Dibromofluoromethane	101			85-115	%REC	1	4/8/2020 19:30
Surr: Toluene-d8	98.8			85-110	%REC	1	4/8/2020 19:30

Note: See Qualifiers page for a list of qualifiers and their definitions.

ALS Group, USA

Date: 10-Apr-20

Client: TRC Environmental Corporation
 Project: Line Kiln Landfill
 Sample ID: P7B
 Collection Date: 3/30/2020 08:43 AM

Work Order: 20040234
 Lab ID: 20040234-06
 Matrix: WATER

Analyses	Result	Qual	MDL	Report Limit	Units	Dilution Factor	Date Analyzed
VOLATILE ORGANIC COMPOUNDS			Method: SW8260C			Analyst: SJB	
1,1,1-Trichloroethane	U		0.46	1.5	µg/L	1	4/8/2020 19:54
1,1,2,2-Tetrachloroethane	U		0.40	1.3	µg/L	1	4/8/2020 19:54
1,1,2-Trichloroethane	U		0.46	1.5	µg/L	1	4/8/2020 19:54
1,1,2-Trichlorotrifluoroethane	U		0.52	1.7	µg/L	1	4/8/2020 19:54
1,1-Dichloroethane	U		0.44	1.5	µg/L	1	4/8/2020 19:54
1,1-Dichloroethene	U		0.40	1.4	µg/L	1	4/8/2020 19:54
1,2,3-Trichlorobenzene	U		0.42	1.4	µg/L	1	4/8/2020 19:54
1,2,4-Trichlorobenzene	U		0.45	1.5	µg/L	1	4/8/2020 19:54
1,2,4-Trimethylbenzene	U		0.45	1.5	µg/L	1	4/8/2020 19:54
1,2-Dibromo-3-chloropropane	U		0.43	1.4	µg/L	1	4/8/2020 19:54
1,2-Dibromoethane	U		0.41	1.4	µg/L	1	4/8/2020 19:54
1,2-Dichlorobenzene	U		0.32	1.1	µg/L	1	4/8/2020 19:54
1,2-Dichloroethane	U		0.44	1.4	µg/L	1	4/8/2020 19:54
1,2-Dichloropropane	U		0.48	1.6	µg/L	1	4/8/2020 19:54
1,3,5-Trimethylbenzene	U		0.65	2.2	µg/L	1	4/8/2020 19:54
1,3-Dichlorobenzene	U		0.33	1.1	µg/L	1	4/8/2020 19:54
1,4-Dichlorobenzene	U		0.35	1.2	µg/L	1	4/8/2020 19:54
2-Butanone	U		0.52	1.7	µg/L	1	4/8/2020 19:54
2-Hexanone	U		0.59	2.0	µg/L	1	4/8/2020 19:54
4-Methyl-2-pentanone	U		0.52	1.7	µg/L	1	4/8/2020 19:54
Acetone	U		6.2	21	µg/L	1	4/8/2020 19:54
Benzene	U		0.46	1.5	µg/L	1	4/8/2020 19:54
Bromochloromethane	U		0.45	1.5	µg/L	1	4/8/2020 19:54
Bromodichloromethane	U		0.49	1.6	µg/L	1	4/8/2020 19:54
Bromoform	U		0.56	1.9	µg/L	1	4/8/2020 19:54
Bromomethane	U		0.90	3.0	µg/L	1	4/8/2020 19:54
Carbon disulfide	U		0.49	1.6	µg/L	1	4/8/2020 19:54
Carbon tetrachloride	U		0.40	1.4	µg/L	1	4/8/2020 19:54
Chlorobenzene	U		0.40	1.3	µg/L	1	4/8/2020 19:54
Chloroethane	U		0.68	2.3	µg/L	1	4/8/2020 19:54
Chloroform	U		0.46	1.5	µg/L	1	4/8/2020 19:54
Chloromethane	U		0.83	2.8	µg/L	1	4/8/2020 19:54
cis-1,2-Dichloroethene	U		0.42	1.4	µg/L	1	4/8/2020 19:54
cis-1,3-Dichloropropene	U		0.57	1.9	µg/L	1	4/8/2020 19:54
Cyclohexane	U		0.63	2.1	µg/L	1	4/8/2020 19:54
Dibromochloromethane	U		0.40	1.3	µg/L	1	4/8/2020 19:54
Dichlorodifluoromethane	U		0.68	2.3	µg/L	1	4/8/2020 19:54
Ethylbenzene	U		0.34	1.1	µg/L	1	4/8/2020 19:54

Note: See Qualifiers page for a list of qualifiers and their definitions.

ALS Group, USA

Date: 10-Apr-20

Client: TRC Environmental Corporation
Project: Line Kiln Landfill
Sample ID: P7B
Collection Date: 3/30/2020 08:43 AM

Work Order: 20040234
Lab ID: 20040234-06
Matrix: WATER

Analyses	Result	Qual	MDL	Report Limit	Units	Dilution Factor	Date Analyzed
Isopropylbenzene	U		0.35	1.2	µg/L	1	4/8/2020 19:54
m,p-Xylene	U		0.81	2.7	µg/L	1	4/8/2020 19:54
Methyl acetate	U		0.59	2.0	µg/L	1	4/8/2020 19:54
Methyl tert-butyl ether	U		0.45	1.5	µg/L	1	4/8/2020 19:54
Methylcyclohexane	U		0.35	1.2	µg/L	1	4/8/2020 19:54
Methylene chloride	U		0.86	2.9	µg/L	1	4/8/2020 19:54
Naphthalene	U		0.77	2.6	µg/L	1	4/8/2020 19:54
o-Xylene	U		0.31	1.0	µg/L	1	4/8/2020 19:54
Styrene	U		0.33	1.1	µg/L	1	4/8/2020 19:54
Tetrachloroethene	U		0.39	1.3	µg/L	1	4/8/2020 19:54
Tetrahydrofuran	U		0.73	2.4	µg/L	1	4/8/2020 19:54
Toluene	U		0.45	1.5	µg/L	1	4/8/2020 19:54
trans-1,2-Dichloroethene	U		0.48	1.6	µg/L	1	4/8/2020 19:54
trans-1,3-Dichloropropene	U		0.38	2.7	µg/L	1	4/8/2020 19:54
Trichloroethene	U		0.43	1.4	µg/L	1	4/8/2020 19:54
Trichlorofluoromethane	U		0.52	1.7	µg/L	1	4/8/2020 19:54
Vinyl chloride	U		0.53	1.8	µg/L	1	4/8/2020 19:54
Xylenes, Total	U		0.81	4.4	µg/L	1	4/8/2020 19:54
Surr: 1,2-Dichloroethane-d4	101			75-120	%REC	1	4/8/2020 19:54
Surr: 4-Bromofluorobenzene	96.0			80-110	%REC	1	4/8/2020 19:54
Surr: Dibromofluoromethane	102			85-115	%REC	1	4/8/2020 19:54
Surr: Toluene-d8	97.8			85-110	%REC	1	4/8/2020 19:54

Note: See Qualifiers page for a list of qualifiers and their definitions.

Client: TRC Environmental Corporation
 Project: Line Kiln Landfill
 Sample ID: MW8A
 Collection Date: 4/2/2020 08:58 AM

Work Order: 20040234
 Lab ID: 20040234-07
 Matrix: WATER

Analyses	Result	Qual	MDL	Report Limit	Units	Dilution Factor	Date Analyzed
VOLATILE ORGANIC COMPOUNDS			Method: SW8260C			Analyst: SJB	
1,1,1-Trichloroethane	0.72	J	0.46	1.5	µg/L	1	4/8/2020 20:18
1,1,2,2-Tetrachloroethane	U		0.40	1.3	µg/L	1	4/8/2020 20:18
1,1,2-Trichloroethane	U		0.46	1.5	µg/L	1	4/8/2020 20:18
1,1,2-Trichlorotrifluoroethane	U		0.52	1.7	µg/L	1	4/8/2020 20:18
1,1-Dichloroethane	8.2		0.44	1.5	µg/L	1	4/8/2020 20:18
1,1-Dichloroethene	0.69	J	0.40	1.4	µg/L	1	4/8/2020 20:18
1,2,3-Trichlorobenzene	U		0.42	1.4	µg/L	1	4/8/2020 20:18
1,2,4-Trichlorobenzene	U		0.45	1.5	µg/L	1	4/8/2020 20:18
1,2,4-Trimethylbenzene	U		0.45	1.5	µg/L	1	4/8/2020 20:18
1,2-Dibromo-3-chloropropane	U		0.43	1.4	µg/L	1	4/8/2020 20:18
1,2-Dibromoethane	U		0.41	1.4	µg/L	1	4/8/2020 20:18
1,2-Dichlorobenzene	U		0.32	1.1	µg/L	1	4/8/2020 20:18
1,2-Dichloroethane	U		0.44	1.4	µg/L	1	4/8/2020 20:18
1,2-Dichloropropane	U		0.48	1.6	µg/L	1	4/8/2020 20:18
1,3,5-Trimethylbenzene	U		0.65	2.2	µg/L	1	4/8/2020 20:18
1,3-Dichlorobenzene	U		0.33	1.1	µg/L	1	4/8/2020 20:18
1,4-Dichlorobenzene	U		0.35	1.2	µg/L	1	4/8/2020 20:18
2-Butanone	U		0.52	1.7	µg/L	1	4/8/2020 20:18
2-Hexanone	U		0.59	2.0	µg/L	1	4/8/2020 20:18
4-Methyl-2-pentanone	U		0.52	1.7	µg/L	1	4/8/2020 20:18
Acetone	U		6.2	21	µg/L	1	4/8/2020 20:18
Benzene	U		0.46	1.5	µg/L	1	4/8/2020 20:18
Bromochloromethane	U		0.45	1.5	µg/L	1	4/8/2020 20:18
Bromodichloromethane	U		0.49	1.6	µg/L	1	4/8/2020 20:18
Bromoform	U		0.56	1.9	µg/L	1	4/8/2020 20:18
Bromomethane	U		0.90	3.0	µg/L	1	4/8/2020 20:18
Carbon disulfide	U		0.49	1.6	µg/L	1	4/8/2020 20:18
Carbon tetrachloride	U		0.40	1.4	µg/L	1	4/8/2020 20:18
Chlorobenzene	U		0.40	1.3	µg/L	1	4/8/2020 20:18
Chloroethane	U		0.68	2.3	µg/L	1	4/8/2020 20:18
Chloroform	U		0.46	1.5	µg/L	1	4/8/2020 20:18
Chloromethane	U		0.83	2.8	µg/L	1	4/8/2020 20:18
cis-1,2-Dichloroethene	57		0.42	1.4	µg/L	1	4/8/2020 20:18
cis-1,3-Dichloropropene	U		0.57	1.9	µg/L	1	4/8/2020 20:18
Cyclohexane	U		0.63	2.1	µg/L	1	4/8/2020 20:18
Dibromochloromethane	U		0.40	1.3	µg/L	1	4/8/2020 20:18
Dichlorodifluoromethane	U		0.68	2.3	µg/L	1	4/8/2020 20:18
Ethylbenzene	U		0.34	1.1	µg/L	1	4/8/2020 20:18

Note: See Qualifiers page for a list of qualifiers and their definitions.

ALS Group, USA

Date: 10-Apr-20

Client: TRC Environmental Corporation
Project: Line Kiln Landfill
Sample ID: MW8A
Collection Date: 4/2/2020 08:58 AM

Work Order: 20040234
Lab ID: 20040234-07
Matrix: WATER

Analyses	Result	Qual	MDL	Report Limit	Units	Dilution Factor	Date Analyzed
Isopropylbenzene	U		0.35	1.2	µg/L	1	4/8/2020 20:18
m,p-Xylene	U		0.81	2.7	µg/L	1	4/8/2020 20:18
Methyl acetate	U		0.59	2.0	µg/L	1	4/8/2020 20:18
Methyl tert-butyl ether	U		0.45	1.5	µg/L	1	4/8/2020 20:18
Methylcyclohexane	U		0.35	1.2	µg/L	1	4/8/2020 20:18
Methylene chloride	U		0.86	2.9	µg/L	1	4/8/2020 20:18
Naphthalene	U		0.77	2.6	µg/L	1	4/8/2020 20:18
o-Xylene	U		0.31	1.0	µg/L	1	4/8/2020 20:18
Styrene	U		0.33	1.1	µg/L	1	4/8/2020 20:18
Tetrachloroethene	U		0.39	1.3	µg/L	1	4/8/2020 20:18
Tetrahydrofuran	U		0.73	2.4	µg/L	1	4/8/2020 20:18
Toluene	U		0.45	1.5	µg/L	1	4/8/2020 20:18
trans-1,2-Dichloroethene	U		0.48	1.6	µg/L	1	4/8/2020 20:18
trans-1,3-Dichloropropene	U		0.38	2.7	µg/L	1	4/8/2020 20:18
Trichloroethene	8.7		0.43	1.4	µg/L	1	4/8/2020 20:18
Trichlorofluoromethane	U		0.52	1.7	µg/L	1	4/8/2020 20:18
Vinyl chloride	3.6		0.53	1.8	µg/L	1	4/8/2020 20:18
Xylenes, Total	U		0.81	4.4	µg/L	1	4/8/2020 20:18
Surr: 1,2-Dichloroethane-d4	101			75-120	%REC	1	4/8/2020 20:18
Surr: 4-Bromofluorobenzene	94.8			80-110	%REC	1	4/8/2020 20:18
Surr: Dibromofluoromethane	102			85-115	%REC	1	4/8/2020 20:18
Surr: Toluene-d8	98.1			85-110	%REC	1	4/8/2020 20:18

Note: See Qualifiers page for a list of qualifiers and their definitions.

ALS Group, USA

Date: 10-Apr-20

Client: TRC Environmental Corporation
Project: Line Kiln Landfill
Sample ID: P8B
Collection Date: 4/2/2020 10:20 AM

Work Order: 20040234
Lab ID: 20040234-08
Matrix: WATER

Analyses	Result	Qual	MDL	Report Limit	Units	Dilution Factor	Date Analyzed
VOLATILE ORGANIC COMPOUNDS			Method: SW8260C			Analyst: SJB	
1,1,1-Trichloroethane	1.0	J	0.46	1.5	µg/L	1	4/8/2020 20:42
1,1,2,2-Tetrachloroethane	U		0.40	1.3	µg/L	1	4/8/2020 20:42
1,1,2-Trichloroethane	U		0.46	1.5	µg/L	1	4/8/2020 20:42
1,1,2-Trichlorotrifluoroethane	U		0.52	1.7	µg/L	1	4/8/2020 20:42
1,1-Dichloroethane	6.1		0.44	1.5	µg/L	1	4/8/2020 20:42
1,1-Dichloroethene	1.4		0.40	1.4	µg/L	1	4/8/2020 20:42
1,2,3-Trichlorobenzene	U		0.42	1.4	µg/L	1	4/8/2020 20:42
1,2,4-Trichlorobenzene	U		0.45	1.5	µg/L	1	4/8/2020 20:42
1,2,4-Trimethylbenzene	U		0.45	1.5	µg/L	1	4/8/2020 20:42
1,2-Dibromo-3-chloropropane	U		0.43	1.4	µg/L	1	4/8/2020 20:42
1,2-Dibromoethane	U		0.41	1.4	µg/L	1	4/8/2020 20:42
1,2-Dichlorobenzene	U		0.32	1.1	µg/L	1	4/8/2020 20:42
1,2-Dichloroethane	U		0.44	1.4	µg/L	1	4/8/2020 20:42
1,2-Dichloropropane	U		0.48	1.6	µg/L	1	4/8/2020 20:42
1,3,5-Trimethylbenzene	U		0.65	2.2	µg/L	1	4/8/2020 20:42
1,3-Dichlorobenzene	U		0.33	1.1	µg/L	1	4/8/2020 20:42
1,4-Dichlorobenzene	U		0.35	1.2	µg/L	1	4/8/2020 20:42
2-Butanone	U		0.52	1.7	µg/L	1	4/8/2020 20:42
2-Hexanone	U		0.59	2.0	µg/L	1	4/8/2020 20:42
4-Methyl-2-pentanone	U		0.52	1.7	µg/L	1	4/8/2020 20:42
Acetone	U		6.2	21	µg/L	1	4/8/2020 20:42
Benzene	U		0.46	1.5	µg/L	1	4/8/2020 20:42
Bromochloromethane	U		0.45	1.5	µg/L	1	4/8/2020 20:42
Bromodichloromethane	U		0.49	1.6	µg/L	1	4/8/2020 20:42
Bromoform	U		0.56	1.9	µg/L	1	4/8/2020 20:42
Bromomethane	U		0.90	3.0	µg/L	1	4/8/2020 20:42
Carbon disulfide	U		0.49	1.6	µg/L	1	4/8/2020 20:42
Carbon tetrachloride	U		0.40	1.4	µg/L	1	4/8/2020 20:42
Chlorobenzene	U		0.40	1.3	µg/L	1	4/8/2020 20:42
Chloroethane	U		0.68	2.3	µg/L	1	4/8/2020 20:42
Chloroform	U		0.46	1.5	µg/L	1	4/8/2020 20:42
Chloromethane	U		0.83	2.8	µg/L	1	4/8/2020 20:42
cis-1,2-Dichloroethene	53		0.42	1.4	µg/L	1	4/8/2020 20:42
cis-1,3-Dichloropropene	U		0.57	1.9	µg/L	1	4/8/2020 20:42
Cyclohexane	U		0.63	2.1	µg/L	1	4/8/2020 20:42
Dibromochloromethane	U		0.40	1.3	µg/L	1	4/8/2020 20:42
Dichlorodifluoromethane	U		0.68	2.3	µg/L	1	4/8/2020 20:42
Ethylbenzene	U		0.34	1.1	µg/L	1	4/8/2020 20:42

Note: See Qualifiers page for a list of qualifiers and their definitions.

ALS Group, USA

Date: 10-Apr-20

Client: TRC Environmental Corporation
Project: Line Kiln Landfill
Sample ID: P8B
Collection Date: 4/2/2020 10:20 AM

Work Order: 20040234
Lab ID: 20040234-08
Matrix: WATER

Analyses	Result	Qual	MDL	Report Limit	Units	Dilution Factor	Date Analyzed
Isopropylbenzene	U		0.35	1.2	µg/L	1	4/8/2020 20:42
m,p-Xylene	U		0.81	2.7	µg/L	1	4/8/2020 20:42
Methyl acetate	U		0.59	2.0	µg/L	1	4/8/2020 20:42
Methyl tert-butyl ether	U		0.45	1.5	µg/L	1	4/8/2020 20:42
Methylcyclohexane	U		0.35	1.2	µg/L	1	4/8/2020 20:42
Methylene chloride	U		0.86	2.9	µg/L	1	4/8/2020 20:42
Naphthalene	U		0.77	2.6	µg/L	1	4/8/2020 20:42
o-Xylene	U		0.31	1.0	µg/L	1	4/8/2020 20:42
Styrene	U		0.33	1.1	µg/L	1	4/8/2020 20:42
Tetrachloroethene	U		0.39	1.3	µg/L	1	4/8/2020 20:42
Tetrahydrofuran	U		0.73	2.4	µg/L	1	4/8/2020 20:42
Toluene	U		0.45	1.5	µg/L	1	4/8/2020 20:42
trans-1,2-Dichloroethene	0.53	J	0.48	1.6	µg/L	1	4/8/2020 20:42
trans-1,3-Dichloropropene	U		0.38	2.7	µg/L	1	4/8/2020 20:42
Trichloroethene	90		0.86	2.9	µg/L	2	4/9/2020 14:37
Trichlorofluoromethane	U		0.52	1.7	µg/L	1	4/8/2020 20:42
Vinyl chloride	5.1		0.53	1.8	µg/L	1	4/8/2020 20:42
Xylenes, Total	U		0.81	4.4	µg/L	1	4/8/2020 20:42
Surr: 1,2-Dichloroethane-d4	102			75-120	%REC	1	4/8/2020 20:42
Surr: 1,2-Dichloroethane-d4	102			75-120	%REC	2	4/9/2020 14:37
Surr: 4-Bromofluorobenzene	93.0			80-110	%REC	1	4/8/2020 20:42
Surr: 4-Bromofluorobenzene	100			80-110	%REC	2	4/9/2020 14:37
Surr: Dibromofluoromethane	106			85-115	%REC	1	4/8/2020 20:42
Surr: Dibromofluoromethane	100			85-115	%REC	2	4/9/2020 14:37
Surr: Toluene-d8	97.6			85-110	%REC	1	4/8/2020 20:42
Surr: Toluene-d8	99.9			85-110	%REC	2	4/9/2020 14:37

Note: See Qualifiers page for a list of qualifiers and their definitions.

ALS Group, USA

Date: 10-Apr-20

Client: TRC Environmental Corporation
Project: Line Kiln Landfill
Sample ID: P9B
Collection Date: 4/2/2020 11:43 AM

Work Order: 20040234
Lab ID: 20040234-09
Matrix: WATER

Analyses	Result	Qual	MDL	Report Limit	Units	Dilution Factor	Date Analyzed
VOLATILE ORGANIC COMPOUNDS			Method: SW8260C			Analyst: SJB	
1,1,1-Trichloroethane	U		0.46	1.5	µg/L	1	4/8/2020 21:06
1,1,2,2-Tetrachloroethane	U		0.40	1.3	µg/L	1	4/8/2020 21:06
1,1,2-Trichloroethane	U		0.46	1.5	µg/L	1	4/8/2020 21:06
1,1,2-Trichlorotrifluoroethane	51		0.52	1.7	µg/L	1	4/8/2020 21:06
1,1-Dichloroethane	U		0.44	1.5	µg/L	1	4/8/2020 21:06
1,1-Dichloroethene	U		0.40	1.4	µg/L	1	4/8/2020 21:06
1,2,3-Trichlorobenzene	U		0.42	1.4	µg/L	1	4/8/2020 21:06
1,2,4-Trichlorobenzene	U		0.45	1.5	µg/L	1	4/8/2020 21:06
1,2,4-Trimethylbenzene	U		0.45	1.5	µg/L	1	4/8/2020 21:06
1,2-Dibromo-3-chloropropane	U		0.43	1.4	µg/L	1	4/8/2020 21:06
1,2-Dibromoethane	U		0.41	1.4	µg/L	1	4/8/2020 21:06
1,2-Dichlorobenzene	U		0.32	1.1	µg/L	1	4/8/2020 21:06
1,2-Dichloroethane	U		0.44	1.4	µg/L	1	4/8/2020 21:06
1,2-Dichloropropane	U		0.48	1.6	µg/L	1	4/8/2020 21:06
1,3,5-Trimethylbenzene	U		0.65	2.2	µg/L	1	4/8/2020 21:06
1,3-Dichlorobenzene	U		0.33	1.1	µg/L	1	4/8/2020 21:06
1,4-Dichlorobenzene	U		0.35	1.2	µg/L	1	4/8/2020 21:06
2-Butanone	U		0.52	1.7	µg/L	1	4/8/2020 21:06
2-Hexanone	U		0.59	2.0	µg/L	1	4/8/2020 21:06
4-Methyl-2-pentanone	U		0.52	1.7	µg/L	1	4/8/2020 21:06
Acetone	U		6.2	21	µg/L	1	4/8/2020 21:06
Benzene	U		0.46	1.5	µg/L	1	4/8/2020 21:06
Bromochloromethane	U		0.45	1.5	µg/L	1	4/8/2020 21:06
Bromodichloromethane	U		0.49	1.6	µg/L	1	4/8/2020 21:06
Bromoform	U		0.56	1.9	µg/L	1	4/8/2020 21:06
Bromomethane	U		0.90	3.0	µg/L	1	4/8/2020 21:06
Carbon disulfide	U		0.49	1.6	µg/L	1	4/8/2020 21:06
Carbon tetrachloride	U		0.40	1.4	µg/L	1	4/8/2020 21:06
Chlorobenzene	U		0.40	1.3	µg/L	1	4/8/2020 21:06
Chloroethane	U		0.68	2.3	µg/L	1	4/8/2020 21:06
Chloroform	U		0.46	1.5	µg/L	1	4/8/2020 21:06
Chloromethane	U		0.83	2.8	µg/L	1	4/8/2020 21:06
cis-1,2-Dichloroethene	U		0.42	1.4	µg/L	1	4/8/2020 21:06
cis-1,3-Dichloropropene	U		0.57	1.9	µg/L	1	4/8/2020 21:06
Cyclohexane	U		0.63	2.1	µg/L	1	4/8/2020 21:06
Dibromochloromethane	U		0.40	1.3	µg/L	1	4/8/2020 21:06
Dichlorodifluoromethane	U		0.68	2.3	µg/L	1	4/8/2020 21:06
Ethylbenzene	U		0.34	1.1	µg/L	1	4/8/2020 21:06

Note: See Qualifiers page for a list of qualifiers and their definitions.

ALS Group, USA

Date: 10-Apr-20

Client: TRC Environmental Corporation
Project: Line Kiln Landfill
Sample ID: P9B
Collection Date: 4/2/2020 11:43 AM

Work Order: 20040234
Lab ID: 20040234-09
Matrix: WATER

Analyses	Result	Qual	MDL	Report Limit	Units	Dilution Factor	Date Analyzed
Isopropylbenzene	U		0.35	1.2	µg/L	1	4/8/2020 21:06
m,p-Xylene	U		0.81	2.7	µg/L	1	4/8/2020 21:06
Methyl acetate	U		0.59	2.0	µg/L	1	4/8/2020 21:06
Methyl tert-butyl ether	U		0.45	1.5	µg/L	1	4/8/2020 21:06
Methylcyclohexane	U		0.35	1.2	µg/L	1	4/8/2020 21:06
Methylene chloride	U		0.86	2.9	µg/L	1	4/8/2020 21:06
Naphthalene	U		0.77	2.6	µg/L	1	4/8/2020 21:06
o-Xylene	U		0.31	1.0	µg/L	1	4/8/2020 21:06
Styrene	U		0.33	1.1	µg/L	1	4/8/2020 21:06
Tetrachloroethene	U		0.39	1.3	µg/L	1	4/8/2020 21:06
Tetrahydrofuran	U		0.73	2.4	µg/L	1	4/8/2020 21:06
Toluene	U		0.45	1.5	µg/L	1	4/8/2020 21:06
trans-1,2-Dichloroethene	U		0.48	1.6	µg/L	1	4/8/2020 21:06
trans-1,3-Dichloropropene	U		0.38	2.7	µg/L	1	4/8/2020 21:06
Trichloroethene	7.6		0.43	1.4	µg/L	1	4/8/2020 21:06
Trichlorofluoromethane	U		0.52	1.7	µg/L	1	4/8/2020 21:06
Vinyl chloride	U		0.53	1.8	µg/L	1	4/8/2020 21:06
Xylenes, Total	U		0.81	4.4	µg/L	1	4/8/2020 21:06
Surr: 1,2-Dichloroethane-d4	100			75-120	%REC	1	4/8/2020 21:06
Surr: 4-Bromofluorobenzene	94.2			80-110	%REC	1	4/8/2020 21:06
Surr: Dibromofluoromethane	102			85-115	%REC	1	4/8/2020 21:06
Surr: Toluene-d8	97.8			85-110	%REC	1	4/8/2020 21:06

Note: See Qualifiers page for a list of qualifiers and their definitions.

ALS Group, USA

Date: 10-Apr-20

Client: TRC Environmental Corporation
Project: Line Kiln Landfill
Sample ID: P10B
Collection Date: 4/1/2020 05:29 PM

Work Order: 20040234
Lab ID: 20040234-10
Matrix: WATER

Analyses	Result	Qual	MDL	Report Limit	Units	Dilution Factor	Date Analyzed
VOLATILE ORGANIC COMPOUNDS			Method: SW8260C			Analyst: SJB	
1,1,1-Trichloroethane	U		0.46	1.5	µg/L	1	4/8/2020 21:31
1,1,2,2-Tetrachloroethane	U		0.40	1.3	µg/L	1	4/8/2020 21:31
1,1,2-Trichloroethane	U		0.46	1.5	µg/L	1	4/8/2020 21:31
1,1,2-Trichlorotrifluoroethane	34		0.52	1.7	µg/L	1	4/8/2020 21:31
1,1-Dichloroethane	U		0.44	1.5	µg/L	1	4/8/2020 21:31
1,1-Dichloroethene	U		0.40	1.4	µg/L	1	4/8/2020 21:31
1,2,3-Trichlorobenzene	U		0.42	1.4	µg/L	1	4/8/2020 21:31
1,2,4-Trichlorobenzene	U		0.45	1.5	µg/L	1	4/8/2020 21:31
1,2,4-Trimethylbenzene	U		0.45	1.5	µg/L	1	4/8/2020 21:31
1,2-Dibromo-3-chloropropane	U		0.43	1.4	µg/L	1	4/8/2020 21:31
1,2-Dibromoethane	U		0.41	1.4	µg/L	1	4/8/2020 21:31
1,2-Dichlorobenzene	U		0.32	1.1	µg/L	1	4/8/2020 21:31
1,2-Dichloroethane	U		0.44	1.4	µg/L	1	4/8/2020 21:31
1,2-Dichloropropane	U		0.48	1.6	µg/L	1	4/8/2020 21:31
1,3,5-Trimethylbenzene	U		0.65	2.2	µg/L	1	4/8/2020 21:31
1,3-Dichlorobenzene	U		0.33	1.1	µg/L	1	4/8/2020 21:31
1,4-Dichlorobenzene	U		0.35	1.2	µg/L	1	4/8/2020 21:31
2-Butanone	U		0.52	1.7	µg/L	1	4/8/2020 21:31
2-Hexanone	U		0.59	2.0	µg/L	1	4/8/2020 21:31
4-Methyl-2-pentanone	U		0.52	1.7	µg/L	1	4/8/2020 21:31
Acetone	U		6.2	21	µg/L	1	4/8/2020 21:31
Benzene	U		0.46	1.5	µg/L	1	4/8/2020 21:31
Bromochloromethane	U		0.45	1.5	µg/L	1	4/8/2020 21:31
Bromodichloromethane	U		0.49	1.6	µg/L	1	4/8/2020 21:31
Bromoform	U		0.56	1.9	µg/L	1	4/8/2020 21:31
Bromomethane	U		0.90	3.0	µg/L	1	4/8/2020 21:31
Carbon disulfide	U		0.49	1.6	µg/L	1	4/8/2020 21:31
Carbon tetrachloride	U		0.40	1.4	µg/L	1	4/8/2020 21:31
Chlorobenzene	U		0.40	1.3	µg/L	1	4/8/2020 21:31
Chloroethane	U		0.68	2.3	µg/L	1	4/8/2020 21:31
Chloroform	U		0.46	1.5	µg/L	1	4/8/2020 21:31
Chloromethane	U		0.83	2.8	µg/L	1	4/8/2020 21:31
cis-1,2-Dichloroethene	U		0.42	1.4	µg/L	1	4/8/2020 21:31
cis-1,3-Dichloropropene	U		0.57	1.9	µg/L	1	4/8/2020 21:31
Cyclohexane	U		0.63	2.1	µg/L	1	4/8/2020 21:31
Dibromochloromethane	U		0.40	1.3	µg/L	1	4/8/2020 21:31
Dichlorodifluoromethane	U		0.68	2.3	µg/L	1	4/8/2020 21:31
Ethylbenzene	U		0.34	1.1	µg/L	1	4/8/2020 21:31

Note: See Qualifiers page for a list of qualifiers and their definitions.

ALS Group, USA

Date: 10-Apr-20

Client: TRC Environmental Corporation
Project: Line Kiln Landfill
Sample ID: P10B
Collection Date: 4/1/2020 05:29 PM

Work Order: 20040234
Lab ID: 20040234-10
Matrix: WATER

Analyses	Result	Qual	MDL	Report Limit	Units	Dilution Factor	Date Analyzed
Isopropylbenzene	U		0.35	1.2	µg/L	1	4/8/2020 21:31
m,p-Xylene	U		0.81	2.7	µg/L	1	4/8/2020 21:31
Methyl acetate	U		0.59	2.0	µg/L	1	4/8/2020 21:31
Methyl tert-butyl ether	U		0.45	1.5	µg/L	1	4/8/2020 21:31
Methylcyclohexane	U		0.35	1.2	µg/L	1	4/8/2020 21:31
Methylene chloride	U		0.86	2.9	µg/L	1	4/8/2020 21:31
Naphthalene	U		0.77	2.6	µg/L	1	4/8/2020 21:31
o-Xylene	U		0.31	1.0	µg/L	1	4/8/2020 21:31
Styrene	U		0.33	1.1	µg/L	1	4/8/2020 21:31
Tetrachloroethene	U		0.39	1.3	µg/L	1	4/8/2020 21:31
Tetrahydrofuran	U		0.73	2.4	µg/L	1	4/8/2020 21:31
Toluene	U		0.45	1.5	µg/L	1	4/8/2020 21:31
trans-1,2-Dichloroethene	U		0.48	1.6	µg/L	1	4/8/2020 21:31
trans-1,3-Dichloropropene	U		0.38	2.7	µg/L	1	4/8/2020 21:31
Trichloroethene	1.5		0.43	1.4	µg/L	1	4/8/2020 21:31
Trichlorofluoromethane	U		0.52	1.7	µg/L	1	4/8/2020 21:31
Vinyl chloride	U		0.53	1.8	µg/L	1	4/8/2020 21:31
Xylenes, Total	U		0.81	4.4	µg/L	1	4/8/2020 21:31
Surr: 1,2-Dichloroethane-d4	104			75-120	%REC	1	4/8/2020 21:31
Surr: 4-Bromofluorobenzene	93.2			80-110	%REC	1	4/8/2020 21:31
Surr: Dibromofluoromethane	103			85-115	%REC	1	4/8/2020 21:31
Surr: Toluene-d8	101			85-110	%REC	1	4/8/2020 21:31

Note: See Qualifiers page for a list of qualifiers and their definitions.

ALS Group, USA

Date: 10-Apr-20

Client: TRC Environmental Corporation
Project: Line Kiln Landfill
Sample ID: PW1587LR
Collection Date: 3/31/2020 04:30 PM

Work Order: 20040234
Lab ID: 20040234-11
Matrix: WATER

Analyses	Result	Qual	MDL	Report Limit	Units	Dilution Factor	Date Analyzed
VOLATILE ORGANIC COMPOUNDS			Method: SW8260C			Analyst: SJB	
1,1,1-Trichloroethane	U		0.46	1.5	µg/L	1	4/8/2020 21:55
1,1,2,2-Tetrachloroethane	U		0.40	1.3	µg/L	1	4/8/2020 21:55
1,1,2-Trichloroethane	U		0.46	1.5	µg/L	1	4/8/2020 21:55
1,1,2-Trichlorotrifluoroethane	U		0.52	1.7	µg/L	1	4/8/2020 21:55
1,1-Dichloroethane	U		0.44	1.5	µg/L	1	4/8/2020 21:55
1,1-Dichloroethene	U		0.40	1.4	µg/L	1	4/8/2020 21:55
1,2,3-Trichlorobenzene	U		0.42	1.4	µg/L	1	4/8/2020 21:55
1,2,4-Trichlorobenzene	U		0.45	1.5	µg/L	1	4/8/2020 21:55
1,2,4-Trimethylbenzene	U		0.45	1.5	µg/L	1	4/8/2020 21:55
1,2-Dibromo-3-chloropropane	U		0.43	1.4	µg/L	1	4/8/2020 21:55
1,2-Dibromoethane	U		0.41	1.4	µg/L	1	4/8/2020 21:55
1,2-Dichlorobenzene	U		0.32	1.1	µg/L	1	4/8/2020 21:55
1,2-Dichloroethane	U		0.44	1.4	µg/L	1	4/8/2020 21:55
1,2-Dichloropropane	U		0.48	1.6	µg/L	1	4/8/2020 21:55
1,3,5-Trimethylbenzene	U		0.65	2.2	µg/L	1	4/8/2020 21:55
1,3-Dichlorobenzene	U		0.33	1.1	µg/L	1	4/8/2020 21:55
1,4-Dichlorobenzene	U		0.35	1.2	µg/L	1	4/8/2020 21:55
2-Butanone	U		0.52	1.7	µg/L	1	4/8/2020 21:55
2-Hexanone	U		0.59	2.0	µg/L	1	4/8/2020 21:55
4-Methyl-2-pentanone	U		0.52	1.7	µg/L	1	4/8/2020 21:55
Acetone	U		6.2	21	µg/L	1	4/8/2020 21:55
Benzene	U		0.46	1.5	µg/L	1	4/8/2020 21:55
Bromochloromethane	U		0.45	1.5	µg/L	1	4/8/2020 21:55
Bromodichloromethane	U		0.49	1.6	µg/L	1	4/8/2020 21:55
Bromoform	U		0.56	1.9	µg/L	1	4/8/2020 21:55
Bromomethane	U		0.90	3.0	µg/L	1	4/8/2020 21:55
Carbon disulfide	U		0.49	1.6	µg/L	1	4/8/2020 21:55
Carbon tetrachloride	U		0.40	1.4	µg/L	1	4/8/2020 21:55
Chlorobenzene	U		0.40	1.3	µg/L	1	4/8/2020 21:55
Chloroethane	U		0.68	2.3	µg/L	1	4/8/2020 21:55
Chloroform	U		0.46	1.5	µg/L	1	4/8/2020 21:55
Chloromethane	U		0.83	2.8	µg/L	1	4/8/2020 21:55
cis-1,2-Dichloroethene	U		0.42	1.4	µg/L	1	4/8/2020 21:55
cis-1,3-Dichloropropene	U		0.57	1.9	µg/L	1	4/8/2020 21:55
Cyclohexane	U		0.63	2.1	µg/L	1	4/8/2020 21:55
Dibromochloromethane	U		0.40	1.3	µg/L	1	4/8/2020 21:55
Dichlorodifluoromethane	U		0.68	2.3	µg/L	1	4/8/2020 21:55
Ethylbenzene	U		0.34	1.1	µg/L	1	4/8/2020 21:55

Note: See Qualifiers page for a list of qualifiers and their definitions.

ALS Group, USA

Date: 10-Apr-20

Client: TRC Environmental Corporation
Project: Line Kiln Landfill
Sample ID: PW1587LR
Collection Date: 3/31/2020 04:30 PM

Work Order: 20040234
Lab ID: 20040234-11
Matrix: WATER

Analyses	Result	Qual	MDL	Report Limit	Units	Dilution Factor	Date Analyzed
Isopropylbenzene	U		0.35	1.2	µg/L	1	4/8/2020 21:55
m,p-Xylene	U		0.81	2.7	µg/L	1	4/8/2020 21:55
Methyl acetate	U		0.59	2.0	µg/L	1	4/8/2020 21:55
Methyl tert-butyl ether	U		0.45	1.5	µg/L	1	4/8/2020 21:55
Methylcyclohexane	U		0.35	1.2	µg/L	1	4/8/2020 21:55
Methylene chloride	U		0.86	2.9	µg/L	1	4/8/2020 21:55
Naphthalene	U		0.77	2.6	µg/L	1	4/8/2020 21:55
o-Xylene	U		0.31	1.0	µg/L	1	4/8/2020 21:55
Styrene	U		0.33	1.1	µg/L	1	4/8/2020 21:55
Tetrachloroethene	U		0.39	1.3	µg/L	1	4/8/2020 21:55
Tetrahydrofuran	U		0.73	2.4	µg/L	1	4/8/2020 21:55
Toluene	U		0.45	1.5	µg/L	1	4/8/2020 21:55
trans-1,2-Dichloroethene	U		0.48	1.6	µg/L	1	4/8/2020 21:55
trans-1,3-Dichloropropene	U		0.38	2.7	µg/L	1	4/8/2020 21:55
Trichloroethene	U		0.43	1.4	µg/L	1	4/8/2020 21:55
Trichlorofluoromethane	U		0.52	1.7	µg/L	1	4/8/2020 21:55
Vinyl chloride	U		0.53	1.8	µg/L	1	4/8/2020 21:55
Xylenes, Total	U		0.81	4.4	µg/L	1	4/8/2020 21:55
Surr: 1,2-Dichloroethane-d4	103			75-120	%REC	1	4/8/2020 21:55
Surr: 4-Bromofluorobenzene	94.2			80-110	%REC	1	4/8/2020 21:55
Surr: Dibromofluoromethane	103			85-115	%REC	1	4/8/2020 21:55
Surr: Toluene-d8	100			85-110	%REC	1	4/8/2020 21:55

Note: See Qualifiers page for a list of qualifiers and their definitions.

ALS Group, USA

Date: 10-Apr-20

Client: TRC Environmental Corporation
Project: Line Kiln Landfill
Sample ID: PW461HR
Collection Date: 3/31/2020 04:10 PM

Work Order: 20040234
Lab ID: 20040234-12
Matrix: WATER

Analyses	Result	Qual	MDL	Report Limit	Units	Dilution Factor	Date Analyzed
VOLATILE ORGANIC COMPOUNDS			Method: SW8260C		Analyst: SJB		
1,1,1-Trichloroethane	U		0.46	1.5	µg/L	1	4/8/2020 22:19
1,1,2,2-Tetrachloroethane	U		0.40	1.3	µg/L	1	4/8/2020 22:19
1,1,2-Trichloroethane	U		0.46	1.5	µg/L	1	4/8/2020 22:19
1,1,2-Trichlorotrifluoroethane	U		0.52	1.7	µg/L	1	4/8/2020 22:19
1,1-Dichloroethane	U		0.44	1.5	µg/L	1	4/8/2020 22:19
1,1-Dichloroethene	U		0.40	1.4	µg/L	1	4/8/2020 22:19
1,2,3-Trichlorobenzene	U		0.42	1.4	µg/L	1	4/8/2020 22:19
1,2,4-Trichlorobenzene	U		0.45	1.5	µg/L	1	4/8/2020 22:19
1,2,4-Trimethylbenzene	U		0.45	1.5	µg/L	1	4/8/2020 22:19
1,2-Dibromo-3-chloropropane	U		0.43	1.4	µg/L	1	4/8/2020 22:19
1,2-Dibromoethane	U		0.41	1.4	µg/L	1	4/8/2020 22:19
1,2-Dichlorobenzene	U		0.32	1.1	µg/L	1	4/8/2020 22:19
1,2-Dichloroethane	U		0.44	1.4	µg/L	1	4/8/2020 22:19
1,2-Dichloropropane	U		0.48	1.6	µg/L	1	4/8/2020 22:19
1,3,5-Trimethylbenzene	U		0.65	2.2	µg/L	1	4/8/2020 22:19
1,3-Dichlorobenzene	U		0.33	1.1	µg/L	1	4/8/2020 22:19
1,4-Dichlorobenzene	U		0.35	1.2	µg/L	1	4/8/2020 22:19
2-Butanone	U		0.52	1.7	µg/L	1	4/8/2020 22:19
2-Hexanone	U		0.59	2.0	µg/L	1	4/8/2020 22:19
4-Methyl-2-pentanone	U		0.52	1.7	µg/L	1	4/8/2020 22:19
Acetone	U		6.2	21	µg/L	1	4/8/2020 22:19
Benzene	U		0.46	1.5	µg/L	1	4/8/2020 22:19
Bromochloromethane	U		0.45	1.5	µg/L	1	4/8/2020 22:19
Bromodichloromethane	U		0.49	1.6	µg/L	1	4/8/2020 22:19
Bromoform	U		0.56	1.9	µg/L	1	4/8/2020 22:19
Bromomethane	U		0.90	3.0	µg/L	1	4/8/2020 22:19
Carbon disulfide	U		0.49	1.6	µg/L	1	4/8/2020 22:19
Carbon tetrachloride	U		0.40	1.4	µg/L	1	4/8/2020 22:19
Chlorobenzene	U		0.40	1.3	µg/L	1	4/8/2020 22:19
Chloroethane	U		0.68	2.3	µg/L	1	4/8/2020 22:19
Chloroform	U		0.46	1.5	µg/L	1	4/8/2020 22:19
Chloromethane	U		0.83	2.8	µg/L	1	4/8/2020 22:19
cis-1,2-Dichloroethene	U		0.42	1.4	µg/L	1	4/8/2020 22:19
cis-1,3-Dichloropropene	U		0.57	1.9	µg/L	1	4/8/2020 22:19
Cyclohexane	U		0.63	2.1	µg/L	1	4/8/2020 22:19
Dibromochloromethane	U		0.40	1.3	µg/L	1	4/8/2020 22:19
Dichlorodifluoromethane	U		0.68	2.3	µg/L	1	4/8/2020 22:19
Ethylbenzene	U		0.34	1.1	µg/L	1	4/8/2020 22:19

Note: See Qualifiers page for a list of qualifiers and their definitions.

ALS Group, USA

Date: 10-Apr-20

Client: TRC Environmental Corporation
Project: Line Kiln Landfill
Sample ID: PW461HR
Collection Date: 3/31/2020 04:10 PM

Work Order: 20040234
Lab ID: 20040234-12
Matrix: WATER

Analyses	Result	Qual	MDL	Report Limit	Units	Dilution Factor	Date Analyzed
Isopropylbenzene	U		0.35	1.2	µg/L	1	4/8/2020 22:19
m,p-Xylene	U		0.81	2.7	µg/L	1	4/8/2020 22:19
Methyl acetate	U		0.59	2.0	µg/L	1	4/8/2020 22:19
Methyl tert-butyl ether	U		0.45	1.5	µg/L	1	4/8/2020 22:19
Methylcyclohexane	U		0.35	1.2	µg/L	1	4/8/2020 22:19
Methylene chloride	U		0.86	2.9	µg/L	1	4/8/2020 22:19
Naphthalene	U		0.77	2.6	µg/L	1	4/8/2020 22:19
o-Xylene	U		0.31	1.0	µg/L	1	4/8/2020 22:19
Styrene	U		0.33	1.1	µg/L	1	4/8/2020 22:19
Tetrachloroethene	U		0.39	1.3	µg/L	1	4/8/2020 22:19
Tetrahydrofuran	U		0.73	2.4	µg/L	1	4/8/2020 22:19
Toluene	U		0.45	1.5	µg/L	1	4/8/2020 22:19
trans-1,2-Dichloroethene	U		0.48	1.6	µg/L	1	4/8/2020 22:19
trans-1,3-Dichloropropene	U		0.38	2.7	µg/L	1	4/8/2020 22:19
Trichloroethene	U		0.43	1.4	µg/L	1	4/8/2020 22:19
Trichlorofluoromethane	U		0.52	1.7	µg/L	1	4/8/2020 22:19
Vinyl chloride	U		0.53	1.8	µg/L	1	4/8/2020 22:19
Xylenes, Total	U		0.81	4.4	µg/L	1	4/8/2020 22:19
Surr: 1,2-Dichloroethane-d4	104			75-120	%REC	1	4/8/2020 22:19
Surr: 4-Bromofluorobenzene	93.6			80-110	%REC	1	4/8/2020 22:19
Surr: Dibromofluoromethane	101			85-115	%REC	1	4/8/2020 22:19
Surr: Toluene-d8	100			85-110	%REC	1	4/8/2020 22:19

Note: See Qualifiers page for a list of qualifiers and their definitions.

ALS Group, USA

Date: 10-Apr-20

Client: TRC Environmental Corporation
Project: Line Kiln Landfill
Sample ID: PW1530LR
Collection Date: 3/31/2020 03:40 PM

Work Order: 20040234
Lab ID: 20040234-13
Matrix: WATER

Analyses	Result	Qual	MDL	Report Limit	Units	Dilution Factor	Date Analyzed
VOLATILE ORGANIC COMPOUNDS			Method: SW8260C		Analyst: SJB		
1,1,1-Trichloroethane	U		0.46	1.5	µg/L	1	4/8/2020 22:43
1,1,2,2-Tetrachloroethane	U		0.40	1.3	µg/L	1	4/8/2020 22:43
1,1,2-Trichloroethane	U		0.46	1.5	µg/L	1	4/8/2020 22:43
1,1,2-Trichlorotrifluoroethane	U		0.52	1.7	µg/L	1	4/8/2020 22:43
1,1-Dichloroethane	U		0.44	1.5	µg/L	1	4/8/2020 22:43
1,1-Dichloroethene	U		0.40	1.4	µg/L	1	4/8/2020 22:43
1,2,3-Trichlorobenzene	U		0.42	1.4	µg/L	1	4/8/2020 22:43
1,2,4-Trichlorobenzene	U		0.45	1.5	µg/L	1	4/8/2020 22:43
1,2,4-Trimethylbenzene	U		0.45	1.5	µg/L	1	4/8/2020 22:43
1,2-Dibromo-3-chloropropane	U		0.43	1.4	µg/L	1	4/8/2020 22:43
1,2-Dibromoethane	U		0.41	1.4	µg/L	1	4/8/2020 22:43
1,2-Dichlorobenzene	U		0.32	1.1	µg/L	1	4/8/2020 22:43
1,2-Dichloroethane	U		0.44	1.4	µg/L	1	4/8/2020 22:43
1,2-Dichloropropane	U		0.48	1.6	µg/L	1	4/8/2020 22:43
1,3,5-Trimethylbenzene	U		0.65	2.2	µg/L	1	4/8/2020 22:43
1,3-Dichlorobenzene	U		0.33	1.1	µg/L	1	4/8/2020 22:43
1,4-Dichlorobenzene	U		0.35	1.2	µg/L	1	4/8/2020 22:43
2-Butanone	U		0.52	1.7	µg/L	1	4/8/2020 22:43
2-Hexanone	U		0.59	2.0	µg/L	1	4/8/2020 22:43
4-Methyl-2-pentanone	U		0.52	1.7	µg/L	1	4/8/2020 22:43
Acetone	U		6.2	21	µg/L	1	4/8/2020 22:43
Benzene	U		0.46	1.5	µg/L	1	4/8/2020 22:43
Bromochloromethane	U		0.45	1.5	µg/L	1	4/8/2020 22:43
Bromodichloromethane	U		0.49	1.6	µg/L	1	4/8/2020 22:43
Bromoform	U		0.56	1.9	µg/L	1	4/8/2020 22:43
Bromomethane	U		0.90	3.0	µg/L	1	4/8/2020 22:43
Carbon disulfide	U		0.49	1.6	µg/L	1	4/8/2020 22:43
Carbon tetrachloride	U		0.40	1.4	µg/L	1	4/8/2020 22:43
Chlorobenzene	U		0.40	1.3	µg/L	1	4/8/2020 22:43
Chloroethane	U		0.68	2.3	µg/L	1	4/8/2020 22:43
Chloroform	U		0.46	1.5	µg/L	1	4/8/2020 22:43
Chloromethane	U		0.83	2.8	µg/L	1	4/8/2020 22:43
cis-1,2-Dichloroethene	U		0.42	1.4	µg/L	1	4/8/2020 22:43
cis-1,3-Dichloropropene	U		0.57	1.9	µg/L	1	4/8/2020 22:43
Cyclohexane	U		0.63	2.1	µg/L	1	4/8/2020 22:43
Dibromochloromethane	U		0.40	1.3	µg/L	1	4/8/2020 22:43
Dichlorodifluoromethane	U		0.68	2.3	µg/L	1	4/8/2020 22:43
Ethylbenzene	U		0.34	1.1	µg/L	1	4/8/2020 22:43

Note: See Qualifiers page for a list of qualifiers and their definitions.

ALS Group, USA

Date: 10-Apr-20

Client: TRC Environmental Corporation
Project: Line Kiln Landfill
Sample ID: PW1530LR
Collection Date: 3/31/2020 03:40 PM

Work Order: 20040234
Lab ID: 20040234-13
Matrix: WATER

Analyses	Result	Qual	MDL	Report Limit	Units	Dilution Factor	Date Analyzed
Isopropylbenzene	U		0.35	1.2	µg/L	1	4/8/2020 22:43
m,p-Xylene	U		0.81	2.7	µg/L	1	4/8/2020 22:43
Methyl acetate	U		0.59	2.0	µg/L	1	4/8/2020 22:43
Methyl tert-butyl ether	U		0.45	1.5	µg/L	1	4/8/2020 22:43
Methylcyclohexane	U		0.35	1.2	µg/L	1	4/8/2020 22:43
Methylene chloride	U		0.86	2.9	µg/L	1	4/8/2020 22:43
Naphthalene	U		0.77	2.6	µg/L	1	4/8/2020 22:43
o-Xylene	U		0.31	1.0	µg/L	1	4/8/2020 22:43
Styrene	U		0.33	1.1	µg/L	1	4/8/2020 22:43
Tetrachloroethene	U		0.39	1.3	µg/L	1	4/8/2020 22:43
Tetrahydrofuran	U		0.73	2.4	µg/L	1	4/8/2020 22:43
Toluene	U		0.45	1.5	µg/L	1	4/8/2020 22:43
trans-1,2-Dichloroethene	U		0.48	1.6	µg/L	1	4/8/2020 22:43
trans-1,3-Dichloropropene	U		0.38	2.7	µg/L	1	4/8/2020 22:43
Trichloroethene	U		0.43	1.4	µg/L	1	4/8/2020 22:43
Trichlorofluoromethane	U		0.52	1.7	µg/L	1	4/8/2020 22:43
Vinyl chloride	U		0.53	1.8	µg/L	1	4/8/2020 22:43
Xylenes, Total	U		0.81	4.4	µg/L	1	4/8/2020 22:43
Surr: 1,2-Dichloroethane-d4	102			75-120	%REC	1	4/8/2020 22:43
Surr: 4-Bromofluorobenzene	92.0			80-110	%REC	1	4/8/2020 22:43
Surr: Dibromofluoromethane	102			85-115	%REC	1	4/8/2020 22:43
Surr: Toluene-d8	99.0			85-110	%REC	1	4/8/2020 22:43

Note: See Qualifiers page for a list of qualifiers and their definitions.

ALS Group, USA

Date: 10-Apr-20

Client: TRC Environmental Corporation
Project: Line Kiln Landfill
Sample ID: PW717HC
Collection Date: 3/31/2020 03:04 PM

Work Order: 20040234
Lab ID: 20040234-14
Matrix: WATER

Analyses	Result	Qual	MDL	Report Limit	Units	Dilution Factor	Date Analyzed
VOLATILE ORGANIC COMPOUNDS			Method: SW8260C			Analyst: SJB	
1,1,1-Trichloroethane	U		0.46	1.5	µg/L	1	4/8/2020 23:07
1,1,2,2-Tetrachloroethane	U		0.40	1.3	µg/L	1	4/8/2020 23:07
1,1,2-Trichloroethane	U		0.46	1.5	µg/L	1	4/8/2020 23:07
1,1,2-Trichlorotrifluoroethane	U		0.52	1.7	µg/L	1	4/8/2020 23:07
1,1-Dichloroethane	U		0.44	1.5	µg/L	1	4/8/2020 23:07
1,1-Dichloroethene	U		0.40	1.4	µg/L	1	4/8/2020 23:07
1,2,3-Trichlorobenzene	U		0.42	1.4	µg/L	1	4/8/2020 23:07
1,2,4-Trichlorobenzene	U		0.45	1.5	µg/L	1	4/8/2020 23:07
1,2,4-Trimethylbenzene	U		0.45	1.5	µg/L	1	4/8/2020 23:07
1,2-Dibromo-3-chloropropane	U		0.43	1.4	µg/L	1	4/8/2020 23:07
1,2-Dibromoethane	U		0.41	1.4	µg/L	1	4/8/2020 23:07
1,2-Dichlorobenzene	U		0.32	1.1	µg/L	1	4/8/2020 23:07
1,2-Dichloroethane	U		0.44	1.4	µg/L	1	4/8/2020 23:07
1,2-Dichloropropane	U		0.48	1.6	µg/L	1	4/8/2020 23:07
1,3,5-Trimethylbenzene	U		0.65	2.2	µg/L	1	4/8/2020 23:07
1,3-Dichlorobenzene	U		0.33	1.1	µg/L	1	4/8/2020 23:07
1,4-Dichlorobenzene	U		0.35	1.2	µg/L	1	4/8/2020 23:07
2-Butanone	U		0.52	1.7	µg/L	1	4/8/2020 23:07
2-Hexanone	U		0.59	2.0	µg/L	1	4/8/2020 23:07
4-Methyl-2-pentanone	U		0.52	1.7	µg/L	1	4/8/2020 23:07
Acetone	U		6.2	21	µg/L	1	4/8/2020 23:07
Benzene	U		0.46	1.5	µg/L	1	4/8/2020 23:07
Bromochloromethane	U		0.45	1.5	µg/L	1	4/8/2020 23:07
Bromodichloromethane	U		0.49	1.6	µg/L	1	4/8/2020 23:07
Bromoform	U		0.56	1.9	µg/L	1	4/8/2020 23:07
Bromomethane	U		0.90	3.0	µg/L	1	4/8/2020 23:07
Carbon disulfide	U		0.49	1.6	µg/L	1	4/8/2020 23:07
Carbon tetrachloride	U		0.40	1.4	µg/L	1	4/8/2020 23:07
Chlorobenzene	U		0.40	1.3	µg/L	1	4/8/2020 23:07
Chloroethane	U		0.68	2.3	µg/L	1	4/8/2020 23:07
Chloroform	U		0.46	1.5	µg/L	1	4/8/2020 23:07
Chloromethane	U		0.83	2.8	µg/L	1	4/8/2020 23:07
cis-1,2-Dichloroethene	U		0.42	1.4	µg/L	1	4/8/2020 23:07
cis-1,3-Dichloropropene	U		0.57	1.9	µg/L	1	4/8/2020 23:07
Cyclohexane	U		0.63	2.1	µg/L	1	4/8/2020 23:07
Dibromochloromethane	U		0.40	1.3	µg/L	1	4/8/2020 23:07
Dichlorodifluoromethane	U		0.68	2.3	µg/L	1	4/8/2020 23:07
Ethylbenzene	U		0.34	1.1	µg/L	1	4/8/2020 23:07

Note: See Qualifiers page for a list of qualifiers and their definitions.

ALS Group, USA

Date: 10-Apr-20

Client: TRC Environmental Corporation
Project: Line Kiln Landfill
Sample ID: PW717HC
Collection Date: 3/31/2020 03:04 PM

Work Order: 20040234
Lab ID: 20040234-14
Matrix: WATER

Analyses	Result	Qual	MDL	Report Limit	Units	Dilution Factor	Date Analyzed
Isopropylbenzene	U		0.35	1.2	µg/L	1	4/8/2020 23:07
m,p-Xylene	U		0.81	2.7	µg/L	1	4/8/2020 23:07
Methyl acetate	U		0.59	2.0	µg/L	1	4/8/2020 23:07
Methyl tert-butyl ether	U		0.45	1.5	µg/L	1	4/8/2020 23:07
Methylcyclohexane	U		0.35	1.2	µg/L	1	4/8/2020 23:07
Methylene chloride	U		0.86	2.9	µg/L	1	4/8/2020 23:07
Naphthalene	U		0.77	2.6	µg/L	1	4/8/2020 23:07
o-Xylene	U		0.31	1.0	µg/L	1	4/8/2020 23:07
Styrene	U		0.33	1.1	µg/L	1	4/8/2020 23:07
Tetrachloroethene	U		0.39	1.3	µg/L	1	4/8/2020 23:07
Tetrahydrofuran	U		0.73	2.4	µg/L	1	4/8/2020 23:07
Toluene	U		0.45	1.5	µg/L	1	4/8/2020 23:07
trans-1,2-Dichloroethene	U		0.48	1.6	µg/L	1	4/8/2020 23:07
trans-1,3-Dichloropropene	U		0.38	2.7	µg/L	1	4/8/2020 23:07
Trichloroethene	U		0.43	1.4	µg/L	1	4/8/2020 23:07
Trichlorofluoromethane	U		0.52	1.7	µg/L	1	4/8/2020 23:07
Vinyl chloride	U		0.53	1.8	µg/L	1	4/8/2020 23:07
Xylenes, Total	U		0.81	4.4	µg/L	1	4/8/2020 23:07
Surr: 1,2-Dichloroethane-d4	107			75-120	%REC	1	4/8/2020 23:07
Surr: 4-Bromofluorobenzene	94.9			80-110	%REC	1	4/8/2020 23:07
Surr: Dibromofluoromethane	101			85-115	%REC	1	4/8/2020 23:07
Surr: Toluene-d8	101			85-110	%REC	1	4/8/2020 23:07

Note: See Qualifiers page for a list of qualifiers and their definitions.

ALS Group, USA

Date: 10-Apr-20

Client: TRC Environmental Corporation
Project: Line Kiln Landfill
Sample ID: DUP-1
Collection Date: 4/2/2020

Work Order: 20040234
Lab ID: 20040234-15
Matrix: WATER

Analyses	Result	Qual	MDL	Report Limit	Units	Dilution Factor	Date Analyzed
VOLATILE ORGANIC COMPOUNDS			Method: SW8260C			Analyst: SJB	
1,1,1-Trichloroethane	0.92	J	0.46	1.5	µg/L	1	4/8/2020 23:55
1,1,2,2-Tetrachloroethane	U		0.40	1.3	µg/L	1	4/8/2020 23:55
1,1,2-Trichloroethane	U		0.46	1.5	µg/L	1	4/8/2020 23:55
1,1,2-Trichlorotrifluoroethane	U		0.52	1.7	µg/L	1	4/8/2020 23:55
1,1-Dichloroethane	6.0		0.44	1.5	µg/L	1	4/8/2020 23:55
1,1-Dichloroethene	1.4		0.40	1.4	µg/L	1	4/8/2020 23:55
1,2,3-Trichlorobenzene	U		0.42	1.4	µg/L	1	4/8/2020 23:55
1,2,4-Trichlorobenzene	U		0.45	1.5	µg/L	1	4/8/2020 23:55
1,2,4-Trimethylbenzene	U		0.45	1.5	µg/L	1	4/8/2020 23:55
1,2-Dibromo-3-chloropropane	U		0.43	1.4	µg/L	1	4/8/2020 23:55
1,2-Dibromoethane	U		0.41	1.4	µg/L	1	4/8/2020 23:55
1,2-Dichlorobenzene	U		0.32	1.1	µg/L	1	4/8/2020 23:55
1,2-Dichloroethane	U		0.44	1.4	µg/L	1	4/8/2020 23:55
1,2-Dichloropropane	U		0.48	1.6	µg/L	1	4/8/2020 23:55
1,3,5-Trimethylbenzene	U		0.65	2.2	µg/L	1	4/8/2020 23:55
1,3-Dichlorobenzene	U		0.33	1.1	µg/L	1	4/8/2020 23:55
1,4-Dichlorobenzene	U		0.35	1.2	µg/L	1	4/8/2020 23:55
2-Butanone	0.52	J	0.52	1.7	µg/L	1	4/8/2020 23:55
2-Hexanone	U		0.59	2.0	µg/L	1	4/8/2020 23:55
4-Methyl-2-pentanone	U		0.52	1.7	µg/L	1	4/8/2020 23:55
Acetone	U		6.2	21	µg/L	1	4/8/2020 23:55
Benzene	U		0.46	1.5	µg/L	1	4/8/2020 23:55
Bromochloromethane	U		0.45	1.5	µg/L	1	4/8/2020 23:55
Bromodichloromethane	U		0.49	1.6	µg/L	1	4/8/2020 23:55
Bromoform	U		0.56	1.9	µg/L	1	4/8/2020 23:55
Bromomethane	U		0.90	3.0	µg/L	1	4/8/2020 23:55
Carbon disulfide	U		0.49	1.6	µg/L	1	4/8/2020 23:55
Carbon tetrachloride	U		0.40	1.4	µg/L	1	4/8/2020 23:55
Chlorobenzene	U		0.40	1.3	µg/L	1	4/8/2020 23:55
Chloroethane	U		0.68	2.3	µg/L	1	4/8/2020 23:55
Chloroform	U		0.46	1.5	µg/L	1	4/8/2020 23:55
Chloromethane	U		0.83	2.8	µg/L	1	4/8/2020 23:55
cis-1,2-Dichloroethene	52		0.42	1.4	µg/L	1	4/8/2020 23:55
cis-1,3-Dichloropropene	U		0.57	1.9	µg/L	1	4/8/2020 23:55
Cyclohexane	U		0.63	2.1	µg/L	1	4/8/2020 23:55
Dibromochloromethane	U		0.40	1.3	µg/L	1	4/8/2020 23:55
Dichlorodifluoromethane	U		0.68	2.3	µg/L	1	4/8/2020 23:55
Ethylbenzene	U		0.34	1.1	µg/L	1	4/8/2020 23:55

Note: See Qualifiers page for a list of qualifiers and their definitions.

ALS Group, USA

Date: 10-Apr-20

Client: TRC Environmental Corporation
 Project: Line Kiln Landfill
 Sample ID: DUP-1
 Collection Date: 4/2/2020

Work Order: 20040234
 Lab ID: 20040234-15
 Matrix: WATER

Analyses	Result	Qual	MDL	Report Limit	Units	Dilution Factor	Date Analyzed
Isopropylbenzene	U		0.35	1.2	µg/L	1	4/8/2020 23:55
m,p-Xylene	U		0.81	2.7	µg/L	1	4/8/2020 23:55
Methyl acetate	U		0.59	2.0	µg/L	1	4/8/2020 23:55
Methyl tert-butyl ether	U		0.45	1.5	µg/L	1	4/8/2020 23:55
Methylcyclohexane	U		0.35	1.2	µg/L	1	4/8/2020 23:55
Methylene chloride	U		0.86	2.9	µg/L	1	4/8/2020 23:55
Naphthalene	U		0.77	2.6	µg/L	1	4/8/2020 23:55
o-Xylene	U		0.31	1.0	µg/L	1	4/8/2020 23:55
Styrene	U		0.33	1.1	µg/L	1	4/8/2020 23:55
Tetrachloroethene	U		0.39	1.3	µg/L	1	4/8/2020 23:55
Tetrahydrofuran	U		0.73	2.4	µg/L	1	4/8/2020 23:55
Toluene	U		0.45	1.5	µg/L	1	4/8/2020 23:55
trans-1,2-Dichloroethene	0.48	J	0.48	1.6	µg/L	1	4/8/2020 23:55
trans-1,3-Dichloropropene	U		0.38	2.7	µg/L	1	4/8/2020 23:55
Trichloroethene	98		0.43	1.4	µg/L	1	4/8/2020 23:55
Trichlorofluoromethane	U		0.52	1.7	µg/L	1	4/8/2020 23:55
Vinyl chloride	5.0		0.53	1.8	µg/L	1	4/8/2020 23:55
Xylenes, Total	U		0.81	4.4	µg/L	1	4/8/2020 23:55
Surr: 1,2-Dichloroethane-d4	101			75-120	%REC	1	4/8/2020 23:55
Surr: 4-Bromofluorobenzene	94.9			80-110	%REC	1	4/8/2020 23:55
Surr: Dibromofluoromethane	100			85-115	%REC	1	4/8/2020 23:55
Surr: Toluene-d8	99.5			85-110	%REC	1	4/8/2020 23:55

Note: See Qualifiers page for a list of qualifiers and their definitions.

ALS Group, USA

Date: 10-Apr-20

Client: TRC Environmental Corporation
Project: Line Kiln Landfill
Sample ID: Trip Blank
Collection Date: 4/2/2020

Work Order: 20040234
Lab ID: 20040234-16
Matrix: WATER

Analyses	Result	Qual	MDL	Report Limit	Units	Dilution Factor	Date Analyzed
VOLATILE ORGANIC COMPOUNDS			Method: SW8260C			Analyst: SJB	
1,1,1-Trichloroethane	U		0.46	1.5	µg/L	1	4/8/2020 17:54
1,1,2,2-Tetrachloroethane	U		0.40	1.3	µg/L	1	4/8/2020 17:54
1,1,2-Trichloroethane	U		0.46	1.5	µg/L	1	4/8/2020 17:54
1,1,2-Trichlorotrifluoroethane	U		0.52	1.7	µg/L	1	4/8/2020 17:54
1,1-Dichloroethane	U		0.44	1.5	µg/L	1	4/8/2020 17:54
1,1-Dichloroethene	U		0.40	1.4	µg/L	1	4/8/2020 17:54
1,2,3-Trichlorobenzene	U		0.42	1.4	µg/L	1	4/8/2020 17:54
1,2,4-Trichlorobenzene	U		0.45	1.5	µg/L	1	4/8/2020 17:54
1,2,4-Trimethylbenzene	U		0.45	1.5	µg/L	1	4/8/2020 17:54
1,2-Dibromo-3-chloropropane	U		0.43	1.4	µg/L	1	4/8/2020 17:54
1,2-Dibromoethane	U		0.41	1.4	µg/L	1	4/8/2020 17:54
1,2-Dichlorobenzene	U		0.32	1.1	µg/L	1	4/8/2020 17:54
1,2-Dichloroethane	U		0.44	1.4	µg/L	1	4/8/2020 17:54
1,2-Dichloropropane	U		0.48	1.6	µg/L	1	4/8/2020 17:54
1,3,5-Trimethylbenzene	U		0.65	2.2	µg/L	1	4/8/2020 17:54
1,3-Dichlorobenzene	U		0.33	1.1	µg/L	1	4/8/2020 17:54
1,4-Dichlorobenzene	U		0.35	1.2	µg/L	1	4/8/2020 17:54
2-Butanone	U		0.52	1.7	µg/L	1	4/8/2020 17:54
2-Hexanone	U		0.59	2.0	µg/L	1	4/8/2020 17:54
4-Methyl-2-pentanone	U		0.52	1.7	µg/L	1	4/8/2020 17:54
Acetone	U		6.2	21	µg/L	1	4/8/2020 17:54
Benzene	U		0.46	1.5	µg/L	1	4/8/2020 17:54
Bromochloromethane	U		0.45	1.5	µg/L	1	4/8/2020 17:54
Bromodichloromethane	U		0.49	1.6	µg/L	1	4/8/2020 17:54
Bromoform	U		0.56	1.9	µg/L	1	4/8/2020 17:54
Bromomethane	U		0.90	3.0	µg/L	1	4/8/2020 17:54
Carbon disulfide	U		0.49	1.6	µg/L	1	4/8/2020 17:54
Carbon tetrachloride	U		0.40	1.4	µg/L	1	4/8/2020 17:54
Chlorobenzene	U		0.40	1.3	µg/L	1	4/8/2020 17:54
Chloroethane	U		0.68	2.3	µg/L	1	4/8/2020 17:54
Chloroform	U		0.46	1.5	µg/L	1	4/8/2020 17:54
Chloromethane	U		0.83	2.8	µg/L	1	4/8/2020 17:54
cis-1,2-Dichloroethene	U		0.42	1.4	µg/L	1	4/8/2020 17:54
cis-1,3-Dichloropropene	U		0.57	1.9	µg/L	1	4/8/2020 17:54
Cyclohexane	U		0.63	2.1	µg/L	1	4/8/2020 17:54
Dibromochloromethane	U		0.40	1.3	µg/L	1	4/8/2020 17:54
Dichlorodifluoromethane	U		0.68	2.3	µg/L	1	4/8/2020 17:54
Ethylbenzene	U		0.34	1.1	µg/L	1	4/8/2020 17:54

Note: See Qualifiers page for a list of qualifiers and their definitions.

ALS Group, USA

Date: 10-Apr-20

Client: TRC Environmental Corporation
Project: Line Kiln Landfill
Sample ID: Trip Blank
Collection Date: 4/2/2020

Work Order: 20040234
Lab ID: 20040234-16
Matrix: WATER

Analyses	Result	Qual	MDL	Report Limit	Units	Dilution Factor	Date Analyzed
Isopropylbenzene	U		0.35	1.2	µg/L	1	4/8/2020 17:54
m,p-Xylene	U		0.81	2.7	µg/L	1	4/8/2020 17:54
Methyl acetate	U		0.59	2.0	µg/L	1	4/8/2020 17:54
Methyl tert-butyl ether	U		0.45	1.5	µg/L	1	4/8/2020 17:54
Methylcyclohexane	U		0.35	1.2	µg/L	1	4/8/2020 17:54
Methylene chloride	U		0.86	2.9	µg/L	1	4/8/2020 17:54
Naphthalene	U		0.77	2.6	µg/L	1	4/8/2020 17:54
o-Xylene	U		0.31	1.0	µg/L	1	4/8/2020 17:54
Styrene	U		0.33	1.1	µg/L	1	4/8/2020 17:54
Tetrachloroethene	U		0.39	1.3	µg/L	1	4/8/2020 17:54
Tetrahydrofuran	U		0.73	2.4	µg/L	1	4/8/2020 17:54
Toluene	U		0.45	1.5	µg/L	1	4/8/2020 17:54
trans-1,2-Dichloroethene	U		0.48	1.6	µg/L	1	4/8/2020 17:54
trans-1,3-Dichloropropene	U		0.38	2.7	µg/L	1	4/8/2020 17:54
Trichloroethene	U		0.43	1.4	µg/L	1	4/8/2020 17:54
Trichlorofluoromethane	U		0.52	1.7	µg/L	1	4/8/2020 17:54
Vinyl chloride	U		0.53	1.8	µg/L	1	4/8/2020 17:54
Xylenes, Total	U		0.81	4.4	µg/L	1	4/8/2020 17:54
Surr: 1,2-Dichloroethane-d4	101			75-120	%REC	1	4/8/2020 17:54
Surr: 4-Bromofluorobenzene	95.5			80-110	%REC	1	4/8/2020 17:54
Surr: Dibromofluoromethane	103			85-115	%REC	1	4/8/2020 17:54
Surr: Toluene-d8	99.4			85-110	%REC	1	4/8/2020 17:54

Note: See Qualifiers page for a list of qualifiers and their definitions.

Client: TRC Environmental Corporation
Work Order: 20040234
Project: Line Kiln Landfill

QC BATCH REPORT

Batch ID: **R286222W** Instrument ID **VMS6** Method: **SW8260C**

MBLK		Sample ID: VBLKW1-200408-R286222W			Units: µg/L		Analysis Date: 4/8/2020 04:42 PM			
Client ID:		Run ID: VMS6_200408A			SeqNo: 6346431		Prep Date:		DF: 1	
Analyte	Result	PQL	SPK Val	SPK Ref Value	%REC	Control Limit	RPD Ref Value	%RPD	RPD Limit	Qual
1,1,1-Trichloroethane	U	1.5								
1,1,2,2-Tetrachloroethane	U	1.3								
1,1,2-Trichloroethane	U	1.5								
1,1,2-Trichlorotrifluoroethane	U	1.7								
1,1-Dichloroethane	U	1.5								
1,1-Dichloroethene	U	1.4								
1,2,3-Trichlorobenzene	U	1.4								
1,2,4-Trichlorobenzene	U	1.5								
1,2,4-Trimethylbenzene	U	1.5								
1,2-Dibromo-3-chloropropane	U	1.4								
1,2-Dibromoethane	U	1.4								
1,2-Dichlorobenzene	U	1.1								
1,2-Dichloroethane	U	1.4								
1,2-Dichloropropane	U	1.6								
1,3,5-Trimethylbenzene	U	2.2								
1,3-Dichlorobenzene	U	1.1								
1,4-Dichlorobenzene	U	1.2								
2-Butanone	U	1.7								
2-Hexanone	U	2.0								
4-Methyl-2-pentanone	U	1.7								
Acetone	U	21								
Benzene	U	1.5								
Bromochloromethane	U	1.5								
Bromodichloromethane	U	1.6								
Bromoform	U	1.9								
Bromomethane	U	3.0								
Carbon disulfide	U	1.6								
Carbon tetrachloride	U	1.4								
Chlorobenzene	U	1.3								
Chloroethane	U	2.3								
Chloroform	U	1.5								
Chloromethane	U	2.8								
cis-1,2-Dichloroethene	U	1.4								
cis-1,3-Dichloropropene	U	1.9								
Cyclohexane	U	2.1								
Dibromochloromethane	U	1.3								
Dichlorodifluoromethane	U	2.3								
Ethylbenzene	U	1.1								
Isopropylbenzene	U	1.2								
m,p-Xylene	U	2.7								
Methyl acetate	U	2.0								

Note: See Qualifiers Page for a list of Qualifiers and their explanation.

Client: TRC Environmental Corporation

Work Order: 20040234

Project: Line Kiln Landfill

QC BATCH REPORT

Batch ID: **R286222W**

Instrument ID **VMS6**

Method: **SW8260C**

Methyl tert-butyl ether	U	1.5						
Methylcyclohexane	U	1.2						
Methylene chloride	U	2.9						
Naphthalene	U	2.6						
o-Xylene	U	1.0						
Styrene	U	1.1						
Tetrachloroethene	U	1.3						
Tetrahydrofuran	U	2.4						
Toluene	U	1.5						
trans-1,2-Dichloroethene	U	1.6						
trans-1,3-Dichloropropene	U	2.7						
Trichloroethene	U	1.4						
Trichlorofluoromethane	U	1.7						
Vinyl chloride	U	1.8						
Xylenes, Total	U	4.4						
<i>Surr: 1,2-Dichloroethane-d4</i>		20.12	0	20	0	101	75-120	0
<i>Surr: 4-Bromofluorobenzene</i>		19.38	0	20	0	96.9	80-110	0
<i>Surr: Dibromofluoromethane</i>		20.2	0	20	0	101	85-115	0
<i>Surr: Toluene-d8</i>		19.96	0	20	0	99.8	85-110	0

Note: See Qualifiers Page for a list of Qualifiers and their explanation.

Client: TRC Environmental Corporation
 Work Order: 20040234
 Project: Line Kiln Landfill

QC BATCH REPORT

Batch ID: **R286222W** Instrument ID **VMS6** Method: **SW8260C**

LCS		Sample ID: VLCSW1-200408-R286222W				Units: µg/L		Analysis Date: 4/8/2020 03:54 PM		
Client ID:		Run ID: VMS6_200408A			SeqNo: 6346430		Prep Date:		DF: 1	
Analyte	Result	PQL	SPK Val	SPK Ref Value	%REC	Control Limit	RPD Ref Value	%RPD	RPD Limit	Qual
1,1,1-Trichloroethane	20.13	1.5	20	0	101	75-130	0			
1,1,2,2-Tetrachloroethane	19.32	1.3	20	0	96.6	75-130	0			
1,1,2-Trichloroethane	20.52	1.5	20	0	103	75-125	0			
1,1-Dichloroethane	22.59	1.5	20	0	113	75-133	0			
1,1-Dichloroethene	22.43	1.4	20	0	112	70-145	0			
1,2,3-Trichlorobenzene	16.4	1.4	20	0	82	70-140	0			
1,2,4-Trichlorobenzene	16.56	1.5	20	0	82.8	70-135	0			
1,2,4-Trimethylbenzene	17.87	1.5	20	0	89.4	75-130	0			
1,2-Dibromo-3-chloropropane	15.3	1.4	20	0	76.5	60-130	0			
1,2-Dibromoethane	19.79	1.4	20	0	99	90-195	0			
1,2-Dichlorobenzene	18.47	1.1	20	0	92.4	70-130	0			
1,2-Dichloroethane	20.15	1.4	20	0	101	78-125	0			
1,2-Dichloropropane	20.11	1.6	20	0	101	75-125	0			
1,3,5-Trimethylbenzene	18.18	2.2	20	0	90.9	75-130	0			
1,3-Dichlorobenzene	18.63	1.1	20	0	93.2	75-130	0			
1,4-Dichlorobenzene	19.2	1.2	20	0	96	75-130	0			
2-Butanone	20.66	1.7	20	0	103	55-150	0			
2-Hexanone	20.34	2.0	20	0	102	60-135	0			
4-Methyl-2-pentanone	26.57	1.7	20	0	133	77-178	0			
Acetone	19.99	21	20	0	100	60-160	0			J
Benzene	21.26	1.5	20	0	106	70-130	0			
Bromochloromethane	21.7	1.5	20	0	108	72-141	0			
Bromodichloromethane	19.54	1.6	20	0	97.7	75-125	0			
Bromoform	15.17	1.9	20	0	75.8	60-125	0			
Bromomethane	18.06	3.0	20	0	90.3	30-185	0			
Carbon disulfide	24.2	1.6	20	0	121	60-165	0			
Carbon tetrachloride	18.56	1.4	20	0	92.8	65-140	0			
Chlorobenzene	19.55	1.3	20	0	97.8	80-120	0			
Chloroethane	21.88	2.3	20	0	109	31-172	0			
Chloroform	20.27	1.5	20	0	101	66-135	0			
Chloromethane	19.78	2.8	20	0	98.9	46-148	0			
cis-1,2-Dichloroethene	20.86	1.4	20	0	104	75-134	0			
cis-1,3-Dichloropropene	18.12	1.9	20	0	90.6	70-130	0			
Dibromochloromethane	16.85	1.3	20	0	84.2	60-115	0			
Dichlorodifluoromethane	22.22	2.3	20	0	111	20-120	0			
Ethylbenzene	19.43	1.1	20	0	97.2	76-123	0			
Isopropylbenzene	18.76	1.2	20	0	93.8	80-127	0			
m,p-Xylene	38.14	2.7	40	0	95.4	75-130	0			
Methyl tert-butyl ether	21.77	1.5	20	0	109	80-130	0			
Methylene chloride	21.27	2.9	20	0	106	72-125	0			
Naphthalene	15.04	2.6	20	0	75.2	55-160	0			
o-Xylene	19.25	1.0	20	0	96.2	80-125	0			

Note: See Qualifiers Page for a list of Qualifiers and their explanation.

Client: TRC Environmental Corporation

Work Order: 20040234

Project: Line Kiln Landfill

QC BATCH REPORT

Batch ID: R286222W	Instrument ID VMS6	Method: SW8260C						
Styrene	18.95	1.1	20	0	94.8	83-137	0	
Tetrachloroethene	19.96	1.3	20	0	99.8	68-166	0	
Tetrahydrofuran	18.73	2.4	20	0	93.6	54-139	0	
Toluene	20	1.5	20	0	100	76-125	0	
trans-1,2-Dichloroethene	22.28	1.6	20	0	111	80-140	0	
trans-1,3-Dichloropropene	17.09	2.7	20	0	85.4	56-132	0	
Trichloroethene	20	1.4	20	0	100	77-125	0	
Trichlorofluoromethane	15.83	1.7	20	0	79.2	60-140	0	
Vinyl chloride	22.59	1.8	20	0	113	50-136	0	
Xylenes, Total	57.39	4.4	60	0	95.6	80-126	0	
<i>Surr: 1,2-Dichloroethane-d4</i>	19.48	0	20	0	97.4	75-120	0	
<i>Surr: 4-Bromofluorobenzene</i>	20.15	0	20	0	101	80-110	0	
<i>Surr: Dibromofluoromethane</i>	19.9	0	20	0	99.5	85-115	0	
<i>Surr: Toluene-d8</i>	20.18	0	20	0	101	85-110	0	

Note: See Qualifiers Page for a list of Qualifiers and their explanation.

Client: TRC Environmental Corporation
 Work Order: 20040234
 Project: Line Kiln Landfill

QC BATCH REPORT

Batch ID: **R286222W** Instrument ID **VMS6** Method: **SW8260C**

MS		Sample ID: 20040234-03A MS				Units: µg/L		Analysis Date: 4/9/2020 12:19 PM		
Client ID: P2B		Run ID: VMS6_200408A			SeqNo: 6346455		Prep Date:		DF: 10	
Analyte	Result	PQL	SPK Val	SPK Ref Value	%REC	Control Limit	RPD Ref Value	%RPD	RPD Limit	Qual
1,1,1-Trichloroethane	184.6	15	200	0.32	92.1	75-130		0		
1,1,2,2-Tetrachloroethane	180.8	13	200	0	90.4	75-130		0		
1,1,2-Trichloroethane	186.7	15	200	0	93.4	75-125		0		
1,1-Dichloroethane	212.1	15	200	7.65	102	75-133		0		
1,1-Dichloroethene	221.5	14	200	1.45	110	70-145		0		
1,2,3-Trichlorobenzene	154.1	14	200	0	77	70-140		0		
1,2,4-Trichlorobenzene	151.1	15	200	0	75.6	70-135		0		
1,2,4-Trimethylbenzene	164.4	15	200	0	82.2	75-130		0		
1,2-Dibromo-3-chloropropane	139.9	14	200	0	70	60-130		0		
1,2-Dibromoethane	184.5	14	200	0	92.2	90-195		0		
1,2-Dichlorobenzene	170.3	11	200	0	85.2	70-130		0		
1,2-Dichloroethane	190.7	14	200	0	95.4	78-125		0		
1,2-Dichloropropane	192.3	16	200	0	96.2	75-125		0		
1,3,5-Trimethylbenzene	171.4	22	200	0	85.7	75-130		0		
1,3-Dichlorobenzene	171.7	11	200	0	85.8	75-130		0		
1,4-Dichlorobenzene	172.5	12	200	0	86.2	75-130		0		
2-Butanone	177.2	17	200	0	88.6	55-150		0		
2-Hexanone	180	20	200	0	90	60-135		0		
4-Methyl-2-pentanone	237.8	17	200	0	119	77-178		0		
Acetone	185.7	210	200	0	92.8	60-160		0		J
Benzene	198.8	15	200	0	99.4	70-130		0		
Bromochloromethane	198.5	15	200	0	99.2	72-141		0		
Bromodichloromethane	177.8	16	200	0	88.9	75-125		0		
Bromoform	132.2	19	200	0	66.1	60-125		0		
Bromomethane	138.9	30	200	0	69.4	30-185		0		
Carbon disulfide	219.6	16	200	0	110	60-165		0		
Carbon tetrachloride	182.2	14	200	0	91.1	65-140		0		
Chlorobenzene	178.2	13	200	0	89.1	80-120		0		
Chloroethane	218.1	23	200	0	109	31-172		0		
Chloroform	190.9	15	200	0	95.4	66-135		0		
Chloromethane	173.2	28	200	0	86.6	46-148		0		
cis-1,2-Dichloroethene	463.5	14	200	319.4	72	75-134		0		S
cis-1,3-Dichloropropene	158.3	19	200	0	79.2	70-130		0		
Dibromochloromethane	150.1	13	200	0	75	60-115		0		
Dichlorodifluoromethane	212.8	23	200	0	106	20-120		0		
Ethylbenzene	179	11	200	0	89.5	76-123		0		
Isopropylbenzene	175.8	12	200	0	87.9	80-127		0		
m,p-Xylene	354.6	27	400	0	88.6	75-130		0		
Methyl tert-butyl ether	199.1	15	200	0	99.6	80-130		0		
Methylene chloride	208.4	29	200	0	104	72-125		0		
Naphthalene	136.3	26	200	0	68.2	55-160		0		
o-Xylene	177.5	10	200	0	88.8	80-125		0		

Note: See Qualifiers Page for a list of Qualifiers and their explanation.

Client: TRC Environmental Corporation

Work Order: 20040234

Project: Line Kiln Landfill

QC BATCH REPORT

Batch ID: R286222W	Instrument ID VMS6	Method: SW8260C					
Styrene	174.6	11	200	0	87.3	83-137	0
Tetrachloroethene	184.6	13	200	0	92.3	68-166	0
Tetrahydrofuran	190.3	24	200	0	95.2	54-139	0
Toluene	186.4	15	200	0	93.2	76-125	0
trans-1,2-Dichloroethene	212.2	16	200	4.4	104	80-140	0
trans-1,3-Dichloropropene	144.2	27	200	0	72.1	56-132	0
Trichloroethene	271.4	14	200	103.9	83.7	77-125	0
Trichlorofluoromethane	154.3	17	200	0	77.2	60-140	0
Vinyl chloride	365.8	18	200	194	85.9	50-136	0
Xylenes, Total	532.1	44	600	0	88.7	80-126	0
<i>Surr: 1,2-Dichloroethane-d4</i>	<i>192.4</i>	<i>0</i>	<i>200</i>	<i>0</i>	<i>96.2</i>	<i>75-120</i>	<i>0</i>
<i>Surr: 4-Bromofluorobenzene</i>	<i>201</i>	<i>0</i>	<i>200</i>	<i>0</i>	<i>100</i>	<i>80-110</i>	<i>0</i>
<i>Surr: Dibromofluoromethane</i>	<i>199.8</i>	<i>0</i>	<i>200</i>	<i>0</i>	<i>99.9</i>	<i>85-115</i>	<i>0</i>
<i>Surr: Toluene-d8</i>	<i>198</i>	<i>0</i>	<i>200</i>	<i>0</i>	<i>99</i>	<i>85-110</i>	<i>0</i>

Note: See Qualifiers Page for a list of Qualifiers and their explanation.

Client: TRC Environmental Corporation
 Work Order: 20040234
 Project: Line Kiln Landfill

QC BATCH REPORT

Batch ID: **R286222W** Instrument ID **VMS6** Method: **SW8260C**

MSD		Sample ID: 20040234-03A MSD				Units: µg/L		Analysis Date: 4/9/2020 12:43 PM		
Client ID: P2B		Run ID: VMS6_200408A			SeqNo: 6346456		Prep Date:		DF: 10	
Analyte	Result	PQL	SPK Val	SPK Ref Value	%REC	Control Limit	RPD Ref Value	%RPD	RPD Limit	Qual
1,1,1-Trichloroethane	208.3	15	200	0.32	104	75-130	184.6	12.1	30	
1,1,2,2-Tetrachloroethane	191.5	13	200	0	95.8	75-130	180.8	5.75	30	
1,1,2-Trichloroethane	196.7	15	200	0	98.4	75-125	186.7	5.22	30	
1,1-Dichloroethane	237.6	15	200	7.65	115	75-133	212.1	11.3	30	
1,1-Dichloroethene	231	14	200	1.45	115	70-145	221.5	4.2	30	
1,2,3-Trichlorobenzene	168	14	200	0	84	70-140	154.1	8.63	30	
1,2,4-Trichlorobenzene	166.3	15	200	0	83.2	70-135	151.1	9.58	30	
1,2,4-Trimethylbenzene	176.8	15	200	0	88.4	75-130	164.4	7.27	30	
1,2-Dibromo-3-chloropropane	143	14	200	0	71.5	60-130	139.9	2.19	30	
1,2-Dibromoethane	189.8	14	200	0	94.9	90-195	184.5	2.83	30	
1,2-Dichlorobenzene	185.8	11	200	0	92.9	70-130	170.3	8.71	30	
1,2-Dichloroethane	205.8	14	200	0	103	78-125	190.7	7.62	30	
1,2-Dichloropropane	208.8	16	200	0	104	75-125	192.3	8.23	30	
1,3,5-Trimethylbenzene	186.7	22	200	0	93.4	75-130	171.4	8.55	30	
1,3-Dichlorobenzene	184.7	11	200	0	92.4	75-130	171.7	7.3	30	
1,4-Dichlorobenzene	187	12	200	0	93.5	75-130	172.5	8.07	30	
2-Butanone	197.3	17	200	0	98.6	55-150	177.2	10.7	30	
2-Hexanone	190.1	20	200	0	95	60-135	180	5.46	30	
4-Methyl-2-pentanone	246.2	17	200	0	123	77-178	237.8	3.47	30	
Acetone	195.2	210	200	0	97.6	60-160	185.7	0	30	J
Benzene	213.4	15	200	0	107	70-130	198.8	7.08	30	
Bromochloromethane	209	15	200	0	104	72-141	198.5	5.15	30	
Bromodichloromethane	194.8	16	200	0	97.4	75-125	177.8	9.13	30	
Bromoform	145.3	19	200	0	72.6	60-125	132.2	9.44	30	
Bromomethane	174.2	30	200	0	87.1	30-185	138.9	22.5	30	
Carbon disulfide	242	16	200	0	121	60-165	219.6	9.71	30	
Carbon tetrachloride	197.6	14	200	0	98.8	65-140	182.2	8.11	30	
Chlorobenzene	194	13	200	0	97	80-120	178.2	8.49	30	
Chloroethane	228.7	23	200	0	114	31-172	218.1	4.74	30	
Chloroform	208.9	15	200	0	104	66-135	190.9	9	30	
Chloromethane	196.1	28	200	0	98	46-148	173.2	12.4	30	
cis-1,2-Dichloroethene	482.1	14	200	319.4	81.4	75-134	463.5	3.93	30	
cis-1,3-Dichloropropene	173.3	19	200	0	86.6	70-130	158.3	9.05	30	
Dibromochloromethane	159.3	13	200	0	79.6	60-115	150.1	5.95	30	
Dichlorodifluoromethane	234	23	200	0	117	20-120	212.8	9.49	30	
Ethylbenzene	195.3	11	200	0	97.6	76-123	179	8.71	30	
Isopropylbenzene	191.3	12	200	0	95.6	80-127	175.8	8.44	30	
m,p-Xylene	381.1	27	400	0	95.3	75-130	354.6	7.2	30	
Methyl tert-butyl ether	211.5	15	200	0	106	80-130	199.1	6.04	30	
Methylene chloride	207.8	29	200	0	104	72-125	208.4	0.288	30	
Naphthalene	151.8	26	200	0	75.9	55-160	136.3	10.8	30	
o-Xylene	191.1	10	200	0	95.6	80-125	177.5	7.38	30	

Note: See Qualifiers Page for a list of Qualifiers and their explanation.

Client: TRC Environmental Corporation

Work Order: 20040234

Project: Line Kiln Landfill

QC BATCH REPORT

Batch ID: R286222W	Instrument ID VMS6	Method: SW8260C								
Styrene	185.8	11	200	0	92.9	83-137	174.6	6.22	30	
Tetrachloroethene	197.1	13	200	0	98.6	68-166	184.6	6.55	30	
Tetrahydrofuran	192.4	24	200	0	96.2	54-139	190.3	1.1	30	
Toluene	199	15	200	0	99.5	76-125	186.4	6.54	30	
trans-1,2-Dichloroethene	231.3	16	200	4.4	113	80-140	212.2	8.61	30	
trans-1,3-Dichloropropene	160.4	27	200	0	80.2	56-132	144.2	10.6	30	
Trichloroethene	285.4	14	200	103.9	90.7	77-125	271.4	5.03	30	
Trichlorofluoromethane	166.5	17	200	0	83.2	60-140	154.3	7.61	30	
Vinyl chloride	388	18	200	194	97	50-136	365.8	5.89	30	
Xylenes, Total	572.2	44	600	0	95.4	80-126	532.1	7.26	30	
<i>Surr: 1,2-Dichloroethane-d4</i>	202.1	0	200	0	101	75-120	192.4	4.92	30	
<i>Surr: 4-Bromofluorobenzene</i>	198.1	0	200	0	99	80-110	201	1.45	30	
<i>Surr: Dibromofluoromethane</i>	204.3	0	200	0	102	85-115	199.8	2.23	30	
<i>Surr: Toluene-d8</i>	200.3	0	200	0	100	85-110	198	1.15	30	

The following samples were analyzed in this batch:

20040234-03A	20040234-04A	20040234-05A
20040234-06A	20040234-07A	20040234-08A
20040234-09A	20040234-10A	20040234-11A
20040234-12A	20040234-13A	20040234-14A
20040234-15A	20040234-16A	

Note: See Qualifiers Page for a list of Qualifiers and their explanation.

Client: TRC Environmental Corporation

Work Order: 20040234

Project: Line Kiln Landfill

QC BATCH REPORT

Batch ID: **R286287a**

Instrument ID **VMS11**

Method: **SW8260C**

MBLK		Sample ID: VBLKW2-200409-R286287a			Units: µg/L		Analysis Date: 4/9/2020 01:53 PM			
Client ID:		Run ID: VMS11_200409A			SeqNo: 6348710		Prep Date:		DF: 1	
Analyte	Result	PQL	SPK Val	SPK Ref Value	%REC	Control Limit	RPD Ref Value	%RPD	RPD Limit	Qual
1,1,1-Trichloroethane	U	1.5								
1,1,2,2-Tetrachloroethane	U	1.3								
1,1,2-Trichloroethane	U	1.5								
1,1,2-Trichlorotrifluoroethane	U	1.7								
1,1-Dichloroethane	U	1.5								
1,1-Dichloroethene	U	1.4								
1,2,3-Trichlorobenzene	U	1.4								
1,2,4-Trichlorobenzene	U	1.5								
1,2,4-Trimethylbenzene	U	1.5								
1,2-Dibromo-3-chloropropane	U	1.4								
1,2-Dibromoethane	U	1.4								
1,2-Dichlorobenzene	U	1.1								
1,2-Dichloroethane	U	1.4								
1,2-Dichloropropane	U	1.6								
1,3,5-Trimethylbenzene	U	2.2								
1,3-Dichlorobenzene	U	1.1								
1,4-Dichlorobenzene	U	1.2								
2-Butanone	U	1.7								
2-Hexanone	U	2.0								
4-Methyl-2-pentanone	U	1.7								
Acetone	U	21								
Benzene	U	1.5								
Bromochloromethane	U	1.5								
Bromodichloromethane	U	1.6								
Bromoform	U	1.9								
Bromomethane	U	3.0								
Carbon disulfide	U	1.6								
Carbon tetrachloride	U	1.4								
Chlorobenzene	U	1.3								
Chloroethane	U	2.3								
Chloroform	U	1.5								
Chloromethane	U	2.8								
cis-1,2-Dichloroethene	U	1.4								
cis-1,3-Dichloropropene	U	1.9								
Cyclohexane	U	2.1								
Dibromochloromethane	U	1.3								
Dichlorodifluoromethane	U	2.3								
Ethylbenzene	U	1.1								
Isopropylbenzene	U	1.2								
m,p-Xylene	U	2.7								
Methyl acetate	U	2.0								
Methyl tert-butyl ether	U	1.5								

Note: See Qualifiers Page for a list of Qualifiers and their explanation.

Client: TRC Environmental Corporation

Work Order: 20040234

Project: Line Kiln Landfill

QC BATCH REPORT

Batch ID: R286287a	Instrument ID VMS11	Method: SW8260C					
Methylcyclohexane	U	1.2					
Methylene chloride	U	2.9					
Naphthalene	U	2.6					
o-Xylene	U	1.0					
Styrene	U	1.1					
Tetrachloroethene	U	1.3					
Tetrahydrofuran	U	2.4					
Toluene	U	1.5					
trans-1,2-Dichloroethene	U	1.6					
trans-1,3-Dichloropropene	U	2.7					
Trichloroethene	U	1.4					
Trichlorofluoromethane	U	1.7					
Vinyl chloride	U	1.8					
Xylenes, Total	U	4.4					
<i>Surr: 1,2-Dichloroethane-d4</i>	<i>20.42</i>	<i>0</i>	<i>20</i>	<i>0</i>	<i>102</i>	<i>75-120</i>	<i>0</i>
<i>Surr: 4-Bromofluorobenzene</i>	<i>20.25</i>	<i>0</i>	<i>20</i>	<i>0</i>	<i>101</i>	<i>80-110</i>	<i>0</i>
<i>Surr: Dibromofluoromethane</i>	<i>19.53</i>	<i>0</i>	<i>20</i>	<i>0</i>	<i>97.6</i>	<i>85-115</i>	<i>0</i>
<i>Surr: Toluene-d8</i>	<i>19.8</i>	<i>0</i>	<i>20</i>	<i>0</i>	<i>99</i>	<i>85-110</i>	<i>0</i>

Note: See Qualifiers Page for a list of Qualifiers and their explanation.

Client: TRC Environmental Corporation
 Work Order: 20040234
 Project: Line Kiln Landfill

QC BATCH REPORT

Batch ID: **R286287a** Instrument ID **VMS11** Method: **SW8260C**

LCS		Sample ID: VLCSW1-200409-R286287a				Units: µg/L		Analysis Date: 4/9/2020 12:47 PM		
Client ID:		Run ID: VMS11_200409A		SeqNo: 6348709		Prep Date:		DF: 1		
Analyte	Result	PQL	SPK Val	SPK Ref Value	%REC	Control Limit	RPD Ref Value	%RPD	RPD Limit	Qual
1,1,1-Trichloroethane	18.53	1.5	20	0	92.6	75-130	0			
1,1,2,2-Tetrachloroethane	20.29	1.3	20	0	101	75-130	0			
1,1,2-Trichloroethane	18.91	1.5	20	0	94.6	75-125	0			
1,1-Dichloroethane	20.31	1.5	20	0	102	75-133	0			
1,1-Dichloroethene	20.78	1.4	20	0	104	70-145	0			
1,2,3-Trichlorobenzene	16.75	1.4	20	0	83.8	70-140	0			
1,2,4-Trichlorobenzene	17.08	1.5	20	0	85.4	70-135	0			
1,2,4-Trimethylbenzene	17.76	1.5	20	0	88.8	75-130	0			
1,2-Dibromo-3-chloropropane	16.59	1.4	20	0	83	60-130	0			
1,2-Dibromoethane	22.38	1.4	20	0	112	90-195	0			
1,2-Dichlorobenzene	18.9	1.1	20	0	94.5	70-130	0			
1,2-Dichloroethane	20.33	1.4	20	0	102	78-125	0			
1,2-Dichloropropane	19.33	1.6	20	0	96.6	75-125	0			
1,3,5-Trimethylbenzene	19.03	2.2	20	0	95.2	75-130	0			
1,3-Dichlorobenzene	18.87	1.1	20	0	94.4	75-130	0			
1,4-Dichlorobenzene	18.8	1.2	20	0	94	75-130	0			
2-Butanone	20.2	1.7	20	0	101	55-150	0			
2-Hexanone	21.3	2.0	20	0	106	60-135	0			
4-Methyl-2-pentanone	26.58	1.7	20	0	133	77-178	0			
Acetone	19.2	21	20	0	96	60-160	0			J
Benzene	19.94	1.5	20	0	99.7	70-130	0			
Bromochloromethane	18.52	1.5	20	0	92.6	72-141	0			
Bromodichloromethane	19.16	1.6	20	0	95.8	75-125	0			
Bromoform	16.19	1.9	20	0	81	60-125	0			
Bromomethane	22.92	3.0	20	0	115	30-185	0			
Carbon disulfide	23.66	1.6	20	0	118	60-165	0			
Carbon tetrachloride	17.97	1.4	20	0	89.8	65-140	0			
Chlorobenzene	18.58	1.3	20	0	92.9	80-120	0			
Chloroethane	21.61	2.3	20	0	108	31-172	0			
Chloroform	19.4	1.5	20	0	97	66-135	0			
Chloromethane	20.76	2.8	20	0	104	46-148	0			
cis-1,2-Dichloroethene	18.73	1.4	20	0	93.6	75-134	0			
cis-1,3-Dichloropropene	18.69	1.9	20	0	93.4	70-130	0			
Dibromochloromethane	17.22	1.3	20	0	86.1	60-115	0			
Dichlorodifluoromethane	21.91	2.3	20	0	110	20-120	0			
Ethylbenzene	17.7	1.1	20	0	88.5	76-123	0			
Isopropylbenzene	17.71	1.2	20	0	88.6	80-127	0			
m,p-Xylene	35.24	2.7	40	0	88.1	75-130	0			
Methyl tert-butyl ether	22.73	1.5	20	0	114	80-130	0			
Methylene chloride	20.38	2.9	20	0	102	72-125	0			
Naphthalene	16.91	2.6	20	0	84.6	55-160	0			
o-Xylene	17.81	1.0	20	0	89	80-125	0			

Note: See Qualifiers Page for a list of Qualifiers and their explanation.

Client: TRC Environmental Corporation

Work Order: 20040234

Project: Line Kiln Landfill

QC BATCH REPORT

Batch ID: R286287a	Instrument ID VMS11	Method: SW8260C						
Styrene	18.13	1.1	20	0	90.6	83-137	0	
Tetrachloroethene	17.82	1.3	20	0	89.1	68-166	0	
Tetrahydrofuran	20.45	2.4	20	0	102	54-139	0	
Toluene	19.13	1.5	20	0	95.6	76-125	0	
trans-1,2-Dichloroethene	19.38	1.6	20	0	96.9	80-140	0	
trans-1,3-Dichloropropene	18.08	2.7	20	0	90.4	56-132	0	
Trichloroethene	18.71	1.4	20	0	93.6	77-125	0	
Trichlorofluoromethane	14.01	1.7	20	0	70	60-140	0	
Vinyl chloride	20.59	1.8	20	0	103	50-136	0	
Xylenes, Total	53.05	4.4	60	0	88.4	80-126	0	
<i>Surr: 1,2-Dichloroethane-d4</i>	<i>20.1</i>	<i>0</i>	<i>20</i>	<i>0</i>	<i>100</i>	<i>75-120</i>	<i>0</i>	
<i>Surr: 4-Bromofluorobenzene</i>	<i>20.19</i>	<i>0</i>	<i>20</i>	<i>0</i>	<i>101</i>	<i>80-110</i>	<i>0</i>	
<i>Surr: Dibromofluoromethane</i>	<i>20.66</i>	<i>0</i>	<i>20</i>	<i>0</i>	<i>103</i>	<i>85-115</i>	<i>0</i>	
<i>Surr: Toluene-d8</i>	<i>20.15</i>	<i>0</i>	<i>20</i>	<i>0</i>	<i>101</i>	<i>85-110</i>	<i>0</i>	

Note: See Qualifiers Page for a list of Qualifiers and their explanation.

Client: TRC Environmental Corporation
 Work Order: 20040234
 Project: Line Kiln Landfill

QC BATCH REPORT

Batch ID: **R286287a** Instrument ID **VMS11** Method: **SW8260C**

MS		Sample ID: 20040591-26A MS				Units: µg/L		Analysis Date: 4/9/2020 09:59 PM		
Client ID:		Run ID: VMS11_200409A		SeqNo: 6348715		Prep Date:		DF: 5		
Analyte	Result	PQL	SPK Val	SPK Ref Value	%REC	Control Limit	RPD Ref Value	%RPD	RPD Limit	Qual
1,1,1-Trichloroethane	93.9	7.6	100	0	93.9	75-130	0			
1,1,2,2-Tetrachloroethane	98.9	6.7	100	0	98.9	75-130	0			
1,1,2-Trichloroethane	89.75	7.7	100	0	89.8	75-125	0			
1,1-Dichloroethane	105	7.4	100	0	105	75-133	0			
1,1-Dichloroethene	110.4	6.8	100	0	110	70-145	0			
1,2,3-Trichlorobenzene	58.85	7.0	100	0	58.8	70-140	0			S
1,2,4-Trichlorobenzene	67.25	7.6	100	0	67.2	70-135	0			S
1,2,4-Trimethylbenzene	89.05	7.5	100	0	89	75-130	0			
1,2-Dibromo-3-chloropropane	70.45	7.2	100	0	70.4	60-130	0			
1,2-Dibromoethane	107.8	6.8	100	0	108	90-195	0			
1,2-Dichlorobenzene	90.25	5.4	100	0	90.2	70-130	0			
1,2-Dichloroethane	101.7	7.2	100	0	102	78-125	0			
1,2-Dichloropropane	97.8	8.0	100	0	97.8	75-125	0			
1,3,5-Trimethylbenzene	95.8	11	100	0	95.8	75-130	0			
1,3-Dichlorobenzene	92.75	5.4	100	0	92.8	75-130	0			
1,4-Dichlorobenzene	90.55	5.8	100	0	90.6	75-130	0			
2-Butanone	108.2	8.6	100	0	108	55-150	0			
2-Hexanone	106.9	9.8	100	0	107	60-135	0			
4-Methyl-2-pentanone	135.8	8.6	100	0	136	77-178	0			
Acetone	100.2	100	100	7.25	92.9	60-160	0			
Benzene	101.8	7.6	100	0	102	70-130	0			
Bromochloromethane	94.75	7.4	100	0	94.8	72-141	0			
Bromodichloromethane	93.35	8.2	100	0	93.4	75-125	0			
Bromoform	71.8	9.4	100	0	71.8	60-125	0			
Bromomethane	55.05	15	100	0	55	30-185	0			
Carbon disulfide	119.2	8.2	100	0	119	60-165	0			
Carbon tetrachloride	90.9	6.8	100	0	90.9	65-140	0			
Chlorobenzene	95.15	6.7	100	0	95.2	80-120	0			
Chloroethane	131	11	100	0	131	31-172	0			
Chloroform	99.1	7.6	100	0	99.1	66-135	0			
Chloromethane	103.9	14	100	0	104	46-148	0			
cis-1,2-Dichloroethene	144	6.9	100	50.5	93.4	75-134	0			
cis-1,3-Dichloropropene	90.35	9.6	100	0	90.4	70-130	0			
Dibromochloromethane	78.2	6.6	100	0	78.2	60-115	0			
Dichlorodifluoromethane	122.6	11	100	0	123	20-120	0			S
Ethylbenzene	91.3	5.6	100	0	91.3	76-123	0			
Isopropylbenzene	91.2	5.8	100	0	91.2	80-127	0			
m,p-Xylene	181.4	14	200	0	90.7	75-130	0			
Methyl tert-butyl ether	114	7.6	100	0	114	80-130	0			
Methylene chloride	103.8	14	100	0	104	72-125	0			
Naphthalene	62.75	13	100	0	62.8	55-160	0			
o-Xylene	91.4	5.2	100	0	91.4	80-125	0			

Note: See Qualifiers Page for a list of Qualifiers and their explanation.

Client: TRC Environmental Corporation

Work Order: 20040234

Project: Line Kiln Landfill

QC BATCH REPORT

Batch ID: R286287a	Instrument ID VMS11	Method: SW8260C						
Styrene	90.2	5.6	100	0	90.2	83-137	0	
Tetrachloroethene	91.6	6.6	100	0	91.6	68-166	0	
Tetrahydrofuran	104.8	12	100	0	105	54-139	0	
Toluene	97.75	7.6	100	0	97.8	76-125	0	
trans-1,2-Dichloroethene	102.8	8.0	100	1.45	101	80-140	0	
trans-1,3-Dichloropropene	82.15	14	100	0	82.2	56-132	0	
Trichloroethene	96.15	7.2	100	0	96.2	77-125	0	
Trichlorofluoromethane	77.15	8.6	100	0	77.2	60-140	0	
Vinyl chloride	117.6	8.8	100	6.4	111	50-136	0	
Xylenes, Total	272.8	22	300	0	90.9	80-126	0	
<i>Surr: 1,2-Dichloroethane-d4</i>	101.5	0	100	0	102	75-120	0	
<i>Surr: 4-Bromofluorobenzene</i>	103.4	0	100	0	103	80-110	0	
<i>Surr: Dibromofluoromethane</i>	102.4	0	100	0	102	85-115	0	
<i>Surr: Toluene-d8</i>	99.8	0	100	0	99.8	85-110	0	

Note: See Qualifiers Page for a list of Qualifiers and their explanation.

Client: TRC Environmental Corporation
 Work Order: 20040234
 Project: Line Kiln Landfill

QC BATCH REPORT

Batch ID: **R286287a** Instrument ID **VMS11** Method: **SW8260C**

MSD		Sample ID: 20040591-26A MSD				Units: µg/L		Analysis Date: 4/9/2020 10:21 PM		
Client ID:		Run ID: VMS11_200409A		SeqNo: 6348716		Prep Date:		DF: 5		
Analyte	Result	PQL	SPK Val	SPK Ref Value	%REC	Control Limit	RPD Ref Value	%RPD	RPD Limit	Qual
1,1,1-Trichloroethane	98	7.6	100	0	98	75-130	93.9	4.27	30	
1,1,2,2-Tetrachloroethane	104.1	6.7	100	0	104	75-130	98.9	5.12	30	
1,1,2-Trichloroethane	95.2	7.7	100	0	95.2	75-125	89.75	5.89	30	
1,1-Dichloroethane	109.2	7.4	100	0	109	75-133	105	3.92	30	
1,1-Dichloroethene	114.8	6.8	100	0	115	70-145	110.4	3.86	30	
1,2,3-Trichlorobenzene	66.6	7.0	100	0	66.6	70-140	58.85	12.4	30	S
1,2,4-Trichlorobenzene	73.1	7.6	100	0	73.1	70-135	67.25	8.34	30	
1,2,4-Trimethylbenzene	92.65	7.5	100	0	92.6	75-130	89.05	3.96	30	
1,2-Dibromo-3-chloropropane	73.65	7.2	100	0	73.6	60-130	70.45	4.44	30	
1,2-Dibromoethane	111.9	6.8	100	0	112	90-195	107.8	3.78	30	
1,2-Dichlorobenzene	96.05	5.4	100	0	96	70-130	90.25	6.23	30	
1,2-Dichloroethane	103.7	7.2	100	0	104	78-125	101.7	1.95	30	
1,2-Dichloropropane	103.2	8.0	100	0	103	75-125	97.8	5.37	30	
1,3,5-Trimethylbenzene	101.7	11	100	0	102	75-130	95.8	5.97	30	
1,3-Dichlorobenzene	99.05	5.4	100	0	99	75-130	92.75	6.57	30	
1,4-Dichlorobenzene	96.45	5.8	100	0	96.4	75-130	90.55	6.31	30	
2-Butanone	113.3	8.6	100	0	113	55-150	108.2	4.6	30	
2-Hexanone	114.2	9.8	100	0	114	60-135	106.9	6.56	30	
4-Methyl-2-pentanone	139	8.6	100	0	139	77-178	135.8	2.33	30	
Acetone	107.8	100	100	7.25	101	60-160	100.2	7.4	30	
Benzene	105.6	7.6	100	0	106	70-130	101.8	3.67	30	
Bromochloromethane	98.2	7.4	100	0	98.2	72-141	94.75	3.58	30	
Bromodichloromethane	97.2	8.2	100	0	97.2	75-125	93.35	4.04	30	
Bromoform	75.05	9.4	100	0	75	60-125	71.8	4.43	30	
Bromomethane	78.6	15	100	0	78.6	30-185	55.05	35.2	30	R
Carbon disulfide	124	8.2	100	0	124	60-165	119.2	3.87	30	
Carbon tetrachloride	97.2	6.8	100	0	97.2	65-140	90.9	6.7	30	
Chlorobenzene	99.4	6.7	100	0	99.4	80-120	95.15	4.37	30	
Chloroethane	116.6	11	100	0	117	31-172	131	11.6	30	
Chloroform	103.8	7.6	100	0	104	66-135	99.1	4.63	30	
Chloromethane	107.3	14	100	0	107	46-148	103.9	3.22	30	
cis-1,2-Dichloroethene	148.7	6.9	100	50.5	98.2	75-134	144	3.25	30	
cis-1,3-Dichloropropene	93.9	9.6	100	0	93.9	70-130	90.35	3.85	30	
Dibromochloromethane	80.2	6.6	100	0	80.2	60-115	78.2	2.53	30	
Dichlorodifluoromethane	125.6	11	100	0	126	20-120	122.6	2.38	30	S
Ethylbenzene	95.45	5.6	100	0	95.4	76-123	91.3	4.44	30	
Isopropylbenzene	94.65	5.8	100	0	94.6	80-127	91.2	3.71	30	
m,p-Xylene	190.6	14	200	0	95.3	75-130	181.4	4.92	30	
Methyl tert-butyl ether	118.9	7.6	100	0	119	80-130	114	4.16	30	
Methylene chloride	106.8	14	100	0	107	72-125	103.8	2.9	30	
Naphthalene	69.55	13	100	0	69.6	55-160	62.75	10.3	30	
o-Xylene	95.6	5.2	100	0	95.6	80-125	91.4	4.49	30	

Note: See Qualifiers Page for a list of Qualifiers and their explanation.

Client: TRC Environmental Corporation

Work Order: 20040234

Project: Line Kiln Landfill

QC BATCH REPORT

Batch ID: R286287a	Instrument ID VMS11	Method: SW8260C								
Styrene	94.6	5.6	100	0	94.6	83-137	90.2	4.76	30	
Tetrachloroethene	96.4	6.6	100	0	96.4	68-166	91.6	5.11	30	
Tetrahydrofuran	114.1	12	100	0	114	54-139	104.8	8.45	30	
Toluene	102.6	7.6	100	0	103	76-125	97.75	4.79	30	
trans-1,2-Dichloroethene	106.6	8.0	100	1.45	105	80-140	102.8	3.68	30	
trans-1,3-Dichloropropene	87.35	14	100	0	87.4	56-132	82.15	6.14	30	
Trichloroethene	100.8	7.2	100	0	101	77-125	96.15	4.77	30	
Trichlorofluoromethane	80.4	8.6	100	0	80.4	60-140	77.15	4.13	30	
Vinyl chloride	121.8	8.8	100	6.4	115	50-136	117.6	3.51	30	
Xylenes, Total	286.2	22	300	0	95.4	80-126	272.8	4.78	30	
<i>Surr: 1,2-Dichloroethane-d4</i>	<i>102.9</i>	<i>0</i>	<i>100</i>	<i>0</i>	<i>103</i>	<i>75-120</i>	<i>101.5</i>	<i>1.37</i>	<i>30</i>	
<i>Surr: 4-Bromofluorobenzene</i>	<i>99.35</i>	<i>0</i>	<i>100</i>	<i>0</i>	<i>99.4</i>	<i>80-110</i>	<i>103.4</i>	<i>4</i>	<i>30</i>	
<i>Surr: Dibromofluoromethane</i>	<i>102</i>	<i>0</i>	<i>100</i>	<i>0</i>	<i>102</i>	<i>85-115</i>	<i>102.4</i>	<i>0.489</i>	<i>30</i>	
<i>Surr: Toluene-d8</i>	<i>100.6</i>	<i>0</i>	<i>100</i>	<i>0</i>	<i>101</i>	<i>85-110</i>	<i>99.8</i>	<i>0.798</i>	<i>30</i>	

The following samples were analyzed in this batch:

20040234-01A	20040234-02A	20040234-08A
--------------	--------------	--------------

Note: See Qualifiers Page for a list of Qualifiers and their explanation.

TestAmerica

THE LEADER IN ENVIRONMENTAL TESTING

2417 Bond Street, University Park, IL 60484
Phone: 708.534.5200 Fax: 708.534.5211

Report To: (optional) Marita Stollenwerk
 Contact: Marita Stollenwerk
 Company: TLC
 Address: 150 N. Patrick Blvd, Suite 188
 Address: Brookfield, WI 53045
 Phone: _____
 Fax: _____
 E-Mail: mstollenwerk@tlc.com

Bill To: (optional) _____
 Contact: _____
 Company: _____
 Address: _____
 Address: _____
 Phone: _____
 Fax: _____
 PO#/Reference# _____

20040234
Chain of Custody Record

Lab Job #: _____
 Chain of Custody Number: _____
 Page _____ of _____
 Temperature °C of Cooler: _____

1 of 2

Client		Client Project #		Preservative		Parameter		Matrix		Comments		
Village of Grafton		383236.00001.0001		1								
Project Name		Lab Project #		Date		Time		# of Containers		Matrix		
Lime Kiln Landfill												
Project Location/State		Lab PM		Date		Time		# of Containers		Matrix		
Grafton, WI												
Sampler		Sample ID		Date		Time		# of Containers		Matrix		
A. Sobbe												
Lab ID	MS/MSD	Sample ID	Date	Time	# of Containers	Matrix						
1		LH-1	4-1-2000	1140	3	X	X					
2		MWZA	3-31-2000	453 ^{PM}	1	W						
3		P2B	4-1-2000	1507								
4		P3B	4-1-2000	1609								
5		P4B	3-31-2000	1200								
6		P7B	3-30-2000	843								
7		MW8A	4-2-2000	858								
8		P8B	4-2-2000	1020								
9		P9B	4-2-2000	1143								
10		P10B	4-1-2000	1729								

- Preservative Key
- HCL, Cool to 4°
 - H2SO4, Cool to 4°
 - HNO3, Cool to 4°
 - NaOH, Cool to 4°
 - NaOH/Zn, Cool to 4°
 - NaHSO4
 - Cool to 4°
 - None
 - Other

Turnaround Time Required (Business Days)
 ___ 1 Day ___ 2 Days ___ 5 Days ___ 7 Days 10 Days ___ 15 Days ___ Other
 Requested Due Date: _____

Sample Disposal
 Return to Client Disposal by Lab Archive for _____ Months (A fee may be assessed if samples are retained longer than 1 month)

Relinquished By: <u>Am</u> Company: <u>TLC</u> Date: <u>4-2-2000</u> Time: <u>1700</u>	Received By: _____ Company: _____ Date: _____ Time: _____
Relinquished By: _____ Company: _____ Date: _____ Time: _____	Received By: <u>FED EX</u> Company: _____ Date: <u>4/3/20</u> Time: <u>0900</u>
Relinquished By: _____ Company: _____ Date: _____ Time: _____	Received By: _____ Company: _____ Date: _____ Time: _____

Lab Courier: _____
 Shipped: FedEx
 Hand Delivered: _____

- Matrix Key
- WW - Wastewater
 - W - Water
 - S - Soil
 - SL - Sludge
 - MS - Miscellaneous
 - OL - Oil
 - A - Air
 - SE - Sediment
 - SO - Soil
 - L - Leachate
 - WI - Wipe
 - DW - Drinking Water
 - O - Other

Client Comments: _____

Lab Comments: SP2 4.6°C

TestAmerica

THE LEADER IN ENVIRONMENTAL TESTING

2417 Bond Street, University Park, IL 60484
Phone: 708.534.5200 Fax: 708.534.5211

2 of 2

Report To (optional)
Contact: Marita Stollenwerk
Company: TRC
Address: 150 N Patrick Blvd, Suite 180
Address: Brookfield, WI 53045
Phone: _____
Fax: _____
E-Mail: MStollenwerk@TRCCompanies.com

Bill To (optional)
Contact: _____
Company: _____
Address: _____
Address: _____
Phone: _____
Fax: _____
PO#/Reference# _____

20040234 Chain of Custody Record

Lab Job #: _____
Chain of Custody Number: _____
Page _____ of _____
Temperature °C of Cooler: _____

Client		Client Project #		Preservative		Parameter		Matrix		Comments	
Village of Grafton		383236.0000.0001		1						Preservative Key 1. HCL, Cool to 4° 2. H2SO4, Cool to 4° 3. HNO3, Cool to 4° 4. NaOH, Cool to 4° 5. NaOH/Zn, Cool to 4° 6. NaHSO4 7. Cool to 4° 8. None 9. Other	
Project Name		Lab Project #		# of Containers		Matrix					
Line Kiln Landfill				3		W		X			
Project Location/State		Lab Project #		Date		Time					
Grafton, WI				3-31-2020		1630					
Sampler		Lab PM		Date		Time					
A. Sobbe				3-31-2020		1610					
Lab ID	MS/MSD	Sample ID	Date	Time	# of Containers	Matrix					
11		PW1587LR	3-31-2020	1630	3	W	X				
12		PW461HR	3-31-2020	1610	1	L	L				
13		PW1530LR PW1530LR	3-31-2020	1540	1	L	L				
14		PW717HC	3-31-2020	1504	1	L	L				
15		Dup-1	4-2-2020	-	1	L	L				
16		Trip Blank	4-2-2020	-	1	W	L				

Turnaround Time Required (Business Days)
 ___ 1 Day ___ 2 Days ___ 5 Days ___ 7 Days 10 Days ___ 15 Days ___ Other
 Requested Due Date: _____

Sample Disposal
 Return to Client Disposal by Lab Archive for _____ Months (A fee may be assessed if samples are retained longer than 1 month)

Relinquished By: <u>AM</u> Company: <u>TRC</u> Date: <u>4-2-2020</u> Time: <u>1700</u>	Received By: _____ Company: _____ Date: _____ Time: _____
Relinquished By: <u>FED EX</u> Company: <u>ACS</u> Date: <u>4/3/20</u> Time: <u>0900</u>	Received By: <u>QJL</u> Company: <u>ACS</u> Date: <u>4/3/20</u> Time: <u>0900</u>
Relinquished By: _____ Company: _____ Date: _____ Time: _____	Received By: _____ Company: _____ Date: _____ Time: _____

Lab Courier: _____
Shipped: FedEx
Hand Delivered: _____

Matrix Key
 WW - Wastewater SE - Sediment
 W - Water SO - Soil
 S - Soil L - Leachate
 SL - Sludge WI - Wipe
 MS - Miscellaneous DW - Drinking Water
 OL - Oil O - Other
 A - Air

Client Comments: _____

Lab Comments: SR2 4.6"

Sample Receipt Checklist

Client Name: **TRC - BROOKFIELD**

Date/Time Received: **03-Apr-20 09:00**

Work Order: **20040234**

Received by: **DS**

Checklist completed by Diane Shaw 03-Apr-20
eSignature Date

Reviewed by: Chad Whelton 03-Apr-20
eSignature Date

Matrices: Water

Carrier name: FedEx

Shipping container/cooler in good condition? Yes No Not Present

Custody seals intact on shipping container/cooler? Yes No Not Present

Custody seals intact on sample bottles? Yes No Not Present

Chain of custody present? Yes No

Chain of custody signed when relinquished and received? Yes No

Chain of custody agrees with sample labels? Yes No

Samples in proper container/bottle? Yes No

Sample containers intact? Yes No

Sufficient sample volume for indicated test? Yes No

All samples received within holding time? Yes No

Container/Temp Blank temperature in compliance? Yes No

Sample(s) received on ice? Yes No

Temperature(s)/Thermometer(s): 4.6/4.6 c SR2

Cooler(s)/Kit(s):

Date/Time sample(s) sent to storage: 4/3/2020 1:01:00 PM

Water - VOA vials have zero headspace? Yes No No VOA vials submitted

Water - pH acceptable upon receipt? Yes No N/A

pH adjusted? Yes No N/A

pH adjusted by:

Login Notes:

Client Contacted: Date Contacted: Person Contacted:

Contacted By: Regarding:

Comments:

CorrectiveAction:



09-Jun-2020

Marita Stollenwerk
TRC Environmental Corporation
150 N. Patrick Boulevard
Suite 180
Brookfield, WI 53045

Data assessment (ALS Environmental, Holland, MI/Work Order: 20060253,):

All holding times, field and laboratory qc, and blanks met criteria, except as specified below.

LCS/MS/MSD

-The LCS recovery was above the upper control limit for Dichlorofluoromethane.

All the sample results in the batch were non-detect. No qualification is required.

Blanks: sample detections <5x blank value were flagged as nondetect ('u') at the reported limit.

- Analytes in trip blanks: Chloroform (0.61J µg/L, x5=3.05), Chloromethane (1.2J µg/L, x5=6), Tetrahydrofuran (1.6J µg/L x5=8)

P Popp, 1/22/2021

Re: **Grafton Lime Kiln LF**

Work Order: **20060253**

Dear Marita,

ALS Environmental received 8 samples on 03-Jun-2020 10:00 AM for the analyses presented in the following report.

The analytical data provided relates directly to the samples received by ALS Environmental - Holland and for only the analyses requested.

Sample results are compliant with industry accepted practices and Quality Control results achieved laboratory specifications. Any exceptions are noted in the Case Narrative, or noted with qualifiers in the report or QC batch information. Should this laboratory report need to be reproduced, it should be reproduced in full unless written approval has been obtained from ALS Environmental. Samples will be disposed in 30 days unless storage arrangements are made.

The total number of pages in this report is 32.

If you have any questions regarding this report, please feel free to contact me:

ADDRESS: 3352 128th Avenue, Holland, MI, USA
PHONE: +1 (616) 399-6070 FAX: +1 (616) 399-6185

Sincerely,

Electronically approved by: Chad Whelton

Chad Whelton
Project Manager

Report of Laboratory Analysis

Certificate No: MN 026-999-449

ALS GROUP USA, CORP Part of the ALS Laboratory Group A Campbell Brothers Limited Company

Client: TRC Environmental Corporation
Project: Grafton Lime Kiln LF
Work Order: 20060253

Work Order Sample Summary

<u>Lab Samp ID</u>	<u>Client Sample ID</u>	<u>Matrix</u>	<u>Tag Number</u>	<u>Collection Date</u>	<u>Date Received</u>	<u>Hold</u>
20060253-01	MW2A	Groundwater		6/2/2020 06:40	6/3/2020 10:00	<input type="checkbox"/>
20060253-02	P2B	Groundwater		6/2/2020 08:10	6/3/2020 10:00	<input type="checkbox"/>
20060253-03	P10B	Groundwater		6/2/2020 09:25	6/3/2020 10:00	<input type="checkbox"/>
20060253-04	MW8A	Groundwater		6/2/2020 11:05	6/3/2020 10:00	<input type="checkbox"/>
20060253-05	P8B	Groundwater		6/2/2020 12:05	6/3/2020 10:00	<input type="checkbox"/>
20060253-06	PW1716LR	Groundwater		6/2/2020 13:00	6/3/2020 10:00	<input type="checkbox"/>
20060253-07	DUP-1	Groundwater		6/2/2020	6/3/2020 10:00	<input type="checkbox"/>
20060253-08	Trip Blank	Water		6/2/2020	6/3/2020 10:00	<input type="checkbox"/>

Client: TRC Environmental Corporation
Project: Grafton Lime Kiln LF
Work Order: 20060253

Case Narrative

Samples for the above noted Work Order were received on 06/03/2020. The attached "Sample Receipt Checklist" documents the status of custody seals, container integrity, sample condition, preservation, and temperature compliance.

In order to ensure compliance with NR 149 criteria, please note the following report format:

- (1) The Limit of Detection (LOD) is reported as the MDL (Method Detection Limit)
- (2) The Limit of Quantitation (LOQ) is reported as the PQL (Practical Quantitation Limit)
- (3) All reported concentrations, including those for the LOD and LOQ, are adjusted for any required dilutions
- (4) All reported concentrations, including those for the LOD and LOQ, are adjusted for moisture content when samples are reported on a dry weight basis.

Samples were analyzed according to the analytical methodology previously documented in the "Work Order Acknowledgement". Methodologies are also documented in the "Analytical Result" section for each sample. Quality control results are listed in the "QC Report" section. Detail as to the associated samples can be found at the end of each batch summary. If applicable, results are appropriately qualified in the Analytical Result and QC Report sections. The "Qualifiers" section documents the various qualifiers, acronyms, and units utilized in reporting.

With the following exceptions, all sample analyses achieved analytical criteria.

Volatile Organics

Batch R290069b, Method WI_VOC_8260_W, Sample VLCSW1-200605: The LCS recovery was above the upper control limit for Dichlorofluoromethane. All the sample results in the batch were non-detect. No qualification is required.

Client: TRC Environmental Corporation
Project: Grafton Lime Kiln LF
WorkOrder: 20060253

**QUALIFIERS,
ACRONYMS, UNITS**

<u>Qualifier</u>	<u>Description</u>
*	Value exceeds Regulatory Limit
**	Estimated Value
a	Analyte is non-accredited
B	Analyte detected in the associated Method Blank above the Reporting Limit
E	Value above quantitation range
H	Analyzed outside of Holding Time
Hr	BOD/CBOD - Sample was reset outside Hold Time, value should be considered estimated.
J	Analyte is present at an estimated concentration between the MDL and Report Limit
ND	Not Detected at the Reporting Limit
O	Sample amount is > 4 times amount spiked
P	Dual Column results percent difference > 40%
R	RPD above laboratory control limit
S	Spike Recovery outside laboratory control limits
U	Analyzed but not detected above the MDL
X	Analyte was detected in the Method Blank between the MDL and Reporting Limit, sample results may exhibit background or reagent contamination at the observed level.

<u>Acronym</u>	<u>Description</u>
DUP	Method Duplicate
LCS	Laboratory Control Sample
LCSD	Laboratory Control Sample Duplicate
LOD	Limit of Detection (see MDL)
LOQ	Limit of Quantitation (see PQL)
MBLK	Method Blank
MDL	Method Detection Limit
MS	Matrix Spike
MSD	Matrix Spike Duplicate
PQL	Practical Quantitation Limit
RPD	Relative Percent Difference
TDL	Target Detection Limit
TNTC	Too Numerous To Count
A	APHA Standard Methods
D	ASTM
E	EPA
SW	SW-846 Update III

<u>Units Reported</u>	<u>Description</u>
µg/L	Micrograms per Liter

ALS Group, USA

Date: 09-Jun-20

Client: TRC Environmental Corporation
Project: Grafton Lime Kiln LF
Sample ID: MW2A
Collection Date: 6/2/2020 06:40 AM

Work Order: 20060253
Lab ID: 20060253-01
Matrix: GROUNDWATER

Analyses	Result	Qual	MDL	Report Limit	Units	Dilution Factor	Date Analyzed
VOLATILE ORGANIC COMPOUNDS			Method: SW8260C			Analyst: BG	
1,1,1-Trichloroethane	U		0.46	1.5	µg/L	1	6/5/2020 19:20
1,1,2,2-Tetrachloroethane	U		0.40	1.3	µg/L	1	6/5/2020 19:20
1,1,2-Trichloroethane	U		0.46	1.5	µg/L	1	6/5/2020 19:20
1,1,2-Trichlorotrifluoroethane	U		0.52	1.7	µg/L	1	6/5/2020 19:20
1,1-Dichloroethane	9.4		0.44	1.5	µg/L	1	6/5/2020 19:20
1,1-Dichloroethene	U		0.40	1.4	µg/L	1	6/5/2020 19:20
1,2,3-Trichlorobenzene	U		0.42	1.4	µg/L	1	6/5/2020 19:20
1,2,4-Trichlorobenzene	U		0.45	1.5	µg/L	1	6/5/2020 19:20
1,2,4-Trimethylbenzene	U		0.45	1.5	µg/L	1	6/5/2020 19:20
1,2-Dibromo-3-chloropropane	U		0.43	1.4	µg/L	1	6/5/2020 19:20
1,2-Dibromoethane	U		0.41	1.4	µg/L	1	6/5/2020 19:20
1,2-Dichlorobenzene	U		0.32	1.1	µg/L	1	6/5/2020 19:20
1,2-Dichloroethane	U		0.44	1.4	µg/L	1	6/5/2020 19:20
1,2-Dichloropropane	U		0.48	1.6	µg/L	1	6/5/2020 19:20
1,3,5-Trimethylbenzene	U		0.65	2.2	µg/L	1	6/5/2020 19:20
1,3-Dichlorobenzene	U		0.33	1.1	µg/L	1	6/5/2020 19:20
1,4-Dichlorobenzene	U		0.35	1.2	µg/L	1	6/5/2020 19:20
2-Butanone	U		0.52	1.7	µg/L	1	6/5/2020 19:20
2-Hexanone	U		0.59	2.0	µg/L	1	6/5/2020 19:20
4-Methyl-2-pentanone	U		0.52	1.7	µg/L	1	6/5/2020 19:20
Acetone	U		6.2	21	µg/L	1	6/5/2020 19:20
Benzene	U		0.46	1.5	µg/L	1	6/5/2020 19:20
Bromochloromethane	U		0.45	1.5	µg/L	1	6/5/2020 19:20
Bromodichloromethane	U		0.49	1.6	µg/L	1	6/5/2020 19:20
Bromoform	U		0.56	1.9	µg/L	1	6/5/2020 19:20
Bromomethane	U		0.90	3.0	µg/L	1	6/5/2020 19:20
Carbon disulfide	U		0.49	1.6	µg/L	1	6/5/2020 19:20
Carbon tetrachloride	U		0.40	1.4	µg/L	1	6/5/2020 19:20
Chlorobenzene	U		0.40	1.3	µg/L	1	6/5/2020 19:20
Chloroethane	U		0.68	2.3	µg/L	1	6/5/2020 19:20
Chloroform	U		0.46	1.5	µg/L	1	6/5/2020 19:20
Chloromethane	U		0.83	2.8	µg/L	1	6/5/2020 19:20
cis-1,2-Dichloroethene	7.0		0.42	1.4	µg/L	1	6/5/2020 19:20
cis-1,3-Dichloropropene	U		0.57	1.9	µg/L	1	6/5/2020 19:20
Cyclohexane	U		0.63	2.1	µg/L	1	6/5/2020 19:20
Dibromochloromethane	U		0.40	1.3	µg/L	1	6/5/2020 19:20
Dichlorodifluoromethane	U		0.68	2.3	µg/L	1	6/5/2020 19:20
Ethylbenzene	U		0.34	1.1	µg/L	1	6/5/2020 19:20

Note: See Qualifiers page for a list of qualifiers and their definitions.

ALS Group, USA

Date: 09-Jun-20

Client: TRC Environmental Corporation
Project: Grafton Lime Kiln LF
Sample ID: MW2A
Collection Date: 6/2/2020 06:40 AM

Work Order: 20060253
Lab ID: 20060253-01
Matrix: GROUNDWATER

Analyses	Result	Qual	MDL	Report Limit	Units	Dilution Factor	Date Analyzed
Isopropylbenzene	U		0.35	1.2	µg/L	1	6/5/2020 19:20
m,p-Xylene	U		0.81	2.7	µg/L	1	6/5/2020 19:20
Methyl acetate	U		0.59	2.0	µg/L	1	6/5/2020 19:20
Methyl tert-butyl ether	U		0.45	1.5	µg/L	1	6/5/2020 19:20
Methylcyclohexane	U		0.35	1.2	µg/L	1	6/5/2020 19:20
Methylene chloride	U		0.86	2.9	µg/L	1	6/5/2020 19:20
Naphthalene	U		0.77	2.6	µg/L	1	6/5/2020 19:20
o-Xylene	U		0.31	1.0	µg/L	1	6/5/2020 19:20
Styrene	U		0.33	1.1	µg/L	1	6/5/2020 19:20
Tetrachloroethene	U		0.39	1.3	µg/L	1	6/5/2020 19:20
Tetrahydrofuran	U		0.73	2.4	µg/L	1	6/5/2020 19:20
Toluene	U		0.45	1.5	µg/L	1	6/5/2020 19:20
trans-1,2-Dichloroethene	U		0.48	1.6	µg/L	1	6/5/2020 19:20
trans-1,3-Dichloropropene	U		0.38	2.7	µg/L	1	6/5/2020 19:20
Trichloroethene	6.6		0.43	1.4	µg/L	1	6/5/2020 19:20
Trichlorofluoromethane	U		0.52	1.7	µg/L	1	6/5/2020 19:20
Vinyl chloride	0.87	J	0.53	1.8	µg/L	1	6/5/2020 19:20
Xylenes, Total	U		0.81	4.4	µg/L	1	6/5/2020 19:20
Surr: 1,2-Dichloroethane-d4	105			75-120	%REC	1	6/5/2020 19:20
Surr: 4-Bromofluorobenzene	93.0			80-110	%REC	1	6/5/2020 19:20
Surr: Dibromofluoromethane	99.6			85-115	%REC	1	6/5/2020 19:20
Surr: Toluene-d8	93.0			85-110	%REC	1	6/5/2020 19:20

Note: See Qualifiers page for a list of qualifiers and their definitions.

ALS Group, USA

Date: 09-Jun-20

Client: TRC Environmental Corporation
Project: Grafton Lime Kiln LF
Sample ID: P2B
Collection Date: 6/2/2020 08:10 AM

Work Order: 20060253
Lab ID: 20060253-02
Matrix: GROUNDWATER

Analyses	Result	Qual	MDL	Report Limit	Units	Dilution Factor	Date Analyzed
VOLATILE ORGANIC COMPOUNDS			Method: SW8260C			Analyst: BG	
1,1,1-Trichloroethane	U		0.46	1.5	µg/L	1	6/5/2020 19:44
1,1,2,2-Tetrachloroethane	U		0.40	1.3	µg/L	1	6/5/2020 19:44
1,1,2-Trichloroethane	U		0.46	1.5	µg/L	1	6/5/2020 19:44
1,1,2-Trichlorotrifluoroethane	U		0.52	1.7	µg/L	1	6/5/2020 19:44
1,1-Dichloroethane	3.2		0.44	1.5	µg/L	1	6/5/2020 19:44
1,1-Dichloroethene	0.64	J	0.40	1.4	µg/L	1	6/5/2020 19:44
1,2,3-Trichlorobenzene	U		0.42	1.4	µg/L	1	6/5/2020 19:44
1,2,4-Trichlorobenzene	U		0.45	1.5	µg/L	1	6/5/2020 19:44
1,2,4-Trimethylbenzene	U		0.45	1.5	µg/L	1	6/5/2020 19:44
1,2-Dibromo-3-chloropropane	U		0.43	1.4	µg/L	1	6/5/2020 19:44
1,2-Dibromoethane	U		0.41	1.4	µg/L	1	6/5/2020 19:44
1,2-Dichlorobenzene	U		0.32	1.1	µg/L	1	6/5/2020 19:44
1,2-Dichloroethane	U		0.44	1.4	µg/L	1	6/5/2020 19:44
1,2-Dichloropropane	U		0.48	1.6	µg/L	1	6/5/2020 19:44
1,3,5-Trimethylbenzene	U		0.65	2.2	µg/L	1	6/5/2020 19:44
1,3-Dichlorobenzene	U		0.33	1.1	µg/L	1	6/5/2020 19:44
1,4-Dichlorobenzene	U		0.35	1.2	µg/L	1	6/5/2020 19:44
2-Butanone	U		0.52	1.7	µg/L	1	6/5/2020 19:44
2-Hexanone	U		0.59	2.0	µg/L	1	6/5/2020 19:44
4-Methyl-2-pentanone	U		0.52	1.7	µg/L	1	6/5/2020 19:44
Acetone	U		6.2	21	µg/L	1	6/5/2020 19:44
Benzene	U		0.46	1.5	µg/L	1	6/5/2020 19:44
Bromochloromethane	U		0.45	1.5	µg/L	1	6/5/2020 19:44
Bromodichloromethane	U		0.49	1.6	µg/L	1	6/5/2020 19:44
Bromoform	U		0.56	1.9	µg/L	1	6/5/2020 19:44
Bromomethane	U		0.90	3.0	µg/L	1	6/5/2020 19:44
Carbon disulfide	U		0.49	1.6	µg/L	1	6/5/2020 19:44
Carbon tetrachloride	U		0.40	1.4	µg/L	1	6/5/2020 19:44
Chlorobenzene	U		0.40	1.3	µg/L	1	6/5/2020 19:44
Chloroethane	U		0.68	2.3	µg/L	1	6/5/2020 19:44
Chloroform	U		0.46	1.5	µg/L	1	6/5/2020 19:44
Chloromethane	1.4	J	0.83	2.8	µg/L	1	6/5/2020 19:44
cis-1,2-Dichloroethene	120		2.1	6.9	µg/L	5	6/8/2020 14:49
cis-1,3-Dichloropropene	U		0.57	1.9	µg/L	1	6/5/2020 19:44
Cyclohexane	U		0.63	2.1	µg/L	1	6/5/2020 19:44
Dibromochloromethane	U		0.40	1.3	µg/L	1	6/5/2020 19:44
Dichlorodifluoromethane	U		0.68	2.3	µg/L	1	6/5/2020 19:44
Ethylbenzene	U		0.34	1.1	µg/L	1	6/5/2020 19:44

Note: See Qualifiers page for a list of qualifiers and their definitions.

ALS Group, USA

Date: 09-Jun-20

Client: TRC Environmental Corporation
Project: Grafton Lime Kiln LF
Sample ID: P2B
Collection Date: 6/2/2020 08:10 AM

Work Order: 20060253
Lab ID: 20060253-02
Matrix: GROUNDWATER

Analyses	Result	Qual	MDL	Report Limit	Units	Dilution Factor	Date Analyzed
Isopropylbenzene		U	0.35	1.2	µg/L	1	6/5/2020 19:44
m,p-Xylene		U	0.81	2.7	µg/L	1	6/5/2020 19:44
Methyl acetate		U	0.59	2.0	µg/L	1	6/5/2020 19:44
Methyl tert-butyl ether		U	0.45	1.5	µg/L	1	6/5/2020 19:44
Methylcyclohexane		U	0.35	1.2	µg/L	1	6/5/2020 19:44
Methylene chloride		U	0.86	2.9	µg/L	1	6/5/2020 19:44
Naphthalene		U	0.77	2.6	µg/L	1	6/5/2020 19:44
o-Xylene		U	0.31	1.0	µg/L	1	6/5/2020 19:44
Styrene		U	0.33	1.1	µg/L	1	6/5/2020 19:44
Tetrachloroethene		U	0.39	1.3	µg/L	1	6/5/2020 19:44
Tetrahydrofuran		U	0.73	2.4	µg/L	1	6/5/2020 19:44
Toluene		U	0.45	1.5	µg/L	1	6/5/2020 19:44
trans-1,2-Dichloroethene	2.0		0.48	1.6	µg/L	1	6/5/2020 19:44
trans-1,3-Dichloropropene		U	0.38	2.7	µg/L	1	6/5/2020 19:44
Trichloroethene	41		0.43	1.4	µg/L	1	6/5/2020 19:44
Trichlorofluoromethane		U	0.52	1.7	µg/L	1	6/5/2020 19:44
Vinyl chloride	59		0.53	1.8	µg/L	1	6/5/2020 19:44
Xylenes, Total		U	0.81	4.4	µg/L	1	6/5/2020 19:44
Surr: 1,2-Dichloroethane-d4	101			75-120	%REC	1	6/5/2020 19:44
Surr: 1,2-Dichloroethane-d4	103			75-120	%REC	5	6/8/2020 14:49
Surr: 4-Bromofluorobenzene	91.2			80-110	%REC	1	6/5/2020 19:44
Surr: 4-Bromofluorobenzene	95.0			80-110	%REC	5	6/8/2020 14:49
Surr: Dibromofluoromethane	93.4			85-115	%REC	1	6/5/2020 19:44
Surr: Dibromofluoromethane	98.4			85-115	%REC	5	6/8/2020 14:49
Surr: Toluene-d8	98.4			85-110	%REC	1	6/5/2020 19:44
Surr: Toluene-d8	95.8			85-110	%REC	5	6/8/2020 14:49

Note: See Qualifiers page for a list of qualifiers and their definitions.

ALS Group, USA

Date: 09-Jun-20

Client: TRC Environmental Corporation
Project: Grafton Lime Kiln LF
Sample ID: P10B
Collection Date: 6/2/2020 09:25 AM

Work Order: 20060253
Lab ID: 20060253-03
Matrix: GROUNDWATER

Analyses	Result	Qual	MDL	Report Limit	Units	Dilution Factor	Date Analyzed
VOLATILE ORGANIC COMPOUNDS			Method: SW8260C			Analyst: BG	
1,1,1-Trichloroethane	U		0.46	1.5	µg/L	1	6/5/2020 20:07
1,1,2,2-Tetrachloroethane	U		0.40	1.3	µg/L	1	6/5/2020 20:07
1,1,2-Trichloroethane	U		0.46	1.5	µg/L	1	6/5/2020 20:07
1,1,2-Trichlorotrifluoroethane	29		0.52	1.7	µg/L	1	6/5/2020 20:07
1,1-Dichloroethane	U		0.44	1.5	µg/L	1	6/5/2020 20:07
1,1-Dichloroethene	U		0.40	1.4	µg/L	1	6/5/2020 20:07
1,2,3-Trichlorobenzene	U		0.42	1.4	µg/L	1	6/5/2020 20:07
1,2,4-Trichlorobenzene	U		0.45	1.5	µg/L	1	6/5/2020 20:07
1,2,4-Trimethylbenzene	U		0.45	1.5	µg/L	1	6/5/2020 20:07
1,2-Dibromo-3-chloropropane	U		0.43	1.4	µg/L	1	6/5/2020 20:07
1,2-Dibromoethane	U		0.41	1.4	µg/L	1	6/5/2020 20:07
1,2-Dichlorobenzene	U		0.32	1.1	µg/L	1	6/5/2020 20:07
1,2-Dichloroethane	U		0.44	1.4	µg/L	1	6/5/2020 20:07
1,2-Dichloropropane	U		0.48	1.6	µg/L	1	6/5/2020 20:07
1,3,5-Trimethylbenzene	U		0.65	2.2	µg/L	1	6/5/2020 20:07
1,3-Dichlorobenzene	U		0.33	1.1	µg/L	1	6/5/2020 20:07
1,4-Dichlorobenzene	U		0.35	1.2	µg/L	1	6/5/2020 20:07
2-Butanone	U		0.52	1.7	µg/L	1	6/5/2020 20:07
2-Hexanone	U		0.59	2.0	µg/L	1	6/5/2020 20:07
4-Methyl-2-pentanone	U		0.52	1.7	µg/L	1	6/5/2020 20:07
Acetone	U		6.2	21	µg/L	1	6/5/2020 20:07
Benzene	U		0.46	1.5	µg/L	1	6/5/2020 20:07
Bromochloromethane	U		0.45	1.5	µg/L	1	6/5/2020 20:07
Bromodichloromethane	U		0.49	1.6	µg/L	1	6/5/2020 20:07
Bromoform	U		0.56	1.9	µg/L	1	6/5/2020 20:07
Bromomethane	U		0.90	3.0	µg/L	1	6/5/2020 20:07
Carbon disulfide	U		0.49	1.6	µg/L	1	6/5/2020 20:07
Carbon tetrachloride	U		0.40	1.4	µg/L	1	6/5/2020 20:07
Chlorobenzene	U		0.40	1.3	µg/L	1	6/5/2020 20:07
Chloroethane	U		0.68	2.3	µg/L	1	6/5/2020 20:07
Chloroform	0.62	J	0.46	1.5	µg/L	1	6/5/2020 20:07
Chloromethane	U		0.83	2.8	µg/L	1	6/5/2020 20:07
cis-1,2-Dichloroethene	U		0.42	1.4	µg/L	1	6/5/2020 20:07
cis-1,3-Dichloropropene	U		0.57	1.9	µg/L	1	6/5/2020 20:07
Cyclohexane	U		0.63	2.1	µg/L	1	6/5/2020 20:07
Dibromochloromethane	U		0.40	1.3	µg/L	1	6/5/2020 20:07
Dichlorodifluoromethane	U		0.68	2.3	µg/L	1	6/5/2020 20:07
Ethylbenzene	U		0.34	1.1	µg/L	1	6/5/2020 20:07

Note: See Qualifiers page for a list of qualifiers and their definitions.

ALS Group, USA

Date: 09-Jun-20

Client: TRC Environmental Corporation
 Project: Grafton Lime Kiln LF
 Sample ID: P10B
 Collection Date: 6/2/2020 09:25 AM

Work Order: 20060253
 Lab ID: 20060253-03
 Matrix: GROUNDWATER

Analyses	Result	Qual	MDL	Report Limit	Units	Dilution Factor	Date Analyzed
Isopropylbenzene	U		0.35	1.2	µg/L	1	6/5/2020 20:07
m,p-Xylene	U		0.81	2.7	µg/L	1	6/5/2020 20:07
Methyl acetate	U		0.59	2.0	µg/L	1	6/5/2020 20:07
Methyl tert-butyl ether	U		0.45	1.5	µg/L	1	6/5/2020 20:07
Methylcyclohexane	U		0.35	1.2	µg/L	1	6/5/2020 20:07
Methylene chloride	U		0.86	2.9	µg/L	1	6/5/2020 20:07
Naphthalene	U		0.77	2.6	µg/L	1	6/5/2020 20:07
o-Xylene	U		0.31	1.0	µg/L	1	6/5/2020 20:07
Styrene	U		0.33	1.1	µg/L	1	6/5/2020 20:07
Tetrachloroethene	U		0.39	1.3	µg/L	1	6/5/2020 20:07
Tetrahydrofuran	U		0.73	2.4	µg/L	1	6/5/2020 20:07
Toluene	U		0.45	1.5	µg/L	1	6/5/2020 20:07
trans-1,2-Dichloroethene	U		0.48	1.6	µg/L	1	6/5/2020 20:07
trans-1,3-Dichloropropene	U		0.38	2.7	µg/L	1	6/5/2020 20:07
Trichloroethene	1.5		0.43	1.4	µg/L	1	6/5/2020 20:07
Trichlorofluoromethane	U		0.52	1.7	µg/L	1	6/5/2020 20:07
Vinyl chloride	U		0.53	1.8	µg/L	1	6/5/2020 20:07
Xylenes, Total	U		0.81	4.4	µg/L	1	6/5/2020 20:07
Surr: 1,2-Dichloroethane-d4	104			75-120	%REC	1	6/5/2020 20:07
Surr: 4-Bromofluorobenzene	93.2			80-110	%REC	1	6/5/2020 20:07
Surr: Dibromofluoromethane	96.8			85-115	%REC	1	6/5/2020 20:07
Surr: Toluene-d8	97.4			85-110	%REC	1	6/5/2020 20:07

Note: See Qualifiers page for a list of qualifiers and their definitions.

ALS Group, USA

Date: 09-Jun-20

Client: TRC Environmental Corporation
Project: Grafton Lime Kiln LF
Sample ID: MW8A
Collection Date: 6/2/2020 11:05 AM

Work Order: 20060253
Lab ID: 20060253-04
Matrix: GROUNDWATER

Analyses	Result	Qual	MDL	Report Limit	Units	Dilution Factor	Date Analyzed
VOLATILE ORGANIC COMPOUNDS			Method: SW8260C			Analyst: BG	
1,1,1-Trichloroethane	0.71	J	0.46	1.5	µg/L	1	6/5/2020 20:31
1,1,2,2-Tetrachloroethane	U		0.40	1.3	µg/L	1	6/5/2020 20:31
1,1,2-Trichloroethane	U		0.46	1.5	µg/L	1	6/5/2020 20:31
1,1,2-Trichlorotrifluoroethane	U		0.52	1.7	µg/L	1	6/5/2020 20:31
1,1-Dichloroethane	6.6		0.44	1.5	µg/L	1	6/5/2020 20:31
1,1-Dichloroethene	U		0.40	1.4	µg/L	1	6/5/2020 20:31
1,2,3-Trichlorobenzene	U		0.42	1.4	µg/L	1	6/5/2020 20:31
1,2,4-Trichlorobenzene	U		0.45	1.5	µg/L	1	6/5/2020 20:31
1,2,4-Trimethylbenzene	U		0.45	1.5	µg/L	1	6/5/2020 20:31
1,2-Dibromo-3-chloropropane	U		0.43	1.4	µg/L	1	6/5/2020 20:31
1,2-Dibromoethane	U		0.41	1.4	µg/L	1	6/5/2020 20:31
1,2-Dichlorobenzene	U		0.32	1.1	µg/L	1	6/5/2020 20:31
1,2-Dichloroethane	U		0.44	1.4	µg/L	1	6/5/2020 20:31
1,2-Dichloropropane	U		0.48	1.6	µg/L	1	6/5/2020 20:31
1,3,5-Trimethylbenzene	U		0.65	2.2	µg/L	1	6/5/2020 20:31
1,3-Dichlorobenzene	U		0.33	1.1	µg/L	1	6/5/2020 20:31
1,4-Dichlorobenzene	U		0.35	1.2	µg/L	1	6/5/2020 20:31
2-Butanone	U		0.52	1.7	µg/L	1	6/5/2020 20:31
2-Hexanone	U		0.59	2.0	µg/L	1	6/5/2020 20:31
4-Methyl-2-pentanone	U		0.52	1.7	µg/L	1	6/5/2020 20:31
Acetone	U		6.2	21	µg/L	1	6/5/2020 20:31
Benzene	U		0.46	1.5	µg/L	1	6/5/2020 20:31
Bromochloromethane	U		0.45	1.5	µg/L	1	6/5/2020 20:31
Bromodichloromethane	U		0.49	1.6	µg/L	1	6/5/2020 20:31
Bromoform	U		0.56	1.9	µg/L	1	6/5/2020 20:31
Bromomethane	U		0.90	3.0	µg/L	1	6/5/2020 20:31
Carbon disulfide	U		0.49	1.6	µg/L	1	6/5/2020 20:31
Carbon tetrachloride	U		0.40	1.4	µg/L	1	6/5/2020 20:31
Chlorobenzene	U		0.40	1.3	µg/L	1	6/5/2020 20:31
Chloroethane	U		0.68	2.3	µg/L	1	6/5/2020 20:31
Chloroform	U		0.46	1.5	µg/L	1	6/5/2020 20:31
Chloromethane	U		0.83	2.8	µg/L	1	6/5/2020 20:31
cis-1,2-Dichloroethene	54		0.42	1.4	µg/L	1	6/5/2020 20:31
cis-1,3-Dichloropropene	U		0.57	1.9	µg/L	1	6/5/2020 20:31
Cyclohexane	U		0.63	2.1	µg/L	1	6/5/2020 20:31
Dibromochloromethane	U		0.40	1.3	µg/L	1	6/5/2020 20:31
Dichlorodifluoromethane	U		0.68	2.3	µg/L	1	6/5/2020 20:31
Ethylbenzene	U		0.34	1.1	µg/L	1	6/5/2020 20:31

Note: See Qualifiers page for a list of qualifiers and their definitions.

ALS Group, USA

Date: 09-Jun-20

Client: TRC Environmental Corporation
Project: Grafton Lime Kiln LF
Sample ID: MW8A
Collection Date: 6/2/2020 11:05 AM

Work Order: 20060253
Lab ID: 20060253-04
Matrix: GROUNDWATER

Analyses	Result	Qual	MDL	Report Limit	Units	Dilution Factor	Date Analyzed
Isopropylbenzene	U		0.35	1.2	µg/L	1	6/5/2020 20:31
m,p-Xylene	U		0.81	2.7	µg/L	1	6/5/2020 20:31
Methyl acetate	U		0.59	2.0	µg/L	1	6/5/2020 20:31
Methyl tert-butyl ether	U		0.45	1.5	µg/L	1	6/5/2020 20:31
Methylcyclohexane	U		0.35	1.2	µg/L	1	6/5/2020 20:31
Methylene chloride	U		0.86	2.9	µg/L	1	6/5/2020 20:31
Naphthalene	U		0.77	2.6	µg/L	1	6/5/2020 20:31
o-Xylene	U		0.31	1.0	µg/L	1	6/5/2020 20:31
Styrene	U		0.33	1.1	µg/L	1	6/5/2020 20:31
Tetrachloroethene	U		0.39	1.3	µg/L	1	6/5/2020 20:31
Tetrahydrofuran	U		0.73	2.4	µg/L	1	6/5/2020 20:31
Toluene	U		0.45	1.5	µg/L	1	6/5/2020 20:31
trans-1,2-Dichloroethene	U		0.48	1.6	µg/L	1	6/5/2020 20:31
trans-1,3-Dichloropropene	U		0.38	2.7	µg/L	1	6/5/2020 20:31
Trichloroethene	6.8		0.43	1.4	µg/L	1	6/5/2020 20:31
Trichlorofluoromethane	U		0.52	1.7	µg/L	1	6/5/2020 20:31
Vinyl chloride	1.3	J	0.53	1.8	µg/L	1	6/5/2020 20:31
Xylenes, Total	U		0.81	4.4	µg/L	1	6/5/2020 20:31
Surr: 1,2-Dichloroethane-d4	100			75-120	%REC	1	6/5/2020 20:31
Surr: 4-Bromofluorobenzene	92.9			80-110	%REC	1	6/5/2020 20:31
Surr: Dibromofluoromethane	95.4			85-115	%REC	1	6/5/2020 20:31
Surr: Toluene-d8	100			85-110	%REC	1	6/5/2020 20:31

Note: See Qualifiers page for a list of qualifiers and their definitions.

ALS Group, USA

Date: 09-Jun-20

Client: TRC Environmental Corporation
Project: Grafton Lime Kiln LF
Sample ID: P8B
Collection Date: 6/2/2020 12:05 PM

Work Order: 20060253
Lab ID: 20060253-05
Matrix: GROUNDWATER

Analyses	Result	Qual	MDL	Report Limit	Units	Dilution Factor	Date Analyzed
VOLATILE ORGANIC COMPOUNDS			Method: SW8260C			Analyst: BG	
1,1,1-Trichloroethane	1.1	J	0.46	1.5	µg/L	1	6/5/2020 20:55
1,1,2,2-Tetrachloroethane	U		0.40	1.3	µg/L	1	6/5/2020 20:55
1,1,2-Trichloroethane	U		0.46	1.5	µg/L	1	6/5/2020 20:55
1,1,2-Trichlorotrifluoroethane	U		0.52	1.7	µg/L	1	6/5/2020 20:55
1,1-Dichloroethane	5.2		0.44	1.5	µg/L	1	6/5/2020 20:55
1,1-Dichloroethene	1.5		0.40	1.4	µg/L	1	6/5/2020 20:55
1,2,3-Trichlorobenzene	U		0.42	1.4	µg/L	1	6/5/2020 20:55
1,2,4-Trichlorobenzene	U		0.45	1.5	µg/L	1	6/5/2020 20:55
1,2,4-Trimethylbenzene	U		0.45	1.5	µg/L	1	6/5/2020 20:55
1,2-Dibromo-3-chloropropane	U		0.43	1.4	µg/L	1	6/5/2020 20:55
1,2-Dibromoethane	U		0.41	1.4	µg/L	1	6/5/2020 20:55
1,2-Dichlorobenzene	U		0.32	1.1	µg/L	1	6/5/2020 20:55
1,2-Dichloroethane	U		0.44	1.4	µg/L	1	6/5/2020 20:55
1,2-Dichloropropane	U		0.48	1.6	µg/L	1	6/5/2020 20:55
1,3,5-Trimethylbenzene	U		0.65	2.2	µg/L	1	6/5/2020 20:55
1,3-Dichlorobenzene	U		0.33	1.1	µg/L	1	6/5/2020 20:55
1,4-Dichlorobenzene	U		0.35	1.2	µg/L	1	6/5/2020 20:55
2-Butanone	U		0.52	1.7	µg/L	1	6/5/2020 20:55
2-Hexanone	U		0.59	2.0	µg/L	1	6/5/2020 20:55
4-Methyl-2-pentanone	U		0.52	1.7	µg/L	1	6/5/2020 20:55
Acetone	U		6.2	21	µg/L	1	6/5/2020 20:55
Benzene	U		0.46	1.5	µg/L	1	6/5/2020 20:55
Bromochloromethane	U		0.45	1.5	µg/L	1	6/5/2020 20:55
Bromodichloromethane	U		0.49	1.6	µg/L	1	6/5/2020 20:55
Bromoform	U		0.56	1.9	µg/L	1	6/5/2020 20:55
Bromomethane	U		0.90	3.0	µg/L	1	6/5/2020 20:55
Carbon disulfide	U		0.49	1.6	µg/L	1	6/5/2020 20:55
Carbon tetrachloride	U		0.40	1.4	µg/L	1	6/5/2020 20:55
Chlorobenzene	U		0.40	1.3	µg/L	1	6/5/2020 20:55
Chloroethane	U		0.68	2.3	µg/L	1	6/5/2020 20:55
Chloroform	U		0.46	1.5	µg/L	1	6/5/2020 20:55
Chloromethane	0.91	J	0.83	2.8	µg/L	1	6/5/2020 20:55
cis-1,2-Dichloroethene	51		0.42	1.4	µg/L	1	6/5/2020 20:55
cis-1,3-Dichloropropene	U		0.57	1.9	µg/L	1	6/5/2020 20:55
Cyclohexane	U		0.63	2.1	µg/L	1	6/5/2020 20:55
Dibromochloromethane	U		0.40	1.3	µg/L	1	6/5/2020 20:55
Dichlorodifluoromethane	U		0.68	2.3	µg/L	1	6/5/2020 20:55
Ethylbenzene	U		0.34	1.1	µg/L	1	6/5/2020 20:55

Note: See Qualifiers page for a list of qualifiers and their definitions.

ALS Group, USA

Date: 09-Jun-20

Client: TRC Environmental Corporation
Project: Grafton Lime Kiln LF
Sample ID: P8B
Collection Date: 6/2/2020 12:05 PM

Work Order: 20060253
Lab ID: 20060253-05
Matrix: GROUNDWATER

Analyses	Result	Qual	MDL	Report Limit	Units	Dilution Factor	Date Analyzed
Isopropylbenzene	U		0.35	1.2	µg/L	1	6/5/2020 20:55
m,p-Xylene	U		0.81	2.7	µg/L	1	6/5/2020 20:55
Methyl acetate	U		0.59	2.0	µg/L	1	6/5/2020 20:55
Methyl tert-butyl ether	U		0.45	1.5	µg/L	1	6/5/2020 20:55
Methylcyclohexane	U		0.35	1.2	µg/L	1	6/5/2020 20:55
Methylene chloride	U		0.86	2.9	µg/L	1	6/5/2020 20:55
Naphthalene	U		0.77	2.6	µg/L	1	6/5/2020 20:55
o-Xylene	U		0.31	1.0	µg/L	1	6/5/2020 20:55
Styrene	U		0.33	1.1	µg/L	1	6/5/2020 20:55
Tetrachloroethene	U		0.39	1.3	µg/L	1	6/5/2020 20:55
Tetrahydrofuran	U		0.73	2.4	µg/L	1	6/5/2020 20:55
Toluene	U		0.45	1.5	µg/L	1	6/5/2020 20:55
trans-1,2-Dichloroethene	0.71	J	0.48	1.6	µg/L	1	6/5/2020 20:55
trans-1,3-Dichloropropene	U		0.38	2.7	µg/L	1	6/5/2020 20:55
Trichloroethene	98		2.2	7.2	µg/L	5	6/8/2020 15:13
Trichlorofluoromethane	U		0.52	1.7	µg/L	1	6/5/2020 20:55
Vinyl chloride	4.1		0.53	1.8	µg/L	1	6/5/2020 20:55
Xylenes, Total	U		0.81	4.4	µg/L	1	6/5/2020 20:55
Surr: 1,2-Dichloroethane-d4	101			75-120	%REC	1	6/5/2020 20:55
Surr: 1,2-Dichloroethane-d4	101			75-120	%REC	5	6/8/2020 15:13
Surr: 4-Bromofluorobenzene	96.0			80-110	%REC	1	6/5/2020 20:55
Surr: 4-Bromofluorobenzene	91.5			80-110	%REC	5	6/8/2020 15:13
Surr: Dibromofluoromethane	104			85-115	%REC	1	6/5/2020 20:55
Surr: Dibromofluoromethane	97.6			85-115	%REC	5	6/8/2020 15:13
Surr: Toluene-d8	100			85-110	%REC	1	6/5/2020 20:55
Surr: Toluene-d8	99.4			85-110	%REC	5	6/8/2020 15:13

Note: See Qualifiers page for a list of qualifiers and their definitions.

ALS Group, USA

Date: 09-Jun-20

Client: TRC Environmental Corporation
Project: Grafton Lime Kiln LF
Sample ID: PW1716LR
Collection Date: 6/2/2020 01:00 PM

Work Order: 20060253
Lab ID: 20060253-06
Matrix: GROUNDWATER

Analyses	Result	Qual	MDL	Report Limit	Units	Dilution Factor	Date Analyzed
VOLATILE ORGANIC COMPOUNDS			Method: SW8260C			Analyst: BG	
1,1,1-Trichloroethane	U		0.46	1.5	µg/L	1	6/5/2020 21:19
1,1,2,2-Tetrachloroethane	U		0.40	1.3	µg/L	1	6/5/2020 21:19
1,1,2-Trichloroethane	U		0.46	1.5	µg/L	1	6/5/2020 21:19
1,1,2-Trichlorotrifluoroethane	U		0.52	1.7	µg/L	1	6/5/2020 21:19
1,1-Dichloroethane	U		0.44	1.5	µg/L	1	6/5/2020 21:19
1,1-Dichloroethene	U		0.40	1.4	µg/L	1	6/5/2020 21:19
1,2,3-Trichlorobenzene	U		0.42	1.4	µg/L	1	6/5/2020 21:19
1,2,4-Trichlorobenzene	U		0.45	1.5	µg/L	1	6/5/2020 21:19
1,2,4-Trimethylbenzene	U		0.45	1.5	µg/L	1	6/5/2020 21:19
1,2-Dibromo-3-chloropropane	U		0.43	1.4	µg/L	1	6/5/2020 21:19
1,2-Dibromoethane	U		0.41	1.4	µg/L	1	6/5/2020 21:19
1,2-Dichlorobenzene	U		0.32	1.1	µg/L	1	6/5/2020 21:19
1,2-Dichloroethane	U		0.44	1.4	µg/L	1	6/5/2020 21:19
1,2-Dichloropropane	U		0.48	1.6	µg/L	1	6/5/2020 21:19
1,3,5-Trimethylbenzene	U		0.65	2.2	µg/L	1	6/5/2020 21:19
1,3-Dichlorobenzene	U		0.33	1.1	µg/L	1	6/5/2020 21:19
1,4-Dichlorobenzene	U		0.35	1.2	µg/L	1	6/5/2020 21:19
2-Butanone	U		0.52	1.7	µg/L	1	6/5/2020 21:19
2-Hexanone	U		0.59	2.0	µg/L	1	6/5/2020 21:19
4-Methyl-2-pentanone	U		0.52	1.7	µg/L	1	6/5/2020 21:19
Acetone	U		6.2	21	µg/L	1	6/5/2020 21:19
Benzene	U		0.46	1.5	µg/L	1	6/5/2020 21:19
Bromochloromethane	U		0.45	1.5	µg/L	1	6/5/2020 21:19
Bromodichloromethane	U		0.49	1.6	µg/L	1	6/5/2020 21:19
Bromoform	U		0.56	1.9	µg/L	1	6/5/2020 21:19
Bromomethane	U		0.90	3.0	µg/L	1	6/5/2020 21:19
Carbon disulfide	U		0.49	1.6	µg/L	1	6/5/2020 21:19
Carbon tetrachloride	U		0.40	1.4	µg/L	1	6/5/2020 21:19
Chlorobenzene	U		0.40	1.3	µg/L	1	6/5/2020 21:19
Chloroethane	U		0.68	2.3	µg/L	1	6/5/2020 21:19
Chloroform	U		0.46	1.5	µg/L	1	6/5/2020 21:19
Chloromethane	U		0.83	2.8	µg/L	1	6/5/2020 21:19
cis-1,2-Dichloroethene	U		0.42	1.4	µg/L	1	6/5/2020 21:19
cis-1,3-Dichloropropene	U		0.57	1.9	µg/L	1	6/5/2020 21:19
Cyclohexane	U		0.63	2.1	µg/L	1	6/5/2020 21:19
Dibromochloromethane	U		0.40	1.3	µg/L	1	6/5/2020 21:19
Dichlorodifluoromethane	U		0.68	2.3	µg/L	1	6/5/2020 21:19
Ethylbenzene	U		0.34	1.1	µg/L	1	6/5/2020 21:19

Note: See Qualifiers page for a list of qualifiers and their definitions.

ALS Group, USA

Date: 09-Jun-20

Client: TRC Environmental Corporation
Project: Grafton Lime Kiln LF
Sample ID: PW1716LR
Collection Date: 6/2/2020 01:00 PM

Work Order: 20060253
Lab ID: 20060253-06
Matrix: GROUNDWATER

Analyses	Result	Qual	MDL	Report Limit	Units	Dilution Factor	Date Analyzed
Isopropylbenzene	U		0.35	1.2	µg/L	1	6/5/2020 21:19
m,p-Xylene	U		0.81	2.7	µg/L	1	6/5/2020 21:19
Methyl acetate	U		0.59	2.0	µg/L	1	6/5/2020 21:19
Methyl tert-butyl ether	U		0.45	1.5	µg/L	1	6/5/2020 21:19
Methylcyclohexane	U		0.35	1.2	µg/L	1	6/5/2020 21:19
Methylene chloride	U		0.86	2.9	µg/L	1	6/5/2020 21:19
Naphthalene	U		0.77	2.6	µg/L	1	6/5/2020 21:19
o-Xylene	U		0.31	1.0	µg/L	1	6/5/2020 21:19
Styrene	U		0.33	1.1	µg/L	1	6/5/2020 21:19
Tetrachloroethene	U		0.39	1.3	µg/L	1	6/5/2020 21:19
Tetrahydrofuran	U		0.73	2.4	µg/L	1	6/5/2020 21:19
Toluene	U		0.45	1.5	µg/L	1	6/5/2020 21:19
trans-1,2-Dichloroethene	U		0.48	1.6	µg/L	1	6/5/2020 21:19
trans-1,3-Dichloropropene	U		0.38	2.7	µg/L	1	6/5/2020 21:19
Trichloroethene	U		0.43	1.4	µg/L	1	6/5/2020 21:19
Trichlorofluoromethane	U		0.52	1.7	µg/L	1	6/5/2020 21:19
Vinyl chloride	U		0.53	1.8	µg/L	1	6/5/2020 21:19
Xylenes, Total	U		0.81	4.4	µg/L	1	6/5/2020 21:19
Surr: 1,2-Dichloroethane-d4	102			75-120	%REC	1	6/5/2020 21:19
Surr: 4-Bromofluorobenzene	94.6			80-110	%REC	1	6/5/2020 21:19
Surr: Dibromofluoromethane	93.2			85-115	%REC	1	6/5/2020 21:19
Surr: Toluene-d8	97.4			85-110	%REC	1	6/5/2020 21:19

Note: See Qualifiers page for a list of qualifiers and their definitions.

ALS Group, USA

Date: 09-Jun-20

Client: TRC Environmental Corporation
Project: Grafton Lime Kiln LF
Sample ID: DUP-1
Collection Date: 6/2/2020

Work Order: 20060253
Lab ID: 20060253-07
Matrix: GROUNDWATER

Analyses	Result	Qual	MDL	Report Limit	Units	Dilution Factor	Date Analyzed
VOLATILE ORGANIC COMPOUNDS			Method: SW8260C			Analyst: BG	
1,1,1-Trichloroethane	0.89	J	0.46	1.5	µg/L	1	6/5/2020 21:43
1,1,2,2-Tetrachloroethane	U		0.40	1.3	µg/L	1	6/5/2020 21:43
1,1,2-Trichloroethane	U		0.46	1.5	µg/L	1	6/5/2020 21:43
1,1,2-Trichlorotrifluoroethane	U		0.52	1.7	µg/L	1	6/5/2020 21:43
1,1-Dichloroethane	5.5		0.44	1.5	µg/L	1	6/5/2020 21:43
1,1-Dichloroethene	1.3	J	0.40	1.4	µg/L	1	6/5/2020 21:43
1,2,3-Trichlorobenzene	U		0.42	1.4	µg/L	1	6/5/2020 21:43
1,2,4-Trichlorobenzene	U		0.45	1.5	µg/L	1	6/5/2020 21:43
1,2,4-Trimethylbenzene	U		0.45	1.5	µg/L	1	6/5/2020 21:43
1,2-Dibromo-3-chloropropane	U		0.43	1.4	µg/L	1	6/5/2020 21:43
1,2-Dibromoethane	U		0.41	1.4	µg/L	1	6/5/2020 21:43
1,2-Dichlorobenzene	U		0.32	1.1	µg/L	1	6/5/2020 21:43
1,2-Dichloroethane	U		0.44	1.4	µg/L	1	6/5/2020 21:43
1,2-Dichloropropane	U		0.48	1.6	µg/L	1	6/5/2020 21:43
1,3,5-Trimethylbenzene	U		0.65	2.2	µg/L	1	6/5/2020 21:43
1,3-Dichlorobenzene	U		0.33	1.1	µg/L	1	6/5/2020 21:43
1,4-Dichlorobenzene	U		0.35	1.2	µg/L	1	6/5/2020 21:43
2-Butanone	U		0.52	1.7	µg/L	1	6/5/2020 21:43
2-Hexanone	U		0.59	2.0	µg/L	1	6/5/2020 21:43
4-Methyl-2-pentanone	U		0.52	1.7	µg/L	1	6/5/2020 21:43
Acetone	U		6.2	21	µg/L	1	6/5/2020 21:43
Benzene	U		0.46	1.5	µg/L	1	6/5/2020 21:43
Bromochloromethane	U		0.45	1.5	µg/L	1	6/5/2020 21:43
Bromodichloromethane	U		0.49	1.6	µg/L	1	6/5/2020 21:43
Bromoform	U		0.56	1.9	µg/L	1	6/5/2020 21:43
Bromomethane	U		0.90	3.0	µg/L	1	6/5/2020 21:43
Carbon disulfide	U		0.49	1.6	µg/L	1	6/5/2020 21:43
Carbon tetrachloride	U		0.40	1.4	µg/L	1	6/5/2020 21:43
Chlorobenzene	U		0.40	1.3	µg/L	1	6/5/2020 21:43
Chloroethane	U		0.68	2.3	µg/L	1	6/5/2020 21:43
Chloroform	U		0.46	1.5	µg/L	1	6/5/2020 21:43
Chloromethane	1.0	J	0.83	2.8	µg/L	1	6/5/2020 21:43
cis-1,2-Dichloroethene	54		0.42	1.4	µg/L	1	6/5/2020 21:43
cis-1,3-Dichloropropene	U		0.57	1.9	µg/L	1	6/5/2020 21:43
Cyclohexane	U		0.63	2.1	µg/L	1	6/5/2020 21:43
Dibromochloromethane	U		0.40	1.3	µg/L	1	6/5/2020 21:43
Dichlorodifluoromethane	U		0.68	2.3	µg/L	1	6/5/2020 21:43
Ethylbenzene	U		0.34	1.1	µg/L	1	6/5/2020 21:43

Note: See Qualifiers page for a list of qualifiers and their definitions.

ALS Group, USA

Date: 09-Jun-20

Client: TRC Environmental Corporation
Project: Grafton Lime Kiln LF
Sample ID: DUP-1
Collection Date: 6/2/2020

Work Order: 20060253
Lab ID: 20060253-07
Matrix: GROUNDWATER

Analyses	Result	Qual	MDL	Report Limit	Units	Dilution Factor	Date Analyzed
Isopropylbenzene	U		0.35	1.2	µg/L	1	6/5/2020 21:43
m,p-Xylene	U		0.81	2.7	µg/L	1	6/5/2020 21:43
Methyl acetate	U		0.59	2.0	µg/L	1	6/5/2020 21:43
Methyl tert-butyl ether	U		0.45	1.5	µg/L	1	6/5/2020 21:43
Methylcyclohexane	U		0.35	1.2	µg/L	1	6/5/2020 21:43
Methylene chloride	U		0.86	2.9	µg/L	1	6/5/2020 21:43
Naphthalene	U		0.77	2.6	µg/L	1	6/5/2020 21:43
o-Xylene	U		0.31	1.0	µg/L	1	6/5/2020 21:43
Styrene	U		0.33	1.1	µg/L	1	6/5/2020 21:43
Tetrachloroethene	U		0.39	1.3	µg/L	1	6/5/2020 21:43
Tetrahydrofuran	U		0.73	2.4	µg/L	1	6/5/2020 21:43
Toluene	U		0.45	1.5	µg/L	1	6/5/2020 21:43
trans-1,2-Dichloroethene	0.82	J	0.48	1.6	µg/L	1	6/5/2020 21:43
trans-1,3-Dichloropropene	U		0.38	2.7	µg/L	1	6/5/2020 21:43
Trichloroethene	110		2.2	7.2	µg/L	5	6/8/2020 15:37
Trichlorofluoromethane	U		0.52	1.7	µg/L	1	6/5/2020 21:43
Vinyl chloride	4.5		0.53	1.8	µg/L	1	6/5/2020 21:43
Xylenes, Total	U		0.81	4.4	µg/L	1	6/5/2020 21:43
Surr: 1,2-Dichloroethane-d4	101			75-120	%REC	1	6/5/2020 21:43
Surr: 1,2-Dichloroethane-d4	99.5			75-120	%REC	5	6/8/2020 15:37
Surr: 4-Bromofluorobenzene	96.4			80-110	%REC	1	6/5/2020 21:43
Surr: 4-Bromofluorobenzene	91.6			80-110	%REC	5	6/8/2020 15:37
Surr: Dibromofluoromethane	94.7			85-115	%REC	1	6/5/2020 21:43
Surr: Dibromofluoromethane	91.0			85-115	%REC	5	6/8/2020 15:37
Surr: Toluene-d8	98.0			85-110	%REC	1	6/5/2020 21:43
Surr: Toluene-d8	96.8			85-110	%REC	5	6/8/2020 15:37

Note: See Qualifiers page for a list of qualifiers and their definitions.

ALS Group, USA

Date: 09-Jun-20

Client: TRC Environmental Corporation
Project: Grafton Lime Kiln LF
Sample ID: Trip Blank
Collection Date: 6/2/2020

Work Order: 20060253
Lab ID: 20060253-08
Matrix: WATER

Analyses	Result	Qual	MDL	Report Limit	Units	Dilution Factor	Date Analyzed
VOLATILE ORGANIC COMPOUNDS			Method: SW8260C			Analyst: BG	
1,1,1-Trichloroethane	U		0.46	1.5	µg/L	1	6/5/2020 18:56
1,1,2,2-Tetrachloroethane	U		0.40	1.3	µg/L	1	6/5/2020 18:56
1,1,2-Trichloroethane	U		0.46	1.5	µg/L	1	6/5/2020 18:56
1,1,2-Trichlorotrifluoroethane	U		0.52	1.7	µg/L	1	6/5/2020 18:56
1,1-Dichloroethane	U		0.44	1.5	µg/L	1	6/5/2020 18:56
1,1-Dichloroethene	U		0.40	1.4	µg/L	1	6/5/2020 18:56
1,2,3-Trichlorobenzene	U		0.42	1.4	µg/L	1	6/5/2020 18:56
1,2,4-Trichlorobenzene	U		0.45	1.5	µg/L	1	6/5/2020 18:56
1,2,4-Trimethylbenzene	U		0.45	1.5	µg/L	1	6/5/2020 18:56
1,2-Dibromo-3-chloropropane	U		0.43	1.4	µg/L	1	6/5/2020 18:56
1,2-Dibromoethane	U		0.41	1.4	µg/L	1	6/5/2020 18:56
1,2-Dichlorobenzene	U		0.32	1.1	µg/L	1	6/5/2020 18:56
1,2-Dichloroethane	U		0.44	1.4	µg/L	1	6/5/2020 18:56
1,2-Dichloropropane	U		0.48	1.6	µg/L	1	6/5/2020 18:56
1,3,5-Trimethylbenzene	U		0.65	2.2	µg/L	1	6/5/2020 18:56
1,3-Dichlorobenzene	U		0.33	1.1	µg/L	1	6/5/2020 18:56
1,4-Dichlorobenzene	U		0.35	1.2	µg/L	1	6/5/2020 18:56
2-Butanone	U		0.52	1.7	µg/L	1	6/5/2020 18:56
2-Hexanone	U		0.59	2.0	µg/L	1	6/5/2020 18:56
4-Methyl-2-pentanone	U		0.52	1.7	µg/L	1	6/5/2020 18:56
Acetone	U		6.2	21	µg/L	1	6/5/2020 18:56
Benzene	U		0.46	1.5	µg/L	1	6/5/2020 18:56
Bromochloromethane	U		0.45	1.5	µg/L	1	6/5/2020 18:56
Bromodichloromethane	U		0.49	1.6	µg/L	1	6/5/2020 18:56
Bromoform	U		0.56	1.9	µg/L	1	6/5/2020 18:56
Bromomethane	U		0.90	3.0	µg/L	1	6/5/2020 18:56
Carbon disulfide	U		0.49	1.6	µg/L	1	6/5/2020 18:56
Carbon tetrachloride	U		0.40	1.4	µg/L	1	6/5/2020 18:56
Chlorobenzene	U		0.40	1.3	µg/L	1	6/5/2020 18:56
Chloroethane	U		0.68	2.3	µg/L	1	6/5/2020 18:56
Chloroform	0.61	J	0.46	1.5	µg/L	1	6/5/2020 18:56
Chloromethane	1.2	J	0.83	2.8	µg/L	1	6/5/2020 18:56
cis-1,2-Dichloroethene	U		0.42	1.4	µg/L	1	6/5/2020 18:56
cis-1,3-Dichloropropene	U		0.57	1.9	µg/L	1	6/5/2020 18:56
Cyclohexane	U		0.63	2.1	µg/L	1	6/5/2020 18:56
Dibromochloromethane	U		0.40	1.3	µg/L	1	6/5/2020 18:56
Dichlorodifluoromethane	U		0.68	2.3	µg/L	1	6/5/2020 18:56
Ethylbenzene	U		0.34	1.1	µg/L	1	6/5/2020 18:56

Note: See Qualifiers page for a list of qualifiers and their definitions.

ALS Group, USA

Date: 09-Jun-20

Client: TRC Environmental Corporation
Project: Grafton Lime Kiln LF
Sample ID: Trip Blank
Collection Date: 6/2/2020

Work Order: 20060253
Lab ID: 20060253-08
Matrix: WATER

Analyses	Result	Qual	MDL	Report Limit	Units	Dilution Factor	Date Analyzed
Isopropylbenzene	U		0.35	1.2	µg/L	1	6/5/2020 18:56
m,p-Xylene	U		0.81	2.7	µg/L	1	6/5/2020 18:56
Methyl acetate	U		0.59	2.0	µg/L	1	6/5/2020 18:56
Methyl tert-butyl ether	U		0.45	1.5	µg/L	1	6/5/2020 18:56
Methylcyclohexane	U		0.35	1.2	µg/L	1	6/5/2020 18:56
Methylene chloride	U		0.86	2.9	µg/L	1	6/5/2020 18:56
Naphthalene	U		0.77	2.6	µg/L	1	6/5/2020 18:56
o-Xylene	U		0.31	1.0	µg/L	1	6/5/2020 18:56
Styrene	U		0.33	1.1	µg/L	1	6/5/2020 18:56
Tetrachloroethene	U		0.39	1.3	µg/L	1	6/5/2020 18:56
Tetrahydrofuran	1.6	J	0.73	2.4	µg/L	1	6/5/2020 18:56
Toluene	U		0.45	1.5	µg/L	1	6/5/2020 18:56
trans-1,2-Dichloroethene	U		0.48	1.6	µg/L	1	6/5/2020 18:56
trans-1,3-Dichloropropene	U		0.38	2.7	µg/L	1	6/5/2020 18:56
Trichloroethene	U		0.43	1.4	µg/L	1	6/5/2020 18:56
Trichlorofluoromethane	U		0.52	1.7	µg/L	1	6/5/2020 18:56
Vinyl chloride	U		0.53	1.8	µg/L	1	6/5/2020 18:56
Xylenes, Total	U		0.81	4.4	µg/L	1	6/5/2020 18:56
Surr: 1,2-Dichloroethane-d4	100			75-120	%REC	1	6/5/2020 18:56
Surr: 4-Bromofluorobenzene	88.1			80-110	%REC	1	6/5/2020 18:56
Surr: Dibromofluoromethane	96.6			85-115	%REC	1	6/5/2020 18:56
Surr: Toluene-d8	95.2			85-110	%REC	1	6/5/2020 18:56

Note: See Qualifiers page for a list of qualifiers and their definitions.

Client: TRC Environmental Corporation
Work Order: 20060253
Project: Grafton Lime Kiln LF

QC BATCH REPORT

Batch ID: **R290069b** Instrument ID **VMS6** Method: **SW8260C**

MBLK		Sample ID: VBLKW1-200605-R290069b			Units: µg/L		Analysis Date: 6/5/2020 04:43 PM			
Client ID:		Run ID: VMS6_200605A			SeqNo: 6464748		Prep Date:		DF: 1	
Analyte	Result	PQL	SPK Val	SPK Ref Value	%REC	Control Limit	RPD Ref Value	%RPD	RPD Limit	Qual
1,1,1-Trichloroethane	U	1.5								
1,1,2,2-Tetrachloroethane	U	1.3								
1,1,2-Trichloroethane	U	1.5								
1,1,2-Trichlorotrifluoroethane	U	1.7								
1,1-Dichloroethane	U	1.5								
1,1-Dichloroethene	U	1.4								
1,2,3-Trichlorobenzene	U	1.4								
1,2,4-Trichlorobenzene	U	1.5								
1,2,4-Trimethylbenzene	U	1.5								
1,2-Dibromo-3-chloropropane	U	1.4								
1,2-Dibromoethane	U	1.4								
1,2-Dichlorobenzene	U	1.1								
1,2-Dichloroethane	U	1.4								
1,2-Dichloropropane	U	1.6								
1,3,5-Trimethylbenzene	U	2.2								
1,3-Dichlorobenzene	U	1.1								
1,4-Dichlorobenzene	U	1.2								
2-Butanone	U	1.7								
2-Hexanone	U	2.0								
4-Methyl-2-pentanone	U	1.7								
Acetone	U	21								
Benzene	U	1.5								
Bromochloromethane	U	1.5								
Bromodichloromethane	U	1.6								
Bromoform	U	1.9								
Bromomethane	U	3.0								
Carbon disulfide	U	1.6								
Carbon tetrachloride	U	1.4								
Chlorobenzene	U	1.3								
Chloroethane	U	2.3								
Chloroform	U	1.5								
Chloromethane	U	2.8								
cis-1,2-Dichloroethene	U	1.4								
cis-1,3-Dichloropropene	U	1.9								
Cyclohexane	U	2.1								
Dibromochloromethane	U	1.3								
Dichlorodifluoromethane	U	2.3								
Ethylbenzene	U	1.1								
Isopropylbenzene	U	1.2								
m,p-Xylene	U	2.7								
Methyl acetate	U	2.0								

Note: See Qualifiers Page for a list of Qualifiers and their explanation.

Client: TRC Environmental Corporation

Work Order: 20060253

Project: Grafton Lime Kiln LF

QC BATCH REPORT

Batch ID: **R290069b** Instrument ID **VMS6** Method: **SW8260C**

Methyl tert-butyl ether	U	1.5						
Methylcyclohexane	U	1.2						
Methylene chloride	U	2.9						
Naphthalene	U	2.6						
o-Xylene	U	1.0						
Styrene	U	1.1						
Tetrachloroethene	U	1.3						
Tetrahydrofuran	U	2.4						
Toluene	U	1.5						
trans-1,2-Dichloroethene	U	1.6						
trans-1,3-Dichloropropene	U	2.7						
Trichloroethene	U	1.4						
Trichlorofluoromethane	U	1.7						
Vinyl chloride	U	1.8						
Xylenes, Total	U	4.4						
<i>Surr: 1,2-Dichloroethane-d4</i>	<i>19.56</i>	<i>0</i>	<i>20</i>	<i>0</i>	<i>97.8</i>	<i>75-120</i>	<i>0</i>	
<i>Surr: 4-Bromofluorobenzene</i>	<i>18.99</i>	<i>0</i>	<i>20</i>	<i>0</i>	<i>95</i>	<i>80-110</i>	<i>0</i>	
<i>Surr: Dibromofluoromethane</i>	<i>17.95</i>	<i>0</i>	<i>20</i>	<i>0</i>	<i>89.8</i>	<i>85-115</i>	<i>0</i>	
<i>Surr: Toluene-d8</i>	<i>19.66</i>	<i>0</i>	<i>20</i>	<i>0</i>	<i>98.3</i>	<i>85-110</i>	<i>0</i>	

Note: See Qualifiers Page for a list of Qualifiers and their explanation.

Client: TRC Environmental Corporation
 Work Order: 20060253
 Project: Grafton Lime Kiln LF

QC BATCH REPORT

Batch ID: **R290069b** Instrument ID **VMS6** Method: **SW8260C**

LCS		Sample ID: VLCSW1-200605-R290069b				Units: µg/L		Analysis Date: 6/5/2020 03:55 PM		
Client ID:		Run ID: VMS6_200605A			SeqNo: 6464746		Prep Date:		DF: 1	
Analyte	Result	PQL	SPK Val	SPK Ref Value	%REC	Control Limit	RPD Ref Value	%RPD	RPD Limit	Qual
1,1,1-Trichloroethane	18.6	1.5	20	0	93	75-130		0		
1,1,2,2-Tetrachloroethane	20.15	1.3	20	0	101	75-130		0		
1,1,2-Trichloroethane	19.63	1.5	20	0	98.2	75-125		0		
1,1-Dichloroethane	19.76	1.5	20	0	98.8	75-133		0		
1,1-Dichloroethene	21.52	1.4	20	0	108	70-145		0		
1,2,3-Trichlorobenzene	20.38	1.4	20	0	102	70-140		0		
1,2,4-Trichlorobenzene	20.43	1.5	20	0	102	70-135		0		
1,2,4-Trimethylbenzene	19.58	1.5	20	0	97.9	75-130		0		
1,2-Dibromo-3-chloropropane	18.1	1.4	20	0	90.5	60-130		0		
1,2-Dibromoethane	21.15	1.4	20	0	106	90-195		0		
1,2-Dichlorobenzene	19.63	1.1	20	0	98.2	70-130		0		
1,2-Dichloroethane	18.13	1.4	20	0	90.6	78-125		0		
1,2-Dichloropropane	19.86	1.6	20	0	99.3	75-125		0		
1,3,5-Trimethylbenzene	19.67	2.2	20	0	98.4	75-130		0		
1,3-Dichlorobenzene	20.46	1.1	20	0	102	75-130		0		
1,4-Dichlorobenzene	19.01	1.2	20	0	95	75-130		0		
2-Butanone	19.65	1.7	20	0	98.2	55-150		0		
2-Hexanone	20.16	2.0	20	0	101	60-135		0		
4-Methyl-2-pentanone	30.02	1.7	20	0	150	77-178		0		
Acetone	24.43	21	20	0	122	60-160		0		
Benzene	18.09	1.5	20	0	90.4	70-130		0		
Bromochloromethane	18.39	1.5	20	0	92	72-141		0		
Bromodichloromethane	19.34	1.6	20	0	96.7	75-125		0		
Bromoform	16.81	1.9	20	0	84	60-125		0		
Bromomethane	29.26	3.0	20	0	146	30-185		0		
Carbon disulfide	22.51	1.6	20	0	113	60-165		0		
Carbon tetrachloride	16.89	1.4	20	0	84.4	65-140		0		
Chlorobenzene	19.09	1.3	20	0	95.4	80-120		0		
Chloroethane	21.74	2.3	20	0	109	31-172		0		
Chloroform	18.86	1.5	20	0	94.3	66-135		0		
Chloromethane	22.45	2.8	20	0	112	46-148		0		
cis-1,2-Dichloroethene	20.02	1.4	20	0	100	75-134		0		
cis-1,3-Dichloropropene	19.48	1.9	20	0	97.4	70-130		0		
Dibromochloromethane	18.22	1.3	20	0	91.1	60-115		0		
Dichlorodifluoromethane	24.93	2.3	20	0	125	20-120		0		S
Ethylbenzene	19.54	1.1	20	0	97.7	76-123		0		
Isopropylbenzene	19.78	1.2	20	0	98.9	80-127		0		
m,p-Xylene	39.68	2.7	40	0	99.2	75-130		0		
Methyl tert-butyl ether	20.28	1.5	20	0	101	80-130		0		
Methylene chloride	19.67	2.9	20	0	98.4	72-125		0		
Naphthalene	20.3	2.6	20	0	102	55-160		0		
o-Xylene	20.5	1.0	20	0	102	80-125		0		

Note: See Qualifiers Page for a list of Qualifiers and their explanation.

Client: TRC Environmental Corporation

Work Order: 20060253

Project: Grafton Lime Kiln LF

QC BATCH REPORT

Batch ID: R290069b	Instrument ID VMS6	Method: SW8260C					
Styrene	20.16	1.1	20	0	101	83-137	0
Tetrachloroethene	20.25	1.3	20	0	101	68-166	0
Tetrahydrofuran	20	2.4	20	0	100	54-139	0
Toluene	19.45	1.5	20	0	97.2	76-125	0
trans-1,2-Dichloroethene	20.18	1.6	20	0	101	80-140	0
trans-1,3-Dichloropropene	19.04	2.7	20	0	95.2	56-132	0
Trichloroethene	18.83	1.4	20	0	94.2	77-125	0
Trichlorofluoromethane	15.13	1.7	20	0	75.6	60-140	0
Vinyl chloride	21.47	1.8	20	0	107	50-136	0
Xylenes, Total	60.18	4.4	60	0	100	80-126	0
<i>Surr: 1,2-Dichloroethane-d4</i>	<i>19.86</i>	<i>0</i>	<i>20</i>	<i>0</i>	<i>99.3</i>	<i>75-120</i>	<i>0</i>
<i>Surr: 4-Bromofluorobenzene</i>	<i>19.63</i>	<i>0</i>	<i>20</i>	<i>0</i>	<i>98.2</i>	<i>80-110</i>	<i>0</i>
<i>Surr: Dibromofluoromethane</i>	<i>18.67</i>	<i>0</i>	<i>20</i>	<i>0</i>	<i>93.4</i>	<i>85-115</i>	<i>0</i>
<i>Surr: Toluene-d8</i>	<i>20.37</i>	<i>0</i>	<i>20</i>	<i>0</i>	<i>102</i>	<i>85-110</i>	<i>0</i>

Note: See Qualifiers Page for a list of Qualifiers and their explanation.

Client: TRC Environmental Corporation

QC BATCH REPORT

Work Order: 20060253

MS/MSD were performed on non-project samples. NA

Project: Grafton Lime Kiln LF

Batch ID: **R290069b**

Instrument ID **VMS6**

Method: **SW8260C**

MS		Sample ID: 20052026-03A MS				Units: µg/L		Analysis Date: 6/6/2020 12:29 AM		
Client ID:		Run ID: VMS6_200605A			SeqNo: 6464797		Prep Date:		DF: 2000	
Analyte	Result	PQL	SPK Val	SPK Ref Value	%REC	Control Limit	RPD Ref Value	%RPD	RPD Limit	Qual
1,1,1-Trichloroethane	42080	3,000	40000	0	105	75-130		0		
1,1,2,2-Tetrachloroethane	35980	2,700	40000	0	90	75-130		0		
1,1,2-Trichloroethane	36200	3,100	40000	0	90.5	75-125		0		
1,1-Dichloroethane	41260	2,900	40000	0	103	75-133		0		
1,1-Dichloroethene	42080	2,700	40000	0	105	70-145		0		
1,2,3-Trichlorobenzene	35440	2,800	40000	0	88.6	70-140		0		
1,2,4-Trichlorobenzene	36480	3,000	40000	0	91.2	70-135		0		
1,2,4-Trimethylbenzene	36580	3,000	40000	0	91.4	75-130		0		
1,2-Dibromo-3-chloropropane	30580	2,900	40000	0	76.4	60-130		0		
1,2-Dibromoethane	38480	2,700	40000	0	96.2	90-195		0		
1,2-Dichlorobenzene	38240	2,100	40000	0	95.6	70-130		0		
1,2-Dichloroethane	51880	2,900	40000	13300	96.4	78-125		0		
1,2-Dichloropropane	40240	3,200	40000	4620	89	75-125		0		
1,3,5-Trimethylbenzene	38840	4,300	40000	0	97.1	75-130		0		
1,3-Dichlorobenzene	38700	2,200	40000	0	96.8	75-130		0		
1,4-Dichlorobenzene	36900	2,300	40000	0	92.2	75-130		0		
2-Butanone	34980	3,500	40000	0	87.4	55-150		0		
2-Hexanone	33300	3,900	40000	0	83.2	60-135		0		
4-Methyl-2-pentanone	47240	3,500	40000	0	118	77-178		0		
Acetone	35040	41,000	40000	1280	84.4	60-160		0		J
Benzene	42660	3,000	40000	2100	101	70-130		0		
Bromochloromethane	36720	3,000	40000	0	91.8	72-141		0		
Bromodichloromethane	37320	3,300	40000	0	93.3	75-125		0		
Bromoform	29460	3,700	40000	0	73.6	60-125		0		
Bromomethane	32320	6,000	40000	1240	77.7	30-185		0		
Carbon disulfide	42600	3,300	40000	0	106	60-165		0		
Carbon tetrachloride	39060	2,700	40000	0	97.6	65-140		0		
Chlorobenzene	35860	2,700	40000	0	89.6	80-120		0		
Chloroethane	42540	4,500	40000	0	106	31-172		0		
Chloroform	51820	3,100	40000	13300	96.3	66-135		0		
Chloromethane	38040	5,500	40000	0	95.1	46-148		0		
cis-1,2-Dichloroethene	39300	2,800	40000	0	98.2	75-134		0		
cis-1,3-Dichloropropene	33760	3,800	40000	0	84.4	70-130		0		
Dibromochloromethane	32900	2,600	40000	0	82.2	60-115		0		
Dichlorodifluoromethane	51680	4,500	40000	0	129	20-120		0		S
Ethylbenzene	38420	2,200	40000	0	96	76-123		0		
Isopropylbenzene	39540	2,300	40000	0	98.8	80-127		0		
m,p-Xylene	78940	5,400	80000	0	98.7	75-130		0		
Methyl tert-butyl ether	36320	3,000	40000	0	90.8	80-130		0		
Methylene chloride	37120	5,800	40000	1300	89.6	72-125		0		
Naphthalene	33240	5,100	40000	0	83.1	55-160		0		
o-Xylene	39300	2,100	40000	0	98.2	80-125		0		

Note: See Qualifiers Page for a list of Qualifiers and their explanation.

Client: TRC Environmental Corporation

Work Order: 20060253

Project: Grafton Lime Kiln LF

QC BATCH REPORT

Batch ID: R290069b	Instrument ID VMS6	Method: SW8260C						
Styrene	38640	2,200	40000	0	96.6	83-137	0	
Tetrachloroethene	39980	2,600	40000	0	100	68-166	0	
Tetrahydrofuran	35200	4,900	40000	0	88	54-139	0	
Toluene	36940	3,000	40000	0	92.4	76-125	0	
trans-1,2-Dichloroethene	39180	3,200	40000	0	98	80-140	0	
trans-1,3-Dichloropropene	32860	5,500	40000	0	82.2	56-132	0	
Trichloroethene	37280	2,900	40000	0	93.2	77-125	0	
Trichlorofluoromethane	30420	3,400	40000	0	76	60-140	0	
Vinyl chloride	42080	3,500	40000	0	105	50-136	0	
Xylenes, Total	118200	8,900	120000	0	98.5	80-126	0	
<i>Surr: 1,2-Dichloroethane-d4</i>	<i>40280</i>	<i>0</i>	<i>40000</i>	<i>0</i>	<i>101</i>	<i>75-120</i>	<i>0</i>	
<i>Surr: 4-Bromofluorobenzene</i>	<i>38060</i>	<i>0</i>	<i>40000</i>	<i>0</i>	<i>95.2</i>	<i>80-110</i>	<i>0</i>	
<i>Surr: Dibromofluoromethane</i>	<i>39280</i>	<i>0</i>	<i>40000</i>	<i>0</i>	<i>98.2</i>	<i>85-115</i>	<i>0</i>	
<i>Surr: Toluene-d8</i>	<i>37660</i>	<i>0</i>	<i>40000</i>	<i>0</i>	<i>94.2</i>	<i>85-110</i>	<i>0</i>	

Note: See Qualifiers Page for a list of Qualifiers and their explanation.

Client: TRC Environmental Corporation
 Work Order: 20060253
 Project: Grafton Lime Kiln LF

QC BATCH REPORT

Batch ID: **R290069b** Instrument ID **VMS6** Method: **SW8260C**

MSD		Sample ID: 20052026-03A MSD				Units: µg/L		Analysis Date: 6/6/2020 12:53 AM		
Client ID:		Run ID: VMS6_200605A			SeqNo: 6464798		Prep Date:		DF: 2000	
Analyte	Result	PQL	SPK Val	SPK Ref Value	%REC	Control Limit	RPD Ref Value	%RPD	RPD Limit	Qual
1,1,1-Trichloroethane	39120	3,000	40000	0	97.8	75-130	42080	7.29	30	
1,1,2,2-Tetrachloroethane	35660	2,700	40000	0	89.2	75-130	35980	0.893	30	
1,1,2-Trichloroethane	36120	3,100	40000	0	90.3	75-125	36200	0.221	30	
1,1-Dichloroethane	37980	2,900	40000	0	95	75-133	41260	8.28	30	
1,1-Dichloroethene	41620	2,700	40000	0	104	70-145	42080	1.1	30	
1,2,3-Trichlorobenzene	37540	2,800	40000	0	93.8	70-140	35440	5.76	30	
1,2,4-Trichlorobenzene	39420	3,000	40000	0	98.6	70-135	36480	7.75	30	
1,2,4-Trimethylbenzene	36340	3,000	40000	0	90.8	75-130	36580	0.658	30	
1,2-Dibromo-3-chloropropane	33240	2,900	40000	0	83.1	60-130	30580	8.34	30	
1,2-Dibromoethane	37560	2,700	40000	0	93.9	90-195	38480	2.42	30	
1,2-Dichlorobenzene	37400	2,100	40000	0	93.5	70-130	38240	2.22	30	
1,2-Dichloroethane	48100	2,900	40000	13300	87	78-125	51880	7.56	30	
1,2-Dichloropropane	42440	3,200	40000	4620	94.6	75-125	40240	5.32	30	
1,3,5-Trimethylbenzene	38380	4,300	40000	0	96	75-130	38840	1.19	30	
1,3-Dichlorobenzene	38380	2,200	40000	0	96	75-130	38700	0.83	30	
1,4-Dichlorobenzene	37520	2,300	40000	0	93.8	75-130	36900	1.67	30	
2-Butanone	32240	3,500	40000	0	80.6	55-150	34980	8.15	30	
2-Hexanone	34940	3,900	40000	0	87.4	60-135	33300	4.81	30	
4-Methyl-2-pentanone	49740	3,500	40000	0	124	77-178	47240	5.16	30	
Acetone	33600	41,000	40000	1280	80.8	60-160	35040	0	30	J
Benzene	40100	3,000	40000	2100	95	70-130	42660	6.19	30	
Bromochloromethane	35900	3,000	40000	0	89.8	72-141	36720	2.26	30	
Bromodichloromethane	38060	3,300	40000	0	95.2	75-125	37320	1.96	30	
Bromoform	29920	3,700	40000	0	74.8	60-125	29460	1.55	30	
Bromomethane	47060	6,000	40000	1240	115	30-185	32320	37.1	30	R
Carbon disulfide	39320	3,300	40000	0	98.3	60-165	42600	8.01	30	
Carbon tetrachloride	37660	2,700	40000	0	94.2	65-140	39060	3.65	30	
Chlorobenzene	36200	2,700	40000	0	90.5	80-120	35860	0.944	30	
Chloroethane	42100	4,500	40000	0	105	31-172	42540	1.04	30	
Chloroform	49700	3,100	40000	13300	91	66-135	51820	4.18	30	
Chloromethane	44220	5,500	40000	0	111	46-148	38040	15	30	
cis-1,2-Dichloroethene	35620	2,800	40000	0	89	75-134	39300	9.82	30	
cis-1,3-Dichloropropene	34900	3,800	40000	0	87.2	70-130	33760	3.32	30	
Dibromochloromethane	33040	2,600	40000	0	82.6	60-115	32900	0.425	30	
Dichlorodifluoromethane	48580	4,500	40000	0	121	20-120	51680	6.18	30	S
Ethylbenzene	38840	2,200	40000	0	97.1	76-123	38420	1.09	30	
Isopropylbenzene	39440	2,300	40000	0	98.6	80-127	39540	0.253	30	
m,p-Xylene	77660	5,400	80000	0	97.1	75-130	78940	1.63	30	
Methyl tert-butyl ether	36040	3,000	40000	0	90.1	80-130	36320	0.774	30	
Methylene chloride	35600	5,800	40000	1300	85.8	72-125	37120	4.18	30	
Naphthalene	37960	5,100	40000	0	94.9	55-160	33240	13.3	30	
o-Xylene	39340	2,100	40000	0	98.4	80-125	39300	0.102	30	

Note: See Qualifiers Page for a list of Qualifiers and their explanation.

Client: TRC Environmental Corporation

Work Order: 20060253

Project: Grafton Lime Kiln LF

QC BATCH REPORT

Batch ID: R290069b	Instrument ID VMS6	Method: SW8260C								
Styrene	38180	2,200	40000	0	95.4	83-137	38640	1.2	30	
Tetrachloroethene	39760	2,600	40000	0	99.4	68-166	39980	0.552	30	
Tetrahydrofuran	34800	4,900	40000	0	87	54-139	35200	1.14	30	
Toluene	37340	3,000	40000	0	93.4	76-125	36940	1.08	30	
trans-1,2-Dichloroethene	39500	3,200	40000	0	98.8	80-140	39180	0.813	30	
trans-1,3-Dichloropropene	33480	5,500	40000	0	83.7	56-132	32860	1.87	30	
Trichloroethene	38120	2,900	40000	0	95.3	77-125	37280	2.23	30	
Trichlorofluoromethane	29820	3,400	40000	0	74.6	60-140	30420	1.99	30	
Vinyl chloride	41360	3,500	40000	0	103	50-136	42080	1.73	30	
Xylenes, Total	117000	8,900	120000	0	97.5	80-126	118200	1.05	30	
<i>Surr: 1,2-Dichloroethane-d4</i>	<i>39160</i>	<i>0</i>	<i>40000</i>	<i>0</i>	<i>97.9</i>	<i>75-120</i>	<i>40280</i>	<i>2.82</i>	<i>30</i>	
<i>Surr: 4-Bromofluorobenzene</i>	<i>38680</i>	<i>0</i>	<i>40000</i>	<i>0</i>	<i>96.7</i>	<i>80-110</i>	<i>38060</i>	<i>1.62</i>	<i>30</i>	
<i>Surr: Dibromofluoromethane</i>	<i>39560</i>	<i>0</i>	<i>40000</i>	<i>0</i>	<i>98.9</i>	<i>85-115</i>	<i>39280</i>	<i>0.71</i>	<i>30</i>	
<i>Surr: Toluene-d8</i>	<i>38840</i>	<i>0</i>	<i>40000</i>	<i>0</i>	<i>97.1</i>	<i>85-110</i>	<i>37660</i>	<i>3.08</i>	<i>30</i>	

The following samples were analyzed in this batch:

20060253-01A	20060253-02A	20060253-03A
20060253-04A	20060253-05A	20060253-06A
20060253-07A	20060253-08A	

Note: See Qualifiers Page for a list of Qualifiers and their explanation.

Client: TRC Environmental Corporation
 Work Order: 20060253
 Project: Grafton Lime Kiln LF

QC BATCH REPORT

Batch ID: **R290163b** Instrument ID **VMS6** Method: **SW8260C**

MBLK		Sample ID: VBLKW1-200608-R290163b				Units: µg/L		Analysis Date: 6/8/2020 02:26 PM		
Client ID:		Run ID: VMS6_200608A		SeqNo: 6467437		Prep Date:		DF: 1		
Analyte	Result	PQL	SPK Val	SPK Ref Value	%REC	Control Limit	RPD Ref Value	%RPD	RPD Limit	Qual
cis-1,2-Dichloroethene	U	1.4								
Trichloroethene	U	1.4								
<i>Surr: 1,2-Dichloroethane-d4</i>	19.52	0	20	0	97.6	75-120	0			
<i>Surr: 4-Bromofluorobenzene</i>	17.43	0	20	0	87.2	80-110	0			
<i>Surr: Dibromofluoromethane</i>	18.06	0	20	0	90.3	85-115	0			
<i>Surr: Toluene-d8</i>	20.08	0	20	0	100	85-110	0			

LCS		Sample ID: VLCSW1-200608-R290163b				Units: µg/L		Analysis Date: 6/8/2020 01:38 PM		
Client ID:		Run ID: VMS6_200608A		SeqNo: 6467436		Prep Date:		DF: 1		
Analyte	Result	PQL	SPK Val	SPK Ref Value	%REC	Control Limit	RPD Ref Value	%RPD	RPD Limit	Qual
cis-1,2-Dichloroethene	20.33	1.4	20	0	102	75-134	0			
Trichloroethene	18.52	1.4	20	0	92.6	77-125	0			
<i>Surr: 1,2-Dichloroethane-d4</i>	18.82	0	20	0	94.1	75-120	0			
<i>Surr: 4-Bromofluorobenzene</i>	19.63	0	20	0	98.2	80-110	0			
<i>Surr: Dibromofluoromethane</i>	18.39	0	20	0	92	85-115	0			
<i>Surr: Toluene-d8</i>	20.33	0	20	0	102	85-110	0			

MS		Sample ID: 20060246-11A MS				Units: µg/L		Analysis Date: 6/8/2020 10:44 PM		
Client ID:		Run ID: VMS6_200608A		SeqNo: 6467458		Prep Date:		DF: 100		
Analyte	Result	PQL	SPK Val	SPK Ref Value	%REC	Control Limit	RPD Ref Value	%RPD	RPD Limit	Qual
cis-1,2-Dichloroethene	2037	140	2000	0	102	75-134	0			
Trichloroethene	1964	140	2000	0	98.2	77-125	0			
<i>Surr: 1,2-Dichloroethane-d4</i>	2039	0	2000	0	102	75-120	0			
<i>Surr: 4-Bromofluorobenzene</i>	1900	0	2000	0	95	80-110	0			
<i>Surr: Dibromofluoromethane</i>	1939	0	2000	0	97	85-115	0			
<i>Surr: Toluene-d8</i>	1996	0	2000	0	99.8	85-110	0			

MSD		Sample ID: 20060246-11A MSD				Units: µg/L		Analysis Date: 6/8/2020 11:08 PM		
Client ID:		Run ID: VMS6_200608A		SeqNo: 6467459		Prep Date:		DF: 100		
Analyte	Result	PQL	SPK Val	SPK Ref Value	%REC	Control Limit	RPD Ref Value	%RPD	RPD Limit	Qual
cis-1,2-Dichloroethene	1994	140	2000	0	99.7	75-134	2037	2.13	30	
Trichloroethene	1927	140	2000	0	96.4	77-125	1964	1.9	30	
<i>Surr: 1,2-Dichloroethane-d4</i>	1897	0	2000	0	94.8	75-120	2039	7.22	30	
<i>Surr: 4-Bromofluorobenzene</i>	1963	0	2000	0	98.2	80-110	1900	3.26	30	
<i>Surr: Dibromofluoromethane</i>	1940	0	2000	0	97	85-115	1939	0.0516	30	
<i>Surr: Toluene-d8</i>	1972	0	2000	0	98.6	85-110	1996	1.21	30	

Note: See Qualifiers Page for a list of Qualifiers and their explanation.

Client: TRC Environmental Corporation
Work Order: 20060253
Project: Grafton Lime Kiln LF

QC BATCH REPORT

Batch ID: **R290163b** Instrument ID **VMS6** Method: **SW8260C**

The following samples were analyzed in this batch:

20060253-02A	20060253-05A	20060253-07A
--------------	--------------	--------------

Note: See Qualifiers Page for a list of Qualifiers and their explanation.



Cincinnati, OH
+1 513 733 5336

Everett, WA
+1 425 356 2600

Fort Collins, CO
+1 970 490 1511

Holland, MI
+1 616 399 6070

Chain of Custody Form

Page 1 of 1

COC ID: 192353

Houston, TX
+1 281 530 5656

Middletown, PA
+1 717 944 5541

Spring City, PA
+1 610 948 4903

Salt Lake City, UT
+1 801 266 7700

South Charleston, WV
+1 304 356 3168

York, PA
+1 717 505 5280

ALS Project Manager:

ALS Work Order #: 20060253

Customer Information		Project Information				Parameter/Method Request for Analysis										
Purchase Order		Project Name	Grafton Lime Kiln LF			A	VOCs									
Work Order		Project Number				B										
Company Name	TRC Environmental Corporation	Bill To Company	TRC Companies Inc			C										
Send Report To	asobbe@trccompanies.com	Invoice Attn	Accounts Payable			D										
Address	150 N. Patrick Boulevard	Address	21 Griffin Road North			E										
	Suite 180					F										
City/State/Zip	Brookfield, WI 53045	City/State/Zip	Windsor, CT 06095			G										
Phone	(662) 879-1212	Phone	(860) 293-9692			H										
Fax		Fax	(860) 293-6399			I										
e-Mail Address		e-Mail Address				J										

No.	Sample Description	Date	Time	Matrix	Pres.	# Bottles	A	B	C	D	E	F	G	H	I	J	Hold
1	MWZA	6-2-2020	640	G-W	HCL	3	X										
2	P2B		810														
3	P10B		925														
4	MW8A		1105														
5	P8B		1205														
6	PW1716LR		1300														
7	DUP-1		-														
8	Trip Blank		-														
9																	
10																	

Sampler(s) Please Print & Sign Aaron Sobbe		Shipment Method FedEx		Required Turnaround Time: (Check Box) <input checked="" type="checkbox"/> Std 10 WK Days <input type="checkbox"/> 5 WK Days <input type="checkbox"/> Other <input type="checkbox"/> 2 WK Days <input type="checkbox"/> 24 Hour				Results Due Date:	
Relinquished by: AS	Date: 6-2-2020	Time: 1700	Received by: FEDEX	Notes:					
Relinquished by: FEDEX	Date: 6/3/20	Time: 1000	Received by (Laboratory):	Cooler ID SR1	Cooler Temp. 3.2°C	QC Package: (Check One Box Below)			
Logged by (Laboratory): R1	Date: 6/3/20	Time: 1105	Checked by (Laboratory):	<input type="checkbox"/> Level II Std QC	<input type="checkbox"/> TRRP CheckList				
Preservative Key: 1-HCl 2-HNO ₃ 3-H ₂ SO ₄ 4-NaOH 5-Na ₂ S ₂ O ₃ 6-NaHSO ₄ 7-Other 8-4°C 9-5035				<input type="checkbox"/> Level III Std QC/Raw Data	<input type="checkbox"/> TRRP Level IV				
				<input type="checkbox"/> Level IV SW846/CLP					
				<input type="checkbox"/> Other					

Note: 1. Any changes must be made in writing once samples and COC Form have been submitted to ALS Environmental.
2. Unless otherwise agreed in a formal contract, services provided by ALS Environmental are expressly limited to the terms and conditions stated on the reverse.
3. The Chain of Custody is a legal document. All information must be completed accurately.

Sample Receipt Checklist

Client Name: **TRC - BROOKFIELD**

Date/Time Received: **03-Jun-20 10:00**

Work Order: **20060253**

Received by: **KRW**

Checklist completed by Keith Wierenga 03-Jun-20
eSignature Date

Reviewed by: Chad Whelton 03-Jun-20
eSignature Date

Matrices: Water

Carrier name: FedEx

Shipping container/cooler in good condition? Yes No Not Present

Custody seals intact on shipping container/cooler? Yes No Not Present

Custody seals intact on sample bottles? Yes No Not Present

Chain of custody present? Yes No

Chain of custody signed when relinquished and received? Yes No

Chain of custody agrees with sample labels? Yes No

Samples in proper container/bottle? Yes No

Sample containers intact? Yes No

Sufficient sample volume for indicated test? Yes No

All samples received within holding time? Yes No

Container/Temp Blank temperature in compliance? Yes No

Sample(s) received on ice? Yes No

Temperature(s)/Thermometer(s): 3.2/3.2 C SR1

Cooler(s)/Kit(s):

Date/Time sample(s) sent to storage: 6/3/2020 11:08:26 AM

Water - VOA vials have zero headspace? Yes No No VOA vials submitted

Water - pH acceptable upon receipt? Yes No N/A

pH adjusted? Yes No N/A

pH adjusted by:

Login Notes:

Client Contacted: Date Contacted: Person Contacted:

Contacted By: Regarding:

Comments:

CorrectiveAction:



09-Jun-2020

Marita Stollenwerk
TRC Environmental Corporation
150 N. Patrick Boulevard
Suite 180
Brookfield, WI 53045

Data assessment (ALS Environmental, Holland, MI/Work Order: 20060564):
All holding times, field and laboratory qc, and blanks met criteria, except as specified below.

LCS/MS/MSD

-The LCS recovery was above the upper control limit for Dichlorofluoromethane. All the sample results in the batch were non-detect. No qualification is required.

Blanks: sample detections <5x blank value were flagged as nondetect ('u') at the reported limit.

- Analytes in trip blanks: Chloroform (0.61J µg/L, x5=3.05), Chloromethane (1.2J µg/L, x5=6), Tetrahydrofuran (1.6J µg/L x5=8)

P Popp, 1/22/2021

Re: **Grafton Lime Kiln LF**

Work Order: **20060564**

Dear Marita,

ALS Environmental received 1 sample on 05-Jun-2020 10:30 AM for the analyses presented in the following report.

The analytical data provided relates directly to the samples received by ALS Environmental - Holland and for only the analyses requested.

Sample results are compliant with industry accepted practices and Quality Control results achieved laboratory specifications. Any exceptions are noted in the Case Narrative, or noted with qualifiers in the report or QC batch information. Should this laboratory report need to be reproduced, it should be reproduced in full unless written approval has been obtained from ALS Environmental. Samples will be disposed in 30 days unless storage arrangements are made.

The total number of pages in this report is 16.

If you have any questions regarding this report, please feel free to contact me:

ADDRESS: 3352 128th Avenue, Holland, MI, USA
PHONE: +1 (616) 399-6070 FAX: +1 (616) 399-6185

Sincerely,

Electronically approved by: Chad Whelton

Chad Whelton
Project Manager

Report of Laboratory Analysis

Certificate No: MN 026-999-449

ALS GROUP USA, CORP Part of the ALS Laboratory Group A Campbell Brothers Limited Company

Environmental

www.alsglobal.com

RIGHT SOLUTIONS RIGHT PARTNER

Client: TRC Environmental Corporation
Project: Grafton Lime Kiln LF
Work Order: 20060564

Work Order Sample Summary

<u>Lab Samp ID</u>	<u>Client Sample ID</u>	<u>Matrix</u>	<u>Tag Number</u>	<u>Collection Date</u>	<u>Date Received</u>	<u>Hold</u>
20060564-01	P7B	Groundwater		6/4/2020 10:35	6/5/2020 10:30	<input type="checkbox"/>

Client: TRC Environmental Corporation
Project: Grafton Lime Kiln LF
Work Order: 20060564

Case Narrative

Samples for the above noted Work Order were received on 06/05/2020. The attached "Sample Receipt Checklist" documents the status of custody seals, container integrity, sample condition, preservation, and temperature compliance.

In order to ensure compliance with NR 149 criteria, please note the following report format:

- (1) The Limit of Detection (LOD) is reported as the MDL (Method Detection Limit)
- (2) The Limit of Quantitation (LOQ) is reported as the PQL (Practical Quantitation Limit)
- (3) All reported concentrations, including those for the LOD and LOQ, are adjusted for any required dilutions
- (4) All reported concentrations, including those for the LOD and LOQ, are adjusted for moisture content when samples are reported on a dry weight basis.

Samples were analyzed according to the analytical methodology previously documented in the "Work Order Acknowledgement". Methodologies are also documented in the "Analytical Result" section for each sample. Quality control results are listed in the "QC Report" section. Detail as to the associated samples can be found at the end of each batch summary. If applicable, results are appropriately qualified in the Analytical Result and QC Report sections. The "Qualifiers" section documents the various qualifiers, acronyms, and units utilized in reporting.

With the following exceptions, all sample analyses achieved analytical criteria.

Volatile Organics

Batch R290163b, Method WI_VOC_8260_W, Sample VLCSW1-200608: The LCS recovery was above the upper control limit for Dichlorofluoromethane. All the sample results in the batch were non-detect. No qualification is required.

Client: TRC Environmental Corporation
Project: Grafton Lime Kiln LF
WorkOrder: 20060564

**QUALIFIERS,
ACRONYMS, UNITS**

<u>Qualifier</u>	<u>Description</u>
*	Value exceeds Regulatory Limit
**	Estimated Value
a	Analyte is non-accredited
B	Analyte detected in the associated Method Blank above the Reporting Limit
E	Value above quantitation range
H	Analyzed outside of Holding Time
Hr	BOD/CBOD - Sample was reset outside Hold Time, value should be considered estimated.
J	Analyte is present at an estimated concentration between the MDL and Report Limit
ND	Not Detected at the Reporting Limit
O	Sample amount is > 4 times amount spiked
P	Dual Column results percent difference > 40%
R	RPD above laboratory control limit
S	Spike Recovery outside laboratory control limits
U	Analyzed but not detected above the MDL
X	Analyte was detected in the Method Blank between the MDL and Reporting Limit, sample results may exhibit background or reagent contamination at the observed level.

<u>Acronym</u>	<u>Description</u>
DUP	Method Duplicate
LCS	Laboratory Control Sample
LCS D	Laboratory Control Sample Duplicate
LOD	Limit of Detection (see MDL)
LOQ	Limit of Quantitation (see PQL)
MBLK	Method Blank
MDL	Method Detection Limit
MS	Matrix Spike
MSD	Matrix Spike Duplicate
PQL	Practical Quantitation Limit
RPD	Relative Percent Difference
TDL	Target Detection Limit
TNTC	Too Numerous To Count
A	APHA Standard Methods
D	ASTM
E	EPA
SW	SW-846 Update III

<u>Units Reported</u>	<u>Description</u>
µg/L	Micrograms per Liter

ALS Group, USA

Date: 09-Jun-20

Client: TRC Environmental Corporation
Project: Grafton Lime Kiln LF
Sample ID: P7B
Collection Date: 6/4/2020 10:35 AM

Work Order: 20060564
Lab ID: 20060564-01
Matrix: GROUNDWATER

Analyses	Result	Qual	MDL	Report Limit	Units	Dilution Factor	Date Analyzed
VOLATILE ORGANIC COMPOUNDS			Method: SW8260C			Analyst: BG	
1,1,1-Trichloroethane	U		0.46	1.5	µg/L	1	6/8/2020 17:35
1,1,2,2-Tetrachloroethane	U		0.40	1.3	µg/L	1	6/8/2020 17:35
1,1,2-Trichloroethane	U		0.46	1.5	µg/L	1	6/8/2020 17:35
1,1,2-Trichlorotrifluoroethane	U		0.52	1.7	µg/L	1	6/8/2020 17:35
1,1-Dichloroethane	U		0.44	1.5	µg/L	1	6/8/2020 17:35
1,1-Dichloroethene	U		0.40	1.4	µg/L	1	6/8/2020 17:35
1,2,3-Trichlorobenzene	U		0.42	1.4	µg/L	1	6/8/2020 17:35
1,2,4-Trichlorobenzene	U		0.45	1.5	µg/L	1	6/8/2020 17:35
1,2,4-Trimethylbenzene	U		0.45	1.5	µg/L	1	6/8/2020 17:35
1,2-Dibromo-3-chloropropane	U		0.43	1.4	µg/L	1	6/8/2020 17:35
1,2-Dibromoethane	U		0.41	1.4	µg/L	1	6/8/2020 17:35
1,2-Dichlorobenzene	U		0.32	1.1	µg/L	1	6/8/2020 17:35
1,2-Dichloroethane	U		0.44	1.4	µg/L	1	6/8/2020 17:35
1,2-Dichloropropane	U		0.48	1.6	µg/L	1	6/8/2020 17:35
1,3,5-Trimethylbenzene	U		0.65	2.2	µg/L	1	6/8/2020 17:35
1,3-Dichlorobenzene	U		0.33	1.1	µg/L	1	6/8/2020 17:35
1,4-Dichlorobenzene	U		0.35	1.2	µg/L	1	6/8/2020 17:35
2-Butanone	U		0.52	1.7	µg/L	1	6/8/2020 17:35
2-Hexanone	U		0.59	2.0	µg/L	1	6/8/2020 17:35
4-Methyl-2-pentanone	U		0.52	1.7	µg/L	1	6/8/2020 17:35
Acetone	U		6.2	21	µg/L	1	6/8/2020 17:35
Benzene	U		0.46	1.5	µg/L	1	6/8/2020 17:35
Bromochloromethane	U		0.45	1.5	µg/L	1	6/8/2020 17:35
Bromodichloromethane	U		0.49	1.6	µg/L	1	6/8/2020 17:35
Bromoform	U		0.56	1.9	µg/L	1	6/8/2020 17:35
Bromomethane	U		0.90	3.0	µg/L	1	6/8/2020 17:35
Carbon disulfide	U		0.49	1.6	µg/L	1	6/8/2020 17:35
Carbon tetrachloride	U		0.40	1.4	µg/L	1	6/8/2020 17:35
Chlorobenzene	U		0.40	1.3	µg/L	1	6/8/2020 17:35
Chloroethane	U		0.68	2.3	µg/L	1	6/8/2020 17:35
Chloroform	U		0.46	1.5	µg/L	1	6/8/2020 17:35
Chloromethane	0.83	J	0.83	2.8	µg/L	1	6/8/2020 17:35
cis-1,2-Dichloroethene	0.43	J	0.42	1.4	µg/L	1	6/8/2020 17:35
cis-1,3-Dichloropropene	U		0.57	1.9	µg/L	1	6/8/2020 17:35
Cyclohexane	U		0.63	2.1	µg/L	1	6/8/2020 17:35
Dibromochloromethane	U		0.40	1.3	µg/L	1	6/8/2020 17:35
Dichlorodifluoromethane	U		0.68	2.3	µg/L	1	6/8/2020 17:35
Ethylbenzene	U		0.34	1.1	µg/L	1	6/8/2020 17:35

Note: See Qualifiers page for a list of qualifiers and their definitions.

ALS Group, USA

Date: 09-Jun-20

Client: TRC Environmental Corporation
Project: Grafton Lime Kiln LF
Sample ID: P7B
Collection Date: 6/4/2020 10:35 AM

Work Order: 20060564
Lab ID: 20060564-01
Matrix: GROUNDWATER

Analyses	Result	Qual	MDL	Report Limit	Units	Dilution Factor	Date Analyzed
Isopropylbenzene	U		0.35	1.2	µg/L	1	6/8/2020 17:35
m,p-Xylene	U		0.81	2.7	µg/L	1	6/8/2020 17:35
Methyl acetate	U		0.59	2.0	µg/L	1	6/8/2020 17:35
Methyl tert-butyl ether	U		0.45	1.5	µg/L	1	6/8/2020 17:35
Methylcyclohexane	U		0.35	1.2	µg/L	1	6/8/2020 17:35
Methylene chloride	U		0.86	2.9	µg/L	1	6/8/2020 17:35
Naphthalene	U		0.77	2.6	µg/L	1	6/8/2020 17:35
o-Xylene	U		0.31	1.0	µg/L	1	6/8/2020 17:35
Styrene	U		0.33	1.1	µg/L	1	6/8/2020 17:35
Tetrachloroethene	U		0.39	1.3	µg/L	1	6/8/2020 17:35
Tetrahydrofuran	U		0.73	2.4	µg/L	1	6/8/2020 17:35
Toluene	U		0.45	1.5	µg/L	1	6/8/2020 17:35
trans-1,2-Dichloroethene	U		0.48	1.6	µg/L	1	6/8/2020 17:35
trans-1,3-Dichloropropene	U		0.38	2.7	µg/L	1	6/8/2020 17:35
Trichloroethene	U		0.43	1.4	µg/L	1	6/8/2020 17:35
Trichlorofluoromethane	U		0.52	1.7	µg/L	1	6/8/2020 17:35
Vinyl chloride	U		0.53	1.8	µg/L	1	6/8/2020 17:35
Xylenes, Total	U		0.81	4.4	µg/L	1	6/8/2020 17:35
<i>Surr: 1,2-Dichloroethane-d4</i>	99.4			75-120	%REC	1	6/8/2020 17:35
<i>Surr: 4-Bromofluorobenzene</i>	97.8			80-110	%REC	1	6/8/2020 17:35
<i>Surr: Dibromofluoromethane</i>	97.6			85-115	%REC	1	6/8/2020 17:35
<i>Surr: Toluene-d8</i>	103			85-110	%REC	1	6/8/2020 17:35

Note: See Qualifiers page for a list of qualifiers and their definitions.

Client: TRC Environmental Corporation
Work Order: 20060564
Project: Grafton Lime Kiln LF

QC BATCH REPORT

Batch ID: **R290163b** Instrument ID **VMS6** Method: **SW8260C**

MBLK	Sample ID: VBLKW1-200608-R290163b		Units: µg/L	Analysis Date: 6/8/2020 02:26 PM						
Client ID:	Run ID: VMS6_200608A	SeqNo: 6467437	Prep Date:	DF: 1						
Analyte	Result	PQL	SPK Val	SPK Ref Value	%REC	Control Limit	RPD Ref Value	%RPD	RPD Limit	Qual

1,1,1-Trichloroethane	U	1.5								
1,1,2,2-Tetrachloroethane	U	1.3								
1,1,2-Trichloroethane	U	1.5								
1,1,2-Trichlorotrifluoroethane	U	1.7								
1,1-Dichloroethane	U	1.5								
1,1-Dichloroethene	U	1.4								
1,2,3-Trichlorobenzene	U	1.4								
1,2,4-Trichlorobenzene	U	1.5								
1,2,4-Trimethylbenzene	U	1.5								
1,2-Dibromo-3-chloropropane	U	1.4								
1,2-Dibromoethane	U	1.4								
1,2-Dichlorobenzene	U	1.1								
1,2-Dichloroethane	U	1.4								
1,2-Dichloropropane	U	1.6								
1,3,5-Trimethylbenzene	U	2.2								
1,3-Dichlorobenzene	U	1.1								
1,4-Dichlorobenzene	U	1.2								
2-Butanone	U	1.7								
2-Hexanone	U	2.0								
4-Methyl-2-pentanone	U	1.7								
Acetone	U	21								
Benzene	U	1.5								
Bromochloromethane	U	1.5								
Bromodichloromethane	U	1.6								
Bromoform	U	1.9								
Bromomethane	U	3.0								
Carbon disulfide	U	1.6								
Carbon tetrachloride	U	1.4								
Chlorobenzene	U	1.3								
Chloroethane	U	2.3								
Chloroform	U	1.5								
Chloromethane	U	2.8								
cis-1,2-Dichloroethene	U	1.4								
cis-1,3-Dichloropropene	U	1.9								
Cyclohexane	U	2.1								
Dibromochloromethane	U	1.3								
Dichlorodifluoromethane	U	2.3								
Ethylbenzene	U	1.1								
Isopropylbenzene	U	1.2								
m,p-Xylene	U	2.7								
Methyl acetate	U	2.0								

Note: See Qualifiers Page for a list of Qualifiers and their explanation.

Client: TRC Environmental Corporation

Work Order: 20060564

Project: Grafton Lime Kiln LF

QC BATCH REPORT

Batch ID: **R290163b** Instrument ID **VMS6** Method: **SW8260C**

Methyl tert-butyl ether	U	1.5						
Methylcyclohexane	U	1.2						
Methylene chloride	U	2.9						
Naphthalene	U	2.6						
o-Xylene	U	1.0						
Styrene	U	1.1						
Tetrachloroethene	U	1.3						
Tetrahydrofuran	U	2.4						
Toluene	U	1.5						
trans-1,2-Dichloroethene	U	1.6						
trans-1,3-Dichloropropene	U	2.7						
Trichloroethene	U	1.4						
Trichlorofluoromethane	U	1.7						
Vinyl chloride	U	1.8						
Xylenes, Total	U	4.4						
<i>Surr: 1,2-Dichloroethane-d4</i>	<i>19.52</i>	<i>0</i>	<i>20</i>	<i>0</i>	<i>97.6</i>	<i>75-120</i>	<i>0</i>	
<i>Surr: 4-Bromofluorobenzene</i>	<i>17.43</i>	<i>0</i>	<i>20</i>	<i>0</i>	<i>87.2</i>	<i>80-110</i>	<i>0</i>	
<i>Surr: Dibromofluoromethane</i>	<i>18.06</i>	<i>0</i>	<i>20</i>	<i>0</i>	<i>90.3</i>	<i>85-115</i>	<i>0</i>	
<i>Surr: Toluene-d8</i>	<i>20.08</i>	<i>0</i>	<i>20</i>	<i>0</i>	<i>100</i>	<i>85-110</i>	<i>0</i>	

Note: See Qualifiers Page for a list of Qualifiers and their explanation.

Client: TRC Environmental Corporation
 Work Order: 20060564
 Project: Grafton Lime Kiln LF

QC BATCH REPORT

Batch ID: **R290163b** Instrument ID **VMS6** Method: **SW8260C**

LCS		Sample ID: VLCSW1-200608-R290163b				Units: µg/L		Analysis Date: 6/8/2020 01:38 PM		
Client ID:		Run ID: VMS6_200608A			SeqNo: 6467436		Prep Date:		DF: 1	
Analyte	Result	PQL	SPK Val	SPK Ref Value	%REC	Control Limit	RPD Ref Value	%RPD	RPD Limit	Qual
1,1,1-Trichloroethane	18.77	1.5	20	0	93.8	75-130	0			
1,1,2,2-Tetrachloroethane	19.7	1.3	20	0	98.5	75-130	0			
1,1,2-Trichloroethane	19.61	1.5	20	0	98	75-125	0			
1,1-Dichloroethane	21.6	1.5	20	0	108	75-133	0			
1,1-Dichloroethene	21.8	1.4	20	0	109	70-145	0			
1,2,3-Trichlorobenzene	19.81	1.4	20	0	99	70-140	0			
1,2,4-Trichlorobenzene	19.16	1.5	20	0	95.8	70-135	0			
1,2,4-Trimethylbenzene	19.93	1.5	20	0	99.6	75-130	0			
1,2-Dibromo-3-chloropropane	16.74	1.4	20	0	83.7	60-130	0			
1,2-Dibromoethane	20.01	1.4	20	0	100	90-195	0			
1,2-Dichlorobenzene	19.02	1.1	20	0	95.1	70-130	0			
1,2-Dichloroethane	18.55	1.4	20	0	92.8	78-125	0			
1,2-Dichloropropane	18.94	1.6	20	0	94.7	75-125	0			
1,3,5-Trimethylbenzene	20.2	2.2	20	0	101	75-130	0			
1,3-Dichlorobenzene	19.06	1.1	20	0	95.3	75-130	0			
1,4-Dichlorobenzene	18.17	1.2	20	0	90.8	75-130	0			
2-Butanone	18.65	1.7	20	0	93.2	55-150	0			
2-Hexanone	18.05	2.0	20	0	90.2	60-135	0			
4-Methyl-2-pentanone	28.32	1.7	20	0	142	77-178	0			
Acetone	17.82	21	20	0	89.1	60-160	0			J
Benzene	19.04	1.5	20	0	95.2	70-130	0			
Bromochloromethane	18.35	1.5	20	0	91.8	72-141	0			
Bromodichloromethane	19.86	1.6	20	0	99.3	75-125	0			
Bromoform	17.74	1.9	20	0	88.7	60-125	0			
Bromomethane	27.49	3.0	20	0	137	30-185	0			
Carbon disulfide	22.81	1.6	20	0	114	60-165	0			
Carbon tetrachloride	17.33	1.4	20	0	86.6	65-140	0			
Chlorobenzene	19.24	1.3	20	0	96.2	80-120	0			
Chloroethane	21.01	2.3	20	0	105	31-172	0			
Chloroform	19.41	1.5	20	0	97	66-135	0			
Chloromethane	21.65	2.8	20	0	108	46-148	0			
cis-1,2-Dichloroethene	20.33	1.4	20	0	102	75-134	0			
cis-1,3-Dichloropropene	19.54	1.9	20	0	97.7	70-130	0			
Dibromochloromethane	17.55	1.3	20	0	87.8	60-115	0			
Dichlorodifluoromethane	24.46	2.3	20	0	122	20-120	0			S
Ethylbenzene	19.29	1.1	20	0	96.4	76-123	0			
Isopropylbenzene	20.02	1.2	20	0	100	80-127	0			
m,p-Xylene	39.8	2.7	40	0	99.5	75-130	0			
Methyl tert-butyl ether	21.22	1.5	20	0	106	80-130	0			
Methylene chloride	19.91	2.9	20	0	99.6	72-125	0			
Naphthalene	20.07	2.6	20	0	100	55-160	0			
o-Xylene	20.44	1.0	20	0	102	80-125	0			

Note: See Qualifiers Page for a list of Qualifiers and their explanation.

Client: TRC Environmental Corporation

Work Order: 20060564

Project: Grafton Lime Kiln LF

QC BATCH REPORT

Batch ID: R290163b	Instrument ID VMS6	Method: SW8260C					
Styrene	20.29	1.1	20	0	101	83-137	0
Tetrachloroethene	19.79	1.3	20	0	99	68-166	0
Tetrahydrofuran	19.12	2.4	20	0	95.6	54-139	0
Toluene	19.18	1.5	20	0	95.9	76-125	0
trans-1,2-Dichloroethene	21	1.6	20	0	105	80-140	0
trans-1,3-Dichloropropene	19.77	2.7	20	0	98.8	56-132	0
Trichloroethene	18.52	1.4	20	0	92.6	77-125	0
Trichlorofluoromethane	15.39	1.7	20	0	77	60-140	0
Vinyl chloride	21.85	1.8	20	0	109	50-136	0
Xylenes, Total	60.24	4.4	60	0	100	80-126	0
<i>Surr: 1,2-Dichloroethane-d4</i>	<i>18.82</i>	<i>0</i>	<i>20</i>	<i>0</i>	<i>94.1</i>	<i>75-120</i>	<i>0</i>
<i>Surr: 4-Bromofluorobenzene</i>	<i>19.63</i>	<i>0</i>	<i>20</i>	<i>0</i>	<i>98.2</i>	<i>80-110</i>	<i>0</i>
<i>Surr: Dibromofluoromethane</i>	<i>18.39</i>	<i>0</i>	<i>20</i>	<i>0</i>	<i>92</i>	<i>85-115</i>	<i>0</i>
<i>Surr: Toluene-d8</i>	<i>20.33</i>	<i>0</i>	<i>20</i>	<i>0</i>	<i>102</i>	<i>85-110</i>	<i>0</i>

Note: See Qualifiers Page for a list of Qualifiers and their explanation.

Client: TRC Environmental Corporation

QC BATCH REPORT

Work Order: 20060564

Project: Grafton Lime Kiln LF

MS/MSD were performed on non-project samples.

Batch ID: **R290163b** Instrument ID **VMS6** Method: **SW8260C**

MS		Sample ID: 20060246-11A MS				Units: µg/L		Analysis Date: 6/8/2020 10:44 PM		
Client ID:		Run ID: VMS6_200608A		SeqNo: 6467458		Prep Date:		DF: 100		
Analyte	Result	PQL	SPK Val	SPK Ref Value	%REC	Control Limit	RPD Ref Value	%RPD	RPD Limit	Qual
1,1,1-Trichloroethane	1933	150	2000	0	96.6	75-130	0			
1,1,2,2-Tetrachloroethane	1875	130	2000	0	93.8	75-130	0			
1,1,2-Trichloroethane	1900	150	2000	0	95	75-125	0			
1,1-Dichloroethane	2129	150	2000	0	106	75-133	0			
1,1-Dichloroethene	2326	140	2000	0	116	70-145	0			
1,2,3-Trichlorobenzene	1871	140	2000	0	93.6	70-140	0			
1,2,4-Trichlorobenzene	1844	150	2000	0	92.2	70-135	0			
1,2,4-Trimethylbenzene	1986	150	2000	27	98	75-130	0			
1,2-Dibromo-3-chloropropane	1875	140	2000	0	93.8	60-130	0			
1,2-Dibromoethane	2006	140	2000	0	100	90-195	0			
1,2-Dichlorobenzene	1859	110	2000	0	93	70-130	0			
1,2-Dichloroethane	1807	140	2000	0	90.4	78-125	0			
1,2-Dichloropropane	1966	160	2000	0	98.3	75-125	0			
1,3,5-Trimethylbenzene	1865	220	2000	0	93.2	75-130	0			
1,3-Dichlorobenzene	1890	110	2000	0	94.5	75-130	0			
1,4-Dichlorobenzene	1763	120	2000	0	88.2	75-130	0			
2-Butanone	2167	170	2000	0	108	55-150	0			
2-Hexanone	1973	200	2000	0	98.6	60-135	0			
4-Methyl-2-pentanone	2893	170	2000	0	145	77-178	0			
Acetone	2227	2,100	2000	0	111	60-160	0			
Benzene	4311	150	2000	2039	114	70-130	0			
Bromochloromethane	1930	150	2000	0	96.5	72-141	0			
Bromodichloromethane	1931	160	2000	0	96.6	75-125	0			
Bromoform	1563	190	2000	0	78.2	60-125	0			
Bromomethane	1832	300	2000	0	91.6	30-185	0			
Carbon disulfide	2316	160	2000	0	116	60-165	0			
Carbon tetrachloride	1878	140	2000	0	93.9	65-140	0			
Chlorobenzene	1792	130	2000	0	89.6	80-120	0			
Chloroethane	2282	230	2000	0	114	31-172	0			
Chloroform	2009	150	2000	0	100	66-135	0			
Chloromethane	2218	280	2000	0	111	46-148	0			
cis-1,2-Dichloroethene	2037	140	2000	0	102	75-134	0			
cis-1,3-Dichloropropene	1869	190	2000	0	93.4	70-130	0			
Dibromochloromethane	1692	130	2000	0	84.6	60-115	0			
Dichlorodifluoromethane	2555	230	2000	0	128	20-120	0			S
Ethylbenzene	1888	110	2000	0	94.4	76-123	0			
Isopropylbenzene	1917	120	2000	0	95.8	80-127	0			
m,p-Xylene	3852	270	4000	71	94.5	75-130	0			
Methyl tert-butyl ether	2256	150	2000	0	113	80-130	0			
Methylene chloride	2043	290	2000	0	102	72-125	0			
Naphthalene	2015	260	2000	0	101	55-160	0			
o-Xylene	1911	100	2000	32	94	80-125	0			

Note: See Qualifiers Page for a list of Qualifiers and their explanation.

Client: TRC Environmental Corporation

Work Order: 20060564

Project: Grafton Lime Kiln LF

QC BATCH REPORT

Batch ID: R290163b	Instrument ID VMS6	Method: SW8260C					
Styrene	1865	110	2000	0	93.2	83-137	0
Tetrachloroethene	1990	130	2000	0	99.5	68-166	0
Tetrahydrofuran	2178	240	2000	0	109	54-139	0
Toluene	1991	150	2000	73	95.9	76-125	0
trans-1,2-Dichloroethene	2234	160	2000	0	112	80-140	0
trans-1,3-Dichloropropene	1747	270	2000	0	87.4	56-132	0
Trichloroethene	1964	140	2000	0	98.2	77-125	0
Trichlorofluoromethane	1636	170	2000	0	81.8	60-140	0
Vinyl chloride	2294	180	2000	0	115	50-136	0
Xylenes, Total	5763	440	6000	32	95.5	80-126	0
<i>Surr: 1,2-Dichloroethane-d4</i>	2039	0	2000	0	102	75-120	0
<i>Surr: 4-Bromofluorobenzene</i>	1900	0	2000	0	95	80-110	0
<i>Surr: Dibromofluoromethane</i>	1939	0	2000	0	97	85-115	0
<i>Surr: Toluene-d8</i>	1996	0	2000	0	99.8	85-110	0

Note: See Qualifiers Page for a list of Qualifiers and their explanation.

Client: TRC Environmental Corporation
 Work Order: 20060564
 Project: Grafton Lime Kiln LF

QC BATCH REPORT

Batch ID: **R290163b** Instrument ID **VMS6** Method: **SW8260C**

MSD		Sample ID: 20060246-11A MSD				Units: µg/L		Analysis Date: 6/8/2020 11:08 PM		
Client ID:		Run ID: VMS6_200608A			SeqNo: 6467459		Prep Date:		DF: 100	
Analyte	Result	PQL	SPK Val	SPK Ref Value	%REC	Control Limit	RPD Ref Value	%RPD	RPD Limit	Qual
1,1,1-Trichloroethane	2017	150	2000	0	101	75-130	1933	4.25	30	
1,1,2,2-Tetrachloroethane	1940	130	2000	0	97	75-130	1875	3.41	30	
1,1,2-Trichloroethane	1899	150	2000	0	95	75-125	1900	0.0526	30	
1,1-Dichloroethane	2087	150	2000	0	104	75-133	2129	1.99	30	
1,1-Dichloroethene	2262	140	2000	0	113	70-145	2326	2.79	30	
1,2,3-Trichlorobenzene	1977	140	2000	0	98.8	70-140	1871	5.51	30	
1,2,4-Trichlorobenzene	1961	150	2000	0	98	70-135	1844	6.15	30	
1,2,4-Trimethylbenzene	1979	150	2000	27	97.6	75-130	1986	0.353	30	
1,2-Dibromo-3-chloropropane	1841	140	2000	0	92	60-130	1875	1.83	30	
1,2-Dibromoethane	2040	140	2000	0	102	90-195	2006	1.68	30	
1,2-Dichlorobenzene	1935	110	2000	0	96.8	70-130	1859	4.01	30	
1,2-Dichloroethane	1872	140	2000	0	93.6	78-125	1807	3.53	30	
1,2-Dichloropropane	1945	160	2000	0	97.2	75-125	1966	1.07	30	
1,3,5-Trimethylbenzene	2002	220	2000	0	100	75-130	1865	7.09	30	
1,3-Dichlorobenzene	2014	110	2000	0	101	75-130	1890	6.35	30	
1,4-Dichlorobenzene	1856	120	2000	0	92.8	75-130	1763	5.14	30	
2-Butanone	1978	170	2000	0	98.9	55-150	2167	9.12	30	
2-Hexanone	1881	200	2000	0	94	60-135	1973	4.77	30	
4-Methyl-2-pentanone	2731	170	2000	0	137	77-178	2893	5.76	30	
Acetone	1893	2,100	2000	0	94.6	60-160	2227	0	30	J
Benzene	4219	150	2000	2039	109	70-130	4311	2.16	30	
Bromochloromethane	1874	150	2000	0	93.7	72-141	1930	2.94	30	
Bromodichloromethane	1923	160	2000	0	96.2	75-125	1931	0.415	30	
Bromoform	1695	190	2000	0	84.8	60-125	1563	8.1	30	
Bromomethane	2091	300	2000	0	105	30-185	1832	13.2	30	
Carbon disulfide	2280	160	2000	0	114	60-165	2316	1.57	30	
Carbon tetrachloride	1917	140	2000	0	95.8	65-140	1878	2.06	30	
Chlorobenzene	1862	130	2000	0	93.1	80-120	1792	3.83	30	
Chloroethane	2182	230	2000	0	109	31-172	2282	4.48	30	
Chloroform	1983	150	2000	0	99.2	66-135	2009	1.3	30	
Chloromethane	2133	280	2000	0	107	46-148	2218	3.91	30	
cis-1,2-Dichloroethene	1994	140	2000	0	99.7	75-134	2037	2.13	30	
cis-1,3-Dichloropropene	1922	190	2000	0	96.1	70-130	1869	2.8	30	
Dibromochloromethane	1749	130	2000	0	87.4	60-115	1692	3.31	30	
Dichlorodifluoromethane	2376	230	2000	0	119	20-120	2555	7.26	30	
Ethylbenzene	2025	110	2000	0	101	76-123	1888	7	30	
Isopropylbenzene	2042	120	2000	0	102	80-127	1917	6.31	30	
m,p-Xylene	4129	270	4000	71	101	75-130	3852	6.94	30	
Methyl tert-butyl ether	2125	150	2000	0	106	80-130	2256	5.98	30	
Methylene chloride	1952	290	2000	0	97.6	72-125	2043	4.56	30	
Naphthalene	2071	260	2000	0	104	55-160	2015	2.74	30	
o-Xylene	2041	100	2000	32	100	80-125	1911	6.58	30	

Note: See Qualifiers Page for a list of Qualifiers and their explanation.

Client: TRC Environmental Corporation

Work Order: 20060564

Project: Grafton Lime Kiln LF

QC BATCH REPORT

Batch ID: R290163b	Instrument ID VMS6		Method: SW8260C							
Styrene	1997	110	2000	0	99.8	83-137	1865	6.84	30	
Tetrachloroethene	2107	130	2000	0	105	68-166	1990	5.71	30	
Tetrahydrofuran	2042	240	2000	0	102	54-139	2178	6.45	30	
Toluene	2054	150	2000	73	99	76-125	1991	3.11	30	
trans-1,2-Dichloroethene	2118	160	2000	0	106	80-140	2234	5.33	30	
trans-1,3-Dichloropropene	1850	270	2000	0	92.5	56-132	1747	5.73	30	
Trichloroethene	1927	140	2000	0	96.4	77-125	1964	1.9	30	
Trichlorofluoromethane	1558	170	2000	0	77.9	60-140	1636	4.88	30	
Vinyl chloride	2155	180	2000	0	108	50-136	2294	6.25	30	
Xylenes, Total	6170	440	6000	32	102	80-126	5763	6.82	30	
<i>Surr: 1,2-Dichloroethane-d4</i>	<i>1897</i>	<i>0</i>	<i>2000</i>	<i>0</i>	<i>94.8</i>	<i>75-120</i>	<i>2039</i>	<i>7.22</i>	<i>30</i>	
<i>Surr: 4-Bromofluorobenzene</i>	<i>1963</i>	<i>0</i>	<i>2000</i>	<i>0</i>	<i>98.2</i>	<i>80-110</i>	<i>1900</i>	<i>3.26</i>	<i>30</i>	
<i>Surr: Dibromofluoromethane</i>	<i>1940</i>	<i>0</i>	<i>2000</i>	<i>0</i>	<i>97</i>	<i>85-115</i>	<i>1939</i>	<i>0.0516</i>	<i>30</i>	
<i>Surr: Toluene-d8</i>	<i>1972</i>	<i>0</i>	<i>2000</i>	<i>0</i>	<i>98.6</i>	<i>85-110</i>	<i>1996</i>	<i>1.21</i>	<i>30</i>	

The following samples were analyzed in this batch:

20060564-01A

Note: See Qualifiers Page for a list of Qualifiers and their explanation.



Cincinnati, OH
+1 513 733 5336

Fort Collins, CO
+1 970 490 1511

Everett, WA
+1 425 356 2600

Holland, MI
+1 616 399 6070

Chain of Custody Form

Houston, TX
+1 281 530 5656

Spring City, PA
+1 610 948 4903

Middletown, PA
+1 717 944 5541

Salt Lake City, UT
+1 801 266 7700

South Charleston, WV
+1 304 356 3168

York, PA
+1 717 505 5280

Page 1 of 1

COC ID: 192354

ALS Project Manager:

ALS Work Order #: 20060564

Customer Information		Project Information				Parameter/Method Request for Analysis										
Purchase Order		Project Name	<u>Grafton Lime Kiln LF</u>			A	<u>VOCs</u>									
Work Order		Project Number	<u>383236 Project Task 2</u>			B										
Company Name	<u>TRC Environmental Corporation</u>	Bill To Company	<u>TRC Companies Inc</u>			C										
Send Report To	<u>asobbe@trccompanies.com</u>	Invoice Attn	<u>Accounts Payable</u>			D										
Address	<u>190 N. Fairck Boulevard</u>	Address	<u>21 Griffin Road North</u>			E										
	<u>Suite 180</u>		F													
City/State/Zip	<u>Brookfield, WI 53045</u>	City/State/Zip	<u>Windsor, CT 06095</u>			G										
Phone	<u>(262) 873-1210</u>	Phone	<u>(860) 298-9692</u>			H										
Fax		Fax	<u>(860) 298-0395</u>			I										
e-Mail Address		e-Mail Address				J										

No.	Sample Description	Date	Time	Matrix	Pres.	# Bottles	A	B	C	D	E	F	G	H	I	J	Hold
<u>1</u>	<u>P7B</u>	<u>6-4-2020</u>	<u>1035</u>	<u>GW</u>	<u>HCL</u>	<u>3</u>	<u>X</u>										
<u>2</u>																	
<u>3</u>																	
<u>4</u>																	
<u>5</u>																	
<u>6</u>																	
<u>7</u>																	
<u>8</u>																	
<u>9</u>																	
<u>10</u>																	

Sampler(s) Please Print & Sign <u>Aaron Sobbe</u>		Shipment Method <u>Fed Ex</u>		Required Turnaround Time: (Check Box) <input checked="" type="checkbox"/> Std 10 WK Days <input type="checkbox"/> 5 WK Days <input type="checkbox"/> Other <input type="checkbox"/> 2 WK Days <input type="checkbox"/> 24 Hour				Results Due Date:	
Relinquished by: <u>AAS</u>	Date: <u>6-4-2020</u>	Time: <u>1600</u>	Received by: <u>FED EX</u>	Notes:					
Relinquished by: <u>FED EX</u>	Date: <u>6/5/20</u>	Time: <u>1035</u>	Received by (Laboratory): <u>[Signature]</u>	Cooler ID	Cooler Temp.	QC Package: (Check One Box Below)			
Logged by (Laboratory): <u>DES</u>	Date: <u>6/5/20</u>	Time: <u>1515</u>	Checked by (Laboratory): <u>[Signature]</u>	<u>SRI</u>	<u>4.3C</u>	<input type="checkbox"/> Level II Std QC	<input type="checkbox"/> TRRP Check List		
Preservative Key: 1-HCl 2-HNO ₃ 3-H ₂ SO ₄ 4-NaOH 5-Na ₂ S ₂ O ₃ 6-NaHSO ₄ 7-Other 8-4°C 9-5035				<input type="checkbox"/> Level III Std QC/Raw Data	<input type="checkbox"/> TRRP Level IV				
				<input type="checkbox"/> Level IV (SV845)/CLP					
				<input type="checkbox"/> Other					

Note: 1. Any changes must be made in writing once samples and COC Form have been submitted to ALS Environmental.
 2. Unless otherwise agreed in a formal contract, services provided by ALS Environmental are expressly limited to the terms and conditions stated on the reverse.
 3. The Chain of Custody is a legal document. All information must be completed accurately.

Sample Receipt Checklist

Client Name: **TRC - BROOKFIELD**

Date/Time Received: **05-Jun-20 10:30**

Work Order: **20060564**

Received by: **DS**

Checklist completed by Diane Shaw 05-Jun-20
eSignature Date

Reviewed by: Chad Whelton 05-Jun-20
eSignature Date

Matrices: Groundwater

Carrier name: FedEx

Shipping container/cooler in good condition? Yes No Not Present

Custody seals intact on shipping container/cooler? Yes No Not Present

Custody seals intact on sample bottles? Yes No Not Present

Chain of custody present? Yes No

Chain of custody signed when relinquished and received? Yes No

Chain of custody agrees with sample labels? Yes No

Samples in proper container/bottle? Yes No

Sample containers intact? Yes No

Sufficient sample volume for indicated test? Yes No

All samples received within holding time? Yes No

Container/Temp Blank temperature in compliance? Yes No

Sample(s) received on ice? Yes No

Temperature(s)/Thermometer(s): 4.8/4.8 c SR1

Cooler(s)/Kit(s):

Date/Time sample(s) sent to storage: 6/5/2020 3:20:15 PM

Water - VOA vials have zero headspace? Yes No No VOA vials submitted

Water - pH acceptable upon receipt? Yes No N/A

pH adjusted? Yes No N/A

pH adjusted by:

Login Notes:

Client Contacted: Date Contacted: Person Contacted:

Contacted By: Regarding:

Comments:

CorrectiveAction:



10-Sep-2020

Marita Stollenwerk
TRC Environmental Corporation
150 N. Patrick Boulevard
Suite 180
Brookfield, WI 53045

Re: **Grafton Lime Kiln LF**

Dear Marita,

Data assessment (ALS Environmental, Holland, MI/Work Order: 20090222):

All holding times, field and laboratory qc, and blanks met criteria, except as specified below.

- The LCS recoveries were above the upper control limits for Bromomethane and Dichlorodifluoromethane. All the sample results in the batch were non-detect. No qualification is required. Data has been reviewed per TRC data usability guidelines and is usable with the above notations.

- The Continuing Calibration Verification did not meet method acceptance criteria for the following analyte; results are to be considered estimate and qualified as "J": 1,2-Dibromoethane.

- MS/MSD:

The MS and/or MSD recoveries were above the upper control limits for Bromomethane and Dichlorodifluoromethane. Detected values may have a high bias and are qualified "J+"

The MSD recovery was above the upper control limit for Chloroethane. Detected values may have a high bias and are qualified "J+"

The parent sample for 20090222-02A MS was P2B. The MS/MSD were run at a DF=5, diluting out most recoveries. N/A
P Popp, 1/21/2021

ALS Environmental received 15 samples on 02-Sep-2020 10:30 AM for the analyses presented in the following report.

The analytical data provided relates directly to the samples received by ALS Environmental - Holland and for only the analyses requested.

Sample results are compliant with industry accepted practices and Quality Control results achieved laboratory specifications. Any exceptions are noted in the Case Narrative, or noted with qualifiers in the report or QC batch information. Should this laboratory report need to be reproduced, it should be reproduced in full unless written approval has been obtained from ALS Environmental. Samples will be disposed in 30 days unless storage arrangements are made.

The total number of pages in this report is 54.

If you have any questions regarding this report, please feel free to contact me:

ADDRESS: 3352 128th Avenue, Holland, MI, USA
PHONE: +1 (616) 399-6070 FAX: +1 (616) 399-6185

Sincerely,

Electronically approved by: Chad Whelton

Chad Whelton
Project Manager

Report of Laboratory Analysis

Certificate No: MN 026-999-449

ALS GROUP USA, CORP Part of the ALS Laboratory Group A Campbell Brothers Limited Company

Client: TRC Environmental Corporation
Project: Grafton Lime Kiln LF
Work Order: 20090222

Work Order Sample Summary

<u>Lab Samp ID</u>	<u>Client Sample ID</u>	<u>Matrix</u>	<u>Tag Number</u>	<u>Collection Date</u>	<u>Date Received</u>	<u>Hold</u>
20090222-01	MW2A	Water		9/1/2020 11:25	9/2/2020 10:30	<input type="checkbox"/>
20090222-02	P2B	Water		8/31/2020 08:08	9/2/2020 10:30	<input type="checkbox"/>
20090222-03	P3B	Water		8/31/2020 10:40	9/2/2020 10:30	<input type="checkbox"/>
20090222-04	P7B	Water		8/31/2020 12:15	9/2/2020 10:30	<input type="checkbox"/>
20090222-05	MW8A	Water		9/1/2020 08:13	9/2/2020 10:30	<input type="checkbox"/>
20090222-06	P8B	Water		9/1/2020 09:15	9/2/2020 10:30	<input type="checkbox"/>
20090222-07	P9B	Water		9/1/2020 10:30	9/2/2020 10:30	<input type="checkbox"/>
20090222-08	P10B	Water		8/31/2020 09:30	9/2/2020 10:30	<input type="checkbox"/>
20090222-09	PW1716LR	Water		8/31/2020 11:30	9/2/2020 10:30	<input type="checkbox"/>
20090222-10	PW717HC	Water		9/1/2020 12:00	9/2/2020 10:30	<input type="checkbox"/>
20090222-11	PW1530LR	Water		9/1/2020 12:35	9/2/2020 10:30	<input type="checkbox"/>
20090222-12	PW461HR	Water		9/1/2020 13:00	9/2/2020 10:30	<input type="checkbox"/>
20090222-13	PW1587LR	Water		9/1/2020 13:25	9/2/2020 10:30	<input type="checkbox"/>
20090222-14	DUP-1	Water		9/1/2020	9/2/2020 10:30	<input type="checkbox"/>
20090222-15	Trip Blank	Water		9/1/2020	9/2/2020 10:30	<input type="checkbox"/>

Client: TRC Environmental Corporation
Project: Grafton Lime Kiln LF
Work Order: 20090222

Case Narrative

Samples for the above noted Work Order were received on 09/02/2020. The attached "Sample Receipt Checklist" documents the status of custody seals, container integrity, sample condition, preservation, and temperature compliance.

In order to ensure compliance with NR 149 criteria, please note the following report format:

- (1) The Limit of Detection (LOD) is reported as the MDL (Method Detection Limit)
- (2) The Limit of Quantitation (LOQ) is reported as the PQL (Practical Quantitation Limit)
- (3) All reported concentrations, including those for the LOD and LOQ, are adjusted for any required dilutions
- (4) All reported concentrations, including those for the LOD and LOQ, are adjusted for moisture content when samples are reported on a dry weight basis.

Samples were analyzed according to the analytical methodology previously documented in the "Work Order Acknowledgement". Methodologies are also documented in the "Analytical Result" section for each sample. Quality control results are listed in the "QC Report" section. Detail as to the associated samples can be found at the end of each batch summary. If applicable, results are appropriately qualified in the Analytical Result and QC Report sections. The "Qualifiers" section documents the various qualifiers, acronyms, and units utilized in reporting.

With the following exceptions, all sample analyses achieved analytical criteria.

Volatile Organics

Batch R297530w, Method WI_VOC_8260_W, Sample 20090222-14A MS/MSD: The MS/MSD recoveries were above the upper control limits for Bromomethane and Dichlorodifluoromethane. The corresponding results in the parent sample were non-detect, therefore no qualification is required.

Batch R297530w, Method WI_VOC_8260_W, Sample 20090222-14A MSD: The MSD recovery was above the upper control limit for Chloroethane. However, the MS recovery and the RPD between the MS and MSD were within control limits. No qualification is required.

Batch R297530w, Method WI_VOC_8260_W, Sample VLCSW1-200907: The LCS recoveries were above the upper control limits for Bromomethane and Dichlorodifluoromethane. All the sample results in the batch were non-detect. No qualification is required.

Batch R297655B, Method WI_VOC_8260_W, Samples 20090222-01A, -02A, -05A, -06A, and -14A: The Continuing Calibration Verification did not meet method acceptance criteria for the following analytes; results are to be considered estimate: 1,2-Dibromoethane.

Client: TRC Environmental Corporation
Project: Grafton Lime Kiln LF
Work Order: 20090222

Case Narrative

Batch R297655B, Method WI_VOC_8260_W, Sample 20090222-02A MS/MSD: The MS/MSD recovery was above the upper control limit for Bromomethane. The corresponding result in the parent sample was non-detect, therefore no qualification is required.

Batch R297655B, Method WI_VOC_8260_W, Sample 20090222-02A MS/MSD: The MS/MSD recoveries were below the lower control limits for multiple compounds per the QC report. The corresponding results in the parent sample may be biased low for these analytes.

Batch R297655B, Method WI_VOC_8260_W, Sample VLCSW1-200908: The LCS recoveries were above the upper control limits for Bromomethane and Dichlorodifluoromethane. All the sample results in the batch were non-detect. No qualification is required.

Client: TRC Environmental Corporation
Project: Grafton Lime Kiln LF
WorkOrder: 20090222

**QUALIFIERS,
ACRONYMS, UNITS**

<u>Qualifier</u>	<u>Description</u>
*	Value exceeds Regulatory Limit
**	Estimated Value
a	Analyte is non-accredited
B	Analyte detected in the associated Method Blank above the Reporting Limit
E	Value above quantitation range
H	Analyzed outside of Holding Time
Hr	BOD/CBOD - Sample was reset outside Hold Time, value should be considered estimated.
J	Analyte is present at an estimated concentration between the MDL and Report Limit
ND	Not Detected at the Reporting Limit
O	Sample amount is > 4 times amount spiked
P	Dual Column results percent difference > 40%
R	RPD above laboratory control limit
S	Spike Recovery outside laboratory control limits
U	Analyzed but not detected above the MDL
X	Analyte was detected in the Method Blank between the MDL and Reporting Limit, sample results may exhibit background or reagent contamination at the observed level.

<u>Acronym</u>	<u>Description</u>
DUP	Method Duplicate
LCS	Laboratory Control Sample
LCSD	Laboratory Control Sample Duplicate
LOD	Limit of Detection (see MDL)
LOQ	Limit of Quantitation (see PQL)
MBLK	Method Blank
MDL	Method Detection Limit
MS	Matrix Spike
MSD	Matrix Spike Duplicate
PQL	Practical Quantitation Limit
RPD	Relative Percent Difference
TDL	Target Detection Limit
TNTC	Too Numerous To Count
A	APHA Standard Methods
D	ASTM
E	EPA
SW	SW-846 Update III

<u>Units Reported</u>	<u>Description</u>
µg/L	Micrograms per Liter

ALS Group, USA

Date: 10-Sep-20

Client: TRC Environmental Corporation
Project: Grafton Lime Kiln LF
Sample ID: MW2A
Collection Date: 9/1/2020 11:25 AM

Work Order: 20090222
Lab ID: 20090222-01
Matrix: WATER

Analyses	Result	Qual	MDL	Report Limit	Units	Dilution Factor	Date Analyzed
VOLATILE ORGANIC COMPOUNDS			Method: SW8260C			Analyst: MF	
1,1,1-Trichloroethane	U		0.46	1.5	µg/L	1	9/8/2020 21:55
1,1,2,2-Tetrachloroethane	U		0.40	1.3	µg/L	1	9/8/2020 21:55
1,1,2-Trichloroethane	U		0.46	1.5	µg/L	1	9/8/2020 21:55
1,1,2-Trichlorotrifluoroethane	U		0.52	1.7	µg/L	1	9/8/2020 21:55
1,1-Dichloroethane	8.0		0.44	1.5	µg/L	1	9/8/2020 21:55
1,1-Dichloroethene	U		0.40	1.4	µg/L	1	9/8/2020 21:55
1,2,3-Trichlorobenzene	U		0.42	1.4	µg/L	1	9/8/2020 21:55
1,2,4-Trichlorobenzene	U		0.45	1.5	µg/L	1	9/8/2020 21:55
1,2,4-Trimethylbenzene	U		0.45	1.5	µg/L	1	9/8/2020 21:55
1,2-Dibromo-3-chloropropane	U		0.43	1.4	µg/L	1	9/8/2020 21:55
1,2-Dibromoethane	U		0.41	1.4	µg/L	1	9/8/2020 21:55
1,2-Dichlorobenzene	U		0.32	1.1	µg/L	1	9/8/2020 21:55
1,2-Dichloroethane	U		0.44	1.4	µg/L	1	9/8/2020 21:55
1,2-Dichloropropane	U		0.48	1.6	µg/L	1	9/8/2020 21:55
1,3,5-Trimethylbenzene	U		0.65	2.2	µg/L	1	9/8/2020 21:55
1,3-Dichlorobenzene	U		0.33	1.1	µg/L	1	9/8/2020 21:55
1,4-Dichlorobenzene	U		0.35	1.2	µg/L	1	9/8/2020 21:55
2-Butanone	U		0.52	1.7	µg/L	1	9/8/2020 21:55
2-Hexanone	U		0.59	2.0	µg/L	1	9/8/2020 21:55
4-Methyl-2-pentanone	U		0.52	1.7	µg/L	1	9/8/2020 21:55
Acetone	U		6.2	21	µg/L	1	9/8/2020 21:55
Benzene	U		0.46	1.5	µg/L	1	9/8/2020 21:55
Bromochloromethane	U		0.45	1.5	µg/L	1	9/8/2020 21:55
Bromodichloromethane	U		0.49	1.6	µg/L	1	9/8/2020 21:55
Bromoform	U		0.56	1.9	µg/L	1	9/8/2020 21:55
Bromomethane	U		0.90	3.0	µg/L	1	9/8/2020 21:55
Carbon disulfide	U		0.49	1.6	µg/L	1	9/8/2020 21:55
Carbon tetrachloride	U		0.40	1.4	µg/L	1	9/8/2020 21:55
Chlorobenzene	U		0.40	1.3	µg/L	1	9/8/2020 21:55
Chloroethane	U		0.68	2.3	µg/L	1	9/8/2020 21:55
Chloroform	U		0.46	1.5	µg/L	1	9/8/2020 21:55
Chloromethane	U		0.83	2.8	µg/L	1	9/8/2020 21:55
cis-1,2-Dichloroethene	1.6		0.42	1.4	µg/L	1	9/8/2020 21:55
cis-1,3-Dichloropropene	U		0.57	1.9	µg/L	1	9/8/2020 21:55
Cyclohexane	U		0.63	2.1	µg/L	1	9/8/2020 21:55
Dibromochloromethane	U		0.40	1.3	µg/L	1	9/8/2020 21:55
Dichlorodifluoromethane	U		0.68	2.3	µg/L	1	9/8/2020 21:55
Ethylbenzene	U		0.34	1.1	µg/L	1	9/8/2020 21:55

Note: See Qualifiers page for a list of qualifiers and their definitions.

ALS Group, USA

Date: 10-Sep-20

Client: TRC Environmental Corporation
 Project: Grafton Lime Kiln LF
 Sample ID: MW2A
 Collection Date: 9/1/2020 11:25 AM

Work Order: 20090222
 Lab ID: 20090222-01
 Matrix: WATER

Analyses	Result	Qual	MDL	Report Limit	Units	Dilution Factor	Date Analyzed
Isopropylbenzene	U		0.35	1.2	µg/L	1	9/8/2020 21:55
m,p-Xylene	U		0.81	2.7	µg/L	1	9/8/2020 21:55
Methyl acetate	U		0.59	2.0	µg/L	1	9/8/2020 21:55
Methyl tert-butyl ether	U		0.45	1.5	µg/L	1	9/8/2020 21:55
Methylcyclohexane	U		0.35	1.2	µg/L	1	9/8/2020 21:55
Methylene chloride	U		0.86	2.9	µg/L	1	9/8/2020 21:55
Naphthalene	U		0.77	2.6	µg/L	1	9/8/2020 21:55
o-Xylene	U		0.31	1.0	µg/L	1	9/8/2020 21:55
Styrene	U		0.33	1.1	µg/L	1	9/8/2020 21:55
Tetrachloroethene	U		0.39	1.3	µg/L	1	9/8/2020 21:55
Tetrahydrofuran	U		0.73	2.4	µg/L	1	9/8/2020 21:55
Toluene	U		0.45	1.5	µg/L	1	9/8/2020 21:55
trans-1,2-Dichloroethene	U		0.48	1.6	µg/L	1	9/8/2020 21:55
trans-1,3-Dichloropropene	U		0.38	2.7	µg/L	1	9/8/2020 21:55
Trichloroethene	2.6		0.43	1.4	µg/L	1	9/8/2020 21:55
Trichlorofluoromethane	U		0.52	1.7	µg/L	1	9/8/2020 21:55
Vinyl chloride	4.0		0.53	1.8	µg/L	1	9/8/2020 21:55
Xylenes, Total	U		0.81	4.4	µg/L	1	9/8/2020 21:55
Surr: 1,2-Dichloroethane-d4	102			75-120	%REC	1	9/8/2020 21:55
Surr: 4-Bromofluorobenzene	101			80-110	%REC	1	9/8/2020 21:55
Surr: Dibromofluoromethane	101			85-115	%REC	1	9/8/2020 21:55
Surr: Toluene-d8	102			85-110	%REC	1	9/8/2020 21:55

Note: See Qualifiers page for a list of qualifiers and their definitions.

ALS Group, USA

Date: 10-Sep-20

Client: TRC Environmental Corporation
Project: Grafton Lime Kiln LF
Sample ID: P2B
Collection Date: 8/31/2020 08:08 AM

Work Order: 20090222
Lab ID: 20090222-02
Matrix: WATER

Analyses	Result	Qual	MDL	Report Limit	Units	Dilution Factor	Date Analyzed
VOLATILE ORGANIC COMPOUNDS			Method: SW8260C			Analyst: MF	
1,1,1-Trichloroethane	U		0.46	1.5	µg/L	1	9/9/2020 00:37
1,1,2,2-Tetrachloroethane	U		0.40	1.3	µg/L	1	9/9/2020 00:37
1,1,2-Trichloroethane	U		0.46	1.5	µg/L	1	9/9/2020 00:37
1,1,2-Trichlorotrifluoroethane	U		0.52	1.7	µg/L	1	9/9/2020 00:37
1,1-Dichloroethane	5.1		0.44	1.5	µg/L	1	9/9/2020 00:37
1,1-Dichloroethene	1.0	J	0.40	1.4	µg/L	1	9/9/2020 00:37
1,2,3-Trichlorobenzene	U		0.42	1.4	µg/L	1	9/9/2020 00:37
1,2,4-Trichlorobenzene	U		0.45	1.5	µg/L	1	9/9/2020 00:37
1,2,4-Trimethylbenzene	U		0.45	1.5	µg/L	1	9/9/2020 00:37
1,2-Dibromo-3-chloropropane	U		0.43	1.4	µg/L	1	9/9/2020 00:37
1,2-Dibromoethane	U		0.41	1.4	µg/L	1	9/9/2020 00:37
1,2-Dichlorobenzene	U		0.32	1.1	µg/L	1	9/9/2020 00:37
1,2-Dichloroethane	U		0.44	1.4	µg/L	1	9/9/2020 00:37
1,2-Dichloropropane	U		0.48	1.6	µg/L	1	9/9/2020 00:37
1,3,5-Trimethylbenzene	U		0.65	2.2	µg/L	1	9/9/2020 00:37
1,3-Dichlorobenzene	U		0.33	1.1	µg/L	1	9/9/2020 00:37
1,4-Dichlorobenzene	U		0.35	1.2	µg/L	1	9/9/2020 00:37
2-Butanone	U		0.52	1.7	µg/L	1	9/9/2020 00:37
2-Hexanone	U		0.59	2.0	µg/L	1	9/9/2020 00:37
4-Methyl-2-pentanone	U		0.52	1.7	µg/L	1	9/9/2020 00:37
Acetone	U		6.2	21	µg/L	1	9/9/2020 00:37
Benzene	U		0.46	1.5	µg/L	1	9/9/2020 00:37
Bromochloromethane	U		0.45	1.5	µg/L	1	9/9/2020 00:37
Bromodichloromethane	U		0.49	1.6	µg/L	1	9/9/2020 00:37
Bromoform	U		0.56	1.9	µg/L	1	9/9/2020 00:37
Bromomethane	U		0.90	3.0	µg/L	1	9/9/2020 00:37
Carbon disulfide	U		0.49	1.6	µg/L	1	9/9/2020 00:37
Carbon tetrachloride	U		0.40	1.4	µg/L	1	9/9/2020 00:37
Chlorobenzene	U		0.40	1.3	µg/L	1	9/9/2020 00:37
Chloroethane	U		0.68	2.3	µg/L	1	9/9/2020 00:37
Chloroform	U		0.46	1.5	µg/L	1	9/9/2020 00:37
Chloromethane	U		0.83	2.8	µg/L	1	9/9/2020 00:37
cis-1,2-Dichloroethene	210		2.1	6.9	µg/L	5	9/8/2020 21:38
cis-1,3-Dichloropropene	U		0.57	1.9	µg/L	1	9/9/2020 00:37
Cyclohexane	U		0.63	2.1	µg/L	1	9/9/2020 00:37
Dibromochloromethane	U		0.40	1.3	µg/L	1	9/9/2020 00:37
Dichlorodifluoromethane	U		0.68	2.3	µg/L	1	9/9/2020 00:37
Ethylbenzene	U		0.34	1.1	µg/L	1	9/9/2020 00:37

Note: See Qualifiers page for a list of qualifiers and their definitions.

ALS Group, USA

Date: 10-Sep-20

Client: TRC Environmental Corporation
 Project: Grafton Lime Kiln LF
 Sample ID: P2B
 Collection Date: 8/31/2020 08:08 AM

Work Order: 20090222
 Lab ID: 20090222-02
 Matrix: WATER

Analyses	Result	Qual	MDL	Report Limit	Units	Dilution Factor	Date Analyzed
Isopropylbenzene		U	0.35	1.2	µg/L	1	9/9/2020 00:37
m,p-Xylene		U	0.81	2.7	µg/L	1	9/9/2020 00:37
Methyl acetate		U	0.59	2.0	µg/L	1	9/9/2020 00:37
Methyl tert-butyl ether		U	0.45	1.5	µg/L	1	9/9/2020 00:37
Methylcyclohexane		U	0.35	1.2	µg/L	1	9/9/2020 00:37
Methylene chloride		U	0.86	2.9	µg/L	1	9/9/2020 00:37
Naphthalene		U	0.77	2.6	µg/L	1	9/9/2020 00:37
o-Xylene		U	0.31	1.0	µg/L	1	9/9/2020 00:37
Styrene		U	0.33	1.1	µg/L	1	9/9/2020 00:37
Tetrachloroethene		U	0.39	1.3	µg/L	1	9/9/2020 00:37
Tetrahydrofuran		U	0.73	2.4	µg/L	1	9/9/2020 00:37
Toluene		U	0.45	1.5	µg/L	1	9/9/2020 00:37
trans-1,2-Dichloroethene	3.5		0.48	1.6	µg/L	1	9/9/2020 00:37
trans-1,3-Dichloropropene		U	0.38	2.7	µg/L	1	9/9/2020 00:37
Trichloroethene	71		0.43	1.4	µg/L	1	9/9/2020 00:37
Trichlorofluoromethane		U	0.52	1.7	µg/L	1	9/9/2020 00:37
Vinyl chloride	160		2.6	8.8	µg/L	5	9/8/2020 21:38
Xylenes, Total		U	0.81	4.4	µg/L	1	9/9/2020 00:37
Surr: 1,2-Dichloroethane-d4	102			75-120	%REC	5	9/8/2020 21:38
Surr: 1,2-Dichloroethane-d4	104			75-120	%REC	1	9/9/2020 00:37
Surr: 4-Bromofluorobenzene	100			80-110	%REC	5	9/8/2020 21:38
Surr: 4-Bromofluorobenzene	99.9			80-110	%REC	1	9/9/2020 00:37
Surr: Dibromofluoromethane	96.0			85-115	%REC	5	9/8/2020 21:38
Surr: Dibromofluoromethane	100			85-115	%REC	1	9/9/2020 00:37
Surr: Toluene-d8	103			85-110	%REC	5	9/8/2020 21:38
Surr: Toluene-d8	103			85-110	%REC	1	9/9/2020 00:37

Note: See Qualifiers page for a list of qualifiers and their definitions.

Client: TRC Environmental Corporation
 Project: Grafton Lime Kiln LF
 Sample ID: P3B
 Collection Date: 8/31/2020 10:40 AM

Work Order: 20090222
 Lab ID: 20090222-03
 Matrix: WATER

Analyses	Result	Qual	MDL	Report Limit	Units	Dilution Factor	Date Analyzed
VOLATILE ORGANIC COMPOUNDS			Method: SW8260C		Analyst: MF		
1,1,1-Trichloroethane	U		0.46	1.5	µg/L	1	9/7/2020 14:47
1,1,2,2-Tetrachloroethane	U		0.40	1.3	µg/L	1	9/7/2020 14:47
1,1,2-Trichloroethane	U		0.46	1.5	µg/L	1	9/7/2020 14:47
1,1,2-Trichlorotrifluoroethane	U		0.52	1.7	µg/L	1	9/7/2020 14:47
1,1-Dichloroethane	U		0.44	1.5	µg/L	1	9/7/2020 14:47
1,1-Dichloroethene	U		0.40	1.4	µg/L	1	9/7/2020 14:47
1,2,3-Trichlorobenzene	U		0.42	1.4	µg/L	1	9/7/2020 14:47
1,2,4-Trichlorobenzene	U		0.45	1.5	µg/L	1	9/7/2020 14:47
1,2,4-Trimethylbenzene	U		0.45	1.5	µg/L	1	9/7/2020 14:47
1,2-Dibromo-3-chloropropane	U		0.43	1.4	µg/L	1	9/7/2020 14:47
1,2-Dibromoethane	U		0.41	1.4	µg/L	1	9/7/2020 14:47
1,2-Dichlorobenzene	U		0.32	1.1	µg/L	1	9/7/2020 14:47
1,2-Dichloroethane	U		0.44	1.4	µg/L	1	9/7/2020 14:47
1,2-Dichloropropane	U		0.48	1.6	µg/L	1	9/7/2020 14:47
1,3,5-Trimethylbenzene	U		0.65	2.2	µg/L	1	9/7/2020 14:47
1,3-Dichlorobenzene	U		0.33	1.1	µg/L	1	9/7/2020 14:47
1,4-Dichlorobenzene	U		0.35	1.2	µg/L	1	9/7/2020 14:47
2-Butanone	U		0.52	1.7	µg/L	1	9/7/2020 14:47
2-Hexanone	U		0.59	2.0	µg/L	1	9/7/2020 14:47
4-Methyl-2-pentanone	U		0.52	1.7	µg/L	1	9/7/2020 14:47
Acetone	U		6.2	21	µg/L	1	9/7/2020 14:47
Benzene	U		0.46	1.5	µg/L	1	9/7/2020 14:47
Bromochloromethane	U		0.45	1.5	µg/L	1	9/7/2020 14:47
Bromodichloromethane	U		0.49	1.6	µg/L	1	9/7/2020 14:47
Bromoform	U		0.56	1.9	µg/L	1	9/7/2020 14:47
Bromomethane	U		0.90	3.0	µg/L	1	9/7/2020 14:47
Carbon disulfide	U		0.49	1.6	µg/L	1	9/7/2020 14:47
Carbon tetrachloride	U		0.40	1.4	µg/L	1	9/7/2020 14:47
Chlorobenzene	U		0.40	1.3	µg/L	1	9/7/2020 14:47
Chloroethane	U		0.68	2.3	µg/L	1	9/7/2020 14:47
Chloroform	U		0.46	1.5	µg/L	1	9/7/2020 14:47
Chloromethane	U		0.83	2.8	µg/L	1	9/7/2020 14:47
cis-1,2-Dichloroethene	U		0.42	1.4	µg/L	1	9/7/2020 14:47
cis-1,3-Dichloropropene	U		0.57	1.9	µg/L	1	9/7/2020 14:47
Cyclohexane	U		0.63	2.1	µg/L	1	9/7/2020 14:47
Dibromochloromethane	U		0.40	1.3	µg/L	1	9/7/2020 14:47
Dichlorodifluoromethane	U		0.68	2.3	µg/L	1	9/7/2020 14:47
Ethylbenzene	U		0.34	1.1	µg/L	1	9/7/2020 14:47

Note: See Qualifiers page for a list of qualifiers and their definitions.

ALS Group, USA

Date: 10-Sep-20

Client: TRC Environmental Corporation
Project: Grafton Lime Kiln LF
Sample ID: P3B
Collection Date: 8/31/2020 10:40 AM

Work Order: 20090222
Lab ID: 20090222-03
Matrix: WATER

Analyses	Result	Qual	MDL	Report Limit	Units	Dilution Factor	Date Analyzed
Isopropylbenzene		U	0.35	1.2	µg/L	1	9/7/2020 14:47
m,p-Xylene		U	0.81	2.7	µg/L	1	9/7/2020 14:47
Methyl acetate		U	0.59	2.0	µg/L	1	9/7/2020 14:47
Methyl tert-butyl ether		U	0.45	1.5	µg/L	1	9/7/2020 14:47
Methylcyclohexane		U	0.35	1.2	µg/L	1	9/7/2020 14:47
Methylene chloride		U	0.86	2.9	µg/L	1	9/7/2020 14:47
Naphthalene		U	0.77	2.6	µg/L	1	9/7/2020 14:47
o-Xylene		U	0.31	1.0	µg/L	1	9/7/2020 14:47
Styrene		U	0.33	1.1	µg/L	1	9/7/2020 14:47
Tetrachloroethene	1.4		0.39	1.3	µg/L	1	9/7/2020 14:47
Tetrahydrofuran		U	0.73	2.4	µg/L	1	9/7/2020 14:47
Toluene		U	0.45	1.5	µg/L	1	9/7/2020 14:47
trans-1,2-Dichloroethene		U	0.48	1.6	µg/L	1	9/7/2020 14:47
trans-1,3-Dichloropropene		U	0.38	2.7	µg/L	1	9/7/2020 14:47
Trichloroethene	16		0.43	1.4	µg/L	1	9/7/2020 14:47
Trichlorofluoromethane		U	0.52	1.7	µg/L	1	9/7/2020 14:47
Vinyl chloride		U	0.53	1.8	µg/L	1	9/7/2020 14:47
Xylenes, Total		U	0.81	4.4	µg/L	1	9/7/2020 14:47
Surr: 1,2-Dichloroethane-d4	101			75-120	%REC	1	9/7/2020 14:47
Surr: 4-Bromofluorobenzene	98.2			80-110	%REC	1	9/7/2020 14:47
Surr: Dibromofluoromethane	99.5			85-115	%REC	1	9/7/2020 14:47
Surr: Toluene-d8	101			85-110	%REC	1	9/7/2020 14:47

Note: See Qualifiers page for a list of qualifiers and their definitions.

ALS Group, USA

Date: 10-Sep-20

Client: TRC Environmental Corporation
Project: Grafton Lime Kiln LF
Sample ID: P7B
Collection Date: 8/31/2020 12:15 PM

Work Order: 20090222
Lab ID: 20090222-04
Matrix: WATER

Analyses	Result	Qual	MDL	Report Limit	Units	Dilution Factor	Date Analyzed
VOLATILE ORGANIC COMPOUNDS			Method: SW8260C		Analyst: MF		
1,1,1-Trichloroethane	U		0.46	1.5	µg/L	1	9/7/2020 15:03
1,1,2,2-Tetrachloroethane	U		0.40	1.3	µg/L	1	9/7/2020 15:03
1,1,2-Trichloroethane	U		0.46	1.5	µg/L	1	9/7/2020 15:03
1,1,2-Trichlorotrifluoroethane	U		0.52	1.7	µg/L	1	9/7/2020 15:03
1,1-Dichloroethane	U		0.44	1.5	µg/L	1	9/7/2020 15:03
1,1-Dichloroethene	U		0.40	1.4	µg/L	1	9/7/2020 15:03
1,2,3-Trichlorobenzene	U		0.42	1.4	µg/L	1	9/7/2020 15:03
1,2,4-Trichlorobenzene	U		0.45	1.5	µg/L	1	9/7/2020 15:03
1,2,4-Trimethylbenzene	U		0.45	1.5	µg/L	1	9/7/2020 15:03
1,2-Dibromo-3-chloropropane	U		0.43	1.4	µg/L	1	9/7/2020 15:03
1,2-Dibromoethane	U		0.41	1.4	µg/L	1	9/7/2020 15:03
1,2-Dichlorobenzene	U		0.32	1.1	µg/L	1	9/7/2020 15:03
1,2-Dichloroethane	U		0.44	1.4	µg/L	1	9/7/2020 15:03
1,2-Dichloropropane	U		0.48	1.6	µg/L	1	9/7/2020 15:03
1,3,5-Trimethylbenzene	U		0.65	2.2	µg/L	1	9/7/2020 15:03
1,3-Dichlorobenzene	U		0.33	1.1	µg/L	1	9/7/2020 15:03
1,4-Dichlorobenzene	U		0.35	1.2	µg/L	1	9/7/2020 15:03
2-Butanone	U		0.52	1.7	µg/L	1	9/7/2020 15:03
2-Hexanone	U		0.59	2.0	µg/L	1	9/7/2020 15:03
4-Methyl-2-pentanone	U		0.52	1.7	µg/L	1	9/7/2020 15:03
Acetone	U		6.2	21	µg/L	1	9/7/2020 15:03
Benzene	U		0.46	1.5	µg/L	1	9/7/2020 15:03
Bromochloromethane	U		0.45	1.5	µg/L	1	9/7/2020 15:03
Bromodichloromethane	U		0.49	1.6	µg/L	1	9/7/2020 15:03
Bromoform	U		0.56	1.9	µg/L	1	9/7/2020 15:03
Bromomethane	U		0.90	3.0	µg/L	1	9/7/2020 15:03
Carbon disulfide	U		0.49	1.6	µg/L	1	9/7/2020 15:03
Carbon tetrachloride	U		0.40	1.4	µg/L	1	9/7/2020 15:03
Chlorobenzene	U		0.40	1.3	µg/L	1	9/7/2020 15:03
Chloroethane	U		0.68	2.3	µg/L	1	9/7/2020 15:03
Chloroform	U		0.46	1.5	µg/L	1	9/7/2020 15:03
Chloromethane	U		0.83	2.8	µg/L	1	9/7/2020 15:03
cis-1,2-Dichloroethene	U		0.42	1.4	µg/L	1	9/7/2020 15:03
cis-1,3-Dichloropropene	U		0.57	1.9	µg/L	1	9/7/2020 15:03
Cyclohexane	U		0.63	2.1	µg/L	1	9/7/2020 15:03
Dibromochloromethane	U		0.40	1.3	µg/L	1	9/7/2020 15:03
Dichlorodifluoromethane	U		0.68	2.3	µg/L	1	9/7/2020 15:03
Ethylbenzene	U		0.34	1.1	µg/L	1	9/7/2020 15:03

Note: See Qualifiers page for a list of qualifiers and their definitions.

ALS Group, USA

Date: 10-Sep-20

Client: TRC Environmental Corporation
Project: Grafton Lime Kiln LF
Sample ID: P7B
Collection Date: 8/31/2020 12:15 PM

Work Order: 20090222
Lab ID: 20090222-04
Matrix: WATER

Analyses	Result	Qual	MDL	Report Limit	Units	Dilution Factor	Date Analyzed
Isopropylbenzene	U		0.35	1.2	µg/L	1	9/7/2020 15:03
m,p-Xylene	U		0.81	2.7	µg/L	1	9/7/2020 15:03
Methyl acetate	U		0.59	2.0	µg/L	1	9/7/2020 15:03
Methyl tert-butyl ether	U		0.45	1.5	µg/L	1	9/7/2020 15:03
Methylcyclohexane	U		0.35	1.2	µg/L	1	9/7/2020 15:03
Methylene chloride	U		0.86	2.9	µg/L	1	9/7/2020 15:03
Naphthalene	U		0.77	2.6	µg/L	1	9/7/2020 15:03
o-Xylene	U		0.31	1.0	µg/L	1	9/7/2020 15:03
Styrene	U		0.33	1.1	µg/L	1	9/7/2020 15:03
Tetrachloroethene	U		0.39	1.3	µg/L	1	9/7/2020 15:03
Tetrahydrofuran	U		0.73	2.4	µg/L	1	9/7/2020 15:03
Toluene	U		0.45	1.5	µg/L	1	9/7/2020 15:03
trans-1,2-Dichloroethene	U		0.48	1.6	µg/L	1	9/7/2020 15:03
trans-1,3-Dichloropropene	U		0.38	2.7	µg/L	1	9/7/2020 15:03
Trichloroethene	U		0.43	1.4	µg/L	1	9/7/2020 15:03
Trichlorofluoromethane	U		0.52	1.7	µg/L	1	9/7/2020 15:03
Vinyl chloride	U		0.53	1.8	µg/L	1	9/7/2020 15:03
Xylenes, Total	U		0.81	4.4	µg/L	1	9/7/2020 15:03
Surr: 1,2-Dichloroethane-d4	99.4			75-120	%REC	1	9/7/2020 15:03
Surr: 4-Bromofluorobenzene	99.8			80-110	%REC	1	9/7/2020 15:03
Surr: Dibromofluoromethane	99.2			85-115	%REC	1	9/7/2020 15:03
Surr: Toluene-d8	103			85-110	%REC	1	9/7/2020 15:03

Note: See Qualifiers page for a list of qualifiers and their definitions.

ALS Group, USA

Date: 10-Sep-20

Client: TRC Environmental Corporation
Project: Grafton Lime Kiln LF
Sample ID: MW8A
Collection Date: 9/1/2020 08:13 AM

Work Order: 20090222
Lab ID: 20090222-05
Matrix: WATER

Analyses	Result	Qual	MDL	Report Limit	Units	Dilution Factor	Date Analyzed
VOLATILE ORGANIC COMPOUNDS			Method: SW8260C				Analyst: MF
1,1,1-Trichloroethane	U		0.46	1.5	µg/L	1	9/8/2020 22:11
1,1,2,2-Tetrachloroethane	U		0.40	1.3	µg/L	1	9/8/2020 22:11
1,1,2-Trichloroethane	U		0.46	1.5	µg/L	1	9/8/2020 22:11
1,1,2-Trichlorotrifluoroethane	U		0.52	1.7	µg/L	1	9/8/2020 22:11
1,1-Dichloroethane	3.9		0.44	1.5	µg/L	1	9/8/2020 22:11
1,1-Dichloroethene	U		0.40	1.4	µg/L	1	9/8/2020 22:11
1,2,3-Trichlorobenzene	U		0.42	1.4	µg/L	1	9/8/2020 22:11
1,2,4-Trichlorobenzene	U		0.45	1.5	µg/L	1	9/8/2020 22:11
1,2,4-Trimethylbenzene	U		0.45	1.5	µg/L	1	9/8/2020 22:11
1,2-Dibromo-3-chloropropane	U		0.43	1.4	µg/L	1	9/8/2020 22:11
1,2-Dibromoethane	U		0.41	1.4	µg/L	1	9/8/2020 22:11
1,2-Dichlorobenzene	U		0.32	1.1	µg/L	1	9/8/2020 22:11
1,2-Dichloroethane	U		0.44	1.4	µg/L	1	9/8/2020 22:11
1,2-Dichloropropane	U		0.48	1.6	µg/L	1	9/8/2020 22:11
1,3,5-Trimethylbenzene	U		0.65	2.2	µg/L	1	9/8/2020 22:11
1,3-Dichlorobenzene	U		0.33	1.1	µg/L	1	9/8/2020 22:11
1,4-Dichlorobenzene	U		0.35	1.2	µg/L	1	9/8/2020 22:11
2-Butanone	U		0.52	1.7	µg/L	1	9/8/2020 22:11
2-Hexanone	U		0.59	2.0	µg/L	1	9/8/2020 22:11
4-Methyl-2-pentanone	U		0.52	1.7	µg/L	1	9/8/2020 22:11
Acetone	U		6.2	21	µg/L	1	9/8/2020 22:11
Benzene	U		0.46	1.5	µg/L	1	9/8/2020 22:11
Bromochloromethane	U		0.45	1.5	µg/L	1	9/8/2020 22:11
Bromodichloromethane	U		0.49	1.6	µg/L	1	9/8/2020 22:11
Bromoform	U		0.56	1.9	µg/L	1	9/8/2020 22:11
Bromomethane	U		0.90	3.0	µg/L	1	9/8/2020 22:11
Carbon disulfide	U		0.49	1.6	µg/L	1	9/8/2020 22:11
Carbon tetrachloride	U		0.40	1.4	µg/L	1	9/8/2020 22:11
Chlorobenzene	U		0.40	1.3	µg/L	1	9/8/2020 22:11
Chloroethane	U		0.68	2.3	µg/L	1	9/8/2020 22:11
Chloroform	U		0.46	1.5	µg/L	1	9/8/2020 22:11
Chloromethane	U		0.83	2.8	µg/L	1	9/8/2020 22:11
cis-1,2-Dichloroethene	35		0.42	1.4	µg/L	1	9/8/2020 22:11
cis-1,3-Dichloropropene	U		0.57	1.9	µg/L	1	9/8/2020 22:11
Cyclohexane	U		0.63	2.1	µg/L	1	9/8/2020 22:11
Dibromochloromethane	U		0.40	1.3	µg/L	1	9/8/2020 22:11
Dichlorodifluoromethane	U		0.68	2.3	µg/L	1	9/8/2020 22:11
Ethylbenzene	U		0.34	1.1	µg/L	1	9/8/2020 22:11

Note: See Qualifiers page for a list of qualifiers and their definitions.

ALS Group, USA

Date: 10-Sep-20

Client: TRC Environmental Corporation
Project: Grafton Lime Kiln LF
Sample ID: MW8A
Collection Date: 9/1/2020 08:13 AM

Work Order: 20090222
Lab ID: 20090222-05
Matrix: WATER

Analyses	Result	Qual	MDL	Report Limit	Units	Dilution Factor	Date Analyzed
Isopropylbenzene	U		0.35	1.2	µg/L	1	9/8/2020 22:11
m,p-Xylene	U		0.81	2.7	µg/L	1	9/8/2020 22:11
Methyl acetate	U		0.59	2.0	µg/L	1	9/8/2020 22:11
Methyl tert-butyl ether	U		0.45	1.5	µg/L	1	9/8/2020 22:11
Methylcyclohexane	U		0.35	1.2	µg/L	1	9/8/2020 22:11
Methylene chloride	U		0.86	2.9	µg/L	1	9/8/2020 22:11
Naphthalene	U		0.77	2.6	µg/L	1	9/8/2020 22:11
o-Xylene	U		0.31	1.0	µg/L	1	9/8/2020 22:11
Styrene	U		0.33	1.1	µg/L	1	9/8/2020 22:11
Tetrachloroethene	U		0.39	1.3	µg/L	1	9/8/2020 22:11
Tetrahydrofuran	U		0.73	2.4	µg/L	1	9/8/2020 22:11
Toluene	U		0.45	1.5	µg/L	1	9/8/2020 22:11
trans-1,2-Dichloroethene	U		0.48	1.6	µg/L	1	9/8/2020 22:11
trans-1,3-Dichloropropene	U		0.38	2.7	µg/L	1	9/8/2020 22:11
Trichloroethene	3.8		0.43	1.4	µg/L	1	9/8/2020 22:11
Trichlorofluoromethane	U		0.52	1.7	µg/L	1	9/8/2020 22:11
Vinyl chloride	0.88	J	0.53	1.8	µg/L	1	9/8/2020 22:11
Xylenes, Total	U		0.81	4.4	µg/L	1	9/8/2020 22:11
Surr: 1,2-Dichloroethane-d4	99.0			75-120	%REC	1	9/8/2020 22:11
Surr: 4-Bromofluorobenzene	99.4			80-110	%REC	1	9/8/2020 22:11
Surr: Dibromofluoromethane	99.1			85-115	%REC	1	9/8/2020 22:11
Surr: Toluene-d8	103			85-110	%REC	1	9/8/2020 22:11

Note: See Qualifiers page for a list of qualifiers and their definitions.

ALS Group, USA

Date: 10-Sep-20

Client: TRC Environmental Corporation
Project: Grafton Lime Kiln LF
Sample ID: P8B
Collection Date: 9/1/2020 09:15 AM

Work Order: 20090222
Lab ID: 20090222-06
Matrix: WATER

Analyses	Result	Qual	MDL	Report Limit	Units	Dilution Factor	Date Analyzed
VOLATILE ORGANIC COMPOUNDS			Method: SW8260C			Analyst: MF	
1,1,1-Trichloroethane	U		0.46	1.5	µg/L	1	9/8/2020 22:27
1,1,2,2-Tetrachloroethane	U		0.40	1.3	µg/L	1	9/8/2020 22:27
1,1,2-Trichloroethane	U		0.46	1.5	µg/L	1	9/8/2020 22:27
1,1,2-Trichlorotrifluoroethane	U		0.52	1.7	µg/L	1	9/8/2020 22:27
1,1-Dichloroethane	3.5		0.44	1.5	µg/L	1	9/8/2020 22:27
1,1-Dichloroethene	0.88	J	0.40	1.4	µg/L	1	9/8/2020 22:27
1,2,3-Trichlorobenzene	U		0.42	1.4	µg/L	1	9/8/2020 22:27
1,2,4-Trichlorobenzene	U		0.45	1.5	µg/L	1	9/8/2020 22:27
1,2,4-Trimethylbenzene	U		0.45	1.5	µg/L	1	9/8/2020 22:27
1,2-Dibromo-3-chloropropane	U		0.43	1.4	µg/L	1	9/8/2020 22:27
1,2-Dibromoethane	U		0.41	1.4	µg/L	1	9/8/2020 22:27
1,2-Dichlorobenzene	U		0.32	1.1	µg/L	1	9/8/2020 22:27
1,2-Dichloroethane	U		0.44	1.4	µg/L	1	9/8/2020 22:27
1,2-Dichloropropane	U		0.48	1.6	µg/L	1	9/8/2020 22:27
1,3,5-Trimethylbenzene	U		0.65	2.2	µg/L	1	9/8/2020 22:27
1,3-Dichlorobenzene	U		0.33	1.1	µg/L	1	9/8/2020 22:27
1,4-Dichlorobenzene	U		0.35	1.2	µg/L	1	9/8/2020 22:27
2-Butanone	U		0.52	1.7	µg/L	1	9/8/2020 22:27
2-Hexanone	U		0.59	2.0	µg/L	1	9/8/2020 22:27
4-Methyl-2-pentanone	U		0.52	1.7	µg/L	1	9/8/2020 22:27
Acetone	U		6.2	21	µg/L	1	9/8/2020 22:27
Benzene	U		0.46	1.5	µg/L	1	9/8/2020 22:27
Bromochloromethane	U		0.45	1.5	µg/L	1	9/8/2020 22:27
Bromodichloromethane	U		0.49	1.6	µg/L	1	9/8/2020 22:27
Bromoform	U		0.56	1.9	µg/L	1	9/8/2020 22:27
Bromomethane	U		0.90	3.0	µg/L	1	9/8/2020 22:27
Carbon disulfide	U		0.49	1.6	µg/L	1	9/8/2020 22:27
Carbon tetrachloride	U		0.40	1.4	µg/L	1	9/8/2020 22:27
Chlorobenzene	U		0.40	1.3	µg/L	1	9/8/2020 22:27
Chloroethane	U		0.68	2.3	µg/L	1	9/8/2020 22:27
Chloroform	U		0.46	1.5	µg/L	1	9/8/2020 22:27
Chloromethane	U		0.83	2.8	µg/L	1	9/8/2020 22:27
cis-1,2-Dichloroethene	33		0.42	1.4	µg/L	1	9/8/2020 22:27
cis-1,3-Dichloropropene	U		0.57	1.9	µg/L	1	9/8/2020 22:27
Cyclohexane	U		0.63	2.1	µg/L	1	9/8/2020 22:27
Dibromochloromethane	U		0.40	1.3	µg/L	1	9/8/2020 22:27
Dichlorodifluoromethane	U		0.68	2.3	µg/L	1	9/8/2020 22:27
Ethylbenzene	U		0.34	1.1	µg/L	1	9/8/2020 22:27

Note: See Qualifiers page for a list of qualifiers and their definitions.

ALS Group, USA

Date: 10-Sep-20

Client: TRC Environmental Corporation
Project: Grafton Lime Kiln LF
Sample ID: P8B
Collection Date: 9/1/2020 09:15 AM

Work Order: 20090222
Lab ID: 20090222-06
Matrix: WATER

Analyses	Result	Qual	MDL	Report Limit	Units	Dilution Factor	Date Analyzed
Isopropylbenzene	U		0.35	1.2	µg/L	1	9/8/2020 22:27
m,p-Xylene	U		0.81	2.7	µg/L	1	9/8/2020 22:27
Methyl acetate	U		0.59	2.0	µg/L	1	9/8/2020 22:27
Methyl tert-butyl ether	U		0.45	1.5	µg/L	1	9/8/2020 22:27
Methylcyclohexane	U		0.35	1.2	µg/L	1	9/8/2020 22:27
Methylene chloride	U		0.86	2.9	µg/L	1	9/8/2020 22:27
Naphthalene	U		0.77	2.6	µg/L	1	9/8/2020 22:27
o-Xylene	U		0.31	1.0	µg/L	1	9/8/2020 22:27
Styrene	U		0.33	1.1	µg/L	1	9/8/2020 22:27
Tetrachloroethene	U		0.39	1.3	µg/L	1	9/8/2020 22:27
Tetrahydrofuran	U		0.73	2.4	µg/L	1	9/8/2020 22:27
Toluene	U		0.45	1.5	µg/L	1	9/8/2020 22:27
trans-1,2-Dichloroethene	U		0.48	1.6	µg/L	1	9/8/2020 22:27
trans-1,3-Dichloropropene	U		0.38	2.7	µg/L	1	9/8/2020 22:27
Trichloroethene	72		0.43	1.4	µg/L	1	9/8/2020 22:27
Trichlorofluoromethane	U		0.52	1.7	µg/L	1	9/8/2020 22:27
Vinyl chloride	2.0		0.53	1.8	µg/L	1	9/8/2020 22:27
Xylenes, Total	U		0.81	4.4	µg/L	1	9/8/2020 22:27
Surr: 1,2-Dichloroethane-d4	101			75-120	%REC	1	9/8/2020 22:27
Surr: 4-Bromofluorobenzene	102			80-110	%REC	1	9/8/2020 22:27
Surr: Dibromofluoromethane	99.4			85-115	%REC	1	9/8/2020 22:27
Surr: Toluene-d8	102			85-110	%REC	1	9/8/2020 22:27

Note: See Qualifiers page for a list of qualifiers and their definitions.

ALS Group, USA

Date: 10-Sep-20

Client: TRC Environmental Corporation
Project: Grafton Lime Kiln LF
Sample ID: P9B
Collection Date: 9/1/2020 10:30 AM

Work Order: 20090222
Lab ID: 20090222-07
Matrix: WATER

Analyses	Result	Qual	MDL	Report Limit	Units	Dilution Factor	Date Analyzed
VOLATILE ORGANIC COMPOUNDS			Method: SW8260C				Analyst: MF
1,1,1-Trichloroethane	U		0.46	1.5	µg/L	1	9/7/2020 15:52
1,1,2,2-Tetrachloroethane	U		0.40	1.3	µg/L	1	9/7/2020 15:52
1,1,2-Trichloroethane	U		0.46	1.5	µg/L	1	9/7/2020 15:52
1,1,2-Trichlorotrifluoroethane	47		0.52	1.7	µg/L	1	9/7/2020 15:52
1,1-Dichloroethane	U		0.44	1.5	µg/L	1	9/7/2020 15:52
1,1-Dichloroethene	U		0.40	1.4	µg/L	1	9/7/2020 15:52
1,2,3-Trichlorobenzene	U		0.42	1.4	µg/L	1	9/7/2020 15:52
1,2,4-Trichlorobenzene	U		0.45	1.5	µg/L	1	9/7/2020 15:52
1,2,4-Trimethylbenzene	U		0.45	1.5	µg/L	1	9/7/2020 15:52
1,2-Dibromo-3-chloropropane	U		0.43	1.4	µg/L	1	9/7/2020 15:52
1,2-Dibromoethane	U		0.41	1.4	µg/L	1	9/7/2020 15:52
1,2-Dichlorobenzene	U		0.32	1.1	µg/L	1	9/7/2020 15:52
1,2-Dichloroethane	U		0.44	1.4	µg/L	1	9/7/2020 15:52
1,2-Dichloropropane	U		0.48	1.6	µg/L	1	9/7/2020 15:52
1,3,5-Trimethylbenzene	U		0.65	2.2	µg/L	1	9/7/2020 15:52
1,3-Dichlorobenzene	U		0.33	1.1	µg/L	1	9/7/2020 15:52
1,4-Dichlorobenzene	U		0.35	1.2	µg/L	1	9/7/2020 15:52
2-Butanone	U		0.52	1.7	µg/L	1	9/7/2020 15:52
2-Hexanone	U		0.59	2.0	µg/L	1	9/7/2020 15:52
4-Methyl-2-pentanone	U		0.52	1.7	µg/L	1	9/7/2020 15:52
Acetone	U		6.2	21	µg/L	1	9/7/2020 15:52
Benzene	U		0.46	1.5	µg/L	1	9/7/2020 15:52
Bromochloromethane	U		0.45	1.5	µg/L	1	9/7/2020 15:52
Bromodichloromethane	U		0.49	1.6	µg/L	1	9/7/2020 15:52
Bromoform	U		0.56	1.9	µg/L	1	9/7/2020 15:52
Bromomethane	U		0.90	3.0	µg/L	1	9/7/2020 15:52
Carbon disulfide	U		0.49	1.6	µg/L	1	9/7/2020 15:52
Carbon tetrachloride	U		0.40	1.4	µg/L	1	9/7/2020 15:52
Chlorobenzene	U		0.40	1.3	µg/L	1	9/7/2020 15:52
Chloroethane	U		0.68	2.3	µg/L	1	9/7/2020 15:52
Chloroform	U		0.46	1.5	µg/L	1	9/7/2020 15:52
Chloromethane	U		0.83	2.8	µg/L	1	9/7/2020 15:52
cis-1,2-Dichloroethene	U		0.42	1.4	µg/L	1	9/7/2020 15:52
cis-1,3-Dichloropropene	U		0.57	1.9	µg/L	1	9/7/2020 15:52
Cyclohexane	U		0.63	2.1	µg/L	1	9/7/2020 15:52
Dibromochloromethane	U		0.40	1.3	µg/L	1	9/7/2020 15:52
Dichlorodifluoromethane	U		0.68	2.3	µg/L	1	9/7/2020 15:52
Ethylbenzene	U		0.34	1.1	µg/L	1	9/7/2020 15:52

Note: See Qualifiers page for a list of qualifiers and their definitions.

ALS Group, USA

Date: 10-Sep-20

Client: TRC Environmental Corporation
Project: Grafton Lime Kiln LF
Sample ID: P9B
Collection Date: 9/1/2020 10:30 AM

Work Order: 20090222
Lab ID: 20090222-07
Matrix: WATER

Analyses	Result	Qual	MDL	Report Limit	Units	Dilution Factor	Date Analyzed
Isopropylbenzene	U		0.35	1.2	µg/L	1	9/7/2020 15:52
m,p-Xylene	U		0.81	2.7	µg/L	1	9/7/2020 15:52
Methyl acetate	U		0.59	2.0	µg/L	1	9/7/2020 15:52
Methyl tert-butyl ether	U		0.45	1.5	µg/L	1	9/7/2020 15:52
Methylcyclohexane	U		0.35	1.2	µg/L	1	9/7/2020 15:52
Methylene chloride	U		0.86	2.9	µg/L	1	9/7/2020 15:52
Naphthalene	U		0.77	2.6	µg/L	1	9/7/2020 15:52
o-Xylene	U		0.31	1.0	µg/L	1	9/7/2020 15:52
Styrene	U		0.33	1.1	µg/L	1	9/7/2020 15:52
Tetrachloroethene	U		0.39	1.3	µg/L	1	9/7/2020 15:52
Tetrahydrofuran	U		0.73	2.4	µg/L	1	9/7/2020 15:52
Toluene	U		0.45	1.5	µg/L	1	9/7/2020 15:52
trans-1,2-Dichloroethene	U		0.48	1.6	µg/L	1	9/7/2020 15:52
trans-1,3-Dichloropropene	U		0.38	2.7	µg/L	1	9/7/2020 15:52
Trichloroethene	7.2		0.43	1.4	µg/L	1	9/7/2020 15:52
Trichlorofluoromethane	U		0.52	1.7	µg/L	1	9/7/2020 15:52
Vinyl chloride	U		0.53	1.8	µg/L	1	9/7/2020 15:52
Xylenes, Total	U		0.81	4.4	µg/L	1	9/7/2020 15:52
Surr: 1,2-Dichloroethane-d4	101			75-120	%REC	1	9/7/2020 15:52
Surr: 4-Bromofluorobenzene	101			80-110	%REC	1	9/7/2020 15:52
Surr: Dibromofluoromethane	99.6			85-115	%REC	1	9/7/2020 15:52
Surr: Toluene-d8	102			85-110	%REC	1	9/7/2020 15:52

Note: See Qualifiers page for a list of qualifiers and their definitions.

ALS Group, USA

Date: 10-Sep-20

Client: TRC Environmental Corporation
Project: Grafton Lime Kiln LF
Sample ID: P10B
Collection Date: 8/31/2020 09:30 AM

Work Order: 20090222
Lab ID: 20090222-08
Matrix: WATER

Analyses	Result	Qual	MDL	Report Limit	Units	Dilution Factor	Date Analyzed
VOLATILE ORGANIC COMPOUNDS			Method: SW8260C		Analyst: MF		
1,1,1-Trichloroethane	U		0.46	1.5	µg/L	1	9/7/2020 16:08
1,1,2,2-Tetrachloroethane	U		0.40	1.3	µg/L	1	9/7/2020 16:08
1,1,2-Trichloroethane	U		0.46	1.5	µg/L	1	9/7/2020 16:08
1,1,2-Trichlorotrifluoroethane	30		0.52	1.7	µg/L	1	9/7/2020 16:08
1,1-Dichloroethane	U		0.44	1.5	µg/L	1	9/7/2020 16:08
1,1-Dichloroethene	U		0.40	1.4	µg/L	1	9/7/2020 16:08
1,2,3-Trichlorobenzene	U		0.42	1.4	µg/L	1	9/7/2020 16:08
1,2,4-Trichlorobenzene	U		0.45	1.5	µg/L	1	9/7/2020 16:08
1,2,4-Trimethylbenzene	U		0.45	1.5	µg/L	1	9/7/2020 16:08
1,2-Dibromo-3-chloropropane	U		0.43	1.4	µg/L	1	9/7/2020 16:08
1,2-Dibromoethane	U		0.41	1.4	µg/L	1	9/7/2020 16:08
1,2-Dichlorobenzene	U		0.32	1.1	µg/L	1	9/7/2020 16:08
1,2-Dichloroethane	U		0.44	1.4	µg/L	1	9/7/2020 16:08
1,2-Dichloropropane	U		0.48	1.6	µg/L	1	9/7/2020 16:08
1,3,5-Trimethylbenzene	U		0.65	2.2	µg/L	1	9/7/2020 16:08
1,3-Dichlorobenzene	U		0.33	1.1	µg/L	1	9/7/2020 16:08
1,4-Dichlorobenzene	U		0.35	1.2	µg/L	1	9/7/2020 16:08
2-Butanone	U		0.52	1.7	µg/L	1	9/7/2020 16:08
2-Hexanone	U		0.59	2.0	µg/L	1	9/7/2020 16:08
4-Methyl-2-pentanone	U		0.52	1.7	µg/L	1	9/7/2020 16:08
Acetone	U		6.2	21	µg/L	1	9/7/2020 16:08
Benzene	U		0.46	1.5	µg/L	1	9/7/2020 16:08
Bromochloromethane	U		0.45	1.5	µg/L	1	9/7/2020 16:08
Bromodichloromethane	U		0.49	1.6	µg/L	1	9/7/2020 16:08
Bromoform	U		0.56	1.9	µg/L	1	9/7/2020 16:08
Bromomethane	U		0.90	3.0	µg/L	1	9/7/2020 16:08
Carbon disulfide	U		0.49	1.6	µg/L	1	9/7/2020 16:08
Carbon tetrachloride	U		0.40	1.4	µg/L	1	9/7/2020 16:08
Chlorobenzene	U		0.40	1.3	µg/L	1	9/7/2020 16:08
Chloroethane	U		0.68	2.3	µg/L	1	9/7/2020 16:08
Chloroform	U		0.46	1.5	µg/L	1	9/7/2020 16:08
Chloromethane	U		0.83	2.8	µg/L	1	9/7/2020 16:08
cis-1,2-Dichloroethene	U		0.42	1.4	µg/L	1	9/7/2020 16:08
cis-1,3-Dichloropropene	U		0.57	1.9	µg/L	1	9/7/2020 16:08
Cyclohexane	U		0.63	2.1	µg/L	1	9/7/2020 16:08
Dibromochloromethane	U		0.40	1.3	µg/L	1	9/7/2020 16:08
Dichlorodifluoromethane	U		0.68	2.3	µg/L	1	9/7/2020 16:08
Ethylbenzene	U		0.34	1.1	µg/L	1	9/7/2020 16:08

Note: See Qualifiers page for a list of qualifiers and their definitions.

ALS Group, USA

Date: 10-Sep-20

Client: TRC Environmental Corporation
 Project: Grafton Lime Kiln LF
 Sample ID: P10B
 Collection Date: 8/31/2020 09:30 AM

Work Order: 20090222
 Lab ID: 20090222-08
 Matrix: WATER

Analyses	Result	Qual	MDL	Report Limit	Units	Dilution Factor	Date Analyzed
Isopropylbenzene	U		0.35	1.2	µg/L	1	9/7/2020 16:08
m,p-Xylene	U		0.81	2.7	µg/L	1	9/7/2020 16:08
Methyl acetate	U		0.59	2.0	µg/L	1	9/7/2020 16:08
Methyl tert-butyl ether	U		0.45	1.5	µg/L	1	9/7/2020 16:08
Methylcyclohexane	U		0.35	1.2	µg/L	1	9/7/2020 16:08
Methylene chloride	U		0.86	2.9	µg/L	1	9/7/2020 16:08
Naphthalene	U		0.77	2.6	µg/L	1	9/7/2020 16:08
o-Xylene	U		0.31	1.0	µg/L	1	9/7/2020 16:08
Styrene	U		0.33	1.1	µg/L	1	9/7/2020 16:08
Tetrachloroethene	U		0.39	1.3	µg/L	1	9/7/2020 16:08
Tetrahydrofuran	U		0.73	2.4	µg/L	1	9/7/2020 16:08
Toluene	U		0.45	1.5	µg/L	1	9/7/2020 16:08
trans-1,2-Dichloroethene	U		0.48	1.6	µg/L	1	9/7/2020 16:08
trans-1,3-Dichloropropene	U		0.38	2.7	µg/L	1	9/7/2020 16:08
Trichloroethene	1.6		0.43	1.4	µg/L	1	9/7/2020 16:08
Trichlorofluoromethane	U		0.52	1.7	µg/L	1	9/7/2020 16:08
Vinyl chloride	U		0.53	1.8	µg/L	1	9/7/2020 16:08
Xylenes, Total	U		0.81	4.4	µg/L	1	9/7/2020 16:08
Surr: 1,2-Dichloroethane-d4	105			75-120	%REC	1	9/7/2020 16:08
Surr: 4-Bromofluorobenzene	97.8			80-110	%REC	1	9/7/2020 16:08
Surr: Dibromofluoromethane	108			85-115	%REC	1	9/7/2020 16:08
Surr: Toluene-d8	102			85-110	%REC	1	9/7/2020 16:08

Note: See Qualifiers page for a list of qualifiers and their definitions.

ALS Group, USA

Date: 10-Sep-20

Client: TRC Environmental Corporation
Project: Grafton Lime Kiln LF
Sample ID: PW1716LR
Collection Date: 8/31/2020 11:30 AM

Work Order: 20090222
Lab ID: 20090222-09
Matrix: WATER

Analyses	Result	Qual	MDL	Report Limit	Units	Dilution Factor	Date Analyzed
VOLATILE ORGANIC COMPOUNDS			Method: SW8260C		Analyst: MF		
1,1,1-Trichloroethane	U		0.46	1.5	µg/L	1	9/7/2020 16:24
1,1,2,2-Tetrachloroethane	U		0.40	1.3	µg/L	1	9/7/2020 16:24
1,1,2-Trichloroethane	U		0.46	1.5	µg/L	1	9/7/2020 16:24
1,1,2-Trichlorotrifluoroethane	U		0.52	1.7	µg/L	1	9/7/2020 16:24
1,1-Dichloroethane	U		0.44	1.5	µg/L	1	9/7/2020 16:24
1,1-Dichloroethene	U		0.40	1.4	µg/L	1	9/7/2020 16:24
1,2,3-Trichlorobenzene	U		0.42	1.4	µg/L	1	9/7/2020 16:24
1,2,4-Trichlorobenzene	U		0.45	1.5	µg/L	1	9/7/2020 16:24
1,2,4-Trimethylbenzene	U		0.45	1.5	µg/L	1	9/7/2020 16:24
1,2-Dibromo-3-chloropropane	U		0.43	1.4	µg/L	1	9/7/2020 16:24
1,2-Dibromoethane	U		0.41	1.4	µg/L	1	9/7/2020 16:24
1,2-Dichlorobenzene	U		0.32	1.1	µg/L	1	9/7/2020 16:24
1,2-Dichloroethane	U		0.44	1.4	µg/L	1	9/7/2020 16:24
1,2-Dichloropropane	U		0.48	1.6	µg/L	1	9/7/2020 16:24
1,3,5-Trimethylbenzene	U		0.65	2.2	µg/L	1	9/7/2020 16:24
1,3-Dichlorobenzene	U		0.33	1.1	µg/L	1	9/7/2020 16:24
1,4-Dichlorobenzene	U		0.35	1.2	µg/L	1	9/7/2020 16:24
2-Butanone	U		0.52	1.7	µg/L	1	9/7/2020 16:24
2-Hexanone	U		0.59	2.0	µg/L	1	9/7/2020 16:24
4-Methyl-2-pentanone	U		0.52	1.7	µg/L	1	9/7/2020 16:24
Acetone	U		6.2	21	µg/L	1	9/7/2020 16:24
Benzene	U		0.46	1.5	µg/L	1	9/7/2020 16:24
Bromochloromethane	U		0.45	1.5	µg/L	1	9/7/2020 16:24
Bromodichloromethane	U		0.49	1.6	µg/L	1	9/7/2020 16:24
Bromoform	U		0.56	1.9	µg/L	1	9/7/2020 16:24
Bromomethane	U		0.90	3.0	µg/L	1	9/7/2020 16:24
Carbon disulfide	U		0.49	1.6	µg/L	1	9/7/2020 16:24
Carbon tetrachloride	U		0.40	1.4	µg/L	1	9/7/2020 16:24
Chlorobenzene	U		0.40	1.3	µg/L	1	9/7/2020 16:24
Chloroethane	U		0.68	2.3	µg/L	1	9/7/2020 16:24
Chloroform	U		0.46	1.5	µg/L	1	9/7/2020 16:24
Chloromethane	U		0.83	2.8	µg/L	1	9/7/2020 16:24
cis-1,2-Dichloroethene	U		0.42	1.4	µg/L	1	9/7/2020 16:24
cis-1,3-Dichloropropene	U		0.57	1.9	µg/L	1	9/7/2020 16:24
Cyclohexane	U		0.63	2.1	µg/L	1	9/7/2020 16:24
Dibromochloromethane	U		0.40	1.3	µg/L	1	9/7/2020 16:24
Dichlorodifluoromethane	U		0.68	2.3	µg/L	1	9/7/2020 16:24
Ethylbenzene	U		0.34	1.1	µg/L	1	9/7/2020 16:24

Note: See Qualifiers page for a list of qualifiers and their definitions.

ALS Group, USA

Date: 10-Sep-20

Client: TRC Environmental Corporation
Project: Grafton Lime Kiln LF
Sample ID: PW1716LR
Collection Date: 8/31/2020 11:30 AM

Work Order: 20090222
Lab ID: 20090222-09
Matrix: WATER

Analyses	Result	Qual	MDL	Report Limit	Units	Dilution Factor	Date Analyzed
Isopropylbenzene	U		0.35	1.2	µg/L	1	9/7/2020 16:24
m,p-Xylene	U		0.81	2.7	µg/L	1	9/7/2020 16:24
Methyl acetate	U		0.59	2.0	µg/L	1	9/7/2020 16:24
Methyl tert-butyl ether	U		0.45	1.5	µg/L	1	9/7/2020 16:24
Methylcyclohexane	U		0.35	1.2	µg/L	1	9/7/2020 16:24
Methylene chloride	U		0.86	2.9	µg/L	1	9/7/2020 16:24
Naphthalene	U		0.77	2.6	µg/L	1	9/7/2020 16:24
o-Xylene	U		0.31	1.0	µg/L	1	9/7/2020 16:24
Styrene	U		0.33	1.1	µg/L	1	9/7/2020 16:24
Tetrachloroethene	U		0.39	1.3	µg/L	1	9/7/2020 16:24
Tetrahydrofuran	U		0.73	2.4	µg/L	1	9/7/2020 16:24
Toluene	U		0.45	1.5	µg/L	1	9/7/2020 16:24
trans-1,2-Dichloroethene	U		0.48	1.6	µg/L	1	9/7/2020 16:24
trans-1,3-Dichloropropene	U		0.38	2.7	µg/L	1	9/7/2020 16:24
Trichloroethene	U		0.43	1.4	µg/L	1	9/7/2020 16:24
Trichlorofluoromethane	U		0.52	1.7	µg/L	1	9/7/2020 16:24
Vinyl chloride	U		0.53	1.8	µg/L	1	9/7/2020 16:24
Xylenes, Total	U		0.81	4.4	µg/L	1	9/7/2020 16:24
Surr: 1,2-Dichloroethane-d4	101			75-120	%REC	1	9/7/2020 16:24
Surr: 4-Bromofluorobenzene	101			80-110	%REC	1	9/7/2020 16:24
Surr: Dibromofluoromethane	104			85-115	%REC	1	9/7/2020 16:24
Surr: Toluene-d8	102			85-110	%REC	1	9/7/2020 16:24

Note: See Qualifiers page for a list of qualifiers and their definitions.

ALS Group, USA

Date: 10-Sep-20

Client: TRC Environmental Corporation
Project: Grafton Lime Kiln LF
Sample ID: PW717HC
Collection Date: 9/1/2020 12:00 PM

Work Order: 20090222
Lab ID: 20090222-10
Matrix: WATER

Analyses	Result	Qual	MDL	Report Limit	Units	Dilution Factor	Date Analyzed
VOLATILE ORGANIC COMPOUNDS			Method: SW8260C		Analyst: MF		
1,1,1-Trichloroethane	U		0.46	1.5	µg/L	1	9/7/2020 16:41
1,1,2,2-Tetrachloroethane	U		0.40	1.3	µg/L	1	9/7/2020 16:41
1,1,2-Trichloroethane	U		0.46	1.5	µg/L	1	9/7/2020 16:41
1,1,2-Trichlorotrifluoroethane	U		0.52	1.7	µg/L	1	9/7/2020 16:41
1,1-Dichloroethane	U		0.44	1.5	µg/L	1	9/7/2020 16:41
1,1-Dichloroethene	U		0.40	1.4	µg/L	1	9/7/2020 16:41
1,2,3-Trichlorobenzene	U		0.42	1.4	µg/L	1	9/7/2020 16:41
1,2,4-Trichlorobenzene	U		0.45	1.5	µg/L	1	9/7/2020 16:41
1,2,4-Trimethylbenzene	U		0.45	1.5	µg/L	1	9/7/2020 16:41
1,2-Dibromo-3-chloropropane	U		0.43	1.4	µg/L	1	9/7/2020 16:41
1,2-Dibromoethane	U		0.41	1.4	µg/L	1	9/7/2020 16:41
1,2-Dichlorobenzene	U		0.32	1.1	µg/L	1	9/7/2020 16:41
1,2-Dichloroethane	U		0.44	1.4	µg/L	1	9/7/2020 16:41
1,2-Dichloropropane	U		0.48	1.6	µg/L	1	9/7/2020 16:41
1,3,5-Trimethylbenzene	U		0.65	2.2	µg/L	1	9/7/2020 16:41
1,3-Dichlorobenzene	U		0.33	1.1	µg/L	1	9/7/2020 16:41
1,4-Dichlorobenzene	U		0.35	1.2	µg/L	1	9/7/2020 16:41
2-Butanone	U		0.52	1.7	µg/L	1	9/7/2020 16:41
2-Hexanone	U		0.59	2.0	µg/L	1	9/7/2020 16:41
4-Methyl-2-pentanone	U		0.52	1.7	µg/L	1	9/7/2020 16:41
Acetone	U		6.2	21	µg/L	1	9/7/2020 16:41
Benzene	U		0.46	1.5	µg/L	1	9/7/2020 16:41
Bromochloromethane	U		0.45	1.5	µg/L	1	9/7/2020 16:41
Bromodichloromethane	U		0.49	1.6	µg/L	1	9/7/2020 16:41
Bromoform	U		0.56	1.9	µg/L	1	9/7/2020 16:41
Bromomethane	U		0.90	3.0	µg/L	1	9/7/2020 16:41
Carbon disulfide	U		0.49	1.6	µg/L	1	9/7/2020 16:41
Carbon tetrachloride	U		0.40	1.4	µg/L	1	9/7/2020 16:41
Chlorobenzene	U		0.40	1.3	µg/L	1	9/7/2020 16:41
Chloroethane	U		0.68	2.3	µg/L	1	9/7/2020 16:41
Chloroform	U		0.46	1.5	µg/L	1	9/7/2020 16:41
Chloromethane	U		0.83	2.8	µg/L	1	9/7/2020 16:41
cis-1,2-Dichloroethene	U		0.42	1.4	µg/L	1	9/7/2020 16:41
cis-1,3-Dichloropropene	U		0.57	1.9	µg/L	1	9/7/2020 16:41
Cyclohexane	U		0.63	2.1	µg/L	1	9/7/2020 16:41
Dibromochloromethane	U		0.40	1.3	µg/L	1	9/7/2020 16:41
Dichlorodifluoromethane	U		0.68	2.3	µg/L	1	9/7/2020 16:41
Ethylbenzene	U		0.34	1.1	µg/L	1	9/7/2020 16:41

Note: See Qualifiers page for a list of qualifiers and their definitions.

ALS Group, USA

Date: 10-Sep-20

Client: TRC Environmental Corporation
Project: Grafton Lime Kiln LF
Sample ID: PW717HC
Collection Date: 9/1/2020 12:00 PM

Work Order: 20090222
Lab ID: 20090222-10
Matrix: WATER

Analyses	Result	Qual	MDL	Report Limit	Units	Dilution Factor	Date Analyzed
Isopropylbenzene	U		0.35	1.2	µg/L	1	9/7/2020 16:41
m,p-Xylene	U		0.81	2.7	µg/L	1	9/7/2020 16:41
Methyl acetate	U		0.59	2.0	µg/L	1	9/7/2020 16:41
Methyl tert-butyl ether	U		0.45	1.5	µg/L	1	9/7/2020 16:41
Methylcyclohexane	U		0.35	1.2	µg/L	1	9/7/2020 16:41
Methylene chloride	U		0.86	2.9	µg/L	1	9/7/2020 16:41
Naphthalene	U		0.77	2.6	µg/L	1	9/7/2020 16:41
o-Xylene	U		0.31	1.0	µg/L	1	9/7/2020 16:41
Styrene	U		0.33	1.1	µg/L	1	9/7/2020 16:41
Tetrachloroethene	U		0.39	1.3	µg/L	1	9/7/2020 16:41
Tetrahydrofuran	U		0.73	2.4	µg/L	1	9/7/2020 16:41
Toluene	U		0.45	1.5	µg/L	1	9/7/2020 16:41
trans-1,2-Dichloroethene	U		0.48	1.6	µg/L	1	9/7/2020 16:41
trans-1,3-Dichloropropene	U		0.38	2.7	µg/L	1	9/7/2020 16:41
Trichloroethene	U		0.43	1.4	µg/L	1	9/7/2020 16:41
Trichlorofluoromethane	U		0.52	1.7	µg/L	1	9/7/2020 16:41
Vinyl chloride	U		0.53	1.8	µg/L	1	9/7/2020 16:41
Xylenes, Total	U		0.81	4.4	µg/L	1	9/7/2020 16:41
Surr: 1,2-Dichloroethane-d4	103			75-120	%REC	1	9/7/2020 16:41
Surr: 4-Bromofluorobenzene	96.6			80-110	%REC	1	9/7/2020 16:41
Surr: Dibromofluoromethane	102			85-115	%REC	1	9/7/2020 16:41
Surr: Toluene-d8	101			85-110	%REC	1	9/7/2020 16:41

Note: See Qualifiers page for a list of qualifiers and their definitions.

ALS Group, USA

Date: 10-Sep-20

Client: TRC Environmental Corporation
Project: Grafton Lime Kiln LF
Sample ID: PW1530LR
Collection Date: 9/1/2020 12:35 PM

Work Order: 20090222
Lab ID: 20090222-11
Matrix: WATER

Analyses	Result	Qual	MDL	Report Limit	Units	Dilution Factor	Date Analyzed
VOLATILE ORGANIC COMPOUNDS			Method: SW8260C			Analyst: MF	
1,1,1-Trichloroethane	U		0.46	1.5	µg/L	1	9/7/2020 16:57
1,1,2,2-Tetrachloroethane	U		0.40	1.3	µg/L	1	9/7/2020 16:57
1,1,2-Trichloroethane	U		0.46	1.5	µg/L	1	9/7/2020 16:57
1,1,2-Trichlorotrifluoroethane	U		0.52	1.7	µg/L	1	9/7/2020 16:57
1,1-Dichloroethane	U		0.44	1.5	µg/L	1	9/7/2020 16:57
1,1-Dichloroethene	U		0.40	1.4	µg/L	1	9/7/2020 16:57
1,2,3-Trichlorobenzene	U		0.42	1.4	µg/L	1	9/7/2020 16:57
1,2,4-Trichlorobenzene	U		0.45	1.5	µg/L	1	9/7/2020 16:57
1,2,4-Trimethylbenzene	U		0.45	1.5	µg/L	1	9/7/2020 16:57
1,2-Dibromo-3-chloropropane	U		0.43	1.4	µg/L	1	9/7/2020 16:57
1,2-Dibromoethane	U		0.41	1.4	µg/L	1	9/7/2020 16:57
1,2-Dichlorobenzene	U		0.32	1.1	µg/L	1	9/7/2020 16:57
1,2-Dichloroethane	U		0.44	1.4	µg/L	1	9/7/2020 16:57
1,2-Dichloropropane	U		0.48	1.6	µg/L	1	9/7/2020 16:57
1,3,5-Trimethylbenzene	U		0.65	2.2	µg/L	1	9/7/2020 16:57
1,3-Dichlorobenzene	U		0.33	1.1	µg/L	1	9/7/2020 16:57
1,4-Dichlorobenzene	U		0.35	1.2	µg/L	1	9/7/2020 16:57
2-Butanone	U		0.52	1.7	µg/L	1	9/7/2020 16:57
2-Hexanone	U		0.59	2.0	µg/L	1	9/7/2020 16:57
4-Methyl-2-pentanone	U		0.52	1.7	µg/L	1	9/7/2020 16:57
Acetone	U		6.2	21	µg/L	1	9/7/2020 16:57
Benzene	U		0.46	1.5	µg/L	1	9/7/2020 16:57
Bromochloromethane	U		0.45	1.5	µg/L	1	9/7/2020 16:57
Bromodichloromethane	U		0.49	1.6	µg/L	1	9/7/2020 16:57
Bromoform	U		0.56	1.9	µg/L	1	9/7/2020 16:57
Bromomethane	U		0.90	3.0	µg/L	1	9/7/2020 16:57
Carbon disulfide	U		0.49	1.6	µg/L	1	9/7/2020 16:57
Carbon tetrachloride	U		0.40	1.4	µg/L	1	9/7/2020 16:57
Chlorobenzene	U		0.40	1.3	µg/L	1	9/7/2020 16:57
Chloroethane	U		0.68	2.3	µg/L	1	9/7/2020 16:57
Chloroform	U		0.46	1.5	µg/L	1	9/7/2020 16:57
Chloromethane	U		0.83	2.8	µg/L	1	9/7/2020 16:57
cis-1,2-Dichloroethene	U		0.42	1.4	µg/L	1	9/7/2020 16:57
cis-1,3-Dichloropropene	U		0.57	1.9	µg/L	1	9/7/2020 16:57
Cyclohexane	U		0.63	2.1	µg/L	1	9/7/2020 16:57
Dibromochloromethane	U		0.40	1.3	µg/L	1	9/7/2020 16:57
Dichlorodifluoromethane	U		0.68	2.3	µg/L	1	9/7/2020 16:57
Ethylbenzene	U		0.34	1.1	µg/L	1	9/7/2020 16:57

Note: See Qualifiers page for a list of qualifiers and their definitions.

ALS Group, USA

Date: 10-Sep-20

Client: TRC Environmental Corporation
Project: Grafton Lime Kiln LF
Sample ID: PW1530LR
Collection Date: 9/1/2020 12:35 PM

Work Order: 20090222
Lab ID: 20090222-11
Matrix: WATER

Analyses	Result	Qual	MDL	Report Limit	Units	Dilution Factor	Date Analyzed
Isopropylbenzene	U		0.35	1.2	µg/L	1	9/7/2020 16:57
m,p-Xylene	U		0.81	2.7	µg/L	1	9/7/2020 16:57
Methyl acetate	U		0.59	2.0	µg/L	1	9/7/2020 16:57
Methyl tert-butyl ether	U		0.45	1.5	µg/L	1	9/7/2020 16:57
Methylcyclohexane	U		0.35	1.2	µg/L	1	9/7/2020 16:57
Methylene chloride	U		0.86	2.9	µg/L	1	9/7/2020 16:57
Naphthalene	U		0.77	2.6	µg/L	1	9/7/2020 16:57
o-Xylene	U		0.31	1.0	µg/L	1	9/7/2020 16:57
Styrene	U		0.33	1.1	µg/L	1	9/7/2020 16:57
Tetrachloroethene	U		0.39	1.3	µg/L	1	9/7/2020 16:57
Tetrahydrofuran	U		0.73	2.4	µg/L	1	9/7/2020 16:57
Toluene	U		0.45	1.5	µg/L	1	9/7/2020 16:57
trans-1,2-Dichloroethene	U		0.48	1.6	µg/L	1	9/7/2020 16:57
trans-1,3-Dichloropropene	U		0.38	2.7	µg/L	1	9/7/2020 16:57
Trichloroethene	U		0.43	1.4	µg/L	1	9/7/2020 16:57
Trichlorofluoromethane	U		0.52	1.7	µg/L	1	9/7/2020 16:57
Vinyl chloride	U		0.53	1.8	µg/L	1	9/7/2020 16:57
Xylenes, Total	U		0.81	4.4	µg/L	1	9/7/2020 16:57
Surr: 1,2-Dichloroethane-d4	101			75-120	%REC	1	9/7/2020 16:57
Surr: 4-Bromofluorobenzene	99.0			80-110	%REC	1	9/7/2020 16:57
Surr: Dibromofluoromethane	99.7			85-115	%REC	1	9/7/2020 16:57
Surr: Toluene-d8	104			85-110	%REC	1	9/7/2020 16:57

Note: See Qualifiers page for a list of qualifiers and their definitions.

ALS Group, USA

Date: 10-Sep-20

Client: TRC Environmental Corporation
Project: Grafton Lime Kiln LF
Sample ID: PW461HR
Collection Date: 9/1/2020 01:00 PM

Work Order: 20090222
Lab ID: 20090222-12
Matrix: WATER

Analyses	Result	Qual	MDL	Report Limit	Units	Dilution Factor	Date Analyzed
VOLATILE ORGANIC COMPOUNDS			Method: SW8260C		Analyst: MF		
1,1,1-Trichloroethane	U		0.46	1.5	µg/L	1	9/7/2020 17:13
1,1,2,2-Tetrachloroethane	U		0.40	1.3	µg/L	1	9/7/2020 17:13
1,1,2-Trichloroethane	U		0.46	1.5	µg/L	1	9/7/2020 17:13
1,1,2-Trichlorotrifluoroethane	U		0.52	1.7	µg/L	1	9/7/2020 17:13
1,1-Dichloroethane	U		0.44	1.5	µg/L	1	9/7/2020 17:13
1,1-Dichloroethene	U		0.40	1.4	µg/L	1	9/7/2020 17:13
1,2,3-Trichlorobenzene	U		0.42	1.4	µg/L	1	9/7/2020 17:13
1,2,4-Trichlorobenzene	U		0.45	1.5	µg/L	1	9/7/2020 17:13
1,2,4-Trimethylbenzene	U		0.45	1.5	µg/L	1	9/7/2020 17:13
1,2-Dibromo-3-chloropropane	U		0.43	1.4	µg/L	1	9/7/2020 17:13
1,2-Dibromoethane	U		0.41	1.4	µg/L	1	9/7/2020 17:13
1,2-Dichlorobenzene	U		0.32	1.1	µg/L	1	9/7/2020 17:13
1,2-Dichloroethane	U		0.44	1.4	µg/L	1	9/7/2020 17:13
1,2-Dichloropropane	U		0.48	1.6	µg/L	1	9/7/2020 17:13
1,3,5-Trimethylbenzene	U		0.65	2.2	µg/L	1	9/7/2020 17:13
1,3-Dichlorobenzene	U		0.33	1.1	µg/L	1	9/7/2020 17:13
1,4-Dichlorobenzene	U		0.35	1.2	µg/L	1	9/7/2020 17:13
2-Butanone	U		0.52	1.7	µg/L	1	9/7/2020 17:13
2-Hexanone	U		0.59	2.0	µg/L	1	9/7/2020 17:13
4-Methyl-2-pentanone	U		0.52	1.7	µg/L	1	9/7/2020 17:13
Acetone	U		6.2	21	µg/L	1	9/7/2020 17:13
Benzene	U		0.46	1.5	µg/L	1	9/7/2020 17:13
Bromochloromethane	U		0.45	1.5	µg/L	1	9/7/2020 17:13
Bromodichloromethane	U		0.49	1.6	µg/L	1	9/7/2020 17:13
Bromoform	U		0.56	1.9	µg/L	1	9/7/2020 17:13
Bromomethane	U		0.90	3.0	µg/L	1	9/7/2020 17:13
Carbon disulfide	U		0.49	1.6	µg/L	1	9/7/2020 17:13
Carbon tetrachloride	U		0.40	1.4	µg/L	1	9/7/2020 17:13
Chlorobenzene	U		0.40	1.3	µg/L	1	9/7/2020 17:13
Chloroethane	U		0.68	2.3	µg/L	1	9/7/2020 17:13
Chloroform	U		0.46	1.5	µg/L	1	9/7/2020 17:13
Chloromethane	U		0.83	2.8	µg/L	1	9/7/2020 17:13
cis-1,2-Dichloroethene	U		0.42	1.4	µg/L	1	9/7/2020 17:13
cis-1,3-Dichloropropene	U		0.57	1.9	µg/L	1	9/7/2020 17:13
Cyclohexane	U		0.63	2.1	µg/L	1	9/7/2020 17:13
Dibromochloromethane	U		0.40	1.3	µg/L	1	9/7/2020 17:13
Dichlorodifluoromethane	U		0.68	2.3	µg/L	1	9/7/2020 17:13
Ethylbenzene	U		0.34	1.1	µg/L	1	9/7/2020 17:13

Note: See Qualifiers page for a list of qualifiers and their definitions.

ALS Group, USA

Date: 10-Sep-20

Client: TRC Environmental Corporation
Project: Grafton Lime Kiln LF
Sample ID: PW461HR
Collection Date: 9/1/2020 01:00 PM

Work Order: 20090222
Lab ID: 20090222-12
Matrix: WATER

Analyses	Result	Qual	MDL	Report Limit	Units	Dilution Factor	Date Analyzed
Isopropylbenzene	U		0.35	1.2	µg/L	1	9/7/2020 17:13
m,p-Xylene	U		0.81	2.7	µg/L	1	9/7/2020 17:13
Methyl acetate	U		0.59	2.0	µg/L	1	9/7/2020 17:13
Methyl tert-butyl ether	U		0.45	1.5	µg/L	1	9/7/2020 17:13
Methylcyclohexane	U		0.35	1.2	µg/L	1	9/7/2020 17:13
Methylene chloride	U		0.86	2.9	µg/L	1	9/7/2020 17:13
Naphthalene	U		0.77	2.6	µg/L	1	9/7/2020 17:13
o-Xylene	U		0.31	1.0	µg/L	1	9/7/2020 17:13
Styrene	U		0.33	1.1	µg/L	1	9/7/2020 17:13
Tetrachloroethene	U		0.39	1.3	µg/L	1	9/7/2020 17:13
Tetrahydrofuran	U		0.73	2.4	µg/L	1	9/7/2020 17:13
Toluene	U		0.45	1.5	µg/L	1	9/7/2020 17:13
trans-1,2-Dichloroethene	U		0.48	1.6	µg/L	1	9/7/2020 17:13
trans-1,3-Dichloropropene	U		0.38	2.7	µg/L	1	9/7/2020 17:13
Trichloroethene	U		0.43	1.4	µg/L	1	9/7/2020 17:13
Trichlorofluoromethane	U		0.52	1.7	µg/L	1	9/7/2020 17:13
Vinyl chloride	U		0.53	1.8	µg/L	1	9/7/2020 17:13
Xylenes, Total	U		0.81	4.4	µg/L	1	9/7/2020 17:13
Surr: 1,2-Dichloroethane-d4	103			75-120	%REC	1	9/7/2020 17:13
Surr: 4-Bromofluorobenzene	100			80-110	%REC	1	9/7/2020 17:13
Surr: Dibromofluoromethane	104			85-115	%REC	1	9/7/2020 17:13
Surr: Toluene-d8	103			85-110	%REC	1	9/7/2020 17:13

Note: See Qualifiers page for a list of qualifiers and their definitions.

ALS Group, USA

Date: 10-Sep-20

Client: TRC Environmental Corporation
Project: Grafton Lime Kiln LF
Sample ID: PW1587LR
Collection Date: 9/1/2020 01:25 PM

Work Order: 20090222
Lab ID: 20090222-13
Matrix: WATER

Analyses	Result	Qual	MDL	Report Limit	Units	Dilution Factor	Date Analyzed
VOLATILE ORGANIC COMPOUNDS			Method: SW8260C		Analyst: MF		
1,1,1-Trichloroethane	U		0.46	1.5	µg/L	1	9/7/2020 17:30
1,1,2,2-Tetrachloroethane	U		0.40	1.3	µg/L	1	9/7/2020 17:30
1,1,2-Trichloroethane	U		0.46	1.5	µg/L	1	9/7/2020 17:30
1,1,2-Trichlorotrifluoroethane	U		0.52	1.7	µg/L	1	9/7/2020 17:30
1,1-Dichloroethane	U		0.44	1.5	µg/L	1	9/7/2020 17:30
1,1-Dichloroethene	U		0.40	1.4	µg/L	1	9/7/2020 17:30
1,2,3-Trichlorobenzene	U		0.42	1.4	µg/L	1	9/7/2020 17:30
1,2,4-Trichlorobenzene	U		0.45	1.5	µg/L	1	9/7/2020 17:30
1,2,4-Trimethylbenzene	U		0.45	1.5	µg/L	1	9/7/2020 17:30
1,2-Dibromo-3-chloropropane	U		0.43	1.4	µg/L	1	9/7/2020 17:30
1,2-Dibromoethane	U		0.41	1.4	µg/L	1	9/7/2020 17:30
1,2-Dichlorobenzene	U		0.32	1.1	µg/L	1	9/7/2020 17:30
1,2-Dichloroethane	U		0.44	1.4	µg/L	1	9/7/2020 17:30
1,2-Dichloropropane	U		0.48	1.6	µg/L	1	9/7/2020 17:30
1,3,5-Trimethylbenzene	U		0.65	2.2	µg/L	1	9/7/2020 17:30
1,3-Dichlorobenzene	U		0.33	1.1	µg/L	1	9/7/2020 17:30
1,4-Dichlorobenzene	U		0.35	1.2	µg/L	1	9/7/2020 17:30
2-Butanone	U		0.52	1.7	µg/L	1	9/7/2020 17:30
2-Hexanone	U		0.59	2.0	µg/L	1	9/7/2020 17:30
4-Methyl-2-pentanone	U		0.52	1.7	µg/L	1	9/7/2020 17:30
Acetone	U		6.2	21	µg/L	1	9/7/2020 17:30
Benzene	U		0.46	1.5	µg/L	1	9/7/2020 17:30
Bromochloromethane	U		0.45	1.5	µg/L	1	9/7/2020 17:30
Bromodichloromethane	U		0.49	1.6	µg/L	1	9/7/2020 17:30
Bromoform	U		0.56	1.9	µg/L	1	9/7/2020 17:30
Bromomethane	U		0.90	3.0	µg/L	1	9/7/2020 17:30
Carbon disulfide	U		0.49	1.6	µg/L	1	9/7/2020 17:30
Carbon tetrachloride	U		0.40	1.4	µg/L	1	9/7/2020 17:30
Chlorobenzene	U		0.40	1.3	µg/L	1	9/7/2020 17:30
Chloroethane	U		0.68	2.3	µg/L	1	9/7/2020 17:30
Chloroform	U		0.46	1.5	µg/L	1	9/7/2020 17:30
Chloromethane	U		0.83	2.8	µg/L	1	9/7/2020 17:30
cis-1,2-Dichloroethene	U		0.42	1.4	µg/L	1	9/7/2020 17:30
cis-1,3-Dichloropropene	U		0.57	1.9	µg/L	1	9/7/2020 17:30
Cyclohexane	U		0.63	2.1	µg/L	1	9/7/2020 17:30
Dibromochloromethane	U		0.40	1.3	µg/L	1	9/7/2020 17:30
Dichlorodifluoromethane	U		0.68	2.3	µg/L	1	9/7/2020 17:30
Ethylbenzene	U		0.34	1.1	µg/L	1	9/7/2020 17:30

Note: See Qualifiers page for a list of qualifiers and their definitions.

ALS Group, USA

Date: 10-Sep-20

Client: TRC Environmental Corporation
Project: Grafton Lime Kiln LF
Sample ID: PW1587LR
Collection Date: 9/1/2020 01:25 PM

Work Order: 20090222
Lab ID: 20090222-13
Matrix: WATER

Analyses	Result	Qual	MDL	Report Limit	Units	Dilution Factor	Date Analyzed
Isopropylbenzene	U		0.35	1.2	µg/L	1	9/7/2020 17:30
m,p-Xylene	U		0.81	2.7	µg/L	1	9/7/2020 17:30
Methyl acetate	U		0.59	2.0	µg/L	1	9/7/2020 17:30
Methyl tert-butyl ether	U		0.45	1.5	µg/L	1	9/7/2020 17:30
Methylcyclohexane	U		0.35	1.2	µg/L	1	9/7/2020 17:30
Methylene chloride	U		0.86	2.9	µg/L	1	9/7/2020 17:30
Naphthalene	U		0.77	2.6	µg/L	1	9/7/2020 17:30
o-Xylene	U		0.31	1.0	µg/L	1	9/7/2020 17:30
Styrene	U		0.33	1.1	µg/L	1	9/7/2020 17:30
Tetrachloroethene	U		0.39	1.3	µg/L	1	9/7/2020 17:30
Tetrahydrofuran	U		0.73	2.4	µg/L	1	9/7/2020 17:30
Toluene	U		0.45	1.5	µg/L	1	9/7/2020 17:30
trans-1,2-Dichloroethene	U		0.48	1.6	µg/L	1	9/7/2020 17:30
trans-1,3-Dichloropropene	U		0.38	2.7	µg/L	1	9/7/2020 17:30
Trichloroethene	U		0.43	1.4	µg/L	1	9/7/2020 17:30
Trichlorofluoromethane	U		0.52	1.7	µg/L	1	9/7/2020 17:30
Vinyl chloride	U		0.53	1.8	µg/L	1	9/7/2020 17:30
Xylenes, Total	U		0.81	4.4	µg/L	1	9/7/2020 17:30
Surr: 1,2-Dichloroethane-d4	102			75-120	%REC	1	9/7/2020 17:30
Surr: 4-Bromofluorobenzene	101			80-110	%REC	1	9/7/2020 17:30
Surr: Dibromofluoromethane	101			85-115	%REC	1	9/7/2020 17:30
Surr: Toluene-d8	103			85-110	%REC	1	9/7/2020 17:30

Note: See Qualifiers page for a list of qualifiers and their definitions.

ALS Group, USA

Date: 10-Sep-20

Client: TRC Environmental Corporation
Project: Grafton Lime Kiln LF
Sample ID: DUP-1
Collection Date: 9/1/2020

Work Order: 20090222
Lab ID: 20090222-14
Matrix: WATER

Analyses	Result	Qual	MDL	Report Limit	Units	Dilution Factor	Date Analyzed
VOLATILE ORGANIC COMPOUNDS			Method: SW8260C			Analyst: MF	
1,1,1-Trichloroethane	U		0.46	1.5	µg/L	1	9/9/2020 00:53
1,1,2,2-Tetrachloroethane	U		0.40	1.3	µg/L	1	9/9/2020 00:53
1,1,2-Trichloroethane	U		0.46	1.5	µg/L	1	9/9/2020 00:53
1,1,2-Trichlorotrifluoroethane	U		0.52	1.7	µg/L	1	9/9/2020 00:53
1,1-Dichloroethane	3.5		0.44	1.5	µg/L	1	9/9/2020 00:53
1,1-Dichloroethene	0.92	J	0.40	1.4	µg/L	1	9/9/2020 00:53
1,2,3-Trichlorobenzene	U		0.42	1.4	µg/L	1	9/9/2020 00:53
1,2,4-Trichlorobenzene	U		0.45	1.5	µg/L	1	9/9/2020 00:53
1,2,4-Trimethylbenzene	U		0.45	1.5	µg/L	1	9/9/2020 00:53
1,2-Dibromo-3-chloropropane	U		0.43	1.4	µg/L	1	9/9/2020 00:53
1,2-Dibromoethane	U		0.41	1.4	µg/L	1	9/9/2020 00:53
1,2-Dichlorobenzene	U		0.32	1.1	µg/L	1	9/9/2020 00:53
1,2-Dichloroethane	U		0.44	1.4	µg/L	1	9/9/2020 00:53
1,2-Dichloropropane	U		0.48	1.6	µg/L	1	9/9/2020 00:53
1,3,5-Trimethylbenzene	U		0.65	2.2	µg/L	1	9/9/2020 00:53
1,3-Dichlorobenzene	U		0.33	1.1	µg/L	1	9/9/2020 00:53
1,4-Dichlorobenzene	U		0.35	1.2	µg/L	1	9/9/2020 00:53
2-Butanone	U		0.52	1.7	µg/L	1	9/9/2020 00:53
2-Hexanone	U		0.59	2.0	µg/L	1	9/9/2020 00:53
4-Methyl-2-pentanone	U		0.52	1.7	µg/L	1	9/9/2020 00:53
Acetone	U		6.2	21	µg/L	1	9/9/2020 00:53
Benzene	U		0.46	1.5	µg/L	1	9/9/2020 00:53
Bromochloromethane	U		0.45	1.5	µg/L	1	9/9/2020 00:53
Bromodichloromethane	U		0.49	1.6	µg/L	1	9/9/2020 00:53
Bromoform	U		0.56	1.9	µg/L	1	9/9/2020 00:53
Bromomethane	U		0.90	3.0	µg/L	1	9/9/2020 00:53
Carbon disulfide	U		0.49	1.6	µg/L	1	9/9/2020 00:53
Carbon tetrachloride	U		0.40	1.4	µg/L	1	9/9/2020 00:53
Chlorobenzene	U		0.40	1.3	µg/L	1	9/9/2020 00:53
Chloroethane	U		0.68	2.3	µg/L	1	9/9/2020 00:53
Chloroform	U		0.46	1.5	µg/L	1	9/9/2020 00:53
Chloromethane	U		0.83	2.8	µg/L	1	9/9/2020 00:53
cis-1,2-Dichloroethene	37		0.42	1.4	µg/L	1	9/9/2020 00:53
cis-1,3-Dichloropropene	U		0.57	1.9	µg/L	1	9/9/2020 00:53
Cyclohexane	U		0.63	2.1	µg/L	1	9/9/2020 00:53
Dibromochloromethane	U		0.40	1.3	µg/L	1	9/9/2020 00:53
Dichlorodifluoromethane	U		0.68	2.3	µg/L	1	9/9/2020 00:53
Ethylbenzene	U		0.34	1.1	µg/L	1	9/9/2020 00:53

Note: See Qualifiers page for a list of qualifiers and their definitions.

ALS Group, USA

Date: 10-Sep-20

Client: TRC Environmental Corporation
 Project: Grafton Lime Kiln LF
 Sample ID: DUP-1
 Collection Date: 9/1/2020

Work Order: 20090222
 Lab ID: 20090222-14
 Matrix: WATER

Analyses	Result	Qual	MDL	Report Limit	Units	Dilution Factor	Date Analyzed
Isopropylbenzene	U		0.35	1.2	µg/L	1	9/9/2020 00:53
m,p-Xylene	U		0.81	2.7	µg/L	1	9/9/2020 00:53
Methyl acetate	U		0.59	2.0	µg/L	1	9/9/2020 00:53
Methyl tert-butyl ether	U		0.45	1.5	µg/L	1	9/9/2020 00:53
Methylcyclohexane	U		0.35	1.2	µg/L	1	9/9/2020 00:53
Methylene chloride	U		0.86	2.9	µg/L	1	9/9/2020 00:53
Naphthalene	U		0.77	2.6	µg/L	1	9/9/2020 00:53
o-Xylene	U		0.31	1.0	µg/L	1	9/9/2020 00:53
Styrene	U		0.33	1.1	µg/L	1	9/9/2020 00:53
Tetrachloroethene	U		0.39	1.3	µg/L	1	9/9/2020 00:53
Tetrahydrofuran	U		0.73	2.4	µg/L	1	9/9/2020 00:53
Toluene	U		0.45	1.5	µg/L	1	9/9/2020 00:53
trans-1,2-Dichloroethene	U		0.48	1.6	µg/L	1	9/9/2020 00:53
trans-1,3-Dichloropropene	U		0.38	2.7	µg/L	1	9/9/2020 00:53
Trichloroethene	74		0.43	1.4	µg/L	1	9/9/2020 00:53
Trichlorofluoromethane	U		0.52	1.7	µg/L	1	9/9/2020 00:53
Vinyl chloride	4.5		0.53	1.8	µg/L	1	9/9/2020 00:53
Xylenes, Total	U		0.81	4.4	µg/L	1	9/9/2020 00:53
Surr: 1,2-Dichloroethane-d4	104			75-120	%REC	1	9/9/2020 00:53
Surr: 4-Bromofluorobenzene	98.4			80-110	%REC	1	9/9/2020 00:53
Surr: Dibromofluoromethane	103			85-115	%REC	1	9/9/2020 00:53
Surr: Toluene-d8	102			85-110	%REC	1	9/9/2020 00:53

Note: See Qualifiers page for a list of qualifiers and their definitions.

ALS Group, USA

Date: 10-Sep-20

Client: TRC Environmental Corporation
Project: Grafton Lime Kiln LF
Sample ID: Trip Blank
Collection Date: 9/1/2020

Work Order: 20090222
Lab ID: 20090222-15
Matrix: WATER

Analyses	Result	Qual	MDL	Report Limit	Units	Dilution Factor	Date Analyzed
VOLATILE ORGANIC COMPOUNDS			Method: SW8260C		Analyst: MF		
1,1,1-Trichloroethane	U		0.46	1.5	µg/L	1	9/7/2020 13:58
1,1,2,2-Tetrachloroethane	U		0.40	1.3	µg/L	1	9/7/2020 13:58
1,1,2-Trichloroethane	U		0.46	1.5	µg/L	1	9/7/2020 13:58
1,1,2-Trichlorotrifluoroethane	U		0.52	1.7	µg/L	1	9/7/2020 13:58
1,1-Dichloroethane	U		0.44	1.5	µg/L	1	9/7/2020 13:58
1,1-Dichloroethene	U		0.40	1.4	µg/L	1	9/7/2020 13:58
1,2,3-Trichlorobenzene	U		0.42	1.4	µg/L	1	9/7/2020 13:58
1,2,4-Trichlorobenzene	U		0.45	1.5	µg/L	1	9/7/2020 13:58
1,2,4-Trimethylbenzene	U		0.45	1.5	µg/L	1	9/7/2020 13:58
1,2-Dibromo-3-chloropropane	U		0.43	1.4	µg/L	1	9/7/2020 13:58
1,2-Dibromoethane	U		0.41	1.4	µg/L	1	9/7/2020 13:58
1,2-Dichlorobenzene	U		0.32	1.1	µg/L	1	9/7/2020 13:58
1,2-Dichloroethane	U		0.44	1.4	µg/L	1	9/7/2020 13:58
1,2-Dichloropropane	U		0.48	1.6	µg/L	1	9/7/2020 13:58
1,3,5-Trimethylbenzene	U		0.65	2.2	µg/L	1	9/7/2020 13:58
1,3-Dichlorobenzene	U		0.33	1.1	µg/L	1	9/7/2020 13:58
1,4-Dichlorobenzene	U		0.35	1.2	µg/L	1	9/7/2020 13:58
2-Butanone	U		0.52	1.7	µg/L	1	9/7/2020 13:58
2-Hexanone	U		0.59	2.0	µg/L	1	9/7/2020 13:58
4-Methyl-2-pentanone	U		0.52	1.7	µg/L	1	9/7/2020 13:58
Acetone	U		6.2	21	µg/L	1	9/7/2020 13:58
Benzene	U		0.46	1.5	µg/L	1	9/7/2020 13:58
Bromochloromethane	U		0.45	1.5	µg/L	1	9/7/2020 13:58
Bromodichloromethane	U		0.49	1.6	µg/L	1	9/7/2020 13:58
Bromoform	U		0.56	1.9	µg/L	1	9/7/2020 13:58
Bromomethane	U		0.90	3.0	µg/L	1	9/7/2020 13:58
Carbon disulfide	U		0.49	1.6	µg/L	1	9/7/2020 13:58
Carbon tetrachloride	U		0.40	1.4	µg/L	1	9/7/2020 13:58
Chlorobenzene	U		0.40	1.3	µg/L	1	9/7/2020 13:58
Chloroethane	U		0.68	2.3	µg/L	1	9/7/2020 13:58
Chloroform	U		0.46	1.5	µg/L	1	9/7/2020 13:58
Chloromethane	U		0.83	2.8	µg/L	1	9/7/2020 13:58
cis-1,2-Dichloroethene	U		0.42	1.4	µg/L	1	9/7/2020 13:58
cis-1,3-Dichloropropene	U		0.57	1.9	µg/L	1	9/7/2020 13:58
Cyclohexane	U		0.63	2.1	µg/L	1	9/7/2020 13:58
Dibromochloromethane	U		0.40	1.3	µg/L	1	9/7/2020 13:58
Dichlorodifluoromethane	U		0.68	2.3	µg/L	1	9/7/2020 13:58
Ethylbenzene	U		0.34	1.1	µg/L	1	9/7/2020 13:58

Note: See Qualifiers page for a list of qualifiers and their definitions.

ALS Group, USA

Date: 10-Sep-20

Client: TRC Environmental Corporation
Project: Grafton Lime Kiln LF
Sample ID: Trip Blank
Collection Date: 9/1/2020

Work Order: 20090222
Lab ID: 20090222-15
Matrix: WATER

Analyses	Result	Qual	MDL	Report Limit	Units	Dilution Factor	Date Analyzed
Isopropylbenzene	U		0.35	1.2	µg/L	1	9/7/2020 13:58
m,p-Xylene	U		0.81	2.7	µg/L	1	9/7/2020 13:58
Methyl acetate	U		0.59	2.0	µg/L	1	9/7/2020 13:58
Methyl tert-butyl ether	U		0.45	1.5	µg/L	1	9/7/2020 13:58
Methylcyclohexane	U		0.35	1.2	µg/L	1	9/7/2020 13:58
Methylene chloride	U		0.86	2.9	µg/L	1	9/7/2020 13:58
Naphthalene	U		0.77	2.6	µg/L	1	9/7/2020 13:58
o-Xylene	U		0.31	1.0	µg/L	1	9/7/2020 13:58
Styrene	U		0.33	1.1	µg/L	1	9/7/2020 13:58
Tetrachloroethene	U		0.39	1.3	µg/L	1	9/7/2020 13:58
Tetrahydrofuran	U		0.73	2.4	µg/L	1	9/7/2020 13:58
Toluene	U		0.45	1.5	µg/L	1	9/7/2020 13:58
trans-1,2-Dichloroethene	U		0.48	1.6	µg/L	1	9/7/2020 13:58
trans-1,3-Dichloropropene	U		0.38	2.7	µg/L	1	9/7/2020 13:58
Trichloroethene	U		0.43	1.4	µg/L	1	9/7/2020 13:58
Trichlorofluoromethane	U		0.52	1.7	µg/L	1	9/7/2020 13:58
Vinyl chloride	U		0.53	1.8	µg/L	1	9/7/2020 13:58
Xylenes, Total	U		0.81	4.4	µg/L	1	9/7/2020 13:58
Surr: 1,2-Dichloroethane-d4	100			75-120	%REC	1	9/7/2020 13:58
Surr: 4-Bromofluorobenzene	99.8			80-110	%REC	1	9/7/2020 13:58
Surr: Dibromofluoromethane	102			85-115	%REC	1	9/7/2020 13:58
Surr: Toluene-d8	102			85-110	%REC	1	9/7/2020 13:58

Note: See Qualifiers page for a list of qualifiers and their definitions.

Client: TRC Environmental Corporation
Work Order: 20090222
Project: Grafton Lime Kiln LF

QC BATCH REPORT

Batch ID: **R297530w** Instrument ID **VMS8** Method: **SW8260C**

MBLK		Sample ID: VBK1-200907-R297530w			Units: µg/L		Analysis Date: 9/7/2020 01:25 PM			
Client ID:		Run ID: VMS8_200907A			SeqNo: 6687621		Prep Date:		DF: 1	
Analyte	Result	PQL	SPK Val	SPK Ref Value	%REC	Control Limit	RPD Ref Value	%RPD	RPD Limit	Qual
1,1,1-Trichloroethane	U	1.5								
1,1,2,2-Tetrachloroethane	U	1.3								
1,1,2-Trichloroethane	U	1.5								
1,1,2-Trichlorotrifluoroethane	U	1.7								
1,1-Dichloroethane	U	1.5								
1,1-Dichloroethene	U	1.4								
1,2,3-Trichlorobenzene	U	1.4								
1,2,4-Trichlorobenzene	U	1.5								
1,2,4-Trimethylbenzene	U	1.5								
1,2-Dibromo-3-chloropropane	U	1.4								
1,2-Dibromoethane	U	1.4								
1,2-Dichlorobenzene	U	1.1								
1,2-Dichloroethane	U	1.4								
1,2-Dichloropropane	U	1.6								
1,3,5-Trimethylbenzene	U	2.2								
1,3-Dichlorobenzene	U	1.1								
1,4-Dichlorobenzene	U	1.2								
2-Butanone	U	1.7								
2-Hexanone	U	2.0								
4-Methyl-2-pentanone	U	1.7								
Acetone	U	21								
Benzene	U	1.5								
Bromochloromethane	U	1.5								
Bromodichloromethane	U	1.6								
Bromoform	U	1.9								
Bromomethane	U	3.0								
Carbon disulfide	U	1.6								
Carbon tetrachloride	U	1.4								
Chlorobenzene	U	1.3								
Chloroethane	U	2.3								
Chloroform	U	1.5								
Chloromethane	U	2.8								
cis-1,2-Dichloroethene	U	1.4								
cis-1,3-Dichloropropene	U	1.9								
Cyclohexane	U	2.1								
Dibromochloromethane	U	1.3								
Dichlorodifluoromethane	U	2.3								
Ethylbenzene	U	1.1								
Isopropylbenzene	U	1.2								
m,p-Xylene	U	2.7								
Methyl acetate	U	2.0								

Note: See Qualifiers Page for a list of Qualifiers and their explanation.

Client: TRC Environmental Corporation

Work Order: 20090222

Project: Grafton Lime Kiln LF

QC BATCH REPORT

Batch ID: R297530w	Instrument ID VMS8	Method: SW8260C						
Methyl tert-butyl ether	U	1.5						
Methylcyclohexane	U	1.2						
Methylene chloride	U	2.9						
Naphthalene	U	2.6						
o-Xylene	U	1.0						
Styrene	U	1.1						
Tetrachloroethene	U	1.3						
Tetrahydrofuran	U	2.4						
Toluene	U	1.5						
trans-1,2-Dichloroethene	U	1.6						
trans-1,3-Dichloropropene	U	2.7						
Trichloroethene	U	1.4						
Trichlorofluoromethane	U	1.7						
Vinyl chloride	U	1.8						
Xylenes, Total	U	4.4						
<i>Surr: 1,2-Dichloroethane-d4</i>	<i>19.95</i>	<i>0</i>	<i>20</i>	<i>0</i>	<i>99.8</i>	<i>75-120</i>	<i>0</i>	
<i>Surr: 4-Bromofluorobenzene</i>	<i>20</i>	<i>0</i>	<i>20</i>	<i>0</i>	<i>100</i>	<i>80-110</i>	<i>0</i>	
<i>Surr: Dibromofluoromethane</i>	<i>20.5</i>	<i>0</i>	<i>20</i>	<i>0</i>	<i>102</i>	<i>85-115</i>	<i>0</i>	
<i>Surr: Toluene-d8</i>	<i>20.57</i>	<i>0</i>	<i>20</i>	<i>0</i>	<i>103</i>	<i>85-110</i>	<i>0</i>	

Note: See Qualifiers Page for a list of Qualifiers and their explanation.

Client: TRC Environmental Corporation

QC BATCH REPORT

Work Order: 20090222

Project: Grafton Lime Kiln LF

Batch ID: **R297530w** Instrument ID **VMS8** Method: **SW8260C**

LCS		Sample ID: VLCSW1-200907-R297530w				Units: µg/L		Analysis Date: 9/7/2020 12:36 PM		
Client ID:		Run ID: VMS8_200907A			SeqNo: 6687620		Prep Date:		DF: 1	
Analyte	Result	PQL	SPK Val	SPK Ref Value	%REC	Control Limit	RPD Ref Value	%RPD	RPD Limit	Qual
1,1,1-Trichloroethane	20.28	1.5	20	0	101	75-130	0			
1,1,2,2-Tetrachloroethane	20.08	1.3	20	0	100	75-130	0			
1,1,2-Trichloroethane	18.9	1.5	20	0	94.5	75-125	0			
1,1-Dichloroethane	21.11	1.5	20	0	106	68-142	0			
1,1-Dichloroethene	20.96	1.4	20	0	105	70-145	0			
1,2,3-Trichlorobenzene	17.54	1.4	20	0	87.7	70-140	0			
1,2,4-Trichlorobenzene	18.77	1.5	20	0	93.8	70-135	0			
1,2,4-Trimethylbenzene	18.36	1.5	20	0	91.8	75-130	0			
1,2-Dibromo-3-chloropropane	17.59	1.4	20	0	88	60-130	0			
1,2-Dibromoethane	20.05	1.4	20	0	100	67-155	0			
1,2-Dichlorobenzene	18.09	1.1	20	0	90.4	70-130	0			
1,2-Dichloroethane	19.3	1.4	20	0	96.5	78-125	0			
1,2-Dichloropropane	19.48	1.6	20	0	97.4	75-125	0			
1,3,5-Trimethylbenzene	19.34	2.2	20	0	96.7	75-130	0			
1,3-Dichlorobenzene	18.61	1.1	20	0	93	75-130	0			
1,4-Dichlorobenzene	18.61	1.2	20	0	93	75-130	0			
2-Butanone	19.49	1.7	20	0	97.4	55-150	0			
2-Hexanone	17.64	2.0	20	0	88.2	60-135	0			
4-Methyl-2-pentanone	26	1.7	20	0	130	77-178	0			
Acetone	16.13	21	20	0	80.6	60-160	0			J
Benzene	18.5	1.5	20	0	92.5	70-130	0			
Bromochloromethane	19.79	1.5	20	0	99	72-141	0			
Bromodichloromethane	21.96	1.6	20	0	110	75-125	0			
Bromoform	18.82	1.9	20	0	94.1	60-125	0			
Bromomethane	40.81	3.0	20	0	204	30-185	0			S
Carbon disulfide	22.36	1.6	20	0	112	60-165	0			
Carbon tetrachloride	19.77	1.4	20	0	98.8	65-140	0			
Chlorobenzene	19.06	1.3	20	0	95.3	80-120	0			
Chloroethane	28.2	2.3	20	0	141	31-172	0			
Chloroform	20.24	1.5	20	0	101	66-135	0			
Chloromethane	18.12	2.8	20	0	90.6	46-148	0			
cis-1,2-Dichloroethene	19.92	1.4	20	0	99.6	75-134	0			
cis-1,3-Dichloropropene	21.36	1.9	20	0	107	70-130	0			
Dibromochloromethane	19.07	1.3	20	0	95.4	60-115	0			
Dichlorodifluoromethane	24.04	2.3	20	0	120	20-120	0			S
Ethylbenzene	19.33	1.1	20	0	96.6	76-123	0			
Isopropylbenzene	19.48	1.2	20	0	97.4	80-127	0			
m,p-Xylene	38.8	2.7	40	0	97	75-130	0			
Methyl tert-butyl ether	19.81	1.5	20	0	99	68-129	0			
Methylene chloride	18.76	2.9	20	0	93.8	72-125	0			
Naphthalene	17.39	2.6	20	0	87	55-160	0			
o-Xylene	19.07	1.0	20	0	95.4	76-127	0			

Note: See Qualifiers Page for a list of Qualifiers and their explanation.

Client: TRC Environmental Corporation

Work Order: 20090222

Project: Grafton Lime Kiln LF

QC BATCH REPORT

Batch ID: **R297530w**

Instrument ID **VMS8**

Method: **SW8260C**

Styrene	19.44	1.1	20	0	97.2	83-137	0
Tetrachloroethene	20.49	1.3	20	0	102	68-166	0
Tetrahydrofuran	16.87	2.4	20	0	84.4	54-139	0
Toluene	20.66	1.5	20	0	103	76-125	0
trans-1,2-Dichloroethene	21.92	1.6	20	0	110	80-140	0
trans-1,3-Dichloropropene	20.7	2.7	20	0	104	56-132	0
Trichloroethene	20.17	1.4	20	0	101	77-125	0
Trichlorofluoromethane	14.43	1.7	20	0	72.2	60-140	0
Vinyl chloride	20.28	1.8	20	0	101	50-136	0
Xylenes, Total	57.87	4.4	60	0	96.4	76-127	0
<i>Surr: 1,2-Dichloroethane-d4</i>	<i>18.84</i>	<i>0</i>	<i>20</i>	<i>0</i>	<i>94.2</i>	<i>75-120</i>	<i>0</i>
<i>Surr: 4-Bromofluorobenzene</i>	<i>20.76</i>	<i>0</i>	<i>20</i>	<i>0</i>	<i>104</i>	<i>80-110</i>	<i>0</i>
<i>Surr: Dibromofluoromethane</i>	<i>19.55</i>	<i>0</i>	<i>20</i>	<i>0</i>	<i>97.8</i>	<i>85-115</i>	<i>0</i>
<i>Surr: Toluene-d8</i>	<i>19.46</i>	<i>0</i>	<i>20</i>	<i>0</i>	<i>97.3</i>	<i>85-110</i>	<i>0</i>

Note: See Qualifiers Page for a list of Qualifiers and their explanation.

Client: TRC Environmental Corporation
 Work Order: 20090222
 Project: Grafton Lime Kiln LF

QC BATCH REPORT

Batch ID: **R297530w** Instrument ID **VMS8** Method: **SW8260C**

MS		Sample ID: 20090222-14A MS				Units: µg/L		Analysis Date: 9/7/2020 07:24 PM		
Client ID: DUP-1		Run ID: VMS8_200907A		SeqNo: 6687637		Prep Date:		DF: 5		
Analyte	Result	PQL	SPK Val	SPK Ref Value	%REC	Control Limit	RPD Ref Value	%RPD	RPD Limit	Qual
1,1,1-Trichloroethane	102	7.6	100	0	102	75-130	0			
1,1,2,2-Tetrachloroethane	88.05	6.7	100	0	88	75-130	0			
1,1,2-Trichloroethane	90.15	7.7	100	0	90.2	75-125	0			
1,1-Dichloroethane	105.2	7.4	100	4.5	101	68-142	0			
1,1-Dichloroethene	105.1	6.8	100	0	105	70-145	0			
1,2,3-Trichlorobenzene	85.65	7.0	100	0	85.6	70-140	0			
1,2,4-Trichlorobenzene	87.9	7.6	100	0	87.9	70-135	0			
1,2,4-Trimethylbenzene	84.9	7.5	100	0	84.9	75-130	0			
1,2-Dibromo-3-chloropropane	85.75	7.2	100	0	85.8	60-130	0			
1,2-Dibromoethane	98.25	6.8	100	0	98.2	67-155	0			
1,2-Dichlorobenzene	91.15	5.4	100	0	91.2	70-130	0			
1,2-Dichloroethane	90.55	7.2	100	0	90.6	78-125	0			
1,2-Dichloropropane	90.7	8.0	100	0	90.7	75-125	0			
1,3,5-Trimethylbenzene	90.65	11	100	0	90.6	75-130	0			
1,3-Dichlorobenzene	92.05	5.4	100	0	92	75-130	0			
1,4-Dichlorobenzene	92.05	5.8	100	0	92	75-130	0			
2-Butanone	114.7	8.6	100	0	115	55-150	0			
2-Hexanone	93.75	9.8	100	0	93.8	60-135	0			
4-Methyl-2-pentanone	142.2	8.6	100	0	142	77-178	0			
Acetone	90.2	100	100	0	90.2	60-160	0			J
Benzene	89	7.6	100	0	89	70-130	0			
Bromochloromethane	92.4	7.4	100	0	92.4	72-141	0			
Bromodichloromethane	98.4	8.2	100	0	98.4	75-125	0			
Bromoform	74.05	9.4	100	0	74	60-125	0			
Bromomethane	496.4	15	100	0	496	30-185	0			S
Carbon disulfide	102.4	8.2	100	0	102	60-165	0			
Carbon tetrachloride	93.7	6.8	100	0	93.7	65-140	0			
Chlorobenzene	93.95	6.7	100	0	94	80-120	0			
Chloroethane	159.4	11	100	0	159	31-172	0			
Chloroform	95.9	7.6	100	0	95.9	66-135	0			
Chloromethane	79.1	14	100	0	79.1	46-148	0			
cis-1,2-Dichloroethene	139.8	6.9	100	46.95	92.8	75-134	0			
cis-1,3-Dichloropropene	94.35	9.6	100	0	94.4	70-130	0			
Dibromochloromethane	85.4	6.6	100	0	85.4	60-115	0			
Dichlorodifluoromethane	127.6	11	100	0	128	20-120	0			S
Ethylbenzene	96.85	5.6	100	0	96.8	76-123	0			
Isopropylbenzene	96.25	5.8	100	0	96.2	80-127	0			
m,p-Xylene	191	14	200	0	95.5	75-130	0			
Methyl tert-butyl ether	105.1	7.6	100	0	105	68-129	0			
Methylene chloride	88.5	14	100	0	88.5	72-125	0			
Naphthalene	90.05	13	100	0	90	55-160	0			
o-Xylene	94.25	5.2	100	0	94.2	76-127	0			

Note: See Qualifiers Page for a list of Qualifiers and their explanation.

Client: TRC Environmental Corporation

Work Order: 20090222

Project: Grafton Lime Kiln LF

QC BATCH REPORT

Batch ID: R297530w	Instrument ID VMS8	Method: SW8260C					
Styrene	91.8	5.6	100	0	91.8	83-137	0
Tetrachloroethene	104	6.6	100	0	104	68-166	0
Tetrahydrofuran	80.65	12	100	0	80.6	54-139	0
Toluene	103.6	7.6	100	0	104	76-125	0
trans-1,2-Dichloroethene	105.9	8.0	100	0	106	80-140	0
trans-1,3-Dichloropropene	94.25	14	100	0	94.2	56-132	0
Trichloroethene	201.8	7.2	100	103.8	98	77-125	0
Trichlorofluoromethane	83.7	8.6	100	0	83.7	60-140	0
Vinyl chloride	111.4	8.8	100	2.9	109	50-136	0
Xylenes, Total	285.3	22	300	0	95.1	76-127	0
<i>Surr: 1,2-Dichloroethane-d4</i>	<i>97.05</i>	<i>0</i>	<i>100</i>	<i>0</i>	<i>97</i>	<i>75-120</i>	<i>0</i>
<i>Surr: 4-Bromofluorobenzene</i>	<i>101.9</i>	<i>0</i>	<i>100</i>	<i>0</i>	<i>102</i>	<i>80-110</i>	<i>0</i>
<i>Surr: Dibromofluoromethane</i>	<i>101</i>	<i>0</i>	<i>100</i>	<i>0</i>	<i>101</i>	<i>85-115</i>	<i>0</i>
<i>Surr: Toluene-d8</i>	<i>101.8</i>	<i>0</i>	<i>100</i>	<i>0</i>	<i>102</i>	<i>85-110</i>	<i>0</i>

Note: See Qualifiers Page for a list of Qualifiers and their explanation.

Client: TRC Environmental Corporation
 Work Order: 20090222
 Project: Grafton Lime Kiln LF

QC BATCH REPORT

Batch ID: **R297530w** Instrument ID **VMS8** Method: **SW8260C**

MSD				Sample ID: 20090222-14A MSD		Units: µg/L		Analysis Date: 9/7/2020 07:40 PM		
Client ID: DUP-1		Run ID: VMS8_200907A		SeqNo: 6687638		Prep Date:		DF: 5		
Analyte	Result	PQL	SPK Val	SPK Ref Value	%REC	Control Limit	RPD Ref Value	%RPD	RPD Limit	Qual
1,1,1-Trichloroethane	109	7.6	100	0	109	75-130	102	6.68	30	
1,1,2,2-Tetrachloroethane	90.6	6.7	100	0	90.6	75-130	88.05	2.85	30	
1,1,2-Trichloroethane	95.25	7.7	100	0	95.2	75-125	90.15	5.5	30	
1,1-Dichloroethane	115.6	7.4	100	4.5	111	68-142	105.2	9.42	30	
1,1-Dichloroethene	117.2	6.8	100	0	117	70-145	105.1	10.9	30	
1,2,3-Trichlorobenzene	88.7	7.0	100	0	88.7	70-140	85.65	3.5	30	
1,2,4-Trichlorobenzene	91.9	7.6	100	0	91.9	70-135	87.9	4.45	30	
1,2,4-Trimethylbenzene	91.6	7.5	100	0	91.6	75-130	84.9	7.59	30	
1,2-Dibromo-3-chloropropane	87.3	7.2	100	0	87.3	60-130	85.75	1.79	30	
1,2-Dibromoethane	101.1	6.8	100	0	101	67-155	98.25	2.86	30	
1,2-Dichlorobenzene	91.2	5.4	100	0	91.2	70-130	91.15	0.0548	30	
1,2-Dichloroethane	96.7	7.2	100	0	96.7	78-125	90.55	6.57	30	
1,2-Dichloropropane	97.3	8.0	100	0	97.3	75-125	90.7	7.02	30	
1,3,5-Trimethylbenzene	95.15	11	100	0	95.2	75-130	90.65	4.84	30	
1,3-Dichlorobenzene	93.75	5.4	100	0	93.8	75-130	92.05	1.83	30	
1,4-Dichlorobenzene	93.75	5.8	100	0	93.8	75-130	92.05	1.83	30	
2-Butanone	115.1	8.6	100	0	115	55-150	114.7	0.348	30	
2-Hexanone	96.05	9.8	100	0	96	60-135	93.75	2.42	30	
4-Methyl-2-pentanone	151.6	8.6	100	0	152	77-178	142.2	6.4	30	
Acetone	96.5	100	100	0	96.5	60-160	90.2	0	30	J
Benzene	94.15	7.6	100	0	94.2	70-130	89	5.62	30	
Bromochloromethane	98.05	7.4	100	0	98	72-141	92.4	5.93	30	
Bromodichloromethane	105.4	8.2	100	0	105	75-125	98.4	6.87	30	
Bromoform	79.4	9.4	100	0	79.4	60-125	74.05	6.97	30	
Bromomethane	541.1	15	100	0	541	30-185	496.4	8.62	30	SE
Carbon disulfide	112.4	8.2	100	0	112	60-165	102.4	9.26	30	
Carbon tetrachloride	102.8	6.8	100	0	103	65-140	93.7	9.26	30	
Chlorobenzene	96.7	6.7	100	0	96.7	80-120	93.95	2.88	30	
Chloroethane	172.4	11	100	0	172	31-172	159.4	7.84	30	S
Chloroform	104.8	7.6	100	0	105	66-135	95.9	8.87	30	
Chloromethane	85.3	14	100	0	85.3	46-148	79.1	7.54	30	
cis-1,2-Dichloroethene	149.4	6.9	100	46.95	102	75-134	139.8	6.61	30	
cis-1,3-Dichloropropene	103.7	9.6	100	0	104	70-130	94.35	9.44	30	
Dibromochloromethane	89.8	6.6	100	0	89.8	60-115	85.4	5.02	30	
Dichlorodifluoromethane	137.8	11	100	0	138	20-120	127.6	7.76	30	S
Ethylbenzene	101.6	5.6	100	0	102	76-123	96.85	4.74	30	
Isopropylbenzene	100.8	5.8	100	0	101	80-127	96.25	4.62	30	
m,p-Xylene	201.8	14	200	0	101	75-130	191	5.5	30	
Methyl tert-butyl ether	110.9	7.6	100	0	111	68-129	105.1	5.37	30	
Methylene chloride	95.85	14	100	0	95.8	72-125	88.5	7.97	30	
Naphthalene	90.95	13	100	0	91	55-160	90.05	0.994	30	
o-Xylene	98.6	5.2	100	0	98.6	76-127	94.25	4.51	30	

Note: See Qualifiers Page for a list of Qualifiers and their explanation.

Client: TRC Environmental Corporation

Work Order: 20090222

Project: Grafton Lime Kiln LF

QC BATCH REPORT

Batch ID: R297530w	Instrument ID VMS8	Method: SW8260C								
Styrene	96.1	5.6	100	0	96.1	83-137	91.8	4.58	30	
Tetrachloroethene	106.6	6.6	100	0	107	68-166	104	2.52	30	
Tetrahydrofuran	88.35	12	100	0	88.4	54-139	80.65	9.11	30	
Toluene	111.8	7.6	100	0	112	76-125	103.6	7.61	30	
trans-1,2-Dichloroethene	113.6	8.0	100	0	114	80-140	105.9	7.02	30	
trans-1,3-Dichloropropene	98.55	14	100	0	98.6	56-132	94.25	4.46	30	
Trichloroethene	205.6	7.2	100	103.8	102	77-125	201.8	1.82	30	
Trichlorofluoromethane	87.6	8.6	100	0	87.6	60-140	83.7	4.55	30	
Vinyl chloride	118.8	8.8	100	2.9	116	50-136	111.4	6.34	30	
Xylenes, Total	300.4	22	300	0	100	76-127	285.3	5.17	30	
<i>Surr: 1,2-Dichloroethane-d4</i>	102.2	0	100	0	102	75-120	97.05	5.12	30	
<i>Surr: 4-Bromofluorobenzene</i>	96.8	0	100	0	96.8	80-110	101.9	5.13	30	
<i>Surr: Dibromofluoromethane</i>	101.8	0	100	0	102	85-115	101	0.838	30	
<i>Surr: Toluene-d8</i>	101.2	0	100	0	101	85-110	101.8	0.69	30	

The following samples were analyzed in this batch:

20090222-01A	20090222-02A	20090222-03A
20090222-04A	20090222-05A	20090222-06A
20090222-07A	20090222-08A	20090222-09A
20090222-10A	20090222-11A	20090222-12A
20090222-13A	20090222-14A	20090222-15A

Note: See Qualifiers Page for a list of Qualifiers and their explanation.

Client: TRC Environmental Corporation
 Work Order: 20090222
 Project: Grafton Lime Kiln LF

QC BATCH REPORT

Batch ID: **R297655B** Instrument ID **VMS8** Method: **SW8260C**

MBLK		Sample ID: VBLKW1-200908-R297655B				Units: µg/L		Analysis Date: 9/8/2020 07:28 PM		
Client ID:		Run ID: VMS8_200908B		SeqNo: 6691204		Prep Date:		DF: 1		
Analyte	Result	PQL	SPK Val	SPK Ref Value	%REC	Control Limit	RPD Ref Value	%RPD	RPD Limit	Qual
1,1,1-Trichloroethane	U	1.5								
1,1,2,2-Tetrachloroethane	U	1.3								
1,1,2-Trichloroethane	U	1.5								
1,1,2-Trichlorotrifluoroethane	U	1.7								
1,1-Dichloroethane	U	1.5								
1,1-Dichloroethene	U	1.4								
1,2,3-Trichlorobenzene	U	1.4								
1,2,4-Trichlorobenzene	U	1.5								
1,2,4-Trimethylbenzene	U	1.5								
1,2-Dibromo-3-chloropropane	U	1.4								
1,2-Dibromoethane	U	1.4								
1,2-Dichlorobenzene	U	1.1								
1,2-Dichloroethane	U	1.4								
1,2-Dichloropropane	U	1.6								
1,3,5-Trimethylbenzene	U	2.2								
1,3-Dichlorobenzene	U	1.1								
1,4-Dichlorobenzene	U	1.2								
2-Butanone	U	1.7								
2-Hexanone	U	2.0								
4-Methyl-2-pentanone	U	1.7								
Acetone	U	21								
Benzene	U	1.5								
Bromochloromethane	U	1.5								
Bromodichloromethane	U	1.6								
Bromoform	U	1.9								
Bromomethane	U	3.0								
Carbon disulfide	U	1.6								
Carbon tetrachloride	U	1.4								
Chlorobenzene	U	1.3								
Chloroethane	U	2.3								
Chloroform	U	1.5								
Chloromethane	U	2.8								
cis-1,2-Dichloroethene	U	1.4								
cis-1,3-Dichloropropene	U	1.9								
Cyclohexane	U	2.1								
Dibromochloromethane	U	1.3								
Dichlorodifluoromethane	U	2.3								
Ethylbenzene	U	1.1								
Isopropylbenzene	U	1.2								
m,p-Xylene	U	2.7								
Methyl acetate	U	2.0								
Methyl tert-butyl ether	U	1.5								

Note: See Qualifiers Page for a list of Qualifiers and their explanation.

Client: TRC Environmental Corporation

Work Order: 20090222

Project: Grafton Lime Kiln LF

QC BATCH REPORT

Batch ID: R297655B	Instrument ID VMS8	Method: SW8260C					
Methylcyclohexane	U	1.2					
Methylene chloride	U	2.9					
Naphthalene	U	2.6					
o-Xylene	U	1.0					
Styrene	U	1.1					
Tetrachloroethene	U	1.3					
Tetrahydrofuran	U	2.4					
Toluene	U	1.5					
trans-1,2-Dichloroethene	U	1.6					
trans-1,3-Dichloropropene	U	2.7					
Trichloroethene	U	1.4					
Trichlorofluoromethane	U	1.7					
Vinyl chloride	U	1.8					
Xylenes, Total	U	4.4					
<i>Surr: 1,2-Dichloroethane-d4</i>	<i>19.69</i>	<i>0</i>	<i>20</i>	<i>0</i>	<i>98.4</i>	<i>75-120</i>	<i>0</i>
<i>Surr: 4-Bromofluorobenzene</i>	<i>19.71</i>	<i>0</i>	<i>20</i>	<i>0</i>	<i>98.6</i>	<i>80-110</i>	<i>0</i>
<i>Surr: Dibromofluoromethane</i>	<i>19.6</i>	<i>0</i>	<i>20</i>	<i>0</i>	<i>98</i>	<i>85-115</i>	<i>0</i>
<i>Surr: Toluene-d8</i>	<i>20.49</i>	<i>0</i>	<i>20</i>	<i>0</i>	<i>102</i>	<i>85-110</i>	<i>0</i>

Note: See Qualifiers Page for a list of Qualifiers and their explanation.

Client: TRC Environmental Corporation

QC BATCH REPORT

Work Order: 20090222

Project: Grafton Lime Kiln LF

Batch ID: **R297655B**

Instrument ID **VMS8**

Method: **SW8260C**

LCS		Sample ID: VLCSW1-200908-R297655B				Units: µg/L		Analysis Date: 9/8/2020 06:39 PM		
Client ID:		Run ID: VMS8_200908B		SeqNo: 6691203		Prep Date:		DF: 1		
Analyte	Result	PQL	SPK Val	SPK Ref Value	%REC	Control Limit	RPD Ref Value	%RPD	RPD Limit	Qual
1,1,1-Trichloroethane	17.66	1.5	20	0	88.3	75-130	0			
1,1,2,2-Tetrachloroethane	18.73	1.3	20	0	93.6	75-130	0			
1,1,2-Trichloroethane	17.97	1.5	20	0	89.8	75-125	0			
1,1-Dichloroethane	18.68	1.5	20	0	93.4	68-142	0			
1,1-Dichloroethene	18.26	1.4	20	0	91.3	70-145	0			
1,2,3-Trichlorobenzene	17.04	1.4	20	0	85.2	70-140	0			
1,2,4-Trichlorobenzene	17.6	1.5	20	0	88	70-135	0			
1,2,4-Trimethylbenzene	16.37	1.5	20	0	81.8	75-130	0			
1,2-Dibromo-3-chloropropane	17.44	1.4	20	0	87.2	60-130	0			
1,2-Dibromoethane	18.55	1.4	20	0	92.8	67-155	0			
1,2-Dichlorobenzene	17.78	1.1	20	0	88.9	70-130	0			
1,2-Dichloroethane	17.59	1.4	20	0	88	78-125	0			
1,2-Dichloropropane	17.16	1.6	20	0	85.8	75-125	0			
1,3,5-Trimethylbenzene	17.03	2.2	20	0	85.2	75-130	0			
1,3-Dichlorobenzene	18.37	1.1	20	0	91.8	75-130	0			
1,4-Dichlorobenzene	18.37	1.2	20	0	91.8	75-130	0			
2-Butanone	19.61	1.7	20	0	98	55-150	0			
2-Hexanone	19.15	2.0	20	0	95.8	60-135	0			
4-Methyl-2-pentanone	28.29	1.7	20	0	141	77-178	0			
Acetone	18.59	21	20	0	93	60-160	0			J
Benzene	16.74	1.5	20	0	83.7	70-130	0			
Bromochloromethane	17.49	1.5	20	0	87.4	72-141	0			
Bromodichloromethane	18.62	1.6	20	0	93.1	75-125	0			
Bromoform	15.32	1.9	20	0	76.6	60-125	0			
Bromomethane	42.77	3.0	20	0	214	30-185	0			S
Carbon disulfide	18.96	1.6	20	0	94.8	60-165	0			
Carbon tetrachloride	16.69	1.4	20	0	83.4	65-140	0			
Chlorobenzene	17.41	1.3	20	0	87	80-120	0			
Chloroethane	20.75	2.3	20	0	104	31-172	0			
Chloroform	18.28	1.5	20	0	91.4	66-135	0			
Chloromethane	17.49	2.8	20	0	87.4	46-148	0			
cis-1,2-Dichloroethene	18.35	1.4	20	0	91.8	75-134	0			
cis-1,3-Dichloropropene	18.77	1.9	20	0	93.8	70-130	0			
Dibromochloromethane	16.66	1.3	20	0	83.3	60-115	0			
Dichlorodifluoromethane	27.11	2.3	20	0	136	20-120	0			S
Ethylbenzene	17.21	1.1	20	0	86	76-123	0			
Isopropylbenzene	17.41	1.2	20	0	87	80-127	0			
m,p-Xylene	34.88	2.7	40	0	87.2	75-130	0			
Methyl tert-butyl ether	20.2	1.5	20	0	101	68-129	0			
Methylene chloride	20.01	2.9	20	0	100	72-125	0			
Naphthalene	17.18	2.6	20	0	85.9	55-160	0			
o-Xylene	17.52	1.0	20	0	87.6	76-127	0			

Note: See Qualifiers Page for a list of Qualifiers and their explanation.

Client: TRC Environmental Corporation

Work Order: 20090222

Project: Grafton Lime Kiln LF

QC BATCH REPORT

Batch ID: R297655B	Instrument ID VMS8	Method: SW8260C						
Styrene	17.83	1.1	20	0	89.2	83-137	0	
Tetrachloroethene	17.45	1.3	20	0	87.2	68-166	0	
Tetrahydrofuran	16.46	2.4	20	0	82.3	54-139	0	
Toluene	18.72	1.5	20	0	93.6	76-125	0	
trans-1,2-Dichloroethene	19.17	1.6	20	0	95.8	80-140	0	
trans-1,3-Dichloropropene	17.99	2.7	20	0	90	56-132	0	
Trichloroethene	18.19	1.4	20	0	91	77-125	0	
Trichlorofluoromethane	14.17	1.7	20	0	70.8	60-140	0	
Vinyl chloride	20.03	1.8	20	0	100	50-136	0	
Xylenes, Total	52.4	4.4	60	0	87.3	76-127	0	
<i>Surr: 1,2-Dichloroethane-d4</i>	19.97	0	20	0	99.8	75-120	0	
<i>Surr: 4-Bromofluorobenzene</i>	19.95	0	20	0	99.8	80-110	0	
<i>Surr: Dibromofluoromethane</i>	20.47	0	20	0	102	85-115	0	
<i>Surr: Toluene-d8</i>	19.4	0	20	0	97	85-110	0	

Note: See Qualifiers Page for a list of Qualifiers and their explanation.

Client: TRC Environmental Corporation
 Work Order: 20090222
 Project: Grafton Lime Kiln LF

QC BATCH REPORT

Batch ID: R297655B Instrument ID VMS8 Method: SW8260C

MS		Sample ID: 20090222-02A MS				Units: µg/L		Analysis Date: 9/9/2020 01:09 AM		
Client ID: P2B		Run ID: VMS8_200908B				SeqNo: 6691211		Prep Date:		DF: 5
Analyte	Result	PQL	SPK Val	SPK Ref Value	%REC	Control Limit	RPD Ref Value	%RPD	RPD Limit	Qual
1,1,1-Trichloroethane	68.3	7.6	100	0	68.3	75-130	0			S
1,1,2,2-Tetrachloroethane	59.15	6.7	100	0	59.2	75-130	0			S
1,1,2-Trichloroethane	61.45	7.7	100	0	61.4	75-125	0			S
1,1-Dichloroethane	74.65	7.4	100	5.1	69.6	68-142	0			
1,1-Dichloroethene	75.75	6.8	100	1.03	74.7	70-145	0			
1,2,3-Trichlorobenzene	57.3	7.0	100	0	57.3	70-140	0			S
1,2,4-Trichlorobenzene	59.2	7.6	100	0	59.2	70-135	0			S
1,2,4-Trimethylbenzene	57.5	7.5	100	0	57.5	75-130	0			S
1,2-Dibromo-3-chloropropane	57.25	7.2	100	0	57.2	60-130	0			S
1,2-Dibromoethane	66.4	6.8	100	0	66.4	67-155	0			S
1,2-Dichlorobenzene	62.7	5.4	100	0	62.7	70-130	0			S
1,2-Dichloroethane	65.4	7.2	100	0	65.4	78-125	0			S
1,2-Dichloropropane	62.4	8.0	100	0	62.4	75-125	0			S
1,3,5-Trimethylbenzene	60.7	11	100	0	60.7	75-130	0			S
1,3-Dichlorobenzene	63.45	5.4	100	0	63.4	75-130	0			S
1,4-Dichlorobenzene	63.45	5.8	100	0	63.4	75-130	0			S
2-Butanone	69.25	8.6	100	0	69.2	55-150	0			
2-Hexanone	62.25	9.8	100	0	62.2	60-135	0			
4-Methyl-2-pentanone	94.35	8.6	100	0	94.4	77-178	0			
Acetone	61.85	100	100	1.97	59.9	60-160	0			JS
Benzene	62.3	7.6	100	0	62.3	70-130	0			S
Bromochloromethane	64	7.4	100	0	64	72-141	0			S
Bromodichloromethane	67.8	8.2	100	0	67.8	75-125	0			S
Bromoform	50.7	9.4	100	0	50.7	60-125	0			S
Bromomethane	387.5	15	100	0	388	30-185	0			S
Carbon disulfide	72.45	8.2	100	0	72.4	60-165	0			
Carbon tetrachloride	64.75	6.8	100	0	64.8	65-140	0			S
Chlorobenzene	62.75	6.7	100	0	62.8	80-120	0			S
Chloroethane	118.6	11	100	0	119	31-172	0			
Chloroform	67.3	7.6	100	0	67.3	66-135	0			
Chloromethane	60.35	14	100	0.41	59.9	46-148	0			
cis-1,2-Dichloroethene	269.3	6.9	100	256.9	12.4	75-134	0			S
cis-1,3-Dichloropropene	65.7	9.6	100	0	65.7	70-130	0			S
Dibromochloromethane	59.15	6.6	100	0	59.2	60-115	0			S
Dichlorodifluoromethane	109	11	100	0	109	20-120	0			
Ethylbenzene	65.85	5.6	100	0	65.8	76-123	0			S
Isopropylbenzene	64.55	5.8	100	0	64.6	80-127	0			S
m,p-Xylene	127.8	14	200	0	63.9	75-130	0			S
Methyl tert-butyl ether	70.35	7.6	100	0	70.4	68-129	0			
Methylene chloride	65.6	14	100	0	65.6	72-125	0			S
Naphthalene	58.2	13	100	0	58.2	55-160	0			
o-Xylene	63.05	5.2	100	0	63	76-127	0			S

Note: See Qualifiers Page for a list of Qualifiers and their explanation.

Client: TRC Environmental Corporation

Work Order: 20090222

Project: Grafton Lime Kiln LF

QC BATCH REPORT

Batch ID: R297655B	Instrument ID VMS8	Method: SW8260C							
Styrene	61.6	5.6	100	0	61.6	83-137	0	S	
Tetrachloroethene	71.4	6.6	100	0	71.4	68-166	0		
Tetrahydrofuran	54.75	12	100	0	54.8	54-139	0		
Toluene	72.3	7.6	100	0	72.3	76-125	0	S	
trans-1,2-Dichloroethene	78.15	8.0	100	3.47	74.7	80-140	0	S	
trans-1,3-Dichloropropene	63.25	14	100	0	63.2	56-132	0		
Trichloroethene	147.5	7.2	100	71.16	76.3	77-125	0	S	
Trichlorofluoromethane	60.15	8.6	100	0	60.2	60-140	0		
Vinyl chloride	222.9	8.8	100	141.8	81.1	50-136	0		
Xylenes, Total	190.8	22	300	0	63.6	76-127	0	S	
<i>Surr: 1,2-Dichloroethane-d4</i>	<i>100.4</i>	<i>0</i>	<i>100</i>	<i>0</i>	<i>100</i>	<i>75-120</i>	<i>0</i>		
<i>Surr: 4-Bromofluorobenzene</i>	<i>95.6</i>	<i>0</i>	<i>100</i>	<i>0</i>	<i>95.6</i>	<i>80-110</i>	<i>0</i>		
<i>Surr: Dibromofluoromethane</i>	<i>100.8</i>	<i>0</i>	<i>100</i>	<i>0</i>	<i>101</i>	<i>85-115</i>	<i>0</i>		
<i>Surr: Toluene-d8</i>	<i>101.8</i>	<i>0</i>	<i>100</i>	<i>0</i>	<i>102</i>	<i>85-110</i>	<i>0</i>		

Note: See Qualifiers Page for a list of Qualifiers and their explanation.

Client: TRC Environmental Corporation
Work Order: 20090222
Project: Grafton Lime Kiln LF

QC BATCH REPORT

Batch ID: **R297655B** Instrument ID **VMS8** Method: **SW8260C**

MSD		Sample ID: 20090222-02A MSD				Units: µg/L		Analysis Date: 9/9/2020 01:26 AM			
Client ID: P2B		Run ID: VMS8_200908B				SeqNo: 6691212		Prep Date:		DF: 5	
Analyte	Result	PQL	SPK Val	SPK Ref Value	%REC	Control Limit	RPD Ref Value	%RPD	RPD Limit	Qual	
1,1,1-Trichloroethane	71.05	7.6	100	0	71	75-130	68.3	3.95	30	S	
1,1,2,2-Tetrachloroethane	61.95	6.7	100	0	62	75-130	59.15	4.62	30	S	
1,1,2-Trichloroethane	65.85	7.7	100	0	65.8	75-125	61.45	6.91	30	S	
1,1-Dichloroethane	75.75	7.4	100	5.1	70.6	68-142	74.65	1.46	30		
1,1-Dichloroethene	77.2	6.8	100	1.03	76.2	70-145	75.75	1.9	30		
1,2,3-Trichlorobenzene	58	7.0	100	0	58	70-140	57.3	1.21	30	S	
1,2,4-Trichlorobenzene	60.95	7.6	100	0	61	70-135	59.2	2.91	30	S	
1,2,4-Trimethylbenzene	60.95	7.5	100	0	61	75-130	57.5	5.83	30	S	
1,2-Dibromo-3-chloropropane	59.55	7.2	100	0	59.6	60-130	57.25	3.94	30	S	
1,2-Dibromoethane	68.5	6.8	100	0	68.5	67-155	66.4	3.11	30		
1,2-Dichlorobenzene	62.6	5.4	100	0	62.6	70-130	62.7	0.16	30	S	
1,2-Dichloroethane	65.65	7.2	100	0	65.6	78-125	65.4	0.382	30	S	
1,2-Dichloropropane	62.5	8.0	100	0	62.5	75-125	62.4	0.16	30	S	
1,3,5-Trimethylbenzene	63.15	11	100	0	63.2	75-130	60.7	3.96	30	S	
1,3-Dichlorobenzene	65.65	5.4	100	0	65.6	75-130	63.45	3.41	30	S	
1,4-Dichlorobenzene	65.65	5.8	100	0	65.6	75-130	63.45	3.41	30	S	
2-Butanone	72.25	8.6	100	0	72.2	55-150	69.25	4.24	30		
2-Hexanone	66.1	9.8	100	0	66.1	60-135	62.25	6	30		
4-Methyl-2-pentanone	99.65	8.6	100	0	99.6	77-178	94.35	5.46	30		
Acetone	62.5	100	100	1.97	60.5	60-160	61.85	0	30	J	
Benzene	63	7.6	100	0	63	70-130	62.3	1.12	30	S	
Bromochloromethane	66.7	7.4	100	0	66.7	72-141	64	4.13	30	S	
Bromodichloromethane	69.5	8.2	100	0	69.5	75-125	67.8	2.48	30	S	
Bromoform	53.75	9.4	100	0	53.8	60-125	50.7	5.84	30	S	
Bromomethane	389.5	15	100	0	390	30-185	387.5	0.515	30	S	
Carbon disulfide	76.05	8.2	100	0	76	60-165	72.45	4.85	30		
Carbon tetrachloride	68.3	6.8	100	0	68.3	65-140	64.75	5.34	30		
Chlorobenzene	65.15	6.7	100	0	65.2	80-120	62.75	3.75	30	S	
Chloroethane	113.7	11	100	0	114	31-172	118.6	4.26	30		
Chloroform	67.95	7.6	100	0	68	66-135	67.3	0.961	30		
Chloromethane	62.35	14	100	0.41	61.9	46-148	60.35	3.26	30		
cis-1,2-Dichloroethene	266.4	6.9	100	256.9	9.45	75-134	269.3	1.1	30	S	
cis-1,3-Dichloropropene	66.8	9.6	100	0	66.8	70-130	65.7	1.66	30	S	
Dibromochloromethane	61.25	6.6	100	0	61.2	60-115	59.15	3.49	30		
Dichlorodifluoromethane	109.2	11	100	0	109	20-120	109	0.229	30		
Ethylbenzene	68.55	5.6	100	0	68.6	76-123	65.85	4.02	30	S	
Isopropylbenzene	68.15	5.8	100	0	68.2	80-127	64.55	5.43	30	S	
m,p-Xylene	132.7	14	200	0	66.4	75-130	127.8	3.8	30	S	
Methyl tert-butyl ether	72.55	7.6	100	0	72.6	68-129	70.35	3.08	30		
Methylene chloride	67	14	100	0	67	72-125	65.6	2.11	30	S	
Naphthalene	58.25	13	100	0	58.2	55-160	58.2	0.0859	30		
o-Xylene	65.25	5.2	100	0	65.2	76-127	63.05	3.43	30	S	

Note: See Qualifiers Page for a list of Qualifiers and their explanation.

Client: TRC Environmental Corporation

Work Order: 20090222

Project: Grafton Lime Kiln LF

QC BATCH REPORT

Batch ID: R297655B	Instrument ID VMS8	Method: SW8260C									
Styrene	63.1	5.6	100	0	63.1	83-137	61.6	2.41	30	S	
Tetrachloroethene	73.1	6.6	100	0	73.1	68-166	71.4	2.35	30		
Tetrahydrofuran	57.1	12	100	0	57.1	54-139	54.75	4.2	30		
Toluene	73.4	7.6	100	0	73.4	76-125	72.3	1.51	30	S	
trans-1,2-Dichloroethene	79.65	8.0	100	3.47	76.2	80-140	78.15	1.9	30	S	
trans-1,3-Dichloropropene	65.45	14	100	0	65.4	56-132	63.25	3.42	30		
Trichloroethene	141.4	7.2	100	71.16	70.2	77-125	147.5	4.22	30	S	
Trichlorofluoromethane	60.5	8.6	100	0	60.5	60-140	60.15	0.58	30		
Vinyl chloride	226.3	8.8	100	141.8	84.5	50-136	222.9	1.51	30		
Xylenes, Total	198	22	300	0	66	76-127	190.8	3.68	30	S	
<i>Surr: 1,2-Dichloroethane-d4</i>	<i>101</i>	<i>0</i>	<i>100</i>	<i>0</i>	<i>101</i>	<i>75-120</i>	<i>100.4</i>	<i>0.645</i>	<i>30</i>		
<i>Surr: 4-Bromofluorobenzene</i>	<i>101.2</i>	<i>0</i>	<i>100</i>	<i>0</i>	<i>101</i>	<i>80-110</i>	<i>95.6</i>	<i>5.74</i>	<i>30</i>		
<i>Surr: Dibromofluoromethane</i>	<i>101.9</i>	<i>0</i>	<i>100</i>	<i>0</i>	<i>102</i>	<i>85-115</i>	<i>100.8</i>	<i>1.04</i>	<i>30</i>		
<i>Surr: Toluene-d8</i>	<i>102.4</i>	<i>0</i>	<i>100</i>	<i>0</i>	<i>102</i>	<i>85-110</i>	<i>101.8</i>	<i>0.539</i>	<i>30</i>		

The following samples were analyzed in this batch:

20090222-01A	20090222-02A	20090222-05A
20090222-06A	20090222-14A	

Note: See Qualifiers Page for a list of Qualifiers and their explanation.



Cincinnati, OH
+1 513 733 5336

Everett, WA
+1 425 356 2600

Fort Collins, CO
+1 970 490 1511

Holland, MI
+1 616 399 6070

Chain of Custody Form

Page 1 of 2

COC ID: 222969

Houston, TX
+1 281 530 5656

Middletown, PA
+1 717 944 5541

Spring City, PA
+1 610 948 4903

Salt Lake City, UT
+1 801 266 7700

South Charleston, WV
+1 304 356 3168

York, PA
+1 717 505 5280

ALS Project Manager:

ALS Work Order #: 20090222

Customer Information		Project Information		Parameter/Method Request for Analysis												
Purchase Order		Project Name	Grafton Lime Kiln LF	A	VOCs											
Work Order		Project Number	383236 Phase 2 Task 3	B												
Company Name	TRC Environmental Corporation	Bill To Company	TRC Companies Inc	C												
Send Report To	Marta Stollenwerk	Invoice Attn	Accounts Payable	D												
Address	150 N. Patrick Boulevard	Address	21 Griffin Road North	E												
	Suite 180				F											
City/State/Zip	Brookfield, WI 53045	City/State/Zip	Windsor, CT 06095	G												
Phone	(660) 379-1212	Phone	(860) 298-9692	H												
Fax	MStollenwerk@trccompanies.com	Fax	(860) 298-6399	I												
e-Mail Address	ASobbe@trccompanies.com	e-Mail Address		J												

No.	Sample Description	Date	Time	Matrix	Pres.	# Bottles	A	B	C	D	E	F	G	H	I	J	Hold				
1	MW2A	9-1-20	1125	W	HCL	3	X														
2	P2B	8-31-20	808																		
3	P3B	8-31-20	1040																		
4	P7B	8-31-20	1215																		
5	MW8A	9-1-20	813																		
6	P8B	9-1-20	915																		
7	P9B	9-1-20	1030																		
8	P10B	8-31-20	930																		
9	PW176LR	8-31-20	1130																		
10	PW177HC	9-1-20	1200																		

Sampler(s) Please Print & Sign <i>Aaron Sobbe</i>		Shipment Method FedEx		Required Turnaround Time: (Check Box) <input checked="" type="checkbox"/> Std 10 WK Days <input type="checkbox"/> 5 WK Days <input type="checkbox"/> Other 2 WK Days <input type="checkbox"/> 24 Hour				Results Due Date:			
Relinquished by: <i>AS</i>	Date: 9-1-20	Time: 1700	Received by: <i>FedEx</i>		Notes:						
Relinquished by: <i>FedEx</i>	Date: 9/2/20	Time: 1030	Received by (Laboratory): <i>[Signature]</i>		Cooler ID	Cooler Temp.	QC Package: (Check One Box Below)				
Logged by (Laboratory): <i>KEV</i>	Date: 9/2/20	Time: 1520	Checked by (Laboratory): <i>[Signature]</i>		IR3	3.2°C	<input type="checkbox"/> Level II Std QC	<input type="checkbox"/> TRRP CheckList			
Preservative Key: 1-HCl 2-HNO ₃ 3-H ₂ SO ₄ 4-NaOH 5-Na ₂ S ₂ O ₃ 6-NaHSO ₄ 7-Other 8-4°C 9-5035					<input type="checkbox"/> Level III Std QC/Raw Data	<input type="checkbox"/> TRRP Level IV					
					<input type="checkbox"/> Level IV SW846/CLP	<input type="checkbox"/> Other					

Note: 1. Any changes must be made in writing once samples and COC Form have been submitted to ALS Environmental.
2. Unless otherwise agreed in a formal contract, services provided by ALS Environmental are expressly limited to the terms and conditions stated on the reverse.
3. The Chain of Custody is a legal document. All information must be completed accurately.

Copyright 2011 by ALS Environmental.



Cincinnati, OH
+1 513 733 5336

Fort Collins, CO
+1 970 490 1511

Everett, WA
+1 425 356 2600

Holland, MI
+1 616 399 6070

Chain of Custody Form

Houston, TX
+1 281 530 5656

Spring City, PA
+1 610 948 4903

South Charleston, WV
+1 304 356 3168

Middletown, PA
+1 717 944 5541

Salt Lake City, UT
+1 801 266 7700

York, PA
+1 717 505 5280

Page 2 of 2

COC ID: 222968

ALS Project Manager:

ALS Work Order #: 20090222

Customer Information		Project Information		Parameter/Method Request for Analysis												
Purchase Order		Project Name	Grafton Line kiln LF	A	VOCs											
Work Order		Project Number	383236 Phase 1 Task 3	B												
Company Name	TRC Environmental Corporation	Bill To Company	TRC Companies Inc	C												
Send Report To	Marta Stollenwerk	Invoice Attn	Accounts Payable	D												
Address	150 N. Patrick Boulevard	Address	21 Griffin Road North	E												
	Suite 180				F											
City/State/Zip	Brookfield, WI 53045	City/State/Zip	Windsor, CT 06095	G												
Phone	(263) 879-1212	Phone	(860) 293-9692	H												
Fax	mstollenwerk@trccompanies.com	Fax	(860) 293-8399	I												
e-Mail Address	asobbe@trccompanies.com	e-Mail Address		J												

No.	Sample Description	Date	Time	Matrix	Pres.	# Bottles	A	B	C	D	E	F	G	H	I	J	Hold
1	PW1530LR	9-1-20	1235	W	HCL	3	x										
2	PW461HR	7300 9-1-20	1300	I	I	3	I										
3	PW1587LR	9-1-20	1325	I	I	3	I										
4	DUP-1	9-1-20	-	I	I	3	I										
5	Trip Blank	9-1-20	-	I	I	2	I										
6																	
7																	
8																	
9																	
10																	

Sampler(s) Please Print & Sign <i>Aaron Sobbe</i>		Shipment Method FedEx		Required Turnaround Time: (Check Box) <input checked="" type="checkbox"/> Std 10 WK Days <input type="checkbox"/> 5 WK Days <input type="checkbox"/> Other <input type="checkbox"/> 2 WK Days <input type="checkbox"/> 24 Hour				Results Due Date:			
Relinquished by:	Date: 9-1-20	Time: 1700	Received by:	Notes:							
Relinquished by:	Date: 9/2/20	Time: 1030	Received by (Laboratory):	Cooler ID				Cooler Temp.			
Logged by (Laboratory):	Date: 9/2/20	Time: 1500	Checked by (Laboratory):	QC Package: (Check One Box Below)							
Preservative Key: 1-HCl 2-HNO ₃ 3-H ₂ SO ₄ 4-NaOH 5-Na ₂ S ₂ O ₃ 6-NaHSO ₄ 7-Other 8-4 G 9-5035				<input type="checkbox"/> Level II Std QC <input type="checkbox"/> TRRP CheckList				<input type="checkbox"/> Level III Std QC/Raw Data <input type="checkbox"/> TRRP Level IV			
				<input type="checkbox"/> Level IV SW846/CLP				<input type="checkbox"/> Other			

- Note: 1. Any changes must be made in writing once samples and COC Form have been submitted to ALS Environmental.
 2. Unless otherwise agreed in a formal contract, services provided by ALS Environmental are expressly limited to the terms and conditions stated on the reverse.
 3. The Chain of Custody is a legal document. All information must be completed accurately.

Sample Receipt Checklist

Client Name: **TRC - BROOKFIELD**

Date/Time Received: **02-Sep-20 10:30**

Work Order: **20090222**

Received by: **KRW**

Checklist completed by Keith Wierenga 02-Sep-20
eSignature Date

Reviewed by: Chad Whelton 03-Sep-20
eSignature Date

Matrices: Water

Carrier name: FedEx

Shipping container/cooler in good condition? Yes No Not Present

Custody seals intact on shipping container/cooler? Yes No Not Present

Custody seals intact on sample bottles? Yes No Not Present

Chain of custody present? Yes No

Chain of custody signed when relinquished and received? Yes No

Chain of custody agrees with sample labels? Yes No

Samples in proper container/bottle? Yes No

Sample containers intact? Yes No

Sufficient sample volume for indicated test? Yes No

All samples received within holding time? Yes No

Container/Temp Blank temperature in compliance? Yes No

Sample(s) received on ice? Yes No

Temperature(s)/Thermometer(s): 3.2/4.2 C IR3

Cooler(s)/Kit(s):

Date/Time sample(s) sent to storage: 9/2/2020 3:26:12 PM

Water - VOA vials have zero headspace? Yes No No VOA vials submitted

Water - pH acceptable upon receipt? Yes No N/A

pH adjusted? Yes No N/A

pH adjusted by:

Login Notes:

Client Contacted: Date Contacted: Person Contacted:

Contacted By: Regarding:

Comments:

CorrectiveAction:



13-Oct-2020

Marita Stollenwerk
TRC Environmental Corporation
150 N. Patrick Boulevard
Suite 180
Brookfield, WI 53045

Data assessment (ALS Environmental, Holland, MI/Work Order: 20100121):

All holding times, field and laboratory qc, and blanks met criteria, except as specified below.

Blanks: sample detections <5x blank value were flagged as nondetect ('u') at the reported limit.

- Methylene chloride was detected in the trip blank at 4.9 µg/L.

MS/MSD were performed on non-project samples; N/A

P Popp, 1/21/2021

Re: **Grafton Lime Kiln LF**

Work Order: **20100121**

Dear Marita,

ALS Environmental received 2 samples on 01-Oct-2020 11:00 AM for the analyses presented in the following report.

The analytical data provided relates directly to the samples received by ALS Environmental - Holland and for only the analyses requested.

Sample results are compliant with industry accepted practices and Quality Control results achieved laboratory specifications. Any exceptions are noted in the Case Narrative, or noted with qualifiers in the report or QC batch information. Should this laboratory report need to be reproduced, it should be reproduced in full unless written approval has been obtained from ALS Environmental. Samples will be disposed in 30 days unless storage arrangements are made.

The total number of pages in this report is 19.

If you have any questions regarding this report, please feel free to contact me:

ADDRESS: 3352 128th Avenue, Holland, MI, USA
PHONE: +1 (616) 399-6070 FAX: +1 (616) 399-6185

Sincerely,

A handwritten signature in black ink, appearing to read "Chad Whelton", is written over a faint, larger version of the same signature.

Electronically approved by: Chad Whelton

Chad Whelton
Project Manager

Report of Laboratory Analysis

Certificate No: MN 026-999-449

ALS GROUP USA, CORP Part of the ALS Laboratory Group A Campbell Brothers Limited Company

Client: TRC Environmental Corporation
Project: Grafton Lime Kiln LF
Work Order: 20100121

Work Order Sample Summary

<u>Lab Samp ID</u>	<u>Client Sample ID</u>	<u>Matrix</u>	<u>Tag Number</u>	<u>Collection Date</u>	<u>Date Received</u>	<u>Hold</u>
20100121-01	SP-02	Groundwater		9/29/2020 14:15	10/1/2020 11:00	<input type="checkbox"/>
20100121-02	Trip Blank	Water		9/29/2020	10/1/2020 11:00	<input type="checkbox"/>

Client: TRC Environmental Corporation
Project: Grafton Lime Kiln LF
Work Order: 20100121

Case Narrative

Samples for the above noted Work Order were received on 10/01/2020. The attached "Sample Receipt Checklist" documents the status of custody seals, container integrity, sample condition, preservation, and temperature compliance.

In order to ensure compliance with NR 149 criteria, please note the following report format:

- (1) The Limit of Detection (LOD) is reported as the MDL (Method Detection Limit)
- (2) The Limit of Quantitation (LOQ) is reported as the PQL (Practical Quantitation Limit)
- (3) All reported concentrations, including those for the LOD and LOQ, are adjusted for any required dilutions
- (4) All reported concentrations, including those for the LOD and LOQ, are adjusted for moisture content when samples are reported on a dry weight basis.

Samples were analyzed according to the analytical methodology previously documented in the "Work Order Acknowledgement". Methodologies are also documented in the "Analytical Result" section for each sample. Quality control results are listed in the "QC Report" section. Detail as to the associated samples can be found at the end of each batch summary. If applicable, results are appropriately qualified in the Analytical Result and QC Report sections. The "Qualifiers" section documents the various qualifiers, acronyms, and units utilized in reporting.

With the following exceptions, all sample analyses achieved analytical criteria.

Volatile Organics

No deviations or anomalies noted

Client: TRC Environmental Corporation
Project: Grafton Lime Kiln LF
WorkOrder: 20100121

**QUALIFIERS,
ACRONYMS, UNITS**

<u>Qualifier</u>	<u>Description</u>
*	Value exceeds Regulatory Limit
**	Estimated Value
a	Analyte is non-accredited
B	Analyte detected in the associated Method Blank above the Reporting Limit
E	Value above quantitation range
H	Analyzed outside of Holding Time
Hr	BOD/CBOD - Sample was reset outside Hold Time, value should be considered estimated.
J	Analyte is present at an estimated concentration between the MDL and Report Limit
ND	Not Detected at the Reporting Limit
O	Sample amount is > 4 times amount spiked
P	Dual Column results percent difference > 40%
R	RPD above laboratory control limit
S	Spike Recovery outside laboratory control limits
U	Analyzed but not detected above the MDL
X	Analyte was detected in the Method Blank between the MDL and Reporting Limit, sample results may exhibit background or reagent contamination at the observed level.

<u>Acronym</u>	<u>Description</u>
DUP	Method Duplicate
LCS	Laboratory Control Sample
LCS D	Laboratory Control Sample Duplicate
LOD	Limit of Detection (see MDL)
LOQ	Limit of Quantitation (see PQL)
MBLK	Method Blank
MDL	Method Detection Limit
MS	Matrix Spike
MSD	Matrix Spike Duplicate
PQL	Practical Quantitation Limit
RPD	Relative Percent Difference
TDL	Target Detection Limit
TNTC	Too Numerous To Count
A	APHA Standard Methods
D	ASTM
E	EPA
SW	SW-846 Update III

<u>Units Reported</u>	<u>Description</u>
µg/L	Micrograms per Liter

ALS Group, USA

Date: 13-Oct-20

Client: TRC Environmental Corporation
Project: Grafton Lime Kiln LF
Sample ID: SP-02
Collection Date: 9/29/2020 02:15 PM

Work Order: 20100121
Lab ID: 20100121-01
Matrix: GROUNDWATER

Analyses	Result	Qual	MDL	Report Limit	Units	Dilution Factor	Date Analyzed
VOLATILE ORGANIC COMPOUNDS			Method: SW8260C			Analyst: BG	
1,1,1-Trichloroethane	U		0.46	1.5	µg/L	1	10/12/2020 18:30
1,1,2,2-Tetrachloroethane	U		0.40	1.3	µg/L	1	10/12/2020 18:30
1,1,2-Trichloroethane	U		0.46	1.5	µg/L	1	10/12/2020 18:30
1,1,2-Trichlorotrifluoroethane	U		0.52	1.7	µg/L	1	10/12/2020 18:30
1,1-Dichloroethane	U		0.44	1.5	µg/L	1	10/12/2020 18:30
1,1-Dichloroethene	U		0.40	1.4	µg/L	1	10/12/2020 18:30
1,2,3-Trichlorobenzene	U		0.42	1.4	µg/L	1	10/12/2020 18:30
1,2,4-Trichlorobenzene	U		0.45	1.5	µg/L	1	10/12/2020 18:30
1,2,4-Trimethylbenzene	U		0.45	1.5	µg/L	1	10/12/2020 18:30
1,2-Dibromo-3-chloropropane	U		0.43	1.4	µg/L	1	10/12/2020 18:30
1,2-Dibromoethane	U		0.41	1.4	µg/L	1	10/12/2020 18:30
1,2-Dichlorobenzene	U		0.32	1.1	µg/L	1	10/12/2020 18:30
1,2-Dichloroethane	U		0.44	1.4	µg/L	1	10/12/2020 18:30
1,2-Dichloropropane	U		0.48	1.6	µg/L	1	10/12/2020 18:30
1,3,5-Trimethylbenzene	U		0.65	2.2	µg/L	1	10/12/2020 18:30
1,3-Dichlorobenzene	U		0.33	1.1	µg/L	1	10/12/2020 18:30
1,4-Dichlorobenzene	U		0.35	1.2	µg/L	1	10/12/2020 18:30
2-Butanone	U		0.52	1.7	µg/L	1	10/12/2020 18:30
2-Hexanone	U		0.59	2.0	µg/L	1	10/12/2020 18:30
4-Methyl-2-pentanone	U		0.52	1.7	µg/L	1	10/12/2020 18:30
Acetone	U		6.2	21	µg/L	1	10/12/2020 18:30
Benzene	U		0.46	1.5	µg/L	1	10/12/2020 18:30
Bromochloromethane	U		0.45	1.5	µg/L	1	10/12/2020 18:30
Bromodichloromethane	U		0.49	1.6	µg/L	1	10/12/2020 18:30
Bromoform	U		0.56	1.9	µg/L	1	10/12/2020 18:30
Bromomethane	U		0.90	3.0	µg/L	1	10/12/2020 18:30
Carbon disulfide	U		0.49	1.6	µg/L	1	10/12/2020 18:30
Carbon tetrachloride	U		0.40	1.4	µg/L	1	10/12/2020 18:30
Chlorobenzene	U		0.40	1.3	µg/L	1	10/12/2020 18:30
Chloroethane	U		0.68	2.3	µg/L	1	10/12/2020 18:30
Chloroform	U		0.46	1.5	µg/L	1	10/12/2020 18:30
Chloromethane	U		0.83	2.8	µg/L	1	10/12/2020 18:30
cis-1,2-Dichloroethene	U		0.42	1.4	µg/L	1	10/12/2020 18:30
cis-1,3-Dichloropropene	U		0.57	1.9	µg/L	1	10/12/2020 18:30
Cyclohexane	U		0.63	2.1	µg/L	1	10/12/2020 18:30
Dibromochloromethane	U		0.40	1.3	µg/L	1	10/12/2020 18:30
Dichlorodifluoromethane	U		0.68	2.3	µg/L	1	10/12/2020 18:30
Ethylbenzene	U		0.34	1.1	µg/L	1	10/12/2020 18:30

Note: See Qualifiers page for a list of qualifiers and their definitions.

ALS Group, USA

Date: 13-Oct-20

Client: TRC Environmental Corporation
Project: Grafton Lime Kiln LF
Sample ID: SP-02
Collection Date: 9/29/2020 02:15 PM

Work Order: 20100121
Lab ID: 20100121-01
Matrix: GROUNDWATER

Analyses	Result	Qual	MDL	Report Limit	Units	Dilution Factor	Date Analyzed
Isopropylbenzene	U		0.35	1.2	µg/L	1	10/12/2020 18:30
m,p-Xylene	U		0.81	2.7	µg/L	1	10/12/2020 18:30
Methyl acetate	U		0.59	2.0	µg/L	1	10/12/2020 18:30
Methyl tert-butyl ether	U		0.45	1.5	µg/L	1	10/12/2020 18:30
Methylcyclohexane	U		0.35	1.2	µg/L	1	10/12/2020 18:30
Methylene chloride	U		0.86	2.9	µg/L	1	10/12/2020 18:30
Naphthalene	U		0.77	2.6	µg/L	1	10/12/2020 18:30
o-Xylene	U		0.31	1.0	µg/L	1	10/12/2020 18:30
Styrene	U		0.33	1.1	µg/L	1	10/12/2020 18:30
Tetrachloroethene	U		0.39	1.3	µg/L	1	10/12/2020 18:30
Tetrahydrofuran	U		0.73	2.4	µg/L	1	10/12/2020 18:30
Toluene	U		0.45	1.5	µg/L	1	10/12/2020 18:30
trans-1,2-Dichloroethene	U		0.48	1.6	µg/L	1	10/12/2020 18:30
trans-1,3-Dichloropropene	U		0.38	2.7	µg/L	1	10/12/2020 18:30
Trichloroethene	U		0.43	1.4	µg/L	1	10/12/2020 18:30
Trichlorofluoromethane	U		0.52	1.7	µg/L	1	10/12/2020 18:30
Vinyl chloride	U		0.53	1.8	µg/L	1	10/12/2020 18:30
Xylenes, Total	U		0.81	4.4	µg/L	1	10/12/2020 18:30
Surr: 1,2-Dichloroethane-d4	102			75-120	%REC	1	10/12/2020 18:30
Surr: 4-Bromofluorobenzene	102			80-110	%REC	1	10/12/2020 18:30
Surr: Dibromofluoromethane	104			85-115	%REC	1	10/12/2020 18:30
Surr: Toluene-d8	100			85-110	%REC	1	10/12/2020 18:30

Note: See Qualifiers page for a list of qualifiers and their definitions.

ALS Group, USA

Date: 13-Oct-20

Client: TRC Environmental Corporation
Project: Grafton Lime Kiln LF
Sample ID: Trip Blank
Collection Date: 9/29/2020

Work Order: 20100121
Lab ID: 20100121-02
Matrix: WATER

Analyses	Result	Qual	MDL	Report Limit	Units	Dilution Factor	Date Analyzed
VOLATILE ORGANIC COMPOUNDS			Method: SW8260C		Analyst: BG		
1,1,1-Trichloroethane	U		0.46	1.5	µg/L	1	10/12/2020 17:18
1,1,2,2-Tetrachloroethane	U		0.40	1.3	µg/L	1	10/12/2020 17:18
1,1,2-Trichloroethane	U		0.46	1.5	µg/L	1	10/12/2020 17:18
1,1,2-Trichlorotrifluoroethane	U		0.52	1.7	µg/L	1	10/12/2020 17:18
1,1-Dichloroethane	U		0.44	1.5	µg/L	1	10/12/2020 17:18
1,1-Dichloroethene	U		0.40	1.4	µg/L	1	10/12/2020 17:18
1,2,3-Trichlorobenzene	U		0.42	1.4	µg/L	1	10/12/2020 17:18
1,2,4-Trichlorobenzene	U		0.45	1.5	µg/L	1	10/12/2020 17:18
1,2,4-Trimethylbenzene	U		0.45	1.5	µg/L	1	10/12/2020 17:18
1,2-Dibromo-3-chloropropane	U		0.43	1.4	µg/L	1	10/12/2020 17:18
1,2-Dibromoethane	U		0.41	1.4	µg/L	1	10/12/2020 17:18
1,2-Dichlorobenzene	U		0.32	1.1	µg/L	1	10/12/2020 17:18
1,2-Dichloroethane	U		0.44	1.4	µg/L	1	10/12/2020 17:18
1,2-Dichloropropane	U		0.48	1.6	µg/L	1	10/12/2020 17:18
1,3,5-Trimethylbenzene	U		0.65	2.2	µg/L	1	10/12/2020 17:18
1,3-Dichlorobenzene	U		0.33	1.1	µg/L	1	10/12/2020 17:18
1,4-Dichlorobenzene	U		0.35	1.2	µg/L	1	10/12/2020 17:18
2-Butanone	U		0.52	1.7	µg/L	1	10/12/2020 17:18
2-Hexanone	U		0.59	2.0	µg/L	1	10/12/2020 17:18
4-Methyl-2-pentanone	U		0.52	1.7	µg/L	1	10/12/2020 17:18
Acetone	U		6.2	21	µg/L	1	10/12/2020 17:18
Benzene	U		0.46	1.5	µg/L	1	10/12/2020 17:18
Bromochloromethane	U		0.45	1.5	µg/L	1	10/12/2020 17:18
Bromodichloromethane	U		0.49	1.6	µg/L	1	10/12/2020 17:18
Bromoform	U		0.56	1.9	µg/L	1	10/12/2020 17:18
Bromomethane	U		0.90	3.0	µg/L	1	10/12/2020 17:18
Carbon disulfide	U		0.49	1.6	µg/L	1	10/12/2020 17:18
Carbon tetrachloride	U		0.40	1.4	µg/L	1	10/12/2020 17:18
Chlorobenzene	U		0.40	1.3	µg/L	1	10/12/2020 17:18
Chloroethane	U		0.68	2.3	µg/L	1	10/12/2020 17:18
Chloroform	U		0.46	1.5	µg/L	1	10/12/2020 17:18
Chloromethane	U		0.83	2.8	µg/L	1	10/12/2020 17:18
cis-1,2-Dichloroethene	U		0.42	1.4	µg/L	1	10/12/2020 17:18
cis-1,3-Dichloropropene	U		0.57	1.9	µg/L	1	10/12/2020 17:18
Cyclohexane	U		0.63	2.1	µg/L	1	10/12/2020 17:18
Dibromochloromethane	U		0.40	1.3	µg/L	1	10/12/2020 17:18
Dichlorodifluoromethane	U		0.68	2.3	µg/L	1	10/12/2020 17:18
Ethylbenzene	U		0.34	1.1	µg/L	1	10/12/2020 17:18

Note: See Qualifiers page for a list of qualifiers and their definitions.

ALS Group, USA

Date: 13-Oct-20

Client: TRC Environmental Corporation
Project: Grafton Lime Kiln LF
Sample ID: Trip Blank
Collection Date: 9/29/2020

Work Order: 20100121
Lab ID: 20100121-02
Matrix: WATER

Analyses	Result	Qual	MDL	Report Limit	Units	Dilution Factor	Date Analyzed
Isopropylbenzene		U	0.35	1.2	µg/L	1	10/12/2020 17:18
m,p-Xylene		U	0.81	2.7	µg/L	1	10/12/2020 17:18
Methyl acetate		U	0.59	2.0	µg/L	1	10/12/2020 17:18
Methyl tert-butyl ether		U	0.45	1.5	µg/L	1	10/12/2020 17:18
Methylcyclohexane		U	0.35	1.2	µg/L	1	10/12/2020 17:18
Methylene chloride	4.9		0.86	2.9	µg/L	1	10/12/2020 17:18
Naphthalene		U	0.77	2.6	µg/L	1	10/12/2020 17:18
o-Xylene		U	0.31	1.0	µg/L	1	10/12/2020 17:18
Styrene		U	0.33	1.1	µg/L	1	10/12/2020 17:18
Tetrachloroethene		U	0.39	1.3	µg/L	1	10/12/2020 17:18
Tetrahydrofuran		U	0.73	2.4	µg/L	1	10/12/2020 17:18
Toluene		U	0.45	1.5	µg/L	1	10/12/2020 17:18
trans-1,2-Dichloroethene		U	0.48	1.6	µg/L	1	10/12/2020 17:18
trans-1,3-Dichloropropene		U	0.38	2.7	µg/L	1	10/12/2020 17:18
Trichloroethene		U	0.43	1.4	µg/L	1	10/12/2020 17:18
Trichlorofluoromethane		U	0.52	1.7	µg/L	1	10/12/2020 17:18
Vinyl chloride		U	0.53	1.8	µg/L	1	10/12/2020 17:18
Xylenes, Total		U	0.81	4.4	µg/L	1	10/12/2020 17:18
Surr: 1,2-Dichloroethane-d4	101			75-120	%REC	1	10/12/2020 17:18
Surr: 4-Bromofluorobenzene	97.1			80-110	%REC	1	10/12/2020 17:18
Surr: Dibromofluoromethane	99.7			85-115	%REC	1	10/12/2020 17:18
Surr: Toluene-d8	101			85-110	%REC	1	10/12/2020 17:18

Note: See Qualifiers page for a list of qualifiers and their definitions.

Client: TRC Environmental Corporation
Work Order: 20100121
Project: Grafton Lime Kiln LF

QC BATCH REPORT

Batch ID: **R300211w** Instrument ID **VMS6** Method: **SW8260C**

MBLK		Sample ID: VBLKW1201012-R300211w			Units: µg/L		Analysis Date: 10/12/2020 01:39 PM			
Client ID:		Run ID: VMS6_201012B			SeqNo: 6785954		Prep Date:		DF: 1	
Analyte	Result	PQL	SPK Val	SPK Ref Value	%REC	Control Limit	RPD Ref Value	%RPD	RPD Limit	Qual
1,1,1-Trichloroethane	U	1.5								
1,1,2,2-Tetrachloroethane	U	1.3								
1,1,2-Trichloroethane	U	1.5								
1,1,2-Trichlorotrifluoroethane	U	1.7								
1,1-Dichloroethane	U	1.5								
1,1-Dichloroethene	U	1.4								
1,2,3-Trichlorobenzene	U	1.4								
1,2,4-Trichlorobenzene	U	1.5								
1,2,4-Trimethylbenzene	U	1.5								
1,2-Dibromo-3-chloropropane	U	1.4								
1,2-Dibromoethane	U	1.4								
1,2-Dichlorobenzene	U	1.1								
1,2-Dichloroethane	U	1.4								
1,2-Dichloropropane	U	1.6								
1,3,5-Trimethylbenzene	U	2.2								
1,3-Dichlorobenzene	U	1.1								
1,4-Dichlorobenzene	U	1.2								
2-Butanone	U	1.7								
2-Hexanone	U	2.0								
4-Methyl-2-pentanone	U	1.7								
Acetone	U	21								
Benzene	U	1.5								
Bromochloromethane	U	1.5								
Bromodichloromethane	U	1.6								
Bromoform	U	1.9								
Bromomethane	U	3.0								
Carbon disulfide	U	1.6								
Carbon tetrachloride	U	1.4								
Chlorobenzene	U	1.3								
Chloroethane	U	2.3								
Chloroform	U	1.5								
Chloromethane	U	2.8								
cis-1,2-Dichloroethene	U	1.4								
cis-1,3-Dichloropropene	U	1.9								
Cyclohexane	U	2.1								
Dibromochloromethane	U	1.3								
Dichlorodifluoromethane	U	2.3								
Ethylbenzene	U	1.1								
Isopropylbenzene	U	1.2								
m,p-Xylene	U	2.7								
Methyl acetate	U	2.0								

Note: See Qualifiers Page for a list of Qualifiers and their explanation.

Client: TRC Environmental Corporation

Work Order: 20100121

Project: Grafton Lime Kiln LF

QC BATCH REPORT

Batch ID: R300211w	Instrument ID VMS6	Method: SW8260C					
Methyl tert-butyl ether	U	1.5					
Methylcyclohexane	U	1.2					
Methylene chloride	U	2.9					
Naphthalene	U	2.6					
o-Xylene	U	1.0					
Styrene	U	1.1					
Tetrachloroethene	U	1.3					
Tetrahydrofuran	U	2.4					
Toluene	U	1.5					
trans-1,2-Dichloroethene	U	1.6					
trans-1,3-Dichloropropene	U	2.7					
Trichloroethene	U	1.4					
Trichlorofluoromethane	U	1.7					
Vinyl chloride	U	1.8					
Xylenes, Total	U	4.4					
<i>Surr: 1,2-Dichloroethane-d4</i>	<i>20.12</i>	<i>0</i>	<i>20</i>	<i>0</i>	<i>101</i>	<i>75-120</i>	<i>0</i>
<i>Surr: 4-Bromofluorobenzene</i>	<i>19.52</i>	<i>0</i>	<i>20</i>	<i>0</i>	<i>97.6</i>	<i>80-110</i>	<i>0</i>
<i>Surr: Dibromofluoromethane</i>	<i>19.69</i>	<i>0</i>	<i>20</i>	<i>0</i>	<i>98.4</i>	<i>85-115</i>	<i>0</i>
<i>Surr: Toluene-d8</i>	<i>20.19</i>	<i>0</i>	<i>20</i>	<i>0</i>	<i>101</i>	<i>85-110</i>	<i>0</i>

Note: See Qualifiers Page for a list of Qualifiers and their explanation.

Client: TRC Environmental Corporation
 Work Order: 20100121
 Project: Grafton Lime Kiln LF

QC BATCH REPORT

Batch ID: **R300211w** Instrument ID **VMS6** Method: **SW8260C**

LCS		Sample ID: VLCSW1-201112-R300211w				Units: µg/L		Analysis Date: 10/12/2020 12:51 PM		
Client ID:		Run ID: VMS6_201012B		SeqNo: 6785953		Prep Date:		DF: 1		
Analyte	Result	PQL	SPK Val	SPK Ref Value	%REC	Control Limit	RPD Ref Value	%RPD	RPD Limit	Qual
1,1,1-Trichloroethane	17.14	1.5	20	0	85.7	75-130	0			
1,1,2,2-Tetrachloroethane	18.55	1.3	20	0	92.8	75-130	0			
1,1,2-Trichloroethane	18.32	1.5	20	0	91.6	75-125	0			
1,1-Dichloroethane	18.88	1.5	20	0	94.4	68-142	0			
1,1-Dichloroethene	16.97	1.4	20	0	84.8	70-145	0			
1,2,3-Trichlorobenzene	17.43	1.4	20	0	87.2	70-140	0			
1,2,4-Trichlorobenzene	17.85	1.5	20	0	89.2	70-135	0			
1,2,4-Trimethylbenzene	17.49	1.5	20	0	87.4	75-130	0			
1,2-Dibromo-3-chloropropane	18.49	1.4	20	0	92.4	60-130	0			
1,2-Dibromoethane	20.3	1.4	20	0	102	67-155	0			
1,2-Dichlorobenzene	17.5	1.1	20	0	87.5	70-130	0			
1,2-Dichloroethane	18.91	1.4	20	0	94.6	78-125	0			
1,2-Dichloropropane	18.19	1.6	20	0	91	75-125	0			
1,3,5-Trimethylbenzene	17.41	2.2	20	0	87	75-130	0			
1,3-Dichlorobenzene	17.87	1.1	20	0	89.4	75-130	0			
1,4-Dichlorobenzene	18.42	1.2	20	0	92.1	75-130	0			
2-Butanone	18.09	1.7	20	0	90.4	55-150	0			
2-Hexanone	21.11	2.0	20	0	106	60-135	0			
4-Methyl-2-pentanone	28.46	1.7	20	0	142	77-178	0			
Acetone	18.73	21	20	0	93.6	60-160	0			J
Benzene	18.75	1.5	20	0	93.8	70-130	0			
Bromochloromethane	17.06	1.5	20	0	85.3	72-141	0			
Bromodichloromethane	17.64	1.6	20	0	88.2	75-125	0			
Bromoform	16.15	1.9	20	0	80.8	60-125	0			
Bromomethane	20.25	3.0	20	0	101	30-185	0			
Carbon disulfide	18.28	1.6	20	0	91.4	60-165	0			
Carbon tetrachloride	17.32	1.4	20	0	86.6	65-140	0			
Chlorobenzene	18.08	1.3	20	0	90.4	80-120	0			
Chloroethane	19.14	2.3	20	0	95.7	31-172	0			
Chloroform	18.04	1.5	20	0	90.2	66-135	0			
Chloromethane	17.82	2.8	20	0	89.1	46-148	0			
cis-1,2-Dichloroethene	18.63	1.4	20	0	93.2	75-134	0			
cis-1,3-Dichloropropene	18.04	1.9	20	0	90.2	70-130	0			
Dibromochloromethane	16.48	1.3	20	0	82.4	60-115	0			
Dichlorodifluoromethane	23.78	2.3	20	0	119	20-120	0			
Ethylbenzene	18.56	1.1	20	0	92.8	76-123	0			
Isopropylbenzene	17.38	1.2	20	0	86.9	80-127	0			
m,p-Xylene	37.1	2.7	40	0	92.8	75-130	0			
Methyl tert-butyl ether	19.96	1.5	20	0	99.8	68-129	0			
Methylene chloride	17.43	2.9	20	0	87.2	72-125	0			
Naphthalene	18.71	2.6	20	0	93.6	55-160	0			
o-Xylene	18.3	1.0	20	0	91.5	76-127	0			

Note: See Qualifiers Page for a list of Qualifiers and their explanation.

Client: TRC Environmental Corporation

Work Order: 20100121

Project: Grafton Lime Kiln LF

QC BATCH REPORT

Batch ID: R300211w	Instrument ID VMS6	Method: SW8260C						
Styrene	17.57	1.1	20	0	87.8	79-117	0	
Tetrachloroethene	18.44	1.3	20	0	92.2	68-166	0	
Tetrahydrofuran	19.19	2.4	20	0	96	54-139	0	
Toluene	18.56	1.5	20	0	92.8	76-125	0	
trans-1,2-Dichloroethene	18.58	1.6	20	0	92.9	80-140	0	
trans-1,3-Dichloropropene	16.38	2.7	20	0	81.9	56-132	0	
Trichloroethene	17.93	1.4	20	0	89.6	77-125	0	
Trichlorofluoromethane	14.48	1.7	20	0	72.4	60-140	0	
Vinyl chloride	18.89	1.8	20	0	94.4	50-136	0	
Xylenes, Total	55.4	4.4	60	0	92.3	76-127	0	
<i>Surr: 1,2-Dichloroethane-d4</i>	19.52	0	20	0	97.6	75-120	0	
<i>Surr: 4-Bromofluorobenzene</i>	19.99	0	20	0	100	80-110	0	
<i>Surr: Dibromofluoromethane</i>	19.58	0	20	0	97.9	85-115	0	
<i>Surr: Toluene-d8</i>	19.87	0	20	0	99.4	85-110	0	

Note: See Qualifiers Page for a list of Qualifiers and their explanation.

Client: TRC Environmental Corporation

QC BATCH REPORT

Work Order: 20100121

Project: Grafton Lime Kiln LF

MS/MSD were performed on non-project samples.

Batch ID: R300211w

Instrument ID VMS6

Method: SW8260C

MS		Sample ID: 20100073-03A MS				Units: µg/L		Analysis Date: 10/12/2020 09:19 PM		
Client ID:		Run ID: VMS6_201012B		SeqNo: 6785969		Prep Date:		DF: 10		
Analyte	Result	PQL	SPK Val	SPK Ref Value	%REC	Control Limit	RPD Ref Value	%RPD	RPD Limit	Qual
1,1,1-Trichloroethane	193.7	15	200	0	96.8	75-130	0			
1,1,2,2-Tetrachloroethane	195.1	13	200	0	97.6	75-130	0			
1,1,2-Trichloroethane	197.7	15	200	0	98.8	75-125	0			
1,1-Dichloroethane	204.4	15	200	0	102	68-142	0			
1,1-Dichloroethene	193.1	14	200	0	96.6	70-145	0			
1,2,3-Trichlorobenzene	176.8	14	200	0	88.4	70-140	0			
1,2,4-Trichlorobenzene	179.8	15	200	0	89.9	70-135	0			
1,2,4-Trimethylbenzene	214.2	15	200	18	98.1	75-130	0			
1,2-Dibromo-3-chloropropane	192.4	14	200	0	96.2	60-130	0			
1,2-Dibromoethane	215.6	14	200	0	108	67-155	0			
1,2-Dichlorobenzene	184.2	11	200	0	92.1	70-130	0			
1,2-Dichloroethane	200.1	14	200	0	100	78-125	0			
1,2-Dichloropropane	195	16	200	0	97.5	75-125	0			
1,3,5-Trimethylbenzene	207.4	22	200	9.1	99.2	75-130	0			
1,3-Dichlorobenzene	187	11	200	0	93.5	75-130	0			
1,4-Dichlorobenzene	196	12	200	0	98	75-130	0			
2-Butanone	174.4	17	200	0	87.2	55-150	0			
2-Hexanone	196.9	20	200	0	98.4	60-135	0			
4-Methyl-2-pentanone	266.8	17	200	0	133	77-178	0			
Acetone	240.8	210	200	0	120	60-160	0			
Benzene	305.9	15	200	87.9	109	70-130	0			
Bromochloromethane	178.8	15	200	0	89.4	72-141	0			
Bromodichloromethane	197	16	200	0	98.5	75-125	0			
Bromoform	175.3	19	200	0	87.6	60-125	0			
Bromomethane	162	30	200	0	81	30-185	0			
Carbon disulfide	204.8	16	200	0	102	60-165	0			
Carbon tetrachloride	203.3	14	200	0	102	65-140	0			
Chlorobenzene	198.6	13	200	0	99.3	80-120	0			
Chloroethane	226.4	23	200	0	113	31-172	0			
Chloroform	196.1	15	200	0	98	66-135	0			
Chloromethane	189.3	28	200	0	94.6	46-148	0			
cis-1,2-Dichloroethene	194.8	14	200	0	97.4	75-134	0			
cis-1,3-Dichloropropene	196.3	19	200	0	98.2	70-130	0			
Dibromochloromethane	176.2	13	200	0	88.1	60-115	0			
Dichlorodifluoromethane	267.1	23	200	0	134	20-120	0			S
Ethylbenzene	1538	11	200	1315	111	76-123	0			EO
Isopropylbenzene	281.8	12	200	79.6	101	80-127	0			
m,p-Xylene	954.9	27	400	539.8	104	75-130	0			
Methyl tert-butyl ether	197.6	15	200	0	98.8	68-129	0			
Methylene chloride	187.2	29	200	0	93.6	72-125	0			
Naphthalene	416.4	26	200	159.2	129	55-160	0			
o-Xylene	222.7	10	200	18.2	102	76-127	0			

Note: See Qualifiers Page for a list of Qualifiers and their explanation.

Client: TRC Environmental Corporation

Work Order: 20100121

Project: Grafton Lime Kiln LF

QC BATCH REPORT

Batch ID: R300211w	Instrument ID VMS6	Method: SW8260C					
Styrene	199.7	11	200	0	99.8	79-117	0
Tetrachloroethene	203.6	13	200	0	102	68-166	0
Tetrahydrofuran	168.7	24	200	0	84.4	54-139	0
Toluene	256.1	15	200	46.4	105	76-125	0
trans-1,2-Dichloroethene	202.9	16	200	0	101	80-140	0
trans-1,3-Dichloropropene	172.7	27	200	0	86.4	56-132	0
Trichloroethene	209.8	14	200	0	105	77-125	0
Trichlorofluoromethane	173.1	17	200	0	86.6	60-140	0
Vinyl chloride	219.8	18	200	0	110	50-136	0
Xylenes, Total	1178	44	600	558	103	76-127	0
<i>Surr: 1,2-Dichloroethane-d4</i>	<i>194.3</i>	<i>0</i>	<i>200</i>	<i>0</i>	<i>97.2</i>	<i>75-120</i>	<i>0</i>
<i>Surr: 4-Bromofluorobenzene</i>	<i>197.6</i>	<i>0</i>	<i>200</i>	<i>0</i>	<i>98.8</i>	<i>80-110</i>	<i>0</i>
<i>Surr: Dibromofluoromethane</i>	<i>199.4</i>	<i>0</i>	<i>200</i>	<i>0</i>	<i>99.7</i>	<i>85-115</i>	<i>0</i>
<i>Surr: Toluene-d8</i>	<i>200</i>	<i>0</i>	<i>200</i>	<i>0</i>	<i>100</i>	<i>85-110</i>	<i>0</i>

Note: See Qualifiers Page for a list of Qualifiers and their explanation.

Client: TRC Environmental Corporation
 Work Order: 20100121
 Project: Grafton Lime Kiln LF

QC BATCH REPORT

Batch ID: **R300211w** Instrument ID **VMS6** Method: **SW8260C**

MSD		Sample ID: 20100073-03A MSD				Units: µg/L		Analysis Date: 10/12/2020 09:43 PM		
Client ID:		Run ID: VMS6_201012B		SeqNo: 6785970		Prep Date:		DF: 10		
Analyte	Result	PQL	SPK Val	SPK Ref Value	%REC	Control Limit	RPD Ref Value	%RPD	RPD Limit	Qual
1,1,1-Trichloroethane	193.4	15	200	0	96.7	75-130	193.7	0.155	30	
1,1,2,2-Tetrachloroethane	187.3	13	200	0	93.6	75-130	195.1	4.08	30	
1,1,2-Trichloroethane	198.7	15	200	0	99.4	75-125	197.7	0.505	30	
1,1-Dichloroethane	209.3	15	200	0	105	68-142	204.4	2.37	30	
1,1-Dichloroethene	190.7	14	200	0	95.4	70-145	193.1	1.25	30	
1,2,3-Trichlorobenzene	179.6	14	200	0	89.8	70-140	176.8	1.57	30	
1,2,4-Trichlorobenzene	177.9	15	200	0	89	70-135	179.8	1.06	30	
1,2,4-Trimethylbenzene	207.7	15	200	18	94.8	75-130	214.2	3.08	30	
1,2-Dibromo-3-chloropropane	182.6	14	200	0	91.3	60-130	192.4	5.23	30	
1,2-Dibromoethane	216.9	14	200	0	108	67-155	215.6	0.601	30	
1,2-Dichlorobenzene	178.3	11	200	0	89.2	70-130	184.2	3.26	30	
1,2-Dichloroethane	200.9	14	200	0	100	78-125	200.1	0.399	30	
1,2-Dichloropropane	198.8	16	200	0	99.4	75-125	195	1.93	30	
1,3,5-Trimethylbenzene	200	22	200	9.1	95.4	75-130	207.4	3.63	30	
1,3-Dichlorobenzene	185.3	11	200	0	92.6	75-130	187	0.913	30	
1,4-Dichlorobenzene	189.4	12	200	0	94.7	75-130	196	3.43	30	
2-Butanone	172.5	17	200	0	86.2	55-150	174.4	1.1	30	
2-Hexanone	192.4	20	200	0	96.2	60-135	196.9	2.31	30	
4-Methyl-2-pentanone	261.9	17	200	0	131	77-178	266.8	1.85	30	
Acetone	254.1	210	200	0	127	60-160	240.8	5.37	30	
Benzene	297.5	15	200	87.9	105	70-130	305.9	2.78	30	
Bromochloromethane	189	15	200	0	94.5	72-141	178.8	5.55	30	
Bromodichloromethane	193.5	16	200	0	96.8	75-125	197	1.79	30	
Bromoform	175	19	200	0	87.5	60-125	175.3	0.171	30	
Bromomethane	205.6	30	200	0	103	30-185	162	23.7	30	
Carbon disulfide	208	16	200	0	104	60-165	204.8	1.55	30	
Carbon tetrachloride	200.6	14	200	0	100	65-140	203.3	1.34	30	
Chlorobenzene	195.5	13	200	0	97.8	80-120	198.6	1.57	30	
Chloroethane	235	23	200	0	118	31-172	226.4	3.73	30	
Chloroform	201.9	15	200	0	101	66-135	196.1	2.91	30	
Chloromethane	197.8	28	200	0	98.9	46-148	189.3	4.39	30	
cis-1,2-Dichloroethene	207.1	14	200	0	104	75-134	194.8	6.12	30	
cis-1,3-Dichloropropene	195.2	19	200	0	97.6	70-130	196.3	0.562	30	
Dibromochloromethane	179.1	13	200	0	89.6	60-115	176.2	1.63	30	
Dichlorodifluoromethane	268.3	23	200	0	134	20-120	267.1	0.448	30	S
Ethylbenzene	1514	11	200	1315	99.4	76-123	1538	1.57	30	EO
Isopropylbenzene	273.2	12	200	79.6	96.8	80-127	281.8	3.1	30	
m,p-Xylene	938.3	27	400	539.8	99.6	75-130	954.9	1.75	30	
Methyl tert-butyl ether	199	15	200	0	99.5	68-129	197.6	0.706	30	
Methylene chloride	191	29	200	0	95.5	72-125	187.2	2.01	30	
Naphthalene	338.4	26	200	159.2	89.6	55-160	416.4	20.7	30	
o-Xylene	218.1	10	200	18.2	100	76-127	222.7	2.09	30	

Note: See Qualifiers Page for a list of Qualifiers and their explanation.

Client: TRC Environmental Corporation

Work Order: 20100121

Project: Grafton Lime Kiln LF

QC BATCH REPORT

Batch ID: R300211w	Instrument ID VMS6	Method: SW8260C								
Styrene	194.6	11	200	0	97.3	79-117	199.7	2.59	30	
Tetrachloroethene	192.1	13	200	0	96	68-166	203.6	5.81	30	
Tetrahydrofuran	177.6	24	200	0	88.8	54-139	168.7	5.14	30	
Toluene	248.7	15	200	46.4	101	76-125	256.1	2.93	30	
trans-1,2-Dichloroethene	201.7	16	200	0	101	80-140	202.9	0.593	30	
trans-1,3-Dichloropropene	169.4	27	200	0	84.7	56-132	172.7	1.93	30	
Trichloroethene	211.1	14	200	0	106	77-125	209.8	0.618	30	
Trichlorofluoromethane	174.8	17	200	0	87.4	60-140	173.1	0.977	30	
Vinyl chloride	230	18	200	0	115	50-136	219.8	4.54	30	
Xylenes, Total	1156	44	600	558	99.7	76-127	1178	1.82	30	
<i>Surr: 1,2-Dichloroethane-d4</i>	<i>189.3</i>	<i>0</i>	<i>200</i>	<i>0</i>	<i>94.6</i>	<i>75-120</i>	<i>194.3</i>	<i>2.61</i>	<i>30</i>	
<i>Surr: 4-Bromofluorobenzene</i>	<i>199.7</i>	<i>0</i>	<i>200</i>	<i>0</i>	<i>99.8</i>	<i>80-110</i>	<i>197.6</i>	<i>1.06</i>	<i>30</i>	
<i>Surr: Dibromofluoromethane</i>	<i>196.1</i>	<i>0</i>	<i>200</i>	<i>0</i>	<i>98</i>	<i>85-115</i>	<i>199.4</i>	<i>1.67</i>	<i>30</i>	
<i>Surr: Toluene-d8</i>	<i>195.4</i>	<i>0</i>	<i>200</i>	<i>0</i>	<i>97.7</i>	<i>85-110</i>	<i>200</i>	<i>2.33</i>	<i>30</i>	

The following samples were analyzed in this batch:

20100121-01A	20100121-02A
--------------	--------------

Note: See Qualifiers Page for a list of Qualifiers and their explanation.



Cincinnati, OH
+1 513 733 5336

Everett, WA
+1 425 356 2600

Fort Collins, CO
+1 970 490 1511

Holland, MI
+1 616 399 6070

Chain of Custody Form

Page 1 of 1

COC ID: 222797

Houston, TX
+1 281 530 5656

Middletown, PA
+1 717 944 5541

Spring City, PA
+1 610 948 4903

Salt Lake City, UT
+1 801 266 7700

South Charleston, WV
+1 304 356 3168

York, PA
+1 717 505 5280

ALS Project Manager: _____ ALS Work Order #: 20100121

Customer Information		Project Information		Parameter/Method Request for Analysis												
Purchase Order		Project Name	Grafton Lime Kiln Landfill	A	VOCs											
Work Order		Project Number	383236 Phase 4 Task 3	B												
Company Name	TRC Environmental Corporation	Bill To Company	TRC Companies Inc	C												
Send Report To	Marita Stollenwerk	Invoice Attn	Accounts Payable	D												
Address	150 N. Patrick Boulevard	Address	21 Griffin Road North	E												
	Suite 180				F											
City/State/Zip	Brookfield, WI 53045	City/State/Zip	Windsor, CT 06095	G												
Phone	(262) 373-1212	Phone	(860) 293-9692	H												
Fax		Fax	(860) 293-6399	I												
e-Mail Address	asobbe@trc.com	e-Mail Address		J												

No.	Sample Description	Date	Time	Matrix	Pres.	# Bottles	A	B	C	D	E	F	G	H	I	J	Hold
1	SP-02	9-29-20	1415	GW	HCL	3	X										
2	Trip Blank	9-29-20	-	W	HCL	2	X										
3	_____																
4	_____																
5	_____																
6	_____																
7	_____																
8	_____																
9	_____																
10	_____																

Sampler(s) Please Print & Sign <i>Aaron Sobbe</i>		Shipment Method FedEx		Required Turnaround Time: (Check Box) <input checked="" type="checkbox"/> Std 10 WK Days <input type="checkbox"/> 5 WK Days <input type="checkbox"/> Other <input type="checkbox"/> 2 WK Days <input type="checkbox"/> 24 Hour				Results Due Date:			
Relinquished by: <i>AS</i>	Date: 9-30-20	Time: 1630	Received by:		Notes:						
Relinquished by: Fedex	Date: 10-1-20	Time: 11:00	Received by (Laboratory):		Cooler ID	Cooler Temp.	QC Package: (Check One Box Below)				
Logged by (Laboratory): MOB	Date: 10-1-20	Time: 15:23	Checked by (Laboratory):			2.4°C	<input type="checkbox"/> Level II Std QC	<input type="checkbox"/> TRRP CheckList			
Preservative Key: 1-HCl 2-HNO ₃ 3-H ₂ SO ₄ 4-NaOH 5-Na ₂ S ₂ O ₃ 6-NaHSO ₄ 7-Other 8-4°C 9-5035						2.21	<input type="checkbox"/> Level III Std QC/Raw Data	<input type="checkbox"/> TRRP Level IV			
						D#22	<input type="checkbox"/> Level IV SW846/CLP				
							<input type="checkbox"/> Other				

Note: 1. Any changes must be made in writing once samples and COC Form have been submitted to ALS Environmental.
2. Unless otherwise agreed in a formal contract, services provided by ALS Environmental are expressly limited to the terms and conditions stated on the reverse.
3. The Chain of Custody is a legal document. All information must be completed accurately.

ORIGIN ID:RRLA (262) 901-2162
AARON SOBBE
TRC
150 N PATRICK BLVD, SUITE 180
BROOKFIELD, WI 53045
UNITED STATES US


SHIP D
ACTW
CAD:
BILL SENDER

10:01
4810
B
10:30
3
828
FZ

TO **SAMPLE RECEIVING**
ALS GROUP, USA
3352 128TH AVE

HOLLAND MI 49424

(616) 399-6070 X 262366 REF: 393236 0000 0000 000004 000003
INV PO DEPT:



FedEx
Express




THU - 01 OCT 10:30A
PRIORITY OVERNIGHT

TRK# 7716 7387 4810
0201

NA HLMA

49424
MI-US GRR



Custody Seal

<http://www.aisglobal.com>

ALS Environmental
3352 128th Avenue
Holland, Michigan 49424-9263
Phone: 616-399-6070
Attn: Sample Receiving

Company: TRL
Name: A. Sobbe
Date: 9-30-70

Sample Receipt Checklist

Client Name: **TRC - BROOKFIELD**

Date/Time Received: **01-Oct-20 11:00**

Work Order: **20100121**

Received by: **MJG**

Checklist completed by Matthew Gaylord 01-Oct-20
eSignature Date

Reviewed by: Chad Whelton 02-Oct-20
eSignature Date

Matrices: Water

Carrier name: FedEx

Shipping container/cooler in good condition? Yes No Not Present

Custody seals intact on shipping container/cooler? Yes No Not Present

Custody seals intact on sample bottles? Yes No Not Present

Chain of custody present? Yes No

Chain of custody signed when relinquished and received? Yes No

Chain of custody agrees with sample labels? Yes No

Samples in proper container/bottle? Yes No

Sample containers intact? Yes No

Sufficient sample volume for indicated test? Yes No

All samples received within holding time? Yes No

Container/Temp Blank temperature in compliance? Yes No

Sample(s) received on ice? Yes No

Temperature(s)/Thermometer(s): 2.4/2.4C IR1

Cooler(s)/Kit(s):

Date/Time sample(s) sent to storage: 10/1/2020 3:24:16 PM

Water - VOA vials have zero headspace? Yes No No VOA vials submitted

Water - pH acceptable upon receipt? Yes No N/A

pH adjusted? Yes No N/A

pH adjusted by:

Login Notes:

Client Contacted: Date Contacted: Person Contacted:

Contacted By: Regarding:

Comments:

CorrectiveAction:



10-Dec-2020

Marita Stollenwerk
TRC Environmental Corporation
150 N. Patrick Boulevard
Suite 180
Brookfield, WI 53045

Data assessment (ALS Environmental, Holland, MI/Work Order: 20120231):

All holding times, field and laboratory qc, and blanks met criteria, except as specified below.

- The MS recovery was above the upper control limit for Bromomethane. Detected values may have a high bias and are qualified "J+"
P Popp, 1/21/2021

Re: **Grafton Lime Kiln Landfill**

Work Order: **20120231**

Dear Marita,

ALS Environmental received 9 samples on 03-Dec-2020 10:00 AM for the analyses presented in the following report.

The analytical data provided relates directly to the samples received by ALS Environmental - Holland and for only the analyses requested.

Sample results are compliant with industry accepted practices and Quality Control results achieved laboratory specifications. Any exceptions are noted in the Case Narrative, or noted with qualifiers in the report or QC batch information. Should this laboratory report need to be reproduced, it should be reproduced in full unless written approval has been obtained from ALS Environmental. Samples will be disposed in 30 days unless storage arrangements are made.

The total number of pages in this report is 34.

If you have any questions regarding this report, please feel free to contact me:

ADDRESS: 3352 128th Avenue, Holland, MI, USA
PHONE: +1 (616) 399-6070 FAX: +1 (616) 399-6185

Sincerely,

A handwritten signature in black ink, appearing to read "Chad Whelton", is written over a faint, larger version of the same signature.

Electronically approved by: Chad Whelton

Chad Whelton
Project Manager

Report of Laboratory Analysis

Certificate No: MN 026-999-449

ALS GROUP USA, CORP Part of the ALS Laboratory Group A Campbell Brothers Limited Company

Environmental 

www.alsglobal.com

RIGHT SOLUTIONS RIGHT PARTNER

Client: TRC Environmental Corporation
Project: Grafton Lime Kiln Landfill
Work Order: 20120231

Work Order Sample Summary

<u>Lab Samp ID</u>	<u>Client Sample ID</u>	<u>Matrix</u>	<u>Tag Number</u>	<u>Collection Date</u>	<u>Date Received</u>	<u>Hold</u>
20120231-01	P8B	Groundwater		12/1/2020 13:30	12/3/2020 10:00	<input type="checkbox"/>
20120231-02	MW8A	Groundwater		12/1/2020 11:55	12/3/2020 10:00	<input type="checkbox"/>
20120231-03	PW1716LR	Groundwater		12/1/2020 10:45	12/3/2020 10:00	<input type="checkbox"/>
20120231-04	P7B	Groundwater		12/1/2020 10:00	12/3/2020 10:00	<input type="checkbox"/>
20120231-05	P2B	Groundwater		12/1/2020 08:40	12/3/2020 10:00	<input type="checkbox"/>
20120231-06	MW2A	Groundwater		12/2/2020 09:55	12/3/2020 10:00	<input type="checkbox"/>
20120231-07	P10B	Groundwater		12/2/2020 08:40	12/3/2020 10:00	<input type="checkbox"/>
20120231-08	DUP-1	Groundwater		12/1/2020	12/3/2020 10:00	<input type="checkbox"/>
20120231-09	Trip Blank	Water		12/1/2020	12/3/2020 10:00	<input type="checkbox"/>

Client: TRC Environmental Corporation
Project: Grafton Lime Kiln Landfill
Work Order: 20120231

Case Narrative

Samples for the above noted Work Order were received on 12/03/2020. The attached "Sample Receipt Checklist" documents the status of custody seals, container integrity, sample condition, preservation, and temperature compliance.

In order to ensure compliance with NR 149 criteria, please note the following report format:

- (1) The Limit of Detection (LOD) is reported as the MDL (Method Detection Limit)
- (2) The Limit of Quantitation (LOQ) is reported as the PQL (Practical Quantitation Limit)
- (3) All reported concentrations, including those for the LOD and LOQ, are adjusted for any required dilutions
- (4) All reported concentrations, including those for the LOD and LOQ, are adjusted for moisture content when samples are reported on a dry weight basis.

Samples were analyzed according to the analytical methodology previously documented in the "Work Order Acknowledgement". Methodologies are also documented in the "Analytical Result" section for each sample. Quality control results are listed in the "QC Report" section. Detail as to the associated samples can be found at the end of each batch summary. If applicable, results are appropriately qualified in the Analytical Result and QC Report sections. The "Qualifiers" section documents the various qualifiers, acronyms, and units utilized in reporting.

With the following exceptions, all sample analyses achieved analytical criteria.

Volatile Organics

Batch R305316, Method SW8260C, Sample 20120231-02A MS: The MS recovery was above the upper control limit for Bromomethane. The corresponding result in the parent sample was non-detect, therefore no qualification is required.

Client: TRC Environmental Corporation
Project: Grafton Lime Kiln Landfill
WorkOrder: 20120231

**QUALIFIERS,
ACRONYMS, UNITS**

<u>Qualifier</u>	<u>Description</u>
*	Value exceeds Regulatory Limit
**	Estimated Value
a	Analyte is non-accredited
B	Analyte detected in the associated Method Blank above the Reporting Limit
E	Value above quantitation range
H	Analyzed outside of Holding Time
Hr	BOD/CBOD - Sample was reset outside Hold Time, value should be considered estimated.
J	Analyte is present at an estimated concentration between the MDL and Report Limit
ND	Not Detected at the Reporting Limit
O	Sample amount is > 4 times amount spiked
P	Dual Column results percent difference > 40%
R	RPD above laboratory control limit
S	Spike Recovery outside laboratory control limits
U	Analyzed but not detected above the MDL
X	Analyte was detected in the Method Blank between the MDL and Reporting Limit, sample results may exhibit background or reagent contamination at the observed level.

<u>Acronym</u>	<u>Description</u>
DUP	Method Duplicate
LCS	Laboratory Control Sample
LCSD	Laboratory Control Sample Duplicate
LOD	Limit of Detection (see MDL)
LOQ	Limit of Quantitation (see PQL)
MBLK	Method Blank
MDL	Method Detection Limit
MS	Matrix Spike
MSD	Matrix Spike Duplicate
PQL	Practical Quantitation Limit
RPD	Relative Percent Difference
TDL	Target Detection Limit
TNTC	Too Numerous To Count
A	APHA Standard Methods
D	ASTM
E	EPA
SW	SW-846 Update III

<u>Units Reported</u>	<u>Description</u>
µg/L	Micrograms per Liter

ALS Group, USA

Date: 10-Dec-20

Client: TRC Environmental Corporation
Project: Grafton Lime Kiln Landfill
Sample ID: P8B
Collection Date: 12/1/2020 01:30 PM

Work Order: 20120231
Lab ID: 20120231-01
Matrix: GROUNDWATER

Analyses	Result	Qual	MDL	Report Limit	Units	Dilution Factor	Date Analyzed
VOLATILE ORGANIC COMPOUNDS			Method: SW8260C			Analyst: JNS	
1,1,1-Trichloroethane	0.92	J	0.46	1.5	µg/L	1	12/8/2020 23:04
1,1,2,2-Tetrachloroethane	U		0.40	1.3	µg/L	1	12/8/2020 23:04
1,1,2-Trichloroethane	U		0.46	1.5	µg/L	1	12/8/2020 23:04
1,1,2-Trichlorotrifluoroethane	U		0.52	1.7	µg/L	1	12/8/2020 23:04
1,1-Dichloroethane	5.1		0.44	1.5	µg/L	1	12/8/2020 23:04
1,1-Dichloroethene	1.0	J	0.40	1.4	µg/L	1	12/8/2020 23:04
1,2,3-Trichlorobenzene	U		0.42	1.4	µg/L	1	12/8/2020 23:04
1,2,4-Trichlorobenzene	U		0.45	1.5	µg/L	1	12/8/2020 23:04
1,2,4-Trimethylbenzene	U		0.45	1.5	µg/L	1	12/8/2020 23:04
1,2-Dibromo-3-chloropropane	U		0.43	1.4	µg/L	1	12/8/2020 23:04
1,2-Dibromoethane	U		0.41	1.4	µg/L	1	12/8/2020 23:04
1,2-Dichlorobenzene	U		0.32	1.1	µg/L	1	12/8/2020 23:04
1,2-Dichloroethane	U		0.44	1.4	µg/L	1	12/8/2020 23:04
1,2-Dichloropropane	U		0.48	1.6	µg/L	1	12/8/2020 23:04
1,3,5-Trimethylbenzene	U		0.65	2.2	µg/L	1	12/8/2020 23:04
1,3-Dichlorobenzene	U		0.33	1.1	µg/L	1	12/8/2020 23:04
1,4-Dichlorobenzene	U		0.35	1.2	µg/L	1	12/8/2020 23:04
2-Butanone	U		0.52	1.7	µg/L	1	12/8/2020 23:04
2-Hexanone	U		0.59	2.0	µg/L	1	12/8/2020 23:04
4-Methyl-2-pentanone	U		0.52	1.7	µg/L	1	12/8/2020 23:04
Acetone	U		6.2	21	µg/L	1	12/8/2020 23:04
Benzene	U		0.46	1.5	µg/L	1	12/8/2020 23:04
Bromochloromethane	U		0.45	1.5	µg/L	1	12/8/2020 23:04
Bromodichloromethane	U		0.49	1.6	µg/L	1	12/8/2020 23:04
Bromoform	U		0.56	1.9	µg/L	1	12/8/2020 23:04
Bromomethane	U		0.90	3.0	µg/L	1	12/8/2020 23:04
Carbon disulfide	U		0.49	1.6	µg/L	1	12/8/2020 23:04
Carbon tetrachloride	U		0.40	1.4	µg/L	1	12/8/2020 23:04
Chlorobenzene	U		0.40	1.3	µg/L	1	12/8/2020 23:04
Chloroethane	U		0.68	2.3	µg/L	1	12/8/2020 23:04
Chloroform	U		0.46	1.5	µg/L	1	12/8/2020 23:04
Chloromethane	U		0.83	2.8	µg/L	1	12/8/2020 23:04
cis-1,2-Dichloroethene	39		0.42	1.4	µg/L	1	12/8/2020 23:04
cis-1,3-Dichloropropene	U		0.57	1.9	µg/L	1	12/8/2020 23:04
Cyclohexane	U		0.63	2.1	µg/L	1	12/8/2020 23:04
Dibromochloromethane	U		0.40	1.3	µg/L	1	12/8/2020 23:04
Dichlorodifluoromethane	U		0.68	2.3	µg/L	1	12/8/2020 23:04
Ethylbenzene	U		0.34	1.1	µg/L	1	12/8/2020 23:04

Note: See Qualifiers page for a list of qualifiers and their definitions.

ALS Group, USA

Date: 10-Dec-20

Client: TRC Environmental Corporation
Project: Grafton Lime Kiln Landfill
Sample ID: P8B
Collection Date: 12/1/2020 01:30 PM

Work Order: 20120231
Lab ID: 20120231-01
Matrix: GROUNDWATER

Analyses	Result	Qual	MDL	Report Limit	Units	Dilution Factor	Date Analyzed
Isopropylbenzene	U		0.35	1.2	µg/L	1	12/8/2020 23:04
m,p-Xylene	U		0.81	2.7	µg/L	1	12/8/2020 23:04
Methyl acetate	U		0.59	2.0	µg/L	1	12/8/2020 23:04
Methyl tert-butyl ether	U		0.45	1.5	µg/L	1	12/8/2020 23:04
Methylcyclohexane	U		0.35	1.2	µg/L	1	12/8/2020 23:04
Methylene chloride	U		0.86	2.9	µg/L	1	12/8/2020 23:04
Naphthalene	U		0.77	2.6	µg/L	1	12/8/2020 23:04
o-Xylene	U		0.31	1.0	µg/L	1	12/8/2020 23:04
Styrene	U		0.33	1.1	µg/L	1	12/8/2020 23:04
Tetrachloroethene	U		0.39	1.3	µg/L	1	12/8/2020 23:04
Tetrahydrofuran	U		0.73	2.4	µg/L	1	12/8/2020 23:04
Toluene	U		0.45	1.5	µg/L	1	12/8/2020 23:04
trans-1,2-Dichloroethene	U		0.48	1.6	µg/L	1	12/8/2020 23:04
trans-1,3-Dichloropropene	U		0.38	2.7	µg/L	1	12/8/2020 23:04
Trichloroethene	98		0.43	1.4	µg/L	1	12/8/2020 23:04
Trichlorofluoromethane	U		0.52	1.7	µg/L	1	12/8/2020 23:04
Vinyl chloride	3.4		0.53	1.8	µg/L	1	12/8/2020 23:04
Xylenes, Total	U		0.81	4.4	µg/L	1	12/8/2020 23:04
Surr: 1,2-Dichloroethane-d4	107			75-120	%REC	1	12/8/2020 23:04
Surr: 4-Bromofluorobenzene	105			80-110	%REC	1	12/8/2020 23:04
Surr: Dibromofluoromethane	105			85-115	%REC	1	12/8/2020 23:04
Surr: Toluene-d8	104			85-110	%REC	1	12/8/2020 23:04

Note: See Qualifiers page for a list of qualifiers and their definitions.

ALS Group, USA

Date: 10-Dec-20

Client: TRC Environmental Corporation
Project: Grafton Lime Kiln Landfill
Sample ID: MW8A
Collection Date: 12/1/2020 11:55 AM

Work Order: 20120231
Lab ID: 20120231-02
Matrix: GROUNDWATER

Analyses	Result	Qual	MDL	Report Limit	Units	Dilution Factor	Date Analyzed
VOLATILE ORGANIC COMPOUNDS			Method: SW8260C			Analyst: JNS	
1,1,1-Trichloroethane	0.68	J	0.46	1.5	µg/L	1	12/8/2020 23:20
1,1,2,2-Tetrachloroethane	U		0.40	1.3	µg/L	1	12/8/2020 23:20
1,1,2-Trichloroethane	U		0.46	1.5	µg/L	1	12/8/2020 23:20
1,1,2-Trichlorotrifluoroethane	U		0.52	1.7	µg/L	1	12/8/2020 23:20
1,1-Dichloroethane	7.9		0.44	1.5	µg/L	1	12/8/2020 23:20
1,1-Dichloroethene	0.56	J	0.40	1.4	µg/L	1	12/8/2020 23:20
1,2,3-Trichlorobenzene	U		0.42	1.4	µg/L	1	12/8/2020 23:20
1,2,4-Trichlorobenzene	U		0.45	1.5	µg/L	1	12/8/2020 23:20
1,2,4-Trimethylbenzene	U		0.45	1.5	µg/L	1	12/8/2020 23:20
1,2-Dibromo-3-chloropropane	U		0.43	1.4	µg/L	1	12/8/2020 23:20
1,2-Dibromoethane	U		0.41	1.4	µg/L	1	12/8/2020 23:20
1,2-Dichlorobenzene	U		0.32	1.1	µg/L	1	12/8/2020 23:20
1,2-Dichloroethane	U		0.44	1.4	µg/L	1	12/8/2020 23:20
1,2-Dichloropropane	U		0.48	1.6	µg/L	1	12/8/2020 23:20
1,3,5-Trimethylbenzene	U		0.65	2.2	µg/L	1	12/8/2020 23:20
1,3-Dichlorobenzene	U		0.33	1.1	µg/L	1	12/8/2020 23:20
1,4-Dichlorobenzene	U		0.35	1.2	µg/L	1	12/8/2020 23:20
2-Butanone	U		0.52	1.7	µg/L	1	12/8/2020 23:20
2-Hexanone	U		0.59	2.0	µg/L	1	12/8/2020 23:20
4-Methyl-2-pentanone	U		0.52	1.7	µg/L	1	12/8/2020 23:20
Acetone	U		6.2	21	µg/L	1	12/8/2020 23:20
Benzene	U		0.46	1.5	µg/L	1	12/8/2020 23:20
Bromochloromethane	U		0.45	1.5	µg/L	1	12/8/2020 23:20
Bromodichloromethane	U		0.49	1.6	µg/L	1	12/8/2020 23:20
Bromoform	U		0.56	1.9	µg/L	1	12/8/2020 23:20
Bromomethane	U		0.90	3.0	µg/L	1	12/8/2020 23:20
Carbon disulfide	U		0.49	1.6	µg/L	1	12/8/2020 23:20
Carbon tetrachloride	U		0.40	1.4	µg/L	1	12/8/2020 23:20
Chlorobenzene	U		0.40	1.3	µg/L	1	12/8/2020 23:20
Chloroethane	U		0.68	2.3	µg/L	1	12/8/2020 23:20
Chloroform	U		0.46	1.5	µg/L	1	12/8/2020 23:20
Chloromethane	U		0.83	2.8	µg/L	1	12/8/2020 23:20
cis-1,2-Dichloroethene	60		0.42	1.4	µg/L	1	12/8/2020 23:20
cis-1,3-Dichloropropene	U		0.57	1.9	µg/L	1	12/8/2020 23:20
Cyclohexane	U		0.63	2.1	µg/L	1	12/8/2020 23:20
Dibromochloromethane	U		0.40	1.3	µg/L	1	12/8/2020 23:20
Dichlorodifluoromethane	U		0.68	2.3	µg/L	1	12/8/2020 23:20
Ethylbenzene	U		0.34	1.1	µg/L	1	12/8/2020 23:20

Note: See Qualifiers page for a list of qualifiers and their definitions.

ALS Group, USA

Date: 10-Dec-20

Client: TRC Environmental Corporation
Project: Grafton Lime Kiln Landfill
Sample ID: MW8A
Collection Date: 12/1/2020 11:55 AM

Work Order: 20120231
Lab ID: 20120231-02
Matrix: GROUNDWATER

Analyses	Result	Qual	MDL	Report Limit	Units	Dilution Factor	Date Analyzed
Isopropylbenzene		U	0.35	1.2	µg/L	1	12/8/2020 23:20
m,p-Xylene		U	0.81	2.7	µg/L	1	12/8/2020 23:20
Methyl acetate		U	0.59	2.0	µg/L	1	12/8/2020 23:20
Methyl tert-butyl ether		U	0.45	1.5	µg/L	1	12/8/2020 23:20
Methylcyclohexane		U	0.35	1.2	µg/L	1	12/8/2020 23:20
Methylene chloride		U	0.86	2.9	µg/L	1	12/8/2020 23:20
Naphthalene		U	0.77	2.6	µg/L	1	12/8/2020 23:20
o-Xylene		U	0.31	1.0	µg/L	1	12/8/2020 23:20
Styrene		U	0.33	1.1	µg/L	1	12/8/2020 23:20
Tetrachloroethene		U	0.39	1.3	µg/L	1	12/8/2020 23:20
Tetrahydrofuran		U	0.73	2.4	µg/L	1	12/8/2020 23:20
Toluene		U	0.45	1.5	µg/L	1	12/8/2020 23:20
trans-1,2-Dichloroethene	0.81	J	0.48	1.6	µg/L	1	12/8/2020 23:20
trans-1,3-Dichloropropene		U	0.38	2.7	µg/L	1	12/8/2020 23:20
Trichloroethene	12		0.43	1.4	µg/L	1	12/8/2020 23:20
Trichlorofluoromethane		U	0.52	1.7	µg/L	1	12/8/2020 23:20
Vinyl chloride	6.3		0.53	1.8	µg/L	1	12/8/2020 23:20
Xylenes, Total		U	0.81	4.4	µg/L	1	12/8/2020 23:20
Surr: 1,2-Dichloroethane-d4	108			75-120	%REC	1	12/8/2020 23:20
Surr: 4-Bromofluorobenzene	102			80-110	%REC	1	12/8/2020 23:20
Surr: Dibromofluoromethane	108			85-115	%REC	1	12/8/2020 23:20
Surr: Toluene-d8	104			85-110	%REC	1	12/8/2020 23:20

Note: See Qualifiers page for a list of qualifiers and their definitions.

ALS Group, USA

Date: 10-Dec-20

Client: TRC Environmental Corporation
Project: Grafton Lime Kiln Landfill
Sample ID: PW1716LR
Collection Date: 12/1/2020 10:45 AM

Work Order: 20120231
Lab ID: 20120231-03
Matrix: GROUNDWATER

Analyses	Result	Qual	MDL	Report Limit	Units	Dilution Factor	Date Analyzed
VOLATILE ORGANIC COMPOUNDS			Method: SW8260C			Analyst: JNS	
1,1,1-Trichloroethane	U		0.46	1.5	µg/L	1	12/8/2020 23:37
1,1,2,2-Tetrachloroethane	U		0.40	1.3	µg/L	1	12/8/2020 23:37
1,1,2-Trichloroethane	U		0.46	1.5	µg/L	1	12/8/2020 23:37
1,1,2-Trichlorotrifluoroethane	U		0.52	1.7	µg/L	1	12/8/2020 23:37
1,1-Dichloroethane	U		0.44	1.5	µg/L	1	12/8/2020 23:37
1,1-Dichloroethene	U		0.40	1.4	µg/L	1	12/8/2020 23:37
1,2,3-Trichlorobenzene	U		0.42	1.4	µg/L	1	12/8/2020 23:37
1,2,4-Trichlorobenzene	U		0.45	1.5	µg/L	1	12/8/2020 23:37
1,2,4-Trimethylbenzene	U		0.45	1.5	µg/L	1	12/8/2020 23:37
1,2-Dibromo-3-chloropropane	U		0.43	1.4	µg/L	1	12/8/2020 23:37
1,2-Dibromoethane	U		0.41	1.4	µg/L	1	12/8/2020 23:37
1,2-Dichlorobenzene	U		0.32	1.1	µg/L	1	12/8/2020 23:37
1,2-Dichloroethane	U		0.44	1.4	µg/L	1	12/8/2020 23:37
1,2-Dichloropropane	U		0.48	1.6	µg/L	1	12/8/2020 23:37
1,3,5-Trimethylbenzene	U		0.65	2.2	µg/L	1	12/8/2020 23:37
1,3-Dichlorobenzene	U		0.33	1.1	µg/L	1	12/8/2020 23:37
1,4-Dichlorobenzene	U		0.35	1.2	µg/L	1	12/8/2020 23:37
2-Butanone	U		0.52	1.7	µg/L	1	12/8/2020 23:37
2-Hexanone	U		0.59	2.0	µg/L	1	12/8/2020 23:37
4-Methyl-2-pentanone	U		0.52	1.7	µg/L	1	12/8/2020 23:37
Acetone	U		6.2	21	µg/L	1	12/8/2020 23:37
Benzene	U		0.46	1.5	µg/L	1	12/8/2020 23:37
Bromochloromethane	U		0.45	1.5	µg/L	1	12/8/2020 23:37
Bromodichloromethane	U		0.49	1.6	µg/L	1	12/8/2020 23:37
Bromoform	U		0.56	1.9	µg/L	1	12/8/2020 23:37
Bromomethane	U		0.90	3.0	µg/L	1	12/8/2020 23:37
Carbon disulfide	U		0.49	1.6	µg/L	1	12/8/2020 23:37
Carbon tetrachloride	U		0.40	1.4	µg/L	1	12/8/2020 23:37
Chlorobenzene	U		0.40	1.3	µg/L	1	12/8/2020 23:37
Chloroethane	U		0.68	2.3	µg/L	1	12/8/2020 23:37
Chloroform	U		0.46	1.5	µg/L	1	12/8/2020 23:37
Chloromethane	U		0.83	2.8	µg/L	1	12/8/2020 23:37
cis-1,2-Dichloroethene	U		0.42	1.4	µg/L	1	12/8/2020 23:37
cis-1,3-Dichloropropene	U		0.57	1.9	µg/L	1	12/8/2020 23:37
Cyclohexane	U		0.63	2.1	µg/L	1	12/8/2020 23:37
Dibromochloromethane	U		0.40	1.3	µg/L	1	12/8/2020 23:37
Dichlorodifluoromethane	U		0.68	2.3	µg/L	1	12/8/2020 23:37
Ethylbenzene	U		0.34	1.1	µg/L	1	12/8/2020 23:37

Note: See Qualifiers page for a list of qualifiers and their definitions.

ALS Group, USA

Date: 10-Dec-20

Client: TRC Environmental Corporation
Project: Grafton Lime Kiln Landfill
Sample ID: PW1716LR
Collection Date: 12/1/2020 10:45 AM

Work Order: 20120231
Lab ID: 20120231-03
Matrix: GROUNDWATER

Analyses	Result	Qual	MDL	Report Limit	Units	Dilution Factor	Date Analyzed
Isopropylbenzene	U		0.35	1.2	µg/L	1	12/8/2020 23:37
m,p-Xylene	U		0.81	2.7	µg/L	1	12/8/2020 23:37
Methyl acetate	U		0.59	2.0	µg/L	1	12/8/2020 23:37
Methyl tert-butyl ether	U		0.45	1.5	µg/L	1	12/8/2020 23:37
Methylcyclohexane	U		0.35	1.2	µg/L	1	12/8/2020 23:37
Methylene chloride	U		0.86	2.9	µg/L	1	12/8/2020 23:37
Naphthalene	U		0.77	2.6	µg/L	1	12/8/2020 23:37
o-Xylene	U		0.31	1.0	µg/L	1	12/8/2020 23:37
Styrene	U		0.33	1.1	µg/L	1	12/8/2020 23:37
Tetrachloroethene	U		0.39	1.3	µg/L	1	12/8/2020 23:37
Tetrahydrofuran	U		0.73	2.4	µg/L	1	12/8/2020 23:37
Toluene	U		0.45	1.5	µg/L	1	12/8/2020 23:37
trans-1,2-Dichloroethene	U		0.48	1.6	µg/L	1	12/8/2020 23:37
trans-1,3-Dichloropropene	U		0.38	2.7	µg/L	1	12/8/2020 23:37
Trichloroethene	U		0.43	1.4	µg/L	1	12/8/2020 23:37
Trichlorofluoromethane	U		0.52	1.7	µg/L	1	12/8/2020 23:37
Vinyl chloride	U		0.53	1.8	µg/L	1	12/8/2020 23:37
Xylenes, Total	U		0.81	4.4	µg/L	1	12/8/2020 23:37
Surr: 1,2-Dichloroethane-d4	104			75-120	%REC	1	12/8/2020 23:37
Surr: 4-Bromofluorobenzene	97.7			80-110	%REC	1	12/8/2020 23:37
Surr: Dibromofluoromethane	107			85-115	%REC	1	12/8/2020 23:37
Surr: Toluene-d8	103			85-110	%REC	1	12/8/2020 23:37

Note: See Qualifiers page for a list of qualifiers and their definitions.

ALS Group, USA

Date: 10-Dec-20

Client: TRC Environmental Corporation
Project: Grafton Lime Kiln Landfill
Sample ID: P7B
Collection Date: 12/1/2020 10:00 AM

Work Order: 20120231
Lab ID: 20120231-04
Matrix: GROUNDWATER

Analyses	Result	Qual	MDL	Report Limit	Units	Dilution Factor	Date Analyzed
VOLATILE ORGANIC COMPOUNDS			Method: SW8260C			Analyst: JNS	
1,1,1-Trichloroethane	U		0.46	1.5	µg/L	1	12/8/2020 23:53
1,1,2,2-Tetrachloroethane	U		0.40	1.3	µg/L	1	12/8/2020 23:53
1,1,2-Trichloroethane	U		0.46	1.5	µg/L	1	12/8/2020 23:53
1,1,2-Trichlorotrifluoroethane	U		0.52	1.7	µg/L	1	12/8/2020 23:53
1,1-Dichloroethane	U		0.44	1.5	µg/L	1	12/8/2020 23:53
1,1-Dichloroethene	U		0.40	1.4	µg/L	1	12/8/2020 23:53
1,2,3-Trichlorobenzene	U		0.42	1.4	µg/L	1	12/8/2020 23:53
1,2,4-Trichlorobenzene	U		0.45	1.5	µg/L	1	12/8/2020 23:53
1,2,4-Trimethylbenzene	U		0.45	1.5	µg/L	1	12/8/2020 23:53
1,2-Dibromo-3-chloropropane	U		0.43	1.4	µg/L	1	12/8/2020 23:53
1,2-Dibromoethane	U		0.41	1.4	µg/L	1	12/8/2020 23:53
1,2-Dichlorobenzene	U		0.32	1.1	µg/L	1	12/8/2020 23:53
1,2-Dichloroethane	U		0.44	1.4	µg/L	1	12/8/2020 23:53
1,2-Dichloropropane	U		0.48	1.6	µg/L	1	12/8/2020 23:53
1,3,5-Trimethylbenzene	U		0.65	2.2	µg/L	1	12/8/2020 23:53
1,3-Dichlorobenzene	U		0.33	1.1	µg/L	1	12/8/2020 23:53
1,4-Dichlorobenzene	U		0.35	1.2	µg/L	1	12/8/2020 23:53
2-Butanone	U		0.52	1.7	µg/L	1	12/8/2020 23:53
2-Hexanone	U		0.59	2.0	µg/L	1	12/8/2020 23:53
4-Methyl-2-pentanone	U		0.52	1.7	µg/L	1	12/8/2020 23:53
Acetone	U		6.2	21	µg/L	1	12/8/2020 23:53
Benzene	U		0.46	1.5	µg/L	1	12/8/2020 23:53
Bromochloromethane	U		0.45	1.5	µg/L	1	12/8/2020 23:53
Bromodichloromethane	U		0.49	1.6	µg/L	1	12/8/2020 23:53
Bromoform	U		0.56	1.9	µg/L	1	12/8/2020 23:53
Bromomethane	U		0.90	3.0	µg/L	1	12/8/2020 23:53
Carbon disulfide	U		0.49	1.6	µg/L	1	12/8/2020 23:53
Carbon tetrachloride	U		0.40	1.4	µg/L	1	12/8/2020 23:53
Chlorobenzene	U		0.40	1.3	µg/L	1	12/8/2020 23:53
Chloroethane	U		0.68	2.3	µg/L	1	12/8/2020 23:53
Chloroform	U		0.46	1.5	µg/L	1	12/8/2020 23:53
Chloromethane	U		0.83	2.8	µg/L	1	12/8/2020 23:53
cis-1,2-Dichloroethene	U		0.42	1.4	µg/L	1	12/8/2020 23:53
cis-1,3-Dichloropropene	U		0.57	1.9	µg/L	1	12/8/2020 23:53
Cyclohexane	U		0.63	2.1	µg/L	1	12/8/2020 23:53
Dibromochloromethane	U		0.40	1.3	µg/L	1	12/8/2020 23:53
Dichlorodifluoromethane	U		0.68	2.3	µg/L	1	12/8/2020 23:53
Ethylbenzene	U		0.34	1.1	µg/L	1	12/8/2020 23:53

Note: See Qualifiers page for a list of qualifiers and their definitions.

ALS Group, USA

Date: 10-Dec-20

Client: TRC Environmental Corporation
Project: Grafton Lime Kiln Landfill
Sample ID: P7B
Collection Date: 12/1/2020 10:00 AM

Work Order: 20120231
Lab ID: 20120231-04
Matrix: GROUNDWATER

Analyses	Result	Qual	MDL	Report Limit	Units	Dilution Factor	Date Analyzed
Isopropylbenzene	U		0.35	1.2	µg/L	1	12/8/2020 23:53
m,p-Xylene	U		0.81	2.7	µg/L	1	12/8/2020 23:53
Methyl acetate	U		0.59	2.0	µg/L	1	12/8/2020 23:53
Methyl tert-butyl ether	U		0.45	1.5	µg/L	1	12/8/2020 23:53
Methylcyclohexane	U		0.35	1.2	µg/L	1	12/8/2020 23:53
Methylene chloride	U		0.86	2.9	µg/L	1	12/8/2020 23:53
Naphthalene	U		0.77	2.6	µg/L	1	12/8/2020 23:53
o-Xylene	U		0.31	1.0	µg/L	1	12/8/2020 23:53
Styrene	U		0.33	1.1	µg/L	1	12/8/2020 23:53
Tetrachloroethene	U		0.39	1.3	µg/L	1	12/8/2020 23:53
Tetrahydrofuran	U		0.73	2.4	µg/L	1	12/8/2020 23:53
Toluene	U		0.45	1.5	µg/L	1	12/8/2020 23:53
trans-1,2-Dichloroethene	U		0.48	1.6	µg/L	1	12/8/2020 23:53
trans-1,3-Dichloropropene	U		0.38	2.7	µg/L	1	12/8/2020 23:53
Trichloroethene	U		0.43	1.4	µg/L	1	12/8/2020 23:53
Trichlorofluoromethane	U		0.52	1.7	µg/L	1	12/8/2020 23:53
Vinyl chloride	U		0.53	1.8	µg/L	1	12/8/2020 23:53
Xylenes, Total	U		0.81	4.4	µg/L	1	12/8/2020 23:53
Surr: 1,2-Dichloroethane-d4	106			75-120	%REC	1	12/8/2020 23:53
Surr: 4-Bromofluorobenzene	103			80-110	%REC	1	12/8/2020 23:53
Surr: Dibromofluoromethane	108			85-115	%REC	1	12/8/2020 23:53
Surr: Toluene-d8	104			85-110	%REC	1	12/8/2020 23:53

Note: See Qualifiers page for a list of qualifiers and their definitions.

ALS Group, USA

Date: 10-Dec-20

Client: TRC Environmental Corporation
Project: Grafton Lime Kiln Landfill
Sample ID: P2B
Collection Date: 12/1/2020 08:40 AM

Work Order: 20120231
Lab ID: 20120231-05
Matrix: GROUNDWATER

Analyses	Result	Qual	MDL	Report Limit	Units	Dilution Factor	Date Analyzed
VOLATILE ORGANIC COMPOUNDS			Method: SW8260C			Analyst: JNS	
1,1,1-Trichloroethane	U		0.46	1.5	µg/L	1	12/9/2020 00:09
1,1,2,2-Tetrachloroethane	U		0.40	1.3	µg/L	1	12/9/2020 00:09
1,1,2-Trichloroethane	U		0.46	1.5	µg/L	1	12/9/2020 00:09
1,1,2-Trichlorotrifluoroethane	U		0.52	1.7	µg/L	1	12/9/2020 00:09
1,1-Dichloroethane	6.0		0.44	1.5	µg/L	1	12/9/2020 00:09
1,1-Dichloroethene	1.2	J	0.40	1.4	µg/L	1	12/9/2020 00:09
1,2,3-Trichlorobenzene	U		0.42	1.4	µg/L	1	12/9/2020 00:09
1,2,4-Trichlorobenzene	U		0.45	1.5	µg/L	1	12/9/2020 00:09
1,2,4-Trimethylbenzene	U		0.45	1.5	µg/L	1	12/9/2020 00:09
1,2-Dibromo-3-chloropropane	U		0.43	1.4	µg/L	1	12/9/2020 00:09
1,2-Dibromoethane	U		0.41	1.4	µg/L	1	12/9/2020 00:09
1,2-Dichlorobenzene	U		0.32	1.1	µg/L	1	12/9/2020 00:09
1,2-Dichloroethane	U		0.44	1.4	µg/L	1	12/9/2020 00:09
1,2-Dichloropropane	U		0.48	1.6	µg/L	1	12/9/2020 00:09
1,3,5-Trimethylbenzene	U		0.65	2.2	µg/L	1	12/9/2020 00:09
1,3-Dichlorobenzene	U		0.33	1.1	µg/L	1	12/9/2020 00:09
1,4-Dichlorobenzene	U		0.35	1.2	µg/L	1	12/9/2020 00:09
2-Butanone	U		0.52	1.7	µg/L	1	12/9/2020 00:09
2-Hexanone	U		0.59	2.0	µg/L	1	12/9/2020 00:09
4-Methyl-2-pentanone	U		0.52	1.7	µg/L	1	12/9/2020 00:09
Acetone	U		6.2	21	µg/L	1	12/9/2020 00:09
Benzene	U		0.46	1.5	µg/L	1	12/9/2020 00:09
Bromochloromethane	U		0.45	1.5	µg/L	1	12/9/2020 00:09
Bromodichloromethane	U		0.49	1.6	µg/L	1	12/9/2020 00:09
Bromoform	U		0.56	1.9	µg/L	1	12/9/2020 00:09
Bromomethane	U		0.90	3.0	µg/L	1	12/9/2020 00:09
Carbon disulfide	U		0.49	1.6	µg/L	1	12/9/2020 00:09
Carbon tetrachloride	U		0.40	1.4	µg/L	1	12/9/2020 00:09
Chlorobenzene	U		0.40	1.3	µg/L	1	12/9/2020 00:09
Chloroethane	U		0.68	2.3	µg/L	1	12/9/2020 00:09
Chloroform	U		0.46	1.5	µg/L	1	12/9/2020 00:09
Chloromethane	U		0.83	2.8	µg/L	1	12/9/2020 00:09
cis-1,2-Dichloroethene	240		2.1	6.9	µg/L	5	12/9/2020 15:47
cis-1,3-Dichloropropene	U		0.57	1.9	µg/L	1	12/9/2020 00:09
Cyclohexane	U		0.63	2.1	µg/L	1	12/9/2020 00:09
Dibromochloromethane	U		0.40	1.3	µg/L	1	12/9/2020 00:09
Dichlorodifluoromethane	U		0.68	2.3	µg/L	1	12/9/2020 00:09
Ethylbenzene	U		0.34	1.1	µg/L	1	12/9/2020 00:09

Note: See Qualifiers page for a list of qualifiers and their definitions.

ALS Group, USA

Date: 10-Dec-20

Client: TRC Environmental Corporation
Project: Grafton Lime Kiln Landfill
Sample ID: P2B
Collection Date: 12/1/2020 08:40 AM

Work Order: 20120231
Lab ID: 20120231-05
Matrix: GROUNDWATER

Analyses	Result	Qual	MDL	Report Limit	Units	Dilution Factor	Date Analyzed
Isopropylbenzene		U	0.35	1.2	µg/L	1	12/9/2020 00:09
m,p-Xylene		U	0.81	2.7	µg/L	1	12/9/2020 00:09
Methyl acetate		U	0.59	2.0	µg/L	1	12/9/2020 00:09
Methyl tert-butyl ether		U	0.45	1.5	µg/L	1	12/9/2020 00:09
Methylcyclohexane		U	0.35	1.2	µg/L	1	12/9/2020 00:09
Methylene chloride		U	0.86	2.9	µg/L	1	12/9/2020 00:09
Naphthalene		U	0.77	2.6	µg/L	1	12/9/2020 00:09
o-Xylene		U	0.31	1.0	µg/L	1	12/9/2020 00:09
Styrene		U	0.33	1.1	µg/L	1	12/9/2020 00:09
Tetrachloroethene		U	0.39	1.3	µg/L	1	12/9/2020 00:09
Tetrahydrofuran		U	0.73	2.4	µg/L	1	12/9/2020 00:09
Toluene		U	0.45	1.5	µg/L	1	12/9/2020 00:09
trans-1,2-Dichloroethene	4.4		0.48	1.6	µg/L	1	12/9/2020 00:09
trans-1,3-Dichloropropene		U	0.38	2.7	µg/L	1	12/9/2020 00:09
Trichloroethene	98		0.43	1.4	µg/L	1	12/9/2020 00:09
Trichlorofluoromethane		U	0.52	1.7	µg/L	1	12/9/2020 00:09
Vinyl chloride	120		2.6	8.8	µg/L	5	12/9/2020 15:47
Xylenes, Total		U	0.81	4.4	µg/L	1	12/9/2020 00:09
Surr: 1,2-Dichloroethane-d4	107			75-120	%REC	1	12/9/2020 00:09
Surr: 1,2-Dichloroethane-d4	109			75-120	%REC	5	12/9/2020 15:47
Surr: 4-Bromofluorobenzene	103			80-110	%REC	1	12/9/2020 00:09
Surr: 4-Bromofluorobenzene	103			80-110	%REC	5	12/9/2020 15:47
Surr: Dibromofluoromethane	108			85-115	%REC	1	12/9/2020 00:09
Surr: Dibromofluoromethane	105			85-115	%REC	5	12/9/2020 15:47
Surr: Toluene-d8	101			85-110	%REC	1	12/9/2020 00:09
Surr: Toluene-d8	104			85-110	%REC	5	12/9/2020 15:47

Note: See Qualifiers page for a list of qualifiers and their definitions.

ALS Group, USA

Date: 10-Dec-20

Client: TRC Environmental Corporation
Project: Grafton Lime Kiln Landfill
Sample ID: MW2A
Collection Date: 12/2/2020 09:55 AM

Work Order: 20120231
Lab ID: 20120231-06
Matrix: GROUNDWATER

Analyses	Result	Qual	MDL	Report Limit	Units	Dilution Factor	Date Analyzed
VOLATILE ORGANIC COMPOUNDS			Method: SW8260C			Analyst: JNS	
1,1,1-Trichloroethane	U		0.46	1.5	µg/L	1	12/9/2020 00:26
1,1,2,2-Tetrachloroethane	U		0.40	1.3	µg/L	1	12/9/2020 00:26
1,1,2-Trichloroethane	U		0.46	1.5	µg/L	1	12/9/2020 00:26
1,1,2-Trichlorotrifluoroethane	U		0.52	1.7	µg/L	1	12/9/2020 00:26
1,1-Dichloroethane	12		0.44	1.5	µg/L	1	12/9/2020 00:26
1,1-Dichloroethene	U		0.40	1.4	µg/L	1	12/9/2020 00:26
1,2,3-Trichlorobenzene	U		0.42	1.4	µg/L	1	12/9/2020 00:26
1,2,4-Trichlorobenzene	U		0.45	1.5	µg/L	1	12/9/2020 00:26
1,2,4-Trimethylbenzene	U		0.45	1.5	µg/L	1	12/9/2020 00:26
1,2-Dibromo-3-chloropropane	U		0.43	1.4	µg/L	1	12/9/2020 00:26
1,2-Dibromoethane	U		0.41	1.4	µg/L	1	12/9/2020 00:26
1,2-Dichlorobenzene	U		0.32	1.1	µg/L	1	12/9/2020 00:26
1,2-Dichloroethane	U		0.44	1.4	µg/L	1	12/9/2020 00:26
1,2-Dichloropropane	U		0.48	1.6	µg/L	1	12/9/2020 00:26
1,3,5-Trimethylbenzene	U		0.65	2.2	µg/L	1	12/9/2020 00:26
1,3-Dichlorobenzene	U		0.33	1.1	µg/L	1	12/9/2020 00:26
1,4-Dichlorobenzene	U		0.35	1.2	µg/L	1	12/9/2020 00:26
2-Butanone	U		0.52	1.7	µg/L	1	12/9/2020 00:26
2-Hexanone	U		0.59	2.0	µg/L	1	12/9/2020 00:26
4-Methyl-2-pentanone	U		0.52	1.7	µg/L	1	12/9/2020 00:26
Acetone	U		6.2	21	µg/L	1	12/9/2020 00:26
Benzene	U		0.46	1.5	µg/L	1	12/9/2020 00:26
Bromochloromethane	U		0.45	1.5	µg/L	1	12/9/2020 00:26
Bromodichloromethane	U		0.49	1.6	µg/L	1	12/9/2020 00:26
Bromoform	U		0.56	1.9	µg/L	1	12/9/2020 00:26
Bromomethane	U		0.90	3.0	µg/L	1	12/9/2020 00:26
Carbon disulfide	U		0.49	1.6	µg/L	1	12/9/2020 00:26
Carbon tetrachloride	U		0.40	1.4	µg/L	1	12/9/2020 00:26
Chlorobenzene	U		0.40	1.3	µg/L	1	12/9/2020 00:26
Chloroethane	U		0.68	2.3	µg/L	1	12/9/2020 00:26
Chloroform	U		0.46	1.5	µg/L	1	12/9/2020 00:26
Chloromethane	U		0.83	2.8	µg/L	1	12/9/2020 00:26
cis-1,2-Dichloroethene	1.1	J	0.42	1.4	µg/L	1	12/9/2020 16:04
cis-1,3-Dichloropropene	U		0.57	1.9	µg/L	1	12/9/2020 00:26
Cyclohexane	U		0.63	2.1	µg/L	1	12/9/2020 00:26
Dibromochloromethane	U		0.40	1.3	µg/L	1	12/9/2020 00:26
Dichlorodifluoromethane	U		0.68	2.3	µg/L	1	12/9/2020 00:26
Ethylbenzene	U		0.34	1.1	µg/L	1	12/9/2020 00:26

Note: See Qualifiers page for a list of qualifiers and their definitions.

ALS Group, USA

Date: 10-Dec-20

Client: TRC Environmental Corporation
Project: Grafton Lime Kiln Landfill
Sample ID: MW2A
Collection Date: 12/2/2020 09:55 AM

Work Order: 20120231
Lab ID: 20120231-06
Matrix: GROUNDWATER

Analyses	Result	Qual	MDL	Report Limit	Units	Dilution Factor	Date Analyzed
Isopropylbenzene	U		0.35	1.2	µg/L	1	12/9/2020 00:26
m,p-Xylene	U		0.81	2.7	µg/L	1	12/9/2020 00:26
Methyl acetate	U		0.59	2.0	µg/L	1	12/9/2020 00:26
Methyl tert-butyl ether	U		0.45	1.5	µg/L	1	12/9/2020 00:26
Methylcyclohexane	U		0.35	1.2	µg/L	1	12/9/2020 00:26
Methylene chloride	U		0.86	2.9	µg/L	1	12/9/2020 00:26
Naphthalene	U		0.77	2.6	µg/L	1	12/9/2020 00:26
o-Xylene	U		0.31	1.0	µg/L	1	12/9/2020 00:26
Styrene	U		0.33	1.1	µg/L	1	12/9/2020 00:26
Tetrachloroethene	U		0.39	1.3	µg/L	1	12/9/2020 00:26
Tetrahydrofuran	U		0.73	2.4	µg/L	1	12/9/2020 00:26
Toluene	U		0.45	1.5	µg/L	1	12/9/2020 00:26
trans-1,2-Dichloroethene	U		0.48	1.6	µg/L	1	12/9/2020 00:26
trans-1,3-Dichloropropene	U		0.38	2.7	µg/L	1	12/9/2020 00:26
Trichloroethene	2.7		0.43	1.4	µg/L	1	12/9/2020 16:04
Trichlorofluoromethane	U		0.52	1.7	µg/L	1	12/9/2020 00:26
Vinyl chloride	4.4		0.53	1.8	µg/L	1	12/9/2020 00:26
Xylenes, Total	U		0.81	4.4	µg/L	1	12/9/2020 00:26
Surr: 1,2-Dichloroethane-d4	108			75-120	%REC	1	12/9/2020 00:26
Surr: 1,2-Dichloroethane-d4	108			75-120	%REC	1	12/9/2020 16:04
Surr: 4-Bromofluorobenzene	103			80-110	%REC	1	12/9/2020 00:26
Surr: 4-Bromofluorobenzene	102			80-110	%REC	1	12/9/2020 16:04
Surr: Dibromofluoromethane	106			85-115	%REC	1	12/9/2020 00:26
Surr: Dibromofluoromethane	108			85-115	%REC	1	12/9/2020 16:04
Surr: Toluene-d8	104			85-110	%REC	1	12/9/2020 00:26
Surr: Toluene-d8	103			85-110	%REC	1	12/9/2020 16:04

Note: See Qualifiers page for a list of qualifiers and their definitions.

Client: TRC Environmental Corporation
 Project: Grafton Lime Kiln Landfill
 Sample ID: P10B
 Collection Date: 12/2/2020 08:40 AM

Work Order: 20120231
 Lab ID: 20120231-07
 Matrix: GROUNDWATER

Analyses	Result	Qual	MDL	Report Limit	Units	Dilution Factor	Date Analyzed
VOLATILE ORGANIC COMPOUNDS			Method: SW8260C			Analyst: JNS	
1,1,1-Trichloroethane	U		0.46	1.5	µg/L	1	12/9/2020 00:42
1,1,2,2-Tetrachloroethane	U		0.40	1.3	µg/L	1	12/9/2020 00:42
1,1,2-Trichloroethane	U		0.46	1.5	µg/L	1	12/9/2020 00:42
1,1,2-Trichlorotrifluoroethane	32		0.52	1.7	µg/L	1	12/9/2020 00:42
1,1-Dichloroethane	U		0.44	1.5	µg/L	1	12/9/2020 00:42
1,1-Dichloroethene	U		0.40	1.4	µg/L	1	12/9/2020 00:42
1,2,3-Trichlorobenzene	U		0.42	1.4	µg/L	1	12/9/2020 00:42
1,2,4-Trichlorobenzene	U		0.45	1.5	µg/L	1	12/9/2020 00:42
1,2,4-Trimethylbenzene	U		0.45	1.5	µg/L	1	12/9/2020 00:42
1,2-Dibromo-3-chloropropane	U		0.43	1.4	µg/L	1	12/9/2020 00:42
1,2-Dibromoethane	U		0.41	1.4	µg/L	1	12/9/2020 00:42
1,2-Dichlorobenzene	U		0.32	1.1	µg/L	1	12/9/2020 00:42
1,2-Dichloroethane	U		0.44	1.4	µg/L	1	12/9/2020 00:42
1,2-Dichloropropane	U		0.48	1.6	µg/L	1	12/9/2020 00:42
1,3,5-Trimethylbenzene	U		0.65	2.2	µg/L	1	12/9/2020 00:42
1,3-Dichlorobenzene	U		0.33	1.1	µg/L	1	12/9/2020 00:42
1,4-Dichlorobenzene	U		0.35	1.2	µg/L	1	12/9/2020 00:42
2-Butanone	U		0.52	1.7	µg/L	1	12/9/2020 00:42
2-Hexanone	U		0.59	2.0	µg/L	1	12/9/2020 00:42
4-Methyl-2-pentanone	U		0.52	1.7	µg/L	1	12/9/2020 00:42
Acetone	U		6.2	21	µg/L	1	12/9/2020 00:42
Benzene	U		0.46	1.5	µg/L	1	12/9/2020 00:42
Bromochloromethane	U		0.45	1.5	µg/L	1	12/9/2020 00:42
Bromodichloromethane	U		0.49	1.6	µg/L	1	12/9/2020 00:42
Bromoform	U		0.56	1.9	µg/L	1	12/9/2020 00:42
Bromomethane	U		0.90	3.0	µg/L	1	12/9/2020 00:42
Carbon disulfide	U		0.49	1.6	µg/L	1	12/9/2020 00:42
Carbon tetrachloride	U		0.40	1.4	µg/L	1	12/9/2020 00:42
Chlorobenzene	U		0.40	1.3	µg/L	1	12/9/2020 00:42
Chloroethane	U		0.68	2.3	µg/L	1	12/9/2020 00:42
Chloroform	U		0.46	1.5	µg/L	1	12/9/2020 00:42
Chloromethane	U		0.83	2.8	µg/L	1	12/9/2020 00:42
cis-1,2-Dichloroethene	U		0.42	1.4	µg/L	1	12/9/2020 00:42
cis-1,3-Dichloropropene	U		0.57	1.9	µg/L	1	12/9/2020 00:42
Cyclohexane	U		0.63	2.1	µg/L	1	12/9/2020 00:42
Dibromochloromethane	U		0.40	1.3	µg/L	1	12/9/2020 00:42
Dichlorodifluoromethane	U		0.68	2.3	µg/L	1	12/9/2020 00:42
Ethylbenzene	U		0.34	1.1	µg/L	1	12/9/2020 00:42

Note: See Qualifiers page for a list of qualifiers and their definitions.

ALS Group, USA

Date: 10-Dec-20

Client: TRC Environmental Corporation
Project: Grafton Lime Kiln Landfill
Sample ID: P10B
Collection Date: 12/2/2020 08:40 AM

Work Order: 20120231
Lab ID: 20120231-07
Matrix: GROUNDWATER

Analyses	Result	Qual	MDL	Report Limit	Units	Dilution Factor	Date Analyzed
Isopropylbenzene		U	0.35	1.2	µg/L	1	12/9/2020 00:42
m,p-Xylene		U	0.81	2.7	µg/L	1	12/9/2020 00:42
Methyl acetate		U	0.59	2.0	µg/L	1	12/9/2020 00:42
Methyl tert-butyl ether		U	0.45	1.5	µg/L	1	12/9/2020 00:42
Methylcyclohexane		U	0.35	1.2	µg/L	1	12/9/2020 00:42
Methylene chloride		U	0.86	2.9	µg/L	1	12/9/2020 00:42
Naphthalene		U	0.77	2.6	µg/L	1	12/9/2020 00:42
o-Xylene		U	0.31	1.0	µg/L	1	12/9/2020 00:42
Styrene		U	0.33	1.1	µg/L	1	12/9/2020 00:42
Tetrachloroethene		U	0.39	1.3	µg/L	1	12/9/2020 00:42
Tetrahydrofuran		U	0.73	2.4	µg/L	1	12/9/2020 00:42
Toluene		U	0.45	1.5	µg/L	1	12/9/2020 00:42
trans-1,2-Dichloroethene		U	0.48	1.6	µg/L	1	12/9/2020 00:42
trans-1,3-Dichloropropene		U	0.38	2.7	µg/L	1	12/9/2020 00:42
Trichloroethene	1.8		0.43	1.4	µg/L	1	12/9/2020 00:42
Trichlorofluoromethane		U	0.52	1.7	µg/L	1	12/9/2020 00:42
Vinyl chloride		U	0.53	1.8	µg/L	1	12/9/2020 00:42
Xylenes, Total		U	0.81	4.4	µg/L	1	12/9/2020 00:42
Surr: 1,2-Dichloroethane-d4	106			75-120	%REC	1	12/9/2020 00:42
Surr: 4-Bromofluorobenzene	102			80-110	%REC	1	12/9/2020 00:42
Surr: Dibromofluoromethane	110			85-115	%REC	1	12/9/2020 00:42
Surr: Toluene-d8	103			85-110	%REC	1	12/9/2020 00:42

Note: See Qualifiers page for a list of qualifiers and their definitions.

ALS Group, USA

Date: 10-Dec-20

Client: TRC Environmental Corporation
Project: Grafton Lime Kiln Landfill
Sample ID: DUP-1
Collection Date: 12/1/2020

Work Order: 20120231
Lab ID: 20120231-08
Matrix: GROUNDWATER

Analyses	Result	Qual	MDL	Report Limit	Units	Dilution Factor	Date Analyzed
VOLATILE ORGANIC COMPOUNDS			Method: SW8260C			Analyst: JNS	
1,1,1-Trichloroethane	0.86	J	0.46	1.5	µg/L	1	12/9/2020 00:58
1,1,2,2-Tetrachloroethane	U		0.40	1.3	µg/L	1	12/9/2020 00:58
1,1,2-Trichloroethane	U		0.46	1.5	µg/L	1	12/9/2020 00:58
1,1,2-Trichlorotrifluoroethane	U		0.52	1.7	µg/L	1	12/9/2020 00:58
1,1-Dichloroethane	5.2		0.44	1.5	µg/L	1	12/9/2020 00:58
1,1-Dichloroethene	1.1	J	0.40	1.4	µg/L	1	12/9/2020 00:58
1,2,3-Trichlorobenzene	U		0.42	1.4	µg/L	1	12/9/2020 00:58
1,2,4-Trichlorobenzene	U		0.45	1.5	µg/L	1	12/9/2020 00:58
1,2,4-Trimethylbenzene	U		0.45	1.5	µg/L	1	12/9/2020 00:58
1,2-Dibromo-3-chloropropane	U		0.43	1.4	µg/L	1	12/9/2020 00:58
1,2-Dibromoethane	U		0.41	1.4	µg/L	1	12/9/2020 00:58
1,2-Dichlorobenzene	U		0.32	1.1	µg/L	1	12/9/2020 00:58
1,2-Dichloroethane	U		0.44	1.4	µg/L	1	12/9/2020 00:58
1,2-Dichloropropane	U		0.48	1.6	µg/L	1	12/9/2020 00:58
1,3,5-Trimethylbenzene	U		0.65	2.2	µg/L	1	12/9/2020 00:58
1,3-Dichlorobenzene	U		0.33	1.1	µg/L	1	12/9/2020 00:58
1,4-Dichlorobenzene	U		0.35	1.2	µg/L	1	12/9/2020 00:58
2-Butanone	U		0.52	1.7	µg/L	1	12/9/2020 00:58
2-Hexanone	U		0.59	2.0	µg/L	1	12/9/2020 00:58
4-Methyl-2-pentanone	U		0.52	1.7	µg/L	1	12/9/2020 00:58
Acetone	U		6.2	21	µg/L	1	12/9/2020 00:58
Benzene	U		0.46	1.5	µg/L	1	12/9/2020 00:58
Bromochloromethane	U		0.45	1.5	µg/L	1	12/9/2020 00:58
Bromodichloromethane	U		0.49	1.6	µg/L	1	12/9/2020 00:58
Bromoform	U		0.56	1.9	µg/L	1	12/9/2020 00:58
Bromomethane	U		0.90	3.0	µg/L	1	12/9/2020 00:58
Carbon disulfide	U		0.49	1.6	µg/L	1	12/9/2020 00:58
Carbon tetrachloride	U		0.40	1.4	µg/L	1	12/9/2020 00:58
Chlorobenzene	U		0.40	1.3	µg/L	1	12/9/2020 00:58
Chloroethane	U		0.68	2.3	µg/L	1	12/9/2020 00:58
Chloroform	U		0.46	1.5	µg/L	1	12/9/2020 00:58
Chloromethane	U		0.83	2.8	µg/L	1	12/9/2020 00:58
cis-1,2-Dichloroethene	40		0.42	1.4	µg/L	1	12/9/2020 00:58
cis-1,3-Dichloropropene	U		0.57	1.9	µg/L	1	12/9/2020 00:58
Cyclohexane	U		0.63	2.1	µg/L	1	12/9/2020 00:58
Dibromochloromethane	U		0.40	1.3	µg/L	1	12/9/2020 00:58
Dichlorodifluoromethane	U		0.68	2.3	µg/L	1	12/9/2020 00:58
Ethylbenzene	U		0.34	1.1	µg/L	1	12/9/2020 00:58

Note: See Qualifiers page for a list of qualifiers and their definitions.

ALS Group, USA

Date: 10-Dec-20

Client: TRC Environmental Corporation
 Project: Grafton Lime Kiln Landfill
 Sample ID: DUP-1
 Collection Date: 12/1/2020

Work Order: 20120231
 Lab ID: 20120231-08
 Matrix: GROUNDWATER

Analyses	Result	Qual	MDL	Report Limit	Units	Dilution Factor	Date Analyzed
Isopropylbenzene	U		0.35	1.2	µg/L	1	12/9/2020 00:58
m,p-Xylene	U		0.81	2.7	µg/L	1	12/9/2020 00:58
Methyl acetate	U		0.59	2.0	µg/L	1	12/9/2020 00:58
Methyl tert-butyl ether	U		0.45	1.5	µg/L	1	12/9/2020 00:58
Methylcyclohexane	U		0.35	1.2	µg/L	1	12/9/2020 00:58
Methylene chloride	U		0.86	2.9	µg/L	1	12/9/2020 00:58
Naphthalene	U		0.77	2.6	µg/L	1	12/9/2020 00:58
o-Xylene	U		0.31	1.0	µg/L	1	12/9/2020 00:58
Styrene	U		0.33	1.1	µg/L	1	12/9/2020 00:58
Tetrachloroethene	U		0.39	1.3	µg/L	1	12/9/2020 00:58
Tetrahydrofuran	U		0.73	2.4	µg/L	1	12/9/2020 00:58
Toluene	U		0.45	1.5	µg/L	1	12/9/2020 00:58
trans-1,2-Dichloroethene	U		0.48	1.6	µg/L	1	12/9/2020 00:58
trans-1,3-Dichloropropene	U		0.38	2.7	µg/L	1	12/9/2020 00:58
Trichloroethene	99		0.43	1.4	µg/L	1	12/9/2020 00:58
Trichlorofluoromethane	U		0.52	1.7	µg/L	1	12/9/2020 00:58
Vinyl chloride	3.4		0.53	1.8	µg/L	1	12/9/2020 00:58
Xylenes, Total	U		0.81	4.4	µg/L	1	12/9/2020 00:58
Surr: 1,2-Dichloroethane-d4	108			75-120	%REC	1	12/9/2020 00:58
Surr: 4-Bromofluorobenzene	101			80-110	%REC	1	12/9/2020 00:58
Surr: Dibromofluoromethane	109			85-115	%REC	1	12/9/2020 00:58
Surr: Toluene-d8	103			85-110	%REC	1	12/9/2020 00:58

Note: See Qualifiers page for a list of qualifiers and their definitions.

ALS Group, USA

Date: 10-Dec-20

Client: TRC Environmental Corporation
Project: Grafton Lime Kiln Landfill
Sample ID: Trip Blank
Collection Date: 12/1/2020

Work Order: 20120231
Lab ID: 20120231-09
Matrix: WATER

Analyses	Result	Qual	MDL	Report Limit	Units	Dilution Factor	Date Analyzed
VOLATILE ORGANIC COMPOUNDS			Method: SW8260C			Analyst: JNS	
1,1,1-Trichloroethane	U		0.46	1.5	µg/L	1	12/8/2020 22:48
1,1,2,2-Tetrachloroethane	U		0.40	1.3	µg/L	1	12/8/2020 22:48
1,1,2-Trichloroethane	U		0.46	1.5	µg/L	1	12/8/2020 22:48
1,1,2-Trichlorotrifluoroethane	U		0.52	1.7	µg/L	1	12/8/2020 22:48
1,1-Dichloroethane	U		0.44	1.5	µg/L	1	12/8/2020 22:48
1,1-Dichloroethene	U		0.40	1.4	µg/L	1	12/8/2020 22:48
1,2,3-Trichlorobenzene	U		0.42	1.4	µg/L	1	12/8/2020 22:48
1,2,4-Trichlorobenzene	U		0.45	1.5	µg/L	1	12/8/2020 22:48
1,2,4-Trimethylbenzene	U		0.45	1.5	µg/L	1	12/8/2020 22:48
1,2-Dibromo-3-chloropropane	U		0.43	1.4	µg/L	1	12/8/2020 22:48
1,2-Dibromoethane	U		0.41	1.4	µg/L	1	12/8/2020 22:48
1,2-Dichlorobenzene	U		0.32	1.1	µg/L	1	12/8/2020 22:48
1,2-Dichloroethane	U		0.44	1.4	µg/L	1	12/8/2020 22:48
1,2-Dichloropropane	U		0.48	1.6	µg/L	1	12/8/2020 22:48
1,3,5-Trimethylbenzene	U		0.65	2.2	µg/L	1	12/8/2020 22:48
1,3-Dichlorobenzene	U		0.33	1.1	µg/L	1	12/8/2020 22:48
1,4-Dichlorobenzene	U		0.35	1.2	µg/L	1	12/8/2020 22:48
2-Butanone	U		0.52	1.7	µg/L	1	12/8/2020 22:48
2-Hexanone	U		0.59	2.0	µg/L	1	12/8/2020 22:48
4-Methyl-2-pentanone	U		0.52	1.7	µg/L	1	12/8/2020 22:48
Acetone	U		6.2	21	µg/L	1	12/8/2020 22:48
Benzene	U		0.46	1.5	µg/L	1	12/8/2020 22:48
Bromochloromethane	U		0.45	1.5	µg/L	1	12/8/2020 22:48
Bromodichloromethane	U		0.49	1.6	µg/L	1	12/8/2020 22:48
Bromoform	U		0.56	1.9	µg/L	1	12/8/2020 22:48
Bromomethane	U		0.90	3.0	µg/L	1	12/8/2020 22:48
Carbon disulfide	U		0.49	1.6	µg/L	1	12/8/2020 22:48
Carbon tetrachloride	U		0.40	1.4	µg/L	1	12/8/2020 22:48
Chlorobenzene	U		0.40	1.3	µg/L	1	12/8/2020 22:48
Chloroethane	U		0.68	2.3	µg/L	1	12/8/2020 22:48
Chloroform	U		0.46	1.5	µg/L	1	12/8/2020 22:48
Chloromethane	U		0.83	2.8	µg/L	1	12/8/2020 22:48
cis-1,2-Dichloroethene	U		0.42	1.4	µg/L	1	12/8/2020 22:48
cis-1,3-Dichloropropene	U		0.57	1.9	µg/L	1	12/8/2020 22:48
Cyclohexane	U		0.63	2.1	µg/L	1	12/8/2020 22:48
Dibromochloromethane	U		0.40	1.3	µg/L	1	12/8/2020 22:48
Dichlorodifluoromethane	U		0.68	2.3	µg/L	1	12/8/2020 22:48
Ethylbenzene	U		0.34	1.1	µg/L	1	12/8/2020 22:48

Note: See Qualifiers page for a list of qualifiers and their definitions.

ALS Group, USA

Date: 10-Dec-20

Client: TRC Environmental Corporation
Project: Grafton Lime Kiln Landfill
Sample ID: Trip Blank
Collection Date: 12/1/2020

Work Order: 20120231
Lab ID: 20120231-09
Matrix: WATER

Analyses	Result	Qual	MDL	Report Limit	Units	Dilution Factor	Date Analyzed
Isopropylbenzene	U		0.35	1.2	µg/L	1	12/8/2020 22:48
m,p-Xylene	U		0.81	2.7	µg/L	1	12/8/2020 22:48
Methyl acetate	U		0.59	2.0	µg/L	1	12/8/2020 22:48
Methyl tert-butyl ether	U		0.45	1.5	µg/L	1	12/8/2020 22:48
Methylcyclohexane	U		0.35	1.2	µg/L	1	12/8/2020 22:48
Methylene chloride	U		0.86	2.9	µg/L	1	12/8/2020 22:48
Naphthalene	U		0.77	2.6	µg/L	1	12/8/2020 22:48
o-Xylene	U		0.31	1.0	µg/L	1	12/8/2020 22:48
Styrene	U		0.33	1.1	µg/L	1	12/8/2020 22:48
Tetrachloroethene	U		0.39	1.3	µg/L	1	12/8/2020 22:48
Tetrahydrofuran	U		0.73	2.4	µg/L	1	12/8/2020 22:48
Toluene	U		0.45	1.5	µg/L	1	12/8/2020 22:48
trans-1,2-Dichloroethene	U		0.48	1.6	µg/L	1	12/8/2020 22:48
trans-1,3-Dichloropropene	U		0.38	2.7	µg/L	1	12/8/2020 22:48
Trichloroethene	U		0.43	1.4	µg/L	1	12/8/2020 22:48
Trichlorofluoromethane	U		0.52	1.7	µg/L	1	12/8/2020 22:48
Vinyl chloride	U		0.53	1.8	µg/L	1	12/8/2020 22:48
Xylenes, Total	U		0.81	4.4	µg/L	1	12/8/2020 22:48
Surr: 1,2-Dichloroethane-d4	108			75-120	%REC	1	12/8/2020 22:48
Surr: 4-Bromofluorobenzene	102			80-110	%REC	1	12/8/2020 22:48
Surr: Dibromofluoromethane	107			85-115	%REC	1	12/8/2020 22:48
Surr: Toluene-d8	104			85-110	%REC	1	12/8/2020 22:48

Note: See Qualifiers page for a list of qualifiers and their definitions.

Client: TRC Environmental Corporation
Work Order: 20120231
Project: Grafton Lime Kiln Landfill

QC BATCH REPORT

Batch ID: **R305316** Instrument ID **VMS8** Method: **SW8260C**

MBLK		Sample ID: VBK2-201208-R305316			Units: µg/L		Analysis Date: 12/8/2020 10:15 PM			
Client ID:		Run ID: VMS8_201208B			SeqNo: 6971892		Prep Date:		DF: 1	
Analyte	Result	PQL	SPK Val	SPK Ref Value	%REC	Control Limit	RPD Ref Value	%RPD	RPD Limit	Qual
1,1,1-Trichloroethane	U	1.5								
1,1,2,2-Tetrachloroethane	U	1.3								
1,1,2-Trichloroethane	U	1.5								
1,1,2-Trichlorotrifluoroethane	U	1.7								
1,1-Dichloroethane	U	1.5								
1,1-Dichloroethene	U	1.4								
1,2,3-Trichlorobenzene	U	1.4								
1,2,4-Trichlorobenzene	U	1.5								
1,2,4-Trimethylbenzene	U	1.5								
1,2-Dibromo-3-chloropropane	U	1.4								
1,2-Dibromoethane	U	1.4								
1,2-Dichlorobenzene	U	1.1								
1,2-Dichloroethane	U	1.4								
1,2-Dichloropropane	U	1.6								
1,3,5-Trimethylbenzene	U	2.2								
1,3-Dichlorobenzene	U	1.1								
1,4-Dichlorobenzene	U	1.2								
2-Butanone	U	1.7								
2-Hexanone	U	2.0								
4-Methyl-2-pentanone	U	1.7								
Acetone	U	21								
Benzene	U	1.5								
Bromochloromethane	U	1.5								
Bromodichloromethane	U	1.6								
Bromoform	U	1.9								
Bromomethane	U	3.0								
Carbon disulfide	U	1.6								
Carbon tetrachloride	U	1.4								
Chlorobenzene	U	1.3								
Chloroethane	U	2.3								
Chloroform	U	1.5								
Chloromethane	U	2.8								
cis-1,2-Dichloroethene	U	1.4								
cis-1,3-Dichloropropene	U	1.9								
Cyclohexane	U	2.1								
Dibromochloromethane	U	1.3								
Dichlorodifluoromethane	U	2.3								
Ethylbenzene	U	1.1								
Isopropylbenzene	U	1.2								
m,p-Xylene	U	2.7								
Methyl acetate	U	2.0								

Note: See Qualifiers Page for a list of Qualifiers and their explanation.

Client: TRC Environmental Corporation

Work Order: 20120231

Project: Grafton Lime Kiln Landfill

QC BATCH REPORT

Batch ID: R305316	Instrument ID VMS8	Method: SW8260C						
Methyl tert-butyl ether	U	1.5						
Methylcyclohexane	U	1.2						
Methylene chloride	U	2.9						
Naphthalene	U	2.6						
o-Xylene	U	1.0						
Styrene	U	1.1						
Tetrachloroethene	U	1.3						
Tetrahydrofuran	U	2.4						
Toluene	U	1.5						
trans-1,2-Dichloroethene	U	1.6						
trans-1,3-Dichloropropene	U	2.7						
Trichloroethene	U	1.4						
Trichlorofluoromethane	U	1.7						
Vinyl chloride	U	1.8						
Xylenes, Total	U	4.4						
<i>Surr: 1,2-Dichloroethane-d4</i>	<i>21.79</i>	<i>0</i>	<i>20</i>	<i>0</i>	<i>109</i>	<i>75-120</i>	<i>0</i>	
<i>Surr: 4-Bromofluorobenzene</i>	<i>19.78</i>	<i>0</i>	<i>20</i>	<i>0</i>	<i>98.9</i>	<i>80-110</i>	<i>0</i>	
<i>Surr: Dibromofluoromethane</i>	<i>21.87</i>	<i>0</i>	<i>20</i>	<i>0</i>	<i>109</i>	<i>85-115</i>	<i>0</i>	
<i>Surr: Toluene-d8</i>	<i>20.53</i>	<i>0</i>	<i>20</i>	<i>0</i>	<i>103</i>	<i>85-110</i>	<i>0</i>	

Note: See Qualifiers Page for a list of Qualifiers and their explanation.

Client: TRC Environmental Corporation
 Work Order: 20120231
 Project: Grafton Lime Kiln Landfill

QC BATCH REPORT

Batch ID: **R305316** Instrument ID **VMS8** Method: **SW8260C**

LCS		Sample ID: VLCSW2-201208-R305316				Units: µg/L		Analysis Date: 12/8/2020 09:26 PM		
Client ID:		Run ID: VMS8_201208B			SeqNo: 6971890		Prep Date:		DF: 1	
Analyte	Result	PQL	SPK Val	SPK Ref Value	%REC	Control Limit	RPD Ref Value	%RPD	RPD Limit	Qual
1,1,1-Trichloroethane	22.4	1.5	20	0	112	75-130	0			
1,1,2,2-Tetrachloroethane	25.45	1.3	20	0	127	75-130	0			
1,1,2-Trichloroethane	22.36	1.5	20	0	112	75-125	0			
1,1-Dichloroethane	19.05	1.5	20	0	95.2	68-142	0			
1,1-Dichloroethene	20.53	1.4	20	0	103	70-145	0			
1,2,3-Trichlorobenzene	21.34	1.4	20	0	107	70-140	0			
1,2,4-Trichlorobenzene	22.39	1.5	20	0	112	70-135	0			
1,2,4-Trimethylbenzene	20.11	1.5	20	0	101	75-130	0			
1,2-Dibromo-3-chloropropane	23.09	1.4	20	0	115	60-130	0			
1,2-Dibromoethane	23.09	1.4	20	0	115	67-155	0			
1,2-Dichlorobenzene	23.6	1.1	20	0	118	70-130	0			
1,2-Dichloroethane	22.11	1.4	20	0	111	78-125	0			
1,2-Dichloropropane	19.88	1.6	20	0	99.4	75-125	0			
1,3,5-Trimethylbenzene	20.21	2.2	20	0	101	75-130	0			
1,3-Dichlorobenzene	23.54	1.1	20	0	118	75-130	0			
1,4-Dichlorobenzene	23.68	1.2	20	0	118	75-130	0			
2-Butanone	20.4	1.7	20	0	102	55-150	0			
2-Hexanone	22.8	2.0	20	0	114	60-135	0			
4-Methyl-2-pentanone	33.35	1.7	20	0	167	77-178	0			
Acetone	22.45	21	20	0	112	60-160	0			
Benzene	20.69	1.5	20	0	103	70-130	0			
Bromochloromethane	19.24	1.5	20	0	96.2	72-141	0			
Bromodichloromethane	21.33	1.6	20	0	107	75-125	0			
Bromoform	20.93	1.9	20	0	105	60-125	0			
Bromomethane	26.12	3.0	20	0	131	30-185	0			
Carbon disulfide	19.75	1.6	20	0	98.8	60-165	0			
Carbon tetrachloride	20.06	1.4	20	0	100	65-140	0			
Chlorobenzene	23.66	1.3	20	0	118	80-120	0			
Chloroethane	21	2.3	20	0	105	31-172	0			
Chloroform	19.6	1.5	20	0	98	66-135	0			
Chloromethane	13.16	2.8	20	0	65.8	46-148	0			
cis-1,2-Dichloroethene	20.07	1.4	20	0	100	75-134	0			
cis-1,3-Dichloropropene	20.37	1.9	20	0	102	70-130	0			
Dibromochloromethane	21.16	1.3	20	0	106	60-115	0			
Dichlorodifluoromethane	17.4	2.3	20	0	87	20-120	0			
Ethylbenzene	21.51	1.1	20	0	108	76-123	0			
Isopropylbenzene	21.87	1.2	20	0	109	80-127	0			
m,p-Xylene	42.18	2.7	40	0	105	75-130	0			
Methyl tert-butyl ether	21.22	1.5	20	0	106	68-129	0			
Methylene chloride	16.7	2.9	20	0	83.5	72-125	0			
Naphthalene	20.66	2.6	20	0	103	55-160	0			
o-Xylene	21.42	1.0	20	0	107	76-127	0			

Note: See Qualifiers Page for a list of Qualifiers and their explanation.

Client: TRC Environmental Corporation

Work Order: 20120231

Project: Grafton Lime Kiln Landfill

QC BATCH REPORT

Batch ID: R305316	Instrument ID VMS8	Method: SW8260C						
Styrene	21.8	1.1	20	0	109	79-117	0	
Tetrachloroethene	23.72	1.3	20	0	119	68-166	0	
Tetrahydrofuran	18.18	2.4	20	0	90.9	54-139	0	
Toluene	22.88	1.5	20	0	114	76-125	0	
trans-1,2-Dichloroethene	19.82	1.6	20	0	99.1	80-140	0	
trans-1,3-Dichloropropene	22.1	2.7	20	0	110	56-132	0	
Trichloroethene	21.77	1.4	20	0	109	77-125	0	
Trichlorofluoromethane	15.8	1.7	20	0	79	60-140	0	
Vinyl chloride	15.38	1.8	20	0	76.9	50-136	0	
Xylenes, Total	63.6	4.4	60	0	106	76-127	0	
<i>Surr: 1,2-Dichloroethane-d4</i>	<i>21.06</i>	<i>0</i>	<i>20</i>	<i>0</i>	<i>105</i>	<i>75-120</i>	<i>0</i>	
<i>Surr: 4-Bromofluorobenzene</i>	<i>20.71</i>	<i>0</i>	<i>20</i>	<i>0</i>	<i>104</i>	<i>80-110</i>	<i>0</i>	
<i>Surr: Dibromofluoromethane</i>	<i>20.3</i>	<i>0</i>	<i>20</i>	<i>0</i>	<i>102</i>	<i>85-115</i>	<i>0</i>	
<i>Surr: Toluene-d8</i>	<i>20.19</i>	<i>0</i>	<i>20</i>	<i>0</i>	<i>101</i>	<i>85-110</i>	<i>0</i>	

Note: See Qualifiers Page for a list of Qualifiers and their explanation.

Client: TRC Environmental Corporation
 Work Order: 20120231
 Project: Grafton Lime Kiln Landfill

QC BATCH REPORT

Batch ID: **R305316** Instrument ID **VMS8** Method: **SW8260C**

MS				Sample ID: 20120231-02A MS		Units: µg/L		Analysis Date: 12/9/2020 04:29 AM		
Client ID: MW8A		Run ID: VMS8_201208B		SeqNo: 6971915		Prep Date:		DF: 1		
Analyte	Result	PQL	SPK Val	SPK Ref Value	%REC	Control Limit	RPD Ref Value	%RPD	RPD Limit	Qual
1,1,1-Trichloroethane	23.13	1.5	20	0.68	112	75-130		0		
1,1,2,2-Tetrachloroethane	21.52	1.3	20	0	108	75-130		0		
1,1,2-Trichloroethane	20.32	1.5	20	0	102	75-125		0		
1,1-Dichloroethane	27.08	1.5	20	7.89	96	68-142		0		
1,1-Dichloroethene	23.02	1.4	20	0.56	112	70-145		0		
1,2,3-Trichlorobenzene	19.15	1.4	20	0	95.8	70-140		0		
1,2,4-Trichlorobenzene	18.86	1.5	20	0	94.3	70-135		0		
1,2,4-Trimethylbenzene	18.54	1.5	20	0	92.7	75-130		0		
1,2-Dibromo-3-chloropropane	20.23	1.4	20	0	101	60-130		0		
1,2-Dibromoethane	21.92	1.4	20	0	110	67-155		0		
1,2-Dichlorobenzene	21.78	1.1	20	0	109	70-130		0		
1,2-Dichloroethane	20.86	1.4	20	0	104	78-125		0		
1,2-Dichloropropane	19.26	1.6	20	0	96.3	75-125		0		
1,3,5-Trimethylbenzene	18.94	2.2	20	0	94.7	75-130		0		
1,3-Dichlorobenzene	21.74	1.1	20	0	109	75-130		0		
1,4-Dichlorobenzene	21.42	1.2	20	0	107	75-130		0		
2-Butanone	17.81	1.7	20	0	89	55-150		0		
2-Hexanone	19.37	2.0	20	0	96.8	60-135		0		
4-Methyl-2-pentanone	30.02	1.7	20	0	150	77-178		0		
Acetone	22.72	21	20	0.63	110	60-160		0		
Benzene	20.9	1.5	20	0	104	70-130		0		
Bromochloromethane	19.59	1.5	20	0	98	72-141		0		
Bromodichloromethane	20.54	1.6	20	0	103	75-125		0		
Bromoform	18.02	1.9	20	0	90.1	60-125		0		
Bromomethane	69.43	3.0	20	0	347	30-185		0		S
Carbon disulfide	20.65	1.6	20	0	103	60-165		0		
Carbon tetrachloride	19.96	1.4	20	0	99.8	65-140		0		
Chlorobenzene	22.4	1.3	20	0	112	80-120		0		
Chloroethane	25.03	2.3	20	0	125	31-172		0		
Chloroform	19.57	1.5	20	0	97.8	66-135		0		
Chloromethane	13.22	2.8	20	0	66.1	46-148		0		
cis-1,2-Dichloroethene	77.65	1.4	20	59.57	90.4	75-134		0		
cis-1,3-Dichloropropene	19.07	1.9	20	0	95.4	70-130		0		
Dibromochloromethane	19.54	1.3	20	0	97.7	60-115		0		
Dichlorodifluoromethane	22.04	2.3	20	0	110	20-120		0		
Ethylbenzene	20.16	1.1	20	0	101	76-123		0		
Isopropylbenzene	20.32	1.2	20	0	102	80-127		0		
m,p-Xylene	39.96	2.7	40	0	99.9	75-130		0		
Methyl tert-butyl ether	20.63	1.5	20	0	103	68-129		0		
Methylene chloride	16.78	2.9	20	0	83.9	72-125		0		
Naphthalene	18.61	2.6	20	0	93	55-160		0		
o-Xylene	20.15	1.0	20	0	101	76-127		0		

Note: See Qualifiers Page for a list of Qualifiers and their explanation.

Client: TRC Environmental Corporation

Work Order: 20120231

Project: Grafton Lime Kiln Landfill

QC BATCH REPORT

Batch ID: R305316	Instrument ID VMS8	Method: SW8260C						
Styrene	20.17	1.1	20	0	101	79-117	0	
Tetrachloroethene	23.18	1.3	20	0	116	68-166	0	
Tetrahydrofuran	18.04	2.4	20	0	90.2	54-139	0	
Toluene	21.92	1.5	20	0	110	76-125	0	
trans-1,2-Dichloroethene	21.99	1.6	20	0.81	106	80-140	0	
trans-1,3-Dichloropropene	19.66	2.7	20	0	98.3	56-132	0	
Trichloroethene	32.43	1.4	20	11.58	104	77-125	0	
Trichlorofluoromethane	17.26	1.7	20	0	86.3	60-140	0	
Vinyl chloride	24.48	1.8	20	6.26	91.1	50-136	0	
Xylenes, Total	60.11	4.4	60	0	100	76-127	0	
<i>Surr: 1,2-Dichloroethane-d4</i>	20.7	0	20	0	104	75-120	0	
<i>Surr: 4-Bromofluorobenzene</i>	20.19	0	20	0	101	80-110	0	
<i>Surr: Dibromofluoromethane</i>	20.25	0	20	0	101	85-115	0	
<i>Surr: Toluene-d8</i>	20.2	0	20	0	101	85-110	0	

Note: See Qualifiers Page for a list of Qualifiers and their explanation.

Client: TRC Environmental Corporation
 Work Order: 20120231
 Project: Grafton Lime Kiln Landfill

QC BATCH REPORT

Batch ID: **R305316** Instrument ID **VMS8** Method: **SW8260C**

DUP		Sample ID: 20120231-01A DUP				Units: µg/L		Analysis Date: 12/9/2020 04:13 AM		
Client ID: P8B		Run ID: VMS8_201208B				SeqNo: 6971914		Prep Date:		DF: 1
Analyte	Result	PQL	SPK Val	SPK Ref Value	%REC	Control Limit	RPD Ref Value	%RPD	RPD Limit	Qual
1,1,1-Trichloroethane	0.87	1.5	0	0	0		0.92	0	30	J
1,1,2,2-Tetrachloroethane	U	1.3	0	0	0		0	0	30	
1,1,2-Trichloroethane	U	1.5	0	0	0		0	0	30	
1,1,2-Trichlorotrifluoroethane	U	1.7	0	0	0		0	0	30	
1,1-Dichloroethane	5.38	1.5	0	0	0		5.11	5.15	30	
1,1-Dichloroethene	1.16	1.4	0	0	0		1.02	0	30	J
1,2,3-Trichlorobenzene	U	1.4	0	0	0		0	0	30	
1,2,4-Trichlorobenzene	U	1.5	0	0	0		0	0	30	
1,2,4-Trimethylbenzene	1.41	1.5	0	0	0		0	0	30	J
1,2-Dibromo-3-chloropropane	U	1.4	0	0	0		0	0	30	
1,2-Dibromoethane	U	1.4	0	0	0		0	0	30	
1,2-Dichlorobenzene	U	1.1	0	0	0		0	0	30	
1,2-Dichloroethane	U	1.4	0	0	0		0	0	30	
1,2-Dichloropropane	U	1.6	0	0	0		0	0	30	
1,3,5-Trimethylbenzene	U	2.2	0	0	0		0	0	30	
1,3-Dichlorobenzene	U	1.1	0	0	0		0	0	30	
1,4-Dichlorobenzene	U	1.2	0	0	0		0	0	30	
2-Butanone	U	1.7	0	0	0		0	0	30	
2-Hexanone	U	2.0	0	0	0		0	0	30	
4-Methyl-2-pentanone	U	1.7	0	0	0		0	0	30	
Acetone	U	21	0	0	0		1.34	0	30	
Benzene	U	1.5	0	0	0		0	0	30	
Bromochloromethane	U	1.5	0	0	0		0	0	30	
Bromodichloromethane	U	1.6	0	0	0		0	0	30	
Bromoform	U	1.9	0	0	0		0	0	30	
Bromomethane	U	3.0	0	0	0		0	0	30	
Carbon disulfide	U	1.6	0	0	0		0	0	30	
Carbon tetrachloride	U	1.4	0	0	0		0	0	30	
Chlorobenzene	U	1.3	0	0	0		0	0	30	
Chloroethane	U	2.3	0	0	0		0	0	30	
Chloroform	U	1.5	0	0	0		0	0	30	
Chloromethane	U	2.8	0	0	0		0.27	0	30	
cis-1,2-Dichloroethene	40.36	1.4	0	0	0		39.18	2.97	30	
cis-1,3-Dichloropropene	U	1.9	0	0	0		0	0	30	
Cyclohexane	U	2.1	0	0	0		0	0	30	
Dibromochloromethane	U	1.3	0	0	0		0	0	30	
Dichlorodifluoromethane	U	2.3	0	0	0		0	0	30	
Ethylbenzene	U	1.1	0	0	0		0	0	30	
Isopropylbenzene	U	1.2	0	0	0		0	0	30	
m,p-Xylene	U	2.7	0	0	0		0	0	30	
Methyl acetate	U	2.0	0	0	0		0	0	30	
Methyl tert-butyl ether	U	1.5	0	0	0		0	0	30	

Note: See Qualifiers Page for a list of Qualifiers and their explanation.

Client: TRC Environmental Corporation

Work Order: 20120231

Project: Grafton Lime Kiln Landfill

QC BATCH REPORT

Batch ID: R305316	Instrument ID VMS8	Method: SW8260C							
Methylcyclohexane	U	1.2	0	0	0	0	0	0	30
Methylene chloride	U	2.9	0	0	0	0	0	0	30
Naphthalene	U	2.6	0	0	0	0	0	0	30
o-Xylene	U	1.0	0	0	0	0	0	0	30
Styrene	U	1.1	0	0	0	0	0	0	30
Tetrachloroethene	U	1.3	0	0	0	0	0	0	30
Tetrahydrofuran	U	2.4	0	0	0	0	0	0	30
Toluene	U	1.5	0	0	0	0	0	0	30
trans-1,2-Dichloroethene	U	1.6	0	0	0	0.44	0	0	30
trans-1,3-Dichloropropene	U	2.7	0	0	0	0	0	0	30
Trichloroethene	96.77	1.4	0	0	0	97.52	0.772	0	30
Trichlorofluoromethane	U	1.7	0	0	0	0	0	0	30
Vinyl chloride	3.48	1.8	0	0	0	3.38	2.92	0	30
Xylenes, Total	U	4.4	0	0	0	0	0	0	30
<i>Surr: 1,2-Dichloroethane-d4</i>	21.28	0	20	0	106	75-120	21.43	0.702	30
<i>Surr: 4-Bromofluorobenzene</i>	20.7	0	20	0	104	80-110	20.94	1.15	30
<i>Surr: Dibromofluoromethane</i>	21.44	0	20	0	107	85-115	21.01	2.03	30
<i>Surr: Toluene-d8</i>	20.89	0	20	0	104	85-110	20.71	0.865	30

The following samples were analyzed in this batch:

20120231-01A	20120231-02A	20120231-03A
20120231-04A	20120231-05A	20120231-06A
20120231-07A	20120231-08A	20120231-09A

Note: See Qualifiers Page for a list of Qualifiers and their explanation.

Client: TRC Environmental Corporation

QC BATCH REPORT

Work Order: 20120231

Project: Grafton Lime Kiln Landfill

Batch ID: R305378w

Instrument ID VMS8

Method: SW8260C

MBLK		Sample ID: VBLKW1-201209-R305378w				Units: µg/L		Analysis Date: 12/9/2020 03:15 PM		
Client ID:		Run ID: VMS8_201209A				SeqNo: 6974986		Prep Date:		DF: 1
Analyte	Result	PQL	SPK Val	SPK Ref Value	%REC	Control Limit	RPD Ref Value	%RPD	RPD Limit	Qual
cis-1,2-Dichloroethene	U	1.4								
Trichloroethene	U	1.4								
Vinyl chloride	U	1.8								
Surr: 1,2-Dichloroethane-d4	21.35	0	20	0	107	75-120	0			
Surr: 4-Bromofluorobenzene	20.19	0	20	0	101	80-110	0			
Surr: Dibromofluoromethane	21.12	0	20	0	106	85-115	0			
Surr: Toluene-d8	20.95	0	20	0	105	85-110	0			

LCS		Sample ID: VLCSW1-201209-R305378w				Units: µg/L		Analysis Date: 12/9/2020 02:26 PM		
Client ID:		Run ID: VMS8_201209A				SeqNo: 6974984		Prep Date:		DF: 1
Analyte	Result	PQL	SPK Val	SPK Ref Value	%REC	Control Limit	RPD Ref Value	%RPD	RPD Limit	Qual
cis-1,2-Dichloroethene	19.08	1.4	20	0	95.4	75-134	0			
Trichloroethene	20.61	1.4	20	0	103	77-125	0			
Vinyl chloride	17.07	1.8	20	0	85.4	50-136	0			
Surr: 1,2-Dichloroethane-d4	20.07	0	20	0	100	75-120	0			
Surr: 4-Bromofluorobenzene	19.96	0	20	0	99.8	80-110	0			
Surr: Dibromofluoromethane	20.53	0	20	0	103	85-115	0			
Surr: Toluene-d8	19.93	0	20	0	99.6	85-110	0			

MS		Sample ID: 20120464-08A MS				Units: µg/L		Analysis Date: 12/9/2020 09:12 PM		
Client ID:		Run ID: VMS8_201209A				SeqNo: 6975008		Prep Date:		DF: 1
Analyte	Result	PQL	SPK Val	SPK Ref Value	%REC	Control Limit	RPD Ref Value	%RPD	RPD Limit	Qual
cis-1,2-Dichloroethene	20.42	1.4	20	0	102	75-134	0			
Trichloroethene	22.7	1.4	20	0	114	77-125	0			
Vinyl chloride	17.01	1.8	20	0	85	50-136	0			
Surr: 1,2-Dichloroethane-d4	20.68	0	20	0	103	75-120	0			
Surr: 4-Bromofluorobenzene	20.39	0	20	0	102	80-110	0			
Surr: Dibromofluoromethane	20.59	0	20	0	103	85-115	0			
Surr: Toluene-d8	20.6	0	20	0	103	85-110	0			

Note: See Qualifiers Page for a list of Qualifiers and their explanation.

Client: TRC Environmental Corporation
Work Order: 20120231
Project: Grafton Lime Kiln Landfill

QC BATCH REPORT

Batch ID: **R305378w** Instrument ID **VMS8** Method: **SW8260C**

MSD		Sample ID: 20120464-08A MSD				Units: µg/L		Analysis Date: 12/9/2020 09:28 PM		
Client ID:		Run ID: VMS8_201209A		SeqNo: 6975009		Prep Date:		DF: 1		
Analyte	Result	PQL	SPK Val	SPK Ref Value	%REC	Control Limit	RPD Ref Value	%RPD	RPD Limit	Qual
cis-1,2-Dichloroethene	20.42	1.4	20	0	102	75-134	20.42	0	30	
Trichloroethene	22.95	1.4	20	0	115	77-125	22.7	1.1	30	
Vinyl chloride	17.23	1.8	20	0	86.2	50-136	17.01	1.29	30	
<i>Surr: 1,2-Dichloroethane-d4</i>	<i>20.89</i>	<i>0</i>	<i>20</i>	<i>0</i>	<i>104</i>	<i>75-120</i>	<i>20.68</i>	<i>1.01</i>	<i>30</i>	
<i>Surr: 4-Bromofluorobenzene</i>	<i>20.48</i>	<i>0</i>	<i>20</i>	<i>0</i>	<i>102</i>	<i>80-110</i>	<i>20.39</i>	<i>0.44</i>	<i>30</i>	
<i>Surr: Dibromofluoromethane</i>	<i>20.97</i>	<i>0</i>	<i>20</i>	<i>0</i>	<i>105</i>	<i>85-115</i>	<i>20.59</i>	<i>1.83</i>	<i>30</i>	
<i>Surr: Toluene-d8</i>	<i>20.63</i>	<i>0</i>	<i>20</i>	<i>0</i>	<i>103</i>	<i>85-110</i>	<i>20.6</i>	<i>0.146</i>	<i>30</i>	

The following samples were analyzed in this batch: | 20120231-05A 20120231-06A

Note: See Qualifiers Page for a list of Qualifiers and their explanation.



Cincinnati, OH
+1 513 733 5336

Fort Collins, CO
+1 970 490 1511

Everett, WA
+1 425 356 2600

Holland, MI
+1 616 399 6070

Chain of Custody Form

Page 1 of 1

COC ID: 223321

Houston, TX
+1 281 530 5656

Middletown, PA
+1 717 944 5541

Spring City, PA
+1 610 948 4903

Salt Lake City, UT
+1 801 266 7700

South Charleston, WV
+1 304 356 3168

York, PA
+1 717 505 5280

ALS Project Manager:

ALS Work Order #: **20120731**

Customer Information		Project Information		Parameter/Method Request for Analysis																		
Purchase Order		Project Name	Grafton Lime Kiln Landfill	A	Vocs	82608																
Work Order		Project Number	383236	B																		
Company Name	TRC Environmental Corporation	Bill To Company	TRC Companies Inc	C																		
Send Report To	Marita Stollenwerk	Invoice Attn	Accounts Payable	D																		
Address	150 N Patrick Boulevard	Address	21 Griffin Road North	E																		
	Suite 180				F																	
City/State/Zip	Brookfield, WI 53045	City/State/Zip	Windsor, CT 06095	G																		
Phone	(262) 879-1212	Phone	(860) 298-9692	H																		
Fax		Fax	(860) 298-6399	I																		
e-Mail Address	MStollenwerk@trccompanies.com	e-Mail Address	MStollenwerk@trccompanies.com	J																		

No.	Sample Description	Date	Time	Matrix	Pres.	# Bottles	A	B	C	D	E	F	G	H	I	J	Hold
1	P8B	12-1-2020	7:00 1:30	GW	HCL	3	X										
2	MW8A		1:55														
3	PW1716LR		10:45														
4	P7B		10:00														
5	P2B		8:40														
6	MWZA		12-2-2020														
7	P10B	12-2-2020	8:40														
8	Dup-1	12-1-2020	-														
9	Trip Blank	-	-														
10																	

AS 12-2-2020

Sampler(s) Please Print & Sign <i>Aaron Sobbe</i>		Shipment Method FedEx		Required Turnaround Time: (Check Box) <input checked="" type="checkbox"/> Std 10 WK Days <input type="checkbox"/> 5 WK Days <input type="checkbox"/> Other <input type="checkbox"/> 2 WK Days <input type="checkbox"/> 24 Hour				Results Due Date:	
Relinquished by: <i>Aaron Sobbe</i>	Date: 12-2-2020	Time: 1600	Received by: <i>FedEx</i>	Notes:					
Relinquished by: <i>FedEx</i>	Date: 12/3/20	Time: 7:00	Received by (Laboratory): <i>[Signature]</i>	Cooler ID 123	Cooler Temp. 2.8°C	QC Package: (Check One Box Below)			
Logged by (Laboratory): <i>K</i>	Date: 12/3/20	Time: 12:45	Checked by (Laboratory): <i>[Signature]</i>	<input type="checkbox"/> Level II Std QC	<input type="checkbox"/> TRRP CheckList	<input type="checkbox"/> Level III Std QC/Raw Data	<input type="checkbox"/> TRRP Level IV	<input type="checkbox"/> Level IV SW846/CLP	<input type="checkbox"/> Other
Preservative Key: 1-HCl 2-HNO ₃ 3-H ₂ SO ₄ 4-NaOH 5-Na ₂ S ₂ O ₃ 6-NaHSO ₄ 7-Other 8-4°C 9-5035									

Sample Receipt Checklist

Client Name: TRC - BROOKFIELD

Date/Time Received: 03-Dec-20 10:00

Work Order: 20120231

Received by: KRW

Checklist completed by Keith Wierenga 03-Dec-20
eSignature Date

Reviewed by: Chad Whelton 04-Dec-20
eSignature Date

Matrices: Water

Carrier name: FedEx

Shipping container/cooler in good condition? Yes No Not Present

Custody seals intact on shipping container/cooler? Yes No Not Present

Custody seals intact on sample bottles? Yes No Not Present

Chain of custody present? Yes No

Chain of custody signed when relinquished and received? Yes No

Chain of custody agrees with sample labels? Yes No

Samples in proper container/bottle? Yes No

Sample containers intact? Yes No

Sufficient sample volume for indicated test? Yes No

All samples received within holding time? Yes No

Container/Temp Blank temperature in compliance? Yes No

Sample(s) received on ice? Yes No

Temperature(s)/Thermometer(s): 2.8/3.8 C IR3

Cooler(s)/Kit(s):

Date/Time sample(s) sent to storage: 12/3/2020 12:44:11 PM

Water - VOA vials have zero headspace? Yes No No VOA vials submitted

Water - pH acceptable upon receipt? Yes No N/A

pH adjusted? Yes No N/A

pH adjusted by:

Login Notes:

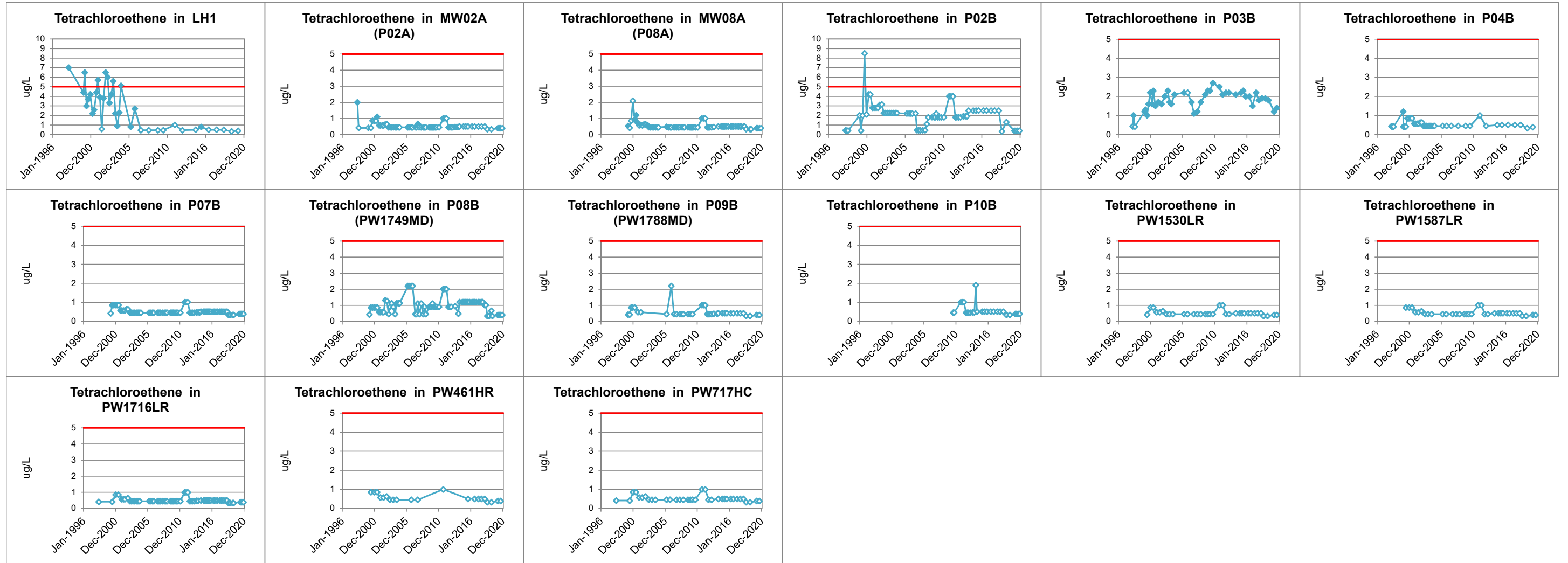
Client Contacted: Date Contacted: Person Contacted:

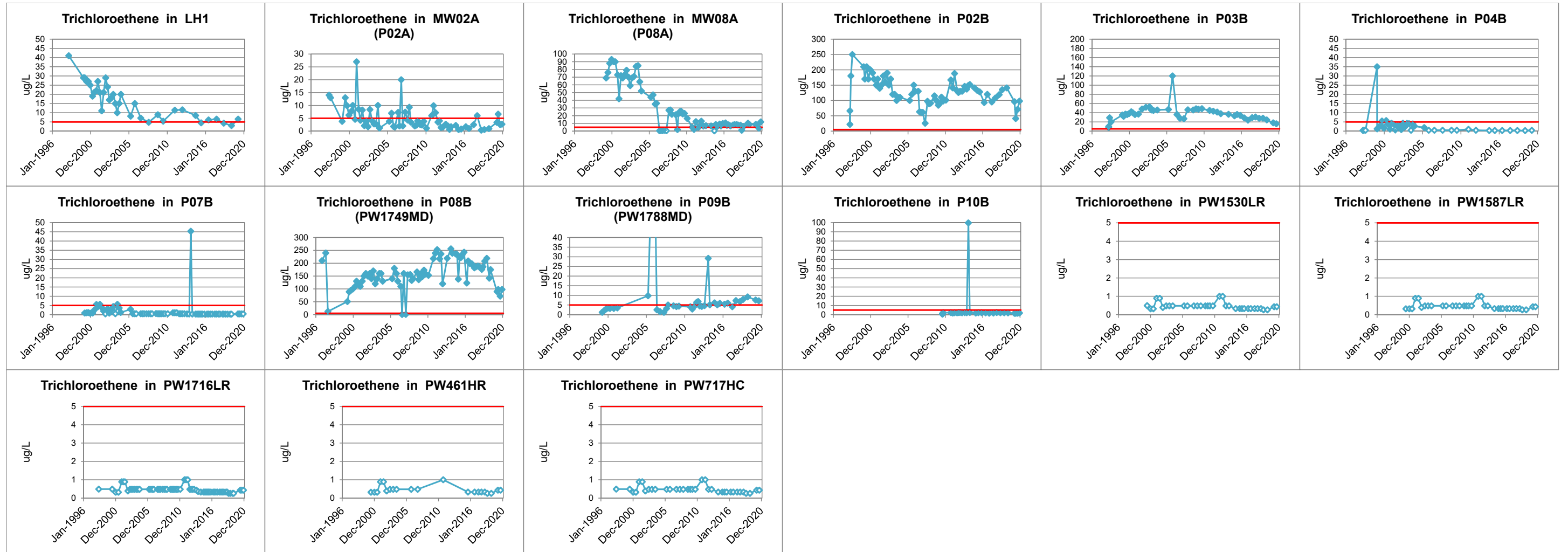
Contacted By: Regarding:

Comments:

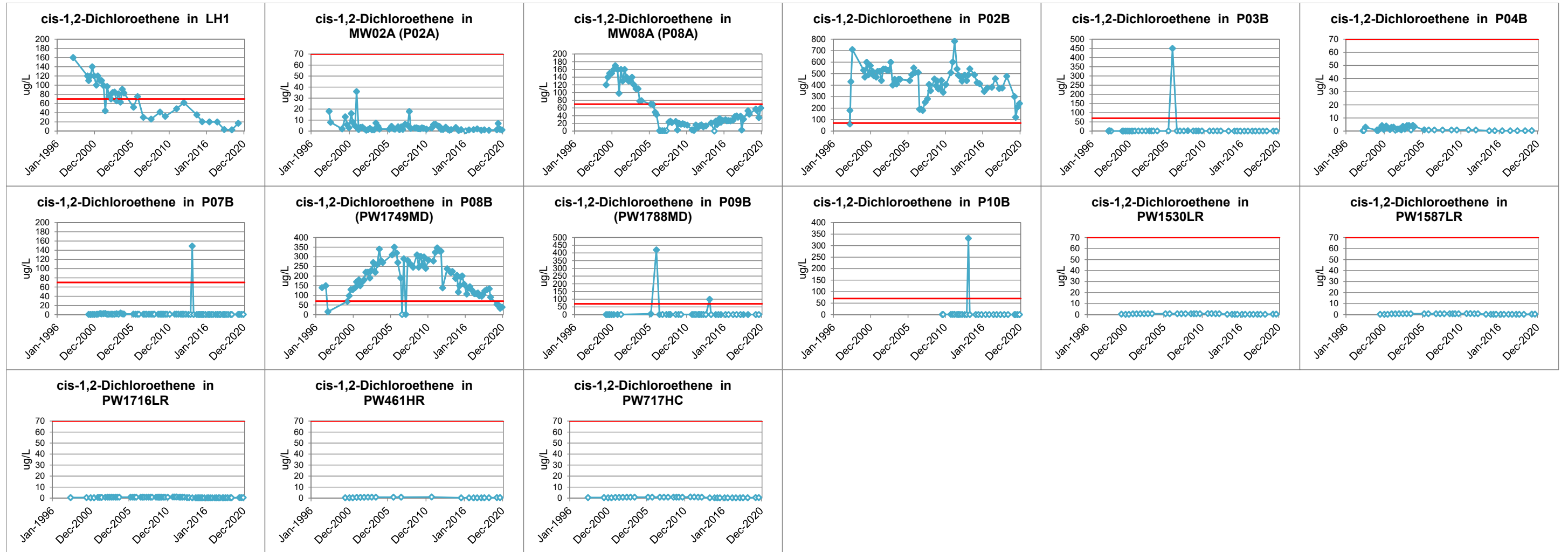
CorrectiveAction:

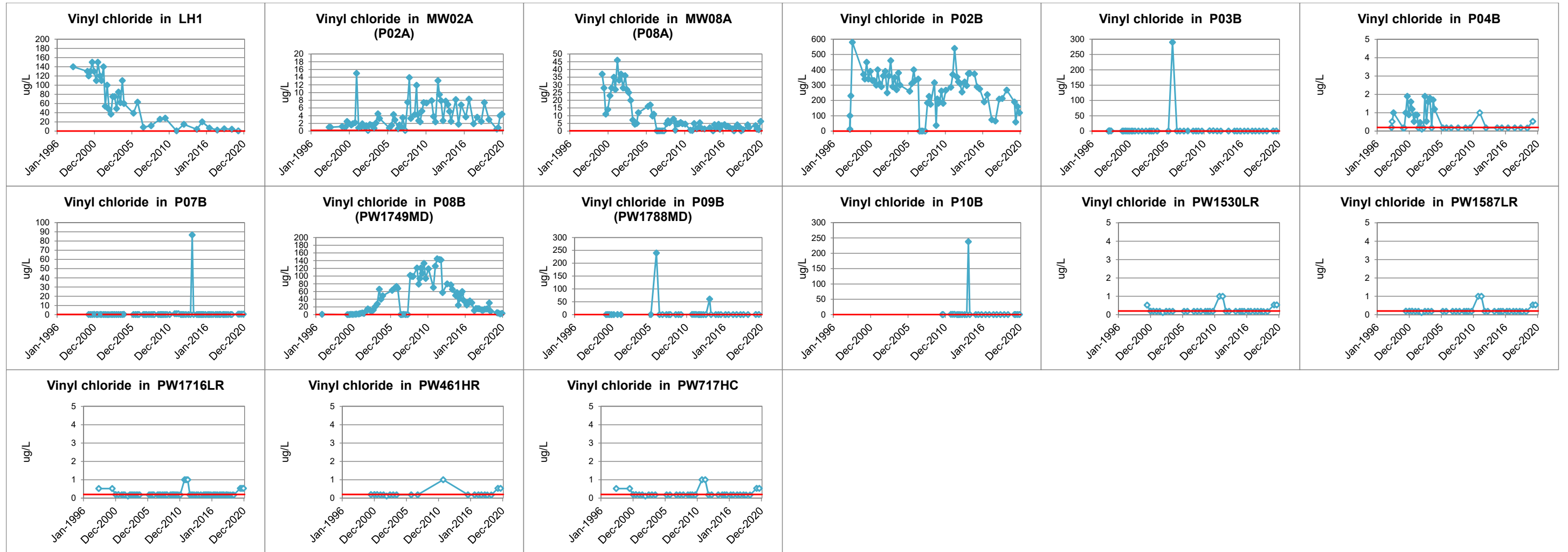
Appendix B: Concentration Trend Graphs





Note: Vertical scale for P09B graph is constrained to show recent concentration trends. P09B concentration of 110 ug/L on 12/14/2006 is not shown at current scale.

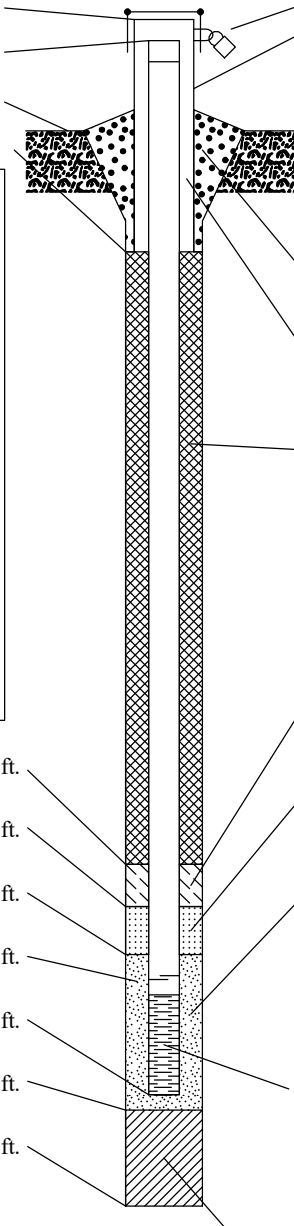




Appendix C: Shallow Groundwater Sampling Field Documentation

Route To: Watershed/Wastewater Waste Management
Remediation/Redevelopment Other

Facility/Project Name Village of Grafton Lime Kiln Landfill		Local Grid Location of Well _____ ft. <input type="checkbox"/> N. _____ ft. <input type="checkbox"/> E. <input type="checkbox"/> S. _____ ft. <input type="checkbox"/> W.		Well Name SP-01a	
Facility License, Permit or Monitoring No.		Local Grid Origin <input type="checkbox"/> (estimated: <input type="checkbox"/>) or Well Location <input checked="" type="checkbox"/> Lat. <u>43° 18' 9.5"</u> Long. <u>87° 57' 40.0"</u> or		Wis. Unique Well No. _____ DNR Well Number _____	
Facility ID 246036780		St. Plane <u>2,511,177</u> ft. N, <u>481,403</u> ft. E. <input checked="" type="checkbox"/> C/N		Date Well Installed 09/29/2020	
Type of Well Well Code 11/mw		Section Location of Waste/Source <u>SW</u> 1/4 of <u>NW</u> 1/4 of Sec. <u>25</u> , T. <u>10</u> N, R. <u>21</u> <input checked="" type="checkbox"/> E <input type="checkbox"/> W		Well Installed By: (Person's Name and Firm) Probe Technologies, Inc.	
Distance from Waste/Source _____ ft.		Location of Well Relative to Waste/Source u <input type="checkbox"/> Upgradient s <input type="checkbox"/> Sidegradient d <input type="checkbox"/> Downgradient n <input type="checkbox"/> Not Known		Gov. Lot Number _____	

<p>A. Protective pipe, top elevation _____ ft. MSL</p> <p>B. Well casing, top elevation _____ ft. MSL</p> <p>C. Land surface elevation _____ ft. MSL</p> <p>D. Surface seal, bottom _____ ft. MSL or _____ ft.</p> <div style="border: 1px solid black; padding: 5px;"> <p>12. USCS classification of soil near screen: GP <input type="checkbox"/> GM <input type="checkbox"/> GC <input type="checkbox"/> GW <input type="checkbox"/> SW <input type="checkbox"/> SP <input type="checkbox"/> SM <input type="checkbox"/> SC <input type="checkbox"/> ML <input type="checkbox"/> MH <input type="checkbox"/> CL <input type="checkbox"/> CH <input type="checkbox"/> Bedrock <input type="checkbox"/></p> <p>13. Sieve analysis attached? <input type="checkbox"/> Yes <input checked="" type="checkbox"/> No</p> <p>14. Drilling method used: Rotary <input type="checkbox"/> 50 Hollow Stem Auger <input type="checkbox"/> 41 Screen Point-16 Other <input checked="" type="checkbox"/></p> <p>15. Drilling fluid used: Water <input type="checkbox"/> 02 Air <input type="checkbox"/> 01 Drilling Mud <input type="checkbox"/> 03 None <input checked="" type="checkbox"/> 99</p> <p>16. Drilling additives used? <input type="checkbox"/> Yes <input checked="" type="checkbox"/> No</p> <p>Describe _____</p> <p>17. Source of water (attach analysis, if required): _____</p> </div> <p>E. Bentonite seal, top _____ ft. MSL or _____ ft.</p> <p>F. Fine sand, top _____ ft. MSL or _____ ft.</p> <p>G. Filter pack, top _____ ft. MSL or _____ ft.</p> <p>H. Screen joint, top _____ ft. MSL or <u>11.5</u> ft.</p> <p>I. Well bottom _____ ft. MSL or <u>14.5</u> ft.</p> <p>J. Filter pack, bottom _____ ft. MSL or _____ ft.</p> <p>K. Borehole, bottom _____ ft. MSL or <u>14.5</u> ft.</p> <p>L. Borehole, diameter <u>2.0</u> in.</p> <p>M. O.D. well casing <u>1.60</u> in.</p> <p>N. I.D. well casing <u>1.60</u> in.</p>	 <p>1. Cap and lock? <input type="checkbox"/> Yes <input checked="" type="checkbox"/> No</p> <p>2. Protective cover pipe: a. Inside diameter: _____ in. b. Length: _____ ft. c. Material: Steel <input type="checkbox"/> 04 Other <input checked="" type="checkbox"/></p> <p>d. Additional protection? <input type="checkbox"/> Yes <input checked="" type="checkbox"/> No If yes, describe: _____</p> <p>3. Surface seal: Bentonite <input type="checkbox"/> 30 Concrete <input type="checkbox"/> 01 Other <input checked="" type="checkbox"/></p> <p>4. Material between well casing and protective pipe: Bentonite <input type="checkbox"/> 30 Other <input checked="" type="checkbox"/></p> <p>5. Annular space seal: a. Granular/Chipped Bentonite <input type="checkbox"/> 33 b. _____ Lbs/gal mud weight . . . Bentonite-sand slurry <input type="checkbox"/> 35 c. _____ Lbs/gal mud weight . . . Bentonite slurry <input type="checkbox"/> 31 d. _____ % Bentonite . . . Bentonite-cement grout <input type="checkbox"/> 50 e. _____ Ft³ volume added for any of the above f. How installed: Tremie <input type="checkbox"/> 01 Tremie pumped <input type="checkbox"/> 02 Gravity <input type="checkbox"/> 08</p> <p>6. Bentonite seal: a. Bentonite granules <input type="checkbox"/> 33 b. <input type="checkbox"/> 1/4 in. <input type="checkbox"/> 3/8 in. <input type="checkbox"/> 1/2 in. Bentonite chips <input type="checkbox"/> 32 c. _____ Other <input type="checkbox"/></p> <p>7. Fine sand material: Manufacturer, product name & mesh size a. _____ b. Volume added _____ ft³</p> <p>8. Filter pack material: Manufacturer, product name & mesh size a. _____ b. Volume added _____ ft³</p> <p>9. Well casing: Flush threaded PVC schedule 40 <input type="checkbox"/> 23 Flush threaded PVC schedule 80 <input type="checkbox"/> 24 Steel Other <input checked="" type="checkbox"/></p> <p>10. Screen material: Steel a. Screen Type: Factory cut <input type="checkbox"/> 11 Continuous slot <input type="checkbox"/> 01 Other <input type="checkbox"/></p> <p>b. Manufacturer _____ c. Slot size: <u>0.010</u> in. d. Slotted length: <u>10.0</u> ft.</p> <p>11. Backfill material (below filter pack): None <input type="checkbox"/> 14 Other <input checked="" type="checkbox"/></p>
--	---

I hereby certify that the information on this form is true and correct to the best of my knowledge.

Signature Ann Silke Firm TRC Tel: _____ Fax: _____

Please complete both Forms 4400-113A and 4400-113B and return them to the appropriate DNR office and bureau. Completion of these reports is required by chs. 160, 281, 283, 289, 291, 292, 293, 295, and 299, Wis. Stats., and ch. NR 141, Wis. Adm. Code. In accordance with chs. 281, 289, 291, 292, 293, 295, and 299, Wis. Stats., failure to file these forms may result in a forfeiture of between \$10 and \$25,000, or imprisonment for up to one year, depending on the program and conduct involved. Personally identifiable information on these forms is not intended to be used for any other purpose. NOTE: See the instructions for more information, including where the completed forms should be sent.

Facility/Project Name Village of Grafton Lime Kiln Landfill		Local Grid Location of Well _____ ft. <input type="checkbox"/> N. _____ ft. <input type="checkbox"/> E. <input type="checkbox"/> S. _____ ft. <input type="checkbox"/> W.		Well Name SP-01b	
Facility License, Permit or Monitoring No.		Local Grid Origin <input type="checkbox"/> (estimated: <input type="checkbox"/>) or Well Location <input checked="" type="checkbox"/> Lat. <u>43° 18' 9.6"</u> Long. <u>87° 57' 40.4"</u> or		Wis. Unique Well No. _____ DNR Well Number _____	
Facility ID 246036780		St. Plane <u>2,511,147</u> ft. N, <u>481,413</u> ft. E. <input checked="" type="checkbox"/> C/N		Date Well Installed 09/30/2020	
Type of Well Well Code 11/mw		Section Location of Waste/Source <u>SW</u> 1/4 of <u>NW</u> 1/4 of Sec. <u>25</u> , T. <u>10</u> N, R. <u>21</u> <input checked="" type="checkbox"/> E <input type="checkbox"/> W		Well Installed By: (Person's Name and Firm) Probe Technologies, Inc.	
Distance from Waste/Source _____ ft.		Location of Well Relative to Waste/Source u <input type="checkbox"/> Upgradient s <input type="checkbox"/> Sidegradient d <input type="checkbox"/> Downgradient n <input type="checkbox"/> Not Known		Gov. Lot Number _____	

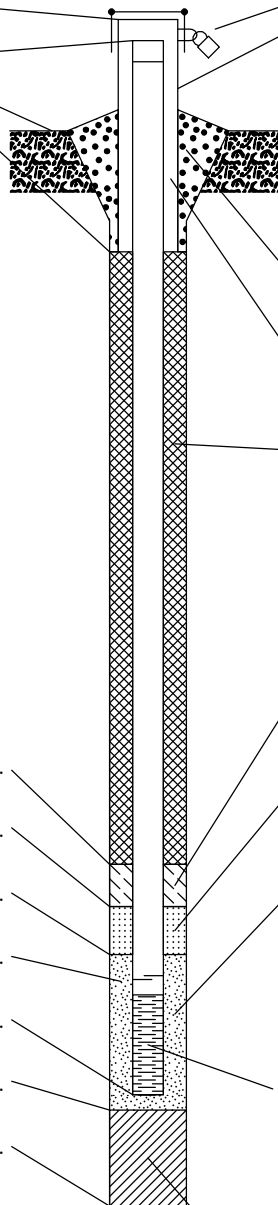
<p>A. Protective pipe, top elevation _____ ft. MSL</p> <p>B. Well casing, top elevation _____ ft. MSL</p> <p>C. Land surface elevation _____ ft. MSL</p> <p>D. Surface seal, bottom _____ ft. MSL or _____ ft.</p> <div style="border: 1px solid black; padding: 5px;"> <p>12. USCS classification of soil near screen: GP <input type="checkbox"/> GM <input type="checkbox"/> GC <input type="checkbox"/> GW <input type="checkbox"/> SW <input type="checkbox"/> SP <input type="checkbox"/> SM <input type="checkbox"/> SC <input type="checkbox"/> ML <input type="checkbox"/> MH <input type="checkbox"/> CL <input type="checkbox"/> CH <input type="checkbox"/> Bedrock <input type="checkbox"/></p> <p>13. Sieve analysis attached? <input type="checkbox"/> Yes <input checked="" type="checkbox"/> No</p> <p>14. Drilling method used: Rotary <input type="checkbox"/> 50 Hollow Stem Auger <input type="checkbox"/> 41 Screen Point-16 Other <input checked="" type="checkbox"/></p> <p>15. Drilling fluid used: Water <input type="checkbox"/> 02 Air <input type="checkbox"/> 01 Drilling Mud <input type="checkbox"/> 03 None <input checked="" type="checkbox"/> 99</p> <p>16. Drilling additives used? <input type="checkbox"/> Yes <input checked="" type="checkbox"/> No</p> <p>Describe _____</p> <p>17. Source of water (attach analysis, if required): _____</p> </div> <p>E. Bentonite seal, top _____ ft. MSL or _____ ft.</p> <p>F. Fine sand, top _____ ft. MSL or _____ ft.</p> <p>G. Filter pack, top _____ ft. MSL or _____ ft.</p> <p>H. Screen joint, top _____ ft. MSL or <u>11.2</u> ft.</p> <p>I. Well bottom _____ ft. MSL or <u>14.2</u> ft.</p> <p>J. Filter pack, bottom _____ ft. MSL or _____ ft.</p> <p>K. Borehole, bottom _____ ft. MSL or <u>14.2</u> ft.</p> <p>L. Borehole, diameter <u>2.0</u> in.</p> <p>M. O.D. well casing <u>1.60</u> in.</p> <p>N. I.D. well casing <u>1.60</u> in.</p>		<p>1. Cap and lock? <input type="checkbox"/> Yes <input checked="" type="checkbox"/> No</p> <p>2. Protective cover pipe: a. Inside diameter: _____ in. b. Length: _____ ft. c. Material: Steel <input type="checkbox"/> 04 Other <input checked="" type="checkbox"/> d. Additional protection? <input type="checkbox"/> Yes <input checked="" type="checkbox"/> No If yes, describe: _____</p> <p>3. Surface seal: Bentonite <input type="checkbox"/> 30 Concrete <input type="checkbox"/> 01 Other <input type="checkbox"/></p> <p>4. Material between well casing and protective pipe: Bentonite <input type="checkbox"/> 30 Other <input checked="" type="checkbox"/></p> <p>5. Annular space seal: a. Granular/Chipped Bentonite <input type="checkbox"/> 33 b. _____ Lbs/gal mud weight . . . Bentonite-sand slurry <input type="checkbox"/> 35 c. _____ Lbs/gal mud weight . . . Bentonite slurry <input type="checkbox"/> 31 d. _____ % Bentonite . . . Bentonite-cement grout <input type="checkbox"/> 50 e. _____ Ft³ volume added for any of the above f. How installed: Tremie <input type="checkbox"/> 01 Tremie pumped <input type="checkbox"/> 02 Gravity <input type="checkbox"/> 08</p> <p>6. Bentonite seal: a. Bentonite granules <input type="checkbox"/> 33 b. <input type="checkbox"/> 1/4 in. <input type="checkbox"/> 3/8 in. <input type="checkbox"/> 1/2 in. Bentonite chips <input type="checkbox"/> 32 c. _____ Other <input type="checkbox"/></p> <p>7. Fine sand material: Manufacturer, product name & mesh size a. _____ b. Volume added _____ ft³</p> <p>8. Filter pack material: Manufacturer, product name & mesh size a. _____ b. Volume added _____ ft³</p> <p>9. Well casing: Flush threaded PVC schedule 40 <input type="checkbox"/> 23 Flush threaded PVC schedule 80 <input type="checkbox"/> 24 Steel Other <input checked="" type="checkbox"/></p> <p>10. Screen material: Steel a. Screen Type: Factory cut <input type="checkbox"/> 11 Continuous slot <input type="checkbox"/> 01 Other <input type="checkbox"/> b. Manufacturer _____ c. Slot size: <u>0.010</u> in. d. Slotted length: <u>10.0</u> ft.</p> <p>11. Backfill material (below filter pack): None <input type="checkbox"/> 14 Other <input checked="" type="checkbox"/></p>
--	--	---

I hereby certify that the information on this form is true and correct to the best of my knowledge.

Signature Ann Silke Firm TRC Tel: _____ Fax: _____

Please complete both Forms 4400-113A and 4400-113B and return them to the appropriate DNR office and bureau. Completion of these reports is required by chs. 160, 281, 283, 289, 291, 292, 293, 295, and 299, Wis. Stats., and ch. NR 141, Wis. Adm. Code. In accordance with chs. 281, 289, 291, 292, 293, 295, and 299, Wis. Stats., failure to file these forms may result in a forfeiture of between \$10 and \$25,000, or imprisonment for up to one year, depending on the program and conduct involved. Personally identifiable information on these forms is not intended to be used for any other purpose. NOTE: See the instructions for more information, including where the completed forms should be sent.

Facility/Project Name Village of Grafton Lime Kiln Landfill		Local Grid Location of Well _____ ft. <input type="checkbox"/> N. _____ ft. <input type="checkbox"/> E. <input type="checkbox"/> S. _____ ft. <input type="checkbox"/> W.		Well Name SP-01c	
Facility License, Permit or Monitoring No.		Local Grid Origin <input type="checkbox"/> (estimated: <input type="checkbox"/>) or Well Location <input checked="" type="checkbox"/> Lat. <u>43° 18' 9.0"</u> Long. <u>87° 57' 40.5"</u> or		Wis. Unique Well No. _____ DNR Well Number _____	
Facility ID 246036780		St. Plane <u>2,511,136</u> ft. N, <u>481,357</u> ft. E. <input checked="" type="checkbox"/> C/N		Date Well Installed 09/30/2020	
Type of Well Well Code 11/mw		Section Location of Waste/Source <u>SW</u> 1/4 of <u>NW</u> 1/4 of Sec. <u>25</u> , T. <u>10</u> N, R. <u>21</u> <input checked="" type="checkbox"/> E <input type="checkbox"/> W		Well Installed By: (Person's Name and Firm) Probe Technologies, Inc.	
Distance from Waste/Source _____ ft.		Location of Well Relative to Waste/Source u <input type="checkbox"/> Upgradient s <input type="checkbox"/> Sidegradient d <input type="checkbox"/> Downgradient n <input type="checkbox"/> Not Known		Gov. Lot Number _____	

<p>A. Protective pipe, top elevation _____ ft. MSL</p> <p>B. Well casing, top elevation _____ ft. MSL</p> <p>C. Land surface elevation _____ ft. MSL</p> <p>D. Surface seal, bottom _____ ft. MSL or _____ ft.</p> <div style="border: 1px solid black; padding: 5px;"> <p>12. USCS classification of soil near screen: GP <input type="checkbox"/> GM <input type="checkbox"/> GC <input type="checkbox"/> GW <input type="checkbox"/> SW <input type="checkbox"/> SP <input type="checkbox"/> SM <input type="checkbox"/> SC <input type="checkbox"/> ML <input type="checkbox"/> MH <input type="checkbox"/> CL <input type="checkbox"/> CH <input type="checkbox"/> Bedrock <input type="checkbox"/></p> <p>13. Sieve analysis attached? <input type="checkbox"/> Yes <input checked="" type="checkbox"/> No</p> <p>14. Drilling method used: Rotary <input type="checkbox"/> 50 Hollow Stem Auger <input type="checkbox"/> 41 Screen Point-16 Other <input checked="" type="checkbox"/></p> <p>15. Drilling fluid used: Water <input type="checkbox"/> 02 Air <input type="checkbox"/> 01 Drilling Mud <input type="checkbox"/> 03 None <input checked="" type="checkbox"/> 99</p> <p>16. Drilling additives used? <input type="checkbox"/> Yes <input checked="" type="checkbox"/> No</p> <p>Describe _____</p> <p>17. Source of water (attach analysis, if required): _____</p> </div> <p>E. Bentonite seal, top _____ ft. MSL or _____ ft.</p> <p>F. Fine sand, top _____ ft. MSL or _____ ft.</p> <p>G. Filter pack, top _____ ft. MSL or _____ ft.</p> <p>H. Screen joint, top _____ ft. MSL or <u>11.5</u> ft.</p> <p>I. Well bottom _____ ft. MSL or <u>13.5</u> ft.</p> <p>J. Filter pack, bottom _____ ft. MSL or _____ ft.</p> <p>K. Borehole, bottom _____ ft. MSL or <u>13.5</u> ft.</p> <p>L. Borehole, diameter <u>2.0</u> in.</p> <p>M. O.D. well casing <u>1.60</u> in.</p> <p>N. I.D. well casing <u>1.60</u> in.</p>	 <p>1. Cap and lock? <input type="checkbox"/> Yes <input checked="" type="checkbox"/> No</p> <p>2. Protective cover pipe: a. Inside diameter: _____ in. b. Length: _____ ft. c. Material: Steel <input type="checkbox"/> 04 Other <input checked="" type="checkbox"/></p> <p>d. Additional protection? <input type="checkbox"/> Yes <input checked="" type="checkbox"/> No If yes, describe: _____</p> <p>3. Surface seal: Bentonite <input type="checkbox"/> 30 Concrete <input type="checkbox"/> 01 Other <input checked="" type="checkbox"/></p> <p>4. Material between well casing and protective pipe: Bentonite <input type="checkbox"/> 30 Other <input checked="" type="checkbox"/></p> <p>5. Annular space seal: a. Granular/Chipped Bentonite <input type="checkbox"/> 33 b. _____ Lbs/gal mud weight . . . Bentonite-sand slurry <input type="checkbox"/> 35 c. _____ Lbs/gal mud weight . . . Bentonite slurry <input type="checkbox"/> 31 d. _____ % Bentonite . . . Bentonite-cement grout <input type="checkbox"/> 50 e. _____ Ft³ volume added for any of the above f. How installed: Tremie <input type="checkbox"/> 01 Tremie pumped <input type="checkbox"/> 02 Gravity <input type="checkbox"/> 08</p> <p>6. Bentonite seal: a. Bentonite granules <input type="checkbox"/> 33 b. <input type="checkbox"/> 1/4 in. <input type="checkbox"/> 3/8 in. <input type="checkbox"/> 1/2 in. Bentonite chips <input type="checkbox"/> 32 c. _____ Other <input type="checkbox"/></p> <p>7. Fine sand material: Manufacturer, product name & mesh size a. _____ b. Volume added _____ ft³</p> <p>8. Filter pack material: Manufacturer, product name & mesh size a. _____ b. Volume added _____ ft³</p> <p>9. Well casing: Flush threaded PVC schedule 40 <input type="checkbox"/> 23 Flush threaded PVC schedule 80 <input type="checkbox"/> 24 Steel Other <input checked="" type="checkbox"/></p> <p>10. Screen material: Steel a. Screen Type: Factory cut <input type="checkbox"/> 11 Continuous slot <input type="checkbox"/> 01 Other <input type="checkbox"/></p> <p>b. Manufacturer _____ c. Slot size: <u>0.010</u> in. d. Slotted length: <u>10.0</u> ft.</p> <p>11. Backfill material (below filter pack): None <input type="checkbox"/> 14 Other <input checked="" type="checkbox"/></p>
--	---

I hereby certify that the information on this form is true and correct to the best of my knowledge.

Signature Ann Silke Firm TRC Tel: _____ Fax: _____

Please complete both Forms 4400-113A and 4400-113B and return them to the appropriate DNR office and bureau. Completion of these reports is required by chs. 160, 281, 283, 289, 291, 292, 293, 295, and 299, Wis. Stats., and ch. NR 141, Wis. Adm. Code. In accordance with chs. 281, 289, 291, 292, 293, 295, and 299, Wis. Stats., failure to file these forms may result in a forfeiture of between \$10 and \$25,000, or imprisonment for up to one year, depending on the program and conduct involved. Personally identifiable information on these forms is not intended to be used for any other purpose. NOTE: See the instructions for more information, including where the completed forms should be sent.

Facility/Project Name Village of Grafton Lime Kiln Landfill		Local Grid Location of Well _____ ft. <input type="checkbox"/> N. _____ ft. <input type="checkbox"/> E. <input type="checkbox"/> S. _____ ft. <input type="checkbox"/> W.		Well Name SP-02	
Facility License, Permit or Monitoring No.		Local Grid Origin <input type="checkbox"/> (estimated: <input type="checkbox"/>) or Well Location <input checked="" type="checkbox"/> Lat. <u>43° 18' 7.2"</u> Long. <u>87° 57' 40.6"</u> or		Wis. Unique Well No. _____ DNR Well Number _____	
Facility ID 246036780		St. Plane <u>2,511,133</u> ft. N, <u>481,173</u> ft. E. <input checked="" type="checkbox"/> C/N		Date Well Installed 09/29/2020	
Type of Well Well Code 11/mw		Section Location of Waste/Source <u>SW</u> 1/4 of <u>NW</u> 1/4 of Sec. <u>25</u> , T. <u>10</u> N, R. <u>21</u> <input checked="" type="checkbox"/> E <input type="checkbox"/> W		Well Installed By: (Person's Name and Firm) Probe Technologies, Inc.	
Distance from Waste/Source _____ ft.		Location of Well Relative to Waste/Source u <input type="checkbox"/> Upgradient s <input type="checkbox"/> Sidegradient d <input type="checkbox"/> Downgradient n <input type="checkbox"/> Not Known		Gov. Lot Number _____	

<p>A. Protective pipe, top elevation _____ ft. MSL</p> <p>B. Well casing, top elevation _____ ft. MSL</p> <p>C. Land surface elevation _____ ft. MSL</p> <p>D. Surface seal, bottom _____ ft. MSL or _____ ft.</p> <div style="border: 1px solid black; padding: 5px;"> <p>12. USCS classification of soil near screen: GP <input type="checkbox"/> GM <input type="checkbox"/> GC <input type="checkbox"/> GW <input type="checkbox"/> SW <input type="checkbox"/> SP <input type="checkbox"/> SM <input type="checkbox"/> SC <input type="checkbox"/> ML <input type="checkbox"/> MH <input type="checkbox"/> CL <input type="checkbox"/> CH <input type="checkbox"/> Bedrock <input type="checkbox"/></p> <p>13. Sieve analysis attached? <input type="checkbox"/> Yes <input checked="" type="checkbox"/> No</p> <p>14. Drilling method used: Rotary <input type="checkbox"/> 5 0 Hollow Stem Auger <input type="checkbox"/> 4 1 Screen Point-16 Other <input checked="" type="checkbox"/></p> <p>15. Drilling fluid used: Water <input type="checkbox"/> 0 2 Air <input type="checkbox"/> 0 1 Drilling Mud <input type="checkbox"/> 0 3 None <input checked="" type="checkbox"/> 9 9</p> <p>16. Drilling additives used? <input type="checkbox"/> Yes <input checked="" type="checkbox"/> No Describe _____</p> <p>17. Source of water (attach analysis, if required): _____</p> </div> <p>E. Bentonite seal, top _____ ft. MSL or _____ ft.</p> <p>F. Fine sand, top _____ ft. MSL or _____ ft.</p> <p>G. Filter pack, top _____ ft. MSL or _____ ft.</p> <p>H. Screen joint, top _____ ft. MSL or <u>31.0</u> ft.</p> <p>I. Well bottom _____ ft. MSL or <u>34.0</u> ft.</p> <p>J. Filter pack, bottom _____ ft. MSL or _____ ft.</p> <p>K. Borehole, bottom _____ ft. MSL or <u>34.0</u> ft.</p> <p>L. Borehole, diameter <u>2.0</u> in.</p> <p>M. O.D. well casing <u>1.60</u> in.</p> <p>N. I.D. well casing <u>1.60</u> in.</p>		<p>1. Cap and lock? <input type="checkbox"/> Yes <input checked="" type="checkbox"/> No</p> <p>2. Protective cover pipe: a. Inside diameter: _____ in. b. Length: _____ ft. c. Material: Steel <input type="checkbox"/> 0 4 Other <input checked="" type="checkbox"/></p> <p>d. Additional protection? <input type="checkbox"/> Yes <input checked="" type="checkbox"/> No If yes, describe: _____</p> <p>3. Surface seal: Bentonite <input type="checkbox"/> 3 0 Concrete <input type="checkbox"/> 0 1 Other <input type="checkbox"/></p> <p>4. Material between well casing and protective pipe: Bentonite <input type="checkbox"/> 3 0 Other <input checked="" type="checkbox"/></p> <p>5. Annular space seal: a. Granular/Chipped Bentonite <input type="checkbox"/> 3 3 b. _____ Lbs/gal mud weight . . . Bentonite-sand slurry <input type="checkbox"/> 3 5 c. _____ Lbs/gal mud weight . . . Bentonite slurry <input type="checkbox"/> 3 1 d. _____ % Bentonite . . . Bentonite-cement grout <input type="checkbox"/> 5 0 e. _____ Ft³ volume added for any of the above f. How installed: Tremie <input type="checkbox"/> 0 1 Tremie pumped <input type="checkbox"/> 0 2 Gravity <input type="checkbox"/> 0 8</p> <p>6. Bentonite seal: a. Bentonite granules <input type="checkbox"/> 3 3 b. <input type="checkbox"/> 1/4 in. <input type="checkbox"/> 3/8 in. <input type="checkbox"/> 1/2 in. Bentonite chips <input type="checkbox"/> 3 2 c. _____ Other <input type="checkbox"/></p> <p>7. Fine sand material: Manufacturer, product name & mesh size a. _____ b. Volume added _____ ft³</p> <p>8. Filter pack material: Manufacturer, product name & mesh size a. _____ b. Volume added _____ ft³</p> <p>9. Well casing: Flush threaded PVC schedule 40 <input type="checkbox"/> 2 3 Flush threaded PVC schedule 80 <input type="checkbox"/> 2 4 Steel Other <input checked="" type="checkbox"/></p> <p>10. Screen material: Steel a. Screen Type: Factory cut <input type="checkbox"/> 1 1 Continuous slot <input type="checkbox"/> 0 1 Other <input type="checkbox"/></p> <p>b. Manufacturer _____ c. Slot size: <u>0.010</u> in. d. Slotted length: <u>10.0</u> ft.</p> <p>11. Backfill material (below filter pack): None <input type="checkbox"/> 1 4 Other <input checked="" type="checkbox"/></p>
--	--	---

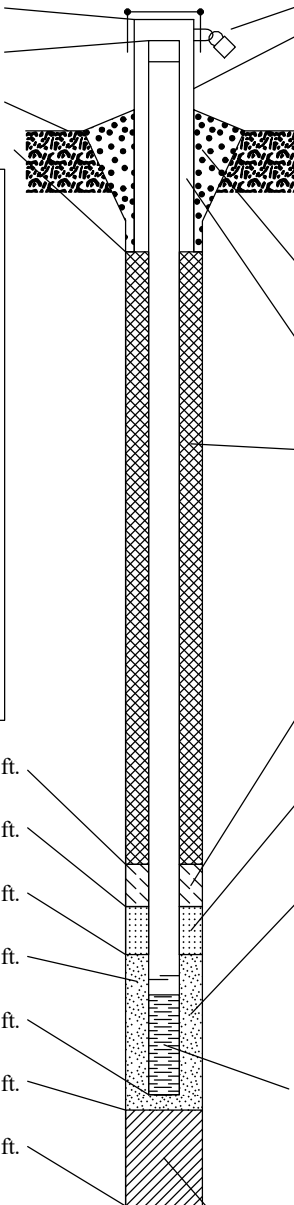
I hereby certify that the information on this form is true and correct to the best of my knowledge.

Signature Ann Silke Firm TRC Tel: _____ Fax: _____

Please complete both Forms 4400-113A and 4400-113B and return them to the appropriate DNR office and bureau. Completion of these reports is required by chs. 160, 281, 283, 289, 291, 292, 293, 295, and 299, Wis. Stats., and ch. NR 141, Wis. Adm. Code. In accordance with chs. 281, 289, 291, 292, 293, 295, and 299, Wis. Stats., failure to file these forms may result in a forfeiture of between \$10 and \$25,000, or imprisonment for up to one year, depending on the program and conduct involved. Personally identifiable information on these forms is not intended to be used for any other purpose. NOTE: See the instructions for more information, including where the completed forms should be sent.

Route To: Watershed/Wastewater Waste Management
Remediation/Redevelopment Other

Facility/Project Name Village of Grafton Lime Kiln Landfill		Local Grid Location of Well _____ ft. <input type="checkbox"/> N. _____ ft. <input type="checkbox"/> E. <input type="checkbox"/> S. _____ ft. <input type="checkbox"/> W.		Well Name SP-03a	
Facility License, Permit or Monitoring No.		Local Grid Origin <input type="checkbox"/> (estimated: <input type="checkbox"/>) or Well Location <input checked="" type="checkbox"/>		Wis. Unique Well No. _____ DNR Well Number _____	
Facility ID 246036780		St. Plane <u>2,513,324</u> ft. N, <u>481,632</u> ft. E. <input checked="" type="checkbox"/> C/N		Date Well Installed 09/30/2020	
Type of Well Well Code 11/mw		Section Location of Waste/Source <u>SW</u> 1/4 of <u>NE</u> 1/4 of Sec. <u>25</u> , T. <u>10</u> N, R. <u>21</u> <input checked="" type="checkbox"/> E <input type="checkbox"/> W		Well Installed By: (Person's Name and Firm) Probe Technologies, Inc.	
Distance from Waste/Source _____ ft.		Location of Well Relative to Waste/Source u <input type="checkbox"/> Upgradient s <input type="checkbox"/> Sidegradient d <input type="checkbox"/> Downgradient n <input type="checkbox"/> Not Known		Gov. Lot Number _____	

<p>A. Protective pipe, top elevation _____ ft. MSL</p> <p>B. Well casing, top elevation _____ ft. MSL</p> <p>C. Land surface elevation _____ ft. MSL</p> <p>D. Surface seal, bottom _____ ft. MSL or _____ ft.</p> <div style="border: 1px solid black; padding: 5px;"> <p>12. USCS classification of soil near screen: GP <input type="checkbox"/> GM <input type="checkbox"/> GC <input type="checkbox"/> GW <input type="checkbox"/> SW <input type="checkbox"/> SP <input type="checkbox"/> SM <input type="checkbox"/> SC <input type="checkbox"/> ML <input type="checkbox"/> MH <input type="checkbox"/> CL <input type="checkbox"/> CH <input type="checkbox"/> Bedrock <input type="checkbox"/></p> <p>13. Sieve analysis attached? <input type="checkbox"/> Yes <input checked="" type="checkbox"/> No</p> <p>14. Drilling method used: Rotary <input type="checkbox"/> 5 0 Hollow Stem Auger <input type="checkbox"/> 4 1 Geoprobe <input checked="" type="checkbox"/> Other <input checked="" type="checkbox"/></p> <p>15. Drilling fluid used: Water <input type="checkbox"/> 0 2 Air <input type="checkbox"/> 0 1 Drilling Mud <input type="checkbox"/> 0 3 None <input checked="" type="checkbox"/> 9 9</p> <p>16. Drilling additives used? <input type="checkbox"/> Yes <input checked="" type="checkbox"/> No Describe _____</p> <p>17. Source of water (attach analysis, if required): _____</p> </div> <p>E. Bentonite seal, top _____ ft. MSL or <u>0.0</u> ft.</p> <p>F. Fine sand, top _____ ft. MSL or _____ ft.</p> <p>G. Filter pack, top _____ ft. MSL or <u>1.0</u> ft.</p> <p>H. Screen joint, top _____ ft. MSL or <u>35.0</u> ft.</p> <p>I. Well bottom _____ ft. MSL or <u>45.0</u> ft.</p> <p>J. Filter pack, bottom _____ ft. MSL or _____ ft.</p> <p>K. Borehole, bottom _____ ft. MSL or <u>45.0</u> ft.</p> <p>L. Borehole, diameter <u>2.0</u> in.</p> <p>M. O.D. well casing <u>1.00</u> in.</p> <p>N. I.D. well casing <u>1.00</u> in.</p>	 <p>1. Cap and lock? <input type="checkbox"/> Yes <input checked="" type="checkbox"/> No</p> <p>2. Protective cover pipe: a. Inside diameter: _____ in. b. Length: _____ ft. c. Material: Steel <input type="checkbox"/> 0 4 Other <input checked="" type="checkbox"/></p> <p>d. Additional protection? <input type="checkbox"/> Yes <input checked="" type="checkbox"/> No If yes, describe: _____</p> <p>3. Surface seal: Bentonite <input type="checkbox"/> 3 0 Concrete <input type="checkbox"/> 0 1 Other <input type="checkbox"/></p> <p>4. Material between well casing and protective pipe: Bentonite <input type="checkbox"/> 3 0 Other <input checked="" type="checkbox"/></p> <p>5. Annular space seal: a. Granular/Chipped Bentonite <input type="checkbox"/> 3 3 b. _____ Lbs/gal mud weight . . . Bentonite-sand slurry <input type="checkbox"/> 3 5 c. _____ Lbs/gal mud weight . . . Bentonite slurry <input type="checkbox"/> 3 1 d. _____ % Bentonite . . . Bentonite-cement grout <input type="checkbox"/> 5 0 e. _____ Ft³ volume added for any of the above f. How installed: Tremie <input type="checkbox"/> 0 1 Tremie pumped <input type="checkbox"/> 0 2 Gravity <input type="checkbox"/> 0 8</p> <p>6. Bentonite seal: a. Bentonite granules <input type="checkbox"/> 3 3 b. <input type="checkbox"/> 1/4 in. <input checked="" type="checkbox"/> 3/8 in. <input type="checkbox"/> 1/2 in. Bentonite chips <input checked="" type="checkbox"/> 3 2 c. _____ Other <input type="checkbox"/></p> <p>7. Fine sand material: Manufacturer, product name & mesh size a. _____ b. Volume added _____ ft³</p> <p>8. Filter pack material: Manufacturer, product name & mesh size a. _____ b. Volume added _____ ft³</p> <p>9. Well casing: Flush threaded PVC schedule 40 <input checked="" type="checkbox"/> 2 3 Flush threaded PVC schedule 80 <input type="checkbox"/> 2 4 Other <input type="checkbox"/></p> <p>10. Screen material: PVC a. Screen Type: Factory cut <input checked="" type="checkbox"/> 1 1 Continuous slot <input type="checkbox"/> 0 1 Other <input type="checkbox"/></p> <p>b. Manufacturer _____ c. Slot size: <u>0.010</u> in. d. Slotted length: <u>10.0</u> ft.</p> <p>11. Backfill material (below filter pack): None <input type="checkbox"/> 1 4 Other <input checked="" type="checkbox"/></p>
---	---

I hereby certify that the information on this form is true and correct to the best of my knowledge.

Signature Ann Silke Firm TRC Tel: _____ Fax: _____

Please complete both Forms 4400-113A and 4400-113B and return them to the appropriate DNR office and bureau. Completion of these reports is required by chs. 160, 281, 283, 289, 291, 292, 293, 295, and 299, Wis. Stats., and ch. NR 141, Wis. Adm. Code. In accordance with chs. 281, 289, 291, 292, 293, 295, and 299, Wis. Stats., failure to file these forms may result in a forfeiture of between \$10 and \$25,000, or imprisonment for up to one year, depending on the program and conduct involved. Personally identifiable information on these forms is not intended to be used for any other purpose. NOTE: See the instructions for more information, including where the completed forms should be sent.

Route To: Watershed/Wastewater Waste Management
Remediation/Redevelopment Other

Facility/Project Name Village of Grafton Lime Kiln Landfill		Local Grid Location of Well _____ ft. <input type="checkbox"/> N. _____ ft. <input type="checkbox"/> E. <input type="checkbox"/> S. _____ ft. <input type="checkbox"/> W.		Well Name SP-03b	
Facility License, Permit or Monitoring No.		Local Grid Origin <input type="checkbox"/> (estimated: <input type="checkbox"/>) or Well Location <input checked="" type="checkbox"/> Lat. <u>43° 18' 11.2"</u> Long. <u>87° 57' 10.6"</u> or		Wis. Unique Well No. _____ DNR Well Number _____	
Facility ID 246036780		St. Plane <u>2,513,345</u> ft. N, <u>481,635</u> ft. E. <input checked="" type="checkbox"/> C/N		Date Well Installed 09/30/2020	
Type of Well Well Code 11/mw		Section Location of Waste/Source <u>SW</u> 1/4 of <u>NE</u> 1/4 of Sec. <u>25</u> , T. <u>10</u> N, R. <u>21</u> <input checked="" type="checkbox"/> E <input type="checkbox"/> W		Well Installed By: (Person's Name and Firm) Probe Technologies, Inc.	
Distance from Waste/Source _____ ft.		Location of Well Relative to Waste/Source u <input type="checkbox"/> Upgradient s <input type="checkbox"/> Sidegradient d <input type="checkbox"/> Downgradient n <input type="checkbox"/> Not Known		Gov. Lot Number _____	

<p>A. Protective pipe, top elevation _____ ft. MSL</p> <p>B. Well casing, top elevation _____ ft. MSL</p> <p>C. Land surface elevation _____ ft. MSL</p> <p>D. Surface seal, bottom _____ ft. MSL or _____ ft.</p> <div style="border: 1px solid black; padding: 5px; margin: 5px 0;"> <p>12. USCS classification of soil near screen: GP <input type="checkbox"/> GM <input type="checkbox"/> GC <input type="checkbox"/> GW <input type="checkbox"/> SW <input type="checkbox"/> SP <input type="checkbox"/> SM <input type="checkbox"/> SC <input type="checkbox"/> ML <input type="checkbox"/> MH <input type="checkbox"/> CL <input type="checkbox"/> CH <input type="checkbox"/> Bedrock <input type="checkbox"/></p> <p>13. Sieve analysis attached? <input type="checkbox"/> Yes <input checked="" type="checkbox"/> No</p> <p>14. Drilling method used: Rotary <input type="checkbox"/> 5 0 Hollow Stem Auger <input type="checkbox"/> 4 1 Screen Point-16 Other <input checked="" type="checkbox"/></p> <p>15. Drilling fluid used: Water <input type="checkbox"/> 0 2 Air <input type="checkbox"/> 0 1 Drilling Mud <input type="checkbox"/> 0 3 None <input checked="" type="checkbox"/> 9 9</p> <p>16. Drilling additives used? <input type="checkbox"/> Yes <input checked="" type="checkbox"/> No</p> <p>Describe _____</p> <p>17. Source of water (attach analysis, if required): _____</p> </div> <p>E. Bentonite seal, top _____ ft. MSL or _____ ft.</p> <p>F. Fine sand, top _____ ft. MSL or _____ ft.</p> <p>G. Filter pack, top _____ ft. MSL or _____ ft.</p> <p>H. Screen joint, top _____ ft. MSL or <u>37.0</u> ft.</p> <p>I. Well bottom _____ ft. MSL or <u>40.0</u> ft.</p> <p>J. Filter pack, bottom _____ ft. MSL or _____ ft.</p> <p>K. Borehole, bottom _____ ft. MSL or <u>40.0</u> ft.</p> <p>L. Borehole, diameter <u>2.0</u> in.</p> <p>M. O.D. well casing <u>1.60</u> in.</p> <p>N. I.D. well casing <u>1.60</u> in.</p>		<p>1. Cap and lock? <input type="checkbox"/> Yes <input checked="" type="checkbox"/> No</p> <p>2. Protective cover pipe: a. Inside diameter: _____ in. b. Length: _____ ft. c. Material: Steel <input type="checkbox"/> 0 4 Other <input checked="" type="checkbox"/></p> <p>d. Additional protection? <input type="checkbox"/> Yes <input checked="" type="checkbox"/> No If yes, describe: _____</p> <p>3. Surface seal: Bentonite <input type="checkbox"/> 3 0 Concrete <input type="checkbox"/> 0 1 Other <input type="checkbox"/></p> <p>4. Material between well casing and protective pipe: Bentonite <input type="checkbox"/> 3 0 Other <input checked="" type="checkbox"/></p> <p>5. Annular space seal: a. Granular/Chipped Bentonite <input type="checkbox"/> 3 3 b. _____ Lbs/gal mud weight . . . Bentonite-sand slurry <input type="checkbox"/> 3 5 c. _____ Lbs/gal mud weight . . . Bentonite slurry <input type="checkbox"/> 3 1 d. _____ % Bentonite . . . Bentonite-cement grout <input type="checkbox"/> 5 0 e. _____ Ft³ volume added for any of the above f. How installed: Tremie <input type="checkbox"/> 0 1 Tremie pumped <input type="checkbox"/> 0 2 Gravity <input type="checkbox"/> 0 8</p> <p>6. Bentonite seal: a. Bentonite granules <input type="checkbox"/> 3 3 b. <input type="checkbox"/> 1/4 in. <input type="checkbox"/> 3/8 in. <input type="checkbox"/> 1/2 in. Bentonite chips <input type="checkbox"/> 3 2 c. _____ Other <input type="checkbox"/></p> <p>7. Fine sand material: Manufacturer, product name & mesh size a. _____ b. Volume added _____ ft³</p> <p>8. Filter pack material: Manufacturer, product name & mesh size a. _____ b. Volume added _____ ft³</p> <p>9. Well casing: Flush threaded PVC schedule 40 <input type="checkbox"/> 2 3 Flush threaded PVC schedule 80 <input type="checkbox"/> 2 4 Steel Other <input checked="" type="checkbox"/></p> <p>10. Screen material: Steel a. Screen Type: Factory cut <input type="checkbox"/> 1 1 Continuous slot <input type="checkbox"/> 0 1 Other <input type="checkbox"/> b. Manufacturer _____ c. Slot size: <u>0.010</u> in. d. Slotted length: <u>10.0</u> ft.</p> <p>11. Backfill material (below filter pack): None <input type="checkbox"/> 1 4 Other <input checked="" type="checkbox"/></p>
---	--	---

I hereby certify that the information on this form is true and correct to the best of my knowledge.

Signature Ann Silke Firm TRC Tel: _____ Fax: _____

Please complete both Forms 4400-113A and 4400-113B and return them to the appropriate DNR office and bureau. Completion of these reports is required by chs. 160, 281, 283, 289, 291, 292, 293, 295, and 299, Wis. Stats., and ch. NR 141, Wis. Adm. Code. In accordance with chs. 281, 289, 291, 292, 293, 295, and 299, Wis. Stats., failure to file these forms may result in a forfeiture of between \$10 and \$25,000, or imprisonment for up to one year, depending on the program and conduct involved. Personally identifiable information on these forms is not intended to be used for any other purpose. NOTE: See the instructions for more information, including where the completed forms should be sent.

Route To: Watershed/Wastewater Waste Management
Remediation/Redevelopment Other

Facility/Project Name Village of Grafton Lime Kiln Landfill		Local Grid Location of Well _____ ft. <input type="checkbox"/> N. _____ ft. <input type="checkbox"/> E. <input type="checkbox"/> S. _____ ft. <input type="checkbox"/> W.		Well Name SP-04a	
Facility License, Permit or Monitoring No.		Local Grid Origin <input type="checkbox"/> (estimated: <input type="checkbox"/>) or Well Location <input checked="" type="checkbox"/> Lat. <u>43° 18' 9.6"</u> Long. <u>87° 57' 14.7"</u> or		Wis. Unique Well No. _____ DNR Well Number _____	
Facility ID 246036780		St. Plane <u>2,513,044</u> ft. N, <u>481,463</u> ft. E. <input checked="" type="checkbox"/> C/N		Date Well Installed 09/30/2020	
Type of Well Well Code 11/mw		Section Location of Waste/Source <u>SW</u> 1/4 of <u>NE</u> 1/4 of Sec. <u>25</u> , T. <u>10</u> N, R. <u>21</u> <input checked="" type="checkbox"/> E <input type="checkbox"/> W		Well Installed By: (Person's Name and Firm) Probe Technologies, Inc.	
Distance from Waste/Source _____ ft.		Location of Well Relative to Waste/Source u <input type="checkbox"/> Upgradient s <input type="checkbox"/> Sidegradient d <input type="checkbox"/> Downgradient n <input type="checkbox"/> Not Known		Gov. Lot Number _____	

<p>A. Protective pipe, top elevation _____ ft. MSL</p> <p>B. Well casing, top elevation _____ ft. MSL</p> <p>C. Land surface elevation _____ ft. MSL</p> <p>D. Surface seal, bottom _____ ft. MSL or _____ ft.</p> <div style="border: 1px solid black; padding: 5px;"> <p>12. USCS classification of soil near screen: GP <input type="checkbox"/> GM <input type="checkbox"/> GC <input type="checkbox"/> GW <input type="checkbox"/> SW <input type="checkbox"/> SP <input type="checkbox"/> SM <input type="checkbox"/> SC <input type="checkbox"/> ML <input type="checkbox"/> MH <input type="checkbox"/> CL <input type="checkbox"/> CH <input type="checkbox"/> Bedrock <input type="checkbox"/></p> <p>13. Sieve analysis attached? <input type="checkbox"/> Yes <input checked="" type="checkbox"/> No</p> <p>14. Drilling method used: Rotary <input type="checkbox"/> 50 Hollow Stem Auger <input type="checkbox"/> 41 Screen Point-16 Other <input checked="" type="checkbox"/></p> <p>15. Drilling fluid used: Water <input type="checkbox"/> 02 Air <input type="checkbox"/> 01 Drilling Mud <input type="checkbox"/> 03 None <input checked="" type="checkbox"/> 99</p> <p>16. Drilling additives used? <input type="checkbox"/> Yes <input checked="" type="checkbox"/> No Describe _____</p> <p>17. Source of water (attach analysis, if required): _____</p> </div> <p>E. Bentonite seal, top _____ ft. MSL or _____ ft.</p> <p>F. Fine sand, top _____ ft. MSL or _____ ft.</p> <p>G. Filter pack, top _____ ft. MSL or _____ ft.</p> <p>H. Screen joint, top _____ ft. MSL or <u>35.6</u> ft.</p> <p>I. Well bottom _____ ft. MSL or <u>38.6</u> ft.</p> <p>J. Filter pack, bottom _____ ft. MSL or _____ ft.</p> <p>K. Borehole, bottom _____ ft. MSL or <u>38.6</u> ft.</p> <p>L. Borehole, diameter <u>2.0</u> in.</p> <p>M. O.D. well casing <u>1.60</u> in.</p> <p>N. I.D. well casing <u>1.60</u> in.</p>		<p>1. Cap and lock? <input type="checkbox"/> Yes <input checked="" type="checkbox"/> No</p> <p>2. Protective cover pipe: a. Inside diameter: _____ in. b. Length: _____ ft. c. Material: Steel <input type="checkbox"/> 04 Other <input checked="" type="checkbox"/></p> <p>d. Additional protection? <input type="checkbox"/> Yes <input checked="" type="checkbox"/> No If yes, describe: _____</p> <p>3. Surface seal: Bentonite <input type="checkbox"/> 30 Concrete <input type="checkbox"/> 01 Other <input type="checkbox"/></p> <p>4. Material between well casing and protective pipe: Bentonite <input type="checkbox"/> 30 Other <input checked="" type="checkbox"/></p> <p>5. Annular space seal: a. Granular/Chipped Bentonite <input type="checkbox"/> 33 b. _____ Lbs/gal mud weight . . . Bentonite-sand slurry <input type="checkbox"/> 35 c. _____ Lbs/gal mud weight . . . Bentonite slurry <input type="checkbox"/> 31 d. _____ % Bentonite . . . Bentonite-cement grout <input type="checkbox"/> 50 e. _____ Ft³ volume added for any of the above f. How installed: Tremie <input type="checkbox"/> 01 Tremie pumped <input type="checkbox"/> 02 Gravity <input type="checkbox"/> 08</p> <p>6. Bentonite seal: a. Bentonite granules <input type="checkbox"/> 33 b. <input type="checkbox"/> 1/4 in. <input type="checkbox"/> 3/8 in. <input type="checkbox"/> 1/2 in. Bentonite chips <input type="checkbox"/> 32 c. _____ Other <input type="checkbox"/></p> <p>7. Fine sand material: Manufacturer, product name & mesh size a. _____ b. Volume added _____ ft³</p> <p>8. Filter pack material: Manufacturer, product name & mesh size a. _____ b. Volume added _____ ft³</p> <p>9. Well casing: Flush threaded PVC schedule 40 <input type="checkbox"/> 23 Flush threaded PVC schedule 80 <input type="checkbox"/> 24 Steel Other <input checked="" type="checkbox"/></p> <p>10. Screen material: Steel a. Screen Type: Factory cut <input type="checkbox"/> 11 Continuous slot <input type="checkbox"/> 01 Other <input type="checkbox"/></p> <p>b. Manufacturer _____ c. Slot size: <u>0.010</u> in. d. Slotted length: <u>10.0</u> ft.</p> <p>11. Backfill material (below filter pack): None <input type="checkbox"/> 14 Other <input checked="" type="checkbox"/></p>
--	--	---

I hereby certify that the information on this form is true and correct to the best of my knowledge.

Signature Ann Silke Firm TRC Tel: _____ Fax: _____

Please complete both Forms 4400-113A and 4400-113B and return them to the appropriate DNR office and bureau. Completion of these reports is required by chs. 160, 281, 283, 289, 291, 292, 293, 295, and 299, Wis. Stats., and ch. NR 141, Wis. Adm. Code. In accordance with chs. 281, 289, 291, 292, 293, 295, and 299, Wis. Stats., failure to file these forms may result in a forfeiture of between \$10 and \$25,000, or imprisonment for up to one year, depending on the program and conduct involved. Personally identifiable information on these forms is not intended to be used for any other purpose. NOTE: See the instructions for more information, including where the completed forms should be sent.

Route To: Watershed/Wastewater Waste Management
Remediation/Redevelopment Other

Facility/Project Name Village of Grafton Lime Kiln Landfill		Local Grid Location of Well _____ ft. <input type="checkbox"/> N. _____ ft. <input type="checkbox"/> E. <input type="checkbox"/> S. _____ ft. <input type="checkbox"/> W.		Well Name SP-04b	
Facility License, Permit or Monitoring No.		Local Grid Origin <input type="checkbox"/> (estimated: <input type="checkbox"/>) or Well Location <input checked="" type="checkbox"/> Lat. <u>43° 18' 9.8"</u> Long. <u>87° 57' 14.4"</u> or		Wis. Unique Well No. _____ DNR Well Number _____	
Facility ID 246036780		St. Plane <u>2,513,066</u> ft. N, <u>481,487</u> ft. E. <input checked="" type="checkbox"/> C/N		Date Well Installed 09/30/2020	
Type of Well Well Code 11/mw		Section Location of Waste/Source <u>SW</u> 1/4 of <u>NE</u> 1/4 of Sec. <u>25</u> , T. <u>10</u> N, R. <u>21</u> <input checked="" type="checkbox"/> E <input type="checkbox"/> W		Well Installed By: (Person's Name and Firm) Probe Technologies, Inc.	
Distance from Waste/Source _____ ft.		Location of Well Relative to Waste/Source u <input type="checkbox"/> Upgradient s <input type="checkbox"/> Sidegradient d <input type="checkbox"/> Downgradient n <input type="checkbox"/> Not Known		Gov. Lot Number _____	

A. Protective pipe, top elevation _____ ft. MSL
 B. Well casing, top elevation _____ ft. MSL
 C. Land surface elevation _____ ft. MSL
 D. Surface seal, bottom _____ ft. MSL or _____ ft.

12. USCS classification of soil near screen:
 GP GM GC GW SW SP
 SM SC ML MH CL CH
 Bedrock

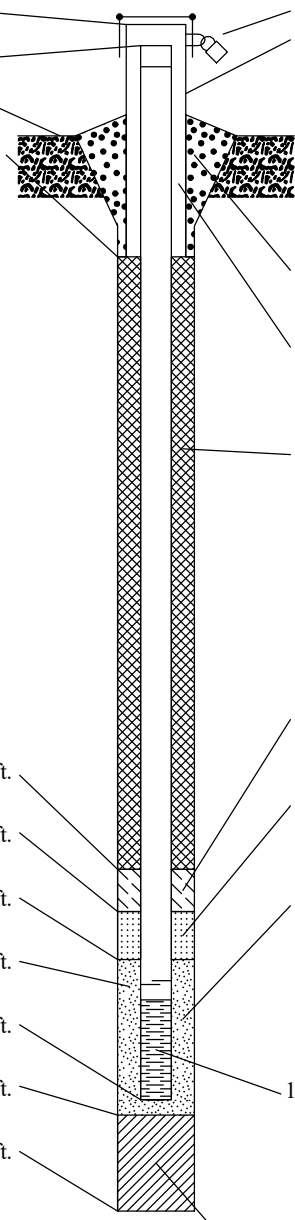
13. Sieve analysis attached? Yes No

14. Drilling method used: Rotary 5 0
 Hollow Stem Auger 4 1
 Screen Point-16 Other

15. Drilling fluid used: Water 0 2 Air 0 1
 Drilling Mud 0 3 None 9 9

16. Drilling additives used? Yes No
 Describe _____

17. Source of water (attach analysis, if required):



1. Cap and lock? Yes No
2. Protective cover pipe:
 a. Inside diameter: _____ in.
 b. Length: _____ ft.
 c. Material: Steel 0 4
 Other
- d. Additional protection? Yes No
 If yes, describe: _____
3. Surface seal: Bentonite 3 0
 Concrete 0 1
 Other
4. Material between well casing and protective pipe:
 Bentonite 3 0
 Other
5. Annular space seal: a. Granular/Chipped Bentonite 3 3
 b. _____ Lbs/gal mud weight . . . Bentonite-sand slurry 3 5
 c. _____ Lbs/gal mud weight . . . Bentonite slurry 3 1
 d. _____ % Bentonite . . . Bentonite-cement grout 5 0
 e. _____ Ft³ volume added for any of the above
 f. How installed: Tremie 0 1
 Tremie pumped 0 2
 Gravity 0 8
6. Bentonite seal: a. Bentonite granules 3 3
 b. 1/4 in. 3/8 in. 1/2 in. Bentonite chips 3 2
 c. _____ Other
7. Fine sand material: Manufacturer, product name & mesh size
 a. _____
 b. Volume added _____ ft³
8. Filter pack material: Manufacturer, product name & mesh size
 a. _____
 b. Volume added _____ ft³
9. Well casing: Flush threaded PVC schedule 40 2 3
 Flush threaded PVC schedule 80 2 4
 Steel Other
10. Screen material: Steel
 a. Screen Type: Factory cut 1 1
 Continuous slot 0 1
 Other
- b. Manufacturer _____
 c. Slot size: 0.010 in.
 d. Slotted length: 10.0 ft.
11. Backfill material (below filter pack): None 1 4
 Other

E. Bentonite seal, top _____ ft. MSL or _____ ft.
 F. Fine sand, top _____ ft. MSL or _____ ft.
 G. Filter pack, top _____ ft. MSL or _____ ft.
 H. Screen joint, top _____ ft. MSL or 33.0 ft.
 I. Well bottom _____ ft. MSL or 36.0 ft.
 J. Filter pack, bottom _____ ft. MSL or _____ ft.
 K. Borehole, bottom _____ ft. MSL or 36.0 ft.
 L. Borehole, diameter 2.0 in.
 M. O.D. well casing 1.60 in.
 N. I.D. well casing 1.60 in.

I hereby certify that the information on this form is true and correct to the best of my knowledge.
 Signature Ann Silke Firm TRC Tel: _____ Fax: _____

Please complete both Forms 4400-113A and 4400-113B and return them to the appropriate DNR office and bureau. Completion of these reports is required by chs. 160, 281, 283, 289, 291, 292, 293, 295, and 299, Wis. Stats., and ch. NR 141, Wis. Adm. Code. In accordance with chs. 281, 289, 291, 292, 293, 295, and 299, Wis. Stats., failure to file these forms may result in a forfeiture of between \$10 and \$25,000, or imprisonment for up to one year, depending on the program and conduct involved. Personally identifiable information on these forms is not intended to be used for any other purpose. NOTE: See the instructions for more information, including where the completed forms should be sent.

Notice: Completion of this report is required by chs. 160, 281, 283, 289, 291-293, 295, and 299, Wis. Stats., and ch. NR 141, Wis. Adm. Code. In accordance with chs. 281, 289, 291-293, 295, and 299, Wis. Stats., failure to file this form may result in a forfeiture of between \$10-25,000, or imprisonment for up to one year, depending on the program and conduct involved. Personally identifiable information on this form is not intended to be used for any other purpose. Return this form to the appropriate DNR office and bureau. See instructions on reverse for more information.

Verification Only of Fill and Seal

Route to DNR Bureau:

- Drinking Water Watershed/Wastewater Remediation/Redevelopment
 Waste Management Other _____

1. Well Location Information **2. Facility / Owner Information**

County Ozaukee		WI Unique Well # of Removed Well (SP-01a)		Hicap #		Facility Name Village of Grafton Lime Kiln Landfill			
Latitude / Longitude (see instructions) 43.30263 ° N -87.96110 ° W		Format Code <input checked="" type="checkbox"/> DD <input type="checkbox"/> DDM		Method Code <input checked="" type="checkbox"/> GPS008 <input type="checkbox"/> SCR002 <input type="checkbox"/> OTH001		Facility ID (FID or PWS) 246036780			
1/4 / 1/4 SW or Gov't Lot #		1/4 NW		Section 25		Township 10		Range <input checked="" type="checkbox"/> E <input type="checkbox"/> W	
Well Street Address						Original Well Owner			
Well City, Village or Town Grafton						Present Well Owner Village of Grafton			
Subdivision Name						Well ZIP Code 860 Badger Circle			
Reason For Removal From Service						WI Unique Well # of Replacement Well		City of Present Owner Grafton	
								State WI	
								ZIP Code 53024	

3. Filled & Sealed Well / Drillhole / Borehole Information

<input checked="" type="checkbox"/> Monitoring Well <input type="checkbox"/> Water Well <input type="checkbox"/> Borehole / Drillhole		Original Construction Date (mm/dd/yyyy) 09/29/2020	
Construction Type: <input checked="" type="checkbox"/> Drilled <input type="checkbox"/> Driven (Sandpoint) <input type="checkbox"/> Dug <input type="checkbox"/> Other (Specify) _____		If a Well Construction Report is available, please attach.	
Formation Type: <input checked="" type="checkbox"/> Unconsolidated Formation <input type="checkbox"/> Bedrock			
Total Well Depth From Ground Surface (ft) 14.5		Casing Diameter (in.) 1.60	
Lower Drillhole Diameter (in.) 1.6		Casing Depth (ft.) 14.5	
Was well annular space grouted? <input type="checkbox"/> Yes <input type="checkbox"/> No <input type="checkbox"/> Unknown			
If yes, to what depth (feet)?		Depth to Water (feet)	

4. Pump, Liner, Screen, Casing & Sealing Material


Pump and piping removed?	<input type="checkbox"/> Yes	<input type="checkbox"/> No	<input checked="" type="checkbox"/> N/A
Liner(s) removed?	<input checked="" type="checkbox"/> Yes	<input type="checkbox"/> No	<input type="checkbox"/> N/A
Liner(s) perforated?	<input type="checkbox"/> Yes	<input type="checkbox"/> No	<input type="checkbox"/> N/A
Screen removed?	<input checked="" type="checkbox"/> Yes	<input type="checkbox"/> No	<input type="checkbox"/> N/A
Casing left in place?	<input type="checkbox"/> Yes	<input checked="" type="checkbox"/> No	<input type="checkbox"/> N/A
Was casing cut off below surface?	<input type="checkbox"/> Yes	<input type="checkbox"/> No	<input checked="" type="checkbox"/> N/A
Did sealing material rise to surface?	<input checked="" type="checkbox"/> Yes	<input type="checkbox"/> No	<input type="checkbox"/> N/A
Did material settle after 24 hours?	<input type="checkbox"/> Yes	<input checked="" type="checkbox"/> No	<input type="checkbox"/> N/A
If yes, was hole retopped?	<input type="checkbox"/> Yes	<input type="checkbox"/> No	<input checked="" type="checkbox"/> N/A
If bentonite chips were used, were they hydrated with water from a known safe source	<input type="checkbox"/> Yes	<input type="checkbox"/> No	<input checked="" type="checkbox"/> N/A
Required Method of Placing Sealing Material			
<input type="checkbox"/> Conductor Pipe-Gravity	<input type="checkbox"/> Conductor Pipe-Pumped		
<input checked="" type="checkbox"/> Screened & Poured (Bentonite Chips)	<input type="checkbox"/> Other (Explain)		
Sealing Materials			
<input type="checkbox"/> Neat Cement Grout	<input type="checkbox"/> Concrete		
<input type="checkbox"/> Sand-Cement (Concrete) Grout	<input checked="" type="checkbox"/> Bentonite Chips		
For Monitoring Wells and Monitoring Well Boreholes Only:			
<input checked="" type="checkbox"/> Bentonite Chips	<input type="checkbox"/> Bentonite - Cement Grout		
<input type="checkbox"/> Granular Bentonite	<input type="checkbox"/> Bentonite - Sand Slurry		

5. Material Used to Fill Well / Drillhole

	From (ft.)	To (ft.)	No. Yards, Sacks Sealant or Volume (circle one)	Mix Ratio or Mud Weight
Bentonite Chips	Surface	14.5	0.5 sacks	

6. Comments

7. Supervision of Work **DNR Use Only**

Name of Person or Firm Doing Filling & Sealing Probe Technologies		License #	Date of Filling & Sealing or Verification (mm/dd/yyyy) 09/29/2020	Date Received	Noted By
Street or Route 7781 Pathfinder Lane		Telephone Number 262-470-4768		Comments	
City West Bend	State WI	ZIP Code 53090	Signature of Person Doing Work 	Date Signed 2/1/2021	

Notice: Completion of this report is required by chs. 160, 281, 283, 289, 291-293, 295, and 299, Wis. Stats., and ch. NR 141, Wis. Adm. Code. In accordance with chs. 281, 289, 291-293, 295, and 299, Wis. Stats., failure to file this form may result in a forfeiture of between \$10-25,000, or imprisonment for up to one year, depending on the program and conduct involved. Personally identifiable information on this form is not intended to be used for any other purpose. Return this form to the appropriate DNR office and bureau. See instructions on reverse for more information.

Verification Only of Fill and Seal

Route to DNR Bureau:

- Drinking Water Watershed/Wastewater Remediation/Redevelopment
 Waste Management Other _____

1. Well Location Information **2. Facility / Owner Information**

County Ozaukee		WI Unique Well # of Removed Well (SP-01b)		Hicap #		Facility Name Village of Grafton Lime Kiln Landfill			
Latitude / Longitude (see instructions) 43.30266 ° N -87.96121 ° W		Format Code <input checked="" type="checkbox"/> DD <input type="checkbox"/> DDM		Method Code <input checked="" type="checkbox"/> GPS008 <input type="checkbox"/> SCR002 <input type="checkbox"/> OTH001		Facility ID (FID or PWS) 246036780			
1/4 / 1/4 SW or Gov't Lot #		1/4 NW		Section 25		Township 10		Range <input checked="" type="checkbox"/> E <input type="checkbox"/> W	
Well Street Address						Original Well Owner			
Well City, Village or Town Grafton						Present Well Owner Village of Grafton			
Subdivision Name						Well ZIP Code 860 Badger Circle			
Reason For Removal From Service						WI Unique Well # of Replacement Well		City of Present Owner Grafton	
								State WI	
								ZIP Code 53024	

3. Filled & Sealed Well / Drillhole / Borehole Information

<input checked="" type="checkbox"/> Monitoring Well <input type="checkbox"/> Water Well <input type="checkbox"/> Borehole / Drillhole		Original Construction Date (mm/dd/yyyy) 09/30/2020	
Construction Type: <input checked="" type="checkbox"/> Drilled <input type="checkbox"/> Driven (Sandpoint) <input type="checkbox"/> Dug <input type="checkbox"/> Other (Specify) _____		If a Well Construction Report is available, please attach.	
Formation Type: <input checked="" type="checkbox"/> Unconsolidated Formation <input type="checkbox"/> Bedrock			
Total Well Depth From Ground Surface (ft) 14.2		Casing Diameter (in.) 1.60	
Lower Drillhole Diameter (in.) 1.6		Casing Depth (ft.) 14.2	
Was well annular space grouted? <input type="checkbox"/> Yes <input type="checkbox"/> No <input type="checkbox"/> Unknown			
If yes, to what depth (feet)?		Depth to Water (feet)	

4. Pump, Liner, Screen, Casing & Sealing Material


Pump and piping removed?	<input type="checkbox"/> Yes	<input type="checkbox"/> No	<input checked="" type="checkbox"/> N/A
Liner(s) removed?	<input checked="" type="checkbox"/> Yes	<input type="checkbox"/> No	<input type="checkbox"/> N/A
Liner(s) perforated?	<input type="checkbox"/> Yes	<input type="checkbox"/> No	<input type="checkbox"/> N/A
Screen removed?	<input checked="" type="checkbox"/> Yes	<input type="checkbox"/> No	<input type="checkbox"/> N/A
Casing left in place?	<input type="checkbox"/> Yes	<input checked="" type="checkbox"/> No	<input type="checkbox"/> N/A
Was casing cut off below surface?	<input type="checkbox"/> Yes	<input type="checkbox"/> No	<input checked="" type="checkbox"/> N/A
Did sealing material rise to surface?	<input checked="" type="checkbox"/> Yes	<input type="checkbox"/> No	<input type="checkbox"/> N/A
Did material settle after 24 hours?	<input type="checkbox"/> Yes	<input checked="" type="checkbox"/> No	<input type="checkbox"/> N/A
If yes, was hole retopped?	<input type="checkbox"/> Yes	<input type="checkbox"/> No	<input checked="" type="checkbox"/> N/A
If bentonite chips were used, were they hydrated with water from a known safe source	<input type="checkbox"/> Yes	<input type="checkbox"/> No	<input checked="" type="checkbox"/> N/A
Required Method of Placing Sealing Material			
<input type="checkbox"/> Conductor Pipe-Gravity		<input type="checkbox"/> Conductor Pipe-Pumped	
<input checked="" type="checkbox"/> Screened & Poured (Bentonite Chips)		<input type="checkbox"/> Other (Explain)	
Sealing Materials			
<input type="checkbox"/> Neat Cement Grout		<input type="checkbox"/> Concrete	
<input type="checkbox"/> Sand-Cement (Concrete) Grout		<input checked="" type="checkbox"/> Bentonite Chips	
For Monitoring Wells and Monitoring Well Boreholes Only:			
<input checked="" type="checkbox"/> Bentonite Chips		<input type="checkbox"/> Bentonite - Cement Grout	
<input type="checkbox"/> Granular Bentonite		<input type="checkbox"/> Bentonite - Sand Slurry	

5. Material Used to Fill Well / Drillhole

	From (ft.)	To (ft.)	No. Yards, Sacks Sealant or Volume (circle one)	Mix Ratio or Mud Weight
Bentonite Chips	Surface	14.2	0.5 sacks	

6. Comments

7. Supervision of Work **DNR Use Only**

Name of Person or Firm Doing Filling & Sealing Probe Technologies		License #	Date of Filling & Sealing or Verification (mm/dd/yyyy) 09/30/2020	Date Received	Noted By
Street or Route 7781 Pathfinder Lane		Telephone Number 262-470-4768		Comments	
City West Bend	State WI	ZIP Code 53090	Signature of Person Doing Work 	Date Signed 2/1/2021	

Notice: Completion of this report is required by chs. 160, 281, 283, 289, 291-293, 295, and 299, Wis. Stats., and ch. NR 141, Wis. Adm. Code. In accordance with chs. 281, 289, 291-293, 295, and 299, Wis. Stats., failure to file this form may result in a forfeiture of between \$10-25,000, or imprisonment for up to one year, depending on the program and conduct involved. Personally identifiable information on this form is not intended to be used for any other purpose. Return this form to the appropriate DNR office and bureau. See instructions on reverse for more information.

Verification Only of Fill and Seal

Route to DNR Bureau:

- Drinking Water Watershed/Wastewater Remediation/Redevelopment
 Waste Management Other _____

1. Well Location Information **2. Facility / Owner Information**


County Ozaukee		WI Unique Well # of Removed Well (SP-01c)		Hicap #		Facility Name Village of Grafton Lime Kiln Landfill			
Latitude / Longitude (see instructions) 43.30251 ° N -87.96126 ° W				Format Code <input checked="" type="checkbox"/> DD <input type="checkbox"/> DDM		Method Code <input checked="" type="checkbox"/> GPS008 <input type="checkbox"/> SCR002 <input type="checkbox"/> OTH001		Facility ID (FID or PWS) 246036780	
1/4 SW		1/4 NW		Section 25		Township 10		Range <input checked="" type="checkbox"/> E <input type="checkbox"/> W	
or Gov't Lot #								License/Permit/Monitoring #	
Well Street Address						Original Well Owner			
Well City, Village or Town Grafton						Present Well Owner Village of Grafton			
Subdivision Name						Mailing Address of Present Owner 860 Badger Circle			
Lot #						City of Present Owner Grafton		State WI	ZIP Code 53024

3. Filled & Sealed Well / Drillhole / Borehole Information **4. Pump, Liner, Screen, Casing & Sealing Material**

Reason For Removal From Service		WI Unique Well # of Replacement Well		Pump and piping removed? <input type="checkbox"/> Yes <input type="checkbox"/> No <input checked="" type="checkbox"/> N/A Liner(s) removed? <input checked="" type="checkbox"/> Yes <input type="checkbox"/> No <input type="checkbox"/> N/A Liner(s) perforated? <input type="checkbox"/> Yes <input type="checkbox"/> No <input type="checkbox"/> N/A Screen removed? <input checked="" type="checkbox"/> Yes <input type="checkbox"/> No <input type="checkbox"/> N/A Casing left in place? <input type="checkbox"/> Yes <input checked="" type="checkbox"/> No <input type="checkbox"/> N/A					
<input checked="" type="checkbox"/> Monitoring Well <input type="checkbox"/> Water Well <input type="checkbox"/> Borehole / Drillhole		Original Construction Date (mm/dd/yyyy) 09/30/2020		Was casing cut off below surface? <input type="checkbox"/> Yes <input type="checkbox"/> No <input checked="" type="checkbox"/> N/A Did sealing material rise to surface? <input checked="" type="checkbox"/> Yes <input type="checkbox"/> No <input type="checkbox"/> N/A Did material settle after 24 hours? <input type="checkbox"/> Yes <input checked="" type="checkbox"/> No <input type="checkbox"/> N/A If yes, was hole retopped? <input type="checkbox"/> Yes <input type="checkbox"/> No <input checked="" type="checkbox"/> N/A If bentonite chips were used, were they hydrated with water from a known safe source? <input type="checkbox"/> Yes <input type="checkbox"/> No <input checked="" type="checkbox"/> N/A					
Construction Type: <input checked="" type="checkbox"/> Drilled <input type="checkbox"/> Driven (Sandpoint) <input type="checkbox"/> Dug <input type="checkbox"/> Other (Specify) _____				Required Method of Placing Sealing Material <input type="checkbox"/> Conductor Pipe-Gravity <input type="checkbox"/> Conductor Pipe-Pumped <input checked="" type="checkbox"/> Screened & Poured (Bentonite Chips) <input type="checkbox"/> Other (Explain) _____					
Formation Type: <input checked="" type="checkbox"/> Unconsolidated Formation <input type="checkbox"/> Bedrock		Total Well Depth From Ground Surface (ft) 13.5		Casing Diameter (in.) 1.60		Sealing Materials <input type="checkbox"/> Neat Cement Grout <input type="checkbox"/> Concrete <input type="checkbox"/> Sand-Cement (Concrete) Grout <input checked="" type="checkbox"/> Bentonite Chips			
Lower Drillhole Diameter (in.) 1.6		Casing Depth (ft.) 13.5		For Monitoring Wells and Monitoring Well Boreholes Only: <input checked="" type="checkbox"/> Bentonite Chips <input type="checkbox"/> Bentonite - Cement Grout <input type="checkbox"/> Granular Bentonite <input type="checkbox"/> Bentonite - Sand Slurry					
Was well annular space grouted? <input type="checkbox"/> Yes <input type="checkbox"/> No <input type="checkbox"/> Unknown				If yes, to what depth (feet)?		Depth to Water (feet)			

5. Material Used to Fill Well / Drillhole	From (ft.)	To (ft.)	No. Yards, Sacks Sealant or Volume (circle one)	Mix Ratio or Mud Weight
Bentonite Chips	Surface	13.5	0.5 sacks	

6. Comments

7. Supervision of Work				DNR Use Only	
Name of Person or Firm Doing Filling & Sealing Probe Technologies		License #	Date of Filling & Sealing or Verification (mm/dd/yyyy) 09/30/2020	Date Received	Noted By
Street or Route 7781 Pathfinder Lane			Telephone Number 262-470-4768	Comments	
City West Bend		State WI	ZIP Code 53090	Signature of Person Doing Work 	Date Signed 2/1/2021

Notice: Completion of this report is required by chs. 160, 281, 283, 289, 291-293, 295, and 299, Wis. Stats., and ch. NR 141, Wis. Adm. Code. In accordance with chs. 281, 289, 291-293, 295, and 299, Wis. Stats., failure to file this form may result in a forfeiture of between \$10-25,000, or imprisonment for up to one year, depending on the program and conduct involved. Personally identifiable information on this form is not intended to be used for any other purpose. Return this form to the appropriate DNR office and bureau. See instructions on reverse for more information.

Verification Only of Fill and Seal

Route to DNR Bureau:

- Drinking Water Watershed/Wastewater Remediation/Redevelopment
 Waste Management Other _____

1. Well Location Information **2. Facility / Owner Information**

County Ozaukee		WI Unique Well # of Removed Well (SP-02)		Hicap #		Facility Name Village of Grafton Lime Kiln Landfill			
Latitude / Longitude (see instructions) 43.30200 ° N -87.96129 ° W		Format Code <input checked="" type="checkbox"/> DD <input type="checkbox"/> DDM		Method Code <input checked="" type="checkbox"/> GPS008 <input type="checkbox"/> SCR002 <input type="checkbox"/> OTH001		Facility ID (FID or PWS) 246036780			
1/4 / 1/4 SW or Gov't Lot #		1/4 NW		Section 25		Township 10		Range <input checked="" type="checkbox"/> E <input type="checkbox"/> W	
Well Street Address						Original Well Owner			
Well City, Village or Town Grafton						Present Well Owner Village of Grafton			
Subdivision Name						Well ZIP Code 860 Badger Circle			
Reason For Removal From Service						WI Unique Well # of Replacement Well		City of Present Owner Grafton	
								State WI	
								ZIP Code 53024	

3. Filled & Sealed Well / Drillhole / Borehole Information

<input checked="" type="checkbox"/> Monitoring Well <input type="checkbox"/> Water Well <input type="checkbox"/> Borehole / Drillhole		Original Construction Date (mm/dd/yyyy) 09/29/2020	
Construction Type: <input checked="" type="checkbox"/> Drilled <input type="checkbox"/> Driven (Sandpoint) <input type="checkbox"/> Dug <input type="checkbox"/> Other (Specify) _____		If a Well Construction Report is available, please attach.	
Formation Type: <input checked="" type="checkbox"/> Unconsolidated Formation <input type="checkbox"/> Bedrock			
Total Well Depth From Ground Surface (ft) 34.0		Casing Diameter (in.) 1.60	
Lower Drillhole Diameter (in.) 1.6		Casing Depth (ft.) 34.0	
Was well annular space grouted? <input type="checkbox"/> Yes <input type="checkbox"/> No <input type="checkbox"/> Unknown			
If yes, to what depth (feet)?		Depth to Water (feet) 13.3	

4. Pump, Liner, Screen, Casing & Sealing Material


Pump and piping removed?	<input type="checkbox"/> Yes	<input type="checkbox"/> No	<input checked="" type="checkbox"/> N/A
Liner(s) removed?	<input checked="" type="checkbox"/> Yes	<input type="checkbox"/> No	<input type="checkbox"/> N/A
Liner(s) perforated?	<input type="checkbox"/> Yes	<input type="checkbox"/> No	<input type="checkbox"/> N/A
Screen removed?	<input checked="" type="checkbox"/> Yes	<input type="checkbox"/> No	<input type="checkbox"/> N/A
Casing left in place?	<input type="checkbox"/> Yes	<input checked="" type="checkbox"/> No	<input type="checkbox"/> N/A
Was casing cut off below surface?	<input type="checkbox"/> Yes	<input type="checkbox"/> No	<input checked="" type="checkbox"/> N/A
Did sealing material rise to surface?	<input checked="" type="checkbox"/> Yes	<input type="checkbox"/> No	<input type="checkbox"/> N/A
Did material settle after 24 hours?	<input type="checkbox"/> Yes	<input checked="" type="checkbox"/> No	<input type="checkbox"/> N/A
If yes, was hole retopped?	<input type="checkbox"/> Yes	<input type="checkbox"/> No	<input checked="" type="checkbox"/> N/A
If bentonite chips were used, were they hydrated with water from a known safe source	<input type="checkbox"/> Yes	<input type="checkbox"/> No	<input checked="" type="checkbox"/> N/A
Required Method of Placing Sealing Material			
<input type="checkbox"/> Conductor Pipe-Gravity	<input type="checkbox"/> Conductor Pipe-Pumped		
<input checked="" type="checkbox"/> Screened & Poured (Bentonite Chips)	<input type="checkbox"/> Other (Explain)		
Sealing Materials			
<input type="checkbox"/> Neat Cement Grout	<input type="checkbox"/> Concrete		
<input type="checkbox"/> Sand-Cement (Concrete) Grout	<input checked="" type="checkbox"/> Bentonite Chips		
For Monitoring Wells and Monitoring Well Boreholes Only:			
<input checked="" type="checkbox"/> Bentonite Chips	<input type="checkbox"/> Bentonite - Cement Grout		
<input type="checkbox"/> Granular Bentonite	<input type="checkbox"/> Bentonite - Sand Slurry		

5. Material Used to Fill Well / Drillhole

	From (ft.)	To (ft.)	No. Yards, Sacks Sealant or Volume (circle one)	Mix Ratio or Mud Weight
Bentonite Chips	Surface	34.0	1 sacks	

6. Comments

7. Supervision of Work **DNR Use Only**

Name of Person or Firm Doing Filling & Sealing Probe Technologies		License #	Date of Filling & Sealing or Verification (mm/dd/yyyy) 09/29/2020	Date Received	Noted By
Street or Route 7781 Pathfinder Lane		Telephone Number 262-470-4768		Comments	
City West Bend	State WI	ZIP Code 53090	Signature of Person Doing Work 	Date Signed 2/1/2021	

Notice: Completion of this report is required by chs. 160, 281, 283, 289, 291-293, 295, and 299, Wis. Stats., and ch. NR 141, Wis. Adm. Code. In accordance with chs. 281, 289, 291-293, 295, and 299, Wis. Stats., failure to file this form may result in a forfeiture of between \$10-25,000, or imprisonment for up to one year, depending on the program and conduct involved. Personally identifiable information on this form is not intended to be used for any other purpose. Return this form to the appropriate DNR office and bureau. See instructions on reverse for more information.

Verification Only of Fill and Seal

Route to DNR Bureau:

- Drinking Water Watershed/Wastewater Remediation/Redevelopment
 Waste Management Other _____

1. Well Location Information **2. Facility / Owner Information**

County Ozaukee		WI Unique Well # of Removed Well (SP-03a)		Hicap #		Facility Name Village of Grafton Lime Kiln Landfill			
Latitude / Longitude (see instructions) 43.30312 ° N -87.95302 ° W		Format Code <input checked="" type="checkbox"/> DD <input type="checkbox"/> DDM		Method Code <input checked="" type="checkbox"/> GPS008 <input type="checkbox"/> SCR002 <input type="checkbox"/> OTH001		Facility ID (FID or PWS) 246036780			
1/4 / 1/4 SW or Gov't Lot #		1/4 NE		Section 25		Township 10		Range <input checked="" type="checkbox"/> E <input type="checkbox"/> W	
Well Street Address						Original Well Owner			
Well City, Village or Town Grafton						Present Well Owner Village of Grafton			
Subdivision Name						Well ZIP Code 860 Badger Circle			
Reason For Removal From Service						WI Unique Well # of Replacement Well		City of Present Owner Grafton	
								State WI	
								ZIP Code 53024	

3. Filled & Sealed Well / Drillhole / Borehole Information

<input checked="" type="checkbox"/> Monitoring Well <input type="checkbox"/> Water Well <input type="checkbox"/> Borehole / Drillhole		Original Construction Date (mm/dd/yyyy) 09/30/2020	
Construction Type: <input checked="" type="checkbox"/> Drilled <input type="checkbox"/> Driven (Sandpoint) <input type="checkbox"/> Dug <input type="checkbox"/> Other (Specify) _____		If a Well Construction Report is available, please attach.	
Formation Type: <input checked="" type="checkbox"/> Unconsolidated Formation <input type="checkbox"/> Bedrock			
Total Well Depth From Ground Surface (ft) 45.0		Casing Diameter (in.) 1.00	
Lower Drillhole Diameter (in.) 1.6		Casing Depth (ft.) 45.0	
Was well annular space grouted? <input type="checkbox"/> Yes <input type="checkbox"/> No <input type="checkbox"/> Unknown			
If yes, to what depth (feet)?		Depth to Water (feet)	

4. Pump, Liner, Screen, Casing & Sealing Material


Pump and piping removed?	<input type="checkbox"/> Yes	<input type="checkbox"/> No	<input checked="" type="checkbox"/> N/A
Liner(s) removed?	<input checked="" type="checkbox"/> Yes	<input type="checkbox"/> No	<input type="checkbox"/> N/A
Liner(s) perforated?	<input type="checkbox"/> Yes	<input type="checkbox"/> No	<input type="checkbox"/> N/A
Screen removed?	<input checked="" type="checkbox"/> Yes	<input type="checkbox"/> No	<input type="checkbox"/> N/A
Casing left in place?	<input type="checkbox"/> Yes	<input checked="" type="checkbox"/> No	<input type="checkbox"/> N/A
Was casing cut off below surface?	<input type="checkbox"/> Yes	<input type="checkbox"/> No	<input checked="" type="checkbox"/> N/A
Did sealing material rise to surface?	<input checked="" type="checkbox"/> Yes	<input type="checkbox"/> No	<input type="checkbox"/> N/A
Did material settle after 24 hours?	<input type="checkbox"/> Yes	<input checked="" type="checkbox"/> No	<input type="checkbox"/> N/A
If yes, was hole retopped?	<input type="checkbox"/> Yes	<input type="checkbox"/> No	<input checked="" type="checkbox"/> N/A
If bentonite chips were used, were they hydrated with water from a known safe source	<input type="checkbox"/> Yes	<input type="checkbox"/> No	<input checked="" type="checkbox"/> N/A
Required Method of Placing Sealing Material			
<input type="checkbox"/> Conductor Pipe-Gravity	<input type="checkbox"/> Conductor Pipe-Pumped		
<input checked="" type="checkbox"/> Screened & Poured (Bentonite Chips)	<input type="checkbox"/> Other (Explain)		
Sealing Materials			
<input type="checkbox"/> Neat Cement Grout	<input type="checkbox"/> Concrete		
<input type="checkbox"/> Sand-Cement (Concrete) Grout	<input checked="" type="checkbox"/> Bentonite Chips		
For Monitoring Wells and Monitoring Well Boreholes Only:			
<input checked="" type="checkbox"/> Bentonite Chips	<input type="checkbox"/> Bentonite - Cement Grout		
<input type="checkbox"/> Granular Bentonite	<input type="checkbox"/> Bentonite - Sand Slurry		

5. Material Used to Fill Well / Drillhole

	From (ft.)	To (ft.)	No. Yards, Sacks Sealant or Volume (circle one)	Mix Ratio or Mud Weight
Bentonite Chips	Surface	45.0	1.5 sacks	

6. Comments

7. Supervision of Work **DNR Use Only**


Name of Person or Firm Doing Filling & Sealing Probe Technologies		License #	Date of Filling & Sealing or Verification (mm/dd/yyyy) 12/01/2020	Date Received	Noted By
Street or Route 7781 Pathfinder Lane		Telephone Number 262-470-4768		Comments	
City West Bend	State WI	ZIP Code 53090	Signature of Person Doing Work 	Date Signed 2/1/2021	

Notice: Completion of this report is required by chs. 160, 281, 283, 289, 291-293, 295, and 299, Wis. Stats., and ch. NR 141, Wis. Adm. Code. In accordance with chs. 281, 289, 291-293, 295, and 299, Wis. Stats., failure to file this form may result in a forfeiture of between \$10-25,000, or imprisonment for up to one year, depending on the program and conduct involved. Personally identifiable information on this form is not intended to be used for any other purpose. Return this form to the appropriate DNR office and bureau. See instructions on reverse for more information.

Verification Only of Fill and Seal

Route to DNR Bureau:

- Drinking Water Watershed/Wastewater Remediation/Redevelopment
 Waste Management Other _____

1. Well Location Information				2. Facility / Owner Information																							
County Ozaukee		WI Unique Well # of Removed Well (SP-03b)		Hicap #		Facility Name Village of Grafton Lime Kiln Landfill																					
Latitude / Longitude (see instructions) 43.30312 ° N -87.95294 ° W		Format Code <input checked="" type="checkbox"/> DD <input type="checkbox"/> DDM		Method Code <input checked="" type="checkbox"/> GPS008 <input type="checkbox"/> SCR002 <input type="checkbox"/> OTH001		Facility ID (FID or PWS) 246036780																					
1/4 / 1/4 SW or Gov't Lot #		Section 25		Township 10		License/Permit/Monitoring #																					
				Range <input checked="" type="checkbox"/> E <input type="checkbox"/> W		Original Well Owner																					
Well Street Address				Present Well Owner Village of Grafton																							
Well City, Village or Town Grafton				Mailing Address of Present Owner 860 Badger Circle																							
Subdivision Name				Well ZIP Code		City of Present Owner Grafton																					
				Lot #		State WI																					
						ZIP Code 53024																					
3. Filled & Sealed Well / Drillhole / Borehole Information				4. Pump, Liner, Screen, Casing & Sealing Material																							
<input checked="" type="checkbox"/> Monitoring Well <input type="checkbox"/> Water Well <input type="checkbox"/> Borehole / Drillhole		Original Construction Date (mm/dd/yyyy) 09/30/2020		Pump and piping removed? <input type="checkbox"/> Yes <input type="checkbox"/> No <input checked="" type="checkbox"/> N/A Liner(s) removed? <input checked="" type="checkbox"/> Yes <input type="checkbox"/> No <input type="checkbox"/> N/A Liner(s) perforated? <input type="checkbox"/> Yes <input type="checkbox"/> No <input type="checkbox"/> N/A Screen removed? <input checked="" type="checkbox"/> Yes <input type="checkbox"/> No <input type="checkbox"/> N/A Casing left in place? <input type="checkbox"/> Yes <input checked="" type="checkbox"/> No <input type="checkbox"/> N/A																							
Construction Type: <input checked="" type="checkbox"/> Drilled <input type="checkbox"/> Driven (Sandpoint) <input type="checkbox"/> Dug <input type="checkbox"/> Other (Specify) _____		If a Well Construction Report is available, please attach.		Was casing cut off below surface? <input type="checkbox"/> Yes <input type="checkbox"/> No <input checked="" type="checkbox"/> N/A Did sealing material rise to surface? <input checked="" type="checkbox"/> Yes <input type="checkbox"/> No <input type="checkbox"/> N/A Did material settle after 24 hours? If yes, was hole retopped? <input type="checkbox"/> Yes <input type="checkbox"/> No <input checked="" type="checkbox"/> N/A If bentonite chips were used, were they hydrated with water from a known safe source <input type="checkbox"/> Yes <input type="checkbox"/> No <input checked="" type="checkbox"/> N/A																							
Formation Type: <input checked="" type="checkbox"/> Unconsolidated Formation <input type="checkbox"/> Bedrock				Required Method of Placing Sealing Material <input type="checkbox"/> Conductor Pipe-Gravity <input type="checkbox"/> Conductor Pipe-Pumped <input checked="" type="checkbox"/> Screened & Poured (Bentonite Chips) <input type="checkbox"/> Other (Explain)																							
Total Well Depth From Ground Surface (ft) 40.0		Casing Diameter (in.) 1.60		Sealing Materials <input type="checkbox"/> Neat Cement Grout <input type="checkbox"/> Concrete <input type="checkbox"/> Sand-Cement (Concrete) Grout <input checked="" type="checkbox"/> Bentonite Chips																							
Lower Drillhole Diameter (in.) 1.6		Casing Depth (ft.) 40.0		For Monitoring Wells and Monitoring Well Boreholes Only: <input checked="" type="checkbox"/> Bentonite Chips <input type="checkbox"/> Bentonite - Cement Grout <input type="checkbox"/> Granular Bentonite <input type="checkbox"/> Bentonite - Sand Slurry																							
Was well annular space grouted? <input type="checkbox"/> Yes <input type="checkbox"/> No <input type="checkbox"/> Unknown		Depth to Water (feet)		5. Material Used to Fill Well / Drillhole <table border="1" style="width: 100%; border-collapse: collapse;"> <thead> <tr> <th style="width: 30%;"></th> <th style="width: 10%;">From (ft.)</th> <th style="width: 10%;">To (ft.)</th> <th style="width: 30%;">No. Yards, Sacks Sealant or Volume (circle one)</th> <th style="width: 20%;">Mix Ratio or Mud Weight</th> </tr> </thead> <tbody> <tr> <td>Bentonite Chips</td> <td>Surface</td> <td>40.0</td> <td>1.5 sacks</td> <td></td> </tr> <tr> <td> </td> <td> </td> <td> </td> <td> </td> <td> </td> </tr> <tr> <td> </td> <td> </td> <td> </td> <td> </td> <td> </td> </tr> </tbody> </table>					From (ft.)	To (ft.)	No. Yards, Sacks Sealant or Volume (circle one)	Mix Ratio or Mud Weight	Bentonite Chips	Surface	40.0	1.5 sacks											
	From (ft.)	To (ft.)	No. Yards, Sacks Sealant or Volume (circle one)					Mix Ratio or Mud Weight																			
Bentonite Chips	Surface	40.0	1.5 sacks																								
If yes, to what depth (feet)?																											
6. Comments																											
7. Supervision of Work						DNR Use Only																					
Name of Person or Firm Doing Filling & Sealing Probe Technologies			License #	Date of Filling & Sealing or Verification (mm/dd/yyyy) 09/30/2020		Date Received	Noted By																				
Street or Route 7781 Pathfinder Lane			Telephone Number 262-470-4768		Comments																						
City West Bend		State WI	ZIP Code 53090	Signature of Person Doing Work 		Date Signed 2/1/2021																					

Notice: Completion of this report is required by chs. 160, 281, 283, 289, 291-293, 295, and 299, Wis. Stats., and ch. NR 141, Wis. Adm. Code. In accordance with chs. 281, 289, 291-293, 295, and 299, Wis. Stats., failure to file this form may result in a forfeiture of between \$10-25,000, or imprisonment for up to one year, depending on the program and conduct involved. Personally identifiable information on this form is not intended to be used for any other purpose. Return this form to the appropriate DNR office and bureau. See instructions on reverse for more information.

Verification Only of Fill and Seal

Route to DNR Bureau:

- Drinking Water Watershed/Wastewater Remediation/Redevelopment
 Waste Management Other _____

1. Well Location Information **2. Facility / Owner Information**

County Ozaukee		WI Unique Well # of Removed Well (SP-04a)		Hicap #		Facility Name Village of Grafton Lime Kiln Landfill			
Latitude / Longitude (see instructions) 43.30267 ° N -87.95408 ° W		Format Code <input checked="" type="checkbox"/> DD <input type="checkbox"/> DDM		Method Code <input checked="" type="checkbox"/> GPS008 <input type="checkbox"/> SCR002 <input type="checkbox"/> OTH001		Facility ID (FID or PWS) 246036780			
1/4 1/4 SW or Gov't Lot #		1/4 NE		Section 25		Township 10		Range <input checked="" type="checkbox"/> E <input type="checkbox"/> W	
Well Street Address						Original Well Owner			
Well City, Village or Town Grafton						Present Well Owner Village of Grafton			
Subdivision Name						Well ZIP Code 860 Badger Circle			
Reason For Removal From Service						WI Unique Well # of Replacement Well		City of Present Owner Grafton	
								State WI	
								ZIP Code 53024	

3. Filled & Sealed Well / Drillhole / Borehole Information

<input checked="" type="checkbox"/> Monitoring Well <input type="checkbox"/> Water Well <input type="checkbox"/> Borehole / Drillhole		Original Construction Date (mm/dd/yyyy) 09/30/2020	
Construction Type: <input checked="" type="checkbox"/> Drilled <input type="checkbox"/> Driven (Sandpoint) <input type="checkbox"/> Dug <input type="checkbox"/> Other (Specify) _____		If a Well Construction Report is available, please attach.	
Formation Type: <input checked="" type="checkbox"/> Unconsolidated Formation <input type="checkbox"/> Bedrock			
Total Well Depth From Ground Surface (ft) 38.6		Casing Diameter (in.) 1.60	
Lower Drillhole Diameter (in.) 1.6		Casing Depth (ft.) 38.6	
Was well annular space grouted? <input type="checkbox"/> Yes <input type="checkbox"/> No <input type="checkbox"/> Unknown		Depth to Water (feet)	
If yes, to what depth (feet)?			

4. Pump, Liner, Screen, Casing & Sealing Material


Pump and piping removed?	<input type="checkbox"/> Yes	<input type="checkbox"/> No	<input checked="" type="checkbox"/> N/A
Liner(s) removed?	<input checked="" type="checkbox"/> Yes	<input type="checkbox"/> No	<input type="checkbox"/> N/A
Liner(s) perforated?	<input type="checkbox"/> Yes	<input type="checkbox"/> No	<input type="checkbox"/> N/A
Screen removed?	<input checked="" type="checkbox"/> Yes	<input type="checkbox"/> No	<input type="checkbox"/> N/A
Casing left in place?	<input type="checkbox"/> Yes	<input checked="" type="checkbox"/> No	<input type="checkbox"/> N/A
Was casing cut off below surface?	<input type="checkbox"/> Yes	<input type="checkbox"/> No	<input checked="" type="checkbox"/> N/A
Did sealing material rise to surface?	<input checked="" type="checkbox"/> Yes	<input type="checkbox"/> No	<input type="checkbox"/> N/A
Did material settle after 24 hours?	<input type="checkbox"/> Yes	<input checked="" type="checkbox"/> No	<input type="checkbox"/> N/A
If yes, was hole retopped?	<input type="checkbox"/> Yes	<input type="checkbox"/> No	<input checked="" type="checkbox"/> N/A
If bentonite chips were used, were they hydrated with water from a known safe source	<input type="checkbox"/> Yes	<input type="checkbox"/> No	<input checked="" type="checkbox"/> N/A
Required Method of Placing Sealing Material			
<input type="checkbox"/> Conductor Pipe-Gravity	<input type="checkbox"/> Conductor Pipe-Pumped		
<input checked="" type="checkbox"/> Screened & Poured (Bentonite Chips)	<input type="checkbox"/> Other (Explain)		
Sealing Materials			
<input type="checkbox"/> Neat Cement Grout	<input type="checkbox"/> Concrete		
<input type="checkbox"/> Sand-Cement (Concrete) Grout	<input checked="" type="checkbox"/> Bentonite Chips		
For Monitoring Wells and Monitoring Well Boreholes Only:			
<input checked="" type="checkbox"/> Bentonite Chips	<input type="checkbox"/> Bentonite - Cement Grout		
<input type="checkbox"/> Granular Bentonite	<input type="checkbox"/> Bentonite - Sand Slurry		

5. Material Used to Fill Well / Drillhole

	From (ft.)	To (ft.)	No. Yards, Sacks Sealant or Volume (circle one)	Mix Ratio or Mud Weight
Bentonite Chips	Surface	38.6	1 sacks	

6. Comments

7. Supervision of Work **DNR Use Only**

Name of Person or Firm Doing Filling & Sealing Probe Technologies		License #	Date of Filling & Sealing or Verification (mm/dd/yyyy) 09/30/2020	Date Received	Noted By
Street or Route 7781 Pathfinder Lane		Telephone Number 262-470-4768		Comments	
City West Bend	State WI	ZIP Code 53090	Signature of Person Doing Work 	Date Signed 2/1/2021	

Notice: Completion of this report is required by chs. 160, 281, 283, 289, 291-293, 295, and 299, Wis. Stats., and ch. NR 141, Wis. Adm. Code. In accordance with chs. 281, 289, 291-293, 295, and 299, Wis. Stats., failure to file this form may result in a forfeiture of between \$10-25,000, or imprisonment for up to one year, depending on the program and conduct involved. Personally identifiable information on this form is not intended to be used for any other purpose. Return this form to the appropriate DNR office and bureau. See instructions on reverse for more information.

Verification Only of Fill and Seal

Route to DNR Bureau:

- Drinking Water Watershed/Wastewater Remediation/Redevelopment
 Waste Management Other _____

1. Well Location Information **2. Facility / Owner Information**

County Ozaukee		WI Unique Well # of Removed Well (SP-04b)		Hicap #		Facility Name Village of Grafton Lime Kiln Landfill			
Latitude / Longitude (see instructions) 43.30274 ° N -87.95400 ° W		Format Code <input checked="" type="checkbox"/> DD <input type="checkbox"/> DDM		Method Code <input checked="" type="checkbox"/> GPS008 <input type="checkbox"/> SCR002 <input type="checkbox"/> OTH001		Facility ID (FID or PWS) 246036780			
1/4 / 1/4 SW or Gov't Lot #		1/4 NE		Section 25		Township 10		Range <input checked="" type="checkbox"/> E <input type="checkbox"/> W	
Well Street Address						Original Well Owner			
Well City, Village or Town Grafton						Present Well Owner Village of Grafton			
Subdivision Name						Well ZIP Code 860 Badger Circle			
Reason For Removal From Service						WI Unique Well # of Replacement Well		City of Present Owner Grafton	
								State WI	
								ZIP Code 53024	

3. Filled & Sealed Well / Drillhole / Borehole Information

<input checked="" type="checkbox"/> Monitoring Well <input type="checkbox"/> Water Well <input type="checkbox"/> Borehole / Drillhole		Original Construction Date (mm/dd/yyyy) 09/30/2020	
Construction Type: <input checked="" type="checkbox"/> Drilled <input type="checkbox"/> Driven (Sandpoint) <input type="checkbox"/> Dug <input type="checkbox"/> Other (Specify) _____		If a Well Construction Report is available, please attach.	
Formation Type: <input checked="" type="checkbox"/> Unconsolidated Formation <input type="checkbox"/> Bedrock			
Total Well Depth From Ground Surface (ft) 36.0		Casing Diameter (in.) 1.60	
Lower Drillhole Diameter (in.) 1.6		Casing Depth (ft.) 36.0	
Was well annular space grouted? <input type="checkbox"/> Yes <input type="checkbox"/> No <input type="checkbox"/> Unknown			
If yes, to what depth (feet)?		Depth to Water (feet)	

4. Pump, Liner, Screen, Casing & Sealing Material


Pump and piping removed?	<input type="checkbox"/> Yes	<input type="checkbox"/> No	<input checked="" type="checkbox"/> N/A
Liner(s) removed?	<input checked="" type="checkbox"/> Yes	<input type="checkbox"/> No	<input type="checkbox"/> N/A
Liner(s) perforated?	<input type="checkbox"/> Yes	<input type="checkbox"/> No	<input type="checkbox"/> N/A
Screen removed?	<input checked="" type="checkbox"/> Yes	<input type="checkbox"/> No	<input type="checkbox"/> N/A
Casing left in place?	<input type="checkbox"/> Yes	<input checked="" type="checkbox"/> No	<input type="checkbox"/> N/A
Was casing cut off below surface?	<input type="checkbox"/> Yes	<input type="checkbox"/> No	<input checked="" type="checkbox"/> N/A
Did sealing material rise to surface?	<input checked="" type="checkbox"/> Yes	<input type="checkbox"/> No	<input type="checkbox"/> N/A
Did material settle after 24 hours?	<input type="checkbox"/> Yes	<input checked="" type="checkbox"/> No	<input type="checkbox"/> N/A
If yes, was hole retopped?	<input type="checkbox"/> Yes	<input type="checkbox"/> No	<input checked="" type="checkbox"/> N/A
If bentonite chips were used, were they hydrated with water from a known safe source	<input type="checkbox"/> Yes	<input type="checkbox"/> No	<input checked="" type="checkbox"/> N/A
Required Method of Placing Sealing Material			
<input type="checkbox"/> Conductor Pipe-Gravity		<input type="checkbox"/> Conductor Pipe-Pumped	
<input checked="" type="checkbox"/> Screened & Poured (Bentonite Chips)		<input type="checkbox"/> Other (Explain)	
Sealing Materials			
<input type="checkbox"/> Neat Cement Grout		<input type="checkbox"/> Concrete	
<input type="checkbox"/> Sand-Cement (Concrete) Grout		<input checked="" type="checkbox"/> Bentonite Chips	
For Monitoring Wells and Monitoring Well Boreholes Only:			
<input checked="" type="checkbox"/> Bentonite Chips		<input type="checkbox"/> Bentonite - Cement Grout	
<input type="checkbox"/> Granular Bentonite		<input type="checkbox"/> Bentonite - Sand Slurry	

5. Material Used to Fill Well / Drillhole

	From (ft.)	To (ft.)	No. Yards, Sacks Sealant or Volume (circle one)	Mix Ratio or Mud Weight
Bentonite Chips	Surface	36.0	1 sacks	

6. Comments

7. Supervision of Work **DNR Use Only**

Name of Person or Firm Doing Filling & Sealing Probe Technologies		License #	Date of Filling & Sealing or Verification (mm/dd/yyyy) 09/30/2020	Date Received	Noted By
Street or Route 7781 Pathfinder Lane		Telephone Number 262-470-4768		Comments	
City West Bend	State WI	ZIP Code 53090	Signature of Person Doing Work 	Date Signed 2/1/2021	