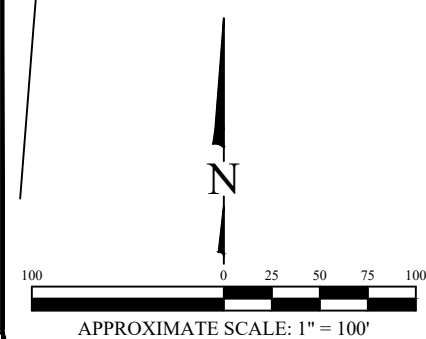


Legend

- Property boundary
- MW-1 Monitoring well
- 865.00 Groundwater elevation contour
- 866.12 Groundwater elevation (feet above mean sea level)
- 70 PCE concentration in monitoring well sample (µg/L)
- PCE in groundwater >10 µg/L

Note:

- PCE = Tetrachloroethene
- Units in micrograms per liter (µg/L)

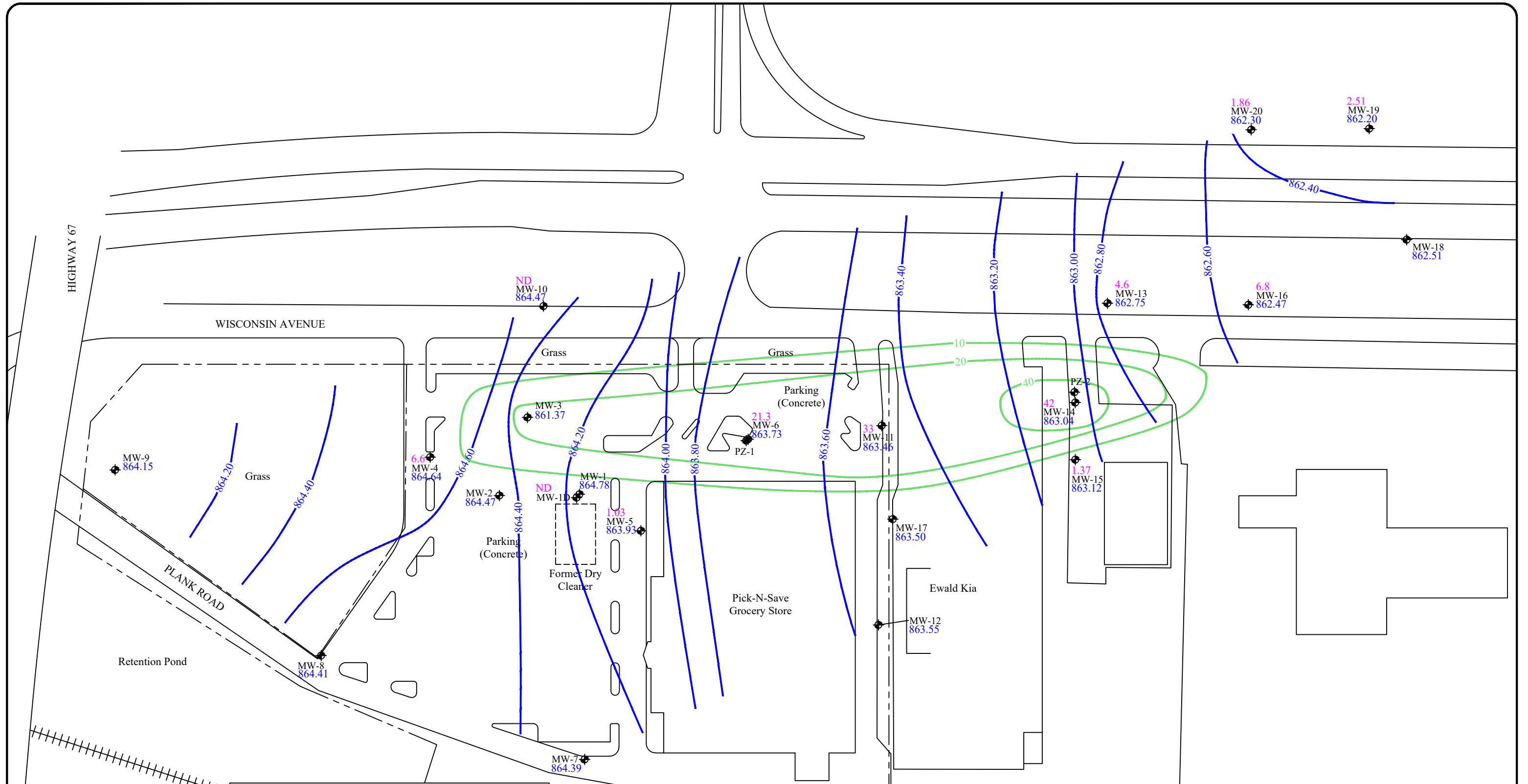


GROUNDWATER FLOW NET WITH PCE ISO-CONCENTRATIONS SEPTEMBER 21, 2020

Martinizing Dry Cleaning
36929 Plank Road
Oconomowoc, WI

Date: 1/13/21		Figure
Designed: EB		1
Drawn: EB		Project
Checked: WF		6143
DWG file: 6143-1766		

825 North Capitol Avenue • Indianapolis, IN 46204
EnviroForensics.com

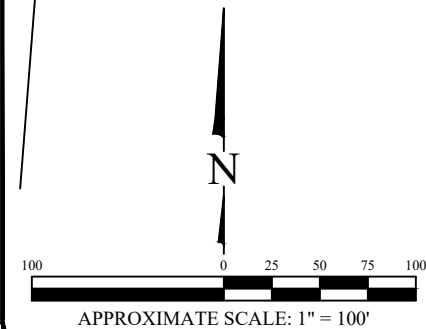


Legend

- Property boundary
- MW-1 Monitoring well
- 865.00 Groundwater elevation contour
- 866.12 Groundwater elevation (feet above mean sea level)
- 70 PCE concentration in monitoring well sample (µg/L)
- PCE in groundwater >10 µg/L

Note:

1. PCE = Tetrachloroethene
2. Units in micrograms per liter (µg/L)



GROUNDWATER FLOW NET WITH PCE ISO-CONCENTRATIONS DECEMBER 21, 2020

Martinizing Dry Cleaning
36929 Plank Road
Oconomowoc, WI

Date:	1/13/21
Designed:	EB
Drawn:	EB
Checked:	WF
DWG file:	6143-1767

Figure	2
Project	6143

825 North Capitol Avenue • Indianapolis, IN 46204
EnviroForensics.com

HIGHWAY 67

VP-3s	12/20/19	9/23/20
PCE	372	8,220
TCE	4.94	<10.7
VP-3d	12/20/19	9/23/20
PCE	948	NS
TCE	13.3	

SG-1s	6/21/13	1/17/18	12/20/19	9/23/20
PCE	20,000	1,260	86.8	276
SG-1d	6/21/13	1/17/18	12/20/19	9/23/20
PCE	80,000	2,440	248	489

Legend

- Property boundary
- MW-1 Monitoring well sample location
- SG-1s/d Nested soil gas sampling point
- SVE-1s/d SVE wells
- VP-1s/d Nested vacuum monitoring point

Analyte	Soil Vapor Risk Screening Level		
	Large Commercial/Industrial ¹	Small Commercial ²	Residential ³
PCE	18,000	6,000	1,400
TCE	880	290	70
Vinyl Chloride	2,800	930	57

- Notes:
- Bolded and orange shaded values exceed the Large Commercial/Industrial Vapor Risk Screening Level
 - Bolded and blue shaded values exceed the Small Commercial Vapor Risk Screening Level
 - Bolded and green shaded values exceed the Residential Vapor Risk Screening Level
 - Bolded values exceed laboratory reporting limits
 - All concentrations reported in reported in micrograms per cubic meter (ug/m³)
 - PCE = Tetrachloroethene
 - TCE = Trichloroethene
 - s = Shallow Soil Gas
 - d = Deep Soil Gas
 - NS = Not sampled
 - ¹ = The Vapor Risk Screening Levels (VRSL's) are based on US EPA's Regional Screening Levels (RSL's) for Large Commercial indoor air with an attenuation factor of 0.01 for soil gas below large commercial/industrial
 - ² = The Vapor Risk Screening Levels (VRSL's) are based on US EPA's Regional Screening Levels (RSL's) for Small Commercial indoor air with an attenuation factor of 0.03 for soil gas below small commercial
 - ³ = The Vapor Risk Screening Levels (VRSL's) are based on US EPA's Regional Screening Levels (RSL's) for Residential indoor air with an attenuation factor of 0.03 for soil gas below residential

WISCONSIN AVENUE

MW-1	1/17/18	9/23/20
PCE	14,700	404
TCE	83.8	23.1
Vinyl Chloride	<12.8	343

SG-6	10/14/20
PCE	2,220

SG-7	10/14/20
PCE	4,570

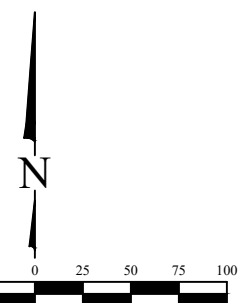
MW-2	1/17/18
PCE	14.8

SG-8	10/14/20
PCE	326

VP-1s	12/20/19	9/23/20
PCE	28.6	1,000
VP-1d	12/20/19	9/23/20
PCE	<3.19	3,130
TCE	<10.7	23.1

SG-2s	6/21/13	1/17/18	12/20/19	9/23/20
PCE	3,600	NS	231	1,320
TCE	120		<10.7	<10.7
SG-2d	6/21/13	1/17/18	12/20/19	9/23/20
PCE	22,000	6,470	1,610	2,360
TCE	<330	<10.7	<10.7	103

SG-3s	6/21/13	1/17/18	12/20/19	9/23/20
PCE	570	NS	<3.19	1,510
TCE	31		<1.07	<1.07
SG-3d	6/21/13	1/17/18	12/20/19	9/23/20
PCE	15,000	1,610	758	2,330
TCE	<170	<10.7	16.7	29.6



APPROXIMATE SCALE: 1" = 100'

SOIL VAPOR ANALYTICAL RESULTS MAP

Martinizing Dry Cleaning
36929 Plank Road
Oconomowoc, WI

Date:	11/3/20
Designed:	EB
Drawn:	EB
Checked:	WF
DWG file:	6143-1751



825 North Capitol Avenue • Indianapolis, IN 46204
EnviroForensics.com

Figure	7
Project	6143

TABLE 1
MONITORING WELL SAMPLE ANALYTICAL RESULTS
Former One Hour Martinizing Cleaners
Oconomowoc, Wisconsin

Monitoring Well ID	Sample Date	Tetrachloroethene	Trichloroethene	cis-1,2-Dichloroethene	trans-1,2-Dichloroethene	Vinyl Chloride	Naphthalene	Methylene Chloride	Chloroform
Preventive Action Limit		0.5	0.5	7	20	0.02	10	0.5	0.6
Enforcement Standard		5	5	70	100	0.2	100	5	6
MW-1	05/08/09	210	0.66 J	<0.96	<0.96	<0.26	<0.26	<0.43	<0.20
	08/28/09	357	1.9 J	<4.2	<4.4	<0.90	<0.90	<0.43	<0.20
	12/03/09	154	<0.96	<0.96	<0.96	<0.26	<0.26	<0.43	<0.20
	03/10/10	229	1.0 J	<0.96	<0.96	<0.26	<0.26	<0.43	<0.20
	06/02/10	140	<0.96	<0.96	<0.96	<0.26	<0.26	<0.43	<0.20
	09/17/10	442	<2.4	<4.2	<4.4	<0.90	<0.90	<2.2	<1.4
	01/07/11	420	2.4	<0.50	<0.50	<0.20	<0.20	<1.0	<0.20
	04/27/11	167	0.58 J	<0.83	<0.89	<0.18	<0.18	<0.43	<0.18
	09/08/11	335	<1.9	<3.3	<3.6	<0.72	<0.72	<1.7	<5.2
	12/19/11	170	0.78 J	<1.0	<1.0	<0.40	<1.3	<1.0	<0.40
	02/28/12	120	0.46 J	<0.50	<0.50	<0.20	<0.20	<1.0	<0.20
	05/24/12	140	0.81	<0.12	<0.25	<0.10	<0.16	<0.68	<0.20
	6/12/2013	120	0.69	<0.12	<0.25	<0.10	<0.16	<0.68	<0.20
	10/2/2013	169	<3.3	<3.8	<3.5	<1.8	<17	<5	<2.8
	1/3/2014	254	<3.3	<3.8	<3.5	<1.8	<17	<5	<2.8
	3/6/2014	267	2.2 J	<1.9	<1.75	<0.9	<8.5	<2.5	<1.4
	5/29/2014	109	<1.65	<1.9	<1.75	<0.9	<8.5	<2.5	<1.4
	10/9/2014	280	2.63	<0.38	<0.35	<0.18	<1.7	<0.5	<0.28
	6/23/2015	78	<2.35	<2.25	<2.7	<0.85	NA	NA	NA
	11/5/2015	82	0.53 J	<0.45	<0.54	<0.17	NA	NA	NA
	10/13/2016	237	1.50	<0.45	<0.54	<0.17	<1.6	<1.3	<0.43
	4/3/2017	205	<2.25	<2.05	<1.75	<0.95	NA	NA	NA
	9/1/2017	340	1.95	<0.41	<0.35	<0.19	NA	NA	NA
	5/18/2018	44	1.38	<0.37	<0.34	<0.2	<2.1	<1.32	<0.26
	8/29/2018	3.2	0.59 J	0.50 J	<0.34	<0.2	<2.1	<1.32	<0.26
	11/28/2018	9.7	7.0	19.5	<0.34	0.76	<2.1	<1.32	<0.26
	3/18/2019	2.7	0.49 J	20.5	<0.34	7.3	<2.1	<1.32	<0.26
6/6/2019	2.03	0.44 J	11.1	<0.34	3.9	<2.1	1.73 J	1.31	
9/4/2019	1.35	0.37 J	6.6	<0.34	2.5	<2.1	5.3	<0.26	
12/12/2019	0.78 J	0.44 J	1.19	<0.34	1.41	NA	NA	NA	
6/16/2020	0.4 J	0.82 J	5.7	<0.37	<0.2	NA	NA	NA	
9/22/2020	<0.33	<0.47	6.6	<0.37	5.4	NA	NA	NA	
MW-1D	08/28/09	7.9	<0.48	<0.83	<0.89	<0.18	<0.18	<0.43	<0.20
	12/03/09	14	<0.48	<0.83	<0.89	<0.18	<0.18	<0.43	<0.20
	03/10/10	3.2	<0.48	<0.83	<0.89	<0.18	<0.18	<0.43	<0.20
	06/02/10	4.2	<0.48	<0.83	<0.89	<0.18	<0.18	<0.43	<0.20
	09/17/10	8.9	<0.48	<0.83	<0.89	<0.18	<0.18	<0.43	<0.20
	01/07/11	2.7	<0.20	<0.50	<0.50	<0.20	<0.20	<1.0	<0.20
	04/27/11	2.9	<0.48	<0.83	<0.89	<0.18	<0.18	<0.43	<0.18
	09/08/11	3.4	<0.48	<0.83	<0.89	<0.18	<0.18	<0.43	<1.3
	12/19/11	2.0	2.0	<0.50	<0.50	<0.20	0.90 J	<1.0	<0.20
	02/27/12	1.8 J	<0.96	<0.50	<0.50	<0.20	<0.20	<1.0	<0.20
	05/22/12	2.5	<0.19	<0.12	<0.25	<0.10	<0.16	<0.68	<0.20
	6/12/2013	4.4	<0.19	8.5	<0.25	<0.10	<0.16	<0.68	<0.20
	10/2/2013	0.91 J	0.37 J	2.08	<0.35	<0.18	<1.7	<0.5	<0.28
	1/3/2014	0.42 J	<0.33	3.8	<0.35	<0.18	<1.7	<0.5	<0.28
	3/6/2014	6.0	1.87	11.3	<0.35	<0.18	<1.7	<0.5	<0.28
	5/29/2014	1.37	0.46 J	0.66 J	<0.35	<0.18	<1.7	<0.5	<0.28
	10/9/2014	0.77 J	<0.33	<0.38	<0.35	<0.18	<1.7	<0.5	<0.28
	6/23/2015	2.33 J	<0.47	<0.45	<0.54	<0.17	NA	NA	NA
	11/5/2015	2.08	0.53 J	1.01 J	<0.54	<0.17	NA	NA	NA
	10/11/2016	0.57 J	<0.47	<0.45	<0.54	<0.17	<1.6	<1.3	<0.43
3/31/2017	<0.48	<0.45	0.85 J	<0.35	<0.19	NA	NA	NA	
9/1/2017	<0.48	<0.45	<0.41	<0.35	<0.19	NA	NA	NA	
5/18/2018	0.66 J	<0.3	<0.37	<0.34	<0.2	<2.1	<1.32	<0.26	
11/28/2018	<0.48	<0.3	0.61 J	<0.34	<0.2	<2.1	<1.32	<0.26	
6/6/2019	0.51 J	<0.3	<0.37	<0.34	<0.2	<2.1	<1.32	<0.26	
12/10/2019	1.1 J	<0.3	<0.37	<0.34	<0.2	NA	NA	NA	
6/16/2020	<0.33	<0.47	<0.39	<0.37	<0.2	NA	NA	NA	
9/22/2020	<0.33	<0.47	<0.39	<0.37	<0.2	NA	NA	NA	
DUP-1	9/22/2020	<0.33	<0.47	<0.39	<0.37	<0.2	NA	NA	NA
	12/21/2020	<0.33	<0.47	<0.39	<0.37	<0.2	<1.1	<1.32	<0.44

TABLE 1
MONITORING WELL SAMPLE ANALYTICAL RESULTS

Former One Hour Martinizing Cleaners
Oconomowoc, Wisconsin

Monitoring Well ID	Sample Date	Tetrachloroethene	Trichloroethene	cis-1,2-Dichloroethene	trans-1,2-Dichloroethene	Vinyl Chloride	Naphthalene	Methylene Chloride	Chloroform
Preventive Action Limit		0.5	0.5	7	20	0.02	10	0.5	0.6
Enforcement Standard		5	5	70	100	0.2	100	5	6
MW-2	08/28/09	14.4	<0.48	<0.83	<0.89	<0.18	<0.18	<0.43	<0.18
	12/03/09	31.1	<0.48	<0.83	<0.89	<0.18	<0.18	<0.43	<0.18
	03/10/10	36.7	<0.48	<0.83	<0.89	<0.18	<0.18	<0.43	<0.18
	06/02/10	24.2	<0.48	<0.83	<0.89	<0.18	<0.18	<0.43	<0.18
	09/17/10	47.8	<0.48	<0.83	<0.89	<0.18	<0.18	<0.43	<0.18
	01/07/11	41	<0.20	<0.50	<0.50	<0.20	<0.20	<1.0	<0.20
	04/27/11	44.1	<0.48	<0.83	<0.89	<0.18	<0.18	<0.43	<0.18
	09/08/11	41.7	<0.48	<0.83	<0.89	<0.18	<0.18	<0.43	<1.3
	12/19/11	51	<0.20	<0.20	<0.20	<0.20	<0.25	<1.0	<0.20
	02/27/12	45	<0.20	<0.20	<0.20	<0.20	<0.25	<1.0	<0.20
	05/23/12	37	<0.19	<0.12	<0.25	<0.10	<0.16	<0.68	<0.20
	6/12/2013	27	<0.19	<0.12	<0.25	<0.10	<0.16	<0.68	<0.20
	10/2/2013	34	<0.33	<0.38	<0.35	<0.18	<1.7	<0.5	<0.28
	1/3/2014	29.8	<0.33	<0.38	<0.35	<0.18	<1.7	<0.5	<0.28
	3/6/2014	37.0	<0.33	<0.38	<0.35	<0.18	<1.7	<0.5	<0.28
	5/29/2014	27.8	<0.33	<0.38	<0.35	<0.18	<1.7	<0.5	<0.28
	10/9/2014	18.5	<0.33	<0.38	<0.35	<0.18	<1.7	<0.5	<0.28
	6/23/2015	16.9	<0.47	<0.45	<0.54	<0.17	NA	NA	NA
	11/5/2015	23	<0.47	<0.45	<0.54	<0.17	NA	NA	NA
	10/13/2016	1.25 J	<0.47	<0.45	<0.54	<0.17	<1.6	<1.3	<0.43
	3/31/2017	<0.48	<0.45	<0.41	<0.35	<0.19	NA	NA	NA
	9/1/2017	1.82	<0.45	<0.41	<0.35	<0.19	NA	NA	NA
	5/18/2018	4.7	<0.3	<0.37	<0.34	<0.2	<2.1	<1.32	<0.26
	8/29/2018	<0.38	<0.3	<0.37	<0.34	<0.2	<2.1	<1.32	<0.26
	11/28/2018	<0.38	<0.3	<0.37	<0.34	<0.2	<2.1	<1.32	<0.26
	3/18/2019	<0.38	<0.3	<0.37	<0.34	<0.2	<2.1	<1.32	<0.26
6/6/2019	<0.38	<0.3	<0.37	<0.34	<0.2	<2.1	<1.32	<0.26	
9/4/2019	<0.38	<0.3	<0.37	<0.34	<0.2	<2.1	<1.32	2.15	
12/10/2019	0.67 J	<0.3	<0.37	<0.34	<0.2	NA	NA	NA	
6/16/2020	0.62 J	<0.47	0.39 J	<0.37	<0.2	NA	NA	NA	
9/21/2020	<0.33	<0.47	<0.39	<0.37	<0.2	NA	NA	NA	
MW-3	08/28/09	49.5	0.68 J	<0.83	<0.89	<0.18	<0.18	<0.43	<0.18
	12/03/09	63.3	1.0	<0.83	<0.89	<0.18	<0.18	<0.43	<0.18
	03/10/10	51.6	0.93 J	<0.83	<0.89	<0.18	<0.18	<0.43	<0.18
	06/02/10	34.2	0.64 J	<0.83	<0.89	<0.18	<0.18	<0.43	<0.18
	09/17/10	96.3	3.6	<0.83	<0.89	<0.18	<0.18	<0.43	<0.18
	01/07/11	83	3.3	<0.64	<0.50	<0.20	<0.20	<1.0	<0.20
	04/27/11	72.9	2.7	<0.83	<0.89	<0.18	<0.18	<0.43	<0.20
	09/08/11	74.4	2.7	<0.83	<0.89	<0.18	<0.18	<0.43	<1.3
	12/19/11	66	1.2 J	<0.50	<0.50	<0.20	<0.25	<1.0	<0.20
	02/28/12	70	1.2 J	<0.20	<0.20	<0.20	<0.25	<0.68	<0.20
	05/23/12	57	1.3	<0.12	<0.25	<0.10	<0.16	<0.68	<0.20
	6/12/2013	52	2.2	<0.12	<0.25	<0.10	<0.16	<0.68	<0.20
	10/2/2013	65	3.5	<0.38	<0.35	<0.18	<1.7	<0.5	<0.28
	1/2/2014	55	1.88	<0.38	<0.35	<0.18	<1.7	<0.5	<0.28
	3/6/2014	68	2.07	<0.38	<0.35	<0.18	<1.7	<0.5	<0.28
	5/29/2014	56	2.22	<0.38	<0.35	<0.18	<1.7	<0.5	<0.28
	10/8/2014	58	1.78	<0.38	<0.35	<0.18	<1.7	<0.5	<0.28
	6/23/2015	64	1.55	<0.45	<0.54	<0.17	NA	NA	NA
	11/4/2015	54	2.06	<0.45	<0.54	<0.17	NA	NA	NA
	10/13/2016	63	1.91	<0.45	<0.54	<0.17	<1.6	<1.3	<0.43
	3/30/2017	62	1.38 J	<0.41	<0.35	<0.19	NA	NA	NA
	9/1/2017	51	1.28 J	<0.41	<0.35	<0.19	NA	NA	NA
	5/18/2018	52	1.23	<0.37	<0.34	<0.2	<2.1	<1.32	<0.26
	8/29/2018	41	0.79 J	<0.37	<0.34	<0.2	<2.1	<1.32	<0.26
	11/27/2018	54	0.89 J	<0.37	<0.34	<0.2	<2.1	<1.32	<0.26
	3/18/2019	44	0.72 J	<0.37	<0.34	<0.2	<2.1	<1.32	<0.26
6/6/2019	47	0.54 J	<0.37	<0.34	<0.2	<2.1	<1.32	<0.26	
9/5/2019	33	0.40 J	<0.37	<0.34	<0.2	<2.1	<1.32	<0.26	
12/10/2019	43	0.57 J	<0.37	<0.34	<0.2	NA	NA	NA	
6/16/2020	37	<0.47	<0.39	<0.37	<0.2	NA	NA	NA	
9/23/2020	21.1	<0.47	<0.39	<0.37	<0.2	NA	NA	NA	
DUP-2	9/23/2020	21.2	<0.47	<0.39	<0.37	<0.2	NA	NA	NA

TABLE 1
MONITORING WELL SAMPLE ANALYTICAL RESULTS
Former One Hour Martinizing Cleaners
Oconomowoc, Wisconsin

Monitoring Well ID	Sample Date	Tetrachloroethene	Trichloroethene	cis-1,2-Dichloroethene	trans-1,2-Dichloroethene	Vinyl Chloride	Naphthalene	Methylene Chloride	Chloroform
Preventive Action Limit		0.5	0.5	7	20	0.02	10	0.5	0.6
Enforcement Standard		5	5	70	100	0.2	100	5	6
MW-4	01/07/11	46	<0.20	<0.50	<0.50	<0.20	<0.20	<1.0	<0.20
	04/27/11	69	<0.48	<0.83	<0.89	<0.18	<0.18	<0.43	<0.20
	09/08/11	29	<0.48	<0.83	<0.89	<0.18	<0.18	<0.43	<1.3
	12/19/11	23	<0.20	<0.50	<0.50	<0.20	<0.25	<1.0	<0.20
	02/27/12	19	<0.20	<0.50	<0.50	<0.20	<0.25	<1.0	<0.20
	05/23/12	35	<0.19	<0.12	<0.25	<0.10	<0.16	<0.68	<0.20
	6/12/2013	30	<0.19	<0.12	<0.25	<0.10	<0.16	<0.68	<0.20
	10/2/2013	53	<0.33	<0.38	<0.35	<0.18	<1.7	<0.5	<0.28
	1/2/2014	19.5	<0.33	<0.38	<0.35	<0.18	<1.7	<0.5	<0.28
	3/5/2014	32.0	<0.33	<0.38	<0.35	<0.18	<1.7	<0.5	<0.28
	5/28/2014	13.3	<0.33	<0.38	<0.35	<0.18	<1.7	<0.5	<0.28
	10/8/2014	12.7	<0.33	<0.38	<0.35	<0.18	<1.7	<0.5	<0.28
	6/23/2015	14.8	<0.47	<0.45	<0.54	<0.17	NA	NA	NA
	11/4/2015	11.8	<0.47	<0.54	<0.45	<0.54	NA	NA	NA
	10/13/2016	17.2	<0.47	<0.54	<0.45	<0.54	<1.6	<1.3	<0.43
	4/3/2017	27.1	<0.45	<0.41	<0.35	<0.19	NA	NA	NA
	9/1/2017	31.4	<0.45	<0.41	<0.35	<0.19	NA	NA	NA
	5/18/2018	30.1	<0.3	<0.37	<0.34	<0.2	<2.1	<1.32	<0.26
	8/29/2018	35	<0.3	<0.37	<0.34	<0.2	<2.1	<1.32	<0.26
	11/27/2018	52	<0.3	<0.37	<0.34	<0.2	<2.1	<1.32	<0.26
	3/18/2019	33	<0.3	<0.37	<0.34	<0.2	<2.1	<1.32	<0.26
	6/6/2019	11.3	<0.3	<0.37	<0.34	<0.2	<2.1	<1.32	<0.26
9/5/2019	11.4	<0.3	<0.37	<0.34	<0.2	<2.1	<1.32	<0.26	
12/10/2019	38	<0.3	<0.37	<0.34	<0.2	NA	NA	NA	
6/16/2020	26.4	<0.47	<0.39	<0.37	<0.2	NA	NA	NA	
9/21/2020	12	<0.47	<0.39	<0.37	<0.2	NA	NA	NA	
12/21/2020	6.6	<0.47	<0.39	<0.37	<0.2	<1.1	<1.32	<0.44	
MW-5	01/07/11	140	0.86	<0.50	<0.50	<0.20	<0.20	<1.0	<0.20
	04/27/11	133	0.77 J	<0.83	<0.89	<0.18	<0.18	<0.61	<1.3
	09/08/11	121	<0.48	<0.83	<0.89	<0.18	<0.18	<0.43	<1.3
	12/19/11	110	0.41 J	<0.50	<0.50	<0.20	<0.50	<1.0	<0.20
	02/28/12	140	0.62 J	<0.50	<0.50	<0.20	<0.50	<1.0	<0.20
	05/23/12	89	0.49 J	<0.12	<0.25	<0.10	<0.16	<0.68	<0.20
	6/12/2013	98	0.58	<0.12	<0.25	<0.10	<0.16	<0.68	<0.20
	10/2/2013	105	0.75 J	<0.38	<0.35	<0.18	<1.7	<0.5	<0.28
	1/3/2014	160	1.34	<0.38	<0.35	<0.18	<1.7	<0.5	<0.28
	3/6/2014	180	1.93	<0.38	<0.35	<0.18	<1.7	<0.5	<0.28
	5/29/2014	162	0.96 J	<0.38	<0.35	<0.18	<1.7	<0.5	<0.28
	10/9/2014	116	1.23	<0.38	<0.35	<0.18	<1.7	<0.5	<0.28
	6/23/2015	152	0.89 J	<0.45	<0.54	<0.17	NA	NA	NA
	11/5/2015	158	<4.7	<4.5	<5.4	<1.7	NA	NA	NA
	10/13/2016	132	0.68	<0.45	<0.54	<0.17	<1.6	<1.3	<0.43
	4/3/2017	67	<0.45	<0.41	<0.35	<0.19	NA	NA	NA
	8/31/2017	68	<0.45	0.43 J	<0.35	<0.19	NA	NA	NA
	5/18/2018	99	<0.3	<0.37	<0.34	<0.2	<2.1	<1.32	<0.26
	8/29/2018	43	<0.3	0.47 J	<0.34	<0.2	<2.1	<1.32	<0.26
	11/28/2018	39	0.58 J	0.61 J	<0.34	<0.2	<2.1	<1.32	<0.26
	3/18/2019	27.2	0.83 J	<0.37	<0.34	<0.2	<2.1	<1.32	<0.26
	6/7/2019	19.5	1.41	<0.37	<0.34	<0.2	<2.1	<1.32	<0.26
9/5/2019	21.6	4.9	0.54 J	<0.34	<0.2	<2.1	<1.32	<0.26	
12/12/2019	17.9	19.5	4.0	<0.34	<0.2	NA	NA	NA	
6/16/2020	6.9	15.3	7.5	<0.37	<0.2	NA	NA	NA	
9/24/2020	6.5	7.4	12.3	<0.37	<0.2	NA	NA	NA	
12/22/2020	1.03	4.6	17	<0.37	<0.2	<1.1	<1.32	<0.44	
DUP-1	12/22/2020	1.09	4.5	16.6	<0.37	<0.2	<1.1	<1.32	<0.44

TABLE 1
MONITORING WELL SAMPLE ANALYTICAL RESULTS

Former One Hour Martinizing Cleaners
Oconomowoc, Wisconsin

Monitoring Well ID	Sample Date	Tetrachloroethene	Trichloroethene	cis-1,2-Dichloroethene	trans-1,2-Dichloroethene	Vinyl Chloride	Naphthalene	Methylene Chloride	Chloroform
Preventive Action Limit		0.5	0.5	7	20	0.02	10	0.5	0.6
Enforcement Standard		5	5	70	100	0.2	100	5	6
MW-6	01/07/11	41	0.38	<0.50	<0.50	<0.20	<0.20	<1.0	<0.20
	04/27/11	47.3	<0.48	<0.83	<0.89	<0.18	<0.18	<0.43	<0.20
	09/08/11	39.2	<0.48	<0.83	<0.89	<0.18	<0.18	<0.43	<1.3
	12/19/11	43	0.27 J	<0.50	<0.50	<0.20	<0.25	<1.0	<0.20
	02/28/12	36	0.21 J	<0.50	<0.50	<0.20	<0.25	<1.0	<0.20
	05/23/12	27	<0.19	<0.12	<0.25	<0.10	<0.16	<0.68	<0.20
	6/11/2013	19	<0.19	<0.12	<0.25	<0.10	<0.16	<0.68	<0.20
	10/1/2013	28.8	0.34 J	<0.38	<0.35	<0.18	<1.7	<0.5	<0.28
	1/3/2014	36	0.71 J	<0.38	<0.35	0.21 J	<1.7	<0.5	<0.28
	3/6/2014	33	<0.33	<0.38	<0.35	<0.18	<1.7	<0.5	<0.28
	5/29/2014	40	0.51 J	<0.38	<0.35	<0.18	<1.7	<0.5	<0.28
	10/9/2014	34	0.37 J	<0.38	<0.35	<0.18	<1.7	<0.5	<0.28
	6/23/2015	45	<0.47	<0.45	<0.54	<0.17	NA	NA	NA
	11/5/2015	36	<0.47	<0.45	<0.54	<0.17	NA	NA	NA
	10/13/2016	26.3	<0.47	<0.45	<0.54	<0.17	<1.6	<1.3	<0.43
	4/3/2017	29.8	<0.45	<0.41	<0.35	<0.19	NA	NA	NA
	9/1/2017	22.2	<0.45	<0.41	<0.35	<0.19	NA	NA	NA
	5/18/2018	55	0.62 J	<0.37	<0.34	<0.2	<2.1	<1.32	<0.26
	8/29/2018	27	<0.3	<0.37	<0.34	<0.2	<2.1	<1.32	<0.26
	11/27/2018	36	<0.3	<0.37	<0.34	<0.2	<2.1	<1.32	<0.26
	3/18/2019	35	<0.3	<0.37	<0.34	<0.2	<2.1	<1.32	<0.26
	6/6/2019	29.5	<0.3	<0.37	<0.34	<0.2	<2.1	<1.32	<0.26
9/5/2019	22.8	<0.3	<0.37	<0.34	<0.2	<2.1	<1.32	<0.26	
12/12/2019	25.1	<0.3	<0.37	<0.34	<0.2	NA	NA	NA	
6/16/2020	24.4	1.57	<0.39	<0.37	<0.2	NA	NA	NA	
9/22/2020	21.4	1.07 J	<0.39	<0.37	<0.2	NA	NA	NA	
12/22/2020	21.3	2.7	<0.39	<0.37	<0.2	<1.1	<1.32	<0.44	
MW-7	01/07/11	<0.50	<0.20	<0.50	<0.50	<0.20	<0.20	<1.0	<0.20
	04/27/11	<0.45	<0.48	<0.83	<0.89	<0.18	<0.18	<0.43	<0.20
	09/08/11	<0.45	<0.48	<0.83	<0.89	<0.18	<0.18	<0.43	<1.3
	12/19/11	<0.45	<0.48	<0.83	<0.89	<0.18	<0.18	<1.0	0.47 J
	02/27/12	<0.45	<0.48	<0.83	<0.89	<0.18	<0.18	<1.0	0.49 J
	05/22/12	<0.17	<0.19	<0.12	<0.25	<0.10	<0.16	<0.68	<0.20
	6/11/2013	<0.17	<0.19	<0.12	<0.25	<0.10	<0.16	<0.68	<0.20
	10/2/2013	<0.33	<0.33	<0.38	<0.35	<0.18	<1.7	<0.5	<0.28
	1/3/2014	<0.33	<0.33	<0.38	<0.35	<0.18	<1.7	<0.5	<0.28
	3/5/2014	<0.33	<0.33	<0.38	<0.35	<0.18	<1.7	<0.5	<0.28
	5/28/2014	<0.33	<0.33	<0.38	<0.35	<0.18	<1.7	<0.5	<0.28
	10/9/2014	<0.33	<0.33	<0.38	<0.35	<0.18	<1.7	<0.5	<0.28
	6/23/2015	<0.74	<0.47	<0.45	<0.54	<0.17	NA	NA	NA
	11/5/2015	<0.49	<0.47	<0.45	<0.54	<0.17	NA	NA	NA
10/10/2016	<0.49	<0.47	<0.45	<0.54	<0.17	<1.6	<1.3	<0.43	
3/30/2017	0.55 J	<0.45	<0.41	<0.35	<0.19	NA	NA	NA	
8/31/2017	<0.48	<0.45	<0.41	<0.35	<0.19	NA	NA	NA	
12/10/2019	<0.38	<0.3	<0.37	<0.34	<0.2	NA	NA	NA	
MW-8	6/11/2013	1.3	<0.19	<0.12	<0.25	<0.10	<0.16	<0.68	<0.20
	10/1/2013	1.52	<0.33	<0.38	<0.35	<0.18	<1.7	<0.5	<0.28
	1/2/2014	1.11	<0.33	<0.38	<0.35	<0.18	<1.7	<0.5	<0.28
	3/5/2014	1.67	<0.33	<0.38	<0.35	<0.18	<1.7	<0.5	<0.28
	5/28/2014	0.33 J	<0.33	<0.38	<0.35	<0.18	<1.7	<0.5	<0.28
	10/9/2014	1.4	<0.33	<0.38	<0.35	<0.18	<1.7	<0.5	<0.28
	6/23/2015	2.12 J	<0.47	<0.45	<0.54	<0.17	NA	NA	NA
	11/4/2015	2.5	<0.47	<0.45	<0.54	<0.17	NA	NA	NA
	10/11/2016	3.01	<0.47	<0.45	<0.54	<0.17	<1.6	<1.3	<0.43
	3/31/2017	2.02	<0.45	<0.41	<0.35	<0.19	NA	NA	NA
	8/31/2017	3.00	<0.45	<0.41	<0.35	<0.19	NA	NA	NA
	12/9/2019	3.20	<0.3	<0.37	<0.34	<0.2	NA	NA	NA
6/17/2020	3.15	<0.47	<0.39	<0.37	<0.2	NA	NA	NA	
9/22/2020	2.66	<0.47	<0.39	<0.37	<0.2	NA	NA	NA	

TABLE 1
MONITORING WELL SAMPLE ANALYTICAL RESULTS

Former One Hour Martinizing Cleaners
Oconomowoc, Wisconsin

Monitoring Well ID	Sample Date	Tetrachloroethene	Trichloroethene	cis-1,2-Dichloroethene	trans-1,2-Dichloroethene	Vinyl Chloride	Naphthalene	Methylene Chloride	Chloroform
Preventive Action Limit		0.5	0.5	7	20	0.02	10	0.5	0.6
Enforcement Standard		5	5	70	100	0.2	100	5	6
MW-9	6/11/2013	<0.17	<0.19	<0.12	<0.25	<0.10	<0.16	<0.68	<0.20
	10/1/2013	<0.33	<0.33	<0.38	<0.35	<0.18	<1.7	<0.5	<0.28
	1/2/2014	<0.33	<0.33	<0.38	<0.35	<0.18	<1.7	<0.5	<0.28
	3/5/2014	<0.33	<0.33	<0.38	<0.35	<0.18	<1.7	<0.5	<0.28
	5/28/2014	<0.33	<0.33	<0.38	<0.35	<0.18	<1.7	<0.5	<0.28
	10/8/2014	<0.33	<0.33	<0.38	<0.35	<0.18	<1.7	<0.5	<0.28
	6/22/2015	<0.74	<0.47	<0.45	<0.54	<0.17	NA	NA	NA
	11/4/2015	<0.49	<0.47	<0.45	<0.54	<0.17	NA	NA	NA
	10/10/2016	<0.49	<0.47	<0.45	<0.54	<0.17	<1.6	<1.3	<0.43
	3/30/2017	<0.48	<0.45	<0.41	<0.35	<0.19	NA	NA	NA
	9/1/2017	<0.48	<0.45	<0.41	<0.35	<0.19	NA	NA	NA
12/9/2019	<0.38	<0.3	<0.37	<0.34	<0.2	NA	NA	NA	
6/17/2020	<0.33	<0.47	<0.39	<0.37	<0.2	NA	NA	NA	
MW-10	6/11/2013	<0.17	<0.19	<0.12	<0.25	<0.10	<0.16	<0.68	<0.20
	10/1/2013	<0.33	<0.33	<0.38	<0.35	<0.18	<1.7	<0.5	<0.28
	1/2/2014	<0.33	<0.33	<0.38	<0.35	<0.18	<1.7	<0.5	<0.28
	3/5/2014	<0.33	<0.33	<0.38	<0.35	<0.18	<1.7	<0.5	<0.28
	5/28/2014	<0.33	<0.33	<0.38	<0.35	<0.18	<1.7	<0.5	<0.28
	10/9/2014	<0.33	<0.33	<0.38	<0.35	<0.18	<1.7	<0.5	<0.28
	6/23/2015	<0.74	<0.47	<0.45	<0.54	<0.17	NA	NA	NA
	11/4/2015	<0.49	<0.47	<0.45	<0.54	<0.17	NA	NA	NA
	10/10/2016	<0.49	<0.47	<0.45	<0.54	<0.17	<1.6	<1.3	<0.43
	3/30/2017	<0.48	<0.45	<0.41	<0.35	<0.19	NA	NA	NA
	9/1/2017	<0.48	<0.45	<0.41	<0.35	<0.19	NA	NA	NA
	12/10/2019	<0.38	<0.3	<0.37	<0.34	<0.2	NA	NA	NA
12/21/2020	<0.33	<0.47	<0.39	<0.37	<0.2	<1.1	<1.32	<0.44	
MW-11	6/11/2013	12	<0.19	<0.12	<0.25	<0.10	<0.16	<0.68	<0.20
	10/1/2013	30.4	<0.33	<0.38	<0.35	<0.18	<1.7	<0.5	<0.28
	1/3/2014	38	<0.33	<0.38	<0.35	<0.18	<1.7	<0.5	<0.28
	3/5/2014	34	<0.33	<0.38	<0.35	<0.18	<1.7	<0.5	<0.28
	5/29/2014	34	<0.33	<0.38	<0.35	<0.18	<1.7	<0.5	<0.28
	10/8/2014	25	<0.33	<0.38	<0.35	<0.18	<1.7	<0.5	<0.28
	6/22/2015	24	<0.47	<0.45	<0.54	<0.17	NA	NA	NA
	11/6/2015	12.6	<0.47	<0.45	<0.54	<0.17	NA	NA	NA
	10/13/2016	23.5	<0.47	<0.45	<0.54	<0.17	<1.6	<1.3	<0.43
	4/3/2017	23.8	<0.45	<0.41	<0.35	<0.19	NA	NA	NA
	9/1/2017	14.5	0.48 J	<0.41	<0.35	<0.19	NA	NA	NA
	5/18/2018	20.6	0.35 J	0.76 J	<0.34	<0.2	<2.1	<1.32	<0.26
	8/29/2018	26.9	<0.3	<0.37	<0.34	<0.2	<2.1	<1.32	<0.26
	11/27/2018	<0.38	<0.3	<0.37	<0.34	<0.2	<2.1	<1.32	<0.26
	3/18/2019	1.37	<0.3	0.46 J	<0.34	<0.2	<2.1	<1.32	<0.26
	6/6/2019	4.1	<0.3	<0.37	<0.34	<0.2	<2.1	<1.32	<0.26
	9/4/2019	8.7	<0.3	<0.37	<0.34	<0.2	<2.1	<1.32	<0.26
12/11/2019	47	0.45 J	<0.37	<0.34	<0.2	NA	NA	NA	
6/17/2020	18.8	<0.47	<0.39	<0.37	<0.2	NA	NA	NA	
9/22/2020	22.3	<0.47	<0.39	<0.37	<0.2	NA	NA	NA	
12/23/2020	33	<0.47	0.48 J	<0.37	<0.2	<1.1	<1.32	<0.44	
DUP-2	12/23/2020	38	<0.47	<0.39	<0.37	<0.2	<1.1	<1.32	<0.44
MW-12	6/11/2013	<0.17	<0.19	<0.12	<0.25	<0.10	<0.16	<0.68	<0.20
	10/1/2013	<0.33	<0.33	<0.38	<0.35	<0.18	<1.7	<0.5	<0.28
	1/3/2014	<0.33	<0.33	<0.38	<0.35	<0.18	<1.7	<0.5	<0.28
	3/6/2014	<0.33	<0.33	<0.38	<0.35	<0.18	<1.7	<0.5	<0.28
	5/28/2014	<0.33	<0.33	<0.38	<0.35	<0.18	<1.7	<0.5	<0.28
	10/8/2014	<0.33	<0.33	<0.38	<0.35	<0.18	<1.7	<0.5	<0.28
	6/22/2015	<0.74	<0.47	<0.45	<0.54	<0.17	NA	NA	NA
	11/5/2015	<0.49	<0.47	<0.45	<0.54	<0.17	NA	NA	NA
	10/10/2016	<0.49	<0.47	<0.45	<0.54	<0.17	<1.6	<1.3	<0.43
	3/30/2017	<0.48	<0.45	<0.41	<0.35	<0.19	NA	NA	NA
	9/1/2017	<0.48	<0.45	<0.41	<0.35	<0.19	NA	NA	NA
	12/10/2019	0.47 J	<0.3	<0.37	<0.34	<0.2	NA	NA	NA
6/16/2020	<0.33	<0.47	<0.39	<0.37	<0.2	NA	NA	NA	

TABLE 1
MONITORING WELL SAMPLE ANALYTICAL RESULTS

Former One Hour Martinizing Cleaners
Oconomowoc, Wisconsin

Monitoring Well ID	Sample Date	Tetrachloroethene	Trichloroethene	cis-1,2-Dichloroethene	trans-1,2-Dichloroethene	Vinyl Chloride	Naphthalene	Methylene Chloride	Chloroform
Preventive Action Limit		0.5	0.5	7	20	0.02	10	0.5	0.6
Enforcement Standard		5	5	70	100	0.2	100	5	6
MW-13	1/3/2014	1.15	<0.33	<0.38	<0.35	<0.18	<1.7	<0.5	<0.28
	3/5/2014	1.27	<0.33	<0.38	<0.35	<0.18	<1.7	<0.5	<0.28
	5/29/2014	1.73	<0.33	<0.38	<0.35	<0.18	<1.7	<0.5	<0.28
	10/9/2014	1.20	<0.33	<0.38	<0.35	<0.18	<1.7	<0.5	<0.28
	4/15/2015	2.57	<0.47	<0.45	<0.54	<0.17	NA	NA	NA
	6/22/2015	3.90	<0.47	<0.45	<0.54	<0.17	NA	NA	NA
	8/3/2015	2.8	<0.47	<0.45	<0.54	<0.17	NA	NA	NA
	11/6/2015	3.7	<0.47	<0.45	<0.54	<0.17	NA	NA	NA
	10/11/2016	5.2	<0.47	<0.45	<0.54	<0.17	<1.6	<1.3	<0.43
	3/31/2017	9.6	<0.45	<0.41	<0.35	<0.19	NA	NA	NA
	8/31/2017	2.3	<0.45	<0.41	<0.35	<0.19	NA	NA	NA
	12/11/2019	5.6	<0.3	<0.37	<0.34	<0.2	NA	NA	NA
	6/17/2020	7.4	<0.47	<0.39	<0.37	<0.2	NA	NA	NA
9/24/2020	8.9	<0.47	0.4	<0.37	<0.2	NA	NA	NA	
12/23/2020	4.6	<0.47	<0.39	<0.37	<0.2	<1.1	<1.32	<0.44	
MW-14	4/15/2015	10.5	<0.47	<0.45	<0.54	<0.17	NA	NA	NA
	6/22/2015	12.6	<0.47	<0.45	<0.54	<0.17	NA	NA	NA
	8/3/2015	6.7	<0.47	<0.45	<0.54	<0.17	NA	NA	NA
	11/6/2015	12.2	<0.47	<0.45	<0.54	<0.17	NA	NA	NA
	10/11/2016	29.9	<0.47	<0.45	<0.54	<0.17	<1.6	<1.3	<0.43
	3/30/2017	45	<0.45	<0.41	<0.35	<0.19	NA	NA	NA
	8/31/2017	26.6	<0.45	<0.41	<0.35	<0.19	NA	NA	NA
	5/17/2018	40	0.35 J	<0.37	<0.34	<0.2	<2.1	<1.32	<0.26
	11/27/2018	44	0.34 J	<0.37	<0.34	<0.2	<2.1	<1.32	<0.26
	9/5/2019	34	<0.3	<0.37	<0.34	<0.2	<2.1	<1.32	<0.26
	12/11/2019	38	<0.3	<0.37	<0.34	<0.2	NA	NA	NA
	6/16/2020	44	<0.47	<0.39	<0.37	<0.2	NA	NA	NA
	9/22/2020	52	<0.47	<0.39	<0.37	<0.2	NA	NA	NA
12/22/2020	42	<0.47	<0.39	<0.37	<0.2	<1.1	<1.32	<0.44	
MW-15	4/15/2015	2.97	<0.47	<0.45	<0.54	<0.17	NA	NA	NA
	6/22/2015	10.7	<0.47	<0.45	<0.54	<0.17	NA	NA	NA
	8/3/2015	3.2	<0.47	<0.45	<0.54	<0.17	NA	NA	NA
	11/6/2015	8.2	<0.47	<0.45	<0.54	<0.17	NA	NA	NA
	10/11/2016	7.4	<0.47	<0.45	<0.54	<0.17	<1.6	<1.3	<0.43
	3/31/2017	9.2	<0.45	<0.41	<0.35	<0.19	NA	NA	NA
	8/31/2017	6.1	<0.45	<0.41	<0.35	<0.19	NA	NA	NA
	12/11/2019	15.7	<0.3	<0.37	<0.34	<0.2	NA	NA	NA
	6/16/2020	16.4	<0.47	<0.39	<0.37	<0.2	NA	NA	NA
	9/24/2020	17.8	<0.47	<0.37	<0.37	<0.2	NA	NA	NA
12/22/2020	1.37	<0.47	<0.39	<0.37	<0.2	<1.1	<1.32	<0.44	
MW-16	8/3/2015	2.99	<0.47	<0.45	<0.54	<0.17	NA	NA	NA
	11/6/2015	4.6	<0.47	<0.45	<0.54	<0.17	NA	NA	NA
	10/11/2016	11.1	<0.47	<0.45	<0.54	<0.17	<1.6	<1.3	<0.43
	3/31/2017	28.1	<0.45	<0.41	<0.35	<0.19	NA	NA	NA
	8/31/2017	5.8	<0.45	<0.41	<0.35	<0.19	NA	NA	NA
	5/17/2018	20.6	<0.3	<0.37	<0.32	<0.2	<2.1	<1.32	<0.26
	11/27/2018	8.9	<0.3	<0.37	<0.32	<0.2	<2.1	<1.32	<0.26
	9/5/2019	14.9	<0.3	<0.37	<0.32	<0.2	<2.1	<1.32	<0.26
	12/11/2019	6.3	<0.3	<0.37	<0.34	<0.2	NA	NA	NA
	6/17/2020	14.6	<0.47	<0.39	<0.37	<0.2	NA	NA	NA
	9/24/2020	18.1	<0.47	<0.39	<0.37	<0.2	NA	NA	NA
12/23/2020	6.8	<0.47	<0.39	<0.37	<0.2	<1.1	<1.32	<0.44	
MW-17	8/3/2015	8.4	<0.47	<0.45	<0.54	<0.17	NA	NA	NA
	11/5/2015	11.1	<0.47	<0.45	<0.54	<0.17	NA	NA	NA
	10/13/2016	7.4	<0.47	<0.45	<0.54	<0.17	<1.6	<1.3	<0.43
	3/31/2017	13.1	<0.45	<0.41	<0.35	<0.19	NA	NA	NA
	9/1/2017	1.57	<0.45	<0.41	<0.35	<0.19	NA	NA	NA
	12/10/2019	6.8	<0.3	<0.37	<0.34	<0.2	NA	NA	NA
	6/17/2020	8.0	<0.47	<0.39	<0.37	<0.2	NA	NA	NA
9/22/2020	7.8	<0.47	<0.39	<0.37	<0.2	NA	NA	NA	

TABLE 1
MONITORING WELL SAMPLE ANALYTICAL RESULTS

Former One Hour Martinizing Cleaners
Oconomowoc, Wisconsin

Monitoring Well ID	Sample Date	Tetrachloroethene	Trichloroethene	cis-1,2-Dichloroethene	trans-1,2-Dichloroethene	Vinyl Chloride	Naphthalene	Methylene Chloride	Chloroform
Preventive Action Limit		0.5	0.5	7	20	0.02	10	0.5	0.6
Enforcement Standard		5	5	70	100	0.2	100	5	6
MW-18	8/31/2017	<0.48	<0.45	<0.41	<0.35	<0.19	NA	NA	NA
	5/17/2018	2.3	<0.3	<0.37	<0.34	<0.2	<2.1	<1.32	<0.26
	12/9/2019	<0.38	<0.3	<0.37	<0.34	<0.2	NA	NA	NA
	6/17/2020	<0.33	<0.47	<0.39	<0.37	<0.2	NA	NA	NA
	9/23/2020	<0.33	<0.47	<0.39	<0.37	<0.2	NA	NA	NA
MW-19	8/31/2017	2.44	<0.45	<0.41	<0.35	<0.19	NA	NA	NA
	11/27/2018	2.9	<0.3	<0.37	<0.34	<0.2	<2.1	<1.32	<0.26
	9/4/2019	2.16	<0.3	<0.37	<0.34	<0.2	<2.1	<1.32	<0.26
	12/11/2019	2.7	<0.3	<0.37	<0.34	<0.2	NA	NA	NA
	6/17/2020	2.99	<0.47	<0.39	<0.37	<0.2	NA	NA	NA
	9/24/2020	3.2	<0.47	<0.39	<0.37	<0.2	NA	NA	NA
	12/22/2020	2.51	<0.47	<0.39	<0.37	<0.2	<1.1	<1.32	<0.44
MW-20	8/31/2017	2.32	<0.45	<0.41	<0.35	<0.19	NA	NA	NA
	5/17/2018	0.68 J	<0.3	<0.37	<0.32	<0.2	<2.1	<1.32	<0.26
	11/27/2018	1.53	<0.3	<0.37	<0.32	<0.2	<2.1	<1.32	<0.26
	9/4/2019	1.3	<0.3	<0.37	<0.32	<0.2	<2.1	<1.32	<0.26
	12/9/2019	1.7	<0.3	<0.37	<0.34	<0.2	NA	NA	NA
	6/17/2020	1.57	<0.47	<0.39	<0.37	<0.2	NA	NA	NA
	9/24/2020	1.86	<0.47	<0.39	<0.37	<0.2	NA	NA	NA
	12/22/2020	1.86	<0.47	<0.39	<0.37	<0.2	<1.1	<1.32	<0.44
PZ-1	1/3/2014	8.9	<0.33	<0.38	<0.35	0.26 J	<1.7	<0.5	<0.28
	3/6/2014	8.5	<0.33	<0.38	<0.35	<0.18	<1.7	<0.5	<0.28
	5/29/2014	6.3	<0.33	<0.38	<0.35	<0.18	<1.7	<0.5	<0.28
	10/9/2014	7.1	<0.33	<0.38	<0.35	<0.18	<1.7	<0.5	<0.28
	4/15/2015	<0.74	<0.33	<0.38	<0.35	<0.18	<1.7	<0.5	<0.28
	6/23/2015	10.6	<0.47	<0.45	<0.54	<0.17	NA	NA	NA
	11/5/2015	9.8	<0.47	<0.45	<0.54	<0.17	NA	NA	NA
	10/11/2016	11.4	<0.47	<0.45	<0.54	<0.17	<1.6	<1.3	<0.43
	4/3/2017	17.8	<0.45	<0.41	<0.35	<0.19	NA	NA	NA
	9/1/2017	10.8	<0.45	<0.41	<0.35	<0.19	NA	NA	NA
	12/12/2019	6.6	<0.3	<0.37	<0.34	<0.2	NA	NA	NA
	6/16/2020	7.9	<0.47	<0.39	<0.37	<0.2	NA	NA	NA
	9/22/2020	9.1	<0.47	<0.39	<0.37	<0.2	NA	NA	NA
PZ-2	4/15/2015	<0.74	<0.47	<0.45	<0.54	<0.17	NA	NA	NA
	6/23/2015	<0.74	<0.47	<0.45	<0.54	<0.17	NA	NA	NA
	8/3/2015	<0.74	<0.47	<0.45	<0.54	<0.17	NA	NA	NA
	11/6/2015	<0.49	<0.47	<0.45	<0.54	<0.17	NA	NA	NA
	10/11/2016	<0.49	<0.47	<0.45	<0.54	<0.17	<1.6	<1.3	<0.43
	3/30/2017	<0.48	<0.45	<0.41	<0.35	<0.19	NA	NA	NA
	8/31/2017	<0.48	<0.45	<0.41	<0.35	<0.19	NA	NA	NA
	12/11/2019	<0.38	<0.3	<0.37	<0.34	<0.2	NA	NA	NA
	6/16/2020	<0.33	<0.47	<0.39	<0.37	<0.2	NA	NA	NA

Notes:

Samples analyzed using EPA SW-846 Method 8260

All concentrations reported in units of micrograms per liter (µg/L)

Bolded and orange shaded values are above Public Health Enforcement Standards

Bolded and blue shaded values are above Public Health Preventive Action Limits

J = Estimated concentration between the laboratory Method Detection Limit and Reporting Limit

NA = Not Analyzed

TABLE 2
GROUNDWATER GEOCHEMICAL DATA SUMMARY
Former One Hour Martinizing Cleaners
Oconomowoc, Wisconsin

Monitoring Well Identification	Sample Date	Injection Pre/Post	Tetrachloroethene	Trichloroethene	cis-1,2-Dichloroethene	trans-1,2-Dichloroethene	Vinyl chloride	Dissolved Gases			Dehalococcoides (DHC)				Field-Measured Parameters						
								Ethane	Ethene	Methane	DHC	teeA Reductase	BAVI Vinyl Chloride Reductase	Vinyl Chloride Reductase	Temperature	pH	Specific Conductance	Oxidation-Reduction Potential	Turbidity	Dissolved Oxygen	
Units			µg/L	µg/L	µg/L	µg/L	µg/L	µg/L	µg/L	µg/L	µg/L	µg/L	µg/L	µg/L	µg/L	µg/L	µg/L	µg/L	µg/L	µg/L	µg/L
MW-1	10/13/2016	Pre	237	1.50	<0.45	<0.54	<0.17	<0.5	<0.5	<1	--	--	--	--	14.92	7.36	--	224	8.9	5.93	
	4/3/2017		205	<2.25	<2.05	<1.75	<0.95	--	--	--	--	--	--	--	11.89	7.10	5.68	260	0.0	4.69	
	9/1/2017		340	1.95	<0.41	<0.35	<0.19	--	--	--	--	--	--	--	15.99	7.38	9.97	108	203	6.22	
	*5/18/2018		44	1.38	<0.37	<0.34	<0.2	--	--	--	--	--	--	--	15.51	8.03	4.56	62	--	5.08	
	8/29/2018	Post	3.2	0.59 J	0.50 J	<0.34	<0.2	1.15 J	6.44	47.6	--	--	--	--	16.67	5.48	20.2	-58	0.0	0.00	
	11/28/2018		9.7	7.0	19.5	<0.34	0.8	<2.5	3.67	3,420	52.8	468	<2.60	506	8.43	6.30	9.10	-109	413	0.00	
	3/18/2019		2.7	0.49 J	20.5	<0.34	7.3	--	--	--	--	--	--	--	11.38	6.66	4.97	-107	263	0.00	
	6/7/2019		2.03	0.44 J	11.1	<0.34	3.9	0.894 J	<0.5	7,460	--	--	--	--	21.66	6.54	3.02	-78	214	3.83	
	12/12/2019		0.78 J	0.44 J	1.19	<0.34	1.41	<25	<25	11,400	1,750	934	<3.60	434	9.66	6.32	3.59	-96	914	0.82	
	6/16/2020		0.4 J	0.82 J	5.7	<0.37	<0.2	<5	<5	6,760	--	--	--	--	20.27	6.60	6.27	-76	452	0.48	
9/22/2020	<0.33	<0.47	6.6	<0.37	5.40	<0.5	<0.5	12,800	--	--	--	--	16.81	6.92	4.53	31	110	0.53			
MW-1d	10/11/2016	Pre	0.57 J	<0.47	<0.45	<0.54	<0.17	<0.5	<0.5	<1	--	--	--	--	21.19	7.40	--	-66	39.8	0.09	
	3/31/2017		<0.48	<0.45	0.85 J	<0.35	<0.19	--	--	--	--	--	--	--	9.19	7.13	--	99	65.7	5.26	
	9/1/2017		<0.48	<0.45	<0.41	<0.35	<0.19	--	--	--	--	--	--	--	14.86	7.32	0.96	-30	218	2.56	
	5/18/2018		0.66 J	<0.3	<0.37	<0.34	<0.2	--	--	--	--	--	--	--	13.54	7.64	0.85	-1	0.0	3.81	
	11/28/2018	Post	<0.38	<0.3	0.61 J	<0.34	<0.2	--	--	--	--	--	--	--	10.88	7.47	1.17	-20	66.6	0.64	
	6/6/2019		0.51	<0.3	<0.37	<0.34	<0.2	--	--	--	--	--	--	--	16.46	7.33	1.27	-40	54.2	1.88	
	6/16/2020		<0.33	<0.47	<0.39	<0.37	<0.2	--	--	--	--	--	--	--	21.93	6.98	1.73	49	53.0	1.75	
	9/22/2020		<0.33	<0.47	<0.39	<0.37	<0.2	--	--	--	--	--	--	--	17.66	7.41	1.09	170	125	0.85	
	9/22/2020		DUP-1	<0.33	<0.47	<0.39	<0.37	<0.2	--	--	--	--	--	--	--	--	--	--	--	--	--
12/21/2020	<0.33	<0.47	<0.39	<0.37	<0.2	--	--	--	--	--	--	--	11.29	8.29	1.66	73.7	5.1	2.06			
MW-2	10/13/2016	Pre	1.25 J	<0.47	<0.45	<0.54	<0.17	--	--	--	--	--	--	--	15.69	7.28	--	213	78.4	2.74	
	3/31/2017		<0.48	<0.45	<0.41	<0.35	<0.19	--	--	--	--	--	--	--	9.91	6.52	--	293	74.9	3.22	
	9/1/2017		1.82	<0.45	<0.41	<0.35	<0.19	--	--	--	--	--	--	--	18.63	7.13	9.03	8	230	4.52	
	5/18/2018		4.7	<0.3	<0.37	<0.34	<0.2	--	--	--	--	--	--	--	15.51	8.03	4.56	62	--	5.06	
	8/29/2018	Post	<0.38	<0.3	<0.37	<0.34	<0.2	--	--	--	--	--	--	--	15.66	6.64	22.6	-120	43.5	0.00	
	11/28/2018		<0.38	<0.3	<0.37	<0.34	<0.2	--	--	--	--	--	--	--	11.75	7.40	12.6	-148	223	0.00	
	3/18/2019		<0.38	<0.3	<0.37	<0.34	<0.2	--	--	--	--	--	--	--	11.54	7.14	10.8	-140	48.3	0.00	
	6/6/2019		<0.38	<0.3	<0.37	<0.34	<0.2	--	--	--	--	--	--	--	19.98	7.08	11.0	-93	26.6	0.37	
	6/16/2020		0.62 J	<0.47	0.39 J	<0.37	<0.2	<0.5	<0.5	400	--	--	--	--	15.45	6.91	12.6	-57	426	0.21	
9/21/2020	<0.33	<0.47	<0.39	<0.37	<0.2	--	--	--	--	--	--	--	17.89	7.25	9.91	236	96.5	2.12			

TABLE 2
GROUNDWATER GEOCHEMICAL DATA SUMMARY
Former One Hour Martinizing Cleaners
Oconomowoc, Wisconsin

Monitoring Well Identification	Sample Date	Injection Pre/Post	Tetrachloroethene	Trichloroethene	cis-1,2-Dichloroethene	trans-1,2-Dichloroethene	Vinyl chloride	Dissolved Gases			Dehalococcoides (DHC)				Field-Measured Parameters						
								Ethane	Ethene	Methane	DHC	teeA Reductase	BAV1 Vinyl Chloride Reductase	Vinyl Chloride Reductase	Temperature	pH	Specific Conductance	Oxidation-Reduction Potential	Turbidity	Dissolved Oxygen	
Units			µg/L	µg/L	µg/L	µg/L	µg/L	µg/L	µg/L	µg/L	µg/L	cells/mL	cells/mL	cells/mL	cells/mL	°C	S.U.	mS/cm	mV	NTU	mg/L
MW-3	10/13/2016	Pre	63	0.68	<0.45	<0.54	<0.17	<0.5	<0.5	<1	--	--	--	--	17.85	7.43	7.55	279	112	4.72	
	3/30/2017		67	<0.45	<0.41	<0.35	<0.19	--	--	--	--	--	--	--	11.38	7.57	--	279	79.0	5.09	
	8/31/2017		68	<0.45	0.43 J	<0.35	<0.19	--	--	--	--	--	--	--	18.04	7.64	4.04	99	128	6.49	
	5/18/2018		99	<0.3	<0.37	<0.34	<0.2	--	--	--	--	--	--	--	14.96	7.90	5.34	232	--	8.21	
	8/30/2018	Post	43	<0.3	0.47 J	<0.34	<0.2	--	--	--	--	--	--	--	17.50	7.32	14.6	12	450	5.07	
	11/27/2018		54	0.89 J	<0.37	<0.34	<0.2	--	--	--	--	--	--	--	12.04	7.89	3.77	-14	0.0	7.35	
	3/18/2019		44	0.72 J	<0.37	<0.34	<0.2	--	--	--	--	--	--	--	10.75	7.85	3.28	38	675	7.14	
	6/6/2019		47	0.54 J	<0.37	<0.34	<0.2	--	--	--	--	--	--	--	14.74	7.73	3.04	84	3.4	5.46	
	6/16/2020		37	<0.47	<0.39	<0.37	<0.2	<0.5	<0.5	1.33 J	--	--	--	--	13.41	7.49	2.97	105	579	9.05	
	9/23/2020		21.1	<0.47	<0.39	<0.37	<0.2	--	--	--	--	--	--	--	16.51	8.16	3.19	323	471	7.24	
9/23/2020	DUP-2	21.2	<0.47	<0.39	<0.37	<0.2	--	--	--	--	--	--	--	--	--	--	--	--	--		
MW-4	10/13/2016	Pre	17.2	<0.47	<0.54	<0.45	<0.54	<0.5	<0.5	<1	--	--	--	--	14.67	7.63	--	223	43.6	7.72	
	4/3/2017		27.1	<0.45	<0.41	<0.35	<0.19	--	--	--	--	--	--	--	12.45	7.31	3.96	270	190	7.00	
	9/1/2017		31.4	<0.45	<0.41	<0.35	<0.19	--	--	--	--	--	--	--	16.27	7.77	3.02	84	300	6.54	
	5/18/2018		30.1	<0.3	<0.37	<0.34	<0.2	--	--	--	--	--	--	--	13.36	8.01	3.07	47	--	7.93	
	8/29/2018	Post	35	<0.3	<0.37	<0.34	<0.2	--	--	--	--	--	--	--	15.25	7.39	15.1	173	1.8	5.50	
	11/27/2018		52	<0.3	<0.37	<0.38	<0.2	--	--	--	--	--	--	--	11.81	7.92	4.87	20	172	6.99	
	3/18/2019		33	<0.3	<0.37	<0.34	<0.2	--	--	--	--	--	--	--	10.02	7.83	3.37	13	224	7.48	
	6/6/2019		11.3	<0.3	<0.37	<0.34	<0.2	--	--	--	--	--	--	--	12.70	7.60	3.20	17	48.6	8.18	
	6/16/2020		26.4	<0.47	<0.39	<0.37	<0.2	<0.5	<0.5	5.92	--	--	--	--	12.76	7.42	3.40	65	56.0	8.18	
	9/21/2020		12.0	<0.47	<0.39	<0.37	<0.2	--	--	--	--	--	--	--	17.40	7.47	3.18	299	243	5.68	
12/21/2020	6.6	<0.47	<0.39	<0.37	<0.2	--	--	--	--	--	--	--	10.56	8.13	3.23	122.0	95.4	8.82			
MW-5	10/13/2016	Pre	132	0.68	<0.45	<0.54	<0.17	<0.5	<0.5	<1	--	--	--	--	16.57	7.32	5.94	256	28.8	5.84	
	4/3/2017		67	<0.45	<0.41	<0.35	<0.19	--	--	--	--	--	--	--	12.20	6.97	5.38	258	158	5.39	
	8/31/2017		68	<0.45	0.43 J	<0.35	<0.19	--	--	--	--	--	--	--	16.61	7.08	5.10	73	279	7.20	
	5/18/2018		99	<0.3	<0.37	<0.34	<0.2	--	--	--	--	--	--	--	18.02	7.66	4.97	46	--	6.30	
	8/29/2018	Post	43	<0.3	0.47 J	<0.34	<0.2	<0.5	<0.5	1.91	--	--	--	--	16.67	6.96	17.3	35	168	0.00	
	11/28/2018		39	0.58 J	0.61 J	<0.34	<0.2	<0.5	<0.5	42.3	1.4	0.100 J	<0.500	0.200 J	8.50	7.57	5.91	-123	52.3	0.00	
	3/18/2019		27.2	0.83 J	<0.37	<0.34	<0.2	--	--	--	--	--	--	--	11.01	7.47	4.69	-60	26.4	0.02	
	6/7/2019		20.0	1.41	<0.37	<0.34	<0.2	<0.5	<0.5	33.9	--	--	--	--	20.76	7.48	4.34	-100	70.3	2.45	
	12/12/2019		17.9	19.5	4.0	<0.34	<0.2	<0.5	<0.5	330	1.8	<0.500	<0.500	<0.500	12.23	7.09	7.32	-70	20.0	0.62	
	6/16/2020		6.9	15.3	7.5	<0.37	<0.2	<0.5	<0.5	178	--	--	--	--	13.15	7.14	5.47	-39	27.0	1.08	
9/24/2020	6.5	7.4	12.3	<0.37	<0.2	<0.5	<0.5	155	--	--	--	--	17.02	7.43	5.79	215	35.0	0.71			
12/22/2020	1.03	4.6	17	<0.37	<0.2	--	--	--	--	--	--	--	11.36	7.38	6.22	-56.4	9.1	3.14			

TABLE 2
GROUNDWATER GEOCHEMICAL DATA SUMMARY
Former One Hour Martinizing Cleaners
Oconomowoc, Wisconsin

Monitoring Well Identification	Sample Date	Injection Pre/Post	Tetrachloroethene	Trichloroethene	cis-1,2-Dichloroethene	trans-1,2-Dichloroethene	Vinyl chloride	Dissolved Gases			Dehalococoides (DHC)				Field-Measured Parameters						
								Ethane	Ethene	Methane	DHC	teeA Reductase	BAVI Vinyl Chloride Reductase	Vinyl Chloride Reductase	Temperature	pH	Specific Conductance	Oxidation-Reduction Potential	Turbidity	Dissolved Oxygen	
Units			µg/L	µg/L	µg/L	µg/L	µg/L	µg/L	µg/L	µg/L	µg/L	µg/L	µg/L	µg/L	µg/L	µg/L	µg/L	µg/L	µg/L	µg/L	µg/L
MW-6	10/13/2016	Pre	26.3	<0.47	<0.45	<0.54	<0.17	<0.5	<0.5	<1	--	--	--	--	15.82	7.44	--	237	29.1	4.35	
	4/3/2017		29.8	<0.45	<0.41	<0.35	<0.19	--	--	--	--	--	--	--	12.06	7.14	4.47	280	989	4.40	
	9/1/2017		22.2	<0.45	<0.41	<0.35	<0.19	--	--	--	--	--	--	--	21.24	7.45	4.73	136	800	5.76	
	5/18/2018		55	0.62 J	<0.37	<0.34	<0.2	--	--	--	--	--	--	--	14.64	7.80	4.90	212	--	6.27	
	8/29/2018	Post	27	<0.3	<0.37	<0.34	<0.2	--	--	--	--	--	--	--	15.00	7.33	18.9	184	877	6.90	
	11/27/2018		36	<0.3	<0.37	<0.34	<0.2	--	--	--	--	--	--	--	11.66	7.79	5.67	22	0.0	6.74	
	3/18/2019		27.2	0.83 J	<0.37	<0.34	<0.2	--	--	--	--	--	--	--	9.18	7.60	5.10	-54	591	2.54	
	6/6/2019		29.5	<0.3	<0.37	<0.34	<0.2	--	--	--	--	--	--	--	17.64	7.55	5.57	106	860	2.49	
	12/12/2019		25.1	<0.3	<0.37	<0.34	<0.2	<0.5	<0.5	<1	--	--	--	--	8.71	7.32	5.73	207	572	4.54	
	6/16/2020		24.4	1.57	<0.39	<0.37	<0.2	--	--	--	--	--	--	--	13.34	7.25	3.38	164	--	2.98	
	9/22/2020		21.4	1.07 J	<0.39	<0.37	<0.2	--	--	--	--	--	--	--	18.25	7.67	4.02	288	239	2.64	
12/22/2020	21.3	2.7	<0.39	<0.37	<0.2	--	--	--	--	--	--	--	11.10	7.56	4.16	23.0	75.4	1.14			
MW-11	10/13/2016	Pre	23.5	<0.47	<0.45	<0.54	<0.17	<0.5	<0.5	<1	--	--	--	--	14.45	7.40	--	241	18.6	6.70	
	4/3/2017		23.8	<0.45	<0.41	<0.35	<0.19	--	--	--	--	--	--	--	11.73	7.09	6.10	150	59.3	4.58	
	9/1/2017		14.5	0.48 J	<0.41	<0.35	<0.19	--	--	--	--	--	--	--	20.47	7.41	4.87	28	435	4.75	
	5/18/2018		20.6	0.35 J	0.76 J	<0.34	<0.2	--	--	--	--	--	--	--	18.21	7.66	5.66	31	--	5.05	
	8/29/2018	Post	26.9	<0.3	<0.37	<0.34	<0.2	--	--	--	--	--	--	--	17.80	7.13	17.0	170	65.2	3.09	
	11/27/2018		<0.38	<0.3	<0.37	<0.34	<0.2	--	--	--	--	--	--	--	11.28	7.26	2.80	60	92.1	8.23	
	3/18/2019		1.37	<0.3	0.46 J	<0.34	<0.2	--	--	--	--	--	--	--	11.90	7.33	3.15	9	--	7.74	
	6/6/2019		4.1	<0.3	<0.37	<0.34	<0.2	--	--	--	--	--	--	--	17.46	7.61	7.19	-57	398	4.21	
	12/11/2019		47	0.45 J	<0.37	<0.34	<0.2	<0.5	<0.5	12.3	--	--	--	--	11.10	7.31	5.87	3	198	4.75	
	6/17/2020		18.8	<0.47	<0.39	<0.37	<0.2	<0.5	<0.5	13.4	--	--	--	--	13.00	7.19	4.48	-9	--	7.98	
	9/22/2020		22.3	<0.47	<0.39	<0.37	<0.2	--	--	--	--	--	--	--	16.68	7.48	5.49	254	109	2.93	
12/23/2020	33	<0.47	0.48 J	<0.37	<0.2	--	--	--	--	--	--	--	11.68	7.44	0.43	104.1	48.9	1.49			
MW-14	10/11/2016	Pre	29.9	<0.47	<0.45	<0.54	<0.17	<0.5	<0.5	<1	--	--	--	--	15.50	7.35	--	158	28.1	5.31	
	3/30/2017		45	<0.45	<0.41	<0.35	<0.19	--	--	--	--	--	--	--	11.97	7.46	--	205	97.0	4.52	
	8/31/2017		26.6	<0.45	<0.41	<0.35	<0.19	--	--	--	--	--	--	--	15.02	7.17	3.53	55	552	8.22	
	5/17/2018		40	0.35 J	<0.37	<0.34	<0.2	--	--	--	--	--	--	--	15.70	7.59	3.42	210	--	6.58	
	11/27/2018	Post	44	0.34 J	<0.37	<0.34	<0.2	--	--	--	--	--	--	--	12.09	7.42	5.45	140	554	8.37	
	12/11/2019		38	<0.3	<0.37	<0.34	<0.2	<0.5	<0.5	<1	--	--	--	--	9.25	7.28	4.48	173	171	8.01	
	6/16/2020		44	<0.47	<0.39	<0.37	<0.2	<0.5	<0.5	<1	--	--	--	--	13.35	7.16	2.50	128	--	8.68	
	9/22/2020		52	<0.47	<0.39	<0.37	<0.2	--	--	--	--	--	--	--	16.09	7.57	3.58	317	135	6.36	
12/22/2020	42	<0.47	<0.39	<0.37	<0.2	--	--	--	--	--	--	--	10.42	7.50	4.30	59.3	128	6.58			

TABLE 2
GROUNDWATER GEOCHEMICAL DATA SUMMARY
Former One Hour Martinizing Cleaners
Oconomowoc, Wisconsin

Monitoring Well Identification	Sample Date	Injection Pre/Post	Tetrachloroethene	Trichloroethene	cis-1,2-Dichloroethene	trans-1,2-Dichloroethene	Vinyl chloride	Dissolved Gases			Dehalococcoides (DHC)				Field-Measured Parameters						
								Ethane	Ethene	Methane	DHC	teeA Reductase	BAV1 Vinyl Chloride Reductase	Vinyl Chloride Reductase	Temperature	pH	Specific Conductance	Oxidation-Reduction Potential	Turbidity	Dissolved Oxygen	
Units			µg/L	µg/L	µg/L	µg/L	µg/L	µg/L	µg/L	µg/L	µg/L	µg/L	µg/L	µg/L	µg/L	µg/L	µg/L	µg/L	µg/L	µg/L	µg/L
MW-16	10/11/2016	Pre	11.1	<0.47	<0.45	<0.54	<0.17	<0.5	<0.5	<1	--	--	--	--	14.75	7.29	--	269	90.0	5.08	
	3/31/2017		28.1	<0.45	<0.41	<0.35	<0.19	--	--	--	--	--	--	--	11.35	6.90	--	305	46.4	5.48	
	8/31/2017		5.8	<0.45	<0.41	<0.35	<0.19	--	--	--	--	--	--	--	17.73	7.41	2.88	149	742	5.98	
	5/17/2018		20.6	<0.3	<0.37	<0.32	<0.2	--	--	--	--	--	--	--	15.08	7.53	3.02	172	--	5.74	
	11/27/2018	Post	8.9	<0.3	<0.37	<0.34	<0.2	--	--	--	--	--	--	--	9.47	7.45	3.26	132	268	6.59	
	12/11/2019		6.3	<0.3	<0.37	<0.34	<0.2	<0.5	<0.5	<1	--	--	--	--	10.37	7.24	3.98	63	449	7.55	
	6/17/2020		14.6	<0.47	<0.39	<0.37	<0.2	--	--	--	--	--	--	--	13.39	7.01	4.32	193	193	7.42	
	9/24/2020		18.1	<0.47	<0.39	<0.37	<0.2	--	--	--	--	--	--	--	18.22	7.38	4.89	331	141	5.05	
12/23/2020	6.8	<0.47	<0.39	<0.37	<0.2	--	--	--	--	--	--	--	12.20	7.36	0.45	105.3	180	8.32			
MW-19	8/31/2017	Pre	2.44	<0.45	<0.41	<0.35	<0.19	--	--	--	--	--	--	17.16	7.49	1.93	134	0.0	5.74		
	11/27/2018	Post	2.9	<0.3	<0.37	<0.34	<0.2	--	--	--	--	--	--	11.67	7.68	2.42	131	0.0	9.11		
	12/11/2019		2.7	<0.3	<0.37	<0.34	<0.2	<0.5	<0.5	<1	--	--	--	11.17	7.25	2.50	197	8.1	7.98		
	6/17/2020		2.99	<0.47	<0.39	<0.37	<0.2	--	--	--	--	--	--	12.82	7.14	2.62	165	763	8.14		
	9/24/2020		3.20	<0.47	<0.39	<0.37	<0.2	--	--	--	--	--	--	17.07	7.54	2.49	327	438	6.60		
12/22/2020	2.51	<0.47	<0.39	<0.37	<0.2	--	--	--	--	--	--	--	10.23	7.46	2.34	83.4	275	8.26			
MW-20	8/31/2017	Pre	2.32	<0.45	<0.41	<0.35	<0.19	--	--	--	--	--	--	18.91	7.58	2.31	136	--	1.10		
	5/17/2018		0.68 J	<0.3	<0.37	<0.32	<0.2	--	--	--	--	--	--	14.15	7.79	2.54	95	--	6.99		
	11/27/2018	Post	1.53	<0.3	<0.37	<0.34	<0.2	<0.5	<0.5	<1	--	--	--	9.10	7.48	2.02	97	174	7.32		
	6/17/2020		1.57	<0.47	<0.39	<0.37	<0.2	--	--	--	--	--	--	12.79	7.30	2.90	134	35.0	8.69		
	9/24/2020		1.86	<0.47	<0.39	<0.37	<0.2	--	--	--	--	--	--	16.26	7.55	3.48	313	243	3.37		
12/22/2020	1.86	<0.47	<0.39	<0.37	<0.2	--	--	--	--	--	--	10.48	7.53	3.02	88.8	79.4	5.90				
PZ-1	10/11/2016	Pre	11.4	<0.47	<0.45	<0.54	<0.17	<0.5	<0.5	<1	--	--	--	--	--	--	--	--	--	--	
	12/12/2019	Post	6.6	<0.3	<0.37	<0.34	<0.2	<0.5	<0.5	<1	--	--	--	--	11.17	7.14	4.51	187	3.8	4.12	
	6/16/2020		7.9	<0.47	<0.39	<0.37	<0.2	--	--	--	--	--	--	14.27	7.06	2.90	186	--	4.62		
	9/22/2020		9.1	<0.47	<0.39	<0.37	<0.2	--	--	--	--	--	--	16.80	7.43	3.99	303	226	3.11		

Notes:

J = Estimated concentration between the laboratory Method Detection Limit and Reporting Limit
'--' = Not Analyzed or meter malfunction
µg/L = micrograms per liter
mg/L = milligrams per liter
mV = millivolts
mS/cm = milliSiemens per centimeter
NTU = nephelometric turbidity unit
S.U. = standard unit

TABLE 3
SOIL GAS ANALYTICAL RESULTS SUMMARY
Former One Hour Martinizing Cleaners
Oconomowoc, Wisconsin

Sample Identification	Sample Depth (feet)	Sample Date	Tetrachloroethene	Trichloroethene	cis-1,2-Dichloroethene	trans-1,2-Dichloroethene	Vinyl Chloride
Vapor Risk Screening Level Large Commercial/Industrial			18,000	880	NE	NE	2,800
Vapor Risk Screening Level Small Commercial			6,000	290	NE	NE	930
Vapor Risk Screening Level Residential			1,400	70	NE	NE	57
6143-SG-1s	6	6/21/2013	20,000	<170	<130	<130	<82
		1/17/2018	1,260	<10.7	<198	<396	<12.8
		12/20/2019	86.8	<10.7	<198	<396	<12.8
		9/23/2020	276	<10.7	<198	<396	<12.8
6143-SG-1d	25	6/21/2013	80,000	<1000	<770	<770	<500
		1/17/2018	2,440	<10.7	<198	<396	<12.8
		12/20/2019	248	<10.7	<198	<396	<12.8
		9/23/2020	489	<10.7	<198	<396	<12.8
6143-SG-2s	6	6/21/2013	3,600	120	<37	<37	<24
		12/20/2019	231	<10.7	<198	<396	<12.8
		9/23/2020	1,320	<10.7	<198	<396	<12.8
6143-SG-2d	25	6/21/2013	22,000	<330	<250	<250	<160
		1/17/2018	6,470	<10.7	<198	<396	<12.8
		12/20/2019	1,610	<10.7	<198	<396	<12.8
		9/23/2020	2,360	103	<198	<396	<12.8
6143-SG-3s	6	6/21/2013	570	31	<7.9	<7.9	<5.1
		12/20/2019	<3.19	<1.07	<19.8	<39.6	<1.28
		9/23/2020	1,510	<10.7	<198	<396	<12.8
6143-SG-3d	25	6/21/2013	15,000	<170	<130	<130	<82
		1/17/2018	1,610	<10.7	<198	<396	<12.8
		12/20/2019	758	16.7	<198	<396	<12.8
		9/23/2020	2,330	29.6	<198	<396	<12.8
6143-SG-4 (MW-17)	22.5	9/15/2015	54.9	<10.7	<198	<396	<12.8
		2/25/2016	<3.19	<1.07	<3.96	<3.96	<0.64
6143-SG-5 (MW-15)	22.5	9/15/2015	661	<10.7	<198	<396	<12.8
		2/25/2016	<3.19	<1.07	<3.96	<3.96	<0.64
6143-SG-6	11	10/14/2020	2,220	<10.7	<198	<396	<12.8
6143-SG-7	11	10/14/2020	4,570	<10.7	<198	<396	<12.8
6143-SG-8	11	10/14/2020	326	<10.7	<198	<396	<12.8
6143-MW-1	27	1/17/2018	14,700	83.8	<198	<396	<12.8
		9/23/2020	404	23.1	<198	<396	343
6143-MW-2	25.5	1/17/2018	14.8	<1.07	<19.8	<39.6	<1.28
6143-VP-1s	10	12/20/2019	28.6	<1.07	<19.8	<39.6	<1.28
		9/23/2020	1,000	<10.7	<198	<396	<12.8
6143-VP-1d	25	12/20/2019	<3.19	<1.07	<19.8	<39.6	<1.28
		9/23/2020	3,130	23.1	<198	<396	<12.8
6143-VP-3s	10	12/20/2019	372	4.94	<19.8	<39.6	<1.28
		9/23/2020	8,220	<10.7	<198	<396	<12.8
6143-VP-3d	25	12/20/2019	948	13.3	<19.8	<39.6	<1.28

Notes:

Vapor Risk Screening Levels are calculated in accordance with the procedures listed in WDNR Publication RR-800 and subsequent guidance

All concentrations reported in units of micrograms per cubic meter ($\mu\text{g}/\text{m}^3$)

Bolded values are above detection limits

Bolded and Orange Shaded values exceed the Large Commercial/Industrial Vapor Risk Screening Level

Bolded and Blue Shaded values exceed the Small Commercial Vapor Risk Screening Level

Bolded and Green Shaded values exceed the Residential Vapor Risk Screening Level

"s" designation is for shallow soil gas samples

"d" designation is for deep soil gas samples

NE = Not Established