

## SCS ENGINEERS

September 8, 2016  
File No. 25211374.50

Mr. Shawn Wenzel  
Wisconsin Department of Natural Resources  
2514 Morse Street  
Janesville, WI 53545

Subject: Remediation and Interim Action Status Report  
Laundry Land Cleaners (former)  
1131 N. Sherman Avenue, Madison, Wisconsin  
WDNR BRRTS #02-13-552183

Dear Mr. Wenzel:

On behalf of Northgate Partnership, SCS Engineers (SCS) is providing the following Remediation and Interim Action Status Report for the former Laundry Land Cleaners site, located at 1131 North Sherman Avenue, Madison, Wisconsin. This update letter summarizes recent groundwater and sub-slab vapor sampling activities, which were performed consistent with approved workplans and subsequent correspondence with the Wisconsin Department of Natural Resources (WDNR).

Based on the results of the annual groundwater sampling event and the sub-slab vapor sampling we recommend continued annual groundwater sampling with no additional whey injections. We also recommend that the performance of sub-slab vacuum testing in preparation for the installation of a sub-slab mitigation system that will cover several of the retail spaces within the Northgate Shopping Center. Justifications for these recommendations are included in the following discussions.

### GROUNDWATER SAMPLING

#### Methods

In April 2016, water levels were measured and groundwater samples were collected from 21 groundwater monitoring wells located at the Northgate Shopping Center and surrounding properties and right-of-ways (**Figure 1**). All samples were submitted for laboratory analysis of volatile organic compounds (VOCs) and natural attenuation (NA) parameters. The following wells were sampled:

MW1, PZ1, MW2, PZ2, MW3, PZ3, MW4, PZ4, MW5, MW7, PZ7, MW8R, PZ9,  
PZ9A, MW10, MW11, PZ11, MW12, MW13, MW14, and MW15



## Findings

### Groundwater Flow

Water level measurements (**Table 1**) were used to produce the water table map, included as **Figure 2**.

In May 2015, groundwater flow at the water table was predominantly to the north, at a gradient of approximately 0.002. Water level elevations at nested wells MW2/PZ2, MW3/PZ3, MW7/PZ7, and MW11/PZ11 indicate a slight vertical upward flow component while water levels measured at well nests MW1/PZ1, MW4/PZ4, and PZ9/PZ9A indicate a slight vertical downward component. The water level measurements and calculated flow directions are generally consistent with prior investigation findings. The groundwater elevation data from the April 2016 sampling event indicates similar groundwater flow directions and gradient. An April 2016 water table map will be included in the interim action site investigation report.

### Groundwater Chlorinated Volatile Organic Compound (CVOC) Concentrations

The April 2016 groundwater analytical laboratory report is included in **Attachment A** and results are summarized in **Table 2**.

The April 2016 groundwater sampling results continue to demonstrate a decrease in CVOC concentrations due to biodegradation influenced by the whey injections. The April 2016 sampling event occurred approximately 1 year after the second full round of whey injections. The PCE concentrations in many of the wells within the groundwater plume show an approximately 30 percent decrease from the previous sampling event that occurred after the first full round of whey injections.

Concentration versus time plots for several of the monitoring wells are included in **Attachment B**. The plots show tetrachloroethene (PCE) and breakdown products including trichloroethene (TCE), cis-1,2-dichloroethene (1,2-DCE), and vinyl chloride.

### Natural Attenuation

The groundwater analytical results for natural attenuation parameters are included in **Attachment A** and results are summarized in **Table 3**. The increase in methane concentrations at most of the wells is an indicator of methanogenesis occurring within the groundwater plume.

## VAPOR ASSESSMENT

Vapor intrusion assessments were performed as an interim action outside of the remediation scope but are noted here as they are relevant to the overall site remediation.

SCS Engineers' (SCS's) original scope of work included the collection of sub-slab air samples from within the partial basement beneath the former Laundry Land Cleaners facility. However,

after evaluating the depth to water at the site, SCS determined that construction of air sample ports in the floor may allow water to penetrate the basement due to a shallow water table. Therefore, with the approval of the WDNR, soil samples were obtained instead from behind the east wall of the basement (under the former dry cleaner).

Two sub-slab samples were collected during October 2012 through the floor of Laundry Land Cleaners and two sub-slab samples from each of the two retail spaces east of Laundry Land Cleaners (Vacant Store #1, Community Support Network, and Boomerangs). Two sub-slab samples were also collected from two retail spaces along the north wing of the shopping center (UPS Store and Vacant Store #2) to evaluate potential impacts in that area. All of the results indicated the presence of PCE vapors.

Two indoor air samples were obtained from the Kiddos Day Care facility located in the free-standing building at the north end of the parking lot. There were no CVOC detections in either of the samples. WDNR then requested sub-slab vapor testing be performed at the Kiddos Day Care. The sub-slab vapor results (March 2013) from the day care indicated low concentrations of PCE and other CVOCs, which did not exceed the WDNR vapor risk screening levels (VRSL).

Based on the results of the vapor sampling discussed above, WDNR requested sub-slab vapor sampling at eight additional retail space locations at the Northgate Shopping Center. The eight locations are shown on **Figure 2** and listed below:

- Tobacco Outlet
- Anytime Fitness
- Weaver Auto Parts
- Precious Moments Kindergarten Prep
- Northside Family Restaurant
- H&R Block
- Falbo Brothers Pizza
- Dane County Job Center Building

Six of the additional eight sub-slab vapor samples were collected on April 1, 2015. These were from Anytime Fitness, Weaver Auto Parts, Precious Moments Kindergarten Prep, Northside Family Restaurant, H&R Block, and Falbo Brothers Pizza. Five of the six locations exceeded the VRSL for PCE. The sample result for the Precious Moments, Kindergarten Prep, which is located in the southeast corner of the shopping center, did not exceed the VRSL for PCE.

The Dane County Jobs Center and the Tobacco Outlet were not sampled at the same time as the other six locations due to the need to secure additional access agreements, because these two properties are not part of the Northgate Shopping Center ownership. The Dane County Jobs Center was sampled on January 28, 2016 and had PCE sub-slab vapors in excess of the VRSL. An attempt to obtain a sub-slab vapor sample from the Tobacco Outlet was delayed after the discovery of a partial basement beneath the business. SCS has since identified the extent of the partial basement's east wall and collected a sample from the adjacent Cash Store on August 29, 2016. The sample results from the Cash Store also had PCE sub-slab vapors in excess of the VRSL.

## OTHER INTERIM ACTION ACTIVITIES

In addition to the sub-slab vapor sampling discussed above, other interim action activities included:

- Installation and sampling of three off-site monitoring wells (MW13, MW14, and MW15) and one on-site bedrock piezometer (PZ9A)
- Soil sampling adjacent to the dry cleaner drain line that is connected to a sanitary sewer line
- Inclusion of utilities on the site map

Although these results were previously submitted to the WDNR, the soil and groundwater results tables are included in this status report.

## SUMMARY AND RECOMENDATIONS

The groundwater quality results indicate consistent decreases in PCE concentrations within the groundwater plume along with degradation of the PCE into cis-1,2-DCE and vinyl chloride daughter products. These findings are consistent with the biodegradation of contaminants from the two rounds of whey injections.

The scope of the interim action sub-slab vapor sampling requirements has been completed. The next step toward implementing a sub-slab vapor mitigation system is to perform sub-slab vacuum tests to provide information needed to design the sub-slab vapor mitigation system.


Based on the information provide in this remediation and interim action status update, SCS recommends:

- A vapor mitigation system be designed to mitigate the sub-slab VOC vapors from the 11 retail spaces identified in **Table 4** that exceed the WDNR sub-slab VRSLs for small commercial buildings. The following work is proposed:
  1. SCS will submit a scope and cost estimate to perform sub-slab vacuum testing.
  2. After receiving WDNR approval of the scope and cost, SCS and a mitigation subcontractor will perform the vacuum testing and prepare a letter report with the results.
  3. SCS will submit a scope and cost for the complete vapor mitigation system based on the vacuum test results.
  4. SCS and a mitigation subcontractor will install the mitigation system.
- SCS should prepare an Interim Action Site Investigation Report per NR 716. The report will include a complete summary of all tasks included in the WDNR-approved Interim Action Workplan including:

- Sub-slab vapor sampling
- Indoor air sampling
- Monitoring well installation
- Groundwater sampling
- Soil sampling
- Utility mapping

Please contact Tom Karwoski at (608) 216-7369, or [tkarwoski@scsengineers.com](mailto:tkarwoski@scsengineers.com) if you have any questions concerning this letter.

Sincerely,



Thomas J. Karwoski, PG  
Senior Project Manager  
**SCS ENGINEERS**



Robert Langdon  
Senior Hydrogeologist  
**SCS ENGINEERS**

TK/lmh/RL/SLC

cc: Paul Roth, Northgate Partnership

Attachments: Table 1 – Water Level Summary  
Table 2 – Groundwater Analytical Results Summary – VOCs  
Table 3 – Groundwater Analytical Results Summary – Natural Attenuation  
Parameters  
Table 4 – Sub-Slab Vapor Analytical Results Summary  
Table 5 – Indoor Air Analytical Results Summary  
Table 6 – Soil Analytical Results Summary - VOCs  
Figure 1 – Site Location Map  
Figure 2 – Site Map  
Figure 3 – Water Table Contour Map – April 25, 2015  
Attachment A – Groundwater Laboratory Report  
Attachment B – Groundwater Concentration Versus Time Plots  
Attachment C – Sub-Slab Vapor Laboratory Report

## **TABLES**

- 1 Water Level Summary
- 2 Groundwater Analytical Results Summary – VOCs
- 3 Groundwater Analytical Results Summary – Natural Attenuation Parameters
- 4 Sub-Slab Vapor Analytical Results Summary
- 5 Indoor Air Analytical Results Summary
- 6 Soil Analytical Results Summary

**Table 1. Water Level Summary**  
**Laundry Land Cleaners / SCS Project # 25211374.50**  
**Madison, Wisconsin**

Monitoring Well Identification	Depth to Water in feet below top of well casing																																						
	MW1	MW2	MW3	MW4	MW5	MW6	MW7	MW8	MW8R	MW10	MW11	MW12	MW13	MW14	MW15	IW1	IW2	IW3	IW4	IW5	IMW-1-A	IMW-1-B	IMW-1-C	IMW-2-A	IMW-2-B	IMW-2-C	PZ1	PZ2	PZ3	PZ4	PZ5	PZ7	PZ9	PZ9A	PZ11				
Measurement Date																																							
11/02/09	12.82	13.04	12.55	13.16	11.04	6.82	12.9	12.79	NI	12.05	14.20	13.79	NI	NI	NI	NR	NR	13.45	NR	NR	13.17	13.28	13.01	13.26	13.21	13.25	13.02	13.37	12.64	13.21	11.35	12.90	14.58	NI	14.31				
12/18/09	NR	NR	NR	NR	NR	NR	NR	NR	NI	NR	NR	NR	NI	NI	NI	NR	NR	13.59	NR	NR	13.29	13.39	13.09	13.35	13.32	13.29	NR	NR	NR	NR	NR	NR	NR	NR	NR	NR	NR		
01/20/10	NR	NR	NR	NR	NR	NR	NR	NR	NI	NR	NR	NR	NI	NI	NI	NR	NR	13.54	NR	NR	13.25	13.31	12.96	13.30	13.25	13.19	NR	NR	NR	NR	NR	NR	NR	NR	NR	NR	NR		
02/19/10	NR	NR	NR	NR	NR	NR	NR	NR	NI	NR	NR	NR	NI	NI	NI	NR	NR	14.28	NR	NR	14.11	14.18	13.81	14.17	14.14	14.05	NR	NR	NR	NR	NR	NR	NR	NR	NR	NR	NR		
09/10/10	NR	NR	NR	NR	NR	NR	NR	NR	NI	NR	NR	NR	NI	NI	NI	12.91	12.60	12.61	12.39	12.53	12.31	12.42	12.13	12.42	12.39	12.36	NR	NR	NR	NR	NR	NR	NR	NR	NR	NR	NR		
10/05/10	NR	NR	NR	NR	NR	NR	NR	NR	NI	NR	NR	NR	NI	NI	NI	NR	NR	13.07	NR	NR	12.76	12.85	12.55	12.85	12.82	12.77	NR	NR	NR	NR	NR	NR	NR	NR	NR	NR	NR		
11/02/10	12.84	13.02	12.46	13.07	11.07	6.85	12.80	12.71	NI	12.02	14.11	13.73	NI	NI	NI	NR	NR	13.49	NR	NR	13.07	13.27	12.97	13.24	13.23	13.20	13.02	13.34	12.81	13.18	11.39	12.83	14.51	NI	14.24				
03/01/11	NR	NR	NR	NR	NR	NR	NR	NR	NI	NR	NR	NR	NI	NI	NI	NR	NR	13.97	NR	NR	13.63	13.76	13.47	13.77	13.72	13.73	NR	NR	NR	NR	NR	NR	NR	NR	NR	NR	NR		
12/27/11	13.95	13.97	13.40	14.02	11.97	NR	13.71	13.73	NI	12.93	15.15	14.63	NI	NI	NI	NR	NR	NR	NR	14.13	14.17	13.81	14.17	14.09	14.11	13.73	14.30	13.55	13.98	12.28	13.79	15.53	NI	15.25					
09/10/13	NR	13.31	12.69	13.29	NR	NR	NR	NR	NI	NR	NR	NR	NI	NI	NI	NR	NR	13.70	NR	NR	NR	NR	NR	NR	NR	NR	NR	13.62	12.93	13.51	NR	NR	NR	NR	NR	NR	NR		
04/28/15	12.61	12.87	12.46	12.74	10.94	NR	12.66	NR	13.81	12.02	14.04	13.53	12.46	10.59	12.49	NR	NR	13.70	NR	NR	NR	NR	NR	NR	NR	NR	NR	12.89	13.17	12.49	13.01	11.29	12.66	14.40	13.01	14.12			
04/25/16	11.85	12.08	11.60	12.20	10.16	NR	11.94	NR	12.94	11.05	13.13	12.81	12.27	9.51	11.75	NR	NR	NR	NR	NR	NR	NR	NR	NR	NR	NR	NR	12.05	12.44	11.85	12.38	10.58	11.97	14.02	14.28	13.20			

Monitoring Well Identification Top of Casing Elevation (feet amsl)	Ground Water Elevation in feet above mean sea level (amsl)																																					
	MW1	MW2	MW3	MW4	MW5	MW6	MW7	MW8	MW8R	MW10	MW11	MW12	MW13	MW14	MW15	IW1	IW2	IW3	IW4	IW5	IMW-1-A	IMW-1-B	IMW-1-C	IMW-2-A	IMW-2-B	IMW-2-C	PZ1	PZ2	PZ3	PZ4	PZ5	PZ7	PZ9	PZ9A	PZ11			
Measurement Date																																						
11/02/09	849.74	849.71	849.65	849.62	849.73	849.71	849.63	849.68	NI	849.64	849.71	849.59	NI	NI	NI	NR	NR	849.71	NR	NR	849.71	849.7	849.67	849.68	849.68	849.65	849.73	849.71	849.69	849.68	849.73	849.67	849.7	NI	849.72			
12/18/09	NR	NR	NR	NR	NR	NR	NR	NR	NI	NR	NR	NR	NI	NI	NI	NR	NR	849.57	NR	NR	849.59	849.59	849.59	849.59	849.57	849.61	NR	NR	NR	NR	NR	NR	NR	NR	NR	NR	NR	
01/20/10	NR	NR	NR	NR	NR	NR	NR	NR	NI	NR	NR	NR	NI	NI	NI	NR	NR	849.62	NR	NR	849.63	849.67	849.72	849.64	849.71	NR	NR	NR	NR	NR	NR	NR	NR	NR	NR	NR	NR	
02/19/10	NR	NR	NR	NR	NR	NR	NR	NR	NI	NR	NR	NR	NI	NI	NI	NR	NR	848.88	NR	NR	848.77	848.8	848.87	848.77	848.75	848.85	NR	NR	NR	NR	NR	NR	NR	NR	NR	NR	NR	
09/10/10	NR	NR	NR	NR	NR	NR	NR	NR	NI	NR	NR	NR	NI	NI	NI	850.55	850.54	850.55	850.55	850.55	850.57	850.56	850.55	850.52	850.5	850.54	NR	NR	NR	NR	NR	NR	NR	NR	NR	NR	NR	
10/05/10	NR	NR	NR	NR	NR	NR	NR	NR	NI	NR	NR	NR	NI	NI	NI	NR	NR	850.09	NR	NR	850.12	850.13	850.13	850.09	850.07	850.13	NR	NR	NR	NR	NR	NR	NR	NR	NR	NR	NR	
11/02/10	849.72	849.73	849.74	849.71	849.7	849.68	849.73	849.76	NI	849.67	849.8	849.65	NI	NI	NI	NR	NR	849.67	NR	NR	849.81	849.71	849.71	849.7	849.66	849.7	849.73	849.74	849.52	849.71	849.69	849.74	849.77	NI	849.79			
03/01/11	NR	NR	NR	NR	NR	NR	NR	NR	NI	NR	NR	NR	NI	NI	NI	NR	NR	849.19	NR	NR	849.25	849.22	849.21	849.17	849.17	849.17	NR	NR	NR	NR	NR	NR	NR	NR	NR	NR	NR	
12/27/11	848.61	848.78	848.8	848.76	848.8	NR	848.82	848.74	NI	848.76	848.76	848.75	NI	NI	NI	NR	NR	NR	NR	848.75	848.81	848.87	848.77	848.8	848.79	849.02	848.78	848.78	848.91	848.8	848.78	848.75	NI	848.78				
09/10/13	NR	849.44	849.51	849.49	NR	NR	NR	MA	NI	NR	NR	NR	NI	NI	NI	NR	NR	849.46	NR	NR	NR	NR	NR	NR	NR	NR	NR	849.46	849.4	849.38	NR	NR	NR	NR	NR	NR	NR	
04/28/15	849.95	849.88	849.74	850.04	849.83	NR	849.87	MA	849.67	849.67	849.87	849.85	850.26	849.99	849.67	NR	NR	849.46	NR	NR	NR	NR	NR	NR	NR	NR	NR	849.86	849.91	849.84	849.88	849.79	849.91	849.88	851.46	849.91		
04/25/16	850.71	850.67	850.6	850.58	850.61	NR	850.59	MA	850.54	850.64	850.78	850.57	850.45	851.07	850.41	NR	NR	NR	NR	NR	NR	NR	NR	NR	NR	NR	NR	850.7	850.64	850.48	850.51	850.5	850.6	850.26	850.19	850.83		

Abbreviations:  
 NI = Not Installed  
 MA = Monitoring well abandoned.  
 NR = No Depth to Water taken

Notes:  
 1. Monitoring wells were surveyed to feet above mean sea level using the previous Ayres Associates elevations

Revised By: T Karwoski 8/9/16  
 Checked By: L Hoefner 9/7/16

**Table 2. Groundwater Analytical Results Summary - VOCs**  
**Laundry Land Cleaners / SCS Engineers Project #25211374.50**  
 (Results are in µg/L)

Sample	Date	Lab Notes	DRO	GRO	Benzene	Chloroform	cis-1,2-Dichloroethene	trans-1,2-Dichloroethene	Ethylbenzene	MTBE	PCE	TCE	TMBs	Toluene	Xylenes	Vinyl Chloride	Lead	Other VOCs
IMW-1-A	11/2/2009	(1)			<20	<20	<b>887</b>	<50	<20	<50	<b>1,910</b>	<b>113</b> <sup>J</sup>	<40	<40	<60	<20	NA	ND
	1/20/2010	(3)			<20	<20 S1H S2H	<b>1,960</b> <sup>S1H S2H</sup>	<50 S1H S2H	<20	<50	<b>2,900</b>	<b>183</b>	<40	<40	<60	<20 S1H S2H	NA	ND
	2/19/2010	--			<20	<20	<b>1,660</b>	<50	<20	<50	<b>2,800</b>	<b>130</b>	<40	<40	<60	<20	NA	ND
	9/10/2010	--			<20	<20	<b>2,600</b>	<50	<20	<50	<b>1,590</b>	<b>337</b>	<40	<40	<60	<20		ND
	10/5/2010	--			<20	<20	<b>3,250</b>	<50	<20	<50	<b>2,000</b>	<b>428</b>	<60	<40	<60	<20		ND
	12/28/2011	--			<20	<20	<b>2,160</b>	<50	<20	<50	<b>60.4</b> <sup>J</sup>	<40	<40	<40	<60	<b>826</b>		ND
IMW-1-B	11/2/2009	(1)			<20	<20	<b>1,570</b> <sup>S1H S2H</sup>	<50	<20	<50	<b>3,270</b>	<b>174</b>	<40	<40	<60	<20	NA	ND
	1/20/2010	(4)			<20	<20	<b>2,390</b>	<50	<20	<50	<b>3,090</b>	<b>198</b>	<40	<40	<60	<20	NA	Methylene Chloride <b>51.7</b> <sup>J</sup>
	2/19/2010	--			<20	<20	<b>2,050</b>	<50	<20	<50	<b>2,510</b>	<b>144</b>	<40	<40	<60	<20	NA	ND
	9/10/2010	--			<20	<20	<b>2,550</b>	<50	<20	<50	<b>1,670</b>	<b>298</b>	<40	<40	<60	<20		ND
	10/5/2010	--			<20	<20	<b>3,380</b>	<b>52</b> <sup>J</sup>	<20	<50	<b>2,790</b>	<b>254</b>	<40	<40	<60	<20		ND
	11/2/2010	(6)			<20	<20	<b>2,800</b>	<50	<20	<50	<b>2,050</b>	<b>265</b>	<40	<40	<60	<20		ND
	3/1/2011	--			<20	<20	<b>4,000</b>	<50	<20	<50	<b>554</b>	<b>217</b>	<40	<40	<60	<20		ND
	12/28/2011	--			<20	<20	<b>83</b> <sup>J</sup>	<50	<20	<50	<30	<40	<40	<40	<60	<b>1,190</b>		ND
9/10/2013	(10)			<0.30	<b>0.43</b> *	<b>400</b>	<b>17</b>	<0.30	<0.40	<b>460</b>	<b>410</b>	<0.80	<0.30	<0.90	<b>750</b>		1,1,2-Trichloroethane <b>0.40</b> * 1,1-Dichloroethene <b>47</b> 1,2-Dichlorobenzene <b>4.0</b> 1,4-Dichlorobenzene <b>0.85</b> * Carbon disulfide <b>0.61</b> * Chloromethane <b>0.30</b> * Tetrahydrofuran <b>13</b>	
IMW-1-C	11/2/2009	(1)			<20	<20	<b>1,820</b>	<50	<20	<50	<b>3,060</b>	<b>173</b>	<40	<40	<60	<20	NA	1,1,2-Trichloroethane <b>63.1</b> <sup>J</sup>
	1/20/2010	(4)			<20	<20	<b>3,690</b>	<b>82.3</b> <sup>J</sup>	<20	<50	<b>3,190</b>	<b>174</b>	<40	<40	<60	<20	NA	ND
	2/19/2010	--			<20	<20	<b>2,630</b>	<b>55.3</b> <sup>J</sup>	<20	<50	<b>2,460</b>	<b>176</b>	<40	<40	<60	<20	NA	ND
	9/10/2010	--			<20	<20	<b>2,510</b>	<50	<20	<50	<b>1,870</b>	<b>172</b>	<40	<40	<60	<20		ND
	10/5/2010	--			<20	<20	<b>3,010</b>	<b>50.7</b> <sup>J</sup>	<20	<50	<b>2,750</b>	<b>168</b>	<40	<40	<60	<20		ND
	12/28/2011	--			<20	<20	<b>743</b>	<50	<20	<50	<30	<40	<40	<40	<60	<b>1,060</b>		ND
IMW-2-A	11/2/2009	(2)			<20	<20	<b>451</b>	<50	<20	<50	<b>1,190</b>	<b>72.8</b> <sup>J</sup>	<40	<40	<60	<20	NA	Chloromethane <b>44</b> <sup>J</sup>
	1/20/2010	(4)			<20	<20	<b>1,280</b>	<50	<20	<50	<b>1,810</b>	<b>110</b> <sup>J</sup>	<40	<40	<60	<20	NA	Methylene Chloride <b>64.9</b> <sup>J</sup>
	2/19/2010	--			<20	<20	<b>1,330</b>	<50	<20	<50	<b>1,970</b>	<b>129</b> <sup>J</sup>	<40	<40	<60	<20	NA	ND
	9/11/2010	--			<20	<20	<b>1,220</b>	<50	<20	<50	<b>1,660</b>	<b>136</b>	<40	<40	<60	<20		ND
	10/5/2010	--			<20	<20	<b>1,360</b>	<50	<20	<50	<b>2,160</b>	<b>164</b>	<40	<40	<60	<20		ND
	12/28/2011	--			<20	<20	<b>2,680</b>	<50	<20	<50	<b>882</b>	<b>93</b> <sup>J</sup>	<40	<40	<60	<20		ND



**Table 2. Groundwater Analytical Results Summary - VOCs**  
**Laundry Land Cleaners / SCS Engineers Project #25211374.50**  
 (Results are in µg/L)

Sample	Date	Lab Notes	DRO	GRO	Benzene	Chloroform	cis-1,2-Dichloroethene	trans-1,2-Dichloroethene	Ethylbenzene	MTBE	PCE	TCE	TMBs	Toluene	Xylenes	Vinyl Chloride	Lead	Other VOCs
IMW-2-B	11/2/2009	(1)			<20	<20	<b>841</b>	<50	<20	<50	<b>1,650</b>	<b>116</b> <sup>J</sup>	<40	<40	<60	<20	NA	ND
	1/20/2010	(4)			<20	<20	<b>1,920</b>	<50	<20	<50	<b>2,570</b>	<b>136</b>	<40	<40	<60	<20	NA	Methylene Chloride <b>40.5</b> <sup>J</sup>
	2/19/2010	--			<20	<20	<b>1,480</b>	<50	<20	<50	<b>2,110</b>	<b>119</b> <sup>J</sup>	<40	<40	<60	<20	NA	ND
	9/11/2010	--			<20	<20	<b>1,430</b>	<50	<20	<50	<b>1,930</b>	<b>202</b>	<40	<40	<60	<20		ND
	10/5/2010	--			<20	<20	<b>1,630</b>	<50	<20	<50	<b>2,430</b>	<b>176</b>	<40	<40	<60	<20		ND
	11/2/2010	(6)			<20	<20	<b>1,630</b>	<50	<20	<50	<b>1,930</b>	<b>160</b>	<40	<40	<40	<20		ND
	3/1/2011	--			<20	<20	<b>1,720</b>	<50	<20	<50	<b>2,050</b>	<b>230</b>	<40	<40	<60	<20		ND
	12/28/2011	--			<20	<20	<b>2,390</b>	<50	<20	<50	<b>769</b>	<b>184</b>	<40	<40	<60	<b>109</b>		ND
9/10/2013	--			<0.30	0.36 *	<b>480</b>	10	<0.30	<0.40	<b>610</b>	<b>140</b>	<0.80	<0.30	<0.90	<b>500</b>		1,1-Dichloroethene <b>8.2</b> 1,2-Dichlorobenzene <b>1.7</b> 1,4-Dichlorobenzene <b>0.35</b> * Tetrahydrofuran <b>1.5</b>	
IMW-2-C	11/2/2009	(1)			<20	<20	<b>1,160</b>	<50	<20	<50	<b>1,730</b>	<b>112</b> <sup>J</sup>	<40	<40	<60	<20	NA	ND
	1/20/2010	(4)			<20	<20	<b>2,880</b>	<b>54</b> <sup>J</sup>	<20	<50	<b>2,400</b>	<b>156</b>	<40	<40	<60	<20	NA	Methylene Chloride <b>46.1</b> <sup>J</sup>
	2/19/2010	(5)			<20	<20	<b>2,150</b>	<50	<20	<50	<b>1,880</b> <sup>DUP</sup>	<b>126</b> <sup>J</sup>	<40	<40	<60	<20	NA	ND
	9/11/2010	--			<20	<20	<b>2,030</b>	<50	<20	<50	<b>2,090</b>	<b>151</b>	<40	<40	<60	<20		ND
	10/5/2010	--			<20	<20	<b>2,570</b>	<50	<20	<50	<b>2,600</b> <sup>DUP</sup>	<b>150</b>	<40	<40	<60	<20		ND
	12/28/2011	--			<20	<20	<b>1,540</b>	<50	<20	<50	<b>1,510</b>	<b>228</b>	<40	<40	<60	<b>20.3</b> <sup>J</sup>		ND
IW-3	11/2/2009	(1)			<20	<20	<b>1,680</b>	<50	<20	<50	<b>4,020</b>	<b>184</b>	<40	<40	<60	<20	NA	ND
	1/20/2010	(4)			<20	<20	<b>1,990</b>	<50	<20	<50	<b>4,790</b>	<b>259</b>	<40	<40	<60	<20	NA	ND
	2/19/2010	--			<20	<20	<b>2,230</b>	<50	<20	<50	<b>1,460</b>	<b>547</b>	<40	<40	<60	<20	NA	ND
	9/10/2010	--			<20	<20	<b>5,360</b>	<50	<20	<50	<b>731</b>	<b>96.3</b> <sup>J</sup>	<40	<40	<60	<20		ND
	10/5/2010	--			<20	<20	<b>6,400</b>	<50	<20	<50	<30	<40	<40	<40	<60	<b>20.6</b> <sup>J</sup>		ND
	11/2/2010	(6)			<20	<20	<b>5,830</b>	<50	<20	<50	<30	<40	<40	<40	<60	<20		ND
	3/1/2011	--			<20	<20	<b>5,010</b>	<50	<20	<50	<30	<40	<40	<40	<60	<b>20.8</b> <sup>J</sup>		ND
	12/28/2011	(7)			<20	<20	<b>1,710</b>	<50	<20	<50	<b>159</b>	<b>78.3</b> <sup>J</sup>	<40	<40	<60	<b>1,020</b>		ND
9/10/2013	(10)			<0.30	0.52 *	<b>420</b>	14	<0.30	<0.40	<b>2,100</b>	<b>190</b>	<0.80	<0.30	<0.90	<b>650</b>		1,1,2-Trichloroethane <b>0.53</b> * 1,1-Dichloroethene <b>19</b> 1,2-Dichlorobenzene <b>5.2</b> 1,4-Dichlorobenzene <b>1.3</b> Tetrahydrofuran <b>5.8</b> *	
IW-22	9/10/2013	(10)			<0.30	<0.23	<b>73</b>	2.2	<0.30	0.49 *	<0.29	<b>1.2</b> *	<0.80	<0.30	<0.90	<b>550</b>		1,1-Dichloroethene <b>0.74</b> * Acetone <b>500</b>

**Table 2. Groundwater Analytical Results Summary - VOCs**  
**Laundry Land Cleaners / SCS Engineers Project #25211374.50**  
 (Results are in µg/L)

Sample	Date	Lab Notes	DRO	GRO	Benzene	Chloroform	cis-1,2-Dichloroethene	trans-1,2-Dichloroethene	Ethylbenzene	MTBE	PCE	TCE	TMBs	Toluene	Xylenes	Vinyl Chloride	Lead	Other VOCs	
MW-1	8/21/2008	--			<0.16	<b>0.50</b>	<b>1.5</b>	<0.50	--	<b>1.8</b>	<b>33</b>	<u>1.1</u>	--	--	--	<0.15	--	--	
	10/1/2008	--			<0.16	<b>0.47</b>	<b>1.2</b>	<0.50	<0.28	<b>1.4</b>	<b>28</b>	<u>0.96</u>	<b>0.41</b>	<0.20	<b>0.76</b>	<0.15	NA	ND	
	11/2/2009	--			<0.20	<b>0.41</b> <sup>J</sup>	<b>3.62</b>	<0.50	<b>0.21</b> <sup>J</sup>	<0.50	<b>24.2</b>	<u>0.99</u> <sup>J</sup>	<0.40	<0.40	<0.60	<0.20	NA	ND	
	11/3/2010	(6)			<0.20	<b>0.24</b> <sup>J</sup>	<b>3.37</b>	<0.50	<0.20	<0.50	<b>27.4</b>	<u>2.61</u>	<0.40	<0.40	<0.60	<0.20		ND	
	12/27/2011	--			<0.20	<b>0.29</b> <sup>J</sup>	<b>1.95</b>	<0.50	<0.20	<b>1.63</b> <sup>J</sup>	<b>30</b>	<u>1.75</u>	<0.40	<0.40	<0.60	<0.20		ND	
	4/29/2015	(11)			<0.50	<2.5	<b>2.9</b>	<0.26	<0.50	<b>0.20</b> <sup>J</sup>	<b>9.4</b>	<u>0.58</u> <sup>J</sup>	<1.00	<0.50	<1.5	<0.18		Chloromethane	<b>1.2</b>
	4/25/2016	(12)	NA	NA	<0.50	<2.5	<u>8.7</u>	<b>0.37</b> <sup>J</sup>	<0.50	<b>0.50</b> <sup>J</sup>	<b>9.0</b>	<u>0.70</u> <sup>J</sup>	<1.00	<0.50	<1.5	<0.18	NA	ND	
PZ-1	8/21/2008	--			<b>0.43</b>	<b>0.47</b>	<b>2.5</b>	<0.50	--	<u>14</u>	<u>2.0</u>	<b>0.32</b>	--	-	--	<u>1.0</u>	--	--	
	10/1/2008	--			<b>0.33</b>	<b>0.47</b>	<b>2.7</b>	<0.50	<0.28	<u>14</u>	<u>1.3</u>	<b>0.40</b>	<0.43	<0.20	<1.0	<u>1.2</u>	NA	ND	
	11/2/2009	--			<0.20	<b>0.24</b> <sup>J</sup>	<b>2.36</b>	<0.50	<0.20	<b>4.08</b>	<b>0.37</b> <sup>J</sup>	<0.40	<0.40	<0.40	<0.60	<u>0.57</u> <sup>J</sup>	NA	ND	
	11/3/2010	(6)			<0.20	<b>0.30</b> <sup>J</sup>	<b>4.96</b>	<0.50	<0.20	<b>5.12</b>	<u>0.94</u> <sup>J</sup>	<u>0.62</u> <sup>J</sup>	<0.40	<0.40	<0.60	<u>1.07</u>		ND	
	12/28/2011	--			<0.20	<b>0.27</b> <sup>J</sup>	<b>2.87</b>	<0.50	<0.20	<b>2.50</b>	<b>10</b>	<u>0.99</u> <sup>J</sup>	<0.40	<0.40	<0.60	<0.20		ND	
	4/29/2015	--			<0.50	<2.5	<b>5.1</b>	<0.26	<0.50	<b>2.2</b>	<b>5.4</b>	<u>0.84</u> <sup>J</sup>	<1.00	<0.50	<1.5	<u>0.44</u> <sup>J</sup>		ND	
	4/25/2016	(13)	NA	NA	<0.50	<2.5	<b>1.3</b>	<0.26	<0.50	<b>2.3</b>	<u>3.4</u>	<b>0.41</b> <sup>J</sup>	<1.00	<0.50	<1.5	<0.18	NA		
MW-2	8/21/2008	--			<b>0.19</b>	<b>0.37</b>	<b>190</b>	<b>3.3</b>	<14	<0.23	<b>940</b>	<b>66</b>	<21.5	<10	<50	<0.15	NA	Methylene Chloride	<b>73</b>
	10/1/2008	--			<8.0	<11	<u>160</u>	<25	--	<12	<u>920</u>	<u>56</u>	--	--	--	<7.5	--	--	
	11/2/2009	--			<10	<10	<u>35.7</u> <sup>J</sup>	<25	<10	<25	<u>630</u>	<20	<20	<20	<30	<10	NA	ND	
	11/3/2010	(6)			<10	<10	<u>39.5</u> <sup>J</sup>	<25	<10	<25	<u>542</u>	<20	<20	<20	<30	<10		ND	
	12/27/2011	--			<10	<10	<u>38.3</u> <sup>J</sup>	<25	<10	<25	<u>319</u>	<20	<20	<20	<30	<10		ND	
	9/10/2013	(10)			<0.30	<0.23	<b>92</b>	<b>2.7</b>	<0.30	<0.40	<b>500</b>	<b>41</b>	<0.80	<0.30	<0.90	<u>0.25</u> <sup>*</sup>		ND	
	4/29/2015	(11)			<5.0	<25.0	<u>34.1</u>	<2.6	<5.0	<1.7	<b>414</b>	<b>14.3</b>	<10.0	<5.0	<15.0	<u>3.7</u> <sup>J</sup>		ND	
	4/25/2016	(13)	NA	NA	<2.0	<10.0	<u>69.0</u>	<1.0	<2.0	<0.70	<b>298</b>	<b>16.8</b>	<4.0	<2.0	<6.0	<u>17.1</u>	NA	ND	
PZ-2	8/21/2008	--			<0.16	<0.22	<b>2.5</b>	<0.50	--	<0.23	<b>5.9</b>	<u>0.58</u>	--	--	--	<0.15	--	--	
	10/1/2008	--			<0.16	<0.22	<b>4.0</b>	<0.50	<0.28	<0.23	<b>22</b>	<u>1.0</u>	<0.43	<b>0.24</b>	<1.0	<0.15	NA	p-Isopropyltoluene	<b>0.30</b>
	11/2/2009	--			<0.20	<0.20	<b>1.5</b>	<0.50	<0.20	<0.50	<u>0.79</u> <sup>J</sup>	<0.40	<0.40	<0.40	<0.60	<0.20	NA	4-Isopropyltoluene	<b>1.07</b> <sup>J</sup>
	11/3/2010	(6)			<0.20	<0.20	<b>2.05</b>	<0.50	<0.20	<0.50	<b>24.4</b>	<u>1.80</u>	<0.40	<0.40	<0.60	<0.20		Chloromethane	<b>0.90</b> <sup>J</sup>
	12/27/2011	--			<1.00	<1.00	<u>23.2</u>	<2.50	<1.00	<2.50	<b>296</b>	<u>11.2</u>	<2.00	<2.00	<3.00	<1.00		ND	
	9/10/2013	(10)			<0.30	<0.23	<b>49</b>	<b>0.92</b> <sup>*</sup>	<0.30	<0.40	<b>61</b>	<b>8.3</b>	<0.80	<0.30	<0.90	<b>5.9</b>		Acetone	<b>4.2</b> <sup>*</sup>
	4/29/2015	--			<0.50	<2.5	<u>74.2</u>	<b>1.5</b>	<0.50	<b>0.29</b> <sup>J</sup>	<b>41.8</b>	<u>11.4</u>	<1.00	<0.50	<1.5	<u>63.0</u>		ND	
	4/25/2016	(13)	NA	NA	<0.50	<2.5	<u>61.6</u>	<b>0.87</b> <sup>J</sup>	<0.50	<b>0.22</b> <sup>J</sup>	<u>1.3</u>	<u>11.2</u>	<1.00	<0.50	<1.5	<u>39.8</u>	NA	ND	

**Table 2. Groundwater Analytical Results Summary - VOCs**  
**Laundry Land Cleaners / SCS Engineers Project #25211374.50**  
 (Results are in µg/L)

Sample	Date	Lab Notes	DRO	GRO	Benzene	Chloroform	cis-1,2-Dichloroethene	trans-1,2-Dichloroethene	Ethylbenzene	MTBE	PCE	TCE	TMBs	Toluene	Xylenes	Vinyl Chloride	Lead	Other VOCs
MW-3	8/21/2008	--			0.18	0.27	<u>41</u>	2.0	--	<0.23	<u>1,800</u>	<u>37</u>	--	--	--	<0.15	--	--
	10/1/2008	--			<8.0	<11	<u>89</u>	<25	<14	<12	<u>1,700</u>	<u>39</u>	<21.5	<10	<50	<7.5	NA	Methylene Chloride <u>72</u>
	11/2/2009	--			<20	<20	<u>88.3</u> <sup>J</sup>	<50	<20	<50	<u>1,360</u>	<u>57.6</u> <sup>J</sup>	<40	<40	<60	<20	NA	ND
	11/4/2010	(6)			<20	<20	<40	<50	<20	<50	<u>1,420</u>	<u>44.5</u> <sup>J</sup>	<40	<40	<60	<20		ND
	12/27/2011	--			<20	<20	<40	<50	<20	<50	<u>895</u>	<40	<40	<40	<60	<20		ND
	9/10/2013	(10)			<0.30	<u>0.66</u> <sup>*</sup>	4.6	0.44 <sup>*</sup>	<0.30	<0.40	<u>1,400</u>	<u>13</u>	<0.80	<0.30	<0.90	<0.18		ND
	4/30/2015	(11)			<2.5	<12.5	<u>20.0</u>	<1.3	<2.5	<0.87	<u>515</u>	<u>12.7</u>	<5.0	<2.5	<7.5	<0.88		ND
	4/26/2016	--	NA	NA	<2.5	<12.5	<u>52.0</u>	<1.3	<2.5	<0.87	<u>535</u>	<u>12.5</u>	<5.0	<2.5	<7.5	<0.88	NA	ND
PZ-3	8/21/2008	--			<0.16	<0.22	<u>9.2</u>	<0.5	--	<0.23	<u>300</u>	<u>4.2</u>	--	--	--	<0.15	--	--
	10/1/2008	--			<1.6	<2.2	<u>9.1</u>	<5.0	<2.8	<2.3	<u>230</u>	<u>4.7</u>	<4.3	<2.0	<1.0	<1.5	NA	Methylene Chloride <u>15</u>
	11/2/2009	--			<10	<10	<u>23.4</u> <sup>J</sup>	<25	<10	<25	<u>344</u>	<20	<20	<20	<30	<10	NA	ND
	11/4/2010	(6)			<10	<10	<20	<25	<10	<25	<u>152</u>	<20	<20	<20	<30	<10		ND
	12/27/2011	--			<4.00	<4.00	<u>11.2</u> <sup>J</sup>	<10	<4.00	<10	<u>178</u>	<8.00	<8.00	<8.00	<12	<4.00		ND
	9/10/2013	(10)			<0.30	<0.23	<u>17</u>	<0.30	<0.30	<0.40	<u>48</u>	<u>3.4</u>	<0.80	<0.30	<0.90	<u>2.6</u>		ND
	4/30/2015	(11)			<1.0	<5.0	<u>60.3</u>	0.95 <sup>J</sup>	<1.0	<0.35	<u>123</u>	<u>7.5</u>	<2.0	<1.0	<3.0	<u>45.7</u>		ND
	4/26/2016	--	NA	NA	<0.50	<2.5	<u>51.4</u>	1.1	<0.50	<0.17	<u>93.9</u>	<u>10.5</u>	<1.00	<0.50	<1.5	<u>39.4</u>	NA	1,1-Dichloroethene <u>0.58</u> <sup>J</sup> Chloroethane <u>0.91</u> <sup>J</sup>
MW-4	8/21/2008	--			<8.0	<11	<u>2,300</u>	<u>35</u>	--	<12	<u>4,900</u>	<u>200</u>	--	--	--	<7.5	--	--
	10/1/2008	--			<32	<44	<u>2,300</u>	<100	<56	<46	<u>4,600</u>	<u>200</u>	<86	<40	<200	<30	NA	Methylene Chloride <u>270</u>
	11/2/2009	(1)			<20	<20	<u>1,520</u>	<50	<20	<50	<u>3,170</u>	<u>144</u>	<40	<40	<60	<20	NA	ND
	11/2/2010	(6)			<20	<20	<u>4,200</u>	<u>52.4</u> <sup>J</sup>	<20	<50	<u>399</u>	<u>168</u>	<40	<40	<60	<20		ND
	12/28/2011	--			<20	<20	<u>250</u>	<50	<20	<50	<30	<40	<40	<40	<60	<u>1,330</u>		ND
	9/10/2013	(10)			<0.30	0.30 <sup>*</sup>	<u>380</u>	14	<0.30	<0.40	<u>860</u>	<u>560</u>	<0.80	<0.30	<0.90	<u>610</u>		1,1,2-Trichloroethane <u>0.60</u> <sup>*</sup> 1,1-Dichloroethene <u>46</u> 1,2-Dichlorobenzene <u>5.4</u> 1,4-Dichlorobenzene <u>1.1</u> Tetrahydrofuran <u>10</u> <sup>*</sup>
	4/29/2015	(11)			<1.0	<5.0	<u>37.2</u>	11.4	1.0 <sup>J</sup>	<0.35	<u>15.3</u>	<u>2.7</u>	<2.0	2.9	3.0 <sup>J</sup>	<u>135</u>		1,2-Dichlorobenzene <u>1.0</u> <sup>J</sup> Chloroethane <u>3.1</u>
	4/26/2016	--	NA	NA	<1.2	<6.2	5.7	5.1	<1.2	<0.44	<1.2	<0.83	<2.4	<1.2	<3.8	<u>340</u>	NA	1,2-Dichlorobenzene <u>1.8</u> <sup>J</sup> Chloroethane <u>4.6</u>

**Table 2. Groundwater Analytical Results Summary - VOCs**  
**Laundry Land Cleaners / SCS Engineers Project #25211374.50**  
 (Results are in µg/L)

Sample	Date	Lab Notes	DRO	GRO	Benzene	Chloroform	cis-1,2-Dichloroethene	trans-1,2-Dichloroethene	Ethylbenzene	MTBE	PCE	TCE	TMBs	Toluene	Xylenes	Vinyl Chloride	Lead	Other VOCs
PZ-4	8/21/2008	--			<0.16	<0.22	<b>6.0</b>	<0.5	--	<0.23	<b>12</b>	<b>1.1</b>	--	--	--	<0.15	--	--
	10/1/2008	--			<0.16	<0.22	<b>5.3</b>	<b>0.99</b>	<0.28	<0.23	<b>13</b>	<b>1.5</b>	<0.43	<0.20	<1.0	<0.15	NA	ND
	11/2/2009	--			<0.20	<b>0.27<sup>J</sup></b>	<b>2.46</b>	<0.50	<0.20	<0.50	<b>4.11</b>	<b>0.94<sup>J</sup></b>	<0.40	<0.40	<0.60	<0.20	NA	Chloromethane <b>0.72<sup>J</sup></b>
	11/2/2010	(6)			<0.20	<0.20	<b>11.4</b>	<0.50	<0.20	<0.50	<b>3.78</b>	<b>1.01<sup>J</sup></b>	<0.40	<0.40	<0.40	<0.20		Chloromethane <b>0.81<sup>J</sup></b>
	12/28/2011	--			<0.20	<0.20	<b>6.27</b>	<0.50	<0.20	<0.50	<b>4.22</b>	<b>0.69<sup>J</sup></b>	<0.40	<0.40	<0.60	<0.20		ND
	9/10/2013	(10)			<0.30	<0.23	<b>8.6</b>	<b>0.30<sup>*</sup></b>	<0.30	<0.40	<b>110</b>	<b>6.0</b>	<0.80	<0.30	<0.90	<b>2.4</b>		1,1-Dichloroethene <b>0.26<sup>*</sup></b>
	4/29/2015	--			<0.50	<2.5	<b>7.7</b>	<b>0.47<sup>J</sup></b>	<0.50	<b>0.61<sup>J</sup></b>	<b>1.2</b>	<b>1.1</b>	<1.00	<0.50	<1.5	<b>3.8</b>		ND
	4/26/2016	(15)	NA	NA	<0.50	<2.5	<b>2.1</b>	<0.26	<0.50	<b>0.96<sup>J</sup></b>	<0.50	<b>0.57<sup>J</sup></b>	<1.00	<0.50	<1.5	<b>0.27<sup>J</sup></b>	NA	ND
4/26/2016 (DUP)	--	NA	NA	<0.50	<2.5	<b>2.0</b>	<0.26	<0.50	<b>0.89<sup>J</sup></b>	<0.50	<b>0.38<sup>J</sup></b>	<1.00	<0.50	<1.5	<0.18 <sup>J</sup>	NA	ND	
MW-5	8/21/2008	--			<1.6	<2.2	<b>13</b>	<5.0	--	<2.3	<b>190</b>	<b>11</b>	--	--	--	<1.5	--	--
	10/1/2008	--			<0.32	<0.44	<b>5.9</b>	<1.0	<0.56	<0.46	<b>110</b>	<b>7.1</b>	<0.86	<0.40	<2.0	<0.3	NA	Methylene Chloride <b>2.4</b>
	10/30/2009	--			<2.0	<2.0	<b>22.1</b>	<5.0	<2.0	<5.0	<b>186</b>	<b>18.7</b>	<4.0	<4.0	<6.0	<2.0	NA	ND
	11/2/2010	(6)			<2.00	<2.00	<b>7.26<sup>J</sup></b>	<5.00	<2.00	<5.00	<b>175</b>	<b>11.1<sup>J</sup></b>	<4.00	<4.00	<4.00	<2.00		ND
	12/27/2011	--			<2.00	<2.00	<b>7.17<sup>J</sup></b>	<5.00	<2.00	<5.00	<b>149</b>	<b>9.82<sup>J</sup></b>	<4.00	<4.00	<6.00	<2.00		ND
	4/30/2015	(11)			<0.50	<2.5	<b>3.9</b>	<0.26	<0.50	<0.17	<b>64.6</b>	<b>3.6</b>	<1.00	<0.50	<1.5	<0.18		ND
	4/25/2016	(13)	NA	NA	<0.50	<2.5	<b>2.6</b>	<0.26	<0.50	<0.17	<b>84.4</b>	<b>4.5</b>	<1.00	<0.50	<1.5	<0.18	NA	
	4/25/2016 (DUP)	(13)	NA	NA	<0.50	<2.5	<b>2.0</b>	<0.26	<0.50	<0.17	<b>87.5</b>	<b>4.4</b>	<1.00	<0.50	<1.5	<0.18	NA	ND
PZ-5	8/21/2008	--			<b>2.4</b>	<0.22	<b>1.1</b>	<0.5	--	<b>2.0</b>	<b>2.4</b>	<b>0.27</b>	--	--	--	<0.15	--	--
	10/1/2008	--			<0.16	<b>0.34</b>	<b>2.1</b>	<0.5	<0.28	<b>3.4</b>	<b>1.6</b>	<b>0.72</b>	<0.43	<0.20	<b>0.71</b>	<0.15	NA	ND
	10/30/2009	--			<b>0.31<sup>J</sup></b>	<0.20	<b>1.6</b>	<0.50	<0.20	<b>3.79</b>	<b>0.98<sup>J</sup></b>	<b>0.53</b>	<0.60	<0.40	<0.60	<0.20	NA	ND
	11/3/2010	(6)			<0.20	<0.20	<b>1.37</b>	<0.50	<0.20	<b>1.75</b>	<b>0.31<sup>J</sup></b>	<0.40	<0.60	<0.40	<0.60	<0.20		Chloromethane <b>0.41<sup>J</sup></b>
	12/27/2011	--			<0.20	<b>0.26<sup>J</sup></b>	<b>2.60</b>	<0.50	<0.20	<b>2.60</b>	<0.30	<b>0.41<sup>J</sup></b>	<0.40	<0.40	<0.60	<b>0.27<sup>J</sup></b>		Dichlorodifluoromethane <b>0.41<sup>J</sup></b>
	4/30/2015	--			<0.50	<2.5	<b>2.1</b>	<0.26	<0.50	<b>3.6</b>	<b>1.3</b>	<b>0.98<sup>J</sup></b>	<1.00	<0.50	<1.5	<b>0.28<sup>J</sup></b>		Dichlorodifluoromethane <b>0.27<sup>J</sup></b>
	4/26/2016	(13)	NA	NA	<0.50	<2.5	<b>3.8</b>	<0.26	<0.50	<b>3.4</b>	<b>1.9</b>	<b>0.74<sup>J</sup></b>	<1.00	<0.50	<1.5	<b>0.91<sup>J</sup></b>	NA	ND
MW-6	10/1/2008	--			<0.16	<0.22	<0.40	<0.50	<0.28	<0.23	<b>1.8</b>	<0.15	<b>0.28</b>	<b>0.23</b>	<b>0.72</b>	<0.15	NA	ND
	10/31/2008	--			<0.16	<0.22	<0.40	<0.50	<0.28	<0.23	<b>1.4</b>	<0.15	<0.43 <sup>Q</sup>	<b>0.23</b>	<1.0	<0.15	NA	ND
	10/30/2009	--			<0.20	<0.20	<0.40	<0.50	<b>0.27<sup>J</sup></b>	<0.50	<b>2.53</b>	<0.40	<0.40	<b>0.40<sup>J</sup></b>	<0.60	<0.20	NA	ND
	11/3/2010	(6)			<0.20	<0.20	<0.40 <sup>J</sup>	<0.50	<0.20	<0.50	<b>3.88</b>	<0.40	<0.40	<0.40	<0.60	<0.20		Chloromethane <b>0.62<sup>J</sup></b>
MW-7	10/1/2008	--			<0.16	<0.22	<b>1.1</b>	<0.50	<0.28	<0.23	<b>570</b>	<b>9.8</b>	<0.43	<0.20	<1.0	<0.15	NA	Chloromethane <b>0.54</b>
	10/31/2008	--			<3.2	<4.4	<8.0	<10	<5.6	<4.6	<b>570</b>	<b>9.5</b>	<10.8 <sup>Q</sup>	<4.0	<20	<0.3	NA	Methylene Chloride <b>17</b>
	11/2/2009	--			<10	<10	<20	<25	<10	<25	<b>688</b>	<20	<20	<20	<30	<10	NA	ND
	11/3/2010	(6)			<10	<10	<20	<25	<10	<25	<b>641</b>	<20	<20	<20	<30	<10		ND
	12/27/2011	--			<10	<10	<20	<25	<10	<25	<b>537</b>	<20	<20	<20	<30	<10		ND
	4/30/2015	(11)			<5.0	<25.0	<2.6	<2.6	<5.0	<1.7	<b>481</b>	<b>9.2<sup>J</sup></b>	<10	<5.0	<15.0	<1.8		ND
	4/26/2016	(13)	NA	NA	<2.5	<12.5	<1.3	<1.3	<2.5	<0.87	<b>400</b>	<b>6.8</b>	<5.0	<2.5	<7.5	<0.88	NA	ND

**Table 2. Groundwater Analytical Results Summary - VOCs**  
**Laundry Land Cleaners / SCS Engineers Project #25211374.50**  
 (Results are in µg/L)

Sample	Date	Lab Notes	DRO	GRO	Benzene	Chloroform	cis-1,2-Dichloroethene	trans-1,2-Dichloroethene	Ethylbenzene	MTBE	PCE	TCE	TMBs	Toluene	Xylenes	Vinyl Chloride	Lead	Other VOCs
PZ-7	10/1/2008	--			<0.16	<0.22	<b>1.3</b>	<0.50	<0.28	<0.23	<b>100</b>	<b>2.6</b>	<0.43	<0.20	<1.0	<0.15	NA	ND
	10/31/2008	--			<0.16	<0.22	<b>2.1</b>	<0.50	<0.28	<0.23	<b>85</b>	<b>2.7</b>	<0.43 Q	<0.20	<1.0	<0.15	NA	Chlormethane <b>0.40</b> 1,2-Dichloroethane <b>0.51</b> 1,1,2,2-Tetrachloroethane <b>85</b> 1,1,2-Trichloroethane <b>1.2</b>
	11/2/2009	--			<2.0	<2.0	<4.0	<5.0	<2.0	<5.0	<b>164</b>	<4.0	<4.0	<4.0	<6.0	<2.0	NA	ND
	11/3/2010	(6)			<2.00	<2.00	<b>4.34</b> J	<5.00	<2.00	<5.00	<b>185</b>	<b>5.40</b> J	<4.00	<4.00	<6.00	<2.00		ND
	12/27/2011	--			<2.00	<2.00	<4.00	<5.00	<2.00	<5.00	<b>160</b>	<4.00	<4.00	<4.00	<6.00	<2.00		ND
	4/30/2015	--			<0.50	<2.5	<b>15.4</b>	<0.26	<0.50	<0.17	<b>105</b>	<b>5.5</b>	<1.00	<0.50	<1.5	<0.18		1,2-Dichloroethane <b>0.27</b> J
	4/26/2016	--	NA	NA	<0.50	<2.5	<b>6.2</b>	<0.26	<0.50	<0.17	<b>86.3</b>	<b>4.1</b>	<1.00	<0.50	<1.5	<0.18	NA	ND
MW-8	10/1/2008	--			<0.16	<0.22	<b>97</b>	<b>1.2</b>	<0.28	<0.23	<b>1,000</b>	<b>49</b>	<b>0.30</b>	<0.20	<b>0.55</b>	<b>1.5</b>	NA	ND
	10/31/2008	--			<8.0	<11	<b>110</b>	<25	<14	<12	<b>890</b>	<b>59</b>	<21.5 Q	<10	<50	<7.5	NA	Methylene Chloride <b>34</b>
	11/2/2009	--			<20	<20	<b>74.7</b> J	<50	<20	<50	<b>854</b>	<b>57.8</b> J	<40	<40	<60	<20	NA	ND
	11/4/2010	(6)			<20	<20	<b>71</b> J	<50	<20	<50	<b>765</b>	<b>55.8</b> J	<40	<40	<60	<20		ND
	12/27/2011	(8)			<20	<20	<b>53.1</b> J	<50 DUP	<20 S1H	<50	<b>674</b>	<40 S2L	<40	<40	<60 S1H, S2H	<20		sec-Butylbenzene <b>33.6</b> J
MW-8R	5/1/2015	(11)			<0.50	<2.5	<b>0.26</b> J	<0.26	<0.50	<0.17	<b>29.3</b>	<b>0.67</b> J	<1.00	<0.50	<1.5	<0.18		ND
	4/25/2016	(13)	NA	NA	<0.50	<2.5	<b>9.3</b>	<b>0.82</b> J	<0.50	<b>0.69</b> J	<b>27.7</b>	<b>2.7</b>	<1.00	<0.50	<1.5	<b>4.8</b>	NA	ND
MW-9	10/31/2008	--			<0.16	<0.22	<b>1.8</b>	<0.5	<0.28	<0.23	<b>140</b>	<b>3.9</b>	<0.43 Q	<10	<50	<0.15	NA	ND
PZ-9	11/2/2009	--			<20	<20	<40	<50	<20	<50	<b>374</b>	<40	<40	<40	<60	<20	NA	ND
	11/4/2010	(6)			<20	<20	<40	<50	<20	<50	<b>256</b>	<40	<40	<40	<60	<20		ND
	12/27/2011	(9)			<2.00	<2.00	<4.00	<5.00	<2.00	<5.00	<b>327</b>	<b>13.6</b>	<4.00	<4.00	<6.00	<2.00		ND
	4/29/2015	(11)			<1.2	<6.2	<0.64	<0.64	<1.2	<0.44	<b>156</b>	<b>10.7</b>	<2.4	<1.2	<3.8	<0.44		ND
	4/25/2016	(13)	NA	NA	<0.50	<2.5	<0.26	<0.26	<0.50	<0.17	<b>116</b>	<b>1.0</b>	<1.00	<0.50	<1.5	<0.18	NA	Trichlorofluoromethane <b>0.19</b> J
PZ-9A	1/8/2013	--			<0.074	<0.20	<0.12	<0.25	<0.13	<0.24	<b>180</b>	<b>2.0</b>	<0.32	<0.11	<0.068	<0.10	NA	ND
	4/29/2015	--			<0.50	<2.5	<0.26	<0.26	<0.50	<0.17	<b>125</b>	<b>1.8</b>	<1.00	<0.50	<1.5	<0.18		Trichlorofluoromethane <b>0.28</b> J
	4/25/2016	(13)	NA	NA	<0.50	<2.5	<0.26	<0.26	<0.50	<0.17	<b>81.9</b>	<b>0.63</b> J	<1.00	<0.50	<1.5	<0.18	NA	Trichlorofluoromethane <b>0.46</b> J
MW-10	10/31/2008	--			<b>0.33</b>	<b>0.77</b>	<2.0	<0.50	<0.28	<0.23	<b>0.59</b>	<0.15	<0.43 Q	<0.20	<1.0	<0.15	NA	Chloroethane <b>0.77</b> Chloromethane <b>2.0</b>
	10/30/2009	--			<0.20	<0.20	<0.40	<0.50	<0.20	<0.50	<0.30	<0.40	<0.40	<0.40	<0.60	<0.20	NA	ND
	11/2/2010	(5)(6)			<0.20	<b>0.41</b> J	<0.40	<0.50	<0.20	<0.50	<0.30	<0.40	<0.40	<0.40	<0.60	<0.20		ND
	12/27/2011	--			<0.20	<b>0.36</b> J	<0.40	<0.50	<0.20	<0.50	<0.30	<0.40	<0.40	<0.40	<0.60	<0.20		ND
	4/30/2015	--			<0.50	<2.5	<0.26	<0.26	<0.50	<0.17	<0.50	<0.33	<1.00	<0.50	<1.5	<0.18		ND
	4/25/2016	(13)	NA	NA	<0.50	<2.5	<0.26	<0.26	<0.50	<0.17	<0.50	<0.33	<1.00	<0.50	<1.5	<0.18	NA	ND

**Table 2. Groundwater Analytical Results Summary - VOCs**  
**Laundry Land Cleaners / SCS Engineers Project #25211374.50**  
 (Results are in µg/L)

Sample	Date	Lab Notes	DRO	GRO	Benzene	Chloroform	cis-1,2-Dichloroethene	trans-1,2-Dichloroethene	Ethylbenzene	MTBE	PCE	TCE	TMBs	Toluene	Xylenes	Vinyl Chloride	Lead	Other VOCs
MW-11	10/30/2009	--			<2.0	<2.0	<4.0	<5.0	<2.0	<5.0	<b>78.4</b>	<b>32.3</b>	<4.0	<4.0	<6.0	<2.0	NA	ND
	11/3/2010	(6)			<2.00	<2.00	<4.00	<5.00	<2.00	<5.00	<b>61</b>	<b>16.5</b>	<4.00	<4.00	<6.00	<2.00		ND
	12/27/2011	(9)			<1.00	<1.00	<2.00	<2.50	<1.00	<2.50	<b>84.4</b>	<b>29.4</b>	<2.00	<2.00	<3.00	<1.00		ND
	4/30/2015	--			<0.50	<2.5	<b>0.63</b> <sup>J</sup>	<0.26	<0.50	<0.17	<b>61.2</b>	<b>14.1</b>	<1.00	<0.50	<1.5	<0.18		ND
	4/25/2016	(13)	NA	NA	<0.50	<2.5	<b>0.32</b> <sup>J</sup>	<0.26	<0.50	<0.17	<b>49.0</b>	<b>11.7</b>	<1.00	<0.50	<1.5	<0.18	NA	
PZ-11	10/30/2009	--			<2.0	<2.0	<b>11.8</b> <sup>J</sup>	<5.0	<2.0	<5.0	<b>82.8</b>	<b>55.2</b>	<4.0	<4.0	<6.0	<2.0	NA	ND
	11/3/2010	(6)			<2.00	<2.00	<4.00	<5.00	<2.00	<5.00	<b>44.3</b>	<b>26.8</b>	<4.00	<4.00	<6.00	<2.00		ND
	12/27/2011	(9)			<1.00	<1.00	<b>5.47</b> <sup>J</sup>	<2.50	<1.00	<2.50	<b>60.5</b>	<b>36.1</b>	<2.00	<2.00	<3.00	<1.00		ND
	4/30/2015	--			<0.50	<2.5	<b>0.82</b> <sup>J</sup>	<0.26	<0.50	<0.17	<b>42.6</b>	<b>12.5</b>	<1.00	<0.50	<1.5	<0.18		ND
	4/25/2016	(13)	NA	NA	<0.50	<2.5	<b>0.58</b> <sup>J</sup>	<0.26	<0.50	<0.17	<b>30.5</b>	<b>9.4</b>	<1.00	<0.50	<1.5	<0.18	NA	ND
MW-12	10/30/2009	--			<0.20	<0.20	<0.40	<0.50	<0.20	<0.50	<b>4.1</b>	<0.40	<0.40	<0.40	<0.60	<0.20	NA	ND
	11/2/2010	(6)			<0.20	<0.20	<0.40	<0.50	<0.20	<0.50	<b>2.93</b>	<0.40	<0.20	<0.40	<0.60	<0.20		Chloromethane <b>0.43</b> <sup>J</sup>
	12/27/2011	--			<0.20	<b>0.33</b> <sup>J</sup>	<0.40	<0.50	<0.20	<0.50	<b>3.56</b>	<0.40	<0.40	<0.40	<0.60	<0.20		ND
	5/1/2015	--			<0.50	<2.5	<0.26	<0.26	<0.50	<0.17	<b>6.1</b>	<0.33	<1.00	<0.50	<1.5	<0.18		ND
	4/25/2016	(13)	NA	NA	<0.50	<2.5	<0.26	<0.26	<0.50	<0.17	<b>5.7</b>	<0.33	<1.00	<0.50	<1.5	<0.18	NA	ND
MW-13	5/1/2015	(11)			<0.50	<2.5	<0.26	<0.26	<0.50	<0.17	<b>7.7</b>	<b>0.44</b> <sup>J</sup>	<1.00	<0.50	<1.5	<0.18		ND
	4/25/2016	(14)	NA	NA	<0.50	<2.5	<0.26	<0.26	<0.50	<0.17	<b>12.3</b>	<b>0.97</b> <sup>J</sup>	<1.00	<0.50	<1.5	<0.18	NA	ND
MW-14	5/1/2015	--			<0.50	<2.5	<0.26	<0.26	<0.50	<0.17	<0.50	<0.33	<1.00	<0.50	<1.5	<0.18		ND
	4/25/2016	(13)	NA	NA	<0.50	<2.5	<0.26	<0.26	<0.50	<0.17	<0.50	<0.33	<1.00	<0.50	<1.5	<0.18	NA	ND
MW-15	5/1/2015	(11)			<0.50	<2.5	<0.26	<0.26	<0.50	<0.17	<0.50	<0.33	<1.00	<0.50	<1.5	<0.18		ND
	4/26/2016	(13)	NA	NA	<0.50	<2.5	<0.26	<0.26	<0.50	<0.17	<0.50	<0.33	<1.00	<0.50	<1.5	<0.18	NA	ND
Field Blank	4/29/2015	--			<0.50	<2.5	<0.26	<0.26	<0.50	<0.17	<0.50	<0.33	<1.00	<0.50	<1.5	<0.18		ND
Trip Blank	10/1/2008	--			<0.16	<0.22	<0.40	<0.50	<0.28	<0.23	<0.40	<0.15	<0.43	<0.20	<1.0	<0.15	NA	Methylene Chloride <b>0.56</b>
	10/30/2008	--			<0.18	<0.22	<0.40	<0.50	<0.28	<0.23	<0.40	<0.15	<0.43 <sup>Q</sup>	<0.20	<1.0	<0.15	NA	ND
	10/30/2009	--			<0.20	<0.20	<0.40	<0.50	<0.20	<0.50	<0.30	<0.40	<0.40	<0.40	<0.60	<0.20	NA	ND
	11/2/2009	--			<0.20	<0.20	<0.40	<0.50	<0.20	<0.50	<0.30	<0.40	<0.40	<0.40	<0.60	<0.20	NA	ND
	1/20/2010	(4)			<0.20	<0.20	<0.40	<0.50	<0.20	<0.50	<0.30	<0.40	<0.40	<0.40	<0.60	<0.20	NA	ND
	9/11/2010	--			<0.20	<0.20	<0.40	<0.50	<0.20	<0.50	<0.30	<0.40	<0.40	<0.40	<0.60	<0.20		ND
	10/5/2010	--			<0.20	<0.20	<0.40	<0.50	<0.20	<0.50	<0.30	<0.40	<0.40	<0.40	<0.60	<0.20		ND
	11/2/2010	(6)			<0.20	<0.20	<0.40	<0.50	<0.20	<0.50	<0.30	<0.40	<0.40	<0.40	<0.60	<0.20		ND
	3/1/2011	--			<0.20	<0.20	<0.40	<0.50	<0.20	<0.50	<0.30	<0.40	<0.40	<0.40	<0.60	<0.20		ND
	12/28/2011	--			<0.20	<0.20	<0.40	<0.50	<0.20	<0.50	<0.30	<0.40	<0.40	<0.40	<0.60	<0.20		ND
	9/10/2013	(10)			<0.30	<0.23	<0.30	<0.30	<0.30	<0.40	<0.29	<0.50	<0.80	<0.30	<0.90	<0.18		Acetone <b>3.3</b> <sup>*</sup>
	4/30/2015	--			<0.50	<2.5	<0.26	<0.26	<0.50	<0.17	<0.50	<0.33	<1.00	<0.50	<1.5	<0.18		ND
	4/26/2016	(13)	NA	NA	<0.50	<2.5	<0.26	<0.26	<0.50	<0.17	<0.50	<0.33	<1.00	<0.50	<1.5	<0.18	NA	ND

**Table 2. Groundwater Analytical Results Summary - VOCs**  
**Laundry Land Cleaners / SCS Engineers Project #25211374.50**  
 (Results are in µg/L)

Sample	Date	Lab Notes	DRO	GRO	Benzene	Chloroform	cis-1,2-Dichloroethene	trans-1,2-Dichloroethene	Ethylbenzene	MTBE	PCE	TCE	TMBs	Toluene	Xylenes	Vinyl Chloride	Lead	Other VOCs
Trip Blank 2	12/28/2011	--			<0.20	<0.20	<0.40	<0.50	<0.20	<0.50	<0.30	<0.40	<0.40	<0.40	<0.60	<0.20		ND
Trip Blank 3	12/28/2011	--			<0.20	<0.20	<0.40	<0.50	<0.20	<0.50	<0.30	<0.40	<0.40	<0.40	<0.60	<0.20		ND
Trip Blank 4	12/28/2011	--			<0.20	<0.20	<0.40	<0.50	<0.20	<0.50	<0.30	<0.40	<0.40	<0.40	<0.60	<0.20		ND
Trip Blank 5	12/28/2011	--			<0.20	<0.20	<0.40	<0.50	<0.20	<0.50	<0.30	<0.40	<0.40	<0.40	<0.60	<0.20		ND
Trip Blank 6	12/28/2011	--			<0.20	<0.20	<0.40	<0.50	<0.20	<0.50	<0.30	<0.40	<0.40	<0.40	<0.60	<0.20		ND
NR 140 Enforcement Standards (ES)			NE	NE	5	6	70	100	700	60	5	5	480	800	2,000	2	15	Acetone 9,000 Carbon disulfide 1,000 Chloroethane 400 Chloromethane 30 Dichlorodifluoromethane 1,000 1,2-Dichlorobenzene 600 1,4-Dichlorobenzene 75 1,1-Dichloroethene 7 1,2-Dichloroethane 5 Methylene Chloride 5 1,1,2,2-Tetrachloroethane 0.2 1,1,2-Trichloroethane 5 Tetrahydrofuran 50
NR 140 Preventive Action Limits (PAL)			NE	NE	0.5	0.6	7	20	140	12	0.5	0.5	96	160	400	0.02	1.5	Acetone 1,800 Carbon disulfide 200 Chloroethane 80 Chloromethane 3 Dichlorodifluoromethane 200 1,2-Dichlorobenzene 60 1,4-Dichlorobenzene 15 1,1-Dichloroethene 0.7 1,2-Dichloroethane 0.5 Methylene Chloride 0.5 1,1,2,2-Tetrachloroethane 0.02 1,1,2-Trichloroethane 0.5 Tetrahydrofuran 10

**Table 2. Groundwater Analytical Results Summary - VOCs  
Laundry Land Cleaners / SCS Engineers Project #25211374.50**

Abbreviations:

µg/L = micrograms per liter or parts per billion (ppb)  
TCE = trichloroethene  
ND = Not Detected

MTBE = Methyl-tert-butyl ether  
TMBs = 1,2,4- and 1,3,5-trimethylbenzenes  
NE = No Standard Established

PCE = tetrachloroethene  
VOCs = Volatile Organic Compounds  
-- = Not Applicable

PVOCs = Petroleum Volatile Organic Compounds  
NA = Not Analyzed

Notes:

NR 140 ES - Wisconsin Administrative Code (WAC), Chapter NR 140.10 Table 1 - Public Health Groundwater Quality Standards.

NR 140 PAL - WAC, Chapter NR 140.10 Table 1 - Public Health Groundwater Quality Standards.

**Bold+underlined** values meet or exceed NR 140 enforcement standards.

*Italic+underlined* values meet or exceed NR 140 preventive action limits.

Laboratory Notes:

\* = Indicates value in between the limit of detection and the limit of the quantitation.

DUP = Result of duplicate analysis in this quality assurance batch exceeds the limits for precision.

J = Estimated concentration below laboratory quantitation level.

Q = Laboratory control sample outside acceptance limits.

S1H = First sample matrix spike recovery was high.

S2H = Second sample matrix spike recovery was high.

S2L = Second sample matrix spike recovery was low.

(1) Chloromethane - Check standard for this analyte exhibited a low bias. Sample results may also be biased low.

(2) 2,2-Dichloropropane - First and second sample matrix spike recovery was low. Result of duplicate analysis in this quality assurance batch exceeds the limits for precision. Chloroethane and Dichlorodifluoromethane - First sample matrix spike recovery was high. Bromomethane and Chloroethane - Second sample matrix spike recovery was high.

Chloromethane - Estimated concentration below laboratory quantitation level. Naphthalene - Result of duplicate analysis in this quality assurance batch exceeds the limits for precision.

(3) 1,1,2-Trichloroethane, chloromethane, dichlorodifluoromethane, methylene chloride, and trichlorofluoromethane - First and second sample matrix spike recovery was high.

2,2-Dichloropropane and cis-1,3-Dichloropropylene - Second sample matrix spike recovery was high. 1,2,4-Trichlorobenzene - Check standard for this analyte exhibited a low bias. Sample results may also be biased low.

Chloromethane - Check standard for this analyte exhibited a high bias. Sample results may also be biased high.

Chloromethane and trichlorofluoromethane - Result of duplicate analysis in this quality assurance batch exceeds the limits for precision.

(4) 1,2,4-Trichlorobenzene - Check standard for this analyte exhibited a low bias. Sample results may also be biased low. Chloromethane - Check standard for this analyte exhibited a high bias. Sample results may also be biased high.

(5) Naphthalene - Result of duplicate analysis in this quality assurance batch exceeds the limits for precision.

(6) 1,1,1-Trichloroethane, Dichlorodifluoromethane - Check standard for this analyte exhibited a high bias. Sample results may also be biased high.

(7) 1,2-Dichloroethane, Dibromomethane - Result of duplicate analysis in this quality assurance batch exceeds the limits for precision.

(8) 1,1-Dichloroethylene, 2,2-Dichloropropane, Methylene Chloride - Result of duplicate analysis in this quality assurance batch exceeds the limits for precision. 4-Isopropyltoluene - First sample matrix spike recovery was high.

(9) Methylene Chloride - Check standard for this analyte exhibited a high bias. Sample results may also be biased high.

(10) 1,2-Dibromo-3-chloropropane, Bromoform - Specified calibration criteria was not met.

(11) Surrogate = Post-analysis pH measurement indicates insufficient VOA sample preservation.

(12) Methyl-tert-butyl ether, Methylene Chloride, Vinyl Chloride, trans-1,2-Dichloroethene, 1,1-Dichloroethene, and Chloroethane = Matrix spike recovery exceeded QC limits. Batch accepted based on laboratory control sample (LCS) recovery. 1,1-Dichloroethane = Analyte recovery in the laboratory control sample exceeded QC limits. Analyte presence below reporting limits in associated sample. Results unaffected by high bias. Matrix Spike recovery and/or matrix spike duplicate recovery was outside laboratory control limits.

(13) 1,1-Dichloroethane = Analyte recovery in the laboratory control sample exceeded QC limits. Analyte presence below reporting limits in associated sample. Results unaffected by high bias.

(14) 1,1-Dichloroethane = Analyte recovery in the laboratory control sample exceeded QC limits. Analyte presence below reporting limits in associated sample. Results unaffected by high bias.

Surrogates - 4-Bromofluorobenzene (S) = Post-analysis pH measurements indicates insufficient VOA sample preservation

(15) Styrene = Matrix spike recovery and/or matrix spike duplicate recovery was outside laboratory control limits.

Created by: TLR Date: 11/20/2009  
Last revision by: AV Date: 5/13/2016  
Checked by: MDB Date: 6/14/2016

I:\3745\Correspondence-Agency\Status Report\_August\_2016\160902 WDNR Status Tables\[Table 2\_GW Results\_VOCs.xls]Notes



Table 3. Groundwater Analytical Results - Natural Attenuation Parameters  
Laundry Land Cleaners / SCS Engineers Project #25211374.50

Sample	Date	Dissolved Alkalinity as CaCO3 (mg/L)	Nitrate + Nitrite Nitrogen (mg/L as N)	Dissolved Iron (mg/L)	Ethane (µg/L)	Ethene (µg/L)	Methane (µg/L)	Dissolved Sulfate (mg/L)	TOC (mg/L)	Total Bromide (mg/L)	Field Conductivity (µs)	pH	Field Temperature (°C)	ORP (mV)	Dissolved Oxygen (mg/L)
IW-1	9/10/2010	NA	NA	NA	NA	NA	NA	NA	9.48	<0.25	3,323	6.97	20.1	-93	3.0
IMW-1-A	11/2/2009	636	16.4	0.569	<1.40	<1.50	<1.80	87.7	3.37	NA	NA	NA	NA	NA	NA
	12/18/2009	NA	NA	NA	NA	NA	NA	NA	NA	0.34 J	NA	NA	NA	166	>15.0
	1/20/2010	NA	NA	NA	NA	NA	NA	NA	5.67 J	0.51 J	>3999	8.02	18.6	221	4.3
	2/19/2010	NA	NA	NA	NA	NA	NA	NA	3.52 J	0.66 J	>3999	6.70	10.5	309	<2.0
	9/10/2010	NA	NA	NA	NA	NA	NA	NA	4.11 J	0.57 J	>3999	6.99	15.6	71	3.5
	10/5/2010	NA	NA	NA	NA	NA	NA	NA	4.71	4.10	752	6.96	16.3	0	<2.0
	11/2/2010	NA	NA	NA	NA	NA	NA	NA	4.63	0.63 J	3,770	6.92	14.7	261	2.3
	3/1/2011	NA	NA	NA	NA	NA	NA	NA	49.1	1.21	4,910	7.35	11.4	-39	NA
	12/28/2011	764	<0.10	20.9	<1.70	15.2	9,250	2.65 J	4.89	<0.32 J	4,390	7.68	12.6	-90	NA
IMW-1-B	11/2/2009	585	19.8	<0.010	<1.40	<1.50	<1.80	97.1	3.04	NA	NA	NA	NA	NA	NA
	12/18/2009	NA	NA	NA	NA	NA	NA	NA	NA	0.64 J	NA	NA	NA	185	>15.0
	1/20/2010	562	17.5	<0.010	<1.40	<1.50	<1.80	91.1	6.48 J	0.77 J	>3999	7.34	14.60	245	<2.0
	2/19/2010	649	15.2	<0.010	<1.70	<1.50	<1.80	70.4	3.95	<0.25	>3999	6.68	9.80	317	<2.0
	9/10/2010	606	8.96	0.011 J	<1.70	<1.50	<1.80	72.2	4.04 J	0.68 J	>3999	6.90	16.40	108	3.5
	10/5/2010	605	10.5	0.014 J	<1.70	<1.50	<1.80	109	5.60	4.47	765	6.93	17.30	-5	<2.0
	11/2/2010	554	8.16	0.015 J	<1.70	<1.50	2.74 J	87.9	4.51	0.53 J	3,680	6.70	15.7	208	2.6
	3/1/2011	708	<0.10	46.3	<1.70	<1.50	873	30.9	49.2	<0.25	11,430	7.23	9.7	-78	NA
	12/28/2011	882	<0.10	20.7	<1.70	156	6,390	1.73 J	20.3	0.42 J	3,820	7.90	13.0	-113	NA
9/10/2013	610	<0.080	23.6	<0.50	17	650	93	NA	NA	3,070	7.28	18.2	-106	NA	
IMW-1-C	11/2/2009	610	16.6	0.026 J	<1.40	<1.50	<1.80	88	5.47	NA	NA	NA	NA	NA	NA
	12/18/2009	NA	NA	NA	NA	NA	NA	NA	NA	0.71 J	NA	NA	NA	163	13.2
	1/20/2010	NA	NA	NA	NA	NA	NA	NA	5.66 J	0.40 J	>3999	7.00	11.0	350	2.0
	2/19/2010	NA	NA	NA	NA	NA	NA	NA	3.87	<0.25	>3999	7.20	10.5	319	3.8
	9/10/2010	NA	NA	NA	NA	NA	NA	NA	4.72 J	0.66 J	>3999	7.03	17.1	62	3.7
	10/5/2010	NA	NA	NA	NA	NA	NA	NA	6.61 <sup>S1L</sup> S2L	1.59 <sup>S1L</sup> S2L	909	6.98	18.3	2	<2.0
	11/2/2010	NA	NA	NA	NA	NA	NA	NA	3.72	0.46 J	3,580	6.91	15.7	225	<2.0
	3/1/2011	NA	NA	NA	NA	NA	NA	NA	116	0.74 J	4,420	7.37	10.0	-116	NA
	12/28/2011	867	<0.10	33.1	<1.70	67	1,680	13.1	11.9	0.43 J	3,750	7.85	12.4	-127	NA
IW-2	9/10/2010	NA	NA	NA	NA	NA	NA	NA	6.79 J	0.67 J	>3999	6.83	18.5	-85	2.6
IMW-2-A	11/2/2009	588	8.39	0.026 J	<1.40	<1.50	<1.80	68.3 <sup>S1H</sup>	3.14	NA	NA	NA	NA	NA	NA
	12/18/2009	NA	NA	NA	NA	NA	NA	NA	NA	0.44 J	NA	NA	NA	215	>15.0
	1/20/2010	NA	NA	NA	NA	NA	NA	NA	3.95 J	0.55 J	>3999	7.36	10.5	157	2.1
	2/19/2010	NA	NA	NA	NA	NA	NA	NA	5.19	0.88	>3999	6.80	11.7	318	<2.0
	9/11/2010	NA	NA	NA	NA	NA	NA	NA	4.29 J	0.75 J	>3999	7.40	18.0	66	2.2
	10/5/2010	NA	NA	NA	NA	NA	NA	NA	4.98 J	0.55 J	652	6.74	17.5	28	3.9
	11/2/2010	NA	NA	NA	NA	NA	NA	NA	6.32	0.80 J	4,580	6.74	14.9	184	3.2
	3/1/2011	NA	NA	NA	NA	NA	NA	NA	5.15	<0.25	7,470	6.93	11.7	45	NA
	12/28/2011	NA	NA	NA	NA	NA	NA	NA	3.46	0.29 J	3,970	8.28	13.2	81	NA
IMW-2-B	11/2/2009	577	14.2	0.053 J	<1.40	<1.50	<1.80	69.3	4.78	NA	NA	NA	NA	NA	NA
	12/18/2009	NA	NA	NA	NA	NA	NA	NA	NA	0.81 J	NA	NA	NA	192	<2.0
	1/20/2010	656	15.9	<0.010	<1.40	<1.50	<1.80	64.1	7.79	1.06	>3999	9.41	15.0	162	<2.0
	2/19/2010	574	18.8	<0.010	<1.70	<1.50	<1.80	84.8	6.34	0.92	>3999	6.80	13.1	311	<2.0
	9/11/2010	594	13.4	<0.010	<1.70	<1.50	<1.80	60.7	4.22 J	0.70 J	>3999	7.21	17.2	52	<2.0
	10/5/2010	573	16.9	<0.010	<1.70	<1.50	<1.80	77.4	6.09 J	0.66 J	646	6.86	17.9	18	2.7
	11/2/2010	594	16.4	<0.010	<1.70	<1.50	<1.80	90.8	6.06	0.78 J	4,530	6.69	15.6	268	<2.0
	3/1/2011	562	12.5	<0.010	<1.70 <sup>S2L,S1L</sup>	<1.50 <sup>S2L,S1L</sup>	<1.80 <sup>S2L</sup>	57.1	3.32	<0.25	4,840	7.01	11.6	38	NA
	12/28/2011	682	0.65	0.046 J	<1.70	<1.50	31.7	23.6	3.66	0.40 J	4,550	7.36	12.8	61	NA
9/10/2013	670	0.95	0.0435	<0.50	38	540	69	NA	NA	3,010	7.26	18.6	-9	NA	

**Table 3. Groundwater Analytical Results - Natural Attenuation Parameters**  
**Laundry Land Cleaners / SCS Engineers Project #25211374.50**

Sample	Date	Dissolved Alkalinity as CaCO3 (mg/L)	Nitrate + Nitrite Nitrogen (mg/L as N)	Dissolved Iron (mg/L)	Ethane (µg/L)	Ethene (µg/L)	Methane (µg/L)	Dissolved Sulfate (mg/L)	TOC (mg/L)	Total Bromide (mg/L)	Field Conductivity (µs)	pH	Field Temperature (°C)	ORP (mV)	Dissolved Oxygen (mg/L)
IMW-2-C	11/2/2009	595	17.1	<0.010	<1.40	<1.50	<1.80	85.2	5.60	NA	NA	NA	NA	NA	NA
	12/18/2009	NA	NA	NA	NA	NA	NA	NA	NA	0.96	NA	NA	NA	260	7.5
	1/20/2010	NA	NA	NA	NA	NA	NA	NA	8.20	1.05	>3999	7.20	7.8	200	2.8
	2/19/2010	NA	NA	NA	NA	NA	NA	NA	8.13	0.86	>3999	6.90	10.3	285	<2.0
	9/11/2010	NA	NA	NA	NA	NA	NA	NA	6.10 J	0.77 J	>3999	7.31	19.3	75	2.2
	10/5/2010	NA	NA	NA	NA	NA	NA	NA	8.61 J	0.80 J	662	6.91	18.6	8	2.6
	11/2/2010	NA	NA	NA	NA	NA	NA	NA	8.24	0.77 J	4,680	6.58	17.2	140	<2.0
	3/1/2011	NA	NA	NA	NA	NA	NA	NA	5.56	<0.25	6,520	6.97	10.1	34	NA
	12/28/2011	NA	NA	NA	NA	NA	NA	NA	3.42	0.52 J	4,020	7.10	13.3	82	NA
IW-3	11/2/2009	666	18.4	0.174	<1.40 <sup>S1L, S2L</sup>	<1.50 <sup>S1L, S2L</sup>	<1.80 <sup>S1L, S2L</sup>	54.1	4.81	NA	NA	NA	NA	NA	NA
	12/18/2009	NA	NA	NA	NA	NA	NA	NA	NA	0.30 J	NA	NA	NA	143	3.6
	1/20/2010	756	<0.10	9.50	<1.40	<1.50	<1.80	23.9	69.8	0.98	3,686	7.43	10.2	-34	11.0
	2/19/2010	659	0.57	9.47	<1.70	<1.50	<1.80	19.9	21.3 J	0.59 J	>3999	6.70	10.6	220	4.2
	9/10/2010	674	<0.10	24.9	<1.70	<1.50	3,960	7.11	7.56 J	0.73 J	3,653	6.94	16.8	-88	4.0
	10/5/2010	984	<0.10	122	<1.70	1.70 J	3,070	<1.00	545	29.4	895	6.49	17.6	-109	4.6
	11/2/2010	764	<0.10	76.8	<1.70	<1.50	8,250	<1.00	134	2.63	3,210	6.69	15.9	-48	3.6
	3/1/2011	796	<0.10	56.7	<1.70	<1.50	11,200	<1.00	31.5	<0.25	4,300	7.33	9.3	-95	NA
	12/28/2011	670	<0.10	24.3	<1.70	13.6	1,880	43.2	5.24	<0.25	3,300	7.00	14.3	-127	NA
9/10/2013	600	4.5	1.02	<0.50	4.1	890	82	NA	NA	2,940	7.31	18.7	-58	3.6	
IW-4	9/10/2010	NA	NA	NA	NA	NA	NA	NA	14.1	1.28	3,845	6.77	18.4	-109	4.3
IW-5	9/10/2010	NA	NA	NA	NA	NA	NA	NA	17.4	1.52	3,406	6.91	18.3	-135	3.5
IW-22	9/10/2013	490	<0.080	30.8	<0.50	3.8	8,000	9.8	NA	NA	3,780	7.20	18.0	-142	1.0
MW-1	11/2/2009	464	2.60	0.847	<1.40	<1.50	2.36 J	62.8	2.48	NA	NA	NA	NA	NA	NA
	11/3/2010	474	2.87	0.840	<1.70	<1.50	8.51	74.6	2.95	NA	2,910	7.04	15.4	175	3.8
	12/27/2011	472	1.31	0.012 J	<1.70	<1.50	7.84	49.6	2.19	NA	3,070	7.17	13.2	288	NA
	4/29/2015	366	1.7	<0.0129	<0.58	<0.52	<1.4	142	0.23 J,C4	NA	3,320	7.02	9.5	299	1.32
4/25/2016	462	1.4	<0.0129	<0.58	<0.52	<1.4	73.6	<1.5 D3,M0	NA	3,424	6.05	13.2	263.3	12.51	
PZ-1	11/2/2009	388	39.2	0.014 J	<1.40	<1.50	<1.80	54.2	7.40	NA	NA	NA	NA	NA	NA
	11/3/2010	484	1.47	<0.010	<1.70	<1.50	<1.80	57.8	2.03	NA	1,620	7.17	15.2	157	<2.0
	12/28/2011	470	1.95	<0.010	<1.70	<1.50	<1.80	57.1	1.94	NA	3,860	7.47	13.7	68	NA
	4/29/2015	405	0.72	<0.0129	<0.58	<0.52	<1.4	59.3	<0.17 C4	NA	3,130	7.01	10.6	273	2.8
	4/25/2016	414	0.37	<0.0129	<0.58	<0.52	<1.4	62.8	<1.5 D3	NA	3,607	5.81	13.1	272.2	13.40

Table 3. Groundwater Analytical Results - Natural Attenuation Parameters  
Laundry Land Cleaners / SCS Engineers Project #25211374.50

Sample	Date	Dissolved Alkalinity as CaCO3 (mg/L)	Nitrate + Nitrite Nitrogen (mg/L as N)	Dissolved Iron (mg/L)	Ethane (µg/L)	Ethene (µg/L)	Methane (µg/L)	Dissolved Sulfate (mg/L)	TOC (mg/L)	Total Bromide (mg/L)	Field Conductivity (µs)	pH	Field Temperature (°C)	ORP (mV)	Dissolved Oxygen (mg/L)
MW-2	11/2/2009	387	12.4 P	0.197	<1.40 <sup>S1L</sup> <sub>S2L</sub>	<1.50 <sup>S1L</sup> <sub>S2L</sub>	2.17 <sup>S1L</sup> <sub>S2L,J</sub>	77.0	3.07	NA	NA	NA	NA	NA	NA
	11/3/2010	412	4.34	0.018 J	<1.70	<1.50	2.15 J	68.8	3.32	NA	3,240	7.30	16.9	185	4.0
	12/27/2011	406	2.70	<0.010	<1.70	<1.50	<1.80	44.7	1.82	NA	1,585	7.32	14.7	293	NA
	9/10/2013	540	11	<0.005	<0.50	<0.70	<0.30	99	NA	NA	6,450	7.22	18.0	188	2.5
	4/29/2015	394	3.8	<0.0129	<0.58	<0.52	97.3	57.7	<0.17 C4	NA	3,170	6.88	10.0	66	0.53
	4/25/2016	453	2.8	<0.0129	<0.58	<0.52	465	60.7	<1.5 D3,M0	NA	4,524	6.23	14.51	221.4	8.54
PZ-2	11/2/2009	340	0.27 J	0.093 J	<1.40	<1.50	12.7	49.5	1.08	NA	NA	NA	NA	NA	NA
	11/3/2010	326	1.08	0.016 J	<1.70	<1.50	2.70 J	54.0	1.90	NA	1,125	7.50	16.4	168	<2.0
	12/27/2011	420	3.11	<0.010	<1.70	<1.50	4.38 J	50.8	1.82	NA	2,750	7.40	13.7	79	NA
	9/10/2013	440	1.7	0.0189	<0.50	<0.70	32	55	NA	NA	1,787	7.55	16.5	-8	1.2
	4/29/2015	346	0.35	0.55	<0.58	0.72 J	115	38.3	0.53 C4	NA	3,100	6.08	10.5	-75	2.71
	4/25/2016	400	<0.095	2.05	<0.58	<0.52	50.3	31.8	<1.5 D3	NA	3,215	6.89	14.35	-45.5	12.67
MW-3	11/2/2009	480	5.93 P	0.337	<1.40	<1.50	2.39 J	77.9	4.39	NA	NA	NA	NA	NA	NA
	11/4/2010	462	11.3	0.026 J	<1.70 <sup>S1L</sup> <sub>S2L</sub>	<1.50 <sup>S1L</sup> <sub>S2L</sub>	2.98 <sup>S1L</sup> <sub>S2L,J</sub>	65.1	2.99	NA	1,165	7.40	14.6	125	3.7
	12/27/2011	340	5.16	1.22	<1.70	<1.50	<1.80	26.7	2.00	NA	2,900	7.64	14.5	250	NA
	9/10/2013	340	3.1	0.016 *	<0.50	<0.70	0.77 *	32	NA	NA	2,770	7.58	18.6	196	2.1
	4/30/2015	399	3.4	<0.0129	<0.58	<0.52	4.8	34.1	0.48 J,C4	NA	4,540	6.07	9.8	178	4.15
	4/26/2016	428	3.9	<0.0129	<0.58	<0.52	<1.4	57.9	<0.76 D3,M0	NA	5,040	6.95	9.14	154.6	11.62
PZ-3	11/2/2009	415	2.30	<0.010	<1.40	<1.50	5.21 J	76.0	2.84	NA	NA	NA	NA	NA	NA
	11/4/2010	401	1.77	<0.010	<1.70	<1.50	<1.80	67.2	3.36	NA	4,640	7.22	15.1	160	3.0
	12/27/2011	372	0.98	0.012 J	<1.70	<1.50	4.00 J	55.9	2.18	NA	1,241	7.70	13.9	285	NA
	9/10/2013	390	0.57	<0.0050	<0.50	<0.70	5.3	38	NA	NA	901	7.68	16.2	146	1.6
	4/30/2015	398	0.17 J	<0.0129	<0.58	1.2 J	1,310	32.9	0.33 J,C4	NA	2,720	6.08	10.0	177	4.69
	4/26/2016	377	0.24 J	<0.0129	<0.58	0.58 J	920	37.4	<0.76 D3	NA	2,519	7.08	9.41	166.4	11.13
MW-4	11/2/2009	615	21.0 P	0.130	<1.40	<1.50	<1.80	68.7	4.07	NA	NA	NA	NA	NA	NA
	11/2/2010	625	0.17 J	33.3	<1.70	<1.50	154	43.0	5.35	NA	3,760	6.85	15.3	-12	5.3
	12/28/2011	816	<0.10	33.9	<1.70	58.8	5,180	2.72 J	9.78	0.32 J	3,550	7.15	14.0	-110	NA
	9/10/2013	610	<0.080	16.9	<0.50	14	1,200	100	NA	NA	3,080	7.22	18.0	-115	0.91
	4/29/2015	1,120 P6	0.65	53.3	<0.58	1.4 J,pH	4,590 pH	3.1 J	6.6 C4	NA	3,870	6.07	9.3	-29	0.91
	4/26/2016	795	<0.095	83	<0.58	30.5	8,510	17.3 J,D3	<1.5 D3	NA	5,281	6.71	9.73	-106	9.19
PZ-4	11/2/2009	368	0.80	0.159	<1.40	<1.50	<1.80	49.2	2.92	NA	NA	NA	NA	NA	NA
	11/2/2010	399	0.13 J	3.19	<1.70	<1.50	2.43 J	48.1	2.24	NA	1,121	7.35	13.3	18	3.1
	12/28/2011	408	0.27 J	1.45	<1.70	<1.50	5.36 J	52.6	1.73	<0.25	1,232	7.40	13.6	-23	NA
	9/10/2013	400	0.57	0.563	<0.50	<0.70	83	59	NA	NA	1,095	7.60	15.9	-91	0.9
	4/29/2015	380	0.25 J	2.98	<0.58	<0.52	2,580	29.4	0.26 J,C4	NA	5,300	6.08	8.7	-45	0.54
	4/26/2016	349	<0.095	1.6	<0.58	<0.52	144	55.8	<1.5 D3	NA	2,040	7.07	11.20	-38.8	8.71
MW-5	10/30/2009	393	3.09	0.024 J	<1.40	<1.50	2.02 J	51.0	2.10	NA	NA	NA	NA	NA	NA
	11/2/2010	484	1.69	0.019 J	<1.70	<1.50	2.83 J	33.6	2.73	NA	940	7.10	13.4	127	5.0
	12/27/2011	402	1.52	0.012 J	<1.70	<1.50	5.15 J	34.4	2.75	NA	1,044	7.45	13.9	277	NA
	4/30/2015	277	8.0	<0.0129	<0.58	<0.52	<1.4	94.8	0.51 C4	NA	3,010	6.08	10.6	158	5.55
	4/25/2016	390	5.1	<0.0129	<0.58	<0.52	<1.4	58.6	<1.5 D3	NA	2,018	6.68	15.07	201.0	12.94

Table 3. Groundwater Analytical Results - Natural Attenuation Parameters  
Laundry Land Cleaners / SCS Engineers Project #25211374.50

Sample	Date	Dissolved Alkalinity as CaCO3 (mg/L)	Nitrate + Nitrite Nitrogen (mg/L as N)	Dissolved Iron (mg/L)	Ethane (µg/L)	Ethene (µg/L)	Methane (µg/L)	Dissolved Sulfate (mg/L)	TOC (mg/L)	Total Bromide (mg/L)	Field Conductivity (µs)	pH	Field Temperature (°C)	ORP (mV)	Dissolved Oxygen (mg/L)
PZ-5	10/30/2009	450	1.48	0.145	<1.40	<1.50	2.13 J	60.1	1.37	NA	NA	NA	NA	NA	NA
	11/3/2010	458	0.91	<0.010	<1.70	<1.50	1.90 J	66.0	1.99	NA	1,850	7.40	13.9	200	1.0
	12/27/2011	492	0.68	<0.010	<1.70	<1.50	<1.80	59.5	2.07	NA	1,512	7.35	13.7	244	NA
	4/30/2015	434	0.38	<0.0129	<0.58	<0.52	5.5	56.2	0.35 J,C4	NA	2,200	6.2	11.5	157	5.03
	4/26/2016	478	0.29	<0.0129	<0.58	<0.52	39.0	53.4	<1.5 D3	NA	2,396	6.72	9.62	195.1	10.04
MW-6	10/30/2009	390	8.17 P	<0.010	NA	NA	<1.80	48.5	4.88	NA	NA	NA	NA	NA	NA
	11/3/2010	345	10.9	0.029 J	NA	NA	<1.80	50.3	2.18	NA	1,170	7.50	15.1	148	3.5
MW-7	11/2/2009	420	3.91	0.267	<1.40	<1.50	<1.80	108	2.03	NA	NA	NA	NA	NA	NA
	11/3/2010	456	3.85	<0.010	<1.70	<1.50	<1.80	137	3.65	NA	3,780	7.15	15.4	172	5.1
	12/27/2011	428	2.33	0.012 J	<1.70	<1.50	<1.80	116	2.38	NA	3,120	7.39	14.8	277	NA
	4/30/2015	415	4.3	<0.0129	<0.58	<0.52	<1.4	106	0.24 J,C4,MO	NA	4,110	6.2	10.3	195	3.67
	4/26/2016	412	4.0	<0.0129	<0.58	<0.52	<1.4	116	<1.5 D3	NA	4,338	6.73	9.45	200.5	11.17
PZ-7	11/2/2009	376	1.56	<0.010	<1.40	<1.50	<1.80	104	2.66	NA	NA	NA	NA	NA	NA
	11/3/2010	380	1.92	0.013 J	<1.70	<1.50	<1.80	116	3.02	NA	1,508	7.27	14.2	161	3.1
	12/27/2011	358	2.39	<0.010	<1.70	<1.50	<1.80	106	2.59	NA	1,854	7.46	14.3	278	NA
	4/30/2015	363	1.6	<0.0129	<0.58	<0.52	9.8	103	0.23 J,C4,MO	NA	2,880	6.50	10.6	177	1.21
	4/26/2016	357	1.6	<0.0129	<0.58	<0.52	<1.4	120	<1.5 D3	NA	3,125	6.94	9.88	186.7	9.73
MW-8	11/2/2009	637	1.66	0.168	<1.40	<1.50	3.35 J	44.9	3.51	NA	NA	NA	NA	NA	NA
	11/4/2010	676	1.54	0.192	<1.70	<1.50	6.83	40.7	6.03	NA	2,870	7.19	13.7	145	2.1
	12/27/2011	586	0.98	<0.010	<1.70	<1.50	3.91 J	42.8	4.68	NA	3,620	7.56	15.5	272	NA
MW-8R	5/1/2015	361	5.1	<0.0129	<0.58	<0.52	<1.4	63.4	0.19 J,C4	NA	4,480	6.07	13.4	148	2.65
	4/25/2016	448	3.3	<0.0129	<0.58	<0.52	20.3	60.3	<1.5 D3	NA	3,726	6.24	13.96	153.8	9.19
PZ-9	11/2/2009	445	6.26	<0.010	NA	NA	<1.80	91.5	2.09	NA	NA	NA	NA	NA	NA
	11/4/2010	484	8.92	<0.010	NA	NA	<1.80	152	2.34	NA	1,417	7.13	14.5	123	2.9
	12/27/2011	459	6.31	0.033 J	NA	NA	<1.80	61.5	1.90	NA	1,239	7.60	15.1	289	NA
	4/29/2015	391	6.7	<0.0129	<0.58	<0.52	<1.4	65.6	0.40 J,C4	NA	2,180	6.08	13.4	61	5.26
	4/25/2016	434	8.7	<0.0129	<0.58	<0.52	<1.4	82.8	<1.5 D3	NA	1,607	6.42	13.76	185.3	11.20
PZ-9A	4/29/2015	263	1.5	<0.0129	<0.58	2.6 J	29.7	47.9	1.1 C4	NA	2,440	NA	12.6	-291	0.9
	4/25/2016	459	8.8 MO	<0.0129	<0.58	<0.52	<1.4	74.2	<1.5 D3	NA	2,155	6.27	12.83	177.8	9.26
MW-10	10/30/2009	392	6.53 P	<0.010	NA	NA	1.94 J	26.6	3.00	NA	NA	NA	NA	NA	NA
	11/2/2010	422	9.74	0.019 J	NA	NA	<1.80	46.4	2.70	NA	1,670	6.30	14.1	-52	4.0
	12/27/2011	478	6.39	<0.010	NA	NA	<1.80	35.8	2.27	NA	5,460	7.35	14.8	261	NA
	4/30/2015	356	9.8	<0.0129	<0.58	<0.52	<1.4	29.4	0.33 J,C4	NA	2,980	6.8	11.3	162	4.65
	4/25/2016	387	9.8	<0.0129	<0.58	<0.52	<1.4	90.6	<1.5 D3	NA	4,537	6.54	14.07	199.4	12.14
MW-11	10/30/2009	455	4.94	<0.010	NA	NA	<1.80	142	2.26	NA	NA	NA	NA	NA	NA
	11/3/2010	490	5.49	0.011 J	NA	NA	<1.80	169	1.84	NA	1,376	7.25	16.5	172	3.4
	12/27/2011	492	5.65	<0.010	NA	NA	<1.80	120	1.99	NA	2,510	7.23	15.4	292	NA
	4/30/2015	461	5.0	<0.0129	<0.58	<0.52	<1.4	79.4	0.36 J,C4	NA	2,980	6.08	10.9	168	0.72
	4/25/2016	501	5.5	<0.0129	<0.58	<0.52	<1.4	79.8	<1.5 D3	NA	2,898	6.38	14.76	192.7	8.57
PZ-11	10/30/2009	535	2.75	<0.010	NA	NA	2.47 J	142	1.49	NA	NA	NA	NA	NA	NA
	11/3/2010	523	4.79	<0.010	NA	NA	<1.80	125	3.41	NA	2,670	7.14	14.8	177	3.8
	12/27/2011	480	2.88	<0.010	NA	NA	<1.80	104	2.23	NA	3,250	7.23	14.8	298	NA
	4/30/2015	468	3.7	<0.0129	<0.58	<0.52	<1.4	63.1	0.24 J,C4	NA	3,040	6.08	11.5	163	1.75
	4/25/2016	356	2.9	<0.0129	<0.58	<0.52	<1.4	196	<1.5 D3	NA	3,363	6.54	16.59	183.0	7.47

**Table 3. Groundwater Analytical Results - Natural Attenuation Parameters**  
**Laundry Land Cleaners / SCS Engineers Project #25211374.50**

Sample	Date	Dissolved Alkalinity as CaCO3 (mg/L)	Nitrate + Nitrite Nitrogen (mg/L as N)	Dissolved Iron (mg/L)	Ethane (µg/L)	Ethene (µg/L)	Methane (µg/L)	Dissolved Sulfate (mg/L)	TOC (mg/L)	Total Bromide (mg/L)	Field Conductivity (µs)	pH	Field Temperature (°C)	ORP (mV)	Dissolved Oxygen (mg/L)
MW-12	10/30/2009	348	5.83	0.372	NA	NA	<1.80	70.9	2.48	NA	NA	NA	NA	NA	NA
	11/2/2010	366	4.23	0.017 J	NA	NA	<1.80	31.4	1.73	NA	1,230	6.80	13.9	-35	5.5
	12/27/2011	386	4.40	0.017 J	NA	NA	<1.80	30.2	1.65	NA	1,549	7.53	13.5	285	NA
	5/1/2015	279 M0	4.5	<0.0129	<0.58	<0.52	<1.4	41.3	<0.17 C4	NA	4,150	6.07	10.6	180	7.79
	4/25/2016	271	5.7	<0.0129	<0.58	<0.52	<1.4	56.6	<1.5 D3	NA	5,614	6.69	15.50	192.5	12.60
MW-13	5/1/2016	NA	NA	NA	NA	NA	NA	NA	NA	NA	NA	NA	14.5	NA	7.72
	4/25/2016	NA	NA	NA	0.76 J	<0.52	<1.4	NA	<1.5 D3	NA	1,099	6.72	15.02	219.5	12.82
MW-14	5/1/2015	NA	NA	NA	NA	NA	NA	NA	NA	NA	949	6.07	10.4	152	6.44
	4/25/2016	164	0.67	<0.0129	<0.58	<0.52	<1.4	82.8	<1.5 D3	NA	697	6.98	14.80	199.6	13.72
MW-15	5/1/2015	NA	NA	NA	NA	NA	NA	NA	NA	NA	1,642	6.07	10.1	156	3.14
	4/26/2016	605	17.2	<0.0129	<0.58	<0.52	<1.4	59.6	5.0 J,D3	NA	1,575	6.68	8.27	204.2	13.19
Injection Fluid	12/18/2009	NA	NA	NA	NA	NA	NA	NA	4590	53.2	NA	NA	NA	NA	NA
Injection Fluid	9/12/2010	NA	NA	NA	NA	NA	NA	NA	4,910	NA	NA	NA	NA	NA	NA
Injection Fluid	11/11/2010	NA	NA	NA	NA	NA	NA	NA	4,070 <sup>S2L, DUP</sup>	<0.25	NA	NA	NA	NA	NA

Abbreviations:  
mg/L = milligrams per liter  
µg/L = micrograms per liter  
NA = Not Analyzed  
TOC = Total Organic Carbon  
ORP = Oxidation-Reduction Potential

Laboratory Notes/Qualifiers:

\* = Indicates value in between the limit of detection and the limit of quantitation.  
DUP = Result of duplicate analysis in this quality assurance batch exceeds the limits for precision.  
C4 = Sample container did not meet EPA or method requirements.  
J = Estimated concentration below laboratory quantitation level.  
M0 = Matrix spike recovery and/or matrix spike duplicate recovery was outside laboratory control limits.  
P = Sample aliquot was preserved at the time of sampling, but the preservation added was not sufficient to meet the preservation level required.  
Additional preservation was added in the lab prior to analysis.  
P6 = Matrix spike Recovery was outside laboratory control limits due to a parent sample concentration notably higher than the spike level.  
pH = Post-analysis pH measurement indicates insufficient VOA sample preservation.  
S1H = First sample matrix spike recovery was high.  
S1L = First sample matrix spike recovery was low.  
S2L = Second sample matrix spike recovery was low.  
D3 = Sample was diluted due to the presence of high levels of non-target analytes or other matrix interference.

Created by: TLR Date: 11/25/2009  
Last revision by: MDB Date: 6/15/2016  
Checked by: JD Date: 6/15/2016

I:\3745\Correspondence-Agency\Status Report\_August\_2016\160902 WDNR Status Tables\Table 3\_GW\_Natural\_Attenuation.xls\GW Natural Attenuation

**Table 4. Sub-Slab Vapor Analytical Results Summary**  
**Laundry Land Cleaners/SCS Project #25211374.51**  
 (Results are in ppbv)

Sample	Date	Lab Notes	cis-1,2-Dichloroethene	trans-1,2-Dichloroethene	Tetrachloroethene	Trichloroethene	Vinyl Chloride
Community Support Network #1	10/10/2012	--	<160	<160	<b><u>16,000</u></b>	<b><u>410</u></b>	<250
Community Support Network #2	10/10/2012	--	<17	<17	<b><u>1,500</u></b>	<13	<27
Laundry Land #1	10/10/2012	--	<1,200	<1,200	<b><u>120,000</u></b>	<890	<1,900
Laundry Land #2	10/10/2012	--	<2,000	<2,000	<b><u>180,000</u></b>	<1,500	<3,100
Vacant Store 1 #1	10/10/2012	--	<100	<100	<b><u>7,800</u></b>	<76	<160
Vacant Store 1 #2	10/10/2012	--	<39	<39	<b><u>3,000</u></b>	<28	<60
Boomerangs #1	10/11/2012	--	<140	<140	<b><u>10,000</u></b>	<100	<210
Boomerangs #2 (DUP)	10/11/2012	--	<3.8	<3.8	<b><u>370</u></b>	<2.8	<5.9
	10/11/2012	--	<3.6	<3.6	<b><u>350</u></b>	<2.7	<5.6
UPS Store #1	10/12/2012	--	<13	<13	<b><u>1,200</u></b>	13	<21
UPS Store #2	10/12/2012	(1)	<0.83	<0.83	140	<0.61	<1.3
Vacant Store 2 #1	10/12/2012	(1)	<0.19	<0.19	64	<0.14	<0.30
Vacant Store 2 #2	10/12/2012	--	<0.21	<0.21	24	<0.16	<0.33
Kiddos Front Mail Room	3/1/2013	(2)	<0.28	<0.28	0.33	<0.28	<0.28
Kiddos 4-yr Old Room	3/1/2013	--	<0.28	<0.28	1.0	<0.28	<0.28
Kiddos Back Room (mop closet)	3/1/2013	(2)	<0.28	<0.28	5.5	<0.28	<0.28
Weaver Auto Parts	3/31/2015	--	<43	<43	<b><u>480</u></b>	<43	<43
Falbo Bros	4/1/2015	--	<64	<64	<b><u>3,100</u></b>	<64	<64
HR Block	4/1/2015	--	<43	<43	<b><u>3,200</u></b>	<43	<43
Northside	4/1/2015	--	<43	<43	<b><u>420</u></b>	<43	<43
Precious Moments	4/21/2015	--	<2.1	<2.1	39	<2.1	<2.1
Dane County Jobs Center	1/28/2016	--	<3.2	<2.7	<b><u>520</u></b>	<1.9	<3.8
Cash Store	8/29/2016	--	<21	<21	<b><u>510</u></b>	<21	<21
WDNR Screening Levels (Small Commercial Buildings)			NE	650	270	16	110

Abbreviations:

ppbv = parts per billion by volume  
 NE = No Established Standard

DUP = Duplicate sample  
 WDNR = Wisconsin Department of Natural Resources

Notes:

1. Samples were collected in 6L summa canisters over 30 minute period and analyzed using the US EPA TO-15 analytical method.
2. WDNR Screening Levels were calculated using non-residential indoor air Vapor Action Levels (VALs) and Attenuation Factors (AFs) from WDNR's May 16, 2012 Quick Look-up Table.
3. Screening Level = VAL/AF.
4. **Bold and underlined** values meet or exceed screening levels for small commercial buildings.

Laboratory Notes:

- (1) Tetrachloroethene = The reported result is from a dilution.
- (2) Internal laboratory standard quality control limit exceeded.

Created by: TLC Date: 10/26/2012  
 Last Rev by: TK Date: 9/1/2016  
 Checked by: LMH Date: 9/7/2016

I:\3745\Correspondence-Agency\Status Report\_August\_2016\160902 WDNR Status Tables\[Table 4\_Sub-Slab-Vapor\_Results.xls]VOCs

**Table 5. Indoor Air Analytical Results Summary  
Laundry Land Cleaners/SCS Project #25211374.51**  
(Results are in ppbv)

Sample	Date	Lab Notes	cis-1,2-Dichloroethene	trans-1,2-Dichloroethene	Tetrachloroethene	Trichloroethene	Vinyl Chloride
Kiddo's Day Care #1	10/11/2012	--	<0.20	<0.20	<0.12	<0.15	<0.31
Kiddo's Day Care #2	10/11/2012	--	<0.16	<0.16	<0.096	<0.12	<0.25
WDNR Indoor Air Vapor Action Levels (Residential)			NE	16	6.2	0.39	0.62

Abbreviations:

ppbv = parts per billion by volume

NE = No Established Standard

WDNR = Wisconsin Department of Natural Resources

Notes:

1. Samples were collected in 6L summa canisters over 24 hour period and analyzed using the US EPA TO-15 analytical method.
2. WDNR indoor air Vapor Action Levels (VALs) from WDNR's May 16, 2012 Quick Look-up Table. Residential values are used for school and daycare facilities.
3. **Bold and underlined** values meet or exceed VALs.

Created by:	<u>TLC</u>	Date:	<u>10/26/2012</u>
Last Rev by:	<u>REL</u>	Date:	<u>10/31/2012</u>
Checked by:	<u>TK</u>	Date:	<u>10/31/2012</u>

I:\3745\Correspondence-Agency\Status Report\_August\_2016\160902 WDNR Status Tables\[Table 5\_Indoor-Air\_Results.xls]VOCs

**Table 6. Soil Analytical Results Summary-VOCs**  
**Laundry Landf Cleaners / SCS Engineers Project #25211374.50**  
 (Results are in µg/kg)

Sample	Date	Depth (feet)	FID (ppm)	Lab Notes	Benzene	Toluene	Xylenes	MTBE	PCE	TCE	VC	cis-1,2-DCE	trans-1,2-DCE	Other VOCs
Pre-Repres.	7/24/2009	stockpile	--	--	<28	<28	<97	<28 C9	<28	<28	<40	<28	<28	ND
Surficial	7/24/2009	stockpile	--	--	<28	<28	<94	<28 C9	<b>160</b>	<b>63</b>	<39	<b>120</b>	<28	ND
Sub-Surface	7/24/2009	stockpile	--	--	<28	<28	<95	<28 C9	<b>440</b>	<b>100</b>	<39	<b>28</b>	<28	ND
SVE-1-S3	8/5/2009	6-8	5,000	(1)	<14,000	<14,000	<48,000	<14,000	<b>3,200,000</b>	<14,000	<20,000	<14,000	<14,000	ND
SVE-2-S5	8/6/2009	11-13	15	(2)	<26	<26	<89	<26	<b>1,900</b>	<26	<37	<b>46</b>	<26	ND
Port 1	8/27/2009	3.25	--	(3)	<27	<27	<92	<27	<b>5,500</b>	<b>49</b>	<38	<27	<27	ND
Port 2	8/27/2009	3.58	--	(3)	<29	<29	<97	<29	<b>500</b>	<29	<40	<29	<29	Methylene Chloride <b>110</b>
Port 3	8/27/2009	4.3	--	(3)	<28	<28	<97	<28	<b>2,000</b>	<28	<40	<28	<28	ND
GB100-S4	3/31/2015	--	--	(5)	<25.0	<25.0	<75.0	<25.0	<b>4,150</b>	<b>388</b>	<25.0	<b>147</b>	<25.0	ND
GB100-S5	3/31/2015	--	--	(5)	<25.0	<25.0	<75.0	<25.0	<b>1,160</b>	<b>78.0</b>	<25.0	<b>127</b>	<25.0	ND
GB101-S4	3/31/2015	--	--	(5)	<25.0	<25.0	<75.0	<25.0	<b>556</b>	<b>43.4 J</b>	<b>182</b>	<b>1,140</b>	<b>66.9 J</b>	ND
GB101-S5	3/31/2015	--	--	(5)	<25.0	<25.0	<75.0	<25.0	<b>2,890</b>	<b>111</b>	<b>39.1 J</b>	<b>444</b>	<25.0	ND
GB102-S2	3/31/2015	--	--	(5)	<50.0	<50.0	<150	<50.0	<b>5,270</b>	<b>5,110</b>	<b>382</b>	<b>4,820</b>	<b>2,180</b>	ND
GB102-S3	3/31/2015	--	--	(5)	<50.0	<50.0	<150	<50.0	<b>867</b>	<b>4,200</b>	<b>605</b>	<b>6,100</b>	<b>1,860</b>	ND
GB103-S1	3/31/2015	--	--	(5)	<25.0	<25.0	<75.0	<25.0	<b>1,030</b>	<25.0	<25.0	<25.0	<25.0	ND
GB104-S2	3/31/2015	--	--	(5)	<25.0	<25.0	<75.0	<25.0	<b>421</b>	<25.0	<25.0	<25.0	<25.0	ND
HA-100-S2	4/1/2015	--	--	(5)	<25.0	<25.0	<75.0	<25.0	<b>76.1</b>	<25.0	<25.0	<b>217</b>	<25.0	ND
HA-100-S3	4/1/2015	--	--	(5)	<25.0	<25.0	<75.0	<25.0	<b>4,330</b>	<b>185</b>	<25.0	<b>486</b>	<25.0	ND
HA-101-S1	4/1/2015	--	--	(5)	<25.0	<25.0	<75.0	<25.0	<b>356</b>	<25.0	<25.0	<25.0	<25.0	ND
HA-101-S3	4/1/2015	--	--	(5)	<25.0	<25.0	<75.0	<25.0	<b>490</b>	<b>35.1 J</b>	<25.0	<b>83.7</b>	<25.0	ND
MW-8R-(9'-11')	4/1/2015	--	--	(5)	<25.0	<25.0	<75.0	<25.0	<25.0	<25.0	<25.0	<25.0	<25.0	ND
MW-13-S3	3/31/2015	--	--	(5)	<25.0	<25.0	<75.0	<25.0	<25.0	<25.0	<25.0	<25.0	<25.0	ND
Field Blank	8/5/2009	--	--	--	<25	<25	<85	<25	<25	<25	<35	<25	<25	ND
MeOH Blank	8/27/2009	--	--	(4)	<25	<25	<85	<25	<25	<25	<35	<25	<25	ND
NR 720 Groundwater Pathway RCLs with a Wisconsin-Default Dilution Factor of 2					5.1	1,570	3,940	27	4.5	3.6	0.1	41.2	58.8	Methylene Chloride 2.6
NR 720 Non-Industrial Direct Contact RCLs					1,490	818,000	258,000	59,400	30,700	1,260	67	156,000	1,560,000	Methylene Chloride 60,700
NR 720 Industrial Direct Contact RCLs					7,410	818,000	258,000	293,000	153,000	8,810	2,030	2,040,000	1,670,000	Methylene Chloride 1,070,000



**Table 6. Soil Analytical Results Summary-VOCs  
Laundry Landf Cleaners / SCS Engineers Project #25211374.50**

Abbreviations:

µg/kg = micrograms per kilogram or parts per billion (ppb)  
VC = Vinyl Chloride  
ND = Not Detected

MTBE = Methyl-tert-butyl ether  
DCE = Dichloroethene  
NE = Not Established

PCE = Tetrachloroethene  
VOCs = Volatile Organic Compounds  
FID = Flame Ionization Detector

TCE = Trichloroethene  
-- = Not Applicable  
ppm = FID measured in ppm as isobutylene

Notes:

**Bold+underlined** values exceed an NR 720 RCL, as of January 2015.

Laboratory Notes/Qualifiers:

C9 = Calibration Verification recovery was outside the method control limits for this analyte. The laboratory control sample (LCS) for this analyte met CCV acceptance criteria, and was used to validate the batch.

J = Estimated concentration at or above the limit of detection and below the limit of quantitation.

(1) Dichlorodifluoromethane and 1,1,1-trichloroethane analysis - Calibration Verification recovery was above the method control limit for this analyte. Analyte not detected, data not impacted.

(2) Chloroethane analysis - Calibration Verification recovery was outside the method control limits for this analyte. The LCS for this analyte met CCV acceptance criteria, and was used to validate the batch.

(3) Hexachlorobutadiene analysis - Calibration Verification recovery was above the method control limit for this analyte. Analyte not detected, data not impacted.

Surr: 4-Bromofluorobenzene analysis - Calibration Verification recovery was below the method control limit for this analyte.

(4) Hexachlorobutadiene analysis - Calibration Verification recovery was above the method control limit for this analyte. Analyte not detected, data not impacted.

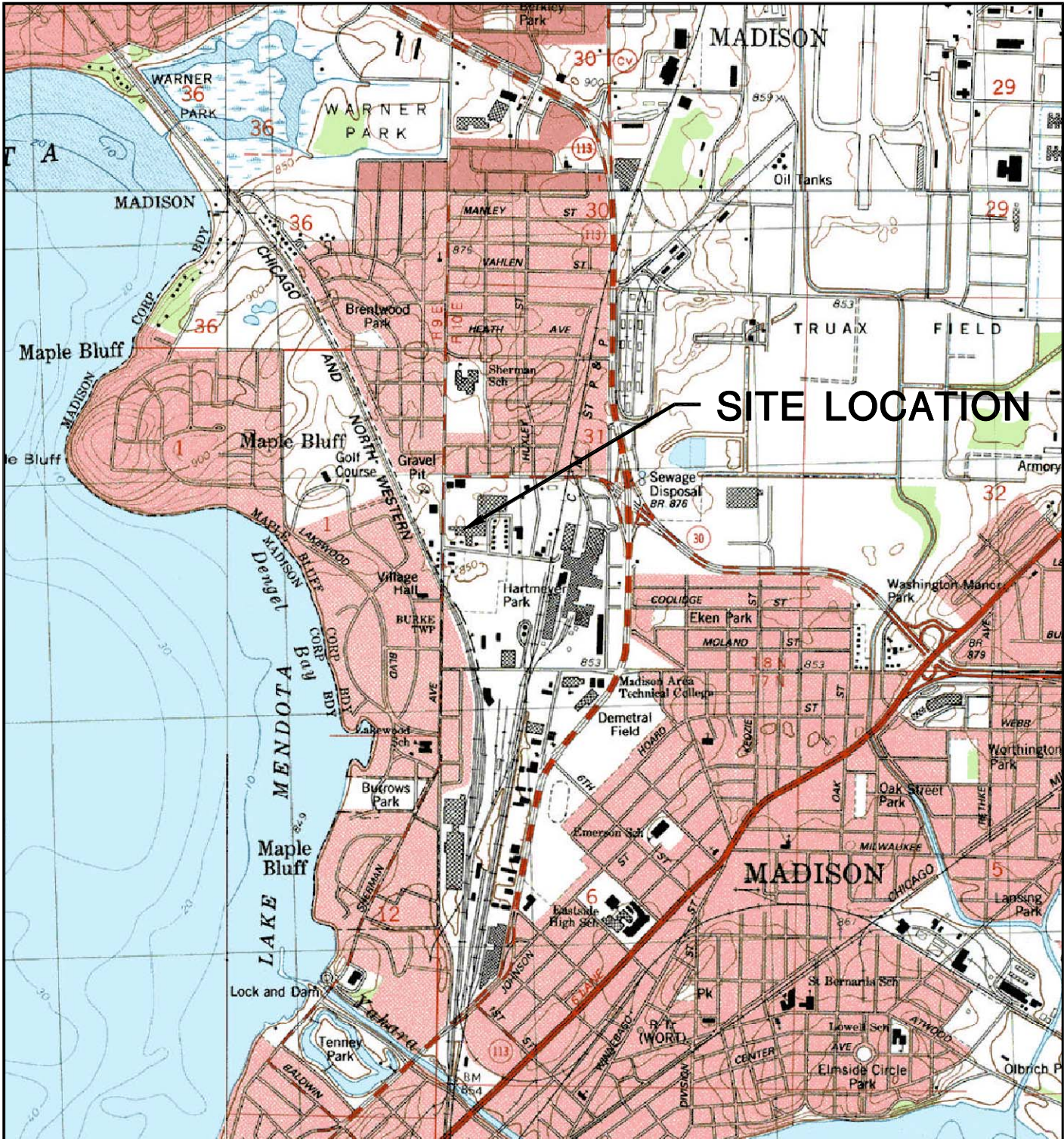
(5) Non-detect results are reported on a wet weight basis.

Created by: LMH Date: 9/7/2011  
Last revision by: TLC Date: 4/7/2015  
Checked by: TBM Date: 4/8/2015

I:\3745\Correspondence-Agency\Status Report\_August\_2016\160902 WDNR Status Tables\[Table 6\_Soil\_VOCs.xls]Soil\_Drycleaner

## **FIGURES**

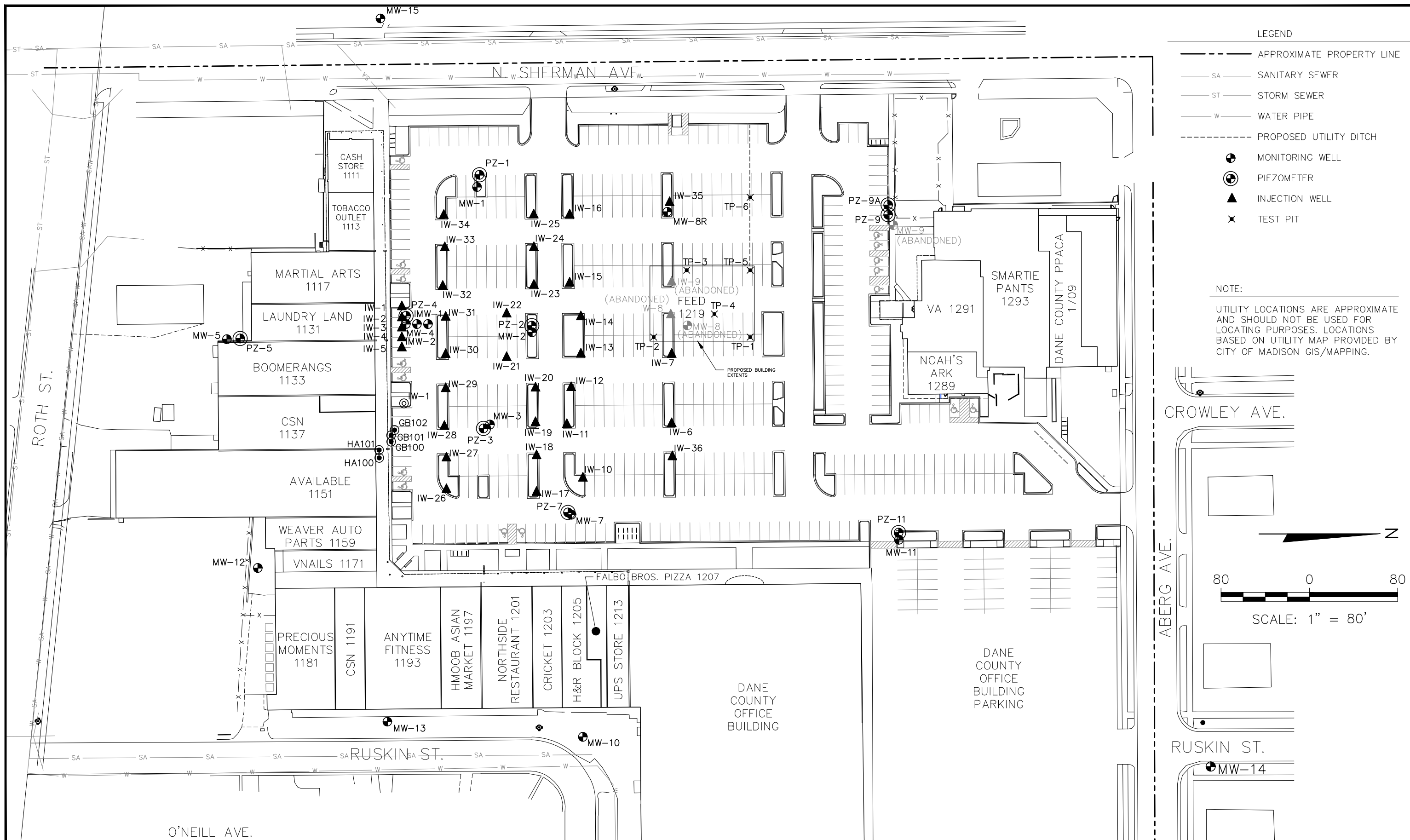
- 1 Site Location Map
- 2 Site Map
- 3 Water Table Contour Map – April 25, 2015



MADISON EAST QUADRANGLE  
 WISCONSIN-DANE CO.  
 7.5 MINUTE SERIES (TOPOGRAPHIC)  
 SE/4 MADISON 15' QUADRANGLE  
 1983  
 SCALE: 1" = 2,000'



CLIENT	ALEXANDER COMPANY, INC. 145 E. BADGER RD. STE 200 MADISON, WI 53713		SITE	NORTHGATE SHOPPING CENTER 1127 NORTH SHERMAN AVE. MADISON, WI		ENGINEER	SCS BT SQUARED 2830 DAIRY DRIVE MADISON, WI 53718-6751 PHONE: (608) 224-2830		FIGURE	1
	PROJECT NO.	3745		DRAWN BY:	SAS		APPROVED BY:	TM 09/07/11		
	DRAWN:	04/01/09	CHECKED BY:	TM						
	REVISED:	09/07/11								

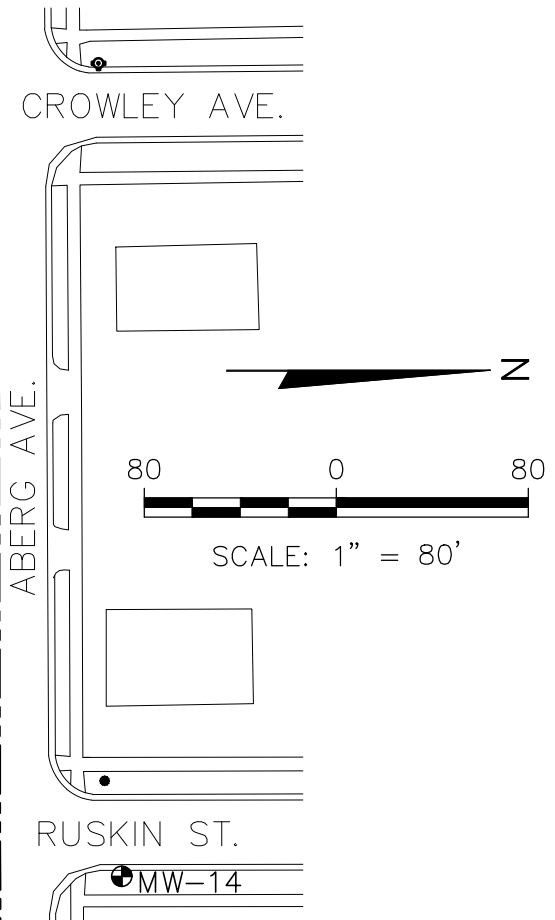


LEGEND

- APPROXIMATE PROPERTY LINE
- SA — SANITARY SEWER
- ST — STORM SEWER
- W — WATER PIPE
- - - PROPOSED UTILITY DITCH
- ⊕ MONITORING WELL
- ⊙ PIEZOMETER
- ▲ INJECTION WELL
- ✕ TEST PIT

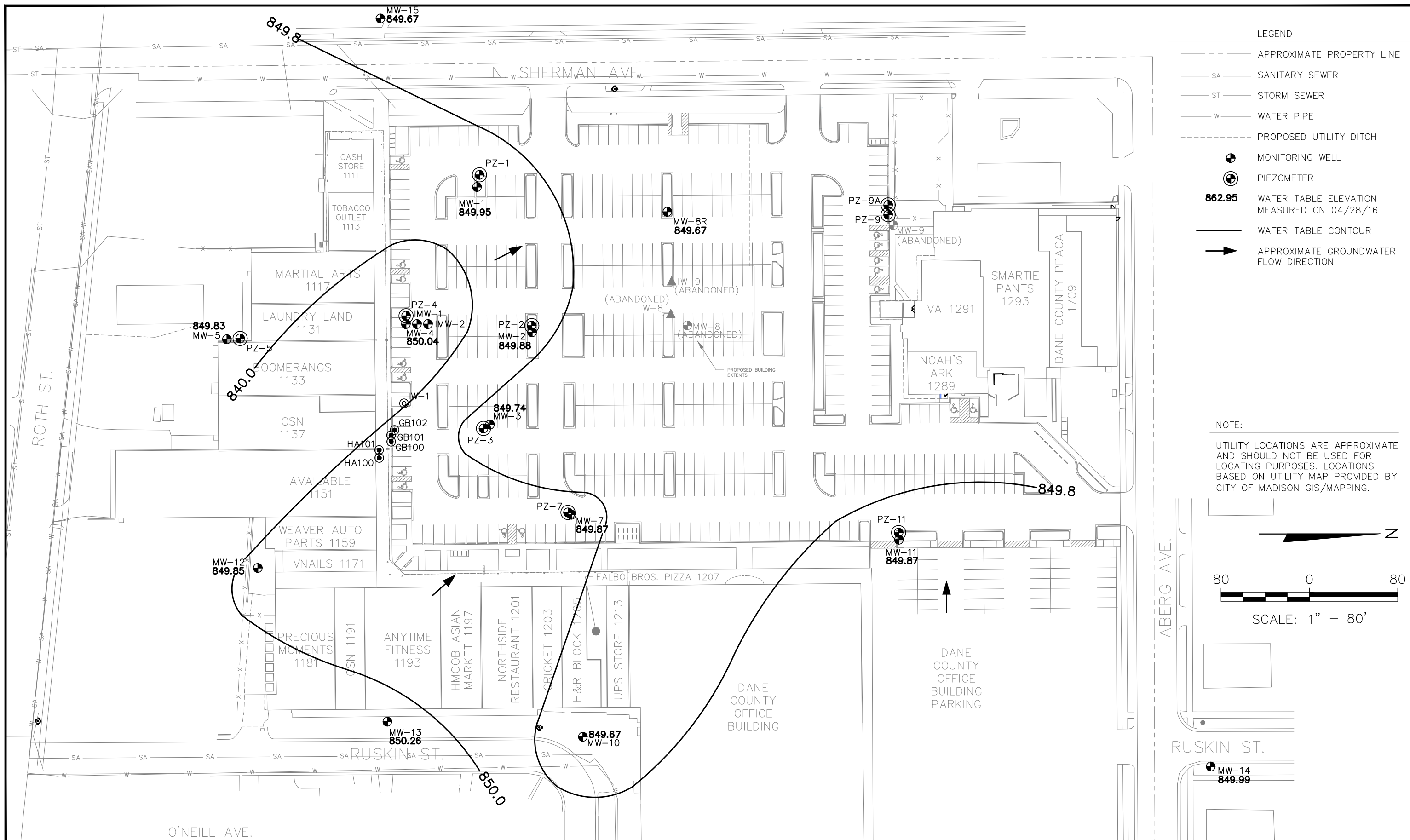
NOTE:

UTILITY LOCATIONS ARE APPROXIMATE AND SHOULD NOT BE USED FOR LOCATING PURPOSES. LOCATIONS BASED ON UTILITY MAP PROVIDED BY CITY OF MADISON GIS/MAPPING.



PROJECT NO. 25213074.50	DRAWN BY: AHB	ENGINEER	<b>SCS ENGINEERS</b> 2830 DAIRY DRIVE MADISON, WI 53718-6751 PHONE: (608) 224-2830	CLIENT	ALEXANDER COMPANY, INC. 145 E. BADGER RD. STE 200 MADISON, WI 53713	SITE	NORTHGATE SHOPPING CENTER 1127 NORTH SHERMAN AVE. MADISON, WI	SITE MAP	FIGURE
DRAWN: 12/31/12	CHECKED BY: TM								2
REVISED: 08/29/16	APPROVED BY:								

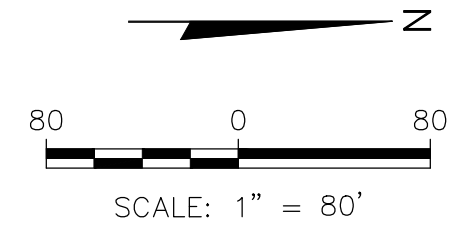
I:\3745\Drawings-General\SITE LAYOUT\_31JAN2012.dwg, 8/29/2016 4:55:39 PM



LEGEND

- APPROXIMATE PROPERTY LINE
- SA SANITARY SEWER
- ST STORM SEWER
- W WATER PIPE
- - - - PROPOSED UTILITY DITCH
- ⊕ MONITORING WELL
- ⊕ PIEZOMETER
- 862.95** WATER TABLE ELEVATION MEASURED ON 04/28/16
- WATER TABLE CONTOUR
- ➔ APPROXIMATE GROUNDWATER FLOW DIRECTION

NOTE:  
 UTILITY LOCATIONS ARE APPROXIMATE AND SHOULD NOT BE USED FOR LOCATING PURPOSES. LOCATIONS BASED ON UTILITY MAP PROVIDED BY CITY OF MADISON GIS/MAPPING.



PROJECT NO. 25213074.50	DRAWN BY: AHB	<b>SCS ENGINEERS</b> 2830 DAIRY DRIVE MADISON, WI 53718-6751 PHONE: (608) 224-2830	CLIENT ALEXANDER COMPANY, INC. 145 E. BADGER RD. STE 200 MADISON, WI 53713	SITE NORTHGATE SHOPPING CENTER 1127 NORTH SHERMAN AVE. MADISON, WI	WATER TABLE CONTOUR MAP APRIL 28, 2015	FIGURE
DRAWN: 08/25/16	CHECKED BY: TK					3
REVISED: 08/29/16	APPROVED BY:					

I:\3745\Drawings-General\WTBL.dwg, 9/2/2016 11:51:21 AM

## **ATTACHMENT A**

Groundwater Laboratory Report

May 12, 2016

Tom Karwoski  
SCS ENGINEERS  
2830 Dairy Drive  
Madison, WI 53718

RE: Project: 25211374.50 NORTHGATE PLAZA  
Pace Project No.: 40131499

Dear Tom Karwoski:

Enclosed are the analytical results for sample(s) received by the laboratory on April 28, 2016. The results relate only to the samples included in this report. Results reported herein conform to the most current TNI standards and the laboratory's Quality Assurance Manual, where applicable, unless otherwise noted in the body of the report.

If you have any questions concerning this report, please feel free to contact me.

Sincerely,



Dan Milewsky  
dan.milewsky@pacelabs.com  
Project Manager

Enclosures



## REPORT OF LABORATORY ANALYSIS

This report shall not be reproduced, except in full,  
without the written consent of Pace Analytical Services, Inc..

## CERTIFICATIONS

Project: 25211374.50 NORTHGATE PLAZA

Pace Project No.: 40131499

---

### Green Bay Certification IDs

1241 Bellevue Street, Green Bay, WI 54302  
Florida/NELAP Certification #: E87948  
Illinois Certification #: 200050  
Kentucky Certification #: 82  
Louisiana Certification #: 04168  
Minnesota Certification #: 055-999-334  
Virginia VELAP ID: 460263  
North Dakota Certification #: R-150

South Carolina Certification #: 83006001  
Texas Certification #: T104704529-14-1  
US Dept of Agriculture #: S-76505  
Virginia VELAP Certification ID: 460263  
Virginia VELAP ID: 460263  
Wisconsin Certification #: 405132750  
Wisconsin DATCP Certification #: 105-444

---

## REPORT OF LABORATORY ANALYSIS

This report shall not be reproduced, except in full,  
without the written consent of Pace Analytical Services, Inc..



## SAMPLE SUMMARY

Project: 25211374.50 NORTHGATE PLAZA

Pace Project No.: 40131499

Lab ID	Sample ID	Matrix	Date Collected	Date Received
40131499001	MW-1	Water	04/25/16 09:30	04/28/16 07:40
40131499002	PZ-1	Water	04/25/16 09:50	04/28/16 07:40
40131499003	MW-2	Water	04/25/16 10:25	04/28/16 07:40
40131499004	PZ-2	Water	04/25/16 10:40	04/28/16 07:40
40131499005	MW-8R	Water	04/25/16 11:15	04/28/16 07:40
40131499006	PZ-9	Water	04/25/16 12:15	04/28/16 07:40
40131499007	PZ-9A	Water	04/25/16 12:00	04/28/16 07:40
40131499008	MW-10	Water	04/25/16 12:45	04/28/16 07:40
40131499009	MW-13	Water	04/25/16 13:10	04/28/16 07:40
40131499010	MW-12	Water	04/25/16 14:00	04/28/16 07:40
40131499011	MW-5 DUP	Water	04/25/16 14:30	04/28/16 07:40
40131499012	MW-5	Water	04/25/16 14:30	04/28/16 07:40
40131499013	MW-11	Water	04/25/16 15:00	04/28/16 07:40
40131499014	PZ-11	Water	04/25/16 15:50	04/28/16 07:40
40131499015	MW-14	Water	04/25/16 16:30	04/28/16 07:40
40131499016	TRIP BLANK	Water	04/26/16 08:00	04/28/16 07:40
40131499017	PZ-5	Water	04/26/16 09:30	04/28/16 07:40
40131499018	MW-15	Water	04/26/16 10:15	04/28/16 07:40
40131499019	MW-7	Water	04/26/16 11:30	04/28/16 07:40
40131499020	PZ-7	Water	04/26/16 12:30	04/28/16 07:40
40131499021	MW-4	Water	04/26/16 13:00	04/28/16 07:40
40131499022	PZ-4	Water	04/26/16 14:00	04/28/16 07:40
40131499023	PZ-4 DUP	Water	04/26/16 14:00	04/28/16 07:40
40131499024	MW-3	Water	04/26/16 15:00	04/28/16 07:40
40131499025	PZ-3	Water	04/26/16 15:50	04/28/16 07:40

## REPORT OF LABORATORY ANALYSIS

This report shall not be reproduced, except in full,  
without the written consent of Pace Analytical Services, Inc..

### SAMPLE ANALYTE COUNT

Project: 25211374.50 NORTHGATE PLAZA

Pace Project No.: 40131499

Lab ID	Sample ID	Method	Analysts	Analytes Reported
40131499001	MW-1	EPA 8015B Modified	JSK	3
		EPA 6010	DLB	1
		EPA 8260	SMT	63
		EPA 300.0	HMB	1
		EPA 310.2	DAW	1
		EPA 350.1	TMK	1
		EPA 353.2	DAW	1
		SM 5310C	TJJ	1
40131499002	PZ-1	EPA 8015B Modified	JSK	3
		EPA 6010	DLB	1
		EPA 8260	SMT	63
		EPA 300.0	HMB	1
		EPA 310.2	DAW	1
		EPA 350.1	TMK	1
		EPA 353.2	DAW	1
		SM 5310C	TJJ	1
40131499003	MW-2	EPA 8015B Modified	JSK	3
		EPA 6010	DLB	1
		EPA 8260	SMT	63
		EPA 300.0	HMB	1
		EPA 310.2	DAW	1
		EPA 350.1	TMK	1
		EPA 353.2	DAW	1
		SM 5310C	TJJ	1
40131499004	PZ-2	EPA 8015B Modified	JSK	3
		EPA 6010	DLB	1
		EPA 8260	SMT	63
		EPA 300.0	HMB	1
		EPA 310.2	DAW	1
		EPA 350.1	TMK	1
		EPA 353.2	DAW	1
		SM 5310C	TJJ	1
40131499005	MW-8R	EPA 8015B Modified	JSK	3
		EPA 6010	DLB	1
		EPA 8260	SMT	63
		EPA 300.0	HMB	1
		EPA 310.2	DAW	1

### REPORT OF LABORATORY ANALYSIS

This report shall not be reproduced, except in full,  
without the written consent of Pace Analytical Services, Inc..

### SAMPLE ANALYTE COUNT

Project: 25211374.50 NORTHGATE PLAZA

Pace Project No.: 40131499

Lab ID	Sample ID	Method	Analysts	Analytes Reported		
40131499006	PZ-9	EPA 350.1	TMK	1		
		EPA 353.2	DAW	1		
		SM 5310C	TJJ	1		
		EPA 8015B Modified	JSK	3		
		EPA 6010	DLB	1		
		EPA 8260	SMT	63		
		EPA 300.0	HMB	1		
		EPA 310.2	DAW	1		
		EPA 350.1	TMK	1		
		EPA 353.2	DAW	1		
40131499007	PZ-9A	SM 5310C	TJJ	1		
		EPA 8015B Modified	JSK	3		
		EPA 6010	DLB	1		
		EPA 8260	SMT	63		
		EPA 300.0	HMB	1		
		EPA 310.2	DAW	1		
		EPA 350.1	TMK	1		
		EPA 353.2	DAW	1		
		SM 5310C	TJJ	1		
		40131499008	MW-10	EPA 8015B Modified	JSK	3
EPA 6010	DLB			1		
EPA 8260	SMT			63		
EPA 300.0	HMB			1		
EPA 310.2	DAW			1		
EPA 350.1	TMK			1		
EPA 353.2	DAW			1		
SM 5310C	TJJ			1		
40131499009	MW-13			EPA 8015B Modified	JSK	3
				EPA 8260	SMT	63
		SM 5310C	TJJ	1		
40131499010	MW-12	EPA 8015B Modified	JSK	3		
		EPA 6010	DLB	1		
		EPA 8260	SMT	63		
		EPA 300.0	HMB	1		
		EPA 310.2	DAW	1		
		EPA 350.1	TMK	1		
		EPA 353.2	DAW	1		

### REPORT OF LABORATORY ANALYSIS

This report shall not be reproduced, except in full,  
without the written consent of Pace Analytical Services, Inc..

### SAMPLE ANALYTE COUNT

Project: 25211374.50 NORTHGATE PLAZA

Pace Project No.: 40131499

Lab ID	Sample ID	Method	Analysts	Analytes Reported
40131499011	MW-5 DUP	SM 5310C	TJJ	1
		EPA 8260	SMT	63
40131499012	MW-5	EPA 8015B Modified	JSK	3
		EPA 6010	DLB	1
		EPA 8260	SMT	63
		EPA 300.0	HMB	1
		EPA 310.2	DAW	1
		EPA 350.1	TMK	1
		EPA 353.2	DAW	1
		SM 5310C	TJJ	1
		EPA 8015B Modified	JSK	3
40131499013	MW-11	EPA 6010	DLB	1
		EPA 8260	SMT	63
		EPA 300.0	HMB	1
		EPA 310.2	DAW	1
		EPA 350.1	TMK	1
		EPA 353.2	DAW	1
		SM 5310C	TJJ	1
		EPA 8015B Modified	JSK	3
		EPA 6010	DLB	1
40131499014	PZ-11	EPA 8260	SMT	63
		EPA 300.0	HMB	1
		EPA 310.2	DAW	1
		EPA 350.1	TMK	1
		EPA 353.2	DAW	1
		SM 5310C	TJJ	1
		EPA 8015B Modified	JSK	3
		EPA 6010	DLB	1
		EPA 8260	SMT	63
40131499015	MW-14	EPA 300.0	HMB	1
		EPA 310.2	DAW	1
		EPA 350.1	TMK	1
		EPA 353.2	DAW	1
		SM 5310C	TJJ	1
		EPA 8015B Modified	JSK	3
		EPA 6010	DLB	1
		EPA 8260	SMT	63
		EPA 300.0	HMB	1
40131499016	TRIP BLANK	EPA 8260	SMT	63
		EPA 8015B Modified	JSK	3
40131499017	PZ-5	EPA 6010	DLB	1

### REPORT OF LABORATORY ANALYSIS

This report shall not be reproduced, except in full,  
without the written consent of Pace Analytical Services, Inc..

### SAMPLE ANALYTE COUNT

Project: 25211374.50 NORTHGATE PLAZA

Pace Project No.: 40131499

Lab ID	Sample ID	Method	Analysts	Analytes Reported
		EPA 8260	SMT	63
		EPA 300.0	HMB	1
		EPA 310.2	DAW	1
		EPA 350.1	TMK	1
		EPA 353.2	DAW	1
		SM 5310C	TJJ	1
<b>40131499018</b>	<b>MW-15</b>	EPA 8015B Modified	JSK	3
		EPA 6010	DLB	1
		EPA 8260	SMT	63
		EPA 300.0	HMB	1
		EPA 310.2	DAW	1
		EPA 350.1	TMK	1
		EPA 353.2	DAW	1
		SM 5310C	TJJ	1
<b>40131499019</b>	<b>MW-7</b>	EPA 8015B Modified	JSK	3
		EPA 6010	DLB	1
		EPA 8260	SMT	63
		EPA 300.0	HMB	1
		EPA 310.2	DAW	1
		EPA 350.1	TMK	1
		EPA 353.2	DAW	1
		SM 5310C	TJJ	1
<b>40131499020</b>	<b>PZ-7</b>	EPA 8015B Modified	JSK	3
		EPA 6010	DLB	1
		EPA 8260	HNW	63
		EPA 300.0	HMB	1
		EPA 310.2	DAW	1
		EPA 350.1	TMK	1
		EPA 353.2	DAW	1
		SM 5310C	TJJ	1
<b>40131499021</b>	<b>MW-4</b>	EPA 8015B Modified	JSK	3
		EPA 6010	DLB	1
		EPA 8260	LAP	63
		EPA 300.0	HMB	1
		EPA 310.2	DAW	1
		EPA 350.1	TMK	1
		EPA 353.2	DAW	1

### REPORT OF LABORATORY ANALYSIS

This report shall not be reproduced, except in full,  
without the written consent of Pace Analytical Services, Inc..

### SAMPLE ANALYTE COUNT

Project: 25211374.50 NORTHGATE PLAZA

Pace Project No.: 40131499

Lab ID	Sample ID	Method	Analysts	Analytes Reported
40131499022	PZ-4	SM 5310C	TJJ	1
		EPA 8015B Modified	JSK	3
		EPA 6010	DLB	1
		EPA 8260	LAP	63
		EPA 300.0	HMB	1
		EPA 310.2	DAW	1
		EPA 350.1	TMK	1
		EPA 353.2	DAW	1
40131499023	PZ-4 DUP	SM 5310C	TJJ	1
		EPA 8260	LAP	63
40131499024	MW-3	EPA 8015B Modified	JSK	3
		EPA 6010	DLB	1
		EPA 8260	LAP	63
		EPA 300.0	HMB	1
		EPA 310.2	DAW	1
		EPA 350.1	TMK	1
		EPA 353.2	DAW	1
		SM 5310C	TJJ	1
40131499025	PZ-3	EPA 8015B Modified	JSK	3
		EPA 6010	DLB	1
		EPA 8260	LAP	63
		EPA 300.0	HMB	1
		EPA 310.2	DAW	1
		EPA 350.1	TMK	1
		EPA 353.2	DAW	1
		SM 5310C	TJJ	1

### REPORT OF LABORATORY ANALYSIS

This report shall not be reproduced, except in full,  
without the written consent of Pace Analytical Services, Inc..

### SUMMARY OF DETECTION

Project: 25211374.50 NORTHGATE PLAZA

Pace Project No.: 40131499

Lab Sample ID	Client Sample ID	Result	Units	Report Limit	Analyzed	Qualifiers
Method	Parameters					
<b>40131499001</b>	<b>MW-1</b>					
EPA 8260	Methyl-tert-butyl ether	0.50J	ug/L	1.0	05/03/16 20:40	M1
EPA 8260	Tetrachloroethene	9.0	ug/L	1.0	05/03/16 20:40	
EPA 8260	Trichloroethene	0.70J	ug/L	1.0	05/03/16 20:40	
EPA 8260	cis-1,2-Dichloroethene	8.7	ug/L	1.0	05/03/16 20:40	
EPA 8260	trans-1,2-Dichloroethene	0.37J	ug/L	1.0	05/03/16 20:40	M1
EPA 300.0	Sulfate, Dissolved	73.6	mg/L	20.0	05/10/16 21:20	
EPA 310.2	Alkalinity, Total as CaCO <sub>3</sub> , Dissolved	462	mg/L	40.0	05/04/16 12:17	
EPA 353.2	Nitrogen, NO <sub>2</sub> plus NO <sub>3</sub>	1.4	mg/L	0.25	05/09/16 13:05	
<b>40131499002</b>	<b>PZ-1</b>					
EPA 8260	Methyl-tert-butyl ether	2.3	ug/L	1.0	05/03/16 21:01	
EPA 8260	Tetrachloroethene	3.4	ug/L	1.0	05/03/16 21:01	
EPA 8260	Trichloroethene	0.41J	ug/L	1.0	05/03/16 21:01	
EPA 8260	cis-1,2-Dichloroethene	1.3	ug/L	1.0	05/03/16 21:01	
EPA 300.0	Sulfate, Dissolved	62.8	mg/L	20.0	05/10/16 21:31	
EPA 310.2	Alkalinity, Total as CaCO <sub>3</sub> , Dissolved	414	mg/L	100	05/04/16 12:18	
EPA 353.2	Nitrogen, NO <sub>2</sub> plus NO <sub>3</sub>	0.37	mg/L	0.25	05/09/16 13:06	
<b>40131499003</b>	<b>MW-2</b>					
EPA 8015B Modified	Methane	465	ug/L	7.0	05/03/16 13:22	
EPA 8260	Tetrachloroethene	298	ug/L	4.0	05/04/16 03:10	
EPA 8260	Trichloroethene	16.8	ug/L	4.0	05/04/16 03:10	
EPA 8260	Vinyl chloride	17.1	ug/L	4.0	05/04/16 03:10	
EPA 8260	cis-1,2-Dichloroethene	69.0	ug/L	4.0	05/04/16 03:10	
EPA 300.0	Sulfate, Dissolved	60.7	mg/L	20.0	05/10/16 21:42	
EPA 310.2	Alkalinity, Total as CaCO <sub>3</sub> , Dissolved	453	mg/L	40.0	05/04/16 12:19	
EPA 353.2	Nitrogen, NO <sub>2</sub> plus NO <sub>3</sub>	2.8	mg/L	0.25	05/09/16 13:07	
<b>40131499004</b>	<b>PZ-2</b>					
EPA 8015B Modified	Methane	50.3	ug/L	2.8	05/03/16 09:36	
EPA 6010	Iron, Dissolved	2050	ug/L	100	05/03/16 22:42	
EPA 8260	1,1-Dichloroethene	0.49J	ug/L	1.0	05/03/16 21:23	
EPA 8260	Methyl-tert-butyl ether	0.22J	ug/L	1.0	05/03/16 21:23	
EPA 8260	Tetrachloroethene	1.3	ug/L	1.0	05/03/16 21:23	
EPA 8260	Trichloroethene	11.2	ug/L	1.0	05/03/16 21:23	
EPA 8260	Vinyl chloride	39.8	ug/L	1.0	05/03/16 21:23	
EPA 8260	cis-1,2-Dichloroethene	61.6	ug/L	1.0	05/03/16 21:23	
EPA 8260	trans-1,2-Dichloroethene	0.87J	ug/L	1.0	05/03/16 21:23	
EPA 300.0	Sulfate, Dissolved	31.8	mg/L	4.0	05/10/16 12:08	
EPA 310.2	Alkalinity, Total as CaCO <sub>3</sub> , Dissolved	400	mg/L	20.0	05/04/16 12:20	
<b>40131499005</b>	<b>MW-8R</b>					
EPA 8015B Modified	Methane	20.3	ug/L	2.8	05/03/16 09:43	
EPA 8260	Methyl-tert-butyl ether	0.69J	ug/L	1.0	05/03/16 21:45	
EPA 8260	Tetrachloroethene	27.7	ug/L	1.0	05/03/16 21:45	
EPA 8260	Trichloroethene	2.7	ug/L	1.0	05/03/16 21:45	

### REPORT OF LABORATORY ANALYSIS

This report shall not be reproduced, except in full,  
without the written consent of Pace Analytical Services, Inc..

### SUMMARY OF DETECTION

Project: 25211374.50 NORTHGATE PLAZA

Pace Project No.: 40131499

Lab Sample ID Method	Client Sample ID Parameters	Result	Units	Report Limit	Analyzed	Qualifiers
<b>40131499005</b>	<b>MW-8R</b>					
EPA 8260	Vinyl chloride	4.8	ug/L	1.0	05/03/16 21:45	
EPA 8260	cis-1,2-Dichloroethene	9.3	ug/L	1.0	05/03/16 21:45	
EPA 8260	trans-1,2-Dichloroethene	0.82J	ug/L	1.0	05/03/16 21:45	
EPA 300.0	Sulfate, Dissolved	60.3	mg/L	20.0	05/10/16 21:53	
EPA 310.2	Alkalinity, Total as CaCO <sub>3</sub> , Dissolved	448	mg/L	40.0	05/04/16 12:21	
EPA 353.2	Nitrogen, NO <sub>2</sub> plus NO <sub>3</sub>	3.3	mg/L	0.25	05/09/16 13:08	
<b>40131499006</b>	<b>PZ-9</b>					
EPA 8260	Tetrachloroethene	116	ug/L	1.0	05/03/16 22:07	
EPA 8260	Trichloroethene	1.0	ug/L	1.0	05/03/16 22:07	
EPA 8260	Trichlorofluoromethane	0.19J	ug/L	1.0	05/03/16 22:07	
EPA 300.0	Sulfate, Dissolved	82.8	mg/L	20.0	05/10/16 22:04	
EPA 310.2	Alkalinity, Total as CaCO <sub>3</sub> , Dissolved	434	mg/L	40.0	05/04/16 12:22	
EPA 353.2	Nitrogen, NO <sub>2</sub> plus NO <sub>3</sub>	8.7	mg/L	0.25	05/09/16 13:09	
<b>40131499007</b>	<b>PZ-9A</b>					
EPA 8260	Tetrachloroethene	81.9	ug/L	1.0	05/03/16 22:28	
EPA 8260	Trichloroethene	0.63J	ug/L	1.0	05/03/16 22:28	
EPA 8260	Trichlorofluoromethane	0.46J	ug/L	1.0	05/03/16 22:28	
EPA 300.0	Sulfate, Dissolved	74.2	mg/L	20.0	05/10/16 22:15	
EPA 310.2	Alkalinity, Total as CaCO <sub>3</sub> , Dissolved	459	mg/L	40.0	05/04/16 12:22	
EPA 353.2	Nitrogen, NO <sub>2</sub> plus NO <sub>3</sub>	8.8	mg/L	0.50	05/09/16 13:18	MO
<b>40131499008</b>	<b>MW-10</b>					
EPA 300.0	Sulfate, Dissolved	90.6	mg/L	20.0	05/10/16 22:26	
EPA 310.2	Alkalinity, Total as CaCO <sub>3</sub> , Dissolved	387	mg/L	20.0	05/04/16 12:23	
EPA 353.2	Nitrogen, NO <sub>2</sub> plus NO <sub>3</sub>	9.8	mg/L	0.25	05/10/16 08:47	
<b>40131499009</b>	<b>MW-13</b>					
EPA 8015B Modified	Ethane	0.76J	ug/L	5.6	05/03/16 10:11	
EPA 8260	Tetrachloroethene	12.3	ug/L	1.0	05/03/16 23:12	
EPA 8260	Trichloroethene	0.97J	ug/L	1.0	05/03/16 23:12	
<b>40131499010</b>	<b>MW-12</b>					
EPA 8260	Tetrachloroethene	5.7	ug/L	1.0	05/03/16 23:33	
EPA 300.0	Sulfate, Dissolved	56.6	mg/L	20.0	05/10/16 22:37	
EPA 310.2	Alkalinity, Total as CaCO <sub>3</sub> , Dissolved	271	mg/L	20.0	05/04/16 10:35	
EPA 353.2	Nitrogen, NO <sub>2</sub> plus NO <sub>3</sub>	5.7	mg/L	0.25	05/10/16 08:48	
<b>40131499011</b>	<b>MW-5 DUP</b>					
EPA 8260	Tetrachloroethene	87.5	ug/L	1.0	05/04/16 02:05	
EPA 8260	Trichloroethene	4.4	ug/L	1.0	05/04/16 02:05	
EPA 8260	cis-1,2-Dichloroethene	2.0	ug/L	1.0	05/04/16 02:05	
<b>40131499012</b>	<b>MW-5</b>					
EPA 8260	Tetrachloroethene	84.4	ug/L	1.0	05/03/16 23:55	

### REPORT OF LABORATORY ANALYSIS

This report shall not be reproduced, except in full,  
without the written consent of Pace Analytical Services, Inc..



### SUMMARY OF DETECTION

Project: 25211374.50 NORTHGATE PLAZA

Pace Project No.: 40131499

Lab Sample ID Method	Client Sample ID Parameters	Result	Units	Report Limit	Analyzed	Qualifiers
<b>40131499012</b>	<b>MW-5</b>					
EPA 8260	Trichloroethene	4.5	ug/L	1.0	05/03/16 23:55	
EPA 8260	cis-1,2-Dichloroethene	2.6	ug/L	1.0	05/03/16 23:55	
EPA 300.0	Sulfate, Dissolved	58.6	mg/L	4.0	05/10/16 13:14	
EPA 310.2	Alkalinity, Total as CaCO <sub>3</sub> , Dissolved	390	mg/L	20.0	05/04/16 10:35	
EPA 353.2	Nitrogen, NO <sub>2</sub> plus NO <sub>3</sub>	5.1	mg/L	0.25	05/10/16 08:49	
<b>40131499013</b>	<b>MW-11</b>					
EPA 8260	Tetrachloroethene	49.0	ug/L	1.0	05/04/16 00:16	
EPA 8260	Trichloroethene	11.7	ug/L	1.0	05/04/16 00:16	
EPA 8260	cis-1,2-Dichloroethene	0.32J	ug/L	1.0	05/04/16 00:16	
EPA 300.0	Sulfate, Dissolved	79.8	mg/L	20.0	05/10/16 23:10	
EPA 310.2	Alkalinity, Total as CaCO <sub>3</sub> , Dissolved	501	mg/L	40.0	05/09/16 09:51	
EPA 353.2	Nitrogen, NO <sub>2</sub> plus NO <sub>3</sub>	5.5	mg/L	0.25	05/10/16 08:49	
<b>40131499014</b>	<b>PZ-11</b>					
EPA 8260	Tetrachloroethene	30.5	ug/L	1.0	05/04/16 00:38	
EPA 8260	Trichloroethene	9.4	ug/L	1.0	05/04/16 00:38	
EPA 8260	cis-1,2-Dichloroethene	0.58J	ug/L	1.0	05/04/16 00:38	
EPA 300.0	Sulfate, Dissolved	196	mg/L	40.0	05/10/16 23:21	
EPA 310.2	Alkalinity, Total as CaCO <sub>3</sub> , Dissolved	356	mg/L	100	05/04/16 10:37	
EPA 353.2	Nitrogen, NO <sub>2</sub> plus NO <sub>3</sub>	2.9	mg/L	0.25	05/10/16 08:50	
<b>40131499015</b>	<b>MW-14</b>					
EPA 300.0	Sulfate, Dissolved	82.8	mg/L	20.0	05/10/16 23:32	
EPA 310.2	Alkalinity, Total as CaCO <sub>3</sub> , Dissolved	164	mg/L	20.0	05/09/16 09:51	
EPA 353.2	Nitrogen, NO <sub>2</sub> plus NO <sub>3</sub>	0.67	mg/L	0.25	05/10/16 08:51	
<b>40131499017</b>	<b>PZ-5</b>					
EPA 8015B Modified	Methane	39.0	ug/L	2.8	05/03/16 11:20	
EPA 8260	Methyl-tert-butyl ether	3.4	ug/L	1.0	05/04/16 01:21	
EPA 8260	Tetrachloroethene	1.9	ug/L	1.0	05/04/16 01:21	
EPA 8260	Trichloroethene	0.74J	ug/L	1.0	05/04/16 01:21	
EPA 8260	Vinyl chloride	0.91J	ug/L	1.0	05/04/16 01:21	
EPA 8260	cis-1,2-Dichloroethene	3.8	ug/L	1.0	05/04/16 01:21	
EPA 300.0	Sulfate, Dissolved	53.4	mg/L	4.0	05/10/16 14:20	
EPA 310.2	Alkalinity, Total as CaCO <sub>3</sub> , Dissolved	478	mg/L	40.0	05/09/16 09:52	
EPA 353.2	Nitrogen, NO <sub>2</sub> plus NO <sub>3</sub>	0.29	mg/L	0.25	05/10/16 08:52	
<b>40131499018</b>	<b>MW-15</b>					
EPA 300.0	Sulfate, Dissolved	59.6	mg/L	20.0	05/10/16 23:43	
EPA 310.2	Alkalinity, Total as CaCO <sub>3</sub> , Dissolved	605	mg/L	40.0	05/09/16 09:54	
EPA 353.2	Nitrogen, NO <sub>2</sub> plus NO <sub>3</sub>	17.2	mg/L	1.2	05/10/16 10:39	
SM 5310C	Total Organic Carbon	5.0J	mg/L	5.0	05/10/16 16:25	D3

### REPORT OF LABORATORY ANALYSIS

This report shall not be reproduced, except in full,  
without the written consent of Pace Analytical Services, Inc..

### SUMMARY OF DETECTION

Project: 25211374.50 NORTHGATE PLAZA  
Pace Project No.: 40131499

Lab Sample ID	Client Sample ID	Result	Units	Report Limit	Analyzed	Qualifiers
Method	Parameters					
<b>40131499019</b>	<b>MW-7</b>					
EPA 8260	Tetrachloroethene	400	ug/L	5.0	05/04/16 02:27	
EPA 8260	Trichloroethene	6.8	ug/L	5.0	05/04/16 02:27	
EPA 300.0	Sulfate, Dissolved	116	mg/L	40.0	05/10/16 23:54	
EPA 310.2	Alkalinity, Total as CaCO <sub>3</sub> , Dissolved	412	mg/L	40.0	05/09/16 09:55	
EPA 353.2	Nitrogen, NO <sub>2</sub> plus NO <sub>3</sub>	4.0	mg/L	0.25	05/10/16 08:56	
<b>40131499020</b>	<b>PZ-7</b>					
EPA 8260	Tetrachloroethene	86.3	ug/L	1.0	05/05/16 16:06	
EPA 8260	Trichloroethene	4.1	ug/L	1.0	05/05/16 16:06	
EPA 8260	cis-1,2-Dichloroethene	6.2	ug/L	1.0	05/05/16 16:06	
EPA 300.0	Sulfate, Dissolved	120	mg/L	40.0	05/11/16 00:27	
EPA 310.2	Alkalinity, Total as CaCO <sub>3</sub> , Dissolved	357	mg/L	40.0	05/09/16 09:56	
EPA 353.2	Nitrogen, NO <sub>2</sub> plus NO <sub>3</sub>	1.6	mg/L	0.25	05/10/16 08:57	
<b>40131499021</b>	<b>MW-4</b>					
EPA 8015B Modified	Ethene	30.5	ug/L	5.0	05/03/16 11:48	
EPA 8015B Modified	Methane	8510	ug/L	140	05/03/16 13:29	
EPA 6010	Iron, Dissolved	83000	ug/L	100	05/03/16 23:22	
EPA 8260	1,2-Dichlorobenzene	1.8J	ug/L	2.5	05/03/16 07:59	
EPA 8260	Chloroethane	4.6	ug/L	2.5	05/03/16 07:59	
EPA 8260	Tetrachloroethene	<1.2	ug/L	2.5	05/03/16 07:59	
EPA 8260	Vinyl chloride	340	ug/L	2.5	05/03/16 07:59	
EPA 8260	cis-1,2-Dichloroethene	5.7	ug/L	2.5	05/03/16 07:59	
EPA 8260	trans-1,2-Dichloroethene	5.1	ug/L	2.5	05/03/16 07:59	
EPA 300.0	Sulfate, Dissolved	17.3J	mg/L	20.0	05/10/16 15:48	D3
EPA 310.2	Alkalinity, Total as CaCO <sub>3</sub> , Dissolved	795	mg/L	100	05/09/16 09:56	
EPA 350.1	Nitrogen, Ammonia	37.4	mg/L	2.5	05/04/16 17:21	
<b>40131499022</b>	<b>PZ-4</b>					
EPA 8015B Modified	Methane	144	ug/L	2.8	05/03/16 11:55	
EPA 6010	Iron, Dissolved	1600	ug/L	100	05/03/16 23:25	
EPA 8260	Methyl-tert-butyl ether	0.96J	ug/L	1.0	05/02/16 22:30	
EPA 8260	Trichloroethene	0.57J	ug/L	1.0	05/02/16 22:30	
EPA 8260	Vinyl chloride	0.27J	ug/L	1.0	05/02/16 22:30	
EPA 8260	cis-1,2-Dichloroethene	2.1	ug/L	1.0	05/02/16 22:30	
EPA 300.0	Sulfate, Dissolved	55.8	mg/L	4.0	05/10/16 16:44	
EPA 310.2	Alkalinity, Total as CaCO <sub>3</sub> , Dissolved	349	mg/L	40.0	05/09/16 09:57	
EPA 350.1	Nitrogen, Ammonia	0.28J	mg/L	0.50	05/04/16 17:06	
<b>40131499023</b>	<b>PZ-4 DUP</b>					
EPA 8260	Methyl-tert-butyl ether	0.89J	ug/L	1.0	05/03/16 07:37	
EPA 8260	Trichloroethene	0.38J	ug/L	1.0	05/03/16 07:37	
EPA 8260	cis-1,2-Dichloroethene	2.0	ug/L	1.0	05/03/16 07:37	
<b>40131499024</b>	<b>MW-3</b>					
EPA 8260	Tetrachloroethene	535	ug/L	5.0	05/03/16 08:22	

### REPORT OF LABORATORY ANALYSIS

This report shall not be reproduced, except in full,  
without the written consent of Pace Analytical Services, Inc..

### SUMMARY OF DETECTION

Project: 25211374.50 NORTHGATE PLAZA

Pace Project No.: 40131499

Lab Sample ID Method	Client Sample ID Parameters	Result	Units	Report Limit	Analyzed	Qualifiers
<b>40131499024</b>	<b>MW-3</b>					
EPA 8260	Trichloroethene	12.5	ug/L	5.0	05/03/16 08:22	
EPA 8260	cis-1,2-Dichloroethene	52.0	ug/L	5.0	05/03/16 08:22	
EPA 300.0	Sulfate, Dissolved	57.9	mg/L	4.0	05/10/16 16:55	
EPA 310.2	Alkalinity, Total as CaCO <sub>3</sub> , Dissolved	428	mg/L	40.0	05/09/16 09:57	
EPA 353.2	Nitrogen, NO <sub>2</sub> plus NO <sub>3</sub>	3.9	mg/L	0.25	05/10/16 09:01	
<b>40131499025</b>	<b>PZ-3</b>					
EPA 8015B Modified	Ethene	0.58J	ug/L	5.0	05/03/16 14:35	
EPA 8015B Modified	Methane	920	ug/L	14.0	05/03/16 15:15	
EPA 8260	1,1-Dichloroethene	0.58J	ug/L	1.0	05/03/16 00:00	
EPA 8260	Chloroethane	0.91J	ug/L	1.0	05/03/16 00:00	
EPA 8260	Tetrachloroethene	93.9	ug/L	1.0	05/03/16 00:00	
EPA 8260	Trichloroethene	10.5	ug/L	1.0	05/03/16 00:00	
EPA 8260	Vinyl chloride	39.4	ug/L	1.0	05/03/16 00:00	
EPA 8260	cis-1,2-Dichloroethene	51.4	ug/L	1.0	05/03/16 00:00	
EPA 8260	trans-1,2-Dichloroethene	1.1	ug/L	1.0	05/03/16 00:00	
EPA 300.0	Sulfate, Dissolved	37.4	mg/L	4.0	05/10/16 17:06	
EPA 310.2	Alkalinity, Total as CaCO <sub>3</sub> , Dissolved	377	mg/L	100	05/09/16 09:58	
EPA 353.2	Nitrogen, NO <sub>2</sub> plus NO <sub>3</sub>	0.24J	mg/L	0.25	05/10/16 09:02	

### REPORT OF LABORATORY ANALYSIS

This report shall not be reproduced, except in full,  
without the written consent of Pace Analytical Services, Inc..

### ANALYTICAL RESULTS

Project: 25211374.50 NORTHGATE PLAZA

Pace Project No.: 40131499

**Sample: MW-1**      **Lab ID: 40131499001**      Collected: 04/25/16 09:30      Received: 04/28/16 07:40      Matrix: Water

Parameters	Results	Units	LOQ	LOD	DF	Prepared	Analyzed	CAS No.	Qual
<b>Methane, Ethane, Ethene GCV</b>		Analytical Method: EPA 8015B Modified							
Ethane	<0.58	ug/L	5.6	0.58	1		05/03/16 09:15	74-84-0	
Ethene	<0.52	ug/L	5.0	0.52	1		05/03/16 09:15	74-85-1	
Methane	<1.4	ug/L	2.8	1.4	1		05/03/16 09:15	74-82-8	
<b>6010 MET ICP, Dissolved</b>		Analytical Method: EPA 6010							
Iron, Dissolved	<12.9	ug/L	100	12.9	1		05/03/16 22:25	7439-89-6	
<b>8260 MSV</b>		Analytical Method: EPA 8260							
1,1,1,2-Tetrachloroethane	<0.18	ug/L	1.0	0.18	1		05/03/16 20:40	630-20-6	
1,1,1-Trichloroethane	<0.50	ug/L	1.0	0.50	1		05/03/16 20:40	71-55-6	
1,1,1,2-Tetrachloroethane	<0.25	ug/L	1.0	0.25	1		05/03/16 20:40	79-34-5	
1,1,2-Trichloroethane	<0.20	ug/L	1.0	0.20	1		05/03/16 20:40	79-00-5	
1,1-Dichloroethane	<0.24	ug/L	1.0	0.24	1		05/03/16 20:40	75-34-3	L3,M0
1,1-Dichloroethene	<0.41	ug/L	1.0	0.41	1		05/03/16 20:40	75-35-4	M1
1,1-Dichloropropene	<0.44	ug/L	1.0	0.44	1		05/03/16 20:40	563-58-6	
1,2,3-Trichlorobenzene	<2.1	ug/L	5.0	2.1	1		05/03/16 20:40	87-61-6	
1,2,3-Trichloropropane	<0.50	ug/L	1.0	0.50	1		05/03/16 20:40	96-18-4	
1,2,4-Trichlorobenzene	<2.2	ug/L	5.0	2.2	1		05/03/16 20:40	120-82-1	
1,2,4-Trimethylbenzene	<0.50	ug/L	1.0	0.50	1		05/03/16 20:40	95-63-6	
1,2-Dibromo-3-chloropropane	<2.2	ug/L	5.0	2.2	1		05/03/16 20:40	96-12-8	
1,2-Dibromoethane (EDB)	<0.18	ug/L	1.0	0.18	1		05/03/16 20:40	106-93-4	
1,2-Dichlorobenzene	<0.50	ug/L	1.0	0.50	1		05/03/16 20:40	95-50-1	
1,2-Dichloroethane	<0.17	ug/L	1.0	0.17	1		05/03/16 20:40	107-06-2	
1,2-Dichloropropane	<0.23	ug/L	1.0	0.23	1		05/03/16 20:40	78-87-5	
1,3,5-Trimethylbenzene	<0.50	ug/L	1.0	0.50	1		05/03/16 20:40	108-67-8	
1,3-Dichlorobenzene	<0.50	ug/L	1.0	0.50	1		05/03/16 20:40	541-73-1	
1,3-Dichloropropane	<0.50	ug/L	1.0	0.50	1		05/03/16 20:40	142-28-9	
1,4-Dichlorobenzene	<0.50	ug/L	1.0	0.50	1		05/03/16 20:40	106-46-7	
2,2-Dichloropropane	<0.48	ug/L	1.0	0.48	1		05/03/16 20:40	594-20-7	
2-Chlorotoluene	<0.50	ug/L	1.0	0.50	1		05/03/16 20:40	95-49-8	
4-Chlorotoluene	<0.21	ug/L	1.0	0.21	1		05/03/16 20:40	106-43-4	
Benzene	<0.50	ug/L	1.0	0.50	1		05/03/16 20:40	71-43-2	
Bromobenzene	<0.23	ug/L	1.0	0.23	1		05/03/16 20:40	108-86-1	
Bromochloromethane	<0.34	ug/L	1.0	0.34	1		05/03/16 20:40	74-97-5	
Bromodichloromethane	<0.50	ug/L	1.0	0.50	1		05/03/16 20:40	75-27-4	
Bromoform	<0.50	ug/L	1.0	0.50	1		05/03/16 20:40	75-25-2	
Bromomethane	<2.4	ug/L	5.0	2.4	1		05/03/16 20:40	74-83-9	
Carbon tetrachloride	<0.50	ug/L	1.0	0.50	1		05/03/16 20:40	56-23-5	
Chlorobenzene	<0.50	ug/L	1.0	0.50	1		05/03/16 20:40	108-90-7	
Chloroethane	<0.37	ug/L	1.0	0.37	1		05/03/16 20:40	75-00-3	M1
Chloroform	<2.5	ug/L	5.0	2.5	1		05/03/16 20:40	67-66-3	
Chloromethane	<0.50	ug/L	1.0	0.50	1		05/03/16 20:40	74-87-3	
Dibromochloromethane	<0.50	ug/L	1.0	0.50	1		05/03/16 20:40	124-48-1	
Dibromomethane	<0.43	ug/L	1.0	0.43	1		05/03/16 20:40	74-95-3	
Dichlorodifluoromethane	<0.22	ug/L	1.0	0.22	1		05/03/16 20:40	75-71-8	
Diisopropyl ether	<0.50	ug/L	1.0	0.50	1		05/03/16 20:40	108-20-3	

### REPORT OF LABORATORY ANALYSIS

This report shall not be reproduced, except in full,  
without the written consent of Pace Analytical Services, Inc..

## ANALYTICAL RESULTS

Project: 25211374.50 NORTHGATE PLAZA

Lab Project No.: 40131499

**Sample: MW-1**      **Lab ID: 40131499001**      Collected: 04/25/16 09:30      Received: 04/28/16 07:40      Matrix: Water

Parameters	Results	Units	LOQ	LOD	DF	Prepared	Analyzed	CAS No.	Qual
<b>8260 MSV</b> Analytical Method: EPA 8260									
Ethylbenzene	<0.50	ug/L	1.0	0.50	1		05/03/16 20:40	100-41-4	
Hexachloro-1,3-butadiene	<2.1	ug/L	5.0	2.1	1		05/03/16 20:40	87-68-3	
Isopropylbenzene (Cumene)	<0.14	ug/L	1.0	0.14	1		05/03/16 20:40	98-82-8	
Methyl-tert-butyl ether	0.50J	ug/L	1.0	0.17	1		05/03/16 20:40	1634-04-4	M1
Methylene Chloride	<0.23	ug/L	1.0	0.23	1		05/03/16 20:40	75-09-2	M1
Naphthalene	<2.5	ug/L	5.0	2.5	1		05/03/16 20:40	91-20-3	
Styrene	<0.50	ug/L	1.0	0.50	1		05/03/16 20:40	100-42-5	
Tetrachloroethene	9.0	ug/L	1.0	0.50	1		05/03/16 20:40	127-18-4	
Toluene	<0.50	ug/L	1.0	0.50	1		05/03/16 20:40	108-88-3	
Trichloroethene	0.70J	ug/L	1.0	0.33	1		05/03/16 20:40	79-01-6	
Trichlorofluoromethane	<0.18	ug/L	1.0	0.18	1		05/03/16 20:40	75-69-4	
Vinyl chloride	<0.18	ug/L	1.0	0.18	1		05/03/16 20:40	75-01-4	M1
Xylene (Total)	<1.5	ug/L	3.0	1.5	1		05/03/16 20:40	1330-20-7	
cis-1,2-Dichloroethene	8.7	ug/L	1.0	0.26	1		05/03/16 20:40	156-59-2	
cis-1,3-Dichloropropene	<0.50	ug/L	1.0	0.50	1		05/03/16 20:40	10061-01-5	
n-Butylbenzene	<0.50	ug/L	1.0	0.50	1		05/03/16 20:40	104-51-8	
n-Propylbenzene	<0.50	ug/L	1.0	0.50	1		05/03/16 20:40	103-65-1	
p-Isopropyltoluene	<0.50	ug/L	1.0	0.50	1		05/03/16 20:40	99-87-6	
sec-Butylbenzene	<2.2	ug/L	5.0	2.2	1		05/03/16 20:40	135-98-8	
tert-Butylbenzene	<0.18	ug/L	1.0	0.18	1		05/03/16 20:40	98-06-6	
trans-1,2-Dichloroethene	0.37J	ug/L	1.0	0.26	1		05/03/16 20:40	156-60-5	M1
trans-1,3-Dichloropropene	<0.23	ug/L	1.0	0.23	1		05/03/16 20:40	10061-02-6	
<b>Surrogates</b>									
4-Bromofluorobenzene (S)	98	%	70-130		1		05/03/16 20:40	460-00-4	
Dibromofluoromethane (S)	112	%	70-130		1		05/03/16 20:40	1868-53-7	
Toluene-d8 (S)	102	%	70-130		1		05/03/16 20:40	2037-26-5	
<b>300.0 IC Anions 28 Days,Diss</b> Analytical Method: EPA 300.0									
Sulfate, Dissolved	73.6	mg/L	20.0	10.0	5		05/10/16 21:20	14808-79-8	
<b>310.2 Alkalinity, Dissolved</b> Analytical Method: EPA 310.2									
Alkalinity, Total as CaCO <sub>3</sub> , Dissolved	462	mg/L	40.0	17.3	2		05/04/16 12:17		
<b>350.1 Ammonia</b> Analytical Method: EPA 350.1									
Nitrogen, Ammonia	<0.25	mg/L	0.50	0.25	1		05/02/16 16:43	7664-41-7	
<b>353.2 Nitrogen, NO<sub>2</sub>/NO<sub>3</sub> pres.</b> Analytical Method: EPA 353.2									
Nitrogen, NO <sub>2</sub> plus NO <sub>3</sub>	1.4	mg/L	0.25	0.095	1		05/09/16 13:05		
<b>5310C TOC</b> Analytical Method: SM 5310C									
Total Organic Carbon	<1.5	mg/L	5.0	1.5	6		05/10/16 09:51	7440-44-0	D3,M0

## REPORT OF LABORATORY ANALYSIS

This report shall not be reproduced, except in full,  
without the written consent of Pace Analytical Services, Inc..

### ANALYTICAL RESULTS

Project: 25211374.50 NORTHGATE PLAZA

Pace Project No.: 40131499

**Sample: PZ-1**      **Lab ID: 40131499002**      Collected: 04/25/16 09:50      Received: 04/28/16 07:40      Matrix: Water

Parameters	Results	Units	LOQ	LOD	DF	Prepared	Analyzed	CAS No.	Qual
<b>Methane, Ethane, Ethene GCV</b>		Analytical Method: EPA 8015B Modified							
Ethane	<0.58	ug/L	5.6	0.58	1		05/03/16 09:22	74-84-0	
Ethene	<0.52	ug/L	5.0	0.52	1		05/03/16 09:22	74-85-1	
Methane	<1.4	ug/L	2.8	1.4	1		05/03/16 09:22	74-82-8	
<b>6010 MET ICP, Dissolved</b>		Analytical Method: EPA 6010							
Iron, Dissolved	<12.9	ug/L	100	12.9	1		05/03/16 22:37	7439-89-6	
<b>8260 MSV</b>		Analytical Method: EPA 8260							
1,1,1,2-Tetrachloroethane	<0.18	ug/L	1.0	0.18	1		05/03/16 21:01	630-20-6	
1,1,1-Trichloroethane	<0.50	ug/L	1.0	0.50	1		05/03/16 21:01	71-55-6	
1,1,1,2-Tetrachloroethane	<0.25	ug/L	1.0	0.25	1		05/03/16 21:01	79-34-5	
1,1,2-Trichloroethane	<0.20	ug/L	1.0	0.20	1		05/03/16 21:01	79-00-5	
1,1-Dichloroethane	<0.24	ug/L	1.0	0.24	1		05/03/16 21:01	75-34-3	L3
1,1-Dichloroethene	<0.41	ug/L	1.0	0.41	1		05/03/16 21:01	75-35-4	
1,1-Dichloropropene	<0.44	ug/L	1.0	0.44	1		05/03/16 21:01	563-58-6	
1,2,3-Trichlorobenzene	<2.1	ug/L	5.0	2.1	1		05/03/16 21:01	87-61-6	
1,2,3-Trichloropropane	<0.50	ug/L	1.0	0.50	1		05/03/16 21:01	96-18-4	
1,2,4-Trichlorobenzene	<2.2	ug/L	5.0	2.2	1		05/03/16 21:01	120-82-1	
1,2,4-Trimethylbenzene	<0.50	ug/L	1.0	0.50	1		05/03/16 21:01	95-63-6	
1,2-Dibromo-3-chloropropane	<2.2	ug/L	5.0	2.2	1		05/03/16 21:01	96-12-8	
1,2-Dibromoethane (EDB)	<0.18	ug/L	1.0	0.18	1		05/03/16 21:01	106-93-4	
1,2-Dichlorobenzene	<0.50	ug/L	1.0	0.50	1		05/03/16 21:01	95-50-1	
1,2-Dichloroethane	<0.17	ug/L	1.0	0.17	1		05/03/16 21:01	107-06-2	
1,2-Dichloropropane	<0.23	ug/L	1.0	0.23	1		05/03/16 21:01	78-87-5	
1,3,5-Trimethylbenzene	<0.50	ug/L	1.0	0.50	1		05/03/16 21:01	108-67-8	
1,3-Dichlorobenzene	<0.50	ug/L	1.0	0.50	1		05/03/16 21:01	541-73-1	
1,3-Dichloropropane	<0.50	ug/L	1.0	0.50	1		05/03/16 21:01	142-28-9	
1,4-Dichlorobenzene	<0.50	ug/L	1.0	0.50	1		05/03/16 21:01	106-46-7	
2,2-Dichloropropane	<0.48	ug/L	1.0	0.48	1		05/03/16 21:01	594-20-7	
2-Chlorotoluene	<0.50	ug/L	1.0	0.50	1		05/03/16 21:01	95-49-8	
4-Chlorotoluene	<0.21	ug/L	1.0	0.21	1		05/03/16 21:01	106-43-4	
Benzene	<0.50	ug/L	1.0	0.50	1		05/03/16 21:01	71-43-2	
Bromobenzene	<0.23	ug/L	1.0	0.23	1		05/03/16 21:01	108-86-1	
Bromochloromethane	<0.34	ug/L	1.0	0.34	1		05/03/16 21:01	74-97-5	
Bromodichloromethane	<0.50	ug/L	1.0	0.50	1		05/03/16 21:01	75-27-4	
Bromoform	<0.50	ug/L	1.0	0.50	1		05/03/16 21:01	75-25-2	
Bromomethane	<2.4	ug/L	5.0	2.4	1		05/03/16 21:01	74-83-9	
Carbon tetrachloride	<0.50	ug/L	1.0	0.50	1		05/03/16 21:01	56-23-5	
Chlorobenzene	<0.50	ug/L	1.0	0.50	1		05/03/16 21:01	108-90-7	
Chloroethane	<0.37	ug/L	1.0	0.37	1		05/03/16 21:01	75-00-3	
Chloroform	<2.5	ug/L	5.0	2.5	1		05/03/16 21:01	67-66-3	
Chloromethane	<0.50	ug/L	1.0	0.50	1		05/03/16 21:01	74-87-3	
Dibromochloromethane	<0.50	ug/L	1.0	0.50	1		05/03/16 21:01	124-48-1	
Dibromomethane	<0.43	ug/L	1.0	0.43	1		05/03/16 21:01	74-95-3	
Dichlorodifluoromethane	<0.22	ug/L	1.0	0.22	1		05/03/16 21:01	75-71-8	
Diisopropyl ether	<0.50	ug/L	1.0	0.50	1		05/03/16 21:01	108-20-3	

### REPORT OF LABORATORY ANALYSIS

This report shall not be reproduced, except in full,  
without the written consent of Pace Analytical Services, Inc..

## ANALYTICAL RESULTS

Project: 25211374.50 NORTHGATE PLAZA

Pace Project No.: 40131499

**Sample: PZ-1**      **Lab ID: 40131499002**      Collected: 04/25/16 09:50      Received: 04/28/16 07:40      Matrix: Water

Parameters	Results	Units	LOQ	LOD	DF	Prepared	Analyzed	CAS No.	Qual
<b>8260 MSV</b> Analytical Method: EPA 8260									
Ethylbenzene	<0.50	ug/L	1.0	0.50	1		05/03/16 21:01	100-41-4	
Hexachloro-1,3-butadiene	<2.1	ug/L	5.0	2.1	1		05/03/16 21:01	87-68-3	
Isopropylbenzene (Cumene)	<0.14	ug/L	1.0	0.14	1		05/03/16 21:01	98-82-8	
Methyl-tert-butyl ether	2.3	ug/L	1.0	0.17	1		05/03/16 21:01	1634-04-4	
Methylene Chloride	<0.23	ug/L	1.0	0.23	1		05/03/16 21:01	75-09-2	
Naphthalene	<2.5	ug/L	5.0	2.5	1		05/03/16 21:01	91-20-3	
Styrene	<0.50	ug/L	1.0	0.50	1		05/03/16 21:01	100-42-5	
Tetrachloroethene	3.4	ug/L	1.0	0.50	1		05/03/16 21:01	127-18-4	
Toluene	<0.50	ug/L	1.0	0.50	1		05/03/16 21:01	108-88-3	
Trichloroethene	0.41J	ug/L	1.0	0.33	1		05/03/16 21:01	79-01-6	
Trichlorofluoromethane	<0.18	ug/L	1.0	0.18	1		05/03/16 21:01	75-69-4	
Vinyl chloride	<0.18	ug/L	1.0	0.18	1		05/03/16 21:01	75-01-4	
Xylene (Total)	<1.5	ug/L	3.0	1.5	1		05/03/16 21:01	1330-20-7	
cis-1,2-Dichloroethene	1.3	ug/L	1.0	0.26	1		05/03/16 21:01	156-59-2	
cis-1,3-Dichloropropene	<0.50	ug/L	1.0	0.50	1		05/03/16 21:01	10061-01-5	
n-Butylbenzene	<0.50	ug/L	1.0	0.50	1		05/03/16 21:01	104-51-8	
n-Propylbenzene	<0.50	ug/L	1.0	0.50	1		05/03/16 21:01	103-65-1	
p-Isopropyltoluene	<0.50	ug/L	1.0	0.50	1		05/03/16 21:01	99-87-6	
sec-Butylbenzene	<2.2	ug/L	5.0	2.2	1		05/03/16 21:01	135-98-8	
tert-Butylbenzene	<0.18	ug/L	1.0	0.18	1		05/03/16 21:01	98-06-6	
trans-1,2-Dichloroethene	<0.26	ug/L	1.0	0.26	1		05/03/16 21:01	156-60-5	
trans-1,3-Dichloropropene	<0.23	ug/L	1.0	0.23	1		05/03/16 21:01	10061-02-6	
<b>Surrogates</b>									
4-Bromofluorobenzene (S)	96	%	70-130		1		05/03/16 21:01	460-00-4	
Dibromofluoromethane (S)	115	%	70-130		1		05/03/16 21:01	1868-53-7	
Toluene-d8 (S)	102	%	70-130		1		05/03/16 21:01	2037-26-5	
<b>300.0 IC Anions 28 Days,Diss</b> Analytical Method: EPA 300.0									
Sulfate, Dissolved	62.8	mg/L	20.0	10.0	5		05/10/16 21:31	14808-79-8	
<b>310.2 Alkalinity, Dissolved</b> Analytical Method: EPA 310.2									
Alkalinity, Total as CaCO <sub>3</sub> , Dissolved	414	mg/L	100	43.2	5		05/04/16 12:18		
<b>350.1 Ammonia</b> Analytical Method: EPA 350.1									
Nitrogen, Ammonia	<0.25	mg/L	0.50	0.25	1		05/02/16 16:44	7664-41-7	
<b>353.2 Nitrogen, NO<sub>2</sub>/NO<sub>3</sub> pres.</b> Analytical Method: EPA 353.2									
Nitrogen, NO <sub>2</sub> plus NO <sub>3</sub>	0.37	mg/L	0.25	0.095	1		05/09/16 13:06		
<b>5310C TOC</b> Analytical Method: SM 5310C									
Total Organic Carbon	<1.5	mg/L	5.0	1.5	6		05/10/16 11:06	7440-44-0	D3

### REPORT OF LABORATORY ANALYSIS

This report shall not be reproduced, except in full,  
without the written consent of Pace Analytical Services, Inc..

### ANALYTICAL RESULTS

Project: 25211374.50 NORTHGATE PLAZA

Pace Project No.: 40131499

Sample: MW-2 Lab ID: 40131499003 Collected: 04/25/16 10:25 Received: 04/28/16 07:40 Matrix: Water

Parameters	Results	Units	LOQ	LOD	DF	Prepared	Analyzed	CAS No.	Qual
<b>Methane, Ethane, Ethene GCV</b>		Analytical Method: EPA 8015B Modified							
Ethane	<0.58	ug/L	5.6	0.58	1		05/03/16 09:29	74-84-0	
Ethene	<0.52	ug/L	5.0	0.52	1		05/03/16 09:29	74-85-1	
Methane	465	ug/L	7.0	3.4	2.5		05/03/16 13:22	74-82-8	
<b>6010 MET ICP, Dissolved</b>		Analytical Method: EPA 6010							
Iron, Dissolved	<12.9	ug/L	100	12.9	1		05/03/16 22:39	7439-89-6	
<b>8260 MSV</b>		Analytical Method: EPA 8260							
1,1,1,2-Tetrachloroethane	<0.72	ug/L	4.0	0.72	4		05/04/16 03:10	630-20-6	
1,1,1-Trichloroethane	<2.0	ug/L	4.0	2.0	4		05/04/16 03:10	71-55-6	
1,1,2,2-Tetrachloroethane	<1.0	ug/L	4.0	1.0	4		05/04/16 03:10	79-34-5	
1,1,2-Trichloroethane	<0.79	ug/L	4.0	0.79	4		05/04/16 03:10	79-00-5	
1,1-Dichloroethane	<0.97	ug/L	4.0	0.97	4		05/04/16 03:10	75-34-3	L3
1,1-Dichloroethene	<1.6	ug/L	4.0	1.6	4		05/04/16 03:10	75-35-4	
1,1-Dichloropropene	<1.8	ug/L	4.0	1.8	4		05/04/16 03:10	563-58-6	
1,2,3-Trichlorobenzene	<8.5	ug/L	20.0	8.5	4		05/04/16 03:10	87-61-6	
1,2,3-Trichloropropane	<2.0	ug/L	4.0	2.0	4		05/04/16 03:10	96-18-4	
1,2,4-Trichlorobenzene	<8.8	ug/L	20.0	8.8	4		05/04/16 03:10	120-82-1	
1,2,4-Trimethylbenzene	<2.0	ug/L	4.0	2.0	4		05/04/16 03:10	95-63-6	
1,2-Dibromo-3-chloropropane	<8.7	ug/L	20.0	8.7	4		05/04/16 03:10	96-12-8	
1,2-Dibromoethane (EDB)	<0.71	ug/L	4.0	0.71	4		05/04/16 03:10	106-93-4	
1,2-Dichlorobenzene	<2.0	ug/L	4.0	2.0	4		05/04/16 03:10	95-50-1	
1,2-Dichloroethane	<0.67	ug/L	4.0	0.67	4		05/04/16 03:10	107-06-2	
1,2-Dichloropropane	<0.93	ug/L	4.0	0.93	4		05/04/16 03:10	78-87-5	
1,3,5-Trimethylbenzene	<2.0	ug/L	4.0	2.0	4		05/04/16 03:10	108-67-8	
1,3-Dichlorobenzene	<2.0	ug/L	4.0	2.0	4		05/04/16 03:10	541-73-1	
1,3-Dichloropropane	<2.0	ug/L	4.0	2.0	4		05/04/16 03:10	142-28-9	
1,4-Dichlorobenzene	<2.0	ug/L	4.0	2.0	4		05/04/16 03:10	106-46-7	
2,2-Dichloropropane	<1.9	ug/L	4.0	1.9	4		05/04/16 03:10	594-20-7	
2-Chlorotoluene	<2.0	ug/L	4.0	2.0	4		05/04/16 03:10	95-49-8	
4-Chlorotoluene	<0.85	ug/L	4.0	0.85	4		05/04/16 03:10	106-43-4	
Benzene	<2.0	ug/L	4.0	2.0	4		05/04/16 03:10	71-43-2	
Bromobenzene	<0.92	ug/L	4.0	0.92	4		05/04/16 03:10	108-86-1	
Bromochloromethane	<1.4	ug/L	4.0	1.4	4		05/04/16 03:10	74-97-5	
Bromodichloromethane	<2.0	ug/L	4.0	2.0	4		05/04/16 03:10	75-27-4	
Bromoform	<2.0	ug/L	4.0	2.0	4		05/04/16 03:10	75-25-2	
Bromomethane	<9.7	ug/L	20.0	9.7	4		05/04/16 03:10	74-83-9	
Carbon tetrachloride	<2.0	ug/L	4.0	2.0	4		05/04/16 03:10	56-23-5	
Chlorobenzene	<2.0	ug/L	4.0	2.0	4		05/04/16 03:10	108-90-7	
Chloroethane	<1.5	ug/L	4.0	1.5	4		05/04/16 03:10	75-00-3	
Chloroform	<10.0	ug/L	20.0	10.0	4		05/04/16 03:10	67-66-3	
Chloromethane	<2.0	ug/L	4.0	2.0	4		05/04/16 03:10	74-87-3	
Dibromochloromethane	<2.0	ug/L	4.0	2.0	4		05/04/16 03:10	124-48-1	
Dibromomethane	<1.7	ug/L	4.0	1.7	4		05/04/16 03:10	74-95-3	
Dichlorodifluoromethane	<0.90	ug/L	4.0	0.90	4		05/04/16 03:10	75-71-8	
Diisopropyl ether	<2.0	ug/L	4.0	2.0	4		05/04/16 03:10	108-20-3	

### REPORT OF LABORATORY ANALYSIS

This report shall not be reproduced, except in full,  
without the written consent of Pace Analytical Services, Inc..



## ANALYTICAL RESULTS

Project: 25211374.50 NORTHGATE PLAZA

Pace Project No.: 40131499

**Sample: MW-2**      **Lab ID: 40131499003**      Collected: 04/25/16 10:25      Received: 04/28/16 07:40      Matrix: Water

Parameters	Results	Units	LOQ	LOD	DF	Prepared	Analyzed	CAS No.	Qual
<b>8260 MSV</b> Analytical Method: EPA 8260									
Ethylbenzene	<2.0	ug/L	4.0	2.0	4		05/04/16 03:10	100-41-4	
Hexachloro-1,3-butadiene	<8.4	ug/L	20.0	8.4	4		05/04/16 03:10	87-68-3	
Isopropylbenzene (Cumene)	<0.57	ug/L	4.0	0.57	4		05/04/16 03:10	98-82-8	
Methyl-tert-butyl ether	<0.70	ug/L	4.0	0.70	4		05/04/16 03:10	1634-04-4	
Methylene Chloride	<0.93	ug/L	4.0	0.93	4		05/04/16 03:10	75-09-2	
Naphthalene	<10.0	ug/L	20.0	10.0	4		05/04/16 03:10	91-20-3	
Styrene	<2.0	ug/L	4.0	2.0	4		05/04/16 03:10	100-42-5	
Tetrachloroethene	298	ug/L	4.0	2.0	4		05/04/16 03:10	127-18-4	
Toluene	<2.0	ug/L	4.0	2.0	4		05/04/16 03:10	108-88-3	
Trichloroethene	16.8	ug/L	4.0	1.3	4		05/04/16 03:10	79-01-6	
Trichlorofluoromethane	<0.74	ug/L	4.0	0.74	4		05/04/16 03:10	75-69-4	
Vinyl chloride	17.1	ug/L	4.0	0.70	4		05/04/16 03:10	75-01-4	
Xylene (Total)	<6.0	ug/L	12.0	6.0	4		05/04/16 03:10	1330-20-7	
cis-1,2-Dichloroethene	69.0	ug/L	4.0	1.0	4		05/04/16 03:10	156-59-2	
cis-1,3-Dichloropropene	<2.0	ug/L	4.0	2.0	4		05/04/16 03:10	10061-01-5	
n-Butylbenzene	<2.0	ug/L	4.0	2.0	4		05/04/16 03:10	104-51-8	
n-Propylbenzene	<2.0	ug/L	4.0	2.0	4		05/04/16 03:10	103-65-1	
p-Isopropyltoluene	<2.0	ug/L	4.0	2.0	4		05/04/16 03:10	99-87-6	
sec-Butylbenzene	<8.7	ug/L	20.0	8.7	4		05/04/16 03:10	135-98-8	
tert-Butylbenzene	<0.72	ug/L	4.0	0.72	4		05/04/16 03:10	98-06-6	
trans-1,2-Dichloroethene	<1.0	ug/L	4.0	1.0	4		05/04/16 03:10	156-60-5	
trans-1,3-Dichloropropene	<0.92	ug/L	4.0	0.92	4		05/04/16 03:10	10061-02-6	
<b>Surrogates</b>									
4-Bromofluorobenzene (S)	95	%	70-130		4		05/04/16 03:10	460-00-4	
Dibromofluoromethane (S)	114	%	70-130		4		05/04/16 03:10	1868-53-7	
Toluene-d8 (S)	100	%	70-130		4		05/04/16 03:10	2037-26-5	
<b>300.0 IC Anions 28 Days,Diss</b> Analytical Method: EPA 300.0									
Sulfate, Dissolved	60.7	mg/L	20.0	10.0	5		05/10/16 21:42	14808-79-8	
<b>310.2 Alkalinity, Dissolved</b> Analytical Method: EPA 310.2									
Alkalinity, Total as CaCO <sub>3</sub> , Dissolved	453	mg/L	40.0	17.3	2		05/04/16 12:19		
<b>350.1 Ammonia</b> Analytical Method: EPA 350.1									
Nitrogen, Ammonia	<0.25	mg/L	0.50	0.25	1		05/02/16 16:45	7664-41-7	
<b>353.2 Nitrogen, NO<sub>2</sub>/NO<sub>3</sub> pres.</b> Analytical Method: EPA 353.2									
Nitrogen, NO <sub>2</sub> plus NO <sub>3</sub>	2.8	mg/L	0.25	0.095	1		05/09/16 13:07		
<b>5310C TOC</b> Analytical Method: SM 5310C									
Total Organic Carbon	<1.5	mg/L	5.0	1.5	6		05/10/16 11:25	7440-44-0	D3,M0

## REPORT OF LABORATORY ANALYSIS

This report shall not be reproduced, except in full,  
without the written consent of Pace Analytical Services, Inc..

### ANALYTICAL RESULTS

Project: 25211374.50 NORTHGATE PLAZA

Pace Project No.: 40131499

Sample: PZ-2 Lab ID: 40131499004 Collected: 04/25/16 10:40 Received: 04/28/16 07:40 Matrix: Water

Parameters	Results	Units	LOQ	LOD	DF	Prepared	Analyzed	CAS No.	Qual
<b>Methane, Ethane, Ethene GCV</b>		Analytical Method: EPA 8015B Modified							
Ethane	<0.58	ug/L	5.6	0.58	1		05/03/16 09:36	74-84-0	
Ethene	<0.52	ug/L	5.0	0.52	1		05/03/16 09:36	74-85-1	
Methane	50.3	ug/L	2.8	1.4	1		05/03/16 09:36	74-82-8	
<b>6010 MET ICP, Dissolved</b>		Analytical Method: EPA 6010							
Iron, Dissolved	2050	ug/L	100	12.9	1		05/03/16 22:42	7439-89-6	
<b>8260 MSV</b>		Analytical Method: EPA 8260							
1,1,1,2-Tetrachloroethane	<0.18	ug/L	1.0	0.18	1		05/03/16 21:23	630-20-6	
1,1,1-Trichloroethane	<0.50	ug/L	1.0	0.50	1		05/03/16 21:23	71-55-6	
1,1,2,2-Tetrachloroethane	<0.25	ug/L	1.0	0.25	1		05/03/16 21:23	79-34-5	
1,1,2-Trichloroethane	<0.20	ug/L	1.0	0.20	1		05/03/16 21:23	79-00-5	
1,1-Dichloroethane	<0.24	ug/L	1.0	0.24	1		05/03/16 21:23	75-34-3	L3
1,1-Dichloroethene	0.49J	ug/L	1.0	0.41	1		05/03/16 21:23	75-35-4	
1,1-Dichloropropene	<0.44	ug/L	1.0	0.44	1		05/03/16 21:23	563-58-6	
1,2,3-Trichlorobenzene	<2.1	ug/L	5.0	2.1	1		05/03/16 21:23	87-61-6	
1,2,3-Trichloropropane	<0.50	ug/L	1.0	0.50	1		05/03/16 21:23	96-18-4	
1,2,4-Trichlorobenzene	<2.2	ug/L	5.0	2.2	1		05/03/16 21:23	120-82-1	
1,2,4-Trimethylbenzene	<0.50	ug/L	1.0	0.50	1		05/03/16 21:23	95-63-6	
1,2-Dibromo-3-chloropropane	<2.2	ug/L	5.0	2.2	1		05/03/16 21:23	96-12-8	
1,2-Dibromoethane (EDB)	<0.18	ug/L	1.0	0.18	1		05/03/16 21:23	106-93-4	
1,2-Dichlorobenzene	<0.50	ug/L	1.0	0.50	1		05/03/16 21:23	95-50-1	
1,2-Dichloroethane	<0.17	ug/L	1.0	0.17	1		05/03/16 21:23	107-06-2	
1,2-Dichloropropane	<0.23	ug/L	1.0	0.23	1		05/03/16 21:23	78-87-5	
1,3,5-Trimethylbenzene	<0.50	ug/L	1.0	0.50	1		05/03/16 21:23	108-67-8	
1,3-Dichlorobenzene	<0.50	ug/L	1.0	0.50	1		05/03/16 21:23	541-73-1	
1,3-Dichloropropane	<0.50	ug/L	1.0	0.50	1		05/03/16 21:23	142-28-9	
1,4-Dichlorobenzene	<0.50	ug/L	1.0	0.50	1		05/03/16 21:23	106-46-7	
2,2-Dichloropropane	<0.48	ug/L	1.0	0.48	1		05/03/16 21:23	594-20-7	
2-Chlorotoluene	<0.50	ug/L	1.0	0.50	1		05/03/16 21:23	95-49-8	
4-Chlorotoluene	<0.21	ug/L	1.0	0.21	1		05/03/16 21:23	106-43-4	
Benzene	<0.50	ug/L	1.0	0.50	1		05/03/16 21:23	71-43-2	
Bromobenzene	<0.23	ug/L	1.0	0.23	1		05/03/16 21:23	108-86-1	
Bromochloromethane	<0.34	ug/L	1.0	0.34	1		05/03/16 21:23	74-97-5	
Bromodichloromethane	<0.50	ug/L	1.0	0.50	1		05/03/16 21:23	75-27-4	
Bromoform	<0.50	ug/L	1.0	0.50	1		05/03/16 21:23	75-25-2	
Bromomethane	<2.4	ug/L	5.0	2.4	1		05/03/16 21:23	74-83-9	
Carbon tetrachloride	<0.50	ug/L	1.0	0.50	1		05/03/16 21:23	56-23-5	
Chlorobenzene	<0.50	ug/L	1.0	0.50	1		05/03/16 21:23	108-90-7	
Chloroethane	<0.37	ug/L	1.0	0.37	1		05/03/16 21:23	75-00-3	
Chloroform	<2.5	ug/L	5.0	2.5	1		05/03/16 21:23	67-66-3	
Chloromethane	<0.50	ug/L	1.0	0.50	1		05/03/16 21:23	74-87-3	
Dibromochloromethane	<0.50	ug/L	1.0	0.50	1		05/03/16 21:23	124-48-1	
Dibromomethane	<0.43	ug/L	1.0	0.43	1		05/03/16 21:23	74-95-3	
Dichlorodifluoromethane	<0.22	ug/L	1.0	0.22	1		05/03/16 21:23	75-71-8	
Diisopropyl ether	<0.50	ug/L	1.0	0.50	1		05/03/16 21:23	108-20-3	

### REPORT OF LABORATORY ANALYSIS

This report shall not be reproduced, except in full,  
without the written consent of Pace Analytical Services, Inc..

## ANALYTICAL RESULTS

Project: 25211374.50 NORTHGATE PLAZA

Pace Project No.: 40131499

**Sample: PZ-2**      **Lab ID: 40131499004**      Collected: 04/25/16 10:40      Received: 04/28/16 07:40      Matrix: Water

Parameters	Results	Units	LOQ	LOD	DF	Prepared	Analyzed	CAS No.	Qual
<b>8260 MSV</b> Analytical Method: EPA 8260									
Ethylbenzene	<0.50	ug/L	1.0	0.50	1		05/03/16 21:23	100-41-4	
Hexachloro-1,3-butadiene	<2.1	ug/L	5.0	2.1	1		05/03/16 21:23	87-68-3	
Isopropylbenzene (Cumene)	<0.14	ug/L	1.0	0.14	1		05/03/16 21:23	98-82-8	
Methyl-tert-butyl ether	0.22J	ug/L	1.0	0.17	1		05/03/16 21:23	1634-04-4	
Methylene Chloride	<0.23	ug/L	1.0	0.23	1		05/03/16 21:23	75-09-2	
Naphthalene	<2.5	ug/L	5.0	2.5	1		05/03/16 21:23	91-20-3	
Styrene	<0.50	ug/L	1.0	0.50	1		05/03/16 21:23	100-42-5	
Tetrachloroethene	1.3	ug/L	1.0	0.50	1		05/03/16 21:23	127-18-4	
Toluene	<0.50	ug/L	1.0	0.50	1		05/03/16 21:23	108-88-3	
Trichloroethene	11.2	ug/L	1.0	0.33	1		05/03/16 21:23	79-01-6	
Trichlorofluoromethane	<0.18	ug/L	1.0	0.18	1		05/03/16 21:23	75-69-4	
Vinyl chloride	39.8	ug/L	1.0	0.18	1		05/03/16 21:23	75-01-4	
Xylene (Total)	<1.5	ug/L	3.0	1.5	1		05/03/16 21:23	1330-20-7	
cis-1,2-Dichloroethene	61.6	ug/L	1.0	0.26	1		05/03/16 21:23	156-59-2	
cis-1,3-Dichloropropene	<0.50	ug/L	1.0	0.50	1		05/03/16 21:23	10061-01-5	
n-Butylbenzene	<0.50	ug/L	1.0	0.50	1		05/03/16 21:23	104-51-8	
n-Propylbenzene	<0.50	ug/L	1.0	0.50	1		05/03/16 21:23	103-65-1	
p-Isopropyltoluene	<0.50	ug/L	1.0	0.50	1		05/03/16 21:23	99-87-6	
sec-Butylbenzene	<2.2	ug/L	5.0	2.2	1		05/03/16 21:23	135-98-8	
tert-Butylbenzene	<0.18	ug/L	1.0	0.18	1		05/03/16 21:23	98-06-6	
trans-1,2-Dichloroethene	0.87J	ug/L	1.0	0.26	1		05/03/16 21:23	156-60-5	
trans-1,3-Dichloropropene	<0.23	ug/L	1.0	0.23	1		05/03/16 21:23	10061-02-6	
<b>Surrogates</b>									
4-Bromofluorobenzene (S)	98	%	70-130		1		05/03/16 21:23	460-00-4	
Dibromofluoromethane (S)	110	%	70-130		1		05/03/16 21:23	1868-53-7	
Toluene-d8 (S)	102	%	70-130		1		05/03/16 21:23	2037-26-5	
<b>300.0 IC Anions 28 Days,Diss</b> Analytical Method: EPA 300.0									
Sulfate, Dissolved	31.8	mg/L	4.0	2.0	1		05/10/16 12:08	14808-79-8	
<b>310.2 Alkalinity, Dissolved</b> Analytical Method: EPA 310.2									
Alkalinity, Total as CaCO <sub>3</sub> , Dissolved	400	mg/L	20.0	8.6	1		05/04/16 12:20		
<b>350.1 Ammonia</b> Analytical Method: EPA 350.1									
Nitrogen, Ammonia	<0.25	mg/L	0.50	0.25	1		05/02/16 16:46	7664-41-7	
<b>353.2 Nitrogen, NO<sub>2</sub>/NO<sub>3</sub> pres.</b> Analytical Method: EPA 353.2									
Nitrogen, NO <sub>2</sub> plus NO <sub>3</sub>	<0.095	mg/L	0.25	0.095	1		05/09/16 13:07		
<b>5310C TOC</b> Analytical Method: SM 5310C									
Total Organic Carbon	<1.5	mg/L	5.0	1.5	6		05/10/16 12:21	7440-44-0	D3

## REPORT OF LABORATORY ANALYSIS

This report shall not be reproduced, except in full,  
without the written consent of Pace Analytical Services, Inc..

### ANALYTICAL RESULTS

Project: 25211374.50 NORTHGATE PLAZA

Pace Project No.: 40131499

Sample: MW-8R Lab ID: 40131499005 Collected: 04/25/16 11:15 Received: 04/28/16 07:40 Matrix: Water

Parameters	Results	Units	LOQ	LOD	DF	Prepared	Analyzed	CAS No.	Qual
<b>Methane, Ethane, Ethene GCV</b>		Analytical Method: EPA 8015B Modified							
Ethane	<0.58	ug/L	5.6	0.58	1		05/03/16 09:43	74-84-0	
Ethene	<0.52	ug/L	5.0	0.52	1		05/03/16 09:43	74-85-1	
Methane	20.3	ug/L	2.8	1.4	1		05/03/16 09:43	74-82-8	
<b>6010 MET ICP, Dissolved</b>		Analytical Method: EPA 6010							
Iron, Dissolved	<12.9	ug/L	100	12.9	1		05/03/16 22:45	7439-89-6	
<b>8260 MSV</b>		Analytical Method: EPA 8260							
1,1,1,2-Tetrachloroethane	<0.18	ug/L	1.0	0.18	1		05/03/16 21:45	630-20-6	
1,1,1-Trichloroethane	<0.50	ug/L	1.0	0.50	1		05/03/16 21:45	71-55-6	
1,1,1,2-Tetrachloroethane	<0.25	ug/L	1.0	0.25	1		05/03/16 21:45	79-34-5	
1,1,2-Trichloroethane	<0.20	ug/L	1.0	0.20	1		05/03/16 21:45	79-00-5	
1,1-Dichloroethane	<0.24	ug/L	1.0	0.24	1		05/03/16 21:45	75-34-3	L3
1,1-Dichloroethene	<0.41	ug/L	1.0	0.41	1		05/03/16 21:45	75-35-4	
1,1-Dichloropropene	<0.44	ug/L	1.0	0.44	1		05/03/16 21:45	563-58-6	
1,2,3-Trichlorobenzene	<2.1	ug/L	5.0	2.1	1		05/03/16 21:45	87-61-6	
1,2,3-Trichloropropane	<0.50	ug/L	1.0	0.50	1		05/03/16 21:45	96-18-4	
1,2,4-Trichlorobenzene	<2.2	ug/L	5.0	2.2	1		05/03/16 21:45	120-82-1	
1,2,4-Trimethylbenzene	<0.50	ug/L	1.0	0.50	1		05/03/16 21:45	95-63-6	
1,2-Dibromo-3-chloropropane	<2.2	ug/L	5.0	2.2	1		05/03/16 21:45	96-12-8	
1,2-Dibromoethane (EDB)	<0.18	ug/L	1.0	0.18	1		05/03/16 21:45	106-93-4	
1,2-Dichlorobenzene	<0.50	ug/L	1.0	0.50	1		05/03/16 21:45	95-50-1	
1,2-Dichloroethane	<0.17	ug/L	1.0	0.17	1		05/03/16 21:45	107-06-2	
1,2-Dichloropropane	<0.23	ug/L	1.0	0.23	1		05/03/16 21:45	78-87-5	
1,3,5-Trimethylbenzene	<0.50	ug/L	1.0	0.50	1		05/03/16 21:45	108-67-8	
1,3-Dichlorobenzene	<0.50	ug/L	1.0	0.50	1		05/03/16 21:45	541-73-1	
1,3-Dichloropropane	<0.50	ug/L	1.0	0.50	1		05/03/16 21:45	142-28-9	
1,4-Dichlorobenzene	<0.50	ug/L	1.0	0.50	1		05/03/16 21:45	106-46-7	
2,2-Dichloropropane	<0.48	ug/L	1.0	0.48	1		05/03/16 21:45	594-20-7	
2-Chlorotoluene	<0.50	ug/L	1.0	0.50	1		05/03/16 21:45	95-49-8	
4-Chlorotoluene	<0.21	ug/L	1.0	0.21	1		05/03/16 21:45	106-43-4	
Benzene	<0.50	ug/L	1.0	0.50	1		05/03/16 21:45	71-43-2	
Bromobenzene	<0.23	ug/L	1.0	0.23	1		05/03/16 21:45	108-86-1	
Bromochloromethane	<0.34	ug/L	1.0	0.34	1		05/03/16 21:45	74-97-5	
Bromodichloromethane	<0.50	ug/L	1.0	0.50	1		05/03/16 21:45	75-27-4	
Bromoform	<0.50	ug/L	1.0	0.50	1		05/03/16 21:45	75-25-2	
Bromomethane	<2.4	ug/L	5.0	2.4	1		05/03/16 21:45	74-83-9	
Carbon tetrachloride	<0.50	ug/L	1.0	0.50	1		05/03/16 21:45	56-23-5	
Chlorobenzene	<0.50	ug/L	1.0	0.50	1		05/03/16 21:45	108-90-7	
Chloroethane	<0.37	ug/L	1.0	0.37	1		05/03/16 21:45	75-00-3	
Chloroform	<2.5	ug/L	5.0	2.5	1		05/03/16 21:45	67-66-3	
Chloromethane	<0.50	ug/L	1.0	0.50	1		05/03/16 21:45	74-87-3	
Dibromochloromethane	<0.50	ug/L	1.0	0.50	1		05/03/16 21:45	124-48-1	
Dibromomethane	<0.43	ug/L	1.0	0.43	1		05/03/16 21:45	74-95-3	
Dichlorodifluoromethane	<0.22	ug/L	1.0	0.22	1		05/03/16 21:45	75-71-8	
Diisopropyl ether	<0.50	ug/L	1.0	0.50	1		05/03/16 21:45	108-20-3	

### REPORT OF LABORATORY ANALYSIS

This report shall not be reproduced, except in full,  
without the written consent of Pace Analytical Services, Inc..

## ANALYTICAL RESULTS

Project: 25211374.50 NORTHGATE PLAZA

Pace Project No.: 40131499

**Sample: MW-8R**      **Lab ID: 40131499005**      Collected: 04/25/16 11:15      Received: 04/28/16 07:40      Matrix: Water

Parameters	Results	Units	LOQ	LOD	DF	Prepared	Analyzed	CAS No.	Qual
<b>8260 MSV</b> Analytical Method: EPA 8260									
Ethylbenzene	<0.50	ug/L	1.0	0.50	1		05/03/16 21:45	100-41-4	
Hexachloro-1,3-butadiene	<2.1	ug/L	5.0	2.1	1		05/03/16 21:45	87-68-3	
Isopropylbenzene (Cumene)	<0.14	ug/L	1.0	0.14	1		05/03/16 21:45	98-82-8	
Methyl-tert-butyl ether	0.69J	ug/L	1.0	0.17	1		05/03/16 21:45	1634-04-4	
Methylene Chloride	<0.23	ug/L	1.0	0.23	1		05/03/16 21:45	75-09-2	
Naphthalene	<2.5	ug/L	5.0	2.5	1		05/03/16 21:45	91-20-3	
Styrene	<0.50	ug/L	1.0	0.50	1		05/03/16 21:45	100-42-5	
Tetrachloroethene	27.7	ug/L	1.0	0.50	1		05/03/16 21:45	127-18-4	
Toluene	<0.50	ug/L	1.0	0.50	1		05/03/16 21:45	108-88-3	
Trichloroethene	2.7	ug/L	1.0	0.33	1		05/03/16 21:45	79-01-6	
Trichlorofluoromethane	<0.18	ug/L	1.0	0.18	1		05/03/16 21:45	75-69-4	
Vinyl chloride	4.8	ug/L	1.0	0.18	1		05/03/16 21:45	75-01-4	
Xylene (Total)	<1.5	ug/L	3.0	1.5	1		05/03/16 21:45	1330-20-7	
cis-1,2-Dichloroethene	9.3	ug/L	1.0	0.26	1		05/03/16 21:45	156-59-2	
cis-1,3-Dichloropropene	<0.50	ug/L	1.0	0.50	1		05/03/16 21:45	10061-01-5	
n-Butylbenzene	<0.50	ug/L	1.0	0.50	1		05/03/16 21:45	104-51-8	
n-Propylbenzene	<0.50	ug/L	1.0	0.50	1		05/03/16 21:45	103-65-1	
p-Isopropyltoluene	<0.50	ug/L	1.0	0.50	1		05/03/16 21:45	99-87-6	
sec-Butylbenzene	<2.2	ug/L	5.0	2.2	1		05/03/16 21:45	135-98-8	
tert-Butylbenzene	<0.18	ug/L	1.0	0.18	1		05/03/16 21:45	98-06-6	
trans-1,2-Dichloroethene	0.82J	ug/L	1.0	0.26	1		05/03/16 21:45	156-60-5	
trans-1,3-Dichloropropene	<0.23	ug/L	1.0	0.23	1		05/03/16 21:45	10061-02-6	
<b>Surrogates</b>									
4-Bromofluorobenzene (S)	98	%	70-130		1		05/03/16 21:45	460-00-4	
Dibromofluoromethane (S)	114	%	70-130		1		05/03/16 21:45	1868-53-7	
Toluene-d8 (S)	103	%	70-130		1		05/03/16 21:45	2037-26-5	
<b>300.0 IC Anions 28 Days,Diss</b> Analytical Method: EPA 300.0									
Sulfate, Dissolved	60.3	mg/L	20.0	10.0	5		05/10/16 21:53	14808-79-8	
<b>310.2 Alkalinity, Dissolved</b> Analytical Method: EPA 310.2									
Alkalinity, Total as CaCO <sub>3</sub> , Dissolved	448	mg/L	40.0	17.3	2		05/04/16 12:21		
<b>350.1 Ammonia</b> Analytical Method: EPA 350.1									
Nitrogen, Ammonia	<0.25	mg/L	0.50	0.25	1		05/02/16 16:47	7664-41-7	
<b>353.2 Nitrogen, NO<sub>2</sub>/NO<sub>3</sub> pres.</b> Analytical Method: EPA 353.2									
Nitrogen, NO <sub>2</sub> plus NO <sub>3</sub>	3.3	mg/L	0.25	0.095	1		05/09/16 13:08		
<b>5310C TOC</b> Analytical Method: SM 5310C									
Total Organic Carbon	<1.5	mg/L	5.0	1.5	6		05/10/16 12:40	7440-44-0	D3

## REPORT OF LABORATORY ANALYSIS

This report shall not be reproduced, except in full,  
without the written consent of Pace Analytical Services, Inc..

### ANALYTICAL RESULTS

Project: 25211374.50 NORTHGATE PLAZA

Pace Project No.: 40131499

Sample: PZ-9 Lab ID: 40131499006 Collected: 04/25/16 12:15 Received: 04/28/16 07:40 Matrix: Water

Parameters	Results	Units	LOQ	LOD	DF	Prepared	Analyzed	CAS No.	Qual
<b>Methane, Ethane, Ethene GCV</b>		Analytical Method: EPA 8015B Modified							
Ethane	<0.58	ug/L	5.6	0.58	1		05/03/16 09:50	74-84-0	
Ethene	<0.52	ug/L	5.0	0.52	1		05/03/16 09:50	74-85-1	
Methane	<1.4	ug/L	2.8	1.4	1		05/03/16 09:50	74-82-8	
<b>6010 MET ICP, Dissolved</b>		Analytical Method: EPA 6010							
Iron, Dissolved	<12.9	ug/L	100	12.9	1		05/03/16 22:47	7439-89-6	
<b>8260 MSV</b>		Analytical Method: EPA 8260							
1,1,1,2-Tetrachloroethane	<0.18	ug/L	1.0	0.18	1		05/03/16 22:07	630-20-6	
1,1,1-Trichloroethane	<0.50	ug/L	1.0	0.50	1		05/03/16 22:07	71-55-6	
1,1,2,2-Tetrachloroethane	<0.25	ug/L	1.0	0.25	1		05/03/16 22:07	79-34-5	
1,1,2-Trichloroethane	<0.20	ug/L	1.0	0.20	1		05/03/16 22:07	79-00-5	
1,1-Dichloroethane	<0.24	ug/L	1.0	0.24	1		05/03/16 22:07	75-34-3	L3
1,1-Dichloroethene	<0.41	ug/L	1.0	0.41	1		05/03/16 22:07	75-35-4	
1,1-Dichloropropene	<0.44	ug/L	1.0	0.44	1		05/03/16 22:07	563-58-6	
1,2,3-Trichlorobenzene	<2.1	ug/L	5.0	2.1	1		05/03/16 22:07	87-61-6	
1,2,3-Trichloropropane	<0.50	ug/L	1.0	0.50	1		05/03/16 22:07	96-18-4	
1,2,4-Trichlorobenzene	<2.2	ug/L	5.0	2.2	1		05/03/16 22:07	120-82-1	
1,2,4-Trimethylbenzene	<0.50	ug/L	1.0	0.50	1		05/03/16 22:07	95-63-6	
1,2-Dibromo-3-chloropropane	<2.2	ug/L	5.0	2.2	1		05/03/16 22:07	96-12-8	
1,2-Dibromoethane (EDB)	<0.18	ug/L	1.0	0.18	1		05/03/16 22:07	106-93-4	
1,2-Dichlorobenzene	<0.50	ug/L	1.0	0.50	1		05/03/16 22:07	95-50-1	
1,2-Dichloroethane	<0.17	ug/L	1.0	0.17	1		05/03/16 22:07	107-06-2	
1,2-Dichloropropane	<0.23	ug/L	1.0	0.23	1		05/03/16 22:07	78-87-5	
1,3,5-Trimethylbenzene	<0.50	ug/L	1.0	0.50	1		05/03/16 22:07	108-67-8	
1,3-Dichlorobenzene	<0.50	ug/L	1.0	0.50	1		05/03/16 22:07	541-73-1	
1,3-Dichloropropane	<0.50	ug/L	1.0	0.50	1		05/03/16 22:07	142-28-9	
1,4-Dichlorobenzene	<0.50	ug/L	1.0	0.50	1		05/03/16 22:07	106-46-7	
2,2-Dichloropropane	<0.48	ug/L	1.0	0.48	1		05/03/16 22:07	594-20-7	
2-Chlorotoluene	<0.50	ug/L	1.0	0.50	1		05/03/16 22:07	95-49-8	
4-Chlorotoluene	<0.21	ug/L	1.0	0.21	1		05/03/16 22:07	106-43-4	
Benzene	<0.50	ug/L	1.0	0.50	1		05/03/16 22:07	71-43-2	
Bromobenzene	<0.23	ug/L	1.0	0.23	1		05/03/16 22:07	108-86-1	
Bromochloromethane	<0.34	ug/L	1.0	0.34	1		05/03/16 22:07	74-97-5	
Bromodichloromethane	<0.50	ug/L	1.0	0.50	1		05/03/16 22:07	75-27-4	
Bromoform	<0.50	ug/L	1.0	0.50	1		05/03/16 22:07	75-25-2	
Bromomethane	<2.4	ug/L	5.0	2.4	1		05/03/16 22:07	74-83-9	
Carbon tetrachloride	<0.50	ug/L	1.0	0.50	1		05/03/16 22:07	56-23-5	
Chlorobenzene	<0.50	ug/L	1.0	0.50	1		05/03/16 22:07	108-90-7	
Chloroethane	<0.37	ug/L	1.0	0.37	1		05/03/16 22:07	75-00-3	
Chloroform	<2.5	ug/L	5.0	2.5	1		05/03/16 22:07	67-66-3	
Chloromethane	<0.50	ug/L	1.0	0.50	1		05/03/16 22:07	74-87-3	
Dibromochloromethane	<0.50	ug/L	1.0	0.50	1		05/03/16 22:07	124-48-1	
Dibromomethane	<0.43	ug/L	1.0	0.43	1		05/03/16 22:07	74-95-3	
Dichlorodifluoromethane	<0.22	ug/L	1.0	0.22	1		05/03/16 22:07	75-71-8	
Diisopropyl ether	<0.50	ug/L	1.0	0.50	1		05/03/16 22:07	108-20-3	

### REPORT OF LABORATORY ANALYSIS

This report shall not be reproduced, except in full,  
without the written consent of Pace Analytical Services, Inc..

### ANALYTICAL RESULTS

Project: 25211374.50 NORTHGATE PLAZA

Pace Project No.: 40131499

**Sample: PZ-9**      **Lab ID: 40131499006**      Collected: 04/25/16 12:15      Received: 04/28/16 07:40      Matrix: Water

Parameters	Results	Units	LOQ	LOD	DF	Prepared	Analyzed	CAS No.	Qual
<b>8260 MSV</b> Analytical Method: EPA 8260									
Ethylbenzene	<0.50	ug/L	1.0	0.50	1		05/03/16 22:07	100-41-4	
Hexachloro-1,3-butadiene	<2.1	ug/L	5.0	2.1	1		05/03/16 22:07	87-68-3	
Isopropylbenzene (Cumene)	<0.14	ug/L	1.0	0.14	1		05/03/16 22:07	98-82-8	
Methyl-tert-butyl ether	<0.17	ug/L	1.0	0.17	1		05/03/16 22:07	1634-04-4	
Methylene Chloride	<0.23	ug/L	1.0	0.23	1		05/03/16 22:07	75-09-2	
Naphthalene	<2.5	ug/L	5.0	2.5	1		05/03/16 22:07	91-20-3	
Styrene	<0.50	ug/L	1.0	0.50	1		05/03/16 22:07	100-42-5	
Tetrachloroethene	116	ug/L	1.0	0.50	1		05/03/16 22:07	127-18-4	
Toluene	<0.50	ug/L	1.0	0.50	1		05/03/16 22:07	108-88-3	
Trichloroethene	1.0	ug/L	1.0	0.33	1		05/03/16 22:07	79-01-6	
Trichlorofluoromethane	0.19J	ug/L	1.0	0.18	1		05/03/16 22:07	75-69-4	
Vinyl chloride	<0.18	ug/L	1.0	0.18	1		05/03/16 22:07	75-01-4	
Xylene (Total)	<1.5	ug/L	3.0	1.5	1		05/03/16 22:07	1330-20-7	
cis-1,2-Dichloroethene	<0.26	ug/L	1.0	0.26	1		05/03/16 22:07	156-59-2	
cis-1,3-Dichloropropene	<0.50	ug/L	1.0	0.50	1		05/03/16 22:07	10061-01-5	
n-Butylbenzene	<0.50	ug/L	1.0	0.50	1		05/03/16 22:07	104-51-8	
n-Propylbenzene	<0.50	ug/L	1.0	0.50	1		05/03/16 22:07	103-65-1	
p-Isopropyltoluene	<0.50	ug/L	1.0	0.50	1		05/03/16 22:07	99-87-6	
sec-Butylbenzene	<2.2	ug/L	5.0	2.2	1		05/03/16 22:07	135-98-8	
tert-Butylbenzene	<0.18	ug/L	1.0	0.18	1		05/03/16 22:07	98-06-6	
trans-1,2-Dichloroethene	<0.26	ug/L	1.0	0.26	1		05/03/16 22:07	156-60-5	
trans-1,3-Dichloropropene	<0.23	ug/L	1.0	0.23	1		05/03/16 22:07	10061-02-6	
<b>Surrogates</b>									
4-Bromofluorobenzene (S)	95	%	70-130		1		05/03/16 22:07	460-00-4	
Dibromofluoromethane (S)	114	%	70-130		1		05/03/16 22:07	1868-53-7	
Toluene-d8 (S)	101	%	70-130		1		05/03/16 22:07	2037-26-5	
<b>300.0 IC Anions 28 Days,Diss</b> Analytical Method: EPA 300.0									
Sulfate, Dissolved	82.8	mg/L	20.0	10.0	5		05/10/16 22:04	14808-79-8	
<b>310.2 Alkalinity, Dissolved</b> Analytical Method: EPA 310.2									
Alkalinity, Total as CaCO <sub>3</sub> , Dissolved	434	mg/L	40.0	17.3	2		05/04/16 12:22		
<b>350.1 Ammonia</b> Analytical Method: EPA 350.1									
Nitrogen, Ammonia	<0.25	mg/L	0.50	0.25	1		05/02/16 16:49	7664-41-7	
<b>353.2 Nitrogen, NO<sub>2</sub>/NO<sub>3</sub> pres.</b> Analytical Method: EPA 353.2									
Nitrogen, NO <sub>2</sub> plus NO <sub>3</sub>	8.7	mg/L	0.25	0.095	1		05/09/16 13:09		
<b>5310C TOC</b> Analytical Method: SM 5310C									
Total Organic Carbon	<1.5	mg/L	5.0	1.5	6		05/10/16 12:58	7440-44-0	D3

### REPORT OF LABORATORY ANALYSIS

This report shall not be reproduced, except in full,  
without the written consent of Pace Analytical Services, Inc..

### ANALYTICAL RESULTS

Project: 25211374.50 NORTHGATE PLAZA

Pace Project No.: 40131499

**Sample: PZ-9A**      **Lab ID: 40131499007**      Collected: 04/25/16 12:00      Received: 04/28/16 07:40      Matrix: Water

Parameters	Results	Units	LOQ	LOD	DF	Prepared	Analyzed	CAS No.	Qual
<b>Methane, Ethane, Ethene GCV</b>		Analytical Method: EPA 8015B Modified							
Ethane	<0.58	ug/L	5.6	0.58	1		05/03/16 09:57	74-84-0	
Ethene	<0.52	ug/L	5.0	0.52	1		05/03/16 09:57	74-85-1	
Methane	<1.4	ug/L	2.8	1.4	1		05/03/16 09:57	74-82-8	
<b>6010 MET ICP, Dissolved</b>		Analytical Method: EPA 6010							
Iron, Dissolved	<12.9	ug/L	100	12.9	1		05/03/16 22:50	7439-89-6	
<b>8260 MSV</b>		Analytical Method: EPA 8260							
1,1,1,2-Tetrachloroethane	<0.18	ug/L	1.0	0.18	1		05/03/16 22:28	630-20-6	
1,1,1-Trichloroethane	<0.50	ug/L	1.0	0.50	1		05/03/16 22:28	71-55-6	
1,1,1,2-Tetrachloroethane	<0.25	ug/L	1.0	0.25	1		05/03/16 22:28	79-34-5	
1,1,2-Trichloroethane	<0.20	ug/L	1.0	0.20	1		05/03/16 22:28	79-00-5	
1,1-Dichloroethane	<0.24	ug/L	1.0	0.24	1		05/03/16 22:28	75-34-3	L3
1,1-Dichloroethene	<0.41	ug/L	1.0	0.41	1		05/03/16 22:28	75-35-4	
1,1-Dichloropropene	<0.44	ug/L	1.0	0.44	1		05/03/16 22:28	563-58-6	
1,2,3-Trichlorobenzene	<2.1	ug/L	5.0	2.1	1		05/03/16 22:28	87-61-6	
1,2,3-Trichloropropane	<0.50	ug/L	1.0	0.50	1		05/03/16 22:28	96-18-4	
1,2,4-Trichlorobenzene	<2.2	ug/L	5.0	2.2	1		05/03/16 22:28	120-82-1	
1,2,4-Trimethylbenzene	<0.50	ug/L	1.0	0.50	1		05/03/16 22:28	95-63-6	
1,2-Dibromo-3-chloropropane	<2.2	ug/L	5.0	2.2	1		05/03/16 22:28	96-12-8	
1,2-Dibromoethane (EDB)	<0.18	ug/L	1.0	0.18	1		05/03/16 22:28	106-93-4	
1,2-Dichlorobenzene	<0.50	ug/L	1.0	0.50	1		05/03/16 22:28	95-50-1	
1,2-Dichloroethane	<0.17	ug/L	1.0	0.17	1		05/03/16 22:28	107-06-2	
1,2-Dichloropropane	<0.23	ug/L	1.0	0.23	1		05/03/16 22:28	78-87-5	
1,3,5-Trimethylbenzene	<0.50	ug/L	1.0	0.50	1		05/03/16 22:28	108-67-8	
1,3-Dichlorobenzene	<0.50	ug/L	1.0	0.50	1		05/03/16 22:28	541-73-1	
1,3-Dichloropropane	<0.50	ug/L	1.0	0.50	1		05/03/16 22:28	142-28-9	
1,4-Dichlorobenzene	<0.50	ug/L	1.0	0.50	1		05/03/16 22:28	106-46-7	
2,2-Dichloropropane	<0.48	ug/L	1.0	0.48	1		05/03/16 22:28	594-20-7	
2-Chlorotoluene	<0.50	ug/L	1.0	0.50	1		05/03/16 22:28	95-49-8	
4-Chlorotoluene	<0.21	ug/L	1.0	0.21	1		05/03/16 22:28	106-43-4	
Benzene	<0.50	ug/L	1.0	0.50	1		05/03/16 22:28	71-43-2	
Bromobenzene	<0.23	ug/L	1.0	0.23	1		05/03/16 22:28	108-86-1	
Bromochloromethane	<0.34	ug/L	1.0	0.34	1		05/03/16 22:28	74-97-5	
Bromodichloromethane	<0.50	ug/L	1.0	0.50	1		05/03/16 22:28	75-27-4	
Bromoform	<0.50	ug/L	1.0	0.50	1		05/03/16 22:28	75-25-2	
Bromomethane	<2.4	ug/L	5.0	2.4	1		05/03/16 22:28	74-83-9	
Carbon tetrachloride	<0.50	ug/L	1.0	0.50	1		05/03/16 22:28	56-23-5	
Chlorobenzene	<0.50	ug/L	1.0	0.50	1		05/03/16 22:28	108-90-7	
Chloroethane	<0.37	ug/L	1.0	0.37	1		05/03/16 22:28	75-00-3	
Chloroform	<2.5	ug/L	5.0	2.5	1		05/03/16 22:28	67-66-3	
Chloromethane	<0.50	ug/L	1.0	0.50	1		05/03/16 22:28	74-87-3	
Dibromochloromethane	<0.50	ug/L	1.0	0.50	1		05/03/16 22:28	124-48-1	
Dibromomethane	<0.43	ug/L	1.0	0.43	1		05/03/16 22:28	74-95-3	
Dichlorodifluoromethane	<0.22	ug/L	1.0	0.22	1		05/03/16 22:28	75-71-8	
Diisopropyl ether	<0.50	ug/L	1.0	0.50	1		05/03/16 22:28	108-20-3	

### REPORT OF LABORATORY ANALYSIS

This report shall not be reproduced, except in full,  
without the written consent of Pace Analytical Services, Inc..



## ANALYTICAL RESULTS

Project: 25211374.50 NORTHGATE PLAZA

Pace Project No.: 40131499

**Sample: PZ-9A**      **Lab ID: 40131499007**      Collected: 04/25/16 12:00      Received: 04/28/16 07:40      Matrix: Water

Parameters	Results	Units	LOQ	LOD	DF	Prepared	Analyzed	CAS No.	Qual
<b>8260 MSV</b> Analytical Method: EPA 8260									
Ethylbenzene	<0.50	ug/L	1.0	0.50	1		05/03/16 22:28	100-41-4	
Hexachloro-1,3-butadiene	<2.1	ug/L	5.0	2.1	1		05/03/16 22:28	87-68-3	
Isopropylbenzene (Cumene)	<0.14	ug/L	1.0	0.14	1		05/03/16 22:28	98-82-8	
Methyl-tert-butyl ether	<0.17	ug/L	1.0	0.17	1		05/03/16 22:28	1634-04-4	
Methylene Chloride	<0.23	ug/L	1.0	0.23	1		05/03/16 22:28	75-09-2	
Naphthalene	<2.5	ug/L	5.0	2.5	1		05/03/16 22:28	91-20-3	
Styrene	<0.50	ug/L	1.0	0.50	1		05/03/16 22:28	100-42-5	
Tetrachloroethene	81.9	ug/L	1.0	0.50	1		05/03/16 22:28	127-18-4	
Toluene	<0.50	ug/L	1.0	0.50	1		05/03/16 22:28	108-88-3	
Trichloroethene	0.63J	ug/L	1.0	0.33	1		05/03/16 22:28	79-01-6	
Trichlorofluoromethane	0.46J	ug/L	1.0	0.18	1		05/03/16 22:28	75-69-4	
Vinyl chloride	<0.18	ug/L	1.0	0.18	1		05/03/16 22:28	75-01-4	
Xylene (Total)	<1.5	ug/L	3.0	1.5	1		05/03/16 22:28	1330-20-7	
cis-1,2-Dichloroethene	<0.26	ug/L	1.0	0.26	1		05/03/16 22:28	156-59-2	
cis-1,3-Dichloropropene	<0.50	ug/L	1.0	0.50	1		05/03/16 22:28	10061-01-5	
n-Butylbenzene	<0.50	ug/L	1.0	0.50	1		05/03/16 22:28	104-51-8	
n-Propylbenzene	<0.50	ug/L	1.0	0.50	1		05/03/16 22:28	103-65-1	
p-Isopropyltoluene	<0.50	ug/L	1.0	0.50	1		05/03/16 22:28	99-87-6	
sec-Butylbenzene	<2.2	ug/L	5.0	2.2	1		05/03/16 22:28	135-98-8	
tert-Butylbenzene	<0.18	ug/L	1.0	0.18	1		05/03/16 22:28	98-06-6	
trans-1,2-Dichloroethene	<0.26	ug/L	1.0	0.26	1		05/03/16 22:28	156-60-5	
trans-1,3-Dichloropropene	<0.23	ug/L	1.0	0.23	1		05/03/16 22:28	10061-02-6	
<b>Surrogates</b>									
4-Bromofluorobenzene (S)	95	%	70-130		1		05/03/16 22:28	460-00-4	
Dibromofluoromethane (S)	113	%	70-130		1		05/03/16 22:28	1868-53-7	
Toluene-d8 (S)	101	%	70-130		1		05/03/16 22:28	2037-26-5	
<b>300.0 IC Anions 28 Days,Diss</b> Analytical Method: EPA 300.0									
Sulfate, Dissolved	74.2	mg/L	20.0	10.0	5		05/10/16 22:15	14808-79-8	
<b>310.2 Alkalinity, Dissolved</b> Analytical Method: EPA 310.2									
Alkalinity, Total as CaCO <sub>3</sub> , Dissolved	459	mg/L	40.0	17.3	2		05/04/16 12:22		
<b>350.1 Ammonia</b> Analytical Method: EPA 350.1									
Nitrogen, Ammonia	<0.25	mg/L	0.50	0.25	1		05/02/16 16:50	7664-41-7	
<b>353.2 Nitrogen, NO<sub>2</sub>/NO<sub>3</sub> pres.</b> Analytical Method: EPA 353.2									
Nitrogen, NO <sub>2</sub> plus NO <sub>3</sub>	8.8	mg/L	0.50	0.19	2		05/09/16 13:18		M0
<b>5310C TOC</b> Analytical Method: SM 5310C									
Total Organic Carbon	<1.5	mg/L	5.0	1.5	6		05/10/16 13:36	7440-44-0	D3

## REPORT OF LABORATORY ANALYSIS

This report shall not be reproduced, except in full,  
without the written consent of Pace Analytical Services, Inc..

### ANALYTICAL RESULTS

Project: 25211374.50 NORTHGATE PLAZA

Pace Project No.: 40131499

Sample: MW-10 Lab ID: 40131499008 Collected: 04/25/16 12:45 Received: 04/28/16 07:40 Matrix: Water

Parameters	Results	Units	LOQ	LOD	DF	Prepared	Analyzed	CAS No.	Qual
<b>Methane, Ethane, Ethene GCV</b>		Analytical Method: EPA 8015B Modified							
Ethane	<0.58	ug/L	5.6	0.58	1		05/03/16 10:03	74-84-0	
Ethene	<0.52	ug/L	5.0	0.52	1		05/03/16 10:03	74-85-1	
Methane	<1.4	ug/L	2.8	1.4	1		05/03/16 10:03	74-82-8	
<b>6010 MET ICP, Dissolved</b>		Analytical Method: EPA 6010							
Iron, Dissolved	<12.9	ug/L	100	12.9	1		05/03/16 22:52	7439-89-6	
<b>8260 MSV</b>		Analytical Method: EPA 8260							
1,1,1,2-Tetrachloroethane	<0.18	ug/L	1.0	0.18	1		05/03/16 22:50	630-20-6	
1,1,1-Trichloroethane	<0.50	ug/L	1.0	0.50	1		05/03/16 22:50	71-55-6	
1,1,2,2-Tetrachloroethane	<0.25	ug/L	1.0	0.25	1		05/03/16 22:50	79-34-5	
1,1,2-Trichloroethane	<0.20	ug/L	1.0	0.20	1		05/03/16 22:50	79-00-5	
1,1-Dichloroethane	<0.24	ug/L	1.0	0.24	1		05/03/16 22:50	75-34-3	L3
1,1-Dichloroethene	<0.41	ug/L	1.0	0.41	1		05/03/16 22:50	75-35-4	
1,1-Dichloropropene	<0.44	ug/L	1.0	0.44	1		05/03/16 22:50	563-58-6	
1,2,3-Trichlorobenzene	<2.1	ug/L	5.0	2.1	1		05/03/16 22:50	87-61-6	
1,2,3-Trichloropropane	<0.50	ug/L	1.0	0.50	1		05/03/16 22:50	96-18-4	
1,2,4-Trichlorobenzene	<2.2	ug/L	5.0	2.2	1		05/03/16 22:50	120-82-1	
1,2,4-Trimethylbenzene	<0.50	ug/L	1.0	0.50	1		05/03/16 22:50	95-63-6	
1,2-Dibromo-3-chloropropane	<2.2	ug/L	5.0	2.2	1		05/03/16 22:50	96-12-8	
1,2-Dibromoethane (EDB)	<0.18	ug/L	1.0	0.18	1		05/03/16 22:50	106-93-4	
1,2-Dichlorobenzene	<0.50	ug/L	1.0	0.50	1		05/03/16 22:50	95-50-1	
1,2-Dichloroethane	<0.17	ug/L	1.0	0.17	1		05/03/16 22:50	107-06-2	
1,2-Dichloropropane	<0.23	ug/L	1.0	0.23	1		05/03/16 22:50	78-87-5	
1,3,5-Trimethylbenzene	<0.50	ug/L	1.0	0.50	1		05/03/16 22:50	108-67-8	
1,3-Dichlorobenzene	<0.50	ug/L	1.0	0.50	1		05/03/16 22:50	541-73-1	
1,3-Dichloropropane	<0.50	ug/L	1.0	0.50	1		05/03/16 22:50	142-28-9	
1,4-Dichlorobenzene	<0.50	ug/L	1.0	0.50	1		05/03/16 22:50	106-46-7	
2,2-Dichloropropane	<0.48	ug/L	1.0	0.48	1		05/03/16 22:50	594-20-7	
2-Chlorotoluene	<0.50	ug/L	1.0	0.50	1		05/03/16 22:50	95-49-8	
4-Chlorotoluene	<0.21	ug/L	1.0	0.21	1		05/03/16 22:50	106-43-4	
Benzene	<0.50	ug/L	1.0	0.50	1		05/03/16 22:50	71-43-2	
Bromobenzene	<0.23	ug/L	1.0	0.23	1		05/03/16 22:50	108-86-1	
Bromochloromethane	<0.34	ug/L	1.0	0.34	1		05/03/16 22:50	74-97-5	
Bromodichloromethane	<0.50	ug/L	1.0	0.50	1		05/03/16 22:50	75-27-4	
Bromoform	<0.50	ug/L	1.0	0.50	1		05/03/16 22:50	75-25-2	
Bromomethane	<2.4	ug/L	5.0	2.4	1		05/03/16 22:50	74-83-9	
Carbon tetrachloride	<0.50	ug/L	1.0	0.50	1		05/03/16 22:50	56-23-5	
Chlorobenzene	<0.50	ug/L	1.0	0.50	1		05/03/16 22:50	108-90-7	
Chloroethane	<0.37	ug/L	1.0	0.37	1		05/03/16 22:50	75-00-3	
Chloroform	<2.5	ug/L	5.0	2.5	1		05/03/16 22:50	67-66-3	
Chloromethane	<0.50	ug/L	1.0	0.50	1		05/03/16 22:50	74-87-3	
Dibromochloromethane	<0.50	ug/L	1.0	0.50	1		05/03/16 22:50	124-48-1	
Dibromomethane	<0.43	ug/L	1.0	0.43	1		05/03/16 22:50	74-95-3	
Dichlorodifluoromethane	<0.22	ug/L	1.0	0.22	1		05/03/16 22:50	75-71-8	
Diisopropyl ether	<0.50	ug/L	1.0	0.50	1		05/03/16 22:50	108-20-3	

### REPORT OF LABORATORY ANALYSIS

This report shall not be reproduced, except in full,  
without the written consent of Pace Analytical Services, Inc..

## ANALYTICAL RESULTS

Project: 25211374.50 NORTHGATE PLAZA

Pace Project No.: 40131499

**Sample: MW-10**      **Lab ID: 40131499008**      Collected: 04/25/16 12:45      Received: 04/28/16 07:40      Matrix: Water

Parameters	Results	Units	LOQ	LOD	DF	Prepared	Analyzed	CAS No.	Qual
<b>8260 MSV</b> Analytical Method: EPA 8260									
Ethylbenzene	<0.50	ug/L	1.0	0.50	1		05/03/16 22:50	100-41-4	
Hexachloro-1,3-butadiene	<2.1	ug/L	5.0	2.1	1		05/03/16 22:50	87-68-3	
Isopropylbenzene (Cumene)	<0.14	ug/L	1.0	0.14	1		05/03/16 22:50	98-82-8	
Methyl-tert-butyl ether	<0.17	ug/L	1.0	0.17	1		05/03/16 22:50	1634-04-4	
Methylene Chloride	<0.23	ug/L	1.0	0.23	1		05/03/16 22:50	75-09-2	
Naphthalene	<2.5	ug/L	5.0	2.5	1		05/03/16 22:50	91-20-3	
Styrene	<0.50	ug/L	1.0	0.50	1		05/03/16 22:50	100-42-5	
Tetrachloroethene	<0.50	ug/L	1.0	0.50	1		05/03/16 22:50	127-18-4	
Toluene	<0.50	ug/L	1.0	0.50	1		05/03/16 22:50	108-88-3	
Trichloroethene	<0.33	ug/L	1.0	0.33	1		05/03/16 22:50	79-01-6	
Trichlorofluoromethane	<0.18	ug/L	1.0	0.18	1		05/03/16 22:50	75-69-4	
Vinyl chloride	<0.18	ug/L	1.0	0.18	1		05/03/16 22:50	75-01-4	
Xylene (Total)	<1.5	ug/L	3.0	1.5	1		05/03/16 22:50	1330-20-7	
cis-1,2-Dichloroethene	<0.26	ug/L	1.0	0.26	1		05/03/16 22:50	156-59-2	
cis-1,3-Dichloropropene	<0.50	ug/L	1.0	0.50	1		05/03/16 22:50	10061-01-5	
n-Butylbenzene	<0.50	ug/L	1.0	0.50	1		05/03/16 22:50	104-51-8	
n-Propylbenzene	<0.50	ug/L	1.0	0.50	1		05/03/16 22:50	103-65-1	
p-Isopropyltoluene	<0.50	ug/L	1.0	0.50	1		05/03/16 22:50	99-87-6	
sec-Butylbenzene	<2.2	ug/L	5.0	2.2	1		05/03/16 22:50	135-98-8	
tert-Butylbenzene	<0.18	ug/L	1.0	0.18	1		05/03/16 22:50	98-06-6	
trans-1,2-Dichloroethene	<0.26	ug/L	1.0	0.26	1		05/03/16 22:50	156-60-5	
trans-1,3-Dichloropropene	<0.23	ug/L	1.0	0.23	1		05/03/16 22:50	10061-02-6	
<b>Surrogates</b>									
4-Bromofluorobenzene (S)	101	%	70-130		1		05/03/16 22:50	460-00-4	
Dibromofluoromethane (S)	112	%	70-130		1		05/03/16 22:50	1868-53-7	
Toluene-d8 (S)	102	%	70-130		1		05/03/16 22:50	2037-26-5	
<b>300.0 IC Anions 28 Days,Diss</b> Analytical Method: EPA 300.0									
Sulfate, Dissolved	90.6	mg/L	20.0	10.0	5		05/10/16 22:26	14808-79-8	
<b>310.2 Alkalinity, Dissolved</b> Analytical Method: EPA 310.2									
Alkalinity, Total as CaCO <sub>3</sub> , Dissolved	387	mg/L	20.0	8.6	1		05/04/16 12:23		
<b>350.1 Ammonia</b> Analytical Method: EPA 350.1									
Nitrogen, Ammonia	<0.25	mg/L	0.50	0.25	1		05/04/16 16:50	7664-41-7	
<b>353.2 Nitrogen, NO<sub>2</sub>/NO<sub>3</sub> pres.</b> Analytical Method: EPA 353.2									
Nitrogen, NO <sub>2</sub> plus NO <sub>3</sub>	9.8	mg/L	0.25	0.095	1		05/10/16 08:47		
<b>5310C TOC</b> Analytical Method: SM 5310C									
Total Organic Carbon	<1.5	mg/L	5.0	1.5	6		05/10/16 13:55	7440-44-0	D3

## REPORT OF LABORATORY ANALYSIS

This report shall not be reproduced, except in full,  
without the written consent of Pace Analytical Services, Inc..

### ANALYTICAL RESULTS

Project: 25211374.50 NORTHGATE PLAZA

Pace Project No.: 40131499

**Sample: MW-13**      **Lab ID: 40131499009**      Collected: 04/25/16 13:10      Received: 04/28/16 07:40      Matrix: Water

Parameters	Results	Units	LOQ	LOD	DF	Prepared	Analyzed	CAS No.	Qual
<b>Methane, Ethane, Ethene GCV</b>		Analytical Method: EPA 8015B Modified							
Ethane	0.76J	ug/L	5.6	0.58	1		05/03/16 10:11	74-84-0	
Ethene	<0.52	ug/L	5.0	0.52	1		05/03/16 10:11	74-85-1	
Methane	<1.4	ug/L	2.8	1.4	1		05/03/16 10:11	74-82-8	
<b>8260 MSV</b>		Analytical Method: EPA 8260							
1,1,1,2-Tetrachloroethane	<0.18	ug/L	1.0	0.18	1		05/03/16 23:12	630-20-6	
1,1,1-Trichloroethane	<0.50	ug/L	1.0	0.50	1		05/03/16 23:12	71-55-6	
1,1,2,2-Tetrachloroethane	<0.25	ug/L	1.0	0.25	1		05/03/16 23:12	79-34-5	
1,1,2-Trichloroethane	<0.20	ug/L	1.0	0.20	1		05/03/16 23:12	79-00-5	
1,1-Dichloroethane	<0.24	ug/L	1.0	0.24	1		05/03/16 23:12	75-34-3	L3
1,1-Dichloroethene	<0.41	ug/L	1.0	0.41	1		05/03/16 23:12	75-35-4	
1,1-Dichloropropene	<0.44	ug/L	1.0	0.44	1		05/03/16 23:12	563-58-6	
1,2,3-Trichlorobenzene	<2.1	ug/L	5.0	2.1	1		05/03/16 23:12	87-61-6	
1,2,3-Trichloropropane	<0.50	ug/L	1.0	0.50	1		05/03/16 23:12	96-18-4	
1,2,4-Trichlorobenzene	<2.2	ug/L	5.0	2.2	1		05/03/16 23:12	120-82-1	
1,2,4-Trimethylbenzene	<0.50	ug/L	1.0	0.50	1		05/03/16 23:12	95-63-6	
1,2-Dibromo-3-chloropropane	<2.2	ug/L	5.0	2.2	1		05/03/16 23:12	96-12-8	
1,2-Dibromoethane (EDB)	<0.18	ug/L	1.0	0.18	1		05/03/16 23:12	106-93-4	
1,2-Dichlorobenzene	<0.50	ug/L	1.0	0.50	1		05/03/16 23:12	95-50-1	
1,2-Dichloroethane	<0.17	ug/L	1.0	0.17	1		05/03/16 23:12	107-06-2	
1,2-Dichloropropane	<0.23	ug/L	1.0	0.23	1		05/03/16 23:12	78-87-5	
1,3,5-Trimethylbenzene	<0.50	ug/L	1.0	0.50	1		05/03/16 23:12	108-67-8	
1,3-Dichlorobenzene	<0.50	ug/L	1.0	0.50	1		05/03/16 23:12	541-73-1	
1,3-Dichloropropane	<0.50	ug/L	1.0	0.50	1		05/03/16 23:12	142-28-9	
1,4-Dichlorobenzene	<0.50	ug/L	1.0	0.50	1		05/03/16 23:12	106-46-7	
2,2-Dichloropropane	<0.48	ug/L	1.0	0.48	1		05/03/16 23:12	594-20-7	
2-Chlorotoluene	<0.50	ug/L	1.0	0.50	1		05/03/16 23:12	95-49-8	
4-Chlorotoluene	<0.21	ug/L	1.0	0.21	1		05/03/16 23:12	106-43-4	
Benzene	<0.50	ug/L	1.0	0.50	1		05/03/16 23:12	71-43-2	
Bromobenzene	<0.23	ug/L	1.0	0.23	1		05/03/16 23:12	108-86-1	
Bromochloromethane	<0.34	ug/L	1.0	0.34	1		05/03/16 23:12	74-97-5	
Bromodichloromethane	<0.50	ug/L	1.0	0.50	1		05/03/16 23:12	75-27-4	
Bromoform	<0.50	ug/L	1.0	0.50	1		05/03/16 23:12	75-25-2	
Bromomethane	<2.4	ug/L	5.0	2.4	1		05/03/16 23:12	74-83-9	
Carbon tetrachloride	<0.50	ug/L	1.0	0.50	1		05/03/16 23:12	56-23-5	
Chlorobenzene	<0.50	ug/L	1.0	0.50	1		05/03/16 23:12	108-90-7	
Chloroethane	<0.37	ug/L	1.0	0.37	1		05/03/16 23:12	75-00-3	
Chloroform	<2.5	ug/L	5.0	2.5	1		05/03/16 23:12	67-66-3	
Chloromethane	<0.50	ug/L	1.0	0.50	1		05/03/16 23:12	74-87-3	
Dibromochloromethane	<0.50	ug/L	1.0	0.50	1		05/03/16 23:12	124-48-1	
Dibromomethane	<0.43	ug/L	1.0	0.43	1		05/03/16 23:12	74-95-3	
Dichlorodifluoromethane	<0.22	ug/L	1.0	0.22	1		05/03/16 23:12	75-71-8	
Diisopropyl ether	<0.50	ug/L	1.0	0.50	1		05/03/16 23:12	108-20-3	
Ethylbenzene	<0.50	ug/L	1.0	0.50	1		05/03/16 23:12	100-41-4	
Hexachloro-1,3-butadiene	<2.1	ug/L	5.0	2.1	1		05/03/16 23:12	87-68-3	
Isopropylbenzene (Cumene)	<0.14	ug/L	1.0	0.14	1		05/03/16 23:12	98-82-8	

### REPORT OF LABORATORY ANALYSIS

This report shall not be reproduced, except in full,  
without the written consent of Pace Analytical Services, Inc..

### ANALYTICAL RESULTS

Project: 25211374.50 NORTHGATE PLAZA

Pace Project No.: 40131499

**Sample: MW-13**      **Lab ID: 40131499009**      Collected: 04/25/16 13:10      Received: 04/28/16 07:40      Matrix: Water

Parameters	Results	Units	LOQ	LOD	DF	Prepared	Analyzed	CAS No.	Qual
<b>8260 MSV</b> Analytical Method: EPA 8260									
Methyl-tert-butyl ether	<0.17	ug/L	1.0	0.17	1		05/03/16 23:12	1634-04-4	
Methylene Chloride	<0.23	ug/L	1.0	0.23	1		05/03/16 23:12	75-09-2	
Naphthalene	<2.5	ug/L	5.0	2.5	1		05/03/16 23:12	91-20-3	
Styrene	<0.50	ug/L	1.0	0.50	1		05/03/16 23:12	100-42-5	
Tetrachloroethene	12.3	ug/L	1.0	0.50	1		05/03/16 23:12	127-18-4	
Toluene	<0.50	ug/L	1.0	0.50	1		05/03/16 23:12	108-88-3	
Trichloroethene	0.97J	ug/L	1.0	0.33	1		05/03/16 23:12	79-01-6	
Trichlorofluoromethane	<0.18	ug/L	1.0	0.18	1		05/03/16 23:12	75-69-4	
Vinyl chloride	<0.18	ug/L	1.0	0.18	1		05/03/16 23:12	75-01-4	
Xylene (Total)	<1.5	ug/L	3.0	1.5	1		05/03/16 23:12	1330-20-7	
cis-1,2-Dichloroethene	<0.26	ug/L	1.0	0.26	1		05/03/16 23:12	156-59-2	
cis-1,3-Dichloropropene	<0.50	ug/L	1.0	0.50	1		05/03/16 23:12	10061-01-5	
n-Butylbenzene	<0.50	ug/L	1.0	0.50	1		05/03/16 23:12	104-51-8	
n-Propylbenzene	<0.50	ug/L	1.0	0.50	1		05/03/16 23:12	103-65-1	
p-Isopropyltoluene	<0.50	ug/L	1.0	0.50	1		05/03/16 23:12	99-87-6	
sec-Butylbenzene	<2.2	ug/L	5.0	2.2	1		05/03/16 23:12	135-98-8	
tert-Butylbenzene	<0.18	ug/L	1.0	0.18	1		05/03/16 23:12	98-06-6	
trans-1,2-Dichloroethene	<0.26	ug/L	1.0	0.26	1		05/03/16 23:12	156-60-5	
trans-1,3-Dichloropropene	<0.23	ug/L	1.0	0.23	1		05/03/16 23:12	10061-02-6	
<b>Surrogates</b>									
4-Bromofluorobenzene (S)	98	%	70-130		1		05/03/16 23:12	460-00-4	pH
Dibromofluoromethane (S)	117	%	70-130		1		05/03/16 23:12	1868-53-7	
Toluene-d8 (S)	101	%	70-130		1		05/03/16 23:12	2037-26-5	

<b>5310C TOC</b> Analytical Method: SM 5310C									
Total Organic Carbon	<1.5	mg/L	5.0	1.5	6		05/10/16 14:13	7440-44-0	D3

**Sample: MW-12**      **Lab ID: 40131499010**      Collected: 04/25/16 14:00      Received: 04/28/16 07:40      Matrix: Water

Parameters	Results	Units	LOQ	LOD	DF	Prepared	Analyzed	CAS No.	Qual
<b>Methane, Ethane, Ethene GCV</b> Analytical Method: EPA 8015B Modified									
Ethane	<0.58	ug/L	5.6	0.58	1		05/03/16 10:18	74-84-0	
Ethene	<0.52	ug/L	5.0	0.52	1		05/03/16 10:18	74-85-1	
Methane	<1.4	ug/L	2.8	1.4	1		05/03/16 10:18	74-82-8	
<b>6010 MET ICP, Dissolved</b> Analytical Method: EPA 6010									
Iron, Dissolved	<12.9	ug/L	100	12.9	1		05/03/16 22:55	7439-89-6	
<b>8260 MSV</b> Analytical Method: EPA 8260									
1,1,1,2-Tetrachloroethane	<0.18	ug/L	1.0	0.18	1		05/03/16 23:33	630-20-6	
1,1,1-Trichloroethane	<0.50	ug/L	1.0	0.50	1		05/03/16 23:33	71-55-6	
1,1,2,2-Tetrachloroethane	<0.25	ug/L	1.0	0.25	1		05/03/16 23:33	79-34-5	
1,1,2-Trichloroethane	<0.20	ug/L	1.0	0.20	1		05/03/16 23:33	79-00-5	

### REPORT OF LABORATORY ANALYSIS

This report shall not be reproduced, except in full,  
without the written consent of Pace Analytical Services, Inc..

## ANALYTICAL RESULTS

Project: 25211374.50 NORTHGATE PLAZA

Sample Project No.: 40131499

**Sample: MW-12**      **Lab ID: 40131499010**      Collected: 04/25/16 14:00      Received: 04/28/16 07:40      Matrix: Water

Parameters	Results	Units	LOQ	LOD	DF	Prepared	Analyzed	CAS No.	Qual
<b>8260 MSV</b>		Analytical Method: EPA 8260							
1,1-Dichloroethane	<0.24	ug/L	1.0	0.24	1		05/03/16 23:33	75-34-3	L3
1,1-Dichloroethene	<0.41	ug/L	1.0	0.41	1		05/03/16 23:33	75-35-4	
1,1-Dichloropropene	<0.44	ug/L	1.0	0.44	1		05/03/16 23:33	563-58-6	
1,2,3-Trichlorobenzene	<2.1	ug/L	5.0	2.1	1		05/03/16 23:33	87-61-6	
1,2,3-Trichloropropane	<0.50	ug/L	1.0	0.50	1		05/03/16 23:33	96-18-4	
1,2,4-Trichlorobenzene	<2.2	ug/L	5.0	2.2	1		05/03/16 23:33	120-82-1	
1,2,4-Trimethylbenzene	<0.50	ug/L	1.0	0.50	1		05/03/16 23:33	95-63-6	
1,2-Dibromo-3-chloropropane	<2.2	ug/L	5.0	2.2	1		05/03/16 23:33	96-12-8	
1,2-Dibromoethane (EDB)	<0.18	ug/L	1.0	0.18	1		05/03/16 23:33	106-93-4	
1,2-Dichlorobenzene	<0.50	ug/L	1.0	0.50	1		05/03/16 23:33	95-50-1	
1,2-Dichloroethane	<0.17	ug/L	1.0	0.17	1		05/03/16 23:33	107-06-2	
1,2-Dichloropropane	<0.23	ug/L	1.0	0.23	1		05/03/16 23:33	78-87-5	
1,3,5-Trimethylbenzene	<0.50	ug/L	1.0	0.50	1		05/03/16 23:33	108-67-8	
1,3-Dichlorobenzene	<0.50	ug/L	1.0	0.50	1		05/03/16 23:33	541-73-1	
1,3-Dichloropropane	<0.50	ug/L	1.0	0.50	1		05/03/16 23:33	142-28-9	
1,4-Dichlorobenzene	<0.50	ug/L	1.0	0.50	1		05/03/16 23:33	106-46-7	
2,2-Dichloropropane	<0.48	ug/L	1.0	0.48	1		05/03/16 23:33	594-20-7	
2-Chlorotoluene	<0.50	ug/L	1.0	0.50	1		05/03/16 23:33	95-49-8	
4-Chlorotoluene	<0.21	ug/L	1.0	0.21	1		05/03/16 23:33	106-43-4	
Benzene	<0.50	ug/L	1.0	0.50	1		05/03/16 23:33	71-43-2	
Bromobenzene	<0.23	ug/L	1.0	0.23	1		05/03/16 23:33	108-86-1	
Bromochloromethane	<0.34	ug/L	1.0	0.34	1		05/03/16 23:33	74-97-5	
Bromodichloromethane	<0.50	ug/L	1.0	0.50	1		05/03/16 23:33	75-27-4	
Bromoform	<0.50	ug/L	1.0	0.50	1		05/03/16 23:33	75-25-2	
Bromomethane	<2.4	ug/L	5.0	2.4	1		05/03/16 23:33	74-83-9	
Carbon tetrachloride	<0.50	ug/L	1.0	0.50	1		05/03/16 23:33	56-23-5	
Chlorobenzene	<0.50	ug/L	1.0	0.50	1		05/03/16 23:33	108-90-7	
Chloroethane	<0.37	ug/L	1.0	0.37	1		05/03/16 23:33	75-00-3	
Chloroform	<2.5	ug/L	5.0	2.5	1		05/03/16 23:33	67-66-3	
Chloromethane	<0.50	ug/L	1.0	0.50	1		05/03/16 23:33	74-87-3	
Dibromochloromethane	<0.50	ug/L	1.0	0.50	1		05/03/16 23:33	124-48-1	
Dibromomethane	<0.43	ug/L	1.0	0.43	1		05/03/16 23:33	74-95-3	
Dichlorodifluoromethane	<0.22	ug/L	1.0	0.22	1		05/03/16 23:33	75-71-8	
Diisopropyl ether	<0.50	ug/L	1.0	0.50	1		05/03/16 23:33	108-20-3	
Ethylbenzene	<0.50	ug/L	1.0	0.50	1		05/03/16 23:33	100-41-4	
Hexachloro-1,3-butadiene	<2.1	ug/L	5.0	2.1	1		05/03/16 23:33	87-68-3	
Isopropylbenzene (Cumene)	<0.14	ug/L	1.0	0.14	1		05/03/16 23:33	98-82-8	
Methyl-tert-butyl ether	<0.17	ug/L	1.0	0.17	1		05/03/16 23:33	1634-04-4	
Methylene Chloride	<0.23	ug/L	1.0	0.23	1		05/03/16 23:33	75-09-2	
Naphthalene	<2.5	ug/L	5.0	2.5	1		05/03/16 23:33	91-20-3	
Styrene	<0.50	ug/L	1.0	0.50	1		05/03/16 23:33	100-42-5	
Tetrachloroethene	5.7	ug/L	1.0	0.50	1		05/03/16 23:33	127-18-4	
Toluene	<0.50	ug/L	1.0	0.50	1		05/03/16 23:33	108-88-3	
Trichloroethene	<0.33	ug/L	1.0	0.33	1		05/03/16 23:33	79-01-6	
Trichlorofluoromethane	<0.18	ug/L	1.0	0.18	1		05/03/16 23:33	75-69-4	
Vinyl chloride	<0.18	ug/L	1.0	0.18	1		05/03/16 23:33	75-01-4	

### REPORT OF LABORATORY ANALYSIS

This report shall not be reproduced, except in full,  
without the written consent of Pace Analytical Services, Inc..

### ANALYTICAL RESULTS

Project: 25211374.50 NORTHGATE PLAZA

Lab Project No.: 40131499

**Sample: MW-12**      **Lab ID: 40131499010**      Collected: 04/25/16 14:00      Received: 04/28/16 07:40      Matrix: Water

Parameters	Results	Units	LOQ	LOD	DF	Prepared	Analyzed	CAS No.	Qual
<b>8260 MSV</b> Analytical Method: EPA 8260									
Xylene (Total)	<1.5	ug/L	3.0	1.5	1		05/03/16 23:33	1330-20-7	
cis-1,2-Dichloroethene	<0.26	ug/L	1.0	0.26	1		05/03/16 23:33	156-59-2	
cis-1,3-Dichloropropene	<0.50	ug/L	1.0	0.50	1		05/03/16 23:33	10061-01-5	
n-Butylbenzene	<0.50	ug/L	1.0	0.50	1		05/03/16 23:33	104-51-8	
n-Propylbenzene	<0.50	ug/L	1.0	0.50	1		05/03/16 23:33	103-65-1	
p-Isopropyltoluene	<0.50	ug/L	1.0	0.50	1		05/03/16 23:33	99-87-6	
sec-Butylbenzene	<2.2	ug/L	5.0	2.2	1		05/03/16 23:33	135-98-8	
tert-Butylbenzene	<0.18	ug/L	1.0	0.18	1		05/03/16 23:33	98-06-6	
trans-1,2-Dichloroethene	<0.26	ug/L	1.0	0.26	1		05/03/16 23:33	156-60-5	
trans-1,3-Dichloropropene	<0.23	ug/L	1.0	0.23	1		05/03/16 23:33	10061-02-6	
<b>Surrogates</b>									
4-Bromofluorobenzene (S)	97	%	70-130		1		05/03/16 23:33	460-00-4	
Dibromofluoromethane (S)	114	%	70-130		1		05/03/16 23:33	1868-53-7	
Toluene-d8 (S)	102	%	70-130		1		05/03/16 23:33	2037-26-5	
<b>300.0 IC Anions 28 Days, Diss</b> Analytical Method: EPA 300.0									
Sulfate, Dissolved	56.6	mg/L	20.0	10.0	5		05/10/16 22:37	14808-79-8	
<b>310.2 Alkalinity, Dissolved</b> Analytical Method: EPA 310.2									
Alkalinity, Total as CaCO <sub>3</sub> , Dissolved	271	mg/L	20.0	8.6	1		05/04/16 10:35		
<b>350.1 Ammonia</b> Analytical Method: EPA 350.1									
Nitrogen, Ammonia	<0.25	mg/L	0.50	0.25	1		05/04/16 16:54	7664-41-7	
<b>353.2 Nitrogen, NO<sub>2</sub>/NO<sub>3</sub> pres.</b> Analytical Method: EPA 353.2									
Nitrogen, NO <sub>2</sub> plus NO <sub>3</sub>	5.7	mg/L	0.25	0.095	1		05/10/16 08:48		
<b>5310C TOC</b> Analytical Method: SM 5310C									
Total Organic Carbon	<1.5	mg/L	5.0	1.5	6		05/10/16 14:32	7440-44-0	D3

**Sample: MW-5 DUP**      **Lab ID: 40131499011**      Collected: 04/25/16 14:30      Received: 04/28/16 07:40      Matrix: Water

Parameters	Results	Units	LOQ	LOD	DF	Prepared	Analyzed	CAS No.	Qual
<b>8260 MSV</b> Analytical Method: EPA 8260									
1,1,1,2-Tetrachloroethane	<0.18	ug/L	1.0	0.18	1		05/04/16 02:05	630-20-6	
1,1,1-Trichloroethane	<0.50	ug/L	1.0	0.50	1		05/04/16 02:05	71-55-6	
1,1,2,2-Tetrachloroethane	<0.25	ug/L	1.0	0.25	1		05/04/16 02:05	79-34-5	
1,1,2-Trichloroethane	<0.20	ug/L	1.0	0.20	1		05/04/16 02:05	79-00-5	
1,1-Dichloroethane	<0.24	ug/L	1.0	0.24	1		05/04/16 02:05	75-34-3	L3
1,1-Dichloroethene	<0.41	ug/L	1.0	0.41	1		05/04/16 02:05	75-35-4	
1,1-Dichloropropene	<0.44	ug/L	1.0	0.44	1		05/04/16 02:05	563-58-6	
1,2,3-Trichlorobenzene	<2.1	ug/L	5.0	2.1	1		05/04/16 02:05	87-61-6	

### REPORT OF LABORATORY ANALYSIS

This report shall not be reproduced, except in full,  
without the written consent of Pace Analytical Services, Inc..

### ANALYTICAL RESULTS

Project: 25211374.50 NORTHGATE PLAZA

Pace Project No.: 40131499

**Sample: MW-5 DUP**      **Lab ID: 40131499011**      Collected: 04/25/16 14:30      Received: 04/28/16 07:40      Matrix: Water

Parameters	Results	Units	LOQ	LOD	DF	Prepared	Analyzed	CAS No.	Qual
<b>8260 MSV</b>		Analytical Method: EPA 8260							
1,2,3-Trichloropropane	<0.50	ug/L	1.0	0.50	1		05/04/16 02:05	96-18-4	
1,2,4-Trichlorobenzene	<2.2	ug/L	5.0	2.2	1		05/04/16 02:05	120-82-1	
1,2,4-Trimethylbenzene	<0.50	ug/L	1.0	0.50	1		05/04/16 02:05	95-63-6	
1,2-Dibromo-3-chloropropane	<2.2	ug/L	5.0	2.2	1		05/04/16 02:05	96-12-8	
1,2-Dibromoethane (EDB)	<0.18	ug/L	1.0	0.18	1		05/04/16 02:05	106-93-4	
1,2-Dichlorobenzene	<0.50	ug/L	1.0	0.50	1		05/04/16 02:05	95-50-1	
1,2-Dichloroethane	<0.17	ug/L	1.0	0.17	1		05/04/16 02:05	107-06-2	
1,2-Dichloropropane	<0.23	ug/L	1.0	0.23	1		05/04/16 02:05	78-87-5	
1,3,5-Trimethylbenzene	<0.50	ug/L	1.0	0.50	1		05/04/16 02:05	108-67-8	
1,3-Dichlorobenzene	<0.50	ug/L	1.0	0.50	1		05/04/16 02:05	541-73-1	
1,3-Dichloropropane	<0.50	ug/L	1.0	0.50	1		05/04/16 02:05	142-28-9	
1,4-Dichlorobenzene	<0.50	ug/L	1.0	0.50	1		05/04/16 02:05	106-46-7	
2,2-Dichloropropane	<0.48	ug/L	1.0	0.48	1		05/04/16 02:05	594-20-7	
2-Chlorotoluene	<0.50	ug/L	1.0	0.50	1		05/04/16 02:05	95-49-8	
4-Chlorotoluene	<0.21	ug/L	1.0	0.21	1		05/04/16 02:05	106-43-4	
Benzene	<0.50	ug/L	1.0	0.50	1		05/04/16 02:05	71-43-2	
Bromobenzene	<0.23	ug/L	1.0	0.23	1		05/04/16 02:05	108-86-1	
Bromochloromethane	<0.34	ug/L	1.0	0.34	1		05/04/16 02:05	74-97-5	
Bromodichloromethane	<0.50	ug/L	1.0	0.50	1		05/04/16 02:05	75-27-4	
Bromoform	<0.50	ug/L	1.0	0.50	1		05/04/16 02:05	75-25-2	
Bromomethane	<2.4	ug/L	5.0	2.4	1		05/04/16 02:05	74-83-9	
Carbon tetrachloride	<0.50	ug/L	1.0	0.50	1		05/04/16 02:05	56-23-5	
Chlorobenzene	<0.50	ug/L	1.0	0.50	1		05/04/16 02:05	108-90-7	
Chloroethane	<0.37	ug/L	1.0	0.37	1		05/04/16 02:05	75-00-3	
Chloroform	<2.5	ug/L	5.0	2.5	1		05/04/16 02:05	67-66-3	
Chloromethane	<0.50	ug/L	1.0	0.50	1		05/04/16 02:05	74-87-3	
Dibromochloromethane	<0.50	ug/L	1.0	0.50	1		05/04/16 02:05	124-48-1	
Dibromomethane	<0.43	ug/L	1.0	0.43	1		05/04/16 02:05	74-95-3	
Dichlorodifluoromethane	<0.22	ug/L	1.0	0.22	1		05/04/16 02:05	75-71-8	
Diisopropyl ether	<0.50	ug/L	1.0	0.50	1		05/04/16 02:05	108-20-3	
Ethylbenzene	<0.50	ug/L	1.0	0.50	1		05/04/16 02:05	100-41-4	
Hexachloro-1,3-butadiene	<2.1	ug/L	5.0	2.1	1		05/04/16 02:05	87-68-3	
Isopropylbenzene (Cumene)	<0.14	ug/L	1.0	0.14	1		05/04/16 02:05	98-82-8	
Methyl-tert-butyl ether	<0.17	ug/L	1.0	0.17	1		05/04/16 02:05	1634-04-4	
Methylene Chloride	<0.23	ug/L	1.0	0.23	1		05/04/16 02:05	75-09-2	
Naphthalene	<2.5	ug/L	5.0	2.5	1		05/04/16 02:05	91-20-3	
Styrene	<0.50	ug/L	1.0	0.50	1		05/04/16 02:05	100-42-5	
Tetrachloroethene	87.5	ug/L	1.0	0.50	1		05/04/16 02:05	127-18-4	
Toluene	<0.50	ug/L	1.0	0.50	1		05/04/16 02:05	108-88-3	
Trichloroethene	4.4	ug/L	1.0	0.33	1		05/04/16 02:05	79-01-6	
Trichlorofluoromethane	<0.18	ug/L	1.0	0.18	1		05/04/16 02:05	75-69-4	
Vinyl chloride	<0.18	ug/L	1.0	0.18	1		05/04/16 02:05	75-01-4	
Xylene (Total)	<1.5	ug/L	3.0	1.5	1		05/04/16 02:05	1330-20-7	
cis-1,2-Dichloroethene	2.0	ug/L	1.0	0.26	1		05/04/16 02:05	156-59-2	
cis-1,3-Dichloropropene	<0.50	ug/L	1.0	0.50	1		05/04/16 02:05	10061-01-5	
n-Butylbenzene	<0.50	ug/L	1.0	0.50	1		05/04/16 02:05	104-51-8	

### REPORT OF LABORATORY ANALYSIS

This report shall not be reproduced, except in full,  
without the written consent of Pace Analytical Services, Inc..



### ANALYTICAL RESULTS

Project: 25211374.50 NORTHGATE PLAZA

Project No.: 40131499

**Sample: MW-5 DUP**      **Lab ID: 40131499011**      Collected: 04/25/16 14:30      Received: 04/28/16 07:40      Matrix: Water

Parameters	Results	Units	LOQ	LOD	DF	Prepared	Analyzed	CAS No.	Qual
<b>8260 MSV</b> Analytical Method: EPA 8260									
n-Propylbenzene	<0.50	ug/L	1.0	0.50	1		05/04/16 02:05	103-65-1	
p-Isopropyltoluene	<0.50	ug/L	1.0	0.50	1		05/04/16 02:05	99-87-6	
sec-Butylbenzene	<2.2	ug/L	5.0	2.2	1		05/04/16 02:05	135-98-8	
tert-Butylbenzene	<0.18	ug/L	1.0	0.18	1		05/04/16 02:05	98-06-6	
trans-1,2-Dichloroethene	<0.26	ug/L	1.0	0.26	1		05/04/16 02:05	156-60-5	
trans-1,3-Dichloropropene	<0.23	ug/L	1.0	0.23	1		05/04/16 02:05	10061-02-6	
<b>Surrogates</b>									
4-Bromofluorobenzene (S)	99	%	70-130		1		05/04/16 02:05	460-00-4	
Dibromofluoromethane (S)	104	%	70-130		1		05/04/16 02:05	1868-53-7	
Toluene-d8 (S)	100	%	70-130		1		05/04/16 02:05	2037-26-5	

**Sample: MW-5**      **Lab ID: 40131499012**      Collected: 04/25/16 14:30      Received: 04/28/16 07:40      Matrix: Water

Parameters	Results	Units	LOQ	LOD	DF	Prepared	Analyzed	CAS No.	Qual
<b>Methane, Ethane, Ethene GCV</b> Analytical Method: EPA 8015B Modified									
Ethane	<0.58	ug/L	5.6	0.58	1		05/03/16 10:52	74-84-0	
Ethene	<0.52	ug/L	5.0	0.52	1		05/03/16 10:52	74-85-1	
Methane	<1.4	ug/L	2.8	1.4	1		05/03/16 10:52	74-82-8	
<b>6010 MET ICP, Dissolved</b> Analytical Method: EPA 6010									
Iron, Dissolved	<12.9	ug/L	100	12.9	1		05/03/16 22:57	7439-89-6	
<b>8260 MSV</b> Analytical Method: EPA 8260									
1,1,1,2-Tetrachloroethane	<0.18	ug/L	1.0	0.18	1		05/03/16 23:55	630-20-6	
1,1,1-Trichloroethane	<0.50	ug/L	1.0	0.50	1		05/03/16 23:55	71-55-6	
1,1,2,2-Tetrachloroethane	<0.25	ug/L	1.0	0.25	1		05/03/16 23:55	79-34-5	
1,1,2-Trichloroethane	<0.20	ug/L	1.0	0.20	1		05/03/16 23:55	79-00-5	
1,1-Dichloroethane	<0.24	ug/L	1.0	0.24	1		05/03/16 23:55	75-34-3	L3
1,1-Dichloroethene	<0.41	ug/L	1.0	0.41	1		05/03/16 23:55	75-35-4	
1,1-Dichloropropene	<0.44	ug/L	1.0	0.44	1		05/03/16 23:55	563-58-6	
1,2,3-Trichlorobenzene	<2.1	ug/L	5.0	2.1	1		05/03/16 23:55	87-61-6	
1,2,3-Trichloropropane	<0.50	ug/L	1.0	0.50	1		05/03/16 23:55	96-18-4	
1,2,4-Trichlorobenzene	<2.2	ug/L	5.0	2.2	1		05/03/16 23:55	120-82-1	
1,2,4-Trimethylbenzene	<0.50	ug/L	1.0	0.50	1		05/03/16 23:55	95-63-6	
1,2-Dibromo-3-chloropropane	<2.2	ug/L	5.0	2.2	1		05/03/16 23:55	96-12-8	
1,2-Dibromoethane (EDB)	<0.18	ug/L	1.0	0.18	1		05/03/16 23:55	106-93-4	
1,2-Dichlorobenzene	<0.50	ug/L	1.0	0.50	1		05/03/16 23:55	95-50-1	
1,2-Dichloroethane	<0.17	ug/L	1.0	0.17	1		05/03/16 23:55	107-06-2	
1,2-Dichloropropane	<0.23	ug/L	1.0	0.23	1		05/03/16 23:55	78-87-5	
1,3,5-Trimethylbenzene	<0.50	ug/L	1.0	0.50	1		05/03/16 23:55	108-67-8	
1,3-Dichlorobenzene	<0.50	ug/L	1.0	0.50	1		05/03/16 23:55	541-73-1	
1,3-Dichloropropane	<0.50	ug/L	1.0	0.50	1		05/03/16 23:55	142-28-9	
1,4-Dichlorobenzene	<0.50	ug/L	1.0	0.50	1		05/03/16 23:55	106-46-7	

### REPORT OF LABORATORY ANALYSIS

This report shall not be reproduced, except in full,  
without the written consent of Pace Analytical Services, Inc..

## ANALYTICAL RESULTS

Project: 25211374.50 NORTHGATE PLAZA

Sample Project No.: 40131499

**Sample: MW-5**      **Lab ID: 40131499012**      Collected: 04/25/16 14:30      Received: 04/28/16 07:40      Matrix: Water

Parameters	Results	Units	LOQ	LOD	DF	Prepared	Analyzed	CAS No.	Qual
<b>8260 MSV</b> Analytical Method: EPA 8260									
2,2-Dichloropropane	<0.48	ug/L	1.0	0.48	1		05/03/16 23:55	594-20-7	
2-Chlorotoluene	<0.50	ug/L	1.0	0.50	1		05/03/16 23:55	95-49-8	
4-Chlorotoluene	<0.21	ug/L	1.0	0.21	1		05/03/16 23:55	106-43-4	
Benzene	<0.50	ug/L	1.0	0.50	1		05/03/16 23:55	71-43-2	
Bromobenzene	<0.23	ug/L	1.0	0.23	1		05/03/16 23:55	108-86-1	
Bromochloromethane	<0.34	ug/L	1.0	0.34	1		05/03/16 23:55	74-97-5	
Bromodichloromethane	<0.50	ug/L	1.0	0.50	1		05/03/16 23:55	75-27-4	
Bromoform	<0.50	ug/L	1.0	0.50	1		05/03/16 23:55	75-25-2	
Bromomethane	<2.4	ug/L	5.0	2.4	1		05/03/16 23:55	74-83-9	
Carbon tetrachloride	<0.50	ug/L	1.0	0.50	1		05/03/16 23:55	56-23-5	
Chlorobenzene	<0.50	ug/L	1.0	0.50	1		05/03/16 23:55	108-90-7	
Chloroethane	<0.37	ug/L	1.0	0.37	1		05/03/16 23:55	75-00-3	
Chloroform	<2.5	ug/L	5.0	2.5	1		05/03/16 23:55	67-66-3	
Chloromethane	<0.50	ug/L	1.0	0.50	1		05/03/16 23:55	74-87-3	
Dibromochloromethane	<0.50	ug/L	1.0	0.50	1		05/03/16 23:55	124-48-1	
Dibromomethane	<0.43	ug/L	1.0	0.43	1		05/03/16 23:55	74-95-3	
Dichlorodifluoromethane	<0.22	ug/L	1.0	0.22	1		05/03/16 23:55	75-71-8	
Diisopropyl ether	<0.50	ug/L	1.0	0.50	1		05/03/16 23:55	108-20-3	
Ethylbenzene	<0.50	ug/L	1.0	0.50	1		05/03/16 23:55	100-41-4	
Hexachloro-1,3-butadiene	<2.1	ug/L	5.0	2.1	1		05/03/16 23:55	87-68-3	
Isopropylbenzene (Cumene)	<0.14	ug/L	1.0	0.14	1		05/03/16 23:55	98-82-8	
Methyl-tert-butyl ether	<0.17	ug/L	1.0	0.17	1		05/03/16 23:55	1634-04-4	
Methylene Chloride	<0.23	ug/L	1.0	0.23	1		05/03/16 23:55	75-09-2	
Naphthalene	<2.5	ug/L	5.0	2.5	1		05/03/16 23:55	91-20-3	
Styrene	<0.50	ug/L	1.0	0.50	1		05/03/16 23:55	100-42-5	
Tetrachloroethene	84.4	ug/L	1.0	0.50	1		05/03/16 23:55	127-18-4	
Toluene	<0.50	ug/L	1.0	0.50	1		05/03/16 23:55	108-88-3	
Trichloroethene	4.5	ug/L	1.0	0.33	1		05/03/16 23:55	79-01-6	
Trichlorofluoromethane	<0.18	ug/L	1.0	0.18	1		05/03/16 23:55	75-69-4	
Vinyl chloride	<0.18	ug/L	1.0	0.18	1		05/03/16 23:55	75-01-4	
Xylene (Total)	<1.5	ug/L	3.0	1.5	1		05/03/16 23:55	1330-20-7	
cis-1,2-Dichloroethene	2.6	ug/L	1.0	0.26	1		05/03/16 23:55	156-59-2	
cis-1,3-Dichloropropene	<0.50	ug/L	1.0	0.50	1		05/03/16 23:55	10061-01-5	
n-Butylbenzene	<0.50	ug/L	1.0	0.50	1		05/03/16 23:55	104-51-8	
n-Propylbenzene	<0.50	ug/L	1.0	0.50	1		05/03/16 23:55	103-65-1	
p-Isopropyltoluene	<0.50	ug/L	1.0	0.50	1		05/03/16 23:55	99-87-6	
sec-Butylbenzene	<2.2	ug/L	5.0	2.2	1		05/03/16 23:55	135-98-8	
tert-Butylbenzene	<0.18	ug/L	1.0	0.18	1		05/03/16 23:55	98-06-6	
trans-1,2-Dichloroethene	<0.26	ug/L	1.0	0.26	1		05/03/16 23:55	156-60-5	
trans-1,3-Dichloropropene	<0.23	ug/L	1.0	0.23	1		05/03/16 23:55	10061-02-6	
<b>Surrogates</b>									
4-Bromofluorobenzene (S)	97	%	70-130		1		05/03/16 23:55	460-00-4	
Dibromofluoromethane (S)	111	%	70-130		1		05/03/16 23:55	1868-53-7	
Toluene-d8 (S)	100	%	70-130		1		05/03/16 23:55	2037-26-5	

### REPORT OF LABORATORY ANALYSIS

This report shall not be reproduced, except in full,  
without the written consent of Pace Analytical Services, Inc..

### ANALYTICAL RESULTS

Project: 25211374.50 NORTHGATE PLAZA

Pace Project No.: 40131499

Sample: MW-5      Lab ID: 40131499012      Collected: 04/25/16 14:30      Received: 04/28/16 07:40      Matrix: Water									
Parameters	Results	Units	LOQ	LOD	DF	Prepared	Analyzed	CAS No.	Qual
<b>300.0 IC Anions 28 Days,Diss</b> Analytical Method: EPA 300.0									
Sulfate, Dissolved	58.6	mg/L	4.0	2.0	1		05/10/16 13:14	14808-79-8	
<b>310.2 Alkalinity, Dissolved</b> Analytical Method: EPA 310.2									
Alkalinity, Total as CaCO <sub>3</sub> , Dissolved	390	mg/L	20.0	8.6	1		05/04/16 10:35		
<b>350.1 Ammonia</b> Analytical Method: EPA 350.1									
Nitrogen, Ammonia	<0.25	mg/L	0.50	0.25	1		05/04/16 16:57	7664-41-7	
<b>353.2 Nitrogen, NO<sub>2</sub>/NO<sub>3</sub> pres.</b> Analytical Method: EPA 353.2									
Nitrogen, NO <sub>2</sub> plus NO <sub>3</sub>	5.1	mg/L	0.25	0.095	1		05/10/16 08:49		
<b>5310C TOC</b> Analytical Method: SM 5310C									
Total Organic Carbon	<1.5	mg/L	5.0	1.5	6		05/10/16 14:51	7440-44-0	D3

Sample: MW-11      Lab ID: 40131499013      Collected: 04/25/16 15:00      Received: 04/28/16 07:40      Matrix: Water									
Parameters	Results	Units	LOQ	LOD	DF	Prepared	Analyzed	CAS No.	Qual
<b>Methane, Ethane, Ethene GCV</b> Analytical Method: EPA 8015B Modified									
Ethane	<0.58	ug/L	5.6	0.58	1		05/03/16 10:59	74-84-0	
Ethene	<0.52	ug/L	5.0	0.52	1		05/03/16 10:59	74-85-1	
Methane	<1.4	ug/L	2.8	1.4	1		05/03/16 10:59	74-82-8	
<b>6010 MET ICP, Dissolved</b> Analytical Method: EPA 6010									
Iron, Dissolved	<12.9	ug/L	100	12.9	1		05/03/16 23:05	7439-89-6	
<b>8260 MSV</b> Analytical Method: EPA 8260									
1,1,1,2-Tetrachloroethane	<0.18	ug/L	1.0	0.18	1		05/04/16 00:16	630-20-6	
1,1,1-Trichloroethane	<0.50	ug/L	1.0	0.50	1		05/04/16 00:16	71-55-6	
1,1,2,2-Tetrachloroethane	<0.25	ug/L	1.0	0.25	1		05/04/16 00:16	79-34-5	
1,1,2-Trichloroethane	<0.20	ug/L	1.0	0.20	1		05/04/16 00:16	79-00-5	
1,1-Dichloroethane	<0.24	ug/L	1.0	0.24	1		05/04/16 00:16	75-34-3	L3
1,1-Dichloroethene	<0.41	ug/L	1.0	0.41	1		05/04/16 00:16	75-35-4	
1,1-Dichloropropene	<0.44	ug/L	1.0	0.44	1		05/04/16 00:16	563-58-6	
1,2,3-Trichlorobenzene	<2.1	ug/L	5.0	2.1	1		05/04/16 00:16	87-61-6	
1,2,3-Trichloropropane	<0.50	ug/L	1.0	0.50	1		05/04/16 00:16	96-18-4	
1,2,4-Trichlorobenzene	<2.2	ug/L	5.0	2.2	1		05/04/16 00:16	120-82-1	
1,2,4-Trimethylbenzene	<0.50	ug/L	1.0	0.50	1		05/04/16 00:16	95-63-6	
1,2-Dibromo-3-chloropropane	<2.2	ug/L	5.0	2.2	1		05/04/16 00:16	96-12-8	
1,2-Dibromoethane (EDB)	<0.18	ug/L	1.0	0.18	1		05/04/16 00:16	106-93-4	
1,2-Dichlorobenzene	<0.50	ug/L	1.0	0.50	1		05/04/16 00:16	95-50-1	
1,2-Dichloroethane	<0.17	ug/L	1.0	0.17	1		05/04/16 00:16	107-06-2	

### REPORT OF LABORATORY ANALYSIS

This report shall not be reproduced, except in full,  
without the written consent of Pace Analytical Services, Inc..

## ANALYTICAL RESULTS

Project: 25211374.50 NORTHGATE PLAZA

Pace Project No.: 40131499

**Sample: MW-11**      **Lab ID: 40131499013**      Collected: 04/25/16 15:00      Received: 04/28/16 07:40      Matrix: Water

Parameters	Results	Units	LOQ	LOD	DF	Prepared	Analyzed	CAS No.	Qual
<b>8260 MSV</b>		Analytical Method: EPA 8260							
1,2-Dichloropropane	<0.23	ug/L	1.0	0.23	1		05/04/16 00:16	78-87-5	
1,3,5-Trimethylbenzene	<0.50	ug/L	1.0	0.50	1		05/04/16 00:16	108-67-8	
1,3-Dichlorobenzene	<0.50	ug/L	1.0	0.50	1		05/04/16 00:16	541-73-1	
1,3-Dichloropropane	<0.50	ug/L	1.0	0.50	1		05/04/16 00:16	142-28-9	
1,4-Dichlorobenzene	<0.50	ug/L	1.0	0.50	1		05/04/16 00:16	106-46-7	
2,2-Dichloropropane	<0.48	ug/L	1.0	0.48	1		05/04/16 00:16	594-20-7	
2-Chlorotoluene	<0.50	ug/L	1.0	0.50	1		05/04/16 00:16	95-49-8	
4-Chlorotoluene	<0.21	ug/L	1.0	0.21	1		05/04/16 00:16	106-43-4	
Benzene	<0.50	ug/L	1.0	0.50	1		05/04/16 00:16	71-43-2	
Bromobenzene	<0.23	ug/L	1.0	0.23	1		05/04/16 00:16	108-86-1	
Bromochloromethane	<0.34	ug/L	1.0	0.34	1		05/04/16 00:16	74-97-5	
Bromodichloromethane	<0.50	ug/L	1.0	0.50	1		05/04/16 00:16	75-27-4	
Bromoform	<0.50	ug/L	1.0	0.50	1		05/04/16 00:16	75-25-2	
Bromomethane	<2.4	ug/L	5.0	2.4	1		05/04/16 00:16	74-83-9	
Carbon tetrachloride	<0.50	ug/L	1.0	0.50	1		05/04/16 00:16	56-23-5	
Chlorobenzene	<0.50	ug/L	1.0	0.50	1		05/04/16 00:16	108-90-7	
Chloroethane	<0.37	ug/L	1.0	0.37	1		05/04/16 00:16	75-00-3	
Chloroform	<2.5	ug/L	5.0	2.5	1		05/04/16 00:16	67-66-3	
Chloromethane	<0.50	ug/L	1.0	0.50	1		05/04/16 00:16	74-87-3	
Dibromochloromethane	<0.50	ug/L	1.0	0.50	1		05/04/16 00:16	124-48-1	
Dibromomethane	<0.43	ug/L	1.0	0.43	1		05/04/16 00:16	74-95-3	
Dichlorodifluoromethane	<0.22	ug/L	1.0	0.22	1		05/04/16 00:16	75-71-8	
Diisopropyl ether	<0.50	ug/L	1.0	0.50	1		05/04/16 00:16	108-20-3	
Ethylbenzene	<0.50	ug/L	1.0	0.50	1		05/04/16 00:16	100-41-4	
Hexachloro-1,3-butadiene	<2.1	ug/L	5.0	2.1	1		05/04/16 00:16	87-68-3	
Isopropylbenzene (Cumene)	<0.14	ug/L	1.0	0.14	1		05/04/16 00:16	98-82-8	
Methyl-tert-butyl ether	<0.17	ug/L	1.0	0.17	1		05/04/16 00:16	1634-04-4	
Methylene Chloride	<0.23	ug/L	1.0	0.23	1		05/04/16 00:16	75-09-2	
Naphthalene	<2.5	ug/L	5.0	2.5	1		05/04/16 00:16	91-20-3	
Styrene	<0.50	ug/L	1.0	0.50	1		05/04/16 00:16	100-42-5	
Tetrachloroethene	49.0	ug/L	1.0	0.50	1		05/04/16 00:16	127-18-4	
Toluene	<0.50	ug/L	1.0	0.50	1		05/04/16 00:16	108-88-3	
Trichloroethene	11.7	ug/L	1.0	0.33	1		05/04/16 00:16	79-01-6	
Trichlorofluoromethane	<0.18	ug/L	1.0	0.18	1		05/04/16 00:16	75-69-4	
Vinyl chloride	<0.18	ug/L	1.0	0.18	1		05/04/16 00:16	75-01-4	
Xylene (Total)	<1.5	ug/L	3.0	1.5	1		05/04/16 00:16	1330-20-7	
cis-1,2-Dichloroethene	0.32J	ug/L	1.0	0.26	1		05/04/16 00:16	156-59-2	
cis-1,3-Dichloropropene	<0.50	ug/L	1.0	0.50	1		05/04/16 00:16	10061-01-5	
n-Butylbenzene	<0.50	ug/L	1.0	0.50	1		05/04/16 00:16	104-51-8	
n-Propylbenzene	<0.50	ug/L	1.0	0.50	1		05/04/16 00:16	103-65-1	
p-Isopropyltoluene	<0.50	ug/L	1.0	0.50	1		05/04/16 00:16	99-87-6	
sec-Butylbenzene	<2.2	ug/L	5.0	2.2	1		05/04/16 00:16	135-98-8	
tert-Butylbenzene	<0.18	ug/L	1.0	0.18	1		05/04/16 00:16	98-06-6	
trans-1,2-Dichloroethene	<0.26	ug/L	1.0	0.26	1		05/04/16 00:16	156-60-5	
trans-1,3-Dichloropropene	<0.23	ug/L	1.0	0.23	1		05/04/16 00:16	10061-02-6	

### REPORT OF LABORATORY ANALYSIS

This report shall not be reproduced, except in full,  
without the written consent of Pace Analytical Services, Inc..

### ANALYTICAL RESULTS

Project: 25211374.50 NORTHGATE PLAZA

Pace Project No.: 40131499

**Sample: MW-11**      **Lab ID: 40131499013**      Collected: 04/25/16 15:00      Received: 04/28/16 07:40      Matrix: Water

Parameters	Results	Units	LOQ	LOD	DF	Prepared	Analyzed	CAS No.	Qual
<b>8260 MSV</b> Analytical Method: EPA 8260									
<i>Surrogates</i>									
4-Bromofluorobenzene (S)	99	%	70-130		1		05/04/16 00:16	460-00-4	
Dibromofluoromethane (S)	114	%	70-130		1		05/04/16 00:16	1868-53-7	
Toluene-d8 (S)	101	%	70-130		1		05/04/16 00:16	2037-26-5	
<b>300.0 IC Anions 28 Days,Diss</b> Analytical Method: EPA 300.0									
Sulfate, Dissolved	<b>79.8</b>	mg/L	20.0	10.0	5		05/10/16 23:10	14808-79-8	
<b>310.2 Alkalinity, Dissolved</b> Analytical Method: EPA 310.2									
Alkalinity, Total as CaCO <sub>3</sub> , Dissolved	<b>501</b>	mg/L	40.0	17.3	2		05/09/16 09:51		
<b>350.1 Ammonia</b> Analytical Method: EPA 350.1									
Nitrogen, Ammonia	<b>&lt;0.25</b>	mg/L	0.50	0.25	1		05/04/16 16:57	7664-41-7	
<b>353.2 Nitrogen, NO<sub>2</sub>/NO<sub>3</sub> pres.</b> Analytical Method: EPA 353.2									
Nitrogen, NO <sub>2</sub> plus NO <sub>3</sub>	<b>5.5</b>	mg/L	0.25	0.095	1		05/10/16 08:49		
<b>5310C TOC</b> Analytical Method: SM 5310C									
Total Organic Carbon	<b>&lt;1.5</b>	mg/L	5.0	1.5	6		05/10/16 15:10	7440-44-0	D3

**Sample: PZ-11**      **Lab ID: 40131499014**      Collected: 04/25/16 15:50      Received: 04/28/16 07:40      Matrix: Water

Parameters	Results	Units	LOQ	LOD	DF	Prepared	Analyzed	CAS No.	Qual
<b>Methane, Ethane, Ethene GCV</b> Analytical Method: EPA 8015B Modified									
Ethane	<b>&lt;0.58</b>	ug/L	5.6	0.58	1		05/03/16 11:06	74-84-0	
Ethene	<b>&lt;0.52</b>	ug/L	5.0	0.52	1		05/03/16 11:06	74-85-1	
Methane	<b>&lt;1.4</b>	ug/L	2.8	1.4	1		05/03/16 11:06	74-82-8	
<b>6010 MET ICP, Dissolved</b> Analytical Method: EPA 6010									
Iron, Dissolved	<b>&lt;12.9</b>	ug/L	100	12.9	1		05/03/16 23:07	7439-89-6	
<b>8260 MSV</b> Analytical Method: EPA 8260									
1,1,1,2-Tetrachloroethane	<b>&lt;0.18</b>	ug/L	1.0	0.18	1		05/04/16 00:38	630-20-6	
1,1,1-Trichloroethane	<b>&lt;0.50</b>	ug/L	1.0	0.50	1		05/04/16 00:38	71-55-6	
1,1,2,2-Tetrachloroethane	<b>&lt;0.25</b>	ug/L	1.0	0.25	1		05/04/16 00:38	79-34-5	
1,1,2-Trichloroethane	<b>&lt;0.20</b>	ug/L	1.0	0.20	1		05/04/16 00:38	79-00-5	
1,1-Dichloroethane	<b>&lt;0.24</b>	ug/L	1.0	0.24	1		05/04/16 00:38	75-34-3	L3
1,1-Dichloroethene	<b>&lt;0.41</b>	ug/L	1.0	0.41	1		05/04/16 00:38	75-35-4	
1,1-Dichloropropene	<b>&lt;0.44</b>	ug/L	1.0	0.44	1		05/04/16 00:38	563-58-6	
1,2,3-Trichlorobenzene	<b>&lt;2.1</b>	ug/L	5.0	2.1	1		05/04/16 00:38	87-61-6	
1,2,3-Trichloropropane	<b>&lt;0.50</b>	ug/L	1.0	0.50	1		05/04/16 00:38	96-18-4	

### REPORT OF LABORATORY ANALYSIS

This report shall not be reproduced, except in full,  
without the written consent of Pace Analytical Services, Inc..

## ANALYTICAL RESULTS

Project: 25211374.50 NORTHGATE PLAZA

Pace Project No.: 40131499

**Sample: PZ-11**      **Lab ID: 40131499014**      Collected: 04/25/16 15:50      Received: 04/28/16 07:40      Matrix: Water

Parameters	Results	Units	LOQ	LOD	DF	Prepared	Analyzed	CAS No.	Qual
<b>8260 MSV</b>		Analytical Method: EPA 8260							
1,2,4-Trichlorobenzene	<2.2	ug/L	5.0	2.2	1		05/04/16 00:38	120-82-1	
1,2,4-Trimethylbenzene	<0.50	ug/L	1.0	0.50	1		05/04/16 00:38	95-63-6	
1,2-Dibromo-3-chloropropane	<2.2	ug/L	5.0	2.2	1		05/04/16 00:38	96-12-8	
1,2-Dibromoethane (EDB)	<0.18	ug/L	1.0	0.18	1		05/04/16 00:38	106-93-4	
1,2-Dichlorobenzene	<0.50	ug/L	1.0	0.50	1		05/04/16 00:38	95-50-1	
1,2-Dichloroethane	<0.17	ug/L	1.0	0.17	1		05/04/16 00:38	107-06-2	
1,2-Dichloropropane	<0.23	ug/L	1.0	0.23	1		05/04/16 00:38	78-87-5	
1,3,5-Trimethylbenzene	<0.50	ug/L	1.0	0.50	1		05/04/16 00:38	108-67-8	
1,3-Dichlorobenzene	<0.50	ug/L	1.0	0.50	1		05/04/16 00:38	541-73-1	
1,3-Dichloropropane	<0.50	ug/L	1.0	0.50	1		05/04/16 00:38	142-28-9	
1,4-Dichlorobenzene	<0.50	ug/L	1.0	0.50	1		05/04/16 00:38	106-46-7	
2,2-Dichloropropane	<0.48	ug/L	1.0	0.48	1		05/04/16 00:38	594-20-7	
2-Chlorotoluene	<0.50	ug/L	1.0	0.50	1		05/04/16 00:38	95-49-8	
4-Chlorotoluene	<0.21	ug/L	1.0	0.21	1		05/04/16 00:38	106-43-4	
Benzene	<0.50	ug/L	1.0	0.50	1		05/04/16 00:38	71-43-2	
Bromobenzene	<0.23	ug/L	1.0	0.23	1		05/04/16 00:38	108-86-1	
Bromochloromethane	<0.34	ug/L	1.0	0.34	1		05/04/16 00:38	74-97-5	
Bromodichloromethane	<0.50	ug/L	1.0	0.50	1		05/04/16 00:38	75-27-4	
Bromoform	<0.50	ug/L	1.0	0.50	1		05/04/16 00:38	75-25-2	
Bromomethane	<2.4	ug/L	5.0	2.4	1		05/04/16 00:38	74-83-9	
Carbon tetrachloride	<0.50	ug/L	1.0	0.50	1		05/04/16 00:38	56-23-5	
Chlorobenzene	<0.50	ug/L	1.0	0.50	1		05/04/16 00:38	108-90-7	
Chloroethane	<0.37	ug/L	1.0	0.37	1		05/04/16 00:38	75-00-3	
Chloroform	<2.5	ug/L	5.0	2.5	1		05/04/16 00:38	67-66-3	
Chloromethane	<0.50	ug/L	1.0	0.50	1		05/04/16 00:38	74-87-3	
Dibromochloromethane	<0.50	ug/L	1.0	0.50	1		05/04/16 00:38	124-48-1	
Dibromomethane	<0.43	ug/L	1.0	0.43	1		05/04/16 00:38	74-95-3	
Dichlorodifluoromethane	<0.22	ug/L	1.0	0.22	1		05/04/16 00:38	75-71-8	
Diisopropyl ether	<0.50	ug/L	1.0	0.50	1		05/04/16 00:38	108-20-3	
Ethylbenzene	<0.50	ug/L	1.0	0.50	1		05/04/16 00:38	100-41-4	
Hexachloro-1,3-butadiene	<2.1	ug/L	5.0	2.1	1		05/04/16 00:38	87-68-3	
Isopropylbenzene (Cumene)	<0.14	ug/L	1.0	0.14	1		05/04/16 00:38	98-82-8	
Methyl-tert-butyl ether	<0.17	ug/L	1.0	0.17	1		05/04/16 00:38	1634-04-4	
Methylene Chloride	<0.23	ug/L	1.0	0.23	1		05/04/16 00:38	75-09-2	
Naphthalene	<2.5	ug/L	5.0	2.5	1		05/04/16 00:38	91-20-3	
Styrene	<0.50	ug/L	1.0	0.50	1		05/04/16 00:38	100-42-5	
Tetrachloroethene	30.5	ug/L	1.0	0.50	1		05/04/16 00:38	127-18-4	
Toluene	<0.50	ug/L	1.0	0.50	1		05/04/16 00:38	108-88-3	
Trichloroethene	9.4	ug/L	1.0	0.33	1		05/04/16 00:38	79-01-6	
Trichlorofluoromethane	<0.18	ug/L	1.0	0.18	1		05/04/16 00:38	75-69-4	
Vinyl chloride	<0.18	ug/L	1.0	0.18	1		05/04/16 00:38	75-01-4	
Xylene (Total)	<1.5	ug/L	3.0	1.5	1		05/04/16 00:38	1330-20-7	
cis-1,2-Dichloroethene	0.58J	ug/L	1.0	0.26	1		05/04/16 00:38	156-59-2	
cis-1,3-Dichloropropene	<0.50	ug/L	1.0	0.50	1		05/04/16 00:38	10061-01-5	
n-Butylbenzene	<0.50	ug/L	1.0	0.50	1		05/04/16 00:38	104-51-8	
n-Propylbenzene	<0.50	ug/L	1.0	0.50	1		05/04/16 00:38	103-65-1	

### REPORT OF LABORATORY ANALYSIS

This report shall not be reproduced, except in full,  
without the written consent of Pace Analytical Services, Inc..

### ANALYTICAL RESULTS

Project: 25211374.50 NORTHGATE PLAZA

Pace Project No.: 40131499

**Sample: PZ-11**      **Lab ID: 40131499014**      Collected: 04/25/16 15:50      Received: 04/28/16 07:40      Matrix: Water

Parameters	Results	Units	LOQ	LOD	DF	Prepared	Analyzed	CAS No.	Qual
<b>8260 MSV</b> Analytical Method: EPA 8260									
p-Isopropyltoluene	<0.50	ug/L	1.0	0.50	1		05/04/16 00:38	99-87-6	
sec-Butylbenzene	<2.2	ug/L	5.0	2.2	1		05/04/16 00:38	135-98-8	
tert-Butylbenzene	<0.18	ug/L	1.0	0.18	1		05/04/16 00:38	98-06-6	
trans-1,2-Dichloroethene	<0.26	ug/L	1.0	0.26	1		05/04/16 00:38	156-60-5	
trans-1,3-Dichloropropene	<0.23	ug/L	1.0	0.23	1		05/04/16 00:38	10061-02-6	
<b>Surrogates</b>									
4-Bromofluorobenzene (S)	97	%	70-130		1		05/04/16 00:38	460-00-4	
Dibromofluoromethane (S)	112	%	70-130		1		05/04/16 00:38	1868-53-7	
Toluene-d8 (S)	102	%	70-130		1		05/04/16 00:38	2037-26-5	
<b>300.0 IC Anions 28 Days, Diss</b> Analytical Method: EPA 300.0									
Sulfate, Dissolved	196	mg/L	40.0	20.0	10		05/10/16 23:21	14808-79-8	
<b>310.2 Alkalinity, Dissolved</b> Analytical Method: EPA 310.2									
Alkalinity, Total as CaCO <sub>3</sub> , Dissolved	356	mg/L	100	43.2	5		05/04/16 10:37		
<b>350.1 Ammonia</b> Analytical Method: EPA 350.1									
Nitrogen, Ammonia	<0.25	mg/L	0.50	0.25	1		05/04/16 16:58	7664-41-7	
<b>353.2 Nitrogen, NO<sub>2</sub>/NO<sub>3</sub> pres.</b> Analytical Method: EPA 353.2									
Nitrogen, NO <sub>2</sub> plus NO <sub>3</sub>	2.9	mg/L	0.25	0.095	1		05/10/16 08:50		
<b>5310C TOC</b> Analytical Method: SM 5310C									
Total Organic Carbon	<1.5	mg/L	5.0	1.5	6		05/10/16 15:29	7440-44-0	D3

**Sample: MW-14**      **Lab ID: 40131499015**      Collected: 04/25/16 16:30      Received: 04/28/16 07:40      Matrix: Water

Parameters	Results	Units	LOQ	LOD	DF	Prepared	Analyzed	CAS No.	Qual
<b>Methane, Ethane, Ethene GCV</b> Analytical Method: EPA 8015B Modified									
Ethane	<0.58	ug/L	5.6	0.58	1		05/03/16 11:13	74-84-0	
Ethene	<0.52	ug/L	5.0	0.52	1		05/03/16 11:13	74-85-1	
Methane	<1.4	ug/L	2.8	1.4	1		05/03/16 11:13	74-82-8	
<b>6010 MET ICP, Dissolved</b> Analytical Method: EPA 6010									
Iron, Dissolved	<12.9	ug/L	100	12.9	1		05/03/16 23:10	7439-89-6	
<b>8260 MSV</b> Analytical Method: EPA 8260									
1,1,1,2-Tetrachloroethane	<0.18	ug/L	1.0	0.18	1		05/04/16 01:00	630-20-6	
1,1,1-Trichloroethane	<0.50	ug/L	1.0	0.50	1		05/04/16 01:00	71-55-6	
1,1,2,2-Tetrachloroethane	<0.25	ug/L	1.0	0.25	1		05/04/16 01:00	79-34-5	
1,1,2-Trichloroethane	<0.20	ug/L	1.0	0.20	1		05/04/16 01:00	79-00-5	

### REPORT OF LABORATORY ANALYSIS

This report shall not be reproduced, except in full,  
without the written consent of Pace Analytical Services, Inc..

### ANALYTICAL RESULTS

Project: 25211374.50 NORTHGATE PLAZA

Project No.: 40131499

**Sample: MW-14**      **Lab ID: 40131499015**      Collected: 04/25/16 16:30      Received: 04/28/16 07:40      Matrix: Water

Parameters	Results	Units	LOQ	LOD	DF	Prepared	Analyzed	CAS No.	Qual
<b>8260 MSV</b> Analytical Method: EPA 8260									
1,1-Dichloroethane	<0.24	ug/L	1.0	0.24	1		05/04/16 01:00	75-34-3	L3
1,1-Dichloroethene	<0.41	ug/L	1.0	0.41	1		05/04/16 01:00	75-35-4	
1,1-Dichloropropene	<0.44	ug/L	1.0	0.44	1		05/04/16 01:00	563-58-6	
1,2,3-Trichlorobenzene	<2.1	ug/L	5.0	2.1	1		05/04/16 01:00	87-61-6	
1,2,3-Trichloropropane	<0.50	ug/L	1.0	0.50	1		05/04/16 01:00	96-18-4	
1,2,4-Trichlorobenzene	<2.2	ug/L	5.0	2.2	1		05/04/16 01:00	120-82-1	
1,2,4-Trimethylbenzene	<0.50	ug/L	1.0	0.50	1		05/04/16 01:00	95-63-6	
1,2-Dibromo-3-chloropropane	<2.2	ug/L	5.0	2.2	1		05/04/16 01:00	96-12-8	
1,2-Dibromoethane (EDB)	<0.18	ug/L	1.0	0.18	1		05/04/16 01:00	106-93-4	
1,2-Dichlorobenzene	<0.50	ug/L	1.0	0.50	1		05/04/16 01:00	95-50-1	
1,2-Dichloroethane	<0.17	ug/L	1.0	0.17	1		05/04/16 01:00	107-06-2	
1,2-Dichloropropane	<0.23	ug/L	1.0	0.23	1		05/04/16 01:00	78-87-5	
1,3,5-Trimethylbenzene	<0.50	ug/L	1.0	0.50	1		05/04/16 01:00	108-67-8	
1,3-Dichlorobenzene	<0.50	ug/L	1.0	0.50	1		05/04/16 01:00	541-73-1	
1,3-Dichloropropane	<0.50	ug/L	1.0	0.50	1		05/04/16 01:00	142-28-9	
1,4-Dichlorobenzene	<0.50	ug/L	1.0	0.50	1		05/04/16 01:00	106-46-7	
2,2-Dichloropropane	<0.48	ug/L	1.0	0.48	1		05/04/16 01:00	594-20-7	
2-Chlorotoluene	<0.50	ug/L	1.0	0.50	1		05/04/16 01:00	95-49-8	
4-Chlorotoluene	<0.21	ug/L	1.0	0.21	1		05/04/16 01:00	106-43-4	
Benzene	<0.50	ug/L	1.0	0.50	1		05/04/16 01:00	71-43-2	
Bromobenzene	<0.23	ug/L	1.0	0.23	1		05/04/16 01:00	108-86-1	
Bromochloromethane	<0.34	ug/L	1.0	0.34	1		05/04/16 01:00	74-97-5	
Bromodichloromethane	<0.50	ug/L	1.0	0.50	1		05/04/16 01:00	75-27-4	
Bromoform	<0.50	ug/L	1.0	0.50	1		05/04/16 01:00	75-25-2	
Bromomethane	<2.4	ug/L	5.0	2.4	1		05/04/16 01:00	74-83-9	
Carbon tetrachloride	<0.50	ug/L	1.0	0.50	1		05/04/16 01:00	56-23-5	
Chlorobenzene	<0.50	ug/L	1.0	0.50	1		05/04/16 01:00	108-90-7	
Chloroethane	<0.37	ug/L	1.0	0.37	1		05/04/16 01:00	75-00-3	
Chloroform	<2.5	ug/L	5.0	2.5	1		05/04/16 01:00	67-66-3	
Chloromethane	<0.50	ug/L	1.0	0.50	1		05/04/16 01:00	74-87-3	
Dibromochloromethane	<0.50	ug/L	1.0	0.50	1		05/04/16 01:00	124-48-1	
Dibromomethane	<0.43	ug/L	1.0	0.43	1		05/04/16 01:00	74-95-3	
Dichlorodifluoromethane	<0.22	ug/L	1.0	0.22	1		05/04/16 01:00	75-71-8	
Diisopropyl ether	<0.50	ug/L	1.0	0.50	1		05/04/16 01:00	108-20-3	
Ethylbenzene	<0.50	ug/L	1.0	0.50	1		05/04/16 01:00	100-41-4	
Hexachloro-1,3-butadiene	<2.1	ug/L	5.0	2.1	1		05/04/16 01:00	87-68-3	
Isopropylbenzene (Cumene)	<0.14	ug/L	1.0	0.14	1		05/04/16 01:00	98-82-8	
Methyl-tert-butyl ether	<0.17	ug/L	1.0	0.17	1		05/04/16 01:00	1634-04-4	
Methylene Chloride	<0.23	ug/L	1.0	0.23	1		05/04/16 01:00	75-09-2	
Naphthalene	<2.5	ug/L	5.0	2.5	1		05/04/16 01:00	91-20-3	
Styrene	<0.50	ug/L	1.0	0.50	1		05/04/16 01:00	100-42-5	
Tetrachloroethene	<0.50	ug/L	1.0	0.50	1		05/04/16 01:00	127-18-4	
Toluene	<0.50	ug/L	1.0	0.50	1		05/04/16 01:00	108-88-3	
Trichloroethene	<0.33	ug/L	1.0	0.33	1		05/04/16 01:00	79-01-6	
Trichlorofluoromethane	<0.18	ug/L	1.0	0.18	1		05/04/16 01:00	75-69-4	
Vinyl chloride	<0.18	ug/L	1.0	0.18	1		05/04/16 01:00	75-01-4	

### REPORT OF LABORATORY ANALYSIS

This report shall not be reproduced, except in full,  
without the written consent of Pace Analytical Services, Inc..



### ANALYTICAL RESULTS

Project: 25211374.50 NORTHGATE PLAZA

Lab Project No.: 40131499

Sample: MW-14 Lab ID: 40131499015 Collected: 04/25/16 16:30 Received: 04/28/16 07:40 Matrix: Water

Parameters	Results	Units	LOQ	LOD	DF	Prepared	Analyzed	CAS No.	Qual
<b>8260 MSV</b> Analytical Method: EPA 8260									
Xylene (Total)	<1.5	ug/L	3.0	1.5	1		05/04/16 01:00	1330-20-7	
cis-1,2-Dichloroethene	<0.26	ug/L	1.0	0.26	1		05/04/16 01:00	156-59-2	
cis-1,3-Dichloropropene	<0.50	ug/L	1.0	0.50	1		05/04/16 01:00	10061-01-5	
n-Butylbenzene	<0.50	ug/L	1.0	0.50	1		05/04/16 01:00	104-51-8	
n-Propylbenzene	<0.50	ug/L	1.0	0.50	1		05/04/16 01:00	103-65-1	
p-Isopropyltoluene	<0.50	ug/L	1.0	0.50	1		05/04/16 01:00	99-87-6	
sec-Butylbenzene	<2.2	ug/L	5.0	2.2	1		05/04/16 01:00	135-98-8	
tert-Butylbenzene	<0.18	ug/L	1.0	0.18	1		05/04/16 01:00	98-06-6	
trans-1,2-Dichloroethene	<0.26	ug/L	1.0	0.26	1		05/04/16 01:00	156-60-5	
trans-1,3-Dichloropropene	<0.23	ug/L	1.0	0.23	1		05/04/16 01:00	10061-02-6	
<b>Surrogates</b>									
4-Bromofluorobenzene (S)	100	%	70-130		1		05/04/16 01:00	460-00-4	
Dibromofluoromethane (S)	112	%	70-130		1		05/04/16 01:00	1868-53-7	
Toluene-d8 (S)	104	%	70-130		1		05/04/16 01:00	2037-26-5	
<b>300.0 IC Anions 28 Days, Diss</b> Analytical Method: EPA 300.0									
Sulfate, Dissolved	82.8	mg/L	20.0	10.0	5		05/10/16 23:32	14808-79-8	
<b>310.2 Alkalinity, Dissolved</b> Analytical Method: EPA 310.2									
Alkalinity, Total as CaCO <sub>3</sub> , Dissolved	164	mg/L	20.0	8.6	1		05/09/16 09:51		
<b>350.1 Ammonia</b> Analytical Method: EPA 350.1									
Nitrogen, Ammonia	<0.25	mg/L	0.50	0.25	1		05/04/16 16:59	7664-41-7	
<b>353.2 Nitrogen, NO<sub>2</sub>/NO<sub>3</sub> pres.</b> Analytical Method: EPA 353.2									
Nitrogen, NO <sub>2</sub> plus NO <sub>3</sub>	0.67	mg/L	0.25	0.095	1		05/10/16 08:51		
<b>5310C TOC</b> Analytical Method: SM 5310C									
Total Organic Carbon	<1.5	mg/L	5.0	1.5	6		05/10/16 15:47	7440-44-0	D3

Sample: TRIP BLANK Lab ID: 40131499016 Collected: 04/26/16 08:00 Received: 04/28/16 07:40 Matrix: Water

Parameters	Results	Units	LOQ	LOD	DF	Prepared	Analyzed	CAS No.	Qual
<b>8260 MSV</b> Analytical Method: EPA 8260									
1,1,1,2-Tetrachloroethane	<0.18	ug/L	1.0	0.18	1		05/03/16 20:18	630-20-6	
1,1,1-Trichloroethane	<0.50	ug/L	1.0	0.50	1		05/03/16 20:18	71-55-6	
1,1,2,2-Tetrachloroethane	<0.25	ug/L	1.0	0.25	1		05/03/16 20:18	79-34-5	
1,1,2-Trichloroethane	<0.20	ug/L	1.0	0.20	1		05/03/16 20:18	79-00-5	
1,1-Dichloroethane	<0.24	ug/L	1.0	0.24	1		05/03/16 20:18	75-34-3	L3
1,1-Dichloroethene	<0.41	ug/L	1.0	0.41	1		05/03/16 20:18	75-35-4	
1,1-Dichloropropene	<0.44	ug/L	1.0	0.44	1		05/03/16 20:18	563-58-6	
1,2,3-Trichlorobenzene	<2.1	ug/L	5.0	2.1	1		05/03/16 20:18	87-61-6	

### REPORT OF LABORATORY ANALYSIS

This report shall not be reproduced, except in full,  
without the written consent of Pace Analytical Services, Inc..

## ANALYTICAL RESULTS

Project: 25211374.50 NORTHGATE PLAZA

Pace Project No.: 40131499

**Sample: TRIP BLANK**      **Lab ID: 40131499016**      Collected: 04/26/16 08:00      Received: 04/28/16 07:40      Matrix: Water

Parameters	Results	Units	LOQ	LOD	DF	Prepared	Analyzed	CAS No.	Qual
<b>8260 MSV</b>		Analytical Method: EPA 8260							
1,2,3-Trichloropropane	<0.50	ug/L	1.0	0.50	1		05/03/16 20:18	96-18-4	
1,2,4-Trichlorobenzene	<2.2	ug/L	5.0	2.2	1		05/03/16 20:18	120-82-1	
1,2,4-Trimethylbenzene	<0.50	ug/L	1.0	0.50	1		05/03/16 20:18	95-63-6	
1,2-Dibromo-3-chloropropane	<2.2	ug/L	5.0	2.2	1		05/03/16 20:18	96-12-8	
1,2-Dibromoethane (EDB)	<0.18	ug/L	1.0	0.18	1		05/03/16 20:18	106-93-4	
1,2-Dichlorobenzene	<0.50	ug/L	1.0	0.50	1		05/03/16 20:18	95-50-1	
1,2-Dichloroethane	<0.17	ug/L	1.0	0.17	1		05/03/16 20:18	107-06-2	
1,2-Dichloropropane	<0.23	ug/L	1.0	0.23	1		05/03/16 20:18	78-87-5	
1,3,5-Trimethylbenzene	<0.50	ug/L	1.0	0.50	1		05/03/16 20:18	108-67-8	
1,3-Dichlorobenzene	<0.50	ug/L	1.0	0.50	1		05/03/16 20:18	541-73-1	
1,3-Dichloropropane	<0.50	ug/L	1.0	0.50	1		05/03/16 20:18	142-28-9	
1,4-Dichlorobenzene	<0.50	ug/L	1.0	0.50	1		05/03/16 20:18	106-46-7	
2,2-Dichloropropane	<0.48	ug/L	1.0	0.48	1		05/03/16 20:18	594-20-7	
2-Chlorotoluene	<0.50	ug/L	1.0	0.50	1		05/03/16 20:18	95-49-8	
4-Chlorotoluene	<0.21	ug/L	1.0	0.21	1		05/03/16 20:18	106-43-4	
Benzene	<0.50	ug/L	1.0	0.50	1		05/03/16 20:18	71-43-2	
Bromobenzene	<0.23	ug/L	1.0	0.23	1		05/03/16 20:18	108-86-1	
Bromochloromethane	<0.34	ug/L	1.0	0.34	1		05/03/16 20:18	74-97-5	
Bromodichloromethane	<0.50	ug/L	1.0	0.50	1		05/03/16 20:18	75-27-4	
Bromoform	<0.50	ug/L	1.0	0.50	1		05/03/16 20:18	75-25-2	
Bromomethane	<2.4	ug/L	5.0	2.4	1		05/03/16 20:18	74-83-9	
Carbon tetrachloride	<0.50	ug/L	1.0	0.50	1		05/03/16 20:18	56-23-5	
Chlorobenzene	<0.50	ug/L	1.0	0.50	1		05/03/16 20:18	108-90-7	
Chloroethane	<0.37	ug/L	1.0	0.37	1		05/03/16 20:18	75-00-3	
Chloroform	<2.5	ug/L	5.0	2.5	1		05/03/16 20:18	67-66-3	
Chloromethane	<0.50	ug/L	1.0	0.50	1		05/03/16 20:18	74-87-3	
Dibromochloromethane	<0.50	ug/L	1.0	0.50	1		05/03/16 20:18	124-48-1	
Dibromomethane	<0.43	ug/L	1.0	0.43	1		05/03/16 20:18	74-95-3	
Dichlorodifluoromethane	<0.22	ug/L	1.0	0.22	1		05/03/16 20:18	75-71-8	
Diisopropyl ether	<0.50	ug/L	1.0	0.50	1		05/03/16 20:18	108-20-3	
Ethylbenzene	<0.50	ug/L	1.0	0.50	1		05/03/16 20:18	100-41-4	
Hexachloro-1,3-butadiene	<2.1	ug/L	5.0	2.1	1		05/03/16 20:18	87-68-3	
Isopropylbenzene (Cumene)	<0.14	ug/L	1.0	0.14	1		05/03/16 20:18	98-82-8	
Methyl-tert-butyl ether	<0.17	ug/L	1.0	0.17	1		05/03/16 20:18	1634-04-4	
Methylene Chloride	<0.23	ug/L	1.0	0.23	1		05/03/16 20:18	75-09-2	
Naphthalene	<2.5	ug/L	5.0	2.5	1		05/03/16 20:18	91-20-3	
Styrene	<0.50	ug/L	1.0	0.50	1		05/03/16 20:18	100-42-5	
Tetrachloroethene	<0.50	ug/L	1.0	0.50	1		05/03/16 20:18	127-18-4	
Toluene	<0.50	ug/L	1.0	0.50	1		05/03/16 20:18	108-88-3	
Trichloroethene	<0.33	ug/L	1.0	0.33	1		05/03/16 20:18	79-01-6	
Trichlorofluoromethane	<0.18	ug/L	1.0	0.18	1		05/03/16 20:18	75-69-4	
Vinyl chloride	<0.18	ug/L	1.0	0.18	1		05/03/16 20:18	75-01-4	
Xylene (Total)	<1.5	ug/L	3.0	1.5	1		05/03/16 20:18	1330-20-7	
cis-1,2-Dichloroethene	<0.26	ug/L	1.0	0.26	1		05/03/16 20:18	156-59-2	
cis-1,3-Dichloropropene	<0.50	ug/L	1.0	0.50	1		05/03/16 20:18	10061-01-5	
n-Butylbenzene	<0.50	ug/L	1.0	0.50	1		05/03/16 20:18	104-51-8	

### REPORT OF LABORATORY ANALYSIS

This report shall not be reproduced, except in full,  
without the written consent of Pace Analytical Services, Inc..

### ANALYTICAL RESULTS

Project: 25211374.50 NORTHGATE PLAZA

Pace Project No.: 40131499

**Sample: TRIP BLANK**      **Lab ID: 40131499016**      Collected: 04/26/16 08:00      Received: 04/28/16 07:40      Matrix: Water

Parameters	Results	Units	LOQ	LOD	DF	Prepared	Analyzed	CAS No.	Qual
<b>8260 MSV</b> Analytical Method: EPA 8260									
n-Propylbenzene	<0.50	ug/L	1.0	0.50	1		05/03/16 20:18	103-65-1	
p-Isopropyltoluene	<0.50	ug/L	1.0	0.50	1		05/03/16 20:18	99-87-6	
sec-Butylbenzene	<2.2	ug/L	5.0	2.2	1		05/03/16 20:18	135-98-8	
tert-Butylbenzene	<0.18	ug/L	1.0	0.18	1		05/03/16 20:18	98-06-6	
trans-1,2-Dichloroethene	<0.26	ug/L	1.0	0.26	1		05/03/16 20:18	156-60-5	
trans-1,3-Dichloropropene	<0.23	ug/L	1.0	0.23	1		05/03/16 20:18	10061-02-6	
<b>Surrogates</b>									
4-Bromofluorobenzene (S)	100	%	70-130		1		05/03/16 20:18	460-00-4	
Dibromofluoromethane (S)	113	%	70-130		1		05/03/16 20:18	1868-53-7	
Toluene-d8 (S)	101	%	70-130		1		05/03/16 20:18	2037-26-5	

**Sample: PZ-5**      **Lab ID: 40131499017**      Collected: 04/26/16 09:30      Received: 04/28/16 07:40      Matrix: Water

Parameters	Results	Units	LOQ	LOD	DF	Prepared	Analyzed	CAS No.	Qual
<b>Methane, Ethane, Ethene GCV</b> Analytical Method: EPA 8015B Modified									
Ethane	<0.58	ug/L	5.6	0.58	1		05/03/16 11:20	74-84-0	
Ethene	<0.52	ug/L	5.0	0.52	1		05/03/16 11:20	74-85-1	
Methane	39.0	ug/L	2.8	1.4	1		05/03/16 11:20	74-82-8	
<b>6010 MET ICP, Dissolved</b> Analytical Method: EPA 6010									
Iron, Dissolved	<12.9	ug/L	100	12.9	1		05/03/16 23:12	7439-89-6	
<b>8260 MSV</b> Analytical Method: EPA 8260									
1,1,1,2-Tetrachloroethane	<0.18	ug/L	1.0	0.18	1		05/04/16 01:21	630-20-6	
1,1,1-Trichloroethane	<0.50	ug/L	1.0	0.50	1		05/04/16 01:21	71-55-6	
1,1,2,2-Tetrachloroethane	<0.25	ug/L	1.0	0.25	1		05/04/16 01:21	79-34-5	
1,1,2-Trichloroethane	<0.20	ug/L	1.0	0.20	1		05/04/16 01:21	79-00-5	
1,1-Dichloroethane	<0.24	ug/L	1.0	0.24	1		05/04/16 01:21	75-34-3	L3
1,1-Dichloroethene	<0.41	ug/L	1.0	0.41	1		05/04/16 01:21	75-35-4	
1,1-Dichloropropene	<0.44	ug/L	1.0	0.44	1		05/04/16 01:21	563-58-6	
1,2,3-Trichlorobenzene	<2.1	ug/L	5.0	2.1	1		05/04/16 01:21	87-61-6	
1,2,3-Trichloropropane	<0.50	ug/L	1.0	0.50	1		05/04/16 01:21	96-18-4	
1,2,4-Trichlorobenzene	<2.2	ug/L	5.0	2.2	1		05/04/16 01:21	120-82-1	
1,2,4-Trimethylbenzene	<0.50	ug/L	1.0	0.50	1		05/04/16 01:21	95-63-6	
1,2-Dibromo-3-chloropropane	<2.2	ug/L	5.0	2.2	1		05/04/16 01:21	96-12-8	
1,2-Dibromoethane (EDB)	<0.18	ug/L	1.0	0.18	1		05/04/16 01:21	106-93-4	
1,2-Dichlorobenzene	<0.50	ug/L	1.0	0.50	1		05/04/16 01:21	95-50-1	
1,2-Dichloroethane	<0.17	ug/L	1.0	0.17	1		05/04/16 01:21	107-06-2	
1,2-Dichloropropane	<0.23	ug/L	1.0	0.23	1		05/04/16 01:21	78-87-5	
1,3,5-Trimethylbenzene	<0.50	ug/L	1.0	0.50	1		05/04/16 01:21	108-67-8	
1,3-Dichlorobenzene	<0.50	ug/L	1.0	0.50	1		05/04/16 01:21	541-73-1	
1,3-Dichloropropane	<0.50	ug/L	1.0	0.50	1		05/04/16 01:21	142-28-9	
1,4-Dichlorobenzene	<0.50	ug/L	1.0	0.50	1		05/04/16 01:21	106-46-7	

### REPORT OF LABORATORY ANALYSIS

This report shall not be reproduced, except in full,  
without the written consent of Pace Analytical Services, Inc..

## ANALYTICAL RESULTS

Project: 25211374.50 NORTHGATE PLAZA

Sample Project No.: 40131499

**Sample: PZ-5**      **Lab ID: 40131499017**      Collected: 04/26/16 09:30      Received: 04/28/16 07:40      Matrix: Water

Parameters	Results	Units	LOQ	LOD	DF	Prepared	Analyzed	CAS No.	Qual
<b>8260 MSV</b>		Analytical Method: EPA 8260							
2,2-Dichloropropane	<0.48	ug/L	1.0	0.48	1		05/04/16 01:21	594-20-7	
2-Chlorotoluene	<0.50	ug/L	1.0	0.50	1		05/04/16 01:21	95-49-8	
4-Chlorotoluene	<0.21	ug/L	1.0	0.21	1		05/04/16 01:21	106-43-4	
Benzene	<0.50	ug/L	1.0	0.50	1		05/04/16 01:21	71-43-2	
Bromobenzene	<0.23	ug/L	1.0	0.23	1		05/04/16 01:21	108-86-1	
Bromochloromethane	<0.34	ug/L	1.0	0.34	1		05/04/16 01:21	74-97-5	
Bromodichloromethane	<0.50	ug/L	1.0	0.50	1		05/04/16 01:21	75-27-4	
Bromoform	<0.50	ug/L	1.0	0.50	1		05/04/16 01:21	75-25-2	
Bromomethane	<2.4	ug/L	5.0	2.4	1		05/04/16 01:21	74-83-9	
Carbon tetrachloride	<0.50	ug/L	1.0	0.50	1		05/04/16 01:21	56-23-5	
Chlorobenzene	<0.50	ug/L	1.0	0.50	1		05/04/16 01:21	108-90-7	
Chloroethane	<0.37	ug/L	1.0	0.37	1		05/04/16 01:21	75-00-3	
Chloroform	<2.5	ug/L	5.0	2.5	1		05/04/16 01:21	67-66-3	
Chloromethane	<0.50	ug/L	1.0	0.50	1		05/04/16 01:21	74-87-3	
Dibromochloromethane	<0.50	ug/L	1.0	0.50	1		05/04/16 01:21	124-48-1	
Dibromomethane	<0.43	ug/L	1.0	0.43	1		05/04/16 01:21	74-95-3	
Dichlorodifluoromethane	<0.22	ug/L	1.0	0.22	1		05/04/16 01:21	75-71-8	
Diisopropyl ether	<0.50	ug/L	1.0	0.50	1		05/04/16 01:21	108-20-3	
Ethylbenzene	<0.50	ug/L	1.0	0.50	1		05/04/16 01:21	100-41-4	
Hexachloro-1,3-butadiene	<2.1	ug/L	5.0	2.1	1		05/04/16 01:21	87-68-3	
Isopropylbenzene (Cumene)	<0.14	ug/L	1.0	0.14	1		05/04/16 01:21	98-82-8	
Methyl-tert-butyl ether	3.4	ug/L	1.0	0.17	1		05/04/16 01:21	1634-04-4	
Methylene Chloride	<0.23	ug/L	1.0	0.23	1		05/04/16 01:21	75-09-2	
Naphthalene	<2.5	ug/L	5.0	2.5	1		05/04/16 01:21	91-20-3	
Styrene	<0.50	ug/L	1.0	0.50	1		05/04/16 01:21	100-42-5	
Tetrachloroethene	1.9	ug/L	1.0	0.50	1		05/04/16 01:21	127-18-4	
Toluene	<0.50	ug/L	1.0	0.50	1		05/04/16 01:21	108-88-3	
Trichloroethene	0.74J	ug/L	1.0	0.33	1		05/04/16 01:21	79-01-6	
Trichlorofluoromethane	<0.18	ug/L	1.0	0.18	1		05/04/16 01:21	75-69-4	
Vinyl chloride	0.91J	ug/L	1.0	0.18	1		05/04/16 01:21	75-01-4	
Xylene (Total)	<1.5	ug/L	3.0	1.5	1		05/04/16 01:21	1330-20-7	
cis-1,2-Dichloroethene	3.8	ug/L	1.0	0.26	1		05/04/16 01:21	156-59-2	
cis-1,3-Dichloropropene	<0.50	ug/L	1.0	0.50	1		05/04/16 01:21	10061-01-5	
n-Butylbenzene	<0.50	ug/L	1.0	0.50	1		05/04/16 01:21	104-51-8	
n-Propylbenzene	<0.50	ug/L	1.0	0.50	1		05/04/16 01:21	103-65-1	
p-Isopropyltoluene	<0.50	ug/L	1.0	0.50	1		05/04/16 01:21	99-87-6	
sec-Butylbenzene	<2.2	ug/L	5.0	2.2	1		05/04/16 01:21	135-98-8	
tert-Butylbenzene	<0.18	ug/L	1.0	0.18	1		05/04/16 01:21	98-06-6	
trans-1,2-Dichloroethene	<0.26	ug/L	1.0	0.26	1		05/04/16 01:21	156-60-5	
trans-1,3-Dichloropropene	<0.23	ug/L	1.0	0.23	1		05/04/16 01:21	10061-02-6	
<b>Surrogates</b>									
4-Bromofluorobenzene (S)	96	%	70-130		1		05/04/16 01:21	460-00-4	
Dibromofluoromethane (S)	111	%	70-130		1		05/04/16 01:21	1868-53-7	
Toluene-d8 (S)	102	%	70-130		1		05/04/16 01:21	2037-26-5	

### REPORT OF LABORATORY ANALYSIS

This report shall not be reproduced, except in full,  
without the written consent of Pace Analytical Services, Inc..

### ANALYTICAL RESULTS

Project: 25211374.50 NORTHGATE PLAZA

Pace Project No.: 40131499

<b>Sample: PZ-5</b>									
<b>Lab ID: 40131499017</b>									
Collected: 04/26/16 09:30 Received: 04/28/16 07:40 Matrix: Water									
Parameters	Results	Units	LOQ	LOD	DF	Prepared	Analyzed	CAS No.	Qual
<b>300.0 IC Anions 28 Days,Diss</b>									
Analytical Method: EPA 300.0									
Sulfate, Dissolved	<b>53.4</b>	mg/L	4.0	2.0	1		05/10/16 14:20	14808-79-8	
<b>310.2 Alkalinity, Dissolved</b>									
Analytical Method: EPA 310.2									
Alkalinity, Total as CaCO <sub>3</sub> , Dissolved	<b>478</b>	mg/L	40.0	17.3	2		05/09/16 09:52		
<b>350.1 Ammonia</b>									
Analytical Method: EPA 350.1									
Nitrogen, Ammonia	<b>&lt;0.25</b>	mg/L	0.50	0.25	1		05/04/16 17:00	7664-41-7	
<b>353.2 Nitrogen, NO<sub>2</sub>/NO<sub>3</sub> pres.</b>									
Analytical Method: EPA 353.2									
Nitrogen, NO <sub>2</sub> plus NO <sub>3</sub>	<b>0.29</b>	mg/L	0.25	0.095	1		05/10/16 08:52		
<b>5310C TOC</b>									
Analytical Method: SM 5310C									
Total Organic Carbon	<b>&lt;1.5</b>	mg/L	5.0	1.5	6		05/10/16 16:06	7440-44-0	D3

<b>Sample: MW-15</b>									
<b>Lab ID: 40131499018</b>									
Collected: 04/26/16 10:15 Received: 04/28/16 07:40 Matrix: Water									
Parameters	Results	Units	LOQ	LOD	DF	Prepared	Analyzed	CAS No.	Qual
<b>Methane, Ethane, Ethene GCV</b>									
Analytical Method: EPA 8015B Modified									
Ethane	<b>&lt;0.58</b>	ug/L	5.6	0.58	1		05/03/16 11:27	74-84-0	
Ethene	<b>&lt;0.52</b>	ug/L	5.0	0.52	1		05/03/16 11:27	74-85-1	
Methane	<b>&lt;1.4</b>	ug/L	2.8	1.4	1		05/03/16 11:27	74-82-8	
<b>6010 MET ICP, Dissolved</b>									
Analytical Method: EPA 6010									
Iron, Dissolved	<b>&lt;12.9</b>	ug/L	100	12.9	1		05/03/16 23:15	7439-89-6	
<b>8260 MSV</b>									
Analytical Method: EPA 8260									
1,1,1,2-Tetrachloroethane	<b>&lt;0.18</b>	ug/L	1.0	0.18	1		05/04/16 01:43	630-20-6	
1,1,1-Trichloroethane	<b>&lt;0.50</b>	ug/L	1.0	0.50	1		05/04/16 01:43	71-55-6	
1,1,2,2-Tetrachloroethane	<b>&lt;0.25</b>	ug/L	1.0	0.25	1		05/04/16 01:43	79-34-5	
1,1,2-Trichloroethane	<b>&lt;0.20</b>	ug/L	1.0	0.20	1		05/04/16 01:43	79-00-5	
1,1-Dichloroethane	<b>&lt;0.24</b>	ug/L	1.0	0.24	1		05/04/16 01:43	75-34-3	L3
1,1-Dichloroethene	<b>&lt;0.41</b>	ug/L	1.0	0.41	1		05/04/16 01:43	75-35-4	
1,1-Dichloropropene	<b>&lt;0.44</b>	ug/L	1.0	0.44	1		05/04/16 01:43	563-58-6	
1,2,3-Trichlorobenzene	<b>&lt;2.1</b>	ug/L	5.0	2.1	1		05/04/16 01:43	87-61-6	
1,2,3-Trichloropropane	<b>&lt;0.50</b>	ug/L	1.0	0.50	1		05/04/16 01:43	96-18-4	
1,2,4-Trichlorobenzene	<b>&lt;2.2</b>	ug/L	5.0	2.2	1		05/04/16 01:43	120-82-1	
1,2,4-Trimethylbenzene	<b>&lt;0.50</b>	ug/L	1.0	0.50	1		05/04/16 01:43	95-63-6	
1,2-Dibromo-3-chloropropane	<b>&lt;2.2</b>	ug/L	5.0	2.2	1		05/04/16 01:43	96-12-8	
1,2-Dibromoethane (EDB)	<b>&lt;0.18</b>	ug/L	1.0	0.18	1		05/04/16 01:43	106-93-4	
1,2-Dichlorobenzene	<b>&lt;0.50</b>	ug/L	1.0	0.50	1		05/04/16 01:43	95-50-1	
1,2-Dichloroethane	<b>&lt;0.17</b>	ug/L	1.0	0.17	1		05/04/16 01:43	107-06-2	

### REPORT OF LABORATORY ANALYSIS

This report shall not be reproduced, except in full,  
without the written consent of Pace Analytical Services, Inc..

## ANALYTICAL RESULTS

Project: 25211374.50 NORTHGATE PLAZA

Pace Project No.: 40131499

**Sample: MW-15**      **Lab ID: 40131499018**      Collected: 04/26/16 10:15      Received: 04/28/16 07:40      Matrix: Water

Parameters	Results	Units	LOQ	LOD	DF	Prepared	Analyzed	CAS No.	Qual
<b>8260 MSV</b> Analytical Method: EPA 8260									
1,2-Dichloropropane	<0.23	ug/L	1.0	0.23	1		05/04/16 01:43	78-87-5	
1,3,5-Trimethylbenzene	<0.50	ug/L	1.0	0.50	1		05/04/16 01:43	108-67-8	
1,3-Dichlorobenzene	<0.50	ug/L	1.0	0.50	1		05/04/16 01:43	541-73-1	
1,3-Dichloropropane	<0.50	ug/L	1.0	0.50	1		05/04/16 01:43	142-28-9	
1,4-Dichlorobenzene	<0.50	ug/L	1.0	0.50	1		05/04/16 01:43	106-46-7	
2,2-Dichloropropane	<0.48	ug/L	1.0	0.48	1		05/04/16 01:43	594-20-7	
2-Chlorotoluene	<0.50	ug/L	1.0	0.50	1		05/04/16 01:43	95-49-8	
4-Chlorotoluene	<0.21	ug/L	1.0	0.21	1		05/04/16 01:43	106-43-4	
Benzene	<0.50	ug/L	1.0	0.50	1		05/04/16 01:43	71-43-2	
Bromobenzene	<0.23	ug/L	1.0	0.23	1		05/04/16 01:43	108-86-1	
Bromochloromethane	<0.34	ug/L	1.0	0.34	1		05/04/16 01:43	74-97-5	
Bromodichloromethane	<0.50	ug/L	1.0	0.50	1		05/04/16 01:43	75-27-4	
Bromoform	<0.50	ug/L	1.0	0.50	1		05/04/16 01:43	75-25-2	
Bromomethane	<2.4	ug/L	5.0	2.4	1		05/04/16 01:43	74-83-9	
Carbon tetrachloride	<0.50	ug/L	1.0	0.50	1		05/04/16 01:43	56-23-5	
Chlorobenzene	<0.50	ug/L	1.0	0.50	1		05/04/16 01:43	108-90-7	
Chloroethane	<0.37	ug/L	1.0	0.37	1		05/04/16 01:43	75-00-3	
Chloroform	<2.5	ug/L	5.0	2.5	1		05/04/16 01:43	67-66-3	
Chloromethane	<0.50	ug/L	1.0	0.50	1		05/04/16 01:43	74-87-3	
Dibromochloromethane	<0.50	ug/L	1.0	0.50	1		05/04/16 01:43	124-48-1	
Dibromomethane	<0.43	ug/L	1.0	0.43	1		05/04/16 01:43	74-95-3	
Dichlorodifluoromethane	<0.22	ug/L	1.0	0.22	1		05/04/16 01:43	75-71-8	
Diisopropyl ether	<0.50	ug/L	1.0	0.50	1		05/04/16 01:43	108-20-3	
Ethylbenzene	<0.50	ug/L	1.0	0.50	1		05/04/16 01:43	100-41-4	
Hexachloro-1,3-butadiene	<2.1	ug/L	5.0	2.1	1		05/04/16 01:43	87-68-3	
Isopropylbenzene (Cumene)	<0.14	ug/L	1.0	0.14	1		05/04/16 01:43	98-82-8	
Methyl-tert-butyl ether	<0.17	ug/L	1.0	0.17	1		05/04/16 01:43	1634-04-4	
Methylene Chloride	<0.23	ug/L	1.0	0.23	1		05/04/16 01:43	75-09-2	
Naphthalene	<2.5	ug/L	5.0	2.5	1		05/04/16 01:43	91-20-3	
Styrene	<0.50	ug/L	1.0	0.50	1		05/04/16 01:43	100-42-5	
Tetrachloroethene	<0.50	ug/L	1.0	0.50	1		05/04/16 01:43	127-18-4	
Toluene	<0.50	ug/L	1.0	0.50	1		05/04/16 01:43	108-88-3	
Trichloroethene	<0.33	ug/L	1.0	0.33	1		05/04/16 01:43	79-01-6	
Trichlorofluoromethane	<0.18	ug/L	1.0	0.18	1		05/04/16 01:43	75-69-4	
Vinyl chloride	<0.18	ug/L	1.0	0.18	1		05/04/16 01:43	75-01-4	
Xylene (Total)	<1.5	ug/L	3.0	1.5	1		05/04/16 01:43	1330-20-7	
cis-1,2-Dichloroethene	<0.26	ug/L	1.0	0.26	1		05/04/16 01:43	156-59-2	
cis-1,3-Dichloropropene	<0.50	ug/L	1.0	0.50	1		05/04/16 01:43	10061-01-5	
n-Butylbenzene	<0.50	ug/L	1.0	0.50	1		05/04/16 01:43	104-51-8	
n-Propylbenzene	<0.50	ug/L	1.0	0.50	1		05/04/16 01:43	103-65-1	
p-Isopropyltoluene	<0.50	ug/L	1.0	0.50	1		05/04/16 01:43	99-87-6	
sec-Butylbenzene	<2.2	ug/L	5.0	2.2	1		05/04/16 01:43	135-98-8	
tert-Butylbenzene	<0.18	ug/L	1.0	0.18	1		05/04/16 01:43	98-06-6	
trans-1,2-Dichloroethene	<0.26	ug/L	1.0	0.26	1		05/04/16 01:43	156-60-5	
trans-1,3-Dichloropropene	<0.23	ug/L	1.0	0.23	1		05/04/16 01:43	10061-02-6	

### REPORT OF LABORATORY ANALYSIS

This report shall not be reproduced, except in full,  
without the written consent of Pace Analytical Services, Inc..

### ANALYTICAL RESULTS

Project: 25211374.50 NORTHGATE PLAZA

Pace Project No.: 40131499

**Sample: MW-15**      **Lab ID: 40131499018**      Collected: 04/26/16 10:15      Received: 04/28/16 07:40      Matrix: Water

Parameters	Results	Units	LOQ	LOD	DF	Prepared	Analyzed	CAS No.	Qual
<b>8260 MSV</b> Analytical Method: EPA 8260									
<b>Surrogates</b>									
4-Bromofluorobenzene (S)	99	%	70-130		1		05/04/16 01:43	460-00-4	pH
Dibromofluoromethane (S)	114	%	70-130		1		05/04/16 01:43	1868-53-7	
Toluene-d8 (S)	101	%	70-130		1		05/04/16 01:43	2037-26-5	
<b>300.0 IC Anions 28 Days, Diss</b> Analytical Method: EPA 300.0									
Sulfate, Dissolved	<b>59.6</b>	mg/L	20.0	10.0	5		05/10/16 23:43	14808-79-8	
<b>310.2 Alkalinity, Dissolved</b> Analytical Method: EPA 310.2									
Alkalinity, Total as CaCO <sub>3</sub> , Dissolved	<b>605</b>	mg/L	40.0	17.3	2		05/09/16 09:54		
<b>350.1 Ammonia</b> Analytical Method: EPA 350.1									
Nitrogen, Ammonia	<b>&lt;0.25</b>	mg/L	0.50	0.25	1		05/04/16 17:01	7664-41-7	
<b>353.2 Nitrogen, NO<sub>2</sub>/NO<sub>3</sub> pres.</b> Analytical Method: EPA 353.2									
Nitrogen, NO <sub>2</sub> plus NO <sub>3</sub>	<b>17.2</b>	mg/L	1.2	0.48	5		05/10/16 10:39		
<b>5310C TOC</b> Analytical Method: SM 5310C									
Total Organic Carbon	<b>5.0J</b>	mg/L	5.0	1.5	6		05/10/16 16:25	7440-44-0	D3

**Sample: MW-7**      **Lab ID: 40131499019**      Collected: 04/26/16 11:30      Received: 04/28/16 07:40      Matrix: Water

Parameters	Results	Units	LOQ	LOD	DF	Prepared	Analyzed	CAS No.	Qual
<b>Methane, Ethane, Ethene GCV</b> Analytical Method: EPA 8015B Modified									
Ethane	<b>&lt;0.58</b>	ug/L	5.6	0.58	1		05/03/16 11:34	74-84-0	
Ethene	<b>&lt;0.52</b>	ug/L	5.0	0.52	1		05/03/16 11:34	74-85-1	
Methane	<b>&lt;1.4</b>	ug/L	2.8	1.4	1		05/03/16 11:34	74-82-8	
<b>6010 MET ICP, Dissolved</b> Analytical Method: EPA 6010									
Iron, Dissolved	<b>&lt;12.9</b>	ug/L	100	12.9	1		05/03/16 23:17	7439-89-6	
<b>8260 MSV</b> Analytical Method: EPA 8260									
1,1,1,2-Tetrachloroethane	<b>&lt;0.90</b>	ug/L	5.0	0.90	5		05/04/16 02:27	630-20-6	
1,1,1-Trichloroethane	<b>&lt;2.5</b>	ug/L	5.0	2.5	5		05/04/16 02:27	71-55-6	
1,1,2,2-Tetrachloroethane	<b>&lt;1.2</b>	ug/L	5.0	1.2	5		05/04/16 02:27	79-34-5	
1,1,2-Trichloroethane	<b>&lt;0.99</b>	ug/L	5.0	0.99	5		05/04/16 02:27	79-00-5	
1,1-Dichloroethane	<b>&lt;1.2</b>	ug/L	5.0	1.2	5		05/04/16 02:27	75-34-3	L3
1,1-Dichloroethene	<b>&lt;2.1</b>	ug/L	5.0	2.1	5		05/04/16 02:27	75-35-4	
1,1-Dichloropropene	<b>&lt;2.2</b>	ug/L	5.0	2.2	5		05/04/16 02:27	563-58-6	
1,2,3-Trichlorobenzene	<b>&lt;10.7</b>	ug/L	25.0	10.7	5		05/04/16 02:27	87-61-6	
1,2,3-Trichloropropane	<b>&lt;2.5</b>	ug/L	5.0	2.5	5		05/04/16 02:27	96-18-4	

### REPORT OF LABORATORY ANALYSIS

This report shall not be reproduced, except in full,  
without the written consent of Pace Analytical Services, Inc..

## ANALYTICAL RESULTS

Project: 25211374.50 NORTHGATE PLAZA

Pace Project No.: 40131499

**Sample: MW-7**      **Lab ID: 40131499019**      Collected: 04/26/16 11:30      Received: 04/28/16 07:40      Matrix: Water

Parameters	Results	Units	LOQ	LOD	DF	Prepared	Analyzed	CAS No.	Qual
<b>8260 MSV</b> Analytical Method: EPA 8260									
1,2,4-Trichlorobenzene	<11.0	ug/L	25.0	11.0	5		05/04/16 02:27	120-82-1	
1,2,4-Trimethylbenzene	<2.5	ug/L	5.0	2.5	5		05/04/16 02:27	95-63-6	
1,2-Dibromo-3-chloropropane	<10.8	ug/L	25.0	10.8	5		05/04/16 02:27	96-12-8	
1,2-Dibromoethane (EDB)	<0.89	ug/L	5.0	0.89	5		05/04/16 02:27	106-93-4	
1,2-Dichlorobenzene	<2.5	ug/L	5.0	2.5	5		05/04/16 02:27	95-50-1	
1,2-Dichloroethane	<0.84	ug/L	5.0	0.84	5		05/04/16 02:27	107-06-2	
1,2-Dichloropropane	<1.2	ug/L	5.0	1.2	5		05/04/16 02:27	78-87-5	
1,3,5-Trimethylbenzene	<2.5	ug/L	5.0	2.5	5		05/04/16 02:27	108-67-8	
1,3-Dichlorobenzene	<2.5	ug/L	5.0	2.5	5		05/04/16 02:27	541-73-1	
1,3-Dichloropropane	<2.5	ug/L	5.0	2.5	5		05/04/16 02:27	142-28-9	
1,4-Dichlorobenzene	<2.5	ug/L	5.0	2.5	5		05/04/16 02:27	106-46-7	
2,2-Dichloropropane	<2.4	ug/L	5.0	2.4	5		05/04/16 02:27	594-20-7	
2-Chlorotoluene	<2.5	ug/L	5.0	2.5	5		05/04/16 02:27	95-49-8	
4-Chlorotoluene	<1.1	ug/L	5.0	1.1	5		05/04/16 02:27	106-43-4	
Benzene	<2.5	ug/L	5.0	2.5	5		05/04/16 02:27	71-43-2	
Bromobenzene	<1.2	ug/L	5.0	1.2	5		05/04/16 02:27	108-86-1	
Bromochloromethane	<1.7	ug/L	5.0	1.7	5		05/04/16 02:27	74-97-5	
Bromodichloromethane	<2.5	ug/L	5.0	2.5	5		05/04/16 02:27	75-27-4	
Bromoform	<2.5	ug/L	5.0	2.5	5		05/04/16 02:27	75-25-2	
Bromomethane	<12.2	ug/L	25.0	12.2	5		05/04/16 02:27	74-83-9	
Carbon tetrachloride	<2.5	ug/L	5.0	2.5	5		05/04/16 02:27	56-23-5	
Chlorobenzene	<2.5	ug/L	5.0	2.5	5		05/04/16 02:27	108-90-7	
Chloroethane	<1.9	ug/L	5.0	1.9	5		05/04/16 02:27	75-00-3	
Chloroform	<12.5	ug/L	25.0	12.5	5		05/04/16 02:27	67-66-3	
Chloromethane	<2.5	ug/L	5.0	2.5	5		05/04/16 02:27	74-87-3	
Dibromochloromethane	<2.5	ug/L	5.0	2.5	5		05/04/16 02:27	124-48-1	
Dibromomethane	<2.1	ug/L	5.0	2.1	5		05/04/16 02:27	74-95-3	
Dichlorodifluoromethane	<1.1	ug/L	5.0	1.1	5		05/04/16 02:27	75-71-8	
Diisopropyl ether	<2.5	ug/L	5.0	2.5	5		05/04/16 02:27	108-20-3	
Ethylbenzene	<2.5	ug/L	5.0	2.5	5		05/04/16 02:27	100-41-4	
Hexachloro-1,3-butadiene	<10.5	ug/L	25.0	10.5	5		05/04/16 02:27	87-68-3	
Isopropylbenzene (Cumene)	<0.72	ug/L	5.0	0.72	5		05/04/16 02:27	98-82-8	
Methyl-tert-butyl ether	<0.87	ug/L	5.0	0.87	5		05/04/16 02:27	1634-04-4	
Methylene Chloride	<1.2	ug/L	5.0	1.2	5		05/04/16 02:27	75-09-2	
Naphthalene	<12.5	ug/L	25.0	12.5	5		05/04/16 02:27	91-20-3	
Styrene	<2.5	ug/L	5.0	2.5	5		05/04/16 02:27	100-42-5	
Tetrachloroethene	400	ug/L	5.0	2.5	5		05/04/16 02:27	127-18-4	
Toluene	<2.5	ug/L	5.0	2.5	5		05/04/16 02:27	108-88-3	
Trichloroethene	6.8	ug/L	5.0	1.7	5		05/04/16 02:27	79-01-6	
Trichlorofluoromethane	<0.92	ug/L	5.0	0.92	5		05/04/16 02:27	75-69-4	
Vinyl chloride	<0.88	ug/L	5.0	0.88	5		05/04/16 02:27	75-01-4	
Xylene (Total)	<7.5	ug/L	15.0	7.5	5		05/04/16 02:27	1330-20-7	
cis-1,2-Dichloroethene	<1.3	ug/L	5.0	1.3	5		05/04/16 02:27	156-59-2	
cis-1,3-Dichloropropene	<2.5	ug/L	5.0	2.5	5		05/04/16 02:27	10061-01-5	
n-Butylbenzene	<2.5	ug/L	5.0	2.5	5		05/04/16 02:27	104-51-8	
n-Propylbenzene	<2.5	ug/L	5.0	2.5	5		05/04/16 02:27	103-65-1	

### REPORT OF LABORATORY ANALYSIS

This report shall not be reproduced, except in full,  
without the written consent of Pace Analytical Services, Inc..



### ANALYTICAL RESULTS

Project: 25211374.50 NORTHGATE PLAZA

Pace Project No.: 40131499

**Sample: MW-7**      **Lab ID: 40131499019**      Collected: 04/26/16 11:30      Received: 04/28/16 07:40      Matrix: Water

Parameters	Results	Units	LOQ	LOD	DF	Prepared	Analyzed	CAS No.	Qual
<b>8260 MSV</b> Analytical Method: EPA 8260									
p-Isopropyltoluene	<2.5	ug/L	5.0	2.5	5		05/04/16 02:27	99-87-6	
sec-Butylbenzene	<10.9	ug/L	25.0	10.9	5		05/04/16 02:27	135-98-8	
tert-Butylbenzene	<0.90	ug/L	5.0	0.90	5		05/04/16 02:27	98-06-6	
trans-1,2-Dichloroethene	<1.3	ug/L	5.0	1.3	5		05/04/16 02:27	156-60-5	
trans-1,3-Dichloropropene	<1.1	ug/L	5.0	1.1	5		05/04/16 02:27	10061-02-6	
<b>Surrogates</b>									
4-Bromofluorobenzene (S)	97	%	70-130		5		05/04/16 02:27	460-00-4	
Dibromofluoromethane (S)	115	%	70-130		5		05/04/16 02:27	1868-53-7	
Toluene-d8 (S)	100	%	70-130		5		05/04/16 02:27	2037-26-5	
<b>300.0 IC Anions 28 Days, Diss</b> Analytical Method: EPA 300.0									
Sulfate, Dissolved	116	mg/L	40.0	20.0	10		05/10/16 23:54	14808-79-8	
<b>310.2 Alkalinity, Dissolved</b> Analytical Method: EPA 310.2									
Alkalinity, Total as CaCO <sub>3</sub> , Dissolved	412	mg/L	40.0	17.3	2		05/09/16 09:55		
<b>350.1 Ammonia</b> Analytical Method: EPA 350.1									
Nitrogen, Ammonia	<0.25	mg/L	0.50	0.25	1		05/04/16 17:04	7664-41-7	
<b>353.2 Nitrogen, NO<sub>2</sub>/NO<sub>3</sub> pres.</b> Analytical Method: EPA 353.2									
Nitrogen, NO <sub>2</sub> plus NO <sub>3</sub>	4.0	mg/L	0.25	0.095	1		05/10/16 08:56		
<b>5310C TOC</b> Analytical Method: SM 5310C									
Total Organic Carbon	<1.5	mg/L	5.0	1.5	6		05/10/16 17:02	7440-44-0	D3

**Sample: PZ-7**      **Lab ID: 40131499020**      Collected: 04/26/16 12:30      Received: 04/28/16 07:40      Matrix: Water

Parameters	Results	Units	LOQ	LOD	DF	Prepared	Analyzed	CAS No.	Qual
<b>Methane, Ethane, Ethene GCV</b> Analytical Method: EPA 8015B Modified									
Ethane	<0.58	ug/L	5.6	0.58	1		05/03/16 11:41	74-84-0	
Ethene	<0.52	ug/L	5.0	0.52	1		05/03/16 11:41	74-85-1	
Methane	<1.4	ug/L	2.8	1.4	1		05/03/16 11:41	74-82-8	
<b>6010 MET ICP, Dissolved</b> Analytical Method: EPA 6010									
Iron, Dissolved	<12.9	ug/L	100	12.9	1		05/03/16 23:20	7439-89-6	
<b>8260 MSV</b> Analytical Method: EPA 8260									
1,1,1,2-Tetrachloroethane	<0.18	ug/L	1.0	0.18	1		05/05/16 16:06	630-20-6	
1,1,1-Trichloroethane	<0.50	ug/L	1.0	0.50	1		05/05/16 16:06	71-55-6	
1,1,2,2-Tetrachloroethane	<0.25	ug/L	1.0	0.25	1		05/05/16 16:06	79-34-5	
1,1,2-Trichloroethane	<0.20	ug/L	1.0	0.20	1		05/05/16 16:06	79-00-5	

### REPORT OF LABORATORY ANALYSIS

This report shall not be reproduced, except in full,  
without the written consent of Pace Analytical Services, Inc..

## ANALYTICAL RESULTS

Project: 25211374.50 NORTHGATE PLAZA

Project No.: 40131499

Sample: **PZ-7** Lab ID: **40131499020** Collected: 04/26/16 12:30 Received: 04/28/16 07:40 Matrix: Water

Parameters	Results	Units	LOQ	LOD	DF	Prepared	Analyzed	CAS No.	Qual
<b>8260 MSV</b>		Analytical Method: EPA 8260							
1,1-Dichloroethane	<0.24	ug/L	1.0	0.24	1		05/05/16 16:06	75-34-3	
1,1-Dichloroethene	<0.41	ug/L	1.0	0.41	1		05/05/16 16:06	75-35-4	
1,1-Dichloropropene	<0.44	ug/L	1.0	0.44	1		05/05/16 16:06	563-58-6	
1,2,3-Trichlorobenzene	<2.1	ug/L	5.0	2.1	1		05/05/16 16:06	87-61-6	
1,2,3-Trichloropropane	<0.50	ug/L	1.0	0.50	1		05/05/16 16:06	96-18-4	
1,2,4-Trichlorobenzene	<2.2	ug/L	5.0	2.2	1		05/05/16 16:06	120-82-1	
1,2,4-Trimethylbenzene	<0.50	ug/L	1.0	0.50	1		05/05/16 16:06	95-63-6	
1,2-Dibromo-3-chloropropane	<2.2	ug/L	5.0	2.2	1		05/05/16 16:06	96-12-8	
1,2-Dibromoethane (EDB)	<0.18	ug/L	1.0	0.18	1		05/05/16 16:06	106-93-4	
1,2-Dichlorobenzene	<0.50	ug/L	1.0	0.50	1		05/05/16 16:06	95-50-1	
1,2-Dichloroethane	<0.17	ug/L	1.0	0.17	1		05/05/16 16:06	107-06-2	
1,2-Dichloropropane	<0.23	ug/L	1.0	0.23	1		05/05/16 16:06	78-87-5	
1,3,5-Trimethylbenzene	<0.50	ug/L	1.0	0.50	1		05/05/16 16:06	108-67-8	
1,3-Dichlorobenzene	<0.50	ug/L	1.0	0.50	1		05/05/16 16:06	541-73-1	
1,3-Dichloropropane	<0.50	ug/L	1.0	0.50	1		05/05/16 16:06	142-28-9	
1,4-Dichlorobenzene	<0.50	ug/L	1.0	0.50	1		05/05/16 16:06	106-46-7	
2,2-Dichloropropane	<0.48	ug/L	1.0	0.48	1		05/05/16 16:06	594-20-7	
2-Chlorotoluene	<0.50	ug/L	1.0	0.50	1		05/05/16 16:06	95-49-8	
4-Chlorotoluene	<0.21	ug/L	1.0	0.21	1		05/05/16 16:06	106-43-4	
Benzene	<0.50	ug/L	1.0	0.50	1		05/05/16 16:06	71-43-2	
Bromobenzene	<0.23	ug/L	1.0	0.23	1		05/05/16 16:06	108-86-1	
Bromochloromethane	<0.34	ug/L	1.0	0.34	1		05/05/16 16:06	74-97-5	
Bromodichloromethane	<0.50	ug/L	1.0	0.50	1		05/05/16 16:06	75-27-4	
Bromoform	<0.50	ug/L	1.0	0.50	1		05/05/16 16:06	75-25-2	
Bromomethane	<2.4	ug/L	5.0	2.4	1		05/05/16 16:06	74-83-9	
Carbon tetrachloride	<0.50	ug/L	1.0	0.50	1		05/05/16 16:06	56-23-5	
Chlorobenzene	<0.50	ug/L	1.0	0.50	1		05/05/16 16:06	108-90-7	
Chloroethane	<0.37	ug/L	1.0	0.37	1		05/05/16 16:06	75-00-3	
Chloroform	<2.5	ug/L	5.0	2.5	1		05/05/16 16:06	67-66-3	
Chloromethane	<0.50	ug/L	1.0	0.50	1		05/05/16 16:06	74-87-3	
Dibromochloromethane	<0.50	ug/L	1.0	0.50	1		05/05/16 16:06	124-48-1	
Dibromomethane	<0.43	ug/L	1.0	0.43	1		05/05/16 16:06	74-95-3	
Dichlorodifluoromethane	<0.22	ug/L	1.0	0.22	1		05/05/16 16:06	75-71-8	
Diisopropyl ether	<0.50	ug/L	1.0	0.50	1		05/05/16 16:06	108-20-3	
Ethylbenzene	<0.50	ug/L	1.0	0.50	1		05/05/16 16:06	100-41-4	
Hexachloro-1,3-butadiene	<2.1	ug/L	5.0	2.1	1		05/05/16 16:06	87-68-3	
Isopropylbenzene (Cumene)	<0.14	ug/L	1.0	0.14	1		05/05/16 16:06	98-82-8	
Methyl-tert-butyl ether	<0.17	ug/L	1.0	0.17	1		05/05/16 16:06	1634-04-4	
Methylene Chloride	<0.23	ug/L	1.0	0.23	1		05/05/16 16:06	75-09-2	
Naphthalene	<2.5	ug/L	5.0	2.5	1		05/05/16 16:06	91-20-3	
Styrene	<0.50	ug/L	1.0	0.50	1		05/05/16 16:06	100-42-5	
Tetrachloroethene	86.3	ug/L	1.0	0.50	1		05/05/16 16:06	127-18-4	
Toluene	<0.50	ug/L	1.0	0.50	1		05/05/16 16:06	108-88-3	
Trichloroethene	4.1	ug/L	1.0	0.33	1		05/05/16 16:06	79-01-6	
Trichlorofluoromethane	<0.18	ug/L	1.0	0.18	1		05/05/16 16:06	75-69-4	
Vinyl chloride	<0.18	ug/L	1.0	0.18	1		05/05/16 16:06	75-01-4	

### REPORT OF LABORATORY ANALYSIS

This report shall not be reproduced, except in full,  
without the written consent of Pace Analytical Services, Inc..

### ANALYTICAL RESULTS

Project: 25211374.50 NORTHGATE PLAZA

Pace Project No.: 40131499

**Sample: PZ-7**      **Lab ID: 40131499020**      Collected: 04/26/16 12:30      Received: 04/28/16 07:40      Matrix: Water

Parameters	Results	Units	LOQ	LOD	DF	Prepared	Analyzed	CAS No.	Qual
<b>8260 MSV</b> Analytical Method: EPA 8260									
Xylene (Total)	<1.5	ug/L	3.0	1.5	1		05/05/16 16:06	1330-20-7	
cis-1,2-Dichloroethene	6.2	ug/L	1.0	0.26	1		05/05/16 16:06	156-59-2	
cis-1,3-Dichloropropene	<0.50	ug/L	1.0	0.50	1		05/05/16 16:06	10061-01-5	
n-Butylbenzene	<0.50	ug/L	1.0	0.50	1		05/05/16 16:06	104-51-8	
n-Propylbenzene	<0.50	ug/L	1.0	0.50	1		05/05/16 16:06	103-65-1	
p-Isopropyltoluene	<0.50	ug/L	1.0	0.50	1		05/05/16 16:06	99-87-6	
sec-Butylbenzene	<2.2	ug/L	5.0	2.2	1		05/05/16 16:06	135-98-8	
tert-Butylbenzene	<0.18	ug/L	1.0	0.18	1		05/05/16 16:06	98-06-6	
trans-1,2-Dichloroethene	<0.26	ug/L	1.0	0.26	1		05/05/16 16:06	156-60-5	
trans-1,3-Dichloropropene	<0.23	ug/L	1.0	0.23	1		05/05/16 16:06	10061-02-6	
<b>Surrogates</b>									
4-Bromofluorobenzene (S)	84	%	70-130		1		05/05/16 16:06	460-00-4	
Dibromofluoromethane (S)	116	%	70-130		1		05/05/16 16:06	1868-53-7	
Toluene-d8 (S)	94	%	70-130		1		05/05/16 16:06	2037-26-5	
<b>300.0 IC Anions 28 Days,Diss</b> Analytical Method: EPA 300.0									
Sulfate, Dissolved	120	mg/L	40.0	20.0	10		05/11/16 00:27	14808-79-8	
<b>310.2 Alkalinity, Dissolved</b> Analytical Method: EPA 310.2									
Alkalinity, Total as CaCO <sub>3</sub> , Dissolved	357	mg/L	40.0	17.3	2		05/09/16 09:56		
<b>350.1 Ammonia</b> Analytical Method: EPA 350.1									
Nitrogen, Ammonia	<0.25	mg/L	0.50	0.25	1		05/04/16 17:04	7664-41-7	
<b>353.2 Nitrogen, NO<sub>2</sub>/NO<sub>3</sub> pres.</b> Analytical Method: EPA 353.2									
Nitrogen, NO <sub>2</sub> plus NO <sub>3</sub>	1.6	mg/L	0.25	0.095	1		05/10/16 08:57		
<b>5310C TOC</b> Analytical Method: SM 5310C									
Total Organic Carbon	<1.5	mg/L	5.0	1.5	6		05/10/16 17:21	7440-44-0	D3

**Sample: MW-4**      **Lab ID: 40131499021**      Collected: 04/26/16 13:00      Received: 04/28/16 07:40      Matrix: Water

Parameters	Results	Units	LOQ	LOD	DF	Prepared	Analyzed	CAS No.	Qual
<b>Methane, Ethane, Ethene GCV</b> Analytical Method: EPA 8015B Modified									
Ethane	<0.58	ug/L	5.6	0.58	1		05/03/16 11:48	74-84-0	
Ethene	30.5	ug/L	5.0	0.52	1		05/03/16 11:48	74-85-1	
Methane	8510	ug/L	140	68.5	50		05/03/16 13:29	74-82-8	
<b>6010 MET ICP, Dissolved</b> Analytical Method: EPA 6010									
Iron, Dissolved	83000	ug/L	100	12.9	1		05/03/16 23:22	7439-89-6	

### REPORT OF LABORATORY ANALYSIS

This report shall not be reproduced, except in full,  
without the written consent of Pace Analytical Services, Inc..

## ANALYTICAL RESULTS

Project: 25211374.50 NORTHGATE PLAZA

Pace Project No.: 40131499

**Sample: MW-4**      **Lab ID: 40131499021**      Collected: 04/26/16 13:00      Received: 04/28/16 07:40      Matrix: Water

Parameters	Results	Units	LOQ	LOD	DF	Prepared	Analyzed	CAS No.	Qual
<b>8260 MSV</b> Analytical Method: EPA 8260									
1,1,1,2-Tetrachloroethane	<0.45	ug/L	2.5	0.45	2.5		05/03/16 07:59	630-20-6	
1,1,1-Trichloroethane	<1.2	ug/L	2.5	1.2	2.5		05/03/16 07:59	71-55-6	
1,1,2,2-Tetrachloroethane	<0.62	ug/L	2.5	0.62	2.5		05/03/16 07:59	79-34-5	
1,1,2-Trichloroethane	<0.49	ug/L	2.5	0.49	2.5		05/03/16 07:59	79-00-5	
1,1-Dichloroethane	<0.60	ug/L	2.5	0.60	2.5		05/03/16 07:59	75-34-3	
1,1-Dichloroethene	<1.0	ug/L	2.5	1.0	2.5		05/03/16 07:59	75-35-4	
1,1-Dichloropropene	<1.1	ug/L	2.5	1.1	2.5		05/03/16 07:59	563-58-6	
1,2,3-Trichlorobenzene	<5.3	ug/L	12.5	5.3	2.5		05/03/16 07:59	87-61-6	
1,2,3-Trichloropropane	<1.2	ug/L	2.5	1.2	2.5		05/03/16 07:59	96-18-4	
1,2,4-Trichlorobenzene	<5.5	ug/L	12.5	5.5	2.5		05/03/16 07:59	120-82-1	
1,2,4-Trimethylbenzene	<1.2	ug/L	2.5	1.2	2.5		05/03/16 07:59	95-63-6	
1,2-Dibromo-3-chloropropane	<5.4	ug/L	12.5	5.4	2.5		05/03/16 07:59	96-12-8	
1,2-Dibromoethane (EDB)	<0.44	ug/L	2.5	0.44	2.5		05/03/16 07:59	106-93-4	
1,2-Dichlorobenzene	1.8J	ug/L	2.5	1.2	2.5		05/03/16 07:59	95-50-1	
1,2-Dichloroethane	<0.42	ug/L	2.5	0.42	2.5		05/03/16 07:59	107-06-2	
1,2-Dichloropropane	<0.58	ug/L	2.5	0.58	2.5		05/03/16 07:59	78-87-5	
1,3,5-Trimethylbenzene	<1.2	ug/L	2.5	1.2	2.5		05/03/16 07:59	108-67-8	
1,3-Dichlorobenzene	<1.2	ug/L	2.5	1.2	2.5		05/03/16 07:59	541-73-1	
1,3-Dichloropropane	<1.2	ug/L	2.5	1.2	2.5		05/03/16 07:59	142-28-9	
1,4-Dichlorobenzene	<1.2	ug/L	2.5	1.2	2.5		05/03/16 07:59	106-46-7	
2,2-Dichloropropane	<1.2	ug/L	2.5	1.2	2.5		05/03/16 07:59	594-20-7	
2-Chlorotoluene	<1.2	ug/L	2.5	1.2	2.5		05/03/16 07:59	95-49-8	
4-Chlorotoluene	<0.53	ug/L	2.5	0.53	2.5		05/03/16 07:59	106-43-4	
Benzene	<1.2	ug/L	2.5	1.2	2.5		05/03/16 07:59	71-43-2	
Bromobenzene	<0.58	ug/L	2.5	0.58	2.5		05/03/16 07:59	108-86-1	
Bromochloromethane	<0.85	ug/L	2.5	0.85	2.5		05/03/16 07:59	74-97-5	
Bromodichloromethane	<1.2	ug/L	2.5	1.2	2.5		05/03/16 07:59	75-27-4	
Bromoform	<1.2	ug/L	2.5	1.2	2.5		05/03/16 07:59	75-25-2	
Bromomethane	<6.1	ug/L	12.5	6.1	2.5		05/03/16 07:59	74-83-9	
Carbon tetrachloride	<1.2	ug/L	2.5	1.2	2.5		05/03/16 07:59	56-23-5	
Chlorobenzene	<1.2	ug/L	2.5	1.2	2.5		05/03/16 07:59	108-90-7	
Chloroethane	4.6	ug/L	2.5	0.94	2.5		05/03/16 07:59	75-00-3	
Chloroform	<6.2	ug/L	12.5	6.2	2.5		05/03/16 07:59	67-66-3	
Chloromethane	<1.2	ug/L	2.5	1.2	2.5		05/03/16 07:59	74-87-3	
Dibromochloromethane	<1.2	ug/L	2.5	1.2	2.5		05/03/16 07:59	124-48-1	
Dibromomethane	<1.1	ug/L	2.5	1.1	2.5		05/03/16 07:59	74-95-3	
Dichlorodifluoromethane	<0.56	ug/L	2.5	0.56	2.5		05/03/16 07:59	75-71-8	
Diisopropyl ether	<1.2	ug/L	2.5	1.2	2.5		05/03/16 07:59	108-20-3	
Ethylbenzene	<1.2	ug/L	2.5	1.2	2.5		05/03/16 07:59	100-41-4	
Hexachloro-1,3-butadiene	<5.3	ug/L	12.5	5.3	2.5		05/03/16 07:59	87-68-3	
Isopropylbenzene (Cumene)	<0.36	ug/L	2.5	0.36	2.5		05/03/16 07:59	98-82-8	
Methyl-tert-butyl ether	<0.44	ug/L	2.5	0.44	2.5		05/03/16 07:59	1634-04-4	
Methylene Chloride	<0.58	ug/L	2.5	0.58	2.5		05/03/16 07:59	75-09-2	
Naphthalene	<6.2	ug/L	12.5	6.2	2.5		05/03/16 07:59	91-20-3	
Styrene	<1.2	ug/L	2.5	1.2	2.5		05/03/16 07:59	100-42-5	
Tetrachloroethene	<1.2	ug/L	2.5	1.2	2.5		05/03/16 07:59	127-18-4	

### REPORT OF LABORATORY ANALYSIS

This report shall not be reproduced, except in full,  
without the written consent of Pace Analytical Services, Inc..

### ANALYTICAL RESULTS

Project: 25211374.50 NORTHGATE PLAZA

Pace Project No.: 40131499

**Sample: MW-4**      **Lab ID: 40131499021**      Collected: 04/26/16 13:00      Received: 04/28/16 07:40      Matrix: Water

Parameters	Results	Units	LOQ	LOD	DF	Prepared	Analyzed	CAS No.	Qual
<b>8260 MSV</b> Analytical Method: EPA 8260									
Toluene	<1.2	ug/L	2.5	1.2	2.5		05/03/16 07:59	108-88-3	
Trichloroethene	<0.83	ug/L	2.5	0.83	2.5		05/03/16 07:59	79-01-6	
Trichlorofluoromethane	<0.46	ug/L	2.5	0.46	2.5		05/03/16 07:59	75-69-4	
Vinyl chloride	340	ug/L	2.5	0.44	2.5		05/03/16 07:59	75-01-4	
Xylene (Total)	<3.8	ug/L	7.5	3.8	2.5		05/03/16 07:59	1330-20-7	
cis-1,2-Dichloroethene	5.7	ug/L	2.5	0.64	2.5		05/03/16 07:59	156-59-2	
cis-1,3-Dichloropropene	<1.2	ug/L	2.5	1.2	2.5		05/03/16 07:59	10061-01-5	
n-Butylbenzene	<1.2	ug/L	2.5	1.2	2.5		05/03/16 07:59	104-51-8	
n-Propylbenzene	<1.2	ug/L	2.5	1.2	2.5		05/03/16 07:59	103-65-1	
p-Isopropyltoluene	<1.2	ug/L	2.5	1.2	2.5		05/03/16 07:59	99-87-6	
sec-Butylbenzene	<5.5	ug/L	12.5	5.5	2.5		05/03/16 07:59	135-98-8	
tert-Butylbenzene	<0.45	ug/L	2.5	0.45	2.5		05/03/16 07:59	98-06-6	
trans-1,2-Dichloroethene	5.1	ug/L	2.5	0.64	2.5		05/03/16 07:59	156-60-5	
trans-1,3-Dichloropropene	<0.57	ug/L	2.5	0.57	2.5		05/03/16 07:59	10061-02-6	
<b>Surrogates</b>									
4-Bromofluorobenzene (S)	86	%	70-130		2.5		05/03/16 07:59	460-00-4	
Dibromofluoromethane (S)	121	%	70-130		2.5		05/03/16 07:59	1868-53-7	
Toluene-d8 (S)	84	%	70-130		2.5		05/03/16 07:59	2037-26-5	
<b>300.0 IC Anions 28 Days,Diss</b> Analytical Method: EPA 300.0									
Sulfate, Dissolved	17.3J	mg/L	20.0	10.0	5		05/10/16 15:48	14808-79-8	D3
<b>310.2 Alkalinity, Dissolved</b> Analytical Method: EPA 310.2									
Alkalinity, Total as CaCO <sub>3</sub> , Dissolved	795	mg/L	100	43.2	5		05/09/16 09:56		
<b>350.1 Ammonia</b> Analytical Method: EPA 350.1									
Nitrogen, Ammonia	37.4	mg/L	2.5	1.2	5		05/04/16 17:21	7664-41-7	
<b>353.2 Nitrogen, NO<sub>2</sub>/NO<sub>3</sub> pres.</b> Analytical Method: EPA 353.2									
Nitrogen, NO <sub>2</sub> plus NO <sub>3</sub>	<0.095	mg/L	0.25	0.095	1		05/10/16 08:59		
<b>5310C TOC</b> Analytical Method: SM 5310C									
Total Organic Carbon	<1.5	mg/L	5.0	1.5	6		05/10/16 17:40	7440-44-0	D3

**Sample: PZ-4**      **Lab ID: 40131499022**      Collected: 04/26/16 14:00      Received: 04/28/16 07:40      Matrix: Water

Parameters	Results	Units	LOQ	LOD	DF	Prepared	Analyzed	CAS No.	Qual
<b>Methane, Ethane, Ethene GCV</b> Analytical Method: EPA 8015B Modified									
Ethane	<0.58	ug/L	5.6	0.58	1		05/03/16 11:55	74-84-0	
Ethene	<0.52	ug/L	5.0	0.52	1		05/03/16 11:55	74-85-1	
Methane	144	ug/L	2.8	1.4	1		05/03/16 11:55	74-82-8	

### REPORT OF LABORATORY ANALYSIS

This report shall not be reproduced, except in full,  
without the written consent of Pace Analytical Services, Inc..

## ANALYTICAL RESULTS

Project: 25211374.50 NORTHGATE PLAZA

Pace Project No.: 40131499

**Sample: PZ-4**      **Lab ID: 40131499022**      Collected: 04/26/16 14:00      Received: 04/28/16 07:40      Matrix: Water

Parameters	Results	Units	LOQ	LOD	DF	Prepared	Analyzed	CAS No.	Qual
<b>6010 MET ICP, Dissolved</b>		Analytical Method: EPA 6010							
Iron, Dissolved	<b>1600</b>	ug/L	100	12.9	1		05/03/16 23:25	7439-89-6	
<b>8260 MSV</b>		Analytical Method: EPA 8260							
1,1,1,2-Tetrachloroethane	<b>&lt;0.18</b>	ug/L	1.0	0.18	1		05/02/16 22:30	630-20-6	
1,1,1-Trichloroethane	<b>&lt;0.50</b>	ug/L	1.0	0.50	1		05/02/16 22:30	71-55-6	
1,1,2,2-Tetrachloroethane	<b>&lt;0.25</b>	ug/L	1.0	0.25	1		05/02/16 22:30	79-34-5	
1,1,2-Trichloroethane	<b>&lt;0.20</b>	ug/L	1.0	0.20	1		05/02/16 22:30	79-00-5	
1,1-Dichloroethane	<b>&lt;0.24</b>	ug/L	1.0	0.24	1		05/02/16 22:30	75-34-3	
1,1-Dichloroethene	<b>&lt;0.41</b>	ug/L	1.0	0.41	1		05/02/16 22:30	75-35-4	
1,1-Dichloropropene	<b>&lt;0.44</b>	ug/L	1.0	0.44	1		05/02/16 22:30	563-58-6	
1,2,3-Trichlorobenzene	<b>&lt;2.1</b>	ug/L	5.0	2.1	1		05/02/16 22:30	87-61-6	
1,2,3-Trichloropropane	<b>&lt;0.50</b>	ug/L	1.0	0.50	1		05/02/16 22:30	96-18-4	
1,2,4-Trichlorobenzene	<b>&lt;2.2</b>	ug/L	5.0	2.2	1		05/02/16 22:30	120-82-1	
1,2,4-Trimethylbenzene	<b>&lt;0.50</b>	ug/L	1.0	0.50	1		05/02/16 22:30	95-63-6	
1,2-Dibromo-3-chloropropane	<b>&lt;2.2</b>	ug/L	5.0	2.2	1		05/02/16 22:30	96-12-8	
1,2-Dibromoethane (EDB)	<b>&lt;0.18</b>	ug/L	1.0	0.18	1		05/02/16 22:30	106-93-4	
1,2-Dichlorobenzene	<b>&lt;0.50</b>	ug/L	1.0	0.50	1		05/02/16 22:30	95-50-1	
1,2-Dichloroethane	<b>&lt;0.17</b>	ug/L	1.0	0.17	1		05/02/16 22:30	107-06-2	
1,2-Dichloropropane	<b>&lt;0.23</b>	ug/L	1.0	0.23	1		05/02/16 22:30	78-87-5	
1,3,5-Trimethylbenzene	<b>&lt;0.50</b>	ug/L	1.0	0.50	1		05/02/16 22:30	108-67-8	
1,3-Dichlorobenzene	<b>&lt;0.50</b>	ug/L	1.0	0.50	1		05/02/16 22:30	541-73-1	
1,3-Dichloropropane	<b>&lt;0.50</b>	ug/L	1.0	0.50	1		05/02/16 22:30	142-28-9	
1,4-Dichlorobenzene	<b>&lt;0.50</b>	ug/L	1.0	0.50	1		05/02/16 22:30	106-46-7	
2,2-Dichloropropane	<b>&lt;0.48</b>	ug/L	1.0	0.48	1		05/02/16 22:30	594-20-7	
2-Chlorotoluene	<b>&lt;0.50</b>	ug/L	1.0	0.50	1		05/02/16 22:30	95-49-8	
4-Chlorotoluene	<b>&lt;0.21</b>	ug/L	1.0	0.21	1		05/02/16 22:30	106-43-4	
Benzene	<b>&lt;0.50</b>	ug/L	1.0	0.50	1		05/02/16 22:30	71-43-2	
Bromobenzene	<b>&lt;0.23</b>	ug/L	1.0	0.23	1		05/02/16 22:30	108-86-1	
Bromochloromethane	<b>&lt;0.34</b>	ug/L	1.0	0.34	1		05/02/16 22:30	74-97-5	
Bromodichloromethane	<b>&lt;0.50</b>	ug/L	1.0	0.50	1		05/02/16 22:30	75-27-4	
Bromoform	<b>&lt;0.50</b>	ug/L	1.0	0.50	1		05/02/16 22:30	75-25-2	
Bromomethane	<b>&lt;2.4</b>	ug/L	5.0	2.4	1		05/02/16 22:30	74-83-9	
Carbon tetrachloride	<b>&lt;0.50</b>	ug/L	1.0	0.50	1		05/02/16 22:30	56-23-5	
Chlorobenzene	<b>&lt;0.50</b>	ug/L	1.0	0.50	1		05/02/16 22:30	108-90-7	
Chloroethane	<b>&lt;0.37</b>	ug/L	1.0	0.37	1		05/02/16 22:30	75-00-3	
Chloroform	<b>&lt;2.5</b>	ug/L	5.0	2.5	1		05/02/16 22:30	67-66-3	
Chloromethane	<b>&lt;0.50</b>	ug/L	1.0	0.50	1		05/02/16 22:30	74-87-3	
Dibromochloromethane	<b>&lt;0.50</b>	ug/L	1.0	0.50	1		05/02/16 22:30	124-48-1	
Dibromomethane	<b>&lt;0.43</b>	ug/L	1.0	0.43	1		05/02/16 22:30	74-95-3	
Dichlorodifluoromethane	<b>&lt;0.22</b>	ug/L	1.0	0.22	1		05/02/16 22:30	75-71-8	
Diisopropyl ether	<b>&lt;0.50</b>	ug/L	1.0	0.50	1		05/02/16 22:30	108-20-3	
Ethylbenzene	<b>&lt;0.50</b>	ug/L	1.0	0.50	1		05/02/16 22:30	100-41-4	
Hexachloro-1,3-butadiene	<b>&lt;2.1</b>	ug/L	5.0	2.1	1		05/02/16 22:30	87-68-3	
Isopropylbenzene (Cumene)	<b>&lt;0.14</b>	ug/L	1.0	0.14	1		05/02/16 22:30	98-82-8	
Methyl-tert-butyl ether	<b>0.96J</b>	ug/L	1.0	0.17	1		05/02/16 22:30	1634-04-4	
Methylene Chloride	<b>&lt;0.23</b>	ug/L	1.0	0.23	1		05/02/16 22:30	75-09-2	

### REPORT OF LABORATORY ANALYSIS

This report shall not be reproduced, except in full,  
without the written consent of Pace Analytical Services, Inc..

### ANALYTICAL RESULTS

Project: 25211374.50 NORTHGATE PLAZA

Pace Project No.: 40131499

**Sample: PZ-4**      **Lab ID: 40131499022**      Collected: 04/26/16 14:00      Received: 04/28/16 07:40      Matrix: Water

Parameters	Results	Units	LOQ	LOD	DF	Prepared	Analyzed	CAS No.	Qual
<b>8260 MSV</b> Analytical Method: EPA 8260									
Naphthalene	<2.5	ug/L	5.0	2.5	1		05/02/16 22:30	91-20-3	
Styrene	<0.50	ug/L	1.0	0.50	1		05/02/16 22:30	100-42-5	M1
Tetrachloroethene	<0.50	ug/L	1.0	0.50	1		05/02/16 22:30	127-18-4	
Toluene	<0.50	ug/L	1.0	0.50	1		05/02/16 22:30	108-88-3	
Trichloroethene	0.57J	ug/L	1.0	0.33	1		05/02/16 22:30	79-01-6	
Trichlorofluoromethane	<0.18	ug/L	1.0	0.18	1		05/02/16 22:30	75-69-4	
Vinyl chloride	0.27J	ug/L	1.0	0.18	1		05/02/16 22:30	75-01-4	
Xylene (Total)	<1.5	ug/L	3.0	1.5	1		05/02/16 22:30	1330-20-7	
cis-1,2-Dichloroethene	2.1	ug/L	1.0	0.26	1		05/02/16 22:30	156-59-2	
cis-1,3-Dichloropropene	<0.50	ug/L	1.0	0.50	1		05/02/16 22:30	10061-01-5	
n-Butylbenzene	<0.50	ug/L	1.0	0.50	1		05/02/16 22:30	104-51-8	
n-Propylbenzene	<0.50	ug/L	1.0	0.50	1		05/02/16 22:30	103-65-1	
p-Isopropyltoluene	<0.50	ug/L	1.0	0.50	1		05/02/16 22:30	99-87-6	
sec-Butylbenzene	<2.2	ug/L	5.0	2.2	1		05/02/16 22:30	135-98-8	
tert-Butylbenzene	<0.18	ug/L	1.0	0.18	1		05/02/16 22:30	98-06-6	
trans-1,2-Dichloroethene	<0.26	ug/L	1.0	0.26	1		05/02/16 22:30	156-60-5	
trans-1,3-Dichloropropene	<0.23	ug/L	1.0	0.23	1		05/02/16 22:30	10061-02-6	
<b>Surrogates</b>									
4-Bromofluorobenzene (S)	84	%	70-130		1		05/02/16 22:30	460-00-4	
Dibromofluoromethane (S)	113	%	70-130		1		05/02/16 22:30	1868-53-7	
Toluene-d8 (S)	92	%	70-130		1		05/02/16 22:30	2037-26-5	
<b>300.0 IC Anions 28 Days, Diss</b> Analytical Method: EPA 300.0									
Sulfate, Dissolved	55.8	mg/L	4.0	2.0	1		05/10/16 16:44	14808-79-8	
<b>310.2 Alkalinity, Dissolved</b> Analytical Method: EPA 310.2									
Alkalinity, Total as CaCO <sub>3</sub> , Dissolved	349	mg/L	40.0	17.3	2		05/09/16 09:57		
<b>350.1 Ammonia</b> Analytical Method: EPA 350.1									
Nitrogen, Ammonia	0.28J	mg/L	0.50	0.25	1		05/04/16 17:06	7664-41-7	
<b>353.2 Nitrogen, NO<sub>2</sub>/NO<sub>3</sub> pres.</b> Analytical Method: EPA 353.2									
Nitrogen, NO <sub>2</sub> plus NO <sub>3</sub>	<0.095	mg/L	0.25	0.095	1		05/10/16 09:00		
<b>5310C TOC</b> Analytical Method: SM 5310C									
Total Organic Carbon	<1.5	mg/L	5.0	1.5	6		05/10/16 17:58	7440-44-0	D3

**Sample: PZ-4 DUP**      **Lab ID: 40131499023**      Collected: 04/26/16 14:00      Received: 04/28/16 07:40      Matrix: Water

Parameters	Results	Units	LOQ	LOD	DF	Prepared	Analyzed	CAS No.	Qual
<b>8260 MSV</b> Analytical Method: EPA 8260									
1,1,1,2-Tetrachloroethane	<0.18	ug/L	1.0	0.18	1		05/03/16 07:37	630-20-6	

### REPORT OF LABORATORY ANALYSIS

This report shall not be reproduced, except in full,  
without the written consent of Pace Analytical Services, Inc..

## ANALYTICAL RESULTS

Project: 25211374.50 NORTHGATE PLAZA

Pace Project No.: 40131499

**Sample: PZ-4 DUP**      **Lab ID: 40131499023**      Collected: 04/26/16 14:00      Received: 04/28/16 07:40      Matrix: Water

Parameters	Results	Units	LOQ	LOD	DF	Prepared	Analyzed	CAS No.	Qual
<b>8260 MSV</b> Analytical Method: EPA 8260									
1,1,1-Trichloroethane	<0.50	ug/L	1.0	0.50	1		05/03/16 07:37	71-55-6	
1,1,2,2-Tetrachloroethane	<0.25	ug/L	1.0	0.25	1		05/03/16 07:37	79-34-5	
1,1,2-Trichloroethane	<0.20	ug/L	1.0	0.20	1		05/03/16 07:37	79-00-5	
1,1-Dichloroethane	<0.24	ug/L	1.0	0.24	1		05/03/16 07:37	75-34-3	
1,1-Dichloroethene	<0.41	ug/L	1.0	0.41	1		05/03/16 07:37	75-35-4	
1,1-Dichloropropene	<0.44	ug/L	1.0	0.44	1		05/03/16 07:37	563-58-6	
1,2,3-Trichlorobenzene	<2.1	ug/L	5.0	2.1	1		05/03/16 07:37	87-61-6	
1,2,3-Trichloropropane	<0.50	ug/L	1.0	0.50	1		05/03/16 07:37	96-18-4	
1,2,4-Trichlorobenzene	<2.2	ug/L	5.0	2.2	1		05/03/16 07:37	120-82-1	
1,2,4-Trimethylbenzene	<0.50	ug/L	1.0	0.50	1		05/03/16 07:37	95-63-6	
1,2-Dibromo-3-chloropropane	<2.2	ug/L	5.0	2.2	1		05/03/16 07:37	96-12-8	
1,2-Dibromoethane (EDB)	<0.18	ug/L	1.0	0.18	1		05/03/16 07:37	106-93-4	
1,2-Dichlorobenzene	<0.50	ug/L	1.0	0.50	1		05/03/16 07:37	95-50-1	
1,2-Dichloroethane	<0.17	ug/L	1.0	0.17	1		05/03/16 07:37	107-06-2	
1,2-Dichloropropane	<0.23	ug/L	1.0	0.23	1		05/03/16 07:37	78-87-5	
1,3,5-Trimethylbenzene	<0.50	ug/L	1.0	0.50	1		05/03/16 07:37	108-67-8	
1,3-Dichlorobenzene	<0.50	ug/L	1.0	0.50	1		05/03/16 07:37	541-73-1	
1,3-Dichloropropane	<0.50	ug/L	1.0	0.50	1		05/03/16 07:37	142-28-9	
1,4-Dichlorobenzene	<0.50	ug/L	1.0	0.50	1		05/03/16 07:37	106-46-7	
2,2-Dichloropropane	<0.48	ug/L	1.0	0.48	1		05/03/16 07:37	594-20-7	
2-Chlorotoluene	<0.50	ug/L	1.0	0.50	1		05/03/16 07:37	95-49-8	
4-Chlorotoluene	<0.21	ug/L	1.0	0.21	1		05/03/16 07:37	106-43-4	
Benzene	<0.50	ug/L	1.0	0.50	1		05/03/16 07:37	71-43-2	
Bromobenzene	<0.23	ug/L	1.0	0.23	1		05/03/16 07:37	108-86-1	
Bromochloromethane	<0.34	ug/L	1.0	0.34	1		05/03/16 07:37	74-97-5	
Bromodichloromethane	<0.50	ug/L	1.0	0.50	1		05/03/16 07:37	75-27-4	
Bromoform	<0.50	ug/L	1.0	0.50	1		05/03/16 07:37	75-25-2	
Bromomethane	<2.4	ug/L	5.0	2.4	1		05/03/16 07:37	74-83-9	
Carbon tetrachloride	<0.50	ug/L	1.0	0.50	1		05/03/16 07:37	56-23-5	
Chlorobenzene	<0.50	ug/L	1.0	0.50	1		05/03/16 07:37	108-90-7	
Chloroethane	<0.37	ug/L	1.0	0.37	1		05/03/16 07:37	75-00-3	
Chloroform	<2.5	ug/L	5.0	2.5	1		05/03/16 07:37	67-66-3	
Chloromethane	<0.50	ug/L	1.0	0.50	1		05/03/16 07:37	74-87-3	
Dibromochloromethane	<0.50	ug/L	1.0	0.50	1		05/03/16 07:37	124-48-1	
Dibromomethane	<0.43	ug/L	1.0	0.43	1		05/03/16 07:37	74-95-3	
Dichlorodifluoromethane	<0.22	ug/L	1.0	0.22	1		05/03/16 07:37	75-71-8	
Diisopropyl ether	<0.50	ug/L	1.0	0.50	1		05/03/16 07:37	108-20-3	
Ethylbenzene	<0.50	ug/L	1.0	0.50	1		05/03/16 07:37	100-41-4	
Hexachloro-1,3-butadiene	<2.1	ug/L	5.0	2.1	1		05/03/16 07:37	87-68-3	
Isopropylbenzene (Cumene)	<0.14	ug/L	1.0	0.14	1		05/03/16 07:37	98-82-8	
Methyl-tert-butyl ether	0.89J	ug/L	1.0	0.17	1		05/03/16 07:37	1634-04-4	
Methylene Chloride	<0.23	ug/L	1.0	0.23	1		05/03/16 07:37	75-09-2	
Naphthalene	<2.5	ug/L	5.0	2.5	1		05/03/16 07:37	91-20-3	
Styrene	<0.50	ug/L	1.0	0.50	1		05/03/16 07:37	100-42-5	
Tetrachloroethene	<0.50	ug/L	1.0	0.50	1		05/03/16 07:37	127-18-4	
Toluene	<0.50	ug/L	1.0	0.50	1		05/03/16 07:37	108-88-3	

### REPORT OF LABORATORY ANALYSIS

This report shall not be reproduced, except in full,  
without the written consent of Pace Analytical Services, Inc..



## ANALYTICAL RESULTS

Project: 25211374.50 NORTHGATE PLAZA

Pace Project No.: 40131499

**Sample: PZ-4 DUP**      **Lab ID: 40131499023**      Collected: 04/26/16 14:00      Received: 04/28/16 07:40      Matrix: Water

Parameters	Results	Units	LOQ	LOD	DF	Prepared	Analyzed	CAS No.	Qual
<b>8260 MSV</b>		Analytical Method: EPA 8260							
Trichloroethene	<b>0.38J</b>	ug/L	1.0	0.33	1		05/03/16 07:37	79-01-6	
Trichlorofluoromethane	<b>&lt;0.18</b>	ug/L	1.0	0.18	1		05/03/16 07:37	75-69-4	
Vinyl chloride	<b>&lt;0.18</b>	ug/L	1.0	0.18	1		05/03/16 07:37	75-01-4	
Xylene (Total)	<b>&lt;1.5</b>	ug/L	3.0	1.5	1		05/03/16 07:37	1330-20-7	
cis-1,2-Dichloroethene	<b>2.0</b>	ug/L	1.0	0.26	1		05/03/16 07:37	156-59-2	
cis-1,3-Dichloropropene	<b>&lt;0.50</b>	ug/L	1.0	0.50	1		05/03/16 07:37	10061-01-5	
n-Butylbenzene	<b>&lt;0.50</b>	ug/L	1.0	0.50	1		05/03/16 07:37	104-51-8	
n-Propylbenzene	<b>&lt;0.50</b>	ug/L	1.0	0.50	1		05/03/16 07:37	103-65-1	
p-Isopropyltoluene	<b>&lt;0.50</b>	ug/L	1.0	0.50	1		05/03/16 07:37	99-87-6	
sec-Butylbenzene	<b>&lt;2.2</b>	ug/L	5.0	2.2	1		05/03/16 07:37	135-98-8	
tert-Butylbenzene	<b>&lt;0.18</b>	ug/L	1.0	0.18	1		05/03/16 07:37	98-06-6	
trans-1,2-Dichloroethene	<b>&lt;0.26</b>	ug/L	1.0	0.26	1		05/03/16 07:37	156-60-5	
trans-1,3-Dichloropropene	<b>&lt;0.23</b>	ug/L	1.0	0.23	1		05/03/16 07:37	10061-02-6	
<b>Surrogates</b>									
4-Bromofluorobenzene (S)	86	%	70-130		1		05/03/16 07:37	460-00-4	
Dibromofluoromethane (S)	115	%	70-130		1		05/03/16 07:37	1868-53-7	
Toluene-d8 (S)	91	%	70-130		1		05/03/16 07:37	2037-26-5	

**Sample: MW-3**      **Lab ID: 40131499024**      Collected: 04/26/16 15:00      Received: 04/28/16 07:40      Matrix: Water

Parameters	Results	Units	LOQ	LOD	DF	Prepared	Analyzed	CAS No.	Qual
<b>Methane, Ethane, Ethene GCV</b>		Analytical Method: EPA 8015B Modified							
Ethane	<b>&lt;0.58</b>	ug/L	5.6	0.58	1		05/03/16 14:28	74-84-0	
Ethene	<b>&lt;0.52</b>	ug/L	5.0	0.52	1		05/03/16 14:28	74-85-1	
Methane	<b>&lt;1.4</b>	ug/L	2.8	1.4	1		05/03/16 14:28	74-82-8	
<b>6010 MET ICP, Dissolved</b>		Analytical Method: EPA 6010							
Iron, Dissolved	<b>&lt;12.9</b>	ug/L	100	12.9	1		05/03/16 23:28	7439-89-6	
<b>8260 MSV</b>		Analytical Method: EPA 8260							
1,1,1,2-Tetrachloroethane	<b>&lt;0.90</b>	ug/L	5.0	0.90	5		05/03/16 08:22	630-20-6	
1,1,1-Trichloroethane	<b>&lt;2.5</b>	ug/L	5.0	2.5	5		05/03/16 08:22	71-55-6	
1,1,1,2,2-Tetrachloroethane	<b>&lt;1.2</b>	ug/L	5.0	1.2	5		05/03/16 08:22	79-34-5	
1,1,2-Trichloroethane	<b>&lt;0.99</b>	ug/L	5.0	0.99	5		05/03/16 08:22	79-00-5	
1,1-Dichloroethane	<b>&lt;1.2</b>	ug/L	5.0	1.2	5		05/03/16 08:22	75-34-3	
1,1-Dichloroethene	<b>&lt;2.1</b>	ug/L	5.0	2.1	5		05/03/16 08:22	75-35-4	
1,1-Dichloropropene	<b>&lt;2.2</b>	ug/L	5.0	2.2	5		05/03/16 08:22	563-58-6	
1,2,3-Trichlorobenzene	<b>&lt;10.7</b>	ug/L	25.0	10.7	5		05/03/16 08:22	87-61-6	
1,2,3-Trichloropropane	<b>&lt;2.5</b>	ug/L	5.0	2.5	5		05/03/16 08:22	96-18-4	
1,2,4-Trichlorobenzene	<b>&lt;11.0</b>	ug/L	25.0	11.0	5		05/03/16 08:22	120-82-1	
1,2,4-Trimethylbenzene	<b>&lt;2.5</b>	ug/L	5.0	2.5	5		05/03/16 08:22	95-63-6	
1,2-Dibromo-3-chloropropane	<b>&lt;10.8</b>	ug/L	25.0	10.8	5		05/03/16 08:22	96-12-8	
1,2-Dibromoethane (EDB)	<b>&lt;0.89</b>	ug/L	5.0	0.89	5		05/03/16 08:22	106-93-4	

## REPORT OF LABORATORY ANALYSIS

This report shall not be reproduced, except in full,  
without the written consent of Pace Analytical Services, Inc..

## ANALYTICAL RESULTS

Project: 25211374.50 NORTHGATE PLAZA

Pace Project No.: 40131499

**Sample: MW-3**      **Lab ID: 40131499024**      Collected: 04/26/16 15:00      Received: 04/28/16 07:40      Matrix: Water

Parameters	Results	Units	LOQ	LOD	DF	Prepared	Analyzed	CAS No.	Qual
<b>8260 MSV</b>		Analytical Method: EPA 8260							
1,2-Dichlorobenzene	<2.5	ug/L	5.0	2.5	5		05/03/16 08:22	95-50-1	
1,2-Dichloroethane	<0.84	ug/L	5.0	0.84	5		05/03/16 08:22	107-06-2	
1,2-Dichloropropane	<1.2	ug/L	5.0	1.2	5		05/03/16 08:22	78-87-5	
1,3,5-Trimethylbenzene	<2.5	ug/L	5.0	2.5	5		05/03/16 08:22	108-67-8	
1,3-Dichlorobenzene	<2.5	ug/L	5.0	2.5	5		05/03/16 08:22	541-73-1	
1,3-Dichloropropane	<2.5	ug/L	5.0	2.5	5		05/03/16 08:22	142-28-9	
1,4-Dichlorobenzene	<2.5	ug/L	5.0	2.5	5		05/03/16 08:22	106-46-7	
2,2-Dichloropropane	<2.4	ug/L	5.0	2.4	5		05/03/16 08:22	594-20-7	
2-Chlorotoluene	<2.5	ug/L	5.0	2.5	5		05/03/16 08:22	95-49-8	
4-Chlorotoluene	<1.1	ug/L	5.0	1.1	5		05/03/16 08:22	106-43-4	
Benzene	<2.5	ug/L	5.0	2.5	5		05/03/16 08:22	71-43-2	
Bromobenzene	<1.2	ug/L	5.0	1.2	5		05/03/16 08:22	108-86-1	
Bromochloromethane	<1.7	ug/L	5.0	1.7	5		05/03/16 08:22	74-97-5	
Bromodichloromethane	<2.5	ug/L	5.0	2.5	5		05/03/16 08:22	75-27-4	
Bromoform	<2.5	ug/L	5.0	2.5	5		05/03/16 08:22	75-25-2	
Bromomethane	<12.2	ug/L	25.0	12.2	5		05/03/16 08:22	74-83-9	
Carbon tetrachloride	<2.5	ug/L	5.0	2.5	5		05/03/16 08:22	56-23-5	
Chlorobenzene	<2.5	ug/L	5.0	2.5	5		05/03/16 08:22	108-90-7	
Chloroethane	<1.9	ug/L	5.0	1.9	5		05/03/16 08:22	75-00-3	
Chloroform	<12.5	ug/L	25.0	12.5	5		05/03/16 08:22	67-66-3	
Chloromethane	<2.5	ug/L	5.0	2.5	5		05/03/16 08:22	74-87-3	
Dibromochloromethane	<2.5	ug/L	5.0	2.5	5		05/03/16 08:22	124-48-1	
Dibromomethane	<2.1	ug/L	5.0	2.1	5		05/03/16 08:22	74-95-3	
Dichlorodifluoromethane	<1.1	ug/L	5.0	1.1	5		05/03/16 08:22	75-71-8	
Diisopropyl ether	<2.5	ug/L	5.0	2.5	5		05/03/16 08:22	108-20-3	
Ethylbenzene	<2.5	ug/L	5.0	2.5	5		05/03/16 08:22	100-41-4	
Hexachloro-1,3-butadiene	<10.5	ug/L	25.0	10.5	5		05/03/16 08:22	87-68-3	
Isopropylbenzene (Cumene)	<0.72	ug/L	5.0	0.72	5		05/03/16 08:22	98-82-8	
Methyl-tert-butyl ether	<0.87	ug/L	5.0	0.87	5		05/03/16 08:22	1634-04-4	
Methylene Chloride	<1.2	ug/L	5.0	1.2	5		05/03/16 08:22	75-09-2	
Naphthalene	<12.5	ug/L	25.0	12.5	5		05/03/16 08:22	91-20-3	
Styrene	<2.5	ug/L	5.0	2.5	5		05/03/16 08:22	100-42-5	
Tetrachloroethene	535	ug/L	5.0	2.5	5		05/03/16 08:22	127-18-4	
Toluene	<2.5	ug/L	5.0	2.5	5		05/03/16 08:22	108-88-3	
Trichloroethene	12.5	ug/L	5.0	1.7	5		05/03/16 08:22	79-01-6	
Trichlorofluoromethane	<0.92	ug/L	5.0	0.92	5		05/03/16 08:22	75-69-4	
Vinyl chloride	<0.88	ug/L	5.0	0.88	5		05/03/16 08:22	75-01-4	
Xylene (Total)	<7.5	ug/L	15.0	7.5	5		05/03/16 08:22	1330-20-7	
cis-1,2-Dichloroethene	52.0	ug/L	5.0	1.3	5		05/03/16 08:22	156-59-2	
cis-1,3-Dichloropropene	<2.5	ug/L	5.0	2.5	5		05/03/16 08:22	10061-01-5	
n-Butylbenzene	<2.5	ug/L	5.0	2.5	5		05/03/16 08:22	104-51-8	
n-Propylbenzene	<2.5	ug/L	5.0	2.5	5		05/03/16 08:22	103-65-1	
p-Isopropyltoluene	<2.5	ug/L	5.0	2.5	5		05/03/16 08:22	99-87-6	
sec-Butylbenzene	<10.9	ug/L	25.0	10.9	5		05/03/16 08:22	135-98-8	
tert-Butylbenzene	<0.90	ug/L	5.0	0.90	5		05/03/16 08:22	98-06-6	
trans-1,2-Dichloroethene	<1.3	ug/L	5.0	1.3	5		05/03/16 08:22	156-60-5	

### REPORT OF LABORATORY ANALYSIS

This report shall not be reproduced, except in full,  
without the written consent of Pace Analytical Services, Inc..

### ANALYTICAL RESULTS

Project: 25211374.50 NORTHGATE PLAZA

Pace Project No.: 40131499

Sample: MW-3      Lab ID: 40131499024      Collected: 04/26/16 15:00      Received: 04/28/16 07:40      Matrix: Water									
Parameters	Results	Units	LOQ	LOD	DF	Prepared	Analyzed	CAS No.	Qual
<b>8260 MSV</b> Analytical Method: EPA 8260									
trans-1,3-Dichloropropene	<1.1	ug/L	5.0	1.1	5		05/03/16 08:22	10061-02-6	
<b>Surrogates</b>									
4-Bromofluorobenzene (S)	83	%	70-130		5		05/03/16 08:22	460-00-4	
Dibromofluoromethane (S)	118	%	70-130		5		05/03/16 08:22	1868-53-7	
Toluene-d8 (S)	96	%	70-130		5		05/03/16 08:22	2037-26-5	
<b>300.0 IC Anions 28 Days, Diss</b> Analytical Method: EPA 300.0									
Sulfate, Dissolved	57.9	mg/L	4.0	2.0	1		05/10/16 16:55	14808-79-8	
<b>310.2 Alkalinity, Dissolved</b> Analytical Method: EPA 310.2									
Alkalinity, Total as CaCO <sub>3</sub> , Dissolved	428	mg/L	40.0	17.3	2		05/09/16 09:57		
<b>350.1 Ammonia</b> Analytical Method: EPA 350.1									
Nitrogen, Ammonia	<0.25	mg/L	0.50	0.25	1		05/04/16 17:07	7664-41-7	
<b>353.2 Nitrogen, NO<sub>2</sub>/NO<sub>3</sub> pres.</b> Analytical Method: EPA 353.2									
Nitrogen, NO <sub>2</sub> plus NO <sub>3</sub>	3.9	mg/L	0.25	0.095	1		05/10/16 09:01		
<b>5310C TOC</b> Analytical Method: SM 5310C									
Total Organic Carbon	<0.76	mg/L	2.5	0.76	3		05/12/16 06:34	7440-44-0	D3,M0

Sample: PZ-3      Lab ID: 40131499025      Collected: 04/26/16 15:50      Received: 04/28/16 07:40      Matrix: Water									
Parameters	Results	Units	LOQ	LOD	DF	Prepared	Analyzed	CAS No.	Qual
<b>Methane, Ethane, Ethene GCV</b> Analytical Method: EPA 8015B Modified									
Ethane	<0.58	ug/L	5.6	0.58	1		05/03/16 14:35	74-84-0	
Ethene	0.58J	ug/L	5.0	0.52	1		05/03/16 14:35	74-85-1	
Methane	920	ug/L	14.0	6.8	5		05/03/16 15:15	74-82-8	
<b>6010 MET ICP, Dissolved</b> Analytical Method: EPA 6010									
Iron, Dissolved	<12.9	ug/L	100	12.9	1		05/04/16 00:34	7439-89-6	
<b>8260 MSV</b> Analytical Method: EPA 8260									
1,1,1,2-Tetrachloroethane	<0.18	ug/L	1.0	0.18	1		05/03/16 00:00	630-20-6	
1,1,1-Trichloroethane	<0.50	ug/L	1.0	0.50	1		05/03/16 00:00	71-55-6	
1,1,2,2-Tetrachloroethane	<0.25	ug/L	1.0	0.25	1		05/03/16 00:00	79-34-5	
1,1,2-Trichloroethane	<0.20	ug/L	1.0	0.20	1		05/03/16 00:00	79-00-5	
1,1-Dichloroethane	<0.24	ug/L	1.0	0.24	1		05/03/16 00:00	75-34-3	
1,1-Dichloroethene	0.58J	ug/L	1.0	0.41	1		05/03/16 00:00	75-35-4	
1,1-Dichloropropene	<0.44	ug/L	1.0	0.44	1		05/03/16 00:00	563-58-6	
1,2,3-Trichlorobenzene	<2.1	ug/L	5.0	2.1	1		05/03/16 00:00	87-61-6	

### REPORT OF LABORATORY ANALYSIS

This report shall not be reproduced, except in full,  
without the written consent of Pace Analytical Services, Inc..

## ANALYTICAL RESULTS

Project: 25211374.50 NORTHGATE PLAZA

Pace Project No.: 40131499

**Sample: PZ-3**      **Lab ID: 40131499025**      Collected: 04/26/16 15:50      Received: 04/28/16 07:40      Matrix: Water

Parameters	Results	Units	LOQ	LOD	DF	Prepared	Analyzed	CAS No.	Qual
<b>8260 MSV</b>		Analytical Method: EPA 8260							
1,2,3-Trichloropropane	<0.50	ug/L	1.0	0.50	1		05/03/16 00:00	96-18-4	
1,2,4-Trichlorobenzene	<2.2	ug/L	5.0	2.2	1		05/03/16 00:00	120-82-1	
1,2,4-Trimethylbenzene	<0.50	ug/L	1.0	0.50	1		05/03/16 00:00	95-63-6	
1,2-Dibromo-3-chloropropane	<2.2	ug/L	5.0	2.2	1		05/03/16 00:00	96-12-8	
1,2-Dibromoethane (EDB)	<0.18	ug/L	1.0	0.18	1		05/03/16 00:00	106-93-4	
1,2-Dichlorobenzene	<0.50	ug/L	1.0	0.50	1		05/03/16 00:00	95-50-1	
1,2-Dichloroethane	<0.17	ug/L	1.0	0.17	1		05/03/16 00:00	107-06-2	
1,2-Dichloropropane	<0.23	ug/L	1.0	0.23	1		05/03/16 00:00	78-87-5	
1,3,5-Trimethylbenzene	<0.50	ug/L	1.0	0.50	1		05/03/16 00:00	108-67-8	
1,3-Dichlorobenzene	<0.50	ug/L	1.0	0.50	1		05/03/16 00:00	541-73-1	
1,3-Dichloropropane	<0.50	ug/L	1.0	0.50	1		05/03/16 00:00	142-28-9	
1,4-Dichlorobenzene	<0.50	ug/L	1.0	0.50	1		05/03/16 00:00	106-46-7	
2,2-Dichloropropane	<0.48	ug/L	1.0	0.48	1		05/03/16 00:00	594-20-7	
2-Chlorotoluene	<0.50	ug/L	1.0	0.50	1		05/03/16 00:00	95-49-8	
4-Chlorotoluene	<0.21	ug/L	1.0	0.21	1		05/03/16 00:00	106-43-4	
Benzene	<0.50	ug/L	1.0	0.50	1		05/03/16 00:00	71-43-2	
Bromobenzene	<0.23	ug/L	1.0	0.23	1		05/03/16 00:00	108-86-1	
Bromochloromethane	<0.34	ug/L	1.0	0.34	1		05/03/16 00:00	74-97-5	
Bromodichloromethane	<0.50	ug/L	1.0	0.50	1		05/03/16 00:00	75-27-4	
Bromoform	<0.50	ug/L	1.0	0.50	1		05/03/16 00:00	75-25-2	
Bromomethane	<2.4	ug/L	5.0	2.4	1		05/03/16 00:00	74-83-9	
Carbon tetrachloride	<0.50	ug/L	1.0	0.50	1		05/03/16 00:00	56-23-5	
Chlorobenzene	<0.50	ug/L	1.0	0.50	1		05/03/16 00:00	108-90-7	
Chloroethane	0.91J	ug/L	1.0	0.37	1		05/03/16 00:00	75-00-3	
Chloroform	<2.5	ug/L	5.0	2.5	1		05/03/16 00:00	67-66-3	
Chloromethane	<0.50	ug/L	1.0	0.50	1		05/03/16 00:00	74-87-3	
Dibromochloromethane	<0.50	ug/L	1.0	0.50	1		05/03/16 00:00	124-48-1	
Dibromomethane	<0.43	ug/L	1.0	0.43	1		05/03/16 00:00	74-95-3	
Dichlorodifluoromethane	<0.22	ug/L	1.0	0.22	1		05/03/16 00:00	75-71-8	
Diisopropyl ether	<0.50	ug/L	1.0	0.50	1		05/03/16 00:00	108-20-3	
Ethylbenzene	<0.50	ug/L	1.0	0.50	1		05/03/16 00:00	100-41-4	
Hexachloro-1,3-butadiene	<2.1	ug/L	5.0	2.1	1		05/03/16 00:00	87-68-3	
Isopropylbenzene (Cumene)	<0.14	ug/L	1.0	0.14	1		05/03/16 00:00	98-82-8	
Methyl-tert-butyl ether	<0.17	ug/L	1.0	0.17	1		05/03/16 00:00	1634-04-4	
Methylene Chloride	<0.23	ug/L	1.0	0.23	1		05/03/16 00:00	75-09-2	
Naphthalene	<2.5	ug/L	5.0	2.5	1		05/03/16 00:00	91-20-3	
Styrene	<0.50	ug/L	1.0	0.50	1		05/03/16 00:00	100-42-5	
Tetrachloroethene	93.9	ug/L	1.0	0.50	1		05/03/16 00:00	127-18-4	
Toluene	<0.50	ug/L	1.0	0.50	1		05/03/16 00:00	108-88-3	
Trichloroethene	10.5	ug/L	1.0	0.33	1		05/03/16 00:00	79-01-6	
Trichlorofluoromethane	<0.18	ug/L	1.0	0.18	1		05/03/16 00:00	75-69-4	
Vinyl chloride	39.4	ug/L	1.0	0.18	1		05/03/16 00:00	75-01-4	
Xylene (Total)	<1.5	ug/L	3.0	1.5	1		05/03/16 00:00	1330-20-7	
cis-1,2-Dichloroethene	51.4	ug/L	1.0	0.26	1		05/03/16 00:00	156-59-2	
cis-1,3-Dichloropropene	<0.50	ug/L	1.0	0.50	1		05/03/16 00:00	10061-01-5	
n-Butylbenzene	<0.50	ug/L	1.0	0.50	1		05/03/16 00:00	104-51-8	

### REPORT OF LABORATORY ANALYSIS

This report shall not be reproduced, except in full,  
without the written consent of Pace Analytical Services, Inc..

### ANALYTICAL RESULTS

Project: 25211374.50 NORTHGATE PLAZA

Pace Project No.: 40131499

**Sample: PZ-3**      **Lab ID: 40131499025**      Collected: 04/26/16 15:50      Received: 04/28/16 07:40      Matrix: Water

Parameters	Results	Units	LOQ	LOD	DF	Prepared	Analyzed	CAS No.	Qual
<b>8260 MSV</b>									
Analytical Method: EPA 8260									
n-Propylbenzene	<0.50	ug/L	1.0	0.50	1		05/03/16 00:00	103-65-1	
p-Isopropyltoluene	<0.50	ug/L	1.0	0.50	1		05/03/16 00:00	99-87-6	
sec-Butylbenzene	<2.2	ug/L	5.0	2.2	1		05/03/16 00:00	135-98-8	
tert-Butylbenzene	<0.18	ug/L	1.0	0.18	1		05/03/16 00:00	98-06-6	
trans-1,2-Dichloroethene	1.1	ug/L	1.0	0.26	1		05/03/16 00:00	156-60-5	
trans-1,3-Dichloropropene	<0.23	ug/L	1.0	0.23	1		05/03/16 00:00	10061-02-6	
<b>Surrogates</b>									
4-Bromofluorobenzene (S)	83	%	70-130		1		05/03/16 00:00	460-00-4	
Dibromofluoromethane (S)	119	%	70-130		1		05/03/16 00:00	1868-53-7	
Toluene-d8 (S)	95	%	70-130		1		05/03/16 00:00	2037-26-5	
<b>300.0 IC Anions 28 Days,Diss</b>									
Analytical Method: EPA 300.0									
Sulfate, Dissolved	37.4	mg/L	4.0	2.0	1		05/10/16 17:06	14808-79-8	
<b>310.2 Alkalinity, Dissolved</b>									
Analytical Method: EPA 310.2									
Alkalinity, Total as CaCO <sub>3</sub> , Dissolved	377	mg/L	100	43.2	5		05/09/16 09:58		
<b>350.1 Ammonia</b>									
Analytical Method: EPA 350.1									
Nitrogen, Ammonia	<0.25	mg/L	0.50	0.25	1		05/04/16 17:08	7664-41-7	
<b>353.2 Nitrogen, NO<sub>2</sub>/NO<sub>3</sub> pres.</b>									
Analytical Method: EPA 353.2									
Nitrogen, NO <sub>2</sub> plus NO <sub>3</sub>	0.24J	mg/L	0.25	0.095	1		05/10/16 09:02		
<b>5310C TOC</b>									
Analytical Method: SM 5310C									
Total Organic Carbon	<0.76	mg/L	2.5	0.76	3		05/12/16 07:50	7440-44-0	D3

### REPORT OF LABORATORY ANALYSIS

This report shall not be reproduced, except in full,  
without the written consent of Pace Analytical Services, Inc..

### QUALITY CONTROL DATA

Project: 25211374.50 NORTHGATE PLAZA  
Pace Project No.: 40131499

QC Batch: GCV/15973 Analysis Method: EPA 8015B Modified  
QC Batch Method: EPA 8015B Modified Analysis Description: Methane, Ethane, Ethene GCV  
Associated Lab Samples: 40131499001, 40131499002, 40131499003, 40131499004, 40131499005, 40131499006, 40131499007, 40131499008, 40131499009, 40131499010, 40131499012, 40131499013, 40131499014, 40131499015, 40131499017, 40131499018, 40131499019, 40131499020, 40131499021, 40131499022

METHOD BLANK: 1329059 Matrix: Water  
Associated Lab Samples: 40131499001, 40131499002, 40131499003, 40131499004, 40131499005, 40131499006, 40131499007, 40131499008, 40131499009, 40131499010, 40131499012, 40131499013, 40131499014, 40131499015, 40131499017, 40131499018, 40131499019, 40131499020, 40131499021, 40131499022

Parameter	Units	Blank Result	Reporting Limit	Analyzed	Qualifiers
Ethane	ug/L	<0.58	5.6	05/03/16 08:19	
Ethene	ug/L	<0.52	5.0	05/03/16 08:19	
Methane	ug/L	<1.4	2.8	05/03/16 08:19	

LABORATORY CONTROL SAMPLE & LCSD: 1329060 1329061

Parameter	Units	Spike Conc.	LCS Result	LCSD Result	LCS % Rec	LCSD % Rec	% Rec Limits	RPD	Max RPD	Qualifiers
Ethane	ug/L	53.6	50.9	50.7	95	95	76-120	0	20	
Ethene	ug/L	50	47.0	46.3	94	93	75-120	1	20	
Methane	ug/L	28.6	26.1	26.0	91	91	73-122	0	20	

MATRIX SPIKE & MATRIX SPIKE DUPLICATE: 1329333 1329334

Parameter	Units	40131499001 Result	MS Spike Conc.	MSD Spike Conc.	MS Result	MSD Result	MS % Rec	MSD % Rec	% Rec Limits	RPD	Max RPD	Qual
Ethane	ug/L	<0.58	53.6	53.6	48.8	46.9	91	88	73-120	4	20	
Ethene	ug/L	<0.52	50	50	45.4	43.4	91	87	72-120	5	20	
Methane	ug/L	<1.4	28.6	28.6	26.0	26.0	91	91	15-187	0	20	

Results presented on this page are in the units indicated by the "Units" column except where an alternate unit is presented to the right of the result.

### REPORT OF LABORATORY ANALYSIS

This report shall not be reproduced, except in full,  
without the written consent of Pace Analytical Services, Inc..

### QUALITY CONTROL DATA

Project: 25211374.50 NORTHGATE PLAZA  
Pace Project No.: 40131499

QC Batch: GCV/15974 Analysis Method: EPA 8015B Modified  
QC Batch Method: EPA 8015B Modified Analysis Description: Methane, Ethane, Ethene GCV  
Associated Lab Samples: 40131499024, 40131499025

METHOD BLANK: 1329062 Matrix: Water  
Associated Lab Samples: 40131499024, 40131499025

Parameter	Units	Blank Result	Reporting Limit	Analyzed	Qualifiers
Ethane	ug/L	<0.58	5.6	05/03/16 13:43	
Ethene	ug/L	<0.52	5.0	05/03/16 13:43	
Methane	ug/L	<1.4	2.8	05/03/16 13:43	

LABORATORY CONTROL SAMPLE & LCSD: 1329063

Parameter	Units	1329064									
		Spike Conc.	LCS Result	LCSD Result	LCS % Rec	LCSD % Rec	% Rec Limits	RPD	Max RPD	Qualifiers	
Ethane	ug/L	53.6	51.5	53.2	96	99	76-120	3	20		
Ethene	ug/L	50	47.3	49.2	95	98	75-120	4	20		
Methane	ug/L	28.6	26.6	26.9	93	94	73-122	1	20		

MATRIX SPIKE & MATRIX SPIKE DUPLICATE: 1329651

Parameter	Units	1329652											
		40131499024 Result	MS Spike Conc.	MSD Spike Conc.	MS Result	MSD Result	MS % Rec	MSD % Rec	% Rec Limits	RPD	Max RPD	Qual	
Ethane	ug/L	<0.58	53.6	53.6	44.3	43.4	83	81	73-120	2	20		
Ethene	ug/L	<0.52	50	50	41.9	41.0	84	82	72-120	2	20		
Methane	ug/L	<1.4	28.6	28.6	24.3	23.6	85	83	15-187	3	20		

Results presented on this page are in the units indicated by the "Units" column except where an alternate unit is presented to the right of the result.

### REPORT OF LABORATORY ANALYSIS

This report shall not be reproduced, except in full,  
without the written consent of Pace Analytical Services, Inc..

### QUALITY CONTROL DATA

Project: 25211374.50 NORTHGATE PLAZA

Pace Project No.: 40131499

QC Batch: ICP/12174

Analysis Method: EPA 6010

QC Batch Method: EPA 6010

Analysis Description: ICP Metals, Trace, Dissolved

Associated Lab Samples: 40131499025

METHOD BLANK: 1329691

Matrix: Water

Associated Lab Samples: 40131499025

Parameter	Units	Blank Result	Reporting Limit	Analyzed	Qualifiers
Iron, Dissolved	ug/L	<12.9	100	05/03/16 23:35	

LABORATORY CONTROL SAMPLE: 1329692

Parameter	Units	Spike Conc.	LCS Result	LCS % Rec	% Rec Limits	Qualifiers
Iron, Dissolved	ug/L	5000	4820	96	80-120	

MATRIX SPIKE & MATRIX SPIKE DUPLICATE: 1329693 1329694

Parameter	Units	MS		MSD		MS Result	MSD Result	MS % Rec	MSD % Rec	% Rec Limits	RPD	Max RPD	Qual
		40131478001 Result	Spike Conc.	Spike Conc.	Conc.								
Iron, Dissolved	ug/L	25.6J	5000	5000	4960	4940	99	98	75-125	0	20		

Results presented on this page are in the units indicated by the "Units" column except where an alternate unit is presented to the right of the result.

### REPORT OF LABORATORY ANALYSIS

This report shall not be reproduced, except in full,  
without the written consent of Pace Analytical Services, Inc..



### QUALITY CONTROL DATA

Project: 25211374.50 NORTHGATE PLAZA

Pace Project No.: 40131499

QC Batch:	ICP/12175	Analysis Method:	EPA 6010
QC Batch Method:	EPA 6010	Analysis Description:	ICP Metals, Trace, Dissolved
Associated Lab Samples:	40131499001, 40131499002, 40131499003, 40131499004, 40131499005, 40131499006, 40131499007, 40131499008, 40131499010, 40131499012, 40131499013, 40131499014, 40131499015, 40131499017, 40131499018, 40131499019, 40131499020, 40131499021, 40131499022, 40131499024		

METHOD BLANK:	1329695	Matrix:	Water
Associated Lab Samples:	40131499001, 40131499002, 40131499003, 40131499004, 40131499005, 40131499006, 40131499007, 40131499008, 40131499010, 40131499012, 40131499013, 40131499014, 40131499015, 40131499017, 40131499018, 40131499019, 40131499020, 40131499021, 40131499022, 40131499024		

Parameter	Units	Blank Result	Reporting Limit	Analyzed	Qualifiers
Iron, Dissolved	ug/L	27.0J	100	05/03/16 22:20	

LABORATORY CONTROL SAMPLE:	1329696					
Parameter	Units	Spike Conc.	LCS Result	LCS % Rec	% Rec Limits	Qualifiers
Iron, Dissolved	ug/L	5000	4940	99	80-120	

MATRIX SPIKE & MATRIX SPIKE DUPLICATE:	1329697			1329698								
Parameter	Units	40131499001 Result	MS Spike Conc.	MSD Spike Conc.	MS Result	MSD Result	MS % Rec	MSD % Rec	% Rec Limits	RPD	Max RPD	Qual
Iron, Dissolved	ug/L	<12.9	5000	5000	4860	4870	97	97	75-125	0	20	

Results presented on this page are in the units indicated by the "Units" column except where an alternate unit is presented to the right of the result.

### REPORT OF LABORATORY ANALYSIS

This report shall not be reproduced, except in full, without the written consent of Pace Analytical Services, Inc..

### QUALITY CONTROL DATA

Project: 25211374.50 NORTHGATE PLAZA

Pace Project No.: 40131499

QC Batch: MSV/33214 Analysis Method: EPA 8260  
 QC Batch Method: EPA 8260 Analysis Description: 8260 MSV  
 Associated Lab Samples: 40131499001, 40131499002, 40131499003, 40131499004, 40131499005, 40131499006, 40131499007,  
 40131499008, 40131499009, 40131499010, 40131499011, 40131499012, 40131499013, 40131499014,  
 40131499015, 40131499016, 40131499017, 40131499018, 40131499019

METHOD BLANK: 1327552

Matrix: Water

Associated Lab Samples: 40131499001, 40131499002, 40131499003, 40131499004, 40131499005, 40131499006, 40131499007,  
 40131499008, 40131499009, 40131499010, 40131499011, 40131499012, 40131499013, 40131499014,  
 40131499015, 40131499016, 40131499017, 40131499018, 40131499019

Parameter	Units	Blank Result	Reporting Limit	Analyzed	Qualifiers
1,1,1,2-Tetrachloroethane	ug/L	<0.18	1.0	05/03/16 17:25	
1,1,1-Trichloroethane	ug/L	<0.50	1.0	05/03/16 17:25	
1,1,2,2-Tetrachloroethane	ug/L	<0.25	1.0	05/03/16 17:25	
1,1,2-Trichloroethane	ug/L	<0.20	1.0	05/03/16 17:25	
1,1-Dichloroethane	ug/L	<0.24	1.0	05/03/16 17:25	
1,1-Dichloroethene	ug/L	<0.41	1.0	05/03/16 17:25	
1,1-Dichloropropene	ug/L	<0.44	1.0	05/03/16 17:25	
1,2,3-Trichlorobenzene	ug/L	<2.1	5.0	05/03/16 17:25	
1,2,3-Trichloropropane	ug/L	<0.50	1.0	05/03/16 17:25	
1,2,4-Trichlorobenzene	ug/L	<2.2	5.0	05/03/16 17:25	
1,2,4-Trimethylbenzene	ug/L	<0.50	1.0	05/03/16 17:25	
1,2-Dibromo-3-chloropropane	ug/L	<2.2	5.0	05/03/16 17:25	
1,2-Dibromoethane (EDB)	ug/L	<0.18	1.0	05/03/16 17:25	
1,2-Dichlorobenzene	ug/L	<0.50	1.0	05/03/16 17:25	
1,2-Dichloroethane	ug/L	<0.17	1.0	05/03/16 17:25	
1,2-Dichloropropane	ug/L	<0.23	1.0	05/03/16 17:25	
1,3,5-Trimethylbenzene	ug/L	<0.50	1.0	05/03/16 17:25	
1,3-Dichlorobenzene	ug/L	<0.50	1.0	05/03/16 17:25	
1,3-Dichloropropane	ug/L	<0.50	1.0	05/03/16 17:25	
1,4-Dichlorobenzene	ug/L	<0.50	1.0	05/03/16 17:25	
2,2-Dichloropropane	ug/L	<0.48	1.0	05/03/16 17:25	
2-Chlorotoluene	ug/L	<0.50	1.0	05/03/16 17:25	
4-Chlorotoluene	ug/L	<0.21	1.0	05/03/16 17:25	
Benzene	ug/L	<0.50	1.0	05/03/16 17:25	
Bromobenzene	ug/L	<0.23	1.0	05/03/16 17:25	
Bromochloromethane	ug/L	<0.34	1.0	05/03/16 17:25	
Bromodichloromethane	ug/L	<0.50	1.0	05/03/16 17:25	
Bromoform	ug/L	<0.50	1.0	05/03/16 17:25	
Bromomethane	ug/L	<2.4	5.0	05/03/16 17:25	
Carbon tetrachloride	ug/L	<0.50	1.0	05/03/16 17:25	
Chlorobenzene	ug/L	<0.50	1.0	05/03/16 17:25	
Chloroethane	ug/L	<0.37	1.0	05/03/16 17:25	
Chloroform	ug/L	<2.5	5.0	05/03/16 17:25	
Chloromethane	ug/L	<0.50	1.0	05/03/16 17:25	
cis-1,2-Dichloroethene	ug/L	<0.26	1.0	05/03/16 17:25	
cis-1,3-Dichloropropene	ug/L	<0.50	1.0	05/03/16 17:25	
Dibromochloromethane	ug/L	<0.50	1.0	05/03/16 17:25	
Dibromomethane	ug/L	<0.43	1.0	05/03/16 17:25	

Results presented on this page are in the units indicated by the "Units" column except where an alternate unit is presented to the right of the result.

### REPORT OF LABORATORY ANALYSIS

This report shall not be reproduced, except in full,  
without the written consent of Pace Analytical Services, Inc..

### QUALITY CONTROL DATA

Project: 25211374.50 NORTHGATE PLAZA

Pace Project No.: 40131499

METHOD BLANK: 1327552

Matrix: Water

Associated Lab Samples: 40131499001, 40131499002, 40131499003, 40131499004, 40131499005, 40131499006, 40131499007, 40131499008, 40131499009, 40131499010, 40131499011, 40131499012, 40131499013, 40131499014, 40131499015, 40131499016, 40131499017, 40131499018, 40131499019

Parameter	Units	Blank Result	Reporting Limit	Analyzed	Qualifiers
Dichlorodifluoromethane	ug/L	<0.22	1.0	05/03/16 17:25	
Diisopropyl ether	ug/L	<0.50	1.0	05/03/16 17:25	
Ethylbenzene	ug/L	<0.50	1.0	05/03/16 17:25	
Hexachloro-1,3-butadiene	ug/L	<2.1	5.0	05/03/16 17:25	
Isopropylbenzene (Cumene)	ug/L	<0.14	1.0	05/03/16 17:25	
Methyl-tert-butyl ether	ug/L	<0.17	1.0	05/03/16 17:25	
Methylene Chloride	ug/L	<0.23	1.0	05/03/16 17:25	
n-Butylbenzene	ug/L	<0.50	1.0	05/03/16 17:25	
n-Propylbenzene	ug/L	<0.50	1.0	05/03/16 17:25	
Naphthalene	ug/L	<2.5	5.0	05/03/16 17:25	
p-Isopropyltoluene	ug/L	<0.50	1.0	05/03/16 17:25	
sec-Butylbenzene	ug/L	<2.2	5.0	05/03/16 17:25	
Styrene	ug/L	<0.50	1.0	05/03/16 17:25	
tert-Butylbenzene	ug/L	<0.18	1.0	05/03/16 17:25	
Tetrachloroethene	ug/L	<0.50	1.0	05/03/16 17:25	
Toluene	ug/L	<0.50	1.0	05/03/16 17:25	
trans-1,2-Dichloroethene	ug/L	<0.26	1.0	05/03/16 17:25	
trans-1,3-Dichloropropene	ug/L	<0.23	1.0	05/03/16 17:25	
Trichloroethene	ug/L	<0.33	1.0	05/03/16 17:25	
Trichlorofluoromethane	ug/L	<0.18	1.0	05/03/16 17:25	
Vinyl chloride	ug/L	<0.18	1.0	05/03/16 17:25	
Xylene (Total)	ug/L	<1.5	3.0	05/03/16 17:25	
4-Bromofluorobenzene (S)	%	97	70-130	05/03/16 17:25	
Dibromofluoromethane (S)	%	111	70-130	05/03/16 17:25	
Toluene-d8 (S)	%	104	70-130	05/03/16 17:25	

LABORATORY CONTROL SAMPLE: 1327553

Parameter	Units	Spike Conc.	LCS Result	LCS % Rec	% Rec Limits	Qualifiers
1,1,1-Trichloroethane	ug/L	50	62.1	124	70-131	
1,1,2,2-Tetrachloroethane	ug/L	50	52.0	104	67-130	
1,1,2-Trichloroethane	ug/L	50	51.3	103	70-130	
1,1-Dichloroethane	ug/L	50	68.9	138	70-133	L0
1,1-Dichloroethene	ug/L	50	61.1	122	70-130	
1,2,4-Trichlorobenzene	ug/L	50	42.0	84	70-130	
1,2-Dibromo-3-chloropropane	ug/L	50	54.9	110	50-150	
1,2-Dibromoethane (EDB)	ug/L	50	50.7	101	70-130	
1,2-Dichlorobenzene	ug/L	50	46.7	93	70-130	
1,2-Dichloroethane	ug/L	50	61.2	122	70-130	
1,2-Dichloropropane	ug/L	50	52.7	105	70-130	
1,3-Dichlorobenzene	ug/L	50	45.8	92	70-130	
1,4-Dichlorobenzene	ug/L	50	47.2	94	70-130	

Results presented on this page are in the units indicated by the "Units" column except where an alternate unit is presented to the right of the result.

### REPORT OF LABORATORY ANALYSIS

This report shall not be reproduced, except in full,  
without the written consent of Pace Analytical Services, Inc..

### QUALITY CONTROL DATA

Project: 25211374.50 NORTHGATE PLAZA

Pace Project No.: 40131499

LABORATORY CONTROL SAMPLE: 1327553

Parameter	Units	Spike Conc.	LCS Result	LCS % Rec	% Rec Limits	Qualifiers
Benzene	ug/L	50	58.8	118	60-135	
Bromodichloromethane	ug/L	50	51.0	102	70-130	
Bromoform	ug/L	50	49.5	99	70-130	
Bromomethane	ug/L	50	37.4	75	33-130	
Carbon tetrachloride	ug/L	50	57.8	116	70-138	
Chlorobenzene	ug/L	50	50.8	102	70-130	
Chloroethane	ug/L	50	61.1	122	51-130	
Chloroform	ug/L	50	61.5	123	70-130	
Chloromethane	ug/L	50	44.5	89	25-132	
cis-1,2-Dichloroethene	ug/L	50	59.1	118	69-130	
cis-1,3-Dichloropropene	ug/L	50	46.1	92	70-130	
Dibromochloromethane	ug/L	50	49.1	98	70-130	
Dichlorodifluoromethane	ug/L	50	44.2	88	23-130	
Ethylbenzene	ug/L	50	54.9	110	70-136	
Isopropylbenzene (Cumene)	ug/L	50	58.0	116	70-140	
Methyl-tert-butyl ether	ug/L	50	62.1	124	66-138	
Methylene Chloride	ug/L	50	60.3	121	70-130	
Styrene	ug/L	50	58.1	116	70-133	
Tetrachloroethene	ug/L	50	44.5	89	70-138	
Toluene	ug/L	50	53.4	107	70-130	
trans-1,2-Dichloroethene	ug/L	50	61.7	123	70-131	
trans-1,3-Dichloropropene	ug/L	50	51.6	103	69-130	
Trichloroethene	ug/L	50	52.7	105	70-130	
Trichlorofluoromethane	ug/L	50	61.7	123	50-150	
Vinyl chloride	ug/L	50	62.2	124	49-130	
Xylene (Total)	ug/L	150	162	108	70-135	
4-Bromofluorobenzene (S)	%			114	70-130	
Dibromofluoromethane (S)	%			113	70-130	
Toluene-d8 (S)	%			101	70-130	

MATRIX SPIKE & MATRIX SPIKE DUPLICATE: 1328928 1328929

Parameter	Units	MS		MSD		MS % Rec	MSD % Rec	% Rec Limits	RPD	Max RPD	Qual	
		40131499001 Result	Spike Conc.	Spike Conc.	MS Result							MSD Result
1,1,1-Trichloroethane	ug/L	<0.50	50	50	60.8	57.0	122	114	70-134	6	20	
1,1,1,2,2-Tetrachloroethane	ug/L	<0.25	50	50	51.2	49.9	102	100	67-130	3	20	
1,1,2-Trichloroethane	ug/L	<0.20	50	50	52.6	52.7	105	105	70-130	0	20	
1,1-Dichloroethane	ug/L	<0.24	50	50	69.9	66.7	140	133	70-134	5	20	M0
1,1-Dichloroethene	ug/L	<0.41	50	50	61.9	68.4	124	137	68-136	10	20	M1
1,2,4-Trichlorobenzene	ug/L	<2.2	50	50	42.7	43.6	85	87	62-139	2	20	
1,2-Dibromo-3-chloropropane	ug/L	<2.2	50	50	50.3	52.3	101	105	50-150	4	20	
1,2-Dibromoethane (EDB)	ug/L	<0.18	50	50	52.2	50.1	104	100	70-130	4	20	
1,2-Dichlorobenzene	ug/L	<0.50	50	50	47.7	47.0	95	94	70-130	1	20	
1,2-Dichloroethane	ug/L	<0.17	50	50	60.0	61.9	120	124	70-130	3	20	

Results presented on this page are in the units indicated by the "Units" column except where an alternate unit is presented to the right of the result.

### REPORT OF LABORATORY ANALYSIS

This report shall not be reproduced, except in full,  
without the written consent of Pace Analytical Services, Inc..

### QUALITY CONTROL DATA

Project: 25211374.50 NORTHGATE PLAZA

Pace Project No.: 40131499

Parameter	Units	MATRIX SPIKE & MATRIX SPIKE DUPLICATE: 1328928		1328929		MS Result	MSD Result	MS % Rec	MSD % Rec	% Rec Limits	Max RPD	RPD	Qual
		40131499001 Result	MS Spike Conc.	MSD Spike Conc.	MS Result								
1,2-Dichloropropane	ug/L	<0.23	50	50	55.7	55.6	111	111	70-130	0	20		
1,3-Dichlorobenzene	ug/L	<0.50	50	50	46.1	46.5	92	93	70-131	1	20		
1,4-Dichlorobenzene	ug/L	<0.50	50	50	47.2	46.5	94	93	70-130	1	20		
Benzene	ug/L	<0.50	50	50	58.1	60.2	116	120	57-138	4	20		
Bromodichloromethane	ug/L	<0.50	50	50	54.7	56.7	109	113	70-130	3	20		
Bromoform	ug/L	<0.50	50	50	49.6	49.6	99	99	70-130	0	20		
Bromomethane	ug/L	<2.4	50	50	42.3	35.2	85	70	33-130	18	27		
Carbon tetrachloride	ug/L	<0.50	50	50	58.0	58.0	116	116	70-138	0	20		
Chlorobenzene	ug/L	<0.50	50	50	51.8	50.8	104	102	70-130	2	20		
Chloroethane	ug/L	<0.37	50	50	65.4	69.5	131	139	51-130	6	20	M1	
Chloroform	ug/L	<2.5	50	50	60.1	56.2	120	112	70-130	7	20		
Chloromethane	ug/L	<0.50	50	50	48.3	55.3	97	111	25-132	14	20		
cis-1,2-Dichloroethene	ug/L	8.7	50	50	67.7	57.5	118	98	61-140	16	20		
cis-1,3-Dichloropropene	ug/L	<0.50	50	50	50.6	52.4	101	105	70-130	3	20		
Dibromochloromethane	ug/L	<0.50	50	50	49.9	49.3	100	99	70-130	1	20		
Dichlorodifluoromethane	ug/L	<0.22	50	50	44.8	50.3	90	101	23-130	11	20		
Ethylbenzene	ug/L	<0.50	50	50	54.4	53.7	109	107	70-138	1	20		
Isopropylbenzene (Cumene)	ug/L	<0.14	50	50	57.1	55.6	114	111	70-152	3	20		
Methyl-tert-butyl ether	ug/L	0.50J	50	50	76.3	68.2	152	135	66-139	11	20	M1	
Methylene Chloride	ug/L	<0.23	50	50	71.8	69.3	144	139	70-130	4	20	M1	
Styrene	ug/L	<0.50	50	50	46.7	47.0	93	94	70-138	1	20		
Tetrachloroethene	ug/L	9.0	50	50	57.3	55.1	97	92	70-148	4	20		
Toluene	ug/L	<0.50	50	50	53.5	53.5	107	107	70-130	0	20		
trans-1,2-Dichloroethene	ug/L	0.37J	50	50	76.9	68.2	153	136	70-133	12	20	M1	
trans-1,3-Dichloropropene	ug/L	<0.23	50	50	53.2	53.0	106	106	69-130	1	20		
Trichloroethene	ug/L	0.70J	50	50	53.1	55.5	105	110	70-131	4	20		
Trichlorofluoromethane	ug/L	<0.18	50	50	64.8	69.8	130	140	50-150	7	20		
Vinyl chloride	ug/L	<0.18	50	50	65.9	70.3	132	141	49-133	6	20	M1	
Xylene (Total)	ug/L	<1.5	150	150	158	157	106	105	70-135	1	20		
4-Bromofluorobenzene (S)	%						114	109	70-130				
Dibromofluoromethane (S)	%						111	108	70-130				
Toluene-d8 (S)	%						100	101	70-130				

Results presented on this page are in the units indicated by the "Units" column except where an alternate unit is presented to the right of the result.

### REPORT OF LABORATORY ANALYSIS

This report shall not be reproduced, except in full,  
without the written consent of Pace Analytical Services, Inc..

### QUALITY CONTROL DATA

Project: 25211374.50 NORTHGATE PLAZA  
Pace Project No.: 40131499

QC Batch: MSV/33215 Analysis Method: EPA 8260  
QC Batch Method: EPA 8260 Analysis Description: 8260 MSV  
Associated Lab Samples: 40131499021, 40131499022, 40131499023, 40131499024, 40131499025

METHOD BLANK: 1327554 Matrix: Water  
Associated Lab Samples: 40131499021, 40131499022, 40131499023, 40131499024, 40131499025

Parameter	Units	Blank Result	Reporting Limit	Analyzed	Qualifiers
1,1,1,2-Tetrachloroethane	ug/L	<0.18	1.0	05/02/16 15:45	
1,1,1-Trichloroethane	ug/L	<0.50	1.0	05/02/16 15:45	
1,1,2,2-Tetrachloroethane	ug/L	<0.25	1.0	05/02/16 15:45	
1,1,2-Trichloroethane	ug/L	<0.20	1.0	05/02/16 15:45	
1,1-Dichloroethane	ug/L	<0.24	1.0	05/02/16 15:45	
1,1-Dichloroethene	ug/L	<0.41	1.0	05/02/16 15:45	
1,1-Dichloropropene	ug/L	<0.44	1.0	05/02/16 15:45	
1,2,3-Trichlorobenzene	ug/L	<2.1	5.0	05/02/16 15:45	
1,2,3-Trichloropropane	ug/L	<0.50	1.0	05/02/16 15:45	
1,2,4-Trichlorobenzene	ug/L	<2.2	5.0	05/02/16 15:45	
1,2,4-Trimethylbenzene	ug/L	<0.50	1.0	05/02/16 15:45	
1,2-Dibromo-3-chloropropane	ug/L	<2.2	5.0	05/02/16 15:45	
1,2-Dibromoethane (EDB)	ug/L	<0.18	1.0	05/02/16 15:45	
1,2-Dichlorobenzene	ug/L	<0.50	1.0	05/02/16 15:45	
1,2-Dichloroethane	ug/L	<0.17	1.0	05/02/16 15:45	
1,2-Dichloropropane	ug/L	<0.23	1.0	05/02/16 15:45	
1,3,5-Trimethylbenzene	ug/L	<0.50	1.0	05/02/16 15:45	
1,3-Dichlorobenzene	ug/L	<0.50	1.0	05/02/16 15:45	
1,3-Dichloropropane	ug/L	<0.50	1.0	05/02/16 15:45	
1,4-Dichlorobenzene	ug/L	<0.50	1.0	05/02/16 15:45	
2,2-Dichloropropane	ug/L	<0.48	1.0	05/02/16 15:45	
2-Chlorotoluene	ug/L	<0.50	1.0	05/02/16 15:45	
4-Chlorotoluene	ug/L	<0.21	1.0	05/02/16 15:45	
Benzene	ug/L	<0.50	1.0	05/02/16 15:45	
Bromobenzene	ug/L	<0.23	1.0	05/02/16 15:45	
Bromochloromethane	ug/L	<0.34	1.0	05/02/16 15:45	
Bromodichloromethane	ug/L	<0.50	1.0	05/02/16 15:45	
Bromoform	ug/L	<0.50	1.0	05/02/16 15:45	
Bromomethane	ug/L	<2.4	5.0	05/02/16 15:45	
Carbon tetrachloride	ug/L	<0.50	1.0	05/02/16 15:45	
Chlorobenzene	ug/L	<0.50	1.0	05/02/16 15:45	
Chloroethane	ug/L	<0.37	1.0	05/02/16 15:45	
Chloroform	ug/L	<2.5	5.0	05/02/16 15:45	
Chloromethane	ug/L	<0.50	1.0	05/02/16 15:45	
cis-1,2-Dichloroethene	ug/L	<0.26	1.0	05/02/16 15:45	
cis-1,3-Dichloropropene	ug/L	<0.50	1.0	05/02/16 15:45	
Dibromochloromethane	ug/L	<0.50	1.0	05/02/16 15:45	
Dibromomethane	ug/L	<0.43	1.0	05/02/16 15:45	
Dichlorodifluoromethane	ug/L	<0.22	1.0	05/02/16 15:45	
Diisopropyl ether	ug/L	<0.50	1.0	05/02/16 15:45	
Ethylbenzene	ug/L	<0.50	1.0	05/02/16 15:45	

Results presented on this page are in the units indicated by the "Units" column except where an alternate unit is presented to the right of the result.

### REPORT OF LABORATORY ANALYSIS

This report shall not be reproduced, except in full,  
without the written consent of Pace Analytical Services, Inc..

### QUALITY CONTROL DATA

Project: 25211374.50 NORTHGATE PLAZA

Pace Project No.: 40131499

METHOD BLANK: 1327554

Matrix: Water

Associated Lab Samples: 40131499021, 40131499022, 40131499023, 40131499024, 40131499025

Parameter	Units	Blank Result	Reporting Limit	Analyzed	Qualifiers
Hexachloro-1,3-butadiene	ug/L	<2.1	5.0	05/02/16 15:45	
Isopropylbenzene (Cumene)	ug/L	<0.14	1.0	05/02/16 15:45	
Methyl-tert-butyl ether	ug/L	<0.17	1.0	05/02/16 15:45	
Methylene Chloride	ug/L	<0.23	1.0	05/02/16 15:45	
n-Butylbenzene	ug/L	<0.50	1.0	05/02/16 15:45	
n-Propylbenzene	ug/L	<0.50	1.0	05/02/16 15:45	
Naphthalene	ug/L	<2.5	5.0	05/02/16 15:45	
p-Isopropyltoluene	ug/L	<0.50	1.0	05/02/16 15:45	
sec-Butylbenzene	ug/L	<2.2	5.0	05/02/16 15:45	
Styrene	ug/L	<0.50	1.0	05/02/16 15:45	
tert-Butylbenzene	ug/L	<0.18	1.0	05/02/16 15:45	
Tetrachloroethene	ug/L	<0.50	1.0	05/02/16 15:45	
Toluene	ug/L	<0.50	1.0	05/02/16 15:45	
trans-1,2-Dichloroethene	ug/L	<0.26	1.0	05/02/16 15:45	
trans-1,3-Dichloropropene	ug/L	<0.23	1.0	05/02/16 15:45	
Trichloroethene	ug/L	<0.33	1.0	05/02/16 15:45	
Trichlorofluoromethane	ug/L	<0.18	1.0	05/02/16 15:45	
Vinyl chloride	ug/L	<0.18	1.0	05/02/16 15:45	
Xylene (Total)	ug/L	<1.5	3.0	05/02/16 15:45	
4-Bromofluorobenzene (S)	%	82	70-130	05/02/16 15:45	
Dibromofluoromethane (S)	%	114	70-130	05/02/16 15:45	
Toluene-d8 (S)	%	97	70-130	05/02/16 15:45	

LABORATORY CONTROL SAMPLE: 1327555

Parameter	Units	Spike Conc.	LCS Result	LCS % Rec	% Rec Limits	Qualifiers
1,1,1-Trichloroethane	ug/L	50	47.1	94	70-131	
1,1,2,2-Tetrachloroethane	ug/L	50	52.4	105	67-130	
1,1,2-Trichloroethane	ug/L	50	45.4	91	70-130	
1,1-Dichloroethane	ug/L	50	47.6	95	70-133	
1,1-Dichloroethene	ug/L	50	54.1	108	70-130	
1,2,4-Trichlorobenzene	ug/L	50	38.7	77	70-130	
1,2-Dibromo-3-chloropropane	ug/L	50	38.2	76	50-150	
1,2-Dibromoethane (EDB)	ug/L	50	41.2	82	70-130	
1,2-Dichlorobenzene	ug/L	50	45.8	92	70-130	
1,2-Dichloroethane	ug/L	50	51.6	103	70-130	
1,2-Dichloropropane	ug/L	50	47.6	95	70-130	
1,3-Dichlorobenzene	ug/L	50	47.0	94	70-130	
1,4-Dichlorobenzene	ug/L	50	45.2	90	70-130	
Benzene	ug/L	50	46.1	92	60-135	
Bromodichloromethane	ug/L	50	45.1	90	70-130	
Bromoform	ug/L	50	39.8	80	70-130	
Bromomethane	ug/L	50	40.2	80	33-130	
Carbon tetrachloride	ug/L	50	47.5	95	70-138	

Results presented on this page are in the units indicated by the "Units" column except where an alternate unit is presented to the right of the result.

### REPORT OF LABORATORY ANALYSIS

This report shall not be reproduced, except in full,  
without the written consent of Pace Analytical Services, Inc..

### QUALITY CONTROL DATA

Project: 25211374.50 NORTHGATE PLAZA

Pace Project No.: 40131499

LABORATORY CONTROL SAMPLE: 1327555

Parameter	Units	Spike Conc.	LCS Result	LCS % Rec	% Rec Limits	Qualifiers
Chlorobenzene	ug/L	50	46.3	93	70-130	
Chloroethane	ug/L	50	55.7	111	51-130	
Chloroform	ug/L	50	48.0	96	70-130	
Chloromethane	ug/L	50	53.7	107	25-132	
cis-1,2-Dichloroethene	ug/L	50	46.8	94	69-130	
cis-1,3-Dichloropropene	ug/L	50	42.1	84	70-130	
Dibromochloromethane	ug/L	50	41.4	83	70-130	
Dichlorodifluoromethane	ug/L	50	47.3	95	23-130	
Ethylbenzene	ug/L	50	45.9	92	70-136	
Isopropylbenzene (Cumene)	ug/L	50	46.8	94	70-140	
Methyl-tert-butyl ether	ug/L	50	47.0	94	66-138	
Methylene Chloride	ug/L	50	48.4	97	70-130	
Styrene	ug/L	50	42.5	85	70-133	
Tetrachloroethene	ug/L	50	48.7	97	70-138	
Toluene	ug/L	50	46.2	92	70-130	
trans-1,2-Dichloroethene	ug/L	50	51.1	102	70-131	
trans-1,3-Dichloropropene	ug/L	50	40.1	80	69-130	
Trichloroethene	ug/L	50	47.0	94	70-130	
Trichlorofluoromethane	ug/L	50	53.4	107	50-150	
Vinyl chloride	ug/L	50	59.2	118	49-130	
Xylene (Total)	ug/L	150	132	88	70-135	
4-Bromofluorobenzene (S)	%			92	70-130	
Dibromofluoromethane (S)	%			104	70-130	
Toluene-d8 (S)	%			98	70-130	

MATRIX SPIKE & MATRIX SPIKE DUPLICATE: 1328902 1328903

Parameter	Units	MS		MSD		MS Result	MSD Result	MS % Rec	MSD % Rec	% Rec Limits	RPD	Max RPD	Qual
		40131499022 Result	Spike Conc.	Spike Conc.	Result								
1,1,1-Trichloroethane	ug/L	<0.50	50	50	48.5	49.3	97	99	70-134	2	20		
1,1,2,2-Tetrachloroethane	ug/L	<0.25	50	50	52.7	54.2	105	108	67-130	3	20		
1,1,2-Trichloroethane	ug/L	<0.20	50	50	48.8	45.5	98	91	70-130	7	20		
1,1-Dichloroethane	ug/L	<0.24	50	50	49.4	51.0	99	102	70-134	3	20		
1,1-Dichloroethene	ug/L	<0.41	50	50	51.1	51.6	102	103	68-136	1	20		
1,2,4-Trichlorobenzene	ug/L	<2.2	50	50	38.4	38.4	77	77	62-139	0	20		
1,2-Dibromo-3-chloropropane	ug/L	<2.2	50	50	41.3	40.0	83	80	50-150	3	20		
1,2-Dibromoethane (EDB)	ug/L	<0.18	50	50	42.6	41.8	85	84	70-130	2	20		
1,2-Dichlorobenzene	ug/L	<0.50	50	50	46.5	46.0	93	92	70-130	1	20		
1,2-Dichloroethane	ug/L	<0.17	50	50	51.5	52.8	103	106	70-130	3	20		
1,2-Dichloropropane	ug/L	<0.23	50	50	50.6	48.6	101	97	70-130	4	20		
1,3-Dichlorobenzene	ug/L	<0.50	50	50	46.8	47.0	94	94	70-131	0	20		
1,4-Dichlorobenzene	ug/L	<0.50	50	50	43.7	45.4	87	91	70-130	4	20		
Benzene	ug/L	<0.50	50	50	47.8	47.6	96	95	57-138	0	20		
Bromodichloromethane	ug/L	<0.50	50	50	49.0	46.9	98	94	70-130	4	20		

Results presented on this page are in the units indicated by the "Units" column except where an alternate unit is presented to the right of the result.

### REPORT OF LABORATORY ANALYSIS

This report shall not be reproduced, except in full,  
without the written consent of Pace Analytical Services, Inc..



### QUALITY CONTROL DATA

Project: 25211374.50 NORTHGATE PLAZA

Pace Project No.: 40131499

Parameter	Units	MATRIX SPIKE & MATRIX SPIKE DUPLICATE: 1328902		1328903		MS Result	MSD Result	MS % Rec	MSD % Rec	% Rec Limits	Max RPD	RPD	Qual
		40131499022 Result	MS Spike Conc.	MSD Spike Conc.	MS Result								
Bromoform	ug/L	<0.50	50	50	39.8	37.0	80	74	70-130	7	20		
Bromomethane	ug/L	<2.4	50	50	46.7	54.6	93	109	33-130	16	27		
Carbon tetrachloride	ug/L	<0.50	50	50	48.5	48.0	97	96	70-138	1	20		
Chlorobenzene	ug/L	<0.50	50	50	49.9	47.0	100	94	70-130	6	20		
Chloroethane	ug/L	<0.37	50	50	58.5	59.4	117	119	51-130	2	20		
Chloroform	ug/L	<2.5	50	50	49.9	50.2	100	100	70-130	1	20		
Chloromethane	ug/L	<0.50	50	50	53.1	50.3	106	101	25-132	5	20		
cis-1,2-Dichloroethene	ug/L	2.1	50	50	47.1	50.0	90	96	61-140	6	20		
cis-1,3-Dichloropropene	ug/L	<0.50	50	50	40.9	37.8	82	76	70-130	8	20		
Dibromochloromethane	ug/L	<0.50	50	50	42.2	40.6	84	81	70-130	4	20		
Dichlorodifluoromethane	ug/L	<0.22	50	50	52.2	51.7	104	103	23-130	1	20		
Ethylbenzene	ug/L	<0.50	50	50	46.2	44.2	92	88	70-138	4	20		
Isopropylbenzene (Cumene)	ug/L	<0.14	50	50	46.9	44.7	94	89	70-152	5	20		
Methyl-tert-butyl ether	ug/L	0.96J	50	50	52.2	49.7	103	97	66-139	5	20		
Methylene Chloride	ug/L	<0.23	50	50	50.1	49.0	100	98	70-130	2	20		
Styrene	ug/L	<0.50	50	50	19.7	16.9	39	34	70-138	15	20	M1	
Tetrachloroethene	ug/L	<0.50	50	50	51.8	49.9	103	99	70-148	4	20		
Toluene	ug/L	<0.50	50	50	46.9	45.7	94	91	70-130	3	20		
trans-1,2-Dichloroethene	ug/L	<0.26	50	50	53.2	52.0	106	104	70-133	2	20		
trans-1,3-Dichloropropene	ug/L	<0.23	50	50	37.7	35.1	75	70	69-130	7	20		
Trichloroethene	ug/L	0.57J	50	50	49.8	48.5	99	96	70-131	3	20		
Trichlorofluoromethane	ug/L	<0.18	50	50	56.8	56.9	114	114	50-150	0	20		
Vinyl chloride	ug/L	0.27J	50	50	62.3	59.6	124	119	49-133	4	20		
Xylene (Total)	ug/L	<1.5	150	150	118	109	78	73	70-135	8	20		
4-Bromofluorobenzene (S)	%						94	94	70-130				
Dibromofluoromethane (S)	%						106	105	70-130				
Toluene-d8 (S)	%						99	98	70-130				

Results presented on this page are in the units indicated by the "Units" column except where an alternate unit is presented to the right of the result.

### REPORT OF LABORATORY ANALYSIS

This report shall not be reproduced, except in full,  
without the written consent of Pace Analytical Services, Inc..

### QUALITY CONTROL DATA

Project: 25211374.50 NORTHGATE PLAZA

Pace Project No.: 40131499

QC Batch: MSV/33313

Analysis Method: EPA 8260

QC Batch Method: EPA 8260

Analysis Description: 8260 MSV

Associated Lab Samples: 40131499020

METHOD BLANK: 1330384

Matrix: Water

Associated Lab Samples: 40131499020

Parameter	Units	Blank Result	Reporting Limit	Analyzed	Qualifiers
1,1,1,2-Tetrachloroethane	ug/L	<0.18	1.0	05/05/16 06:47	
1,1,1-Trichloroethane	ug/L	<0.50	1.0	05/05/16 06:47	
1,1,2,2-Tetrachloroethane	ug/L	<0.25	1.0	05/05/16 06:47	
1,1,2-Trichloroethane	ug/L	<0.20	1.0	05/05/16 06:47	
1,1-Dichloroethane	ug/L	<0.24	1.0	05/05/16 06:47	
1,1-Dichloroethene	ug/L	<0.41	1.0	05/05/16 06:47	
1,1-Dichloropropene	ug/L	<0.44	1.0	05/05/16 06:47	
1,2,3-Trichlorobenzene	ug/L	<2.1	5.0	05/05/16 06:47	
1,2,3-Trichloropropane	ug/L	<0.50	1.0	05/05/16 06:47	
1,2,4-Trichlorobenzene	ug/L	<2.2	5.0	05/05/16 06:47	
1,2,4-Trimethylbenzene	ug/L	<0.50	1.0	05/05/16 06:47	
1,2-Dibromo-3-chloropropane	ug/L	<2.2	5.0	05/05/16 06:47	
1,2-Dibromoethane (EDB)	ug/L	<0.18	1.0	05/05/16 06:47	
1,2-Dichlorobenzene	ug/L	<0.50	1.0	05/05/16 06:47	
1,2-Dichloroethane	ug/L	<0.17	1.0	05/05/16 06:47	
1,2-Dichloropropane	ug/L	<0.23	1.0	05/05/16 06:47	
1,3,5-Trimethylbenzene	ug/L	<0.50	1.0	05/05/16 06:47	
1,3-Dichlorobenzene	ug/L	<0.50	1.0	05/05/16 06:47	
1,3-Dichloropropane	ug/L	<0.50	1.0	05/05/16 06:47	
1,4-Dichlorobenzene	ug/L	<0.50	1.0	05/05/16 06:47	
2,2-Dichloropropane	ug/L	<0.48	1.0	05/05/16 06:47	
2-Chlorotoluene	ug/L	<0.50	1.0	05/05/16 06:47	
4-Chlorotoluene	ug/L	<0.21	1.0	05/05/16 06:47	
Benzene	ug/L	<0.50	1.0	05/05/16 06:47	
Bromobenzene	ug/L	<0.23	1.0	05/05/16 06:47	
Bromochloromethane	ug/L	<0.34	1.0	05/05/16 06:47	
Bromodichloromethane	ug/L	<0.50	1.0	05/05/16 06:47	
Bromoform	ug/L	<0.50	1.0	05/05/16 06:47	
Bromomethane	ug/L	<2.4	5.0	05/05/16 06:47	
Carbon tetrachloride	ug/L	<0.50	1.0	05/05/16 06:47	
Chlorobenzene	ug/L	<0.50	1.0	05/05/16 06:47	
Chloroethane	ug/L	<0.37	1.0	05/05/16 06:47	
Chloroform	ug/L	<2.5	5.0	05/05/16 06:47	
Chloromethane	ug/L	<0.50	1.0	05/05/16 06:47	
cis-1,2-Dichloroethene	ug/L	<0.26	1.0	05/05/16 06:47	
cis-1,3-Dichloropropene	ug/L	<0.50	1.0	05/05/16 06:47	
Dibromochloromethane	ug/L	<0.50	1.0	05/05/16 06:47	
Dibromomethane	ug/L	<0.43	1.0	05/05/16 06:47	
Dichlorodifluoromethane	ug/L	<0.22	1.0	05/05/16 06:47	
Diisopropyl ether	ug/L	<0.50	1.0	05/05/16 06:47	
Ethylbenzene	ug/L	<0.50	1.0	05/05/16 06:47	

Results presented on this page are in the units indicated by the "Units" column except where an alternate unit is presented to the right of the result.

### REPORT OF LABORATORY ANALYSIS

This report shall not be reproduced, except in full,  
without the written consent of Pace Analytical Services, Inc..

### QUALITY CONTROL DATA

Project: 25211374.50 NORTHGATE PLAZA

Pace Project No.: 40131499

METHOD BLANK: 1330384

Matrix: Water

Associated Lab Samples: 40131499020

Parameter	Units	Blank Result	Reporting Limit	Analyzed	Qualifiers
Hexachloro-1,3-butadiene	ug/L	<2.1	5.0	05/05/16 06:47	
Isopropylbenzene (Cumene)	ug/L	<0.14	1.0	05/05/16 06:47	
Methyl-tert-butyl ether	ug/L	<0.17	1.0	05/05/16 06:47	
Methylene Chloride	ug/L	<0.23	1.0	05/05/16 06:47	
n-Butylbenzene	ug/L	<0.50	1.0	05/05/16 06:47	
n-Propylbenzene	ug/L	<0.50	1.0	05/05/16 06:47	
Naphthalene	ug/L	<2.5	5.0	05/05/16 06:47	
p-Isopropyltoluene	ug/L	<0.50	1.0	05/05/16 06:47	
sec-Butylbenzene	ug/L	<2.2	5.0	05/05/16 06:47	
Styrene	ug/L	<0.50	1.0	05/05/16 06:47	
tert-Butylbenzene	ug/L	<0.18	1.0	05/05/16 06:47	
Tetrachloroethene	ug/L	<0.50	1.0	05/05/16 06:47	
Toluene	ug/L	<0.50	1.0	05/05/16 06:47	
trans-1,2-Dichloroethene	ug/L	<0.26	1.0	05/05/16 06:47	
trans-1,3-Dichloropropene	ug/L	<0.23	1.0	05/05/16 06:47	
Trichloroethene	ug/L	<0.33	1.0	05/05/16 06:47	
Trichlorofluoromethane	ug/L	<0.18	1.0	05/05/16 06:47	
Vinyl chloride	ug/L	<0.18	1.0	05/05/16 06:47	
Xylene (Total)	ug/L	<1.5	3.0	05/05/16 06:47	
4-Bromofluorobenzene (S)	%	87	70-130	05/05/16 06:47	
Dibromofluoromethane (S)	%	114	70-130	05/05/16 06:47	
Toluene-d8 (S)	%	97	70-130	05/05/16 06:47	

LABORATORY CONTROL SAMPLE: 1330385

Parameter	Units	Spike Conc.	LCS Result	LCS % Rec	% Rec Limits	Qualifiers
1,1,1-Trichloroethane	ug/L	50	51.9	104	70-131	
1,1,2,2-Tetrachloroethane	ug/L	50	55.1	110	67-130	
1,1,2-Trichloroethane	ug/L	50	56.7	113	70-130	
1,1-Dichloroethane	ug/L	50	51.7	103	70-133	
1,1-Dichloroethene	ug/L	50	50.2	100	70-130	
1,2,4-Trichlorobenzene	ug/L	50	39.5	79	70-130	
1,2-Dibromo-3-chloropropane	ug/L	50	44.8	90	50-150	
1,2-Dibromoethane (EDB)	ug/L	50	50.7	101	70-130	
1,2-Dichlorobenzene	ug/L	50	51.0	102	70-130	
1,2-Dichloroethane	ug/L	50	52.7	105	70-130	
1,2-Dichloropropane	ug/L	50	60.8	122	70-130	
1,3-Dichlorobenzene	ug/L	50	48.3	97	70-130	
1,4-Dichlorobenzene	ug/L	50	51.6	103	70-130	
Benzene	ug/L	50	53.4	107	60-135	
Bromodichloromethane	ug/L	50	58.1	116	70-130	
Bromoform	ug/L	50	49.7	99	70-130	
Bromomethane	ug/L	50	39.1	78	33-130	
Carbon tetrachloride	ug/L	50	54.8	110	70-138	

Results presented on this page are in the units indicated by the "Units" column except where an alternate unit is presented to the right of the result.

### REPORT OF LABORATORY ANALYSIS

This report shall not be reproduced, except in full,  
without the written consent of Pace Analytical Services, Inc..

### QUALITY CONTROL DATA

Project: 25211374.50 NORTHGATE PLAZA

Pace Project No.: 40131499

LABORATORY CONTROL SAMPLE: 1330385

Parameter	Units	Spike Conc.	LCS Result	LCS % Rec	% Rec Limits	Qualifiers
Chlorobenzene	ug/L	50	53.2	106	70-130	
Chloroethane	ug/L	50	58.4	117	51-130	
Chloroform	ug/L	50	52.8	106	70-130	
Chloromethane	ug/L	50	51.5	103	25-132	
cis-1,2-Dichloroethene	ug/L	50	46.6	93	69-130	
cis-1,3-Dichloropropene	ug/L	50	41.8	84	70-130	
Dibromochloromethane	ug/L	50	49.3	99	70-130	
Dichlorodifluoromethane	ug/L	50	31.5	63	23-130	
Ethylbenzene	ug/L	50	53.5	107	70-136	
Isopropylbenzene (Cumene)	ug/L	50	52.6	105	70-140	
Methyl-tert-butyl ether	ug/L	50	42.6	85	66-138	
Methylene Chloride	ug/L	50	52.7	105	70-130	
Styrene	ug/L	50	57.0	114	70-133	
Tetrachloroethene	ug/L	50	52.0	104	70-138	
Toluene	ug/L	50	54.8	110	70-130	
trans-1,2-Dichloroethene	ug/L	50	49.6	99	70-131	
trans-1,3-Dichloropropene	ug/L	50	35.9	72	69-130	
Trichloroethene	ug/L	50	55.9	112	70-130	
Trichlorofluoromethane	ug/L	50	55.1	110	50-150	
Vinyl chloride	ug/L	50	54.5	109	49-130	
Xylene (Total)	ug/L	150	164	109	70-135	
4-Bromofluorobenzene (S)	%			104	70-130	
Dibromofluoromethane (S)	%			111	70-130	
Toluene-d8 (S)	%			98	70-130	

MATRIX SPIKE & MATRIX SPIKE DUPLICATE: 1330659 1330660

Parameter	Units	MS		MSD		MS Result	MSD Result	MS % Rec	MSD % Rec	% Rec Limits	RPD	Max RPD	Qual
		40131558002	Result	Spike Conc.	Spike Conc.								
1,1,1-Trichloroethane	ug/L	4.5	50	50	49.4	50.9	90	93	70-134	3	20		
1,1,2,2-Tetrachloroethane	ug/L	<0.25	50	50	54.1	55.9	108	112	67-130	3	20		
1,1,2-Trichloroethane	ug/L	0.27J	50	50	54.0	56.8	107	113	70-130	5	20		
1,1-Dichloroethane	ug/L	<0.24	50	50	49.5	50.9	99	102	70-134	3	20		
1,1-Dichloroethene	ug/L	<0.41	50	50	46.8	48.0	94	96	68-136	2	20		
1,2,4-Trichlorobenzene	ug/L	<2.2	50	50	42.4	43.7	85	87	62-139	3	20		
1,2-Dibromo-3-chloropropane	ug/L	<2.2	50	50	44.5	45.7	89	91	50-150	3	20		
1,2-Dibromoethane (EDB)	ug/L	<0.18	50	50	50.3	52.1	101	104	70-130	3	20		
1,2-Dichlorobenzene	ug/L	<0.50	50	50	49.7	51.7	99	103	70-130	4	20		
1,2-Dichloroethane	ug/L	<0.17	50	50	50.1	51.2	100	102	70-130	2	20		
1,2-Dichloropropane	ug/L	<0.23	50	50	57.3	58.5	115	117	70-130	2	20		
1,3-Dichlorobenzene	ug/L	<0.50	50	50	48.0	50.1	96	100	70-131	4	20		
1,4-Dichlorobenzene	ug/L	<0.50	50	50	51.9	54.2	104	108	70-130	4	20		
Benzene	ug/L	<0.50	50	50	50.8	51.5	101	103	57-138	1	20		
Bromodichloromethane	ug/L	<0.50	50	50	56.1	57.3	112	115	70-130	2	20		

Results presented on this page are in the units indicated by the "Units" column except where an alternate unit is presented to the right of the result.

### REPORT OF LABORATORY ANALYSIS

This report shall not be reproduced, except in full,  
without the written consent of Pace Analytical Services, Inc..

### QUALITY CONTROL DATA

Project: 25211374.50 NORTHGATE PLAZA

Pace Project No.: 40131499

Parameter	Units	40131558002		1330659		1330660		% Rec	% Rec	Limits	RPD	Max RPD	Qual
		Result	MS Spike Conc.	MSD Spike Conc.	MS Result	MSD Result	MS % Rec						
Bromoform	ug/L	<0.50	50	50	47.8	49.5	96	99	70-130	4	20		
Bromomethane	ug/L	<2.4	50	50	40.4	43.5	81	87	33-130	7	27		
Carbon tetrachloride	ug/L	<0.50	50	50	51.8	53.6	104	107	70-138	3	20		
Chlorobenzene	ug/L	<0.50	50	50	51.4	51.9	103	104	70-130	1	20		
Chloroethane	ug/L	<0.37	50	50	52.3	54.3	105	109	51-130	4	20		
Chloroform	ug/L	<2.5	50	50	53.5	50.4	107	101	70-130	6	20		
Chloromethane	ug/L	<0.50	50	50	42.6	44.1	85	88	25-132	3	20		
cis-1,2-Dichloroethene	ug/L	<0.26	50	50	44.9	46.0	90	92	61-140	2	20		
cis-1,3-Dichloropropene	ug/L	<0.50	50	50	46.8	49.0	94	98	70-130	4	20		
Dibromochloromethane	ug/L	<0.50	50	50	47.3	49.3	95	99	70-130	4	20		
Dichlorodifluoromethane	ug/L	<0.22	50	50	24.6	25.2	49	50	23-130	2	20		
Ethylbenzene	ug/L	<0.50	50	50	51.8	53.4	103	107	70-138	3	20		
Isopropylbenzene (Cumene)	ug/L	<0.14	50	50	50.7	53.0	101	106	70-152	4	20		
Methyl-tert-butyl ether	ug/L	<0.17	50	50	40.6	42.4	81	85	66-139	4	20		
Methylene Chloride	ug/L	<0.23	50	50	49.6	51.0	99	102	70-130	3	20		
Styrene	ug/L	<0.50	50	50	55.4	57.2	111	114	70-138	3	20		
Tetrachloroethene	ug/L	2.4	50	50	64.9	67.2	125	130	70-148	4	20		
Toluene	ug/L	<0.50	50	50	52.1	54.4	104	108	70-130	4	20		
trans-1,2-Dichloroethene	ug/L	<0.26	50	50	47.8	48.8	96	98	70-133	2	20		
trans-1,3-Dichloropropene	ug/L	<0.23	50	50	40.7	42.4	81	85	69-130	4	20		
Trichloroethene	ug/L	2.0	50	50	54.5	55.9	105	108	70-131	3	20		
Trichlorofluoromethane	ug/L	<0.18	50	50	49.3	50.9	99	102	50-150	3	20		
Vinyl chloride	ug/L	<0.18	50	50	46.7	48.0	93	96	49-133	3	20		
Xylene (Total)	ug/L	<1.5	150	150	159	164	105	109	70-135	3	20		
4-Bromofluorobenzene (S)	%						102	102	70-130				
Dibromofluoromethane (S)	%						110	111	70-130				
Toluene-d8 (S)	%						98	98	70-130				

Results presented on this page are in the units indicated by the "Units" column except where an alternate unit is presented to the right of the result.

### REPORT OF LABORATORY ANALYSIS

This report shall not be reproduced, except in full,  
without the written consent of Pace Analytical Services, Inc..

### QUALITY CONTROL DATA

Project: 25211374.50 NORTHGATE PLAZA  
Pace Project No.: 40131499

QC Batch: WETA/33542 Analysis Method: EPA 300.0  
QC Batch Method: EPA 300.0 Analysis Description: 300.0 IC Anions,Dissolved  
Associated Lab Samples: 40131499001, 40131499002, 40131499003, 40131499004, 40131499005, 40131499006, 40131499007, 40131499008, 40131499010, 40131499012, 40131499013, 40131499014, 40131499015, 40131499017, 40131499018, 40131499019, 40131499020

METHOD BLANK: 1331930 Matrix: Water  
Associated Lab Samples: 40131499001, 40131499002, 40131499003, 40131499004, 40131499005, 40131499006, 40131499007, 40131499008, 40131499010, 40131499012, 40131499013, 40131499014, 40131499015, 40131499017, 40131499018, 40131499019, 40131499020

Parameter	Units	Blank Result	Reporting Limit	Analyzed	Qualifiers
Sulfate	mg/L	<2.0	4.0	05/10/16 09:55	

LABORATORY CONTROL SAMPLE: 1331931

Parameter	Units	Spike Conc.	LCS Result	LCS % Rec	% Rec Limits	Qualifiers
Sulfate	mg/L	20	19.8	99	90-110	

MATRIX SPIKE & MATRIX SPIKE DUPLICATE: 1331932 1331933

Parameter	Units	40131448002 Result	MS Spike Conc.	MSD Spike Conc.	MS Result	MSD Result	MS % Rec	MSD % Rec	% Rec Limits	RPD	Max RPD	Qual
Sulfate	mg/L	10.3	20	20	30.6	31.0	101	104	90-110	1	20	

MATRIX SPIKE & MATRIX SPIKE DUPLICATE: 1331934 1331935

Parameter	Units	40131499019 Result	MS Spike Conc.	MSD Spike Conc.	MS Result	MSD Result	MS % Rec	MSD % Rec	% Rec Limits	RPD	Max RPD	Qual
Sulfate	mg/L	116	200	200	315	313	100	98	90-110	1	20	

Results presented on this page are in the units indicated by the "Units" column except where an alternate unit is presented to the right of the result.

### REPORT OF LABORATORY ANALYSIS

This report shall not be reproduced, except in full,  
without the written consent of Pace Analytical Services, Inc..

### QUALITY CONTROL DATA

Project: 25211374.50 NORTHGATE PLAZA

Pace Project No.: 40131499

QC Batch: WETA/33548 Analysis Method: EPA 300.0  
 QC Batch Method: EPA 300.0 Analysis Description: 300.0 IC Anions,Dissolved  
 Associated Lab Samples: 40131499021, 40131499022, 40131499024, 40131499025

METHOD BLANK: 1332036 Matrix: Water  
 Associated Lab Samples: 40131499021, 40131499022, 40131499024, 40131499025

Parameter	Units	Blank Result	Reporting Limit	Analyzed	Qualifiers
Sulfate	mg/L	<2.0	4.0	05/10/16 15:26	

LABORATORY CONTROL SAMPLE: 1332037

Parameter	Units	Spike Conc.	LCS Result	LCS % Rec	% Rec Limits	Qualifiers
Sulfate	mg/L	20	20.0	100	90-110	

MATRIX SPIKE & MATRIX SPIKE DUPLICATE: 1332038 1332039

Parameter	Units	40131499021 Result	MS	MSD	MS Result	MSD Result	MS % Rec	MSD % Rec	% Rec Limits	RPD	Max RPD	Qual
			Spike Conc.	Spike Conc.								
Sulfate	mg/L	17.3J	100	100	110	110	93	93	90-110	0	20	

MATRIX SPIKE & MATRIX SPIKE DUPLICATE: 1332040 1332041

Parameter	Units	40131754008 Result	MS	MSD	MS Result	MSD Result	MS % Rec	MSD % Rec	% Rec Limits	RPD	Max RPD	Qual
			Spike Conc.	Spike Conc.								
Sulfate	mg/L	18.8	20	20	39.9	40.4	106	108	90-110	1	20	

Results presented on this page are in the units indicated by the "Units" column except where an alternate unit is presented to the right of the result.

### REPORT OF LABORATORY ANALYSIS

This report shall not be reproduced, except in full,  
without the written consent of Pace Analytical Services, Inc..

### QUALITY CONTROL DATA

Project: 25211374.50 NORTHGATE PLAZA  
Pace Project No.: 40131499

QC Batch: WETA/33468 Analysis Method: EPA 310.2  
QC Batch Method: EPA 310.2 Analysis Description: 310.2 Alkalinity, Dissolved  
Associated Lab Samples: 40131499001, 40131499002, 40131499003, 40131499004, 40131499005, 40131499006, 40131499007, 40131499008, 40131499010, 40131499012, 40131499014

METHOD BLANK: 1329121 Matrix: Water  
Associated Lab Samples: 40131499001, 40131499002, 40131499003, 40131499004, 40131499005, 40131499006, 40131499007, 40131499008, 40131499010, 40131499012, 40131499014

Parameter	Units	Blank Result	Reporting Limit	Analyzed	Qualifiers
Alkalinity, Total as CaCO <sub>3</sub> , Dissolved	mg/L	<8.6	20.0	05/04/16 12:10	

LABORATORY CONTROL SAMPLE: 1329122

Parameter	Units	Spike Conc.	LCS Result	LCS % Rec	% Rec Limits	Qualifiers
Alkalinity, Total as CaCO <sub>3</sub> , Dissolved	mg/L	100	107	107	90-110	

MATRIX SPIKE & MATRIX SPIKE DUPLICATE: 1329123 1329124

Parameter	Units	40131499002 Result	MS Spike Conc.	MSD Spike Conc.	MS Result	MSD Result	MS % Rec	MSD % Rec	% Rec Limits	RPD	Max RPD	Qual
Alkalinity, Total as CaCO <sub>3</sub> , Dissolved	mg/L	414	500	500	895	943	96	106	90-110	5	20	

MATRIX SPIKE & MATRIX SPIKE DUPLICATE: 1329125 1329126

Parameter	Units	40131499014 Result	MS Spike Conc.	MSD Spike Conc.	MS Result	MSD Result	MS % Rec	MSD % Rec	% Rec Limits	RPD	Max RPD	Qual
Alkalinity, Total as CaCO <sub>3</sub> , Dissolved	mg/L	356	500	500	822	827	93	94	90-110	1	20	

Results presented on this page are in the units indicated by the "Units" column except where an alternate unit is presented to the right of the result.

### REPORT OF LABORATORY ANALYSIS

This report shall not be reproduced, except in full,  
without the written consent of Pace Analytical Services, Inc..



### QUALITY CONTROL DATA

Project: 25211374.50 NORTHGATE PLAZA  
Pace Project No.: 40131499

QC Batch: WETA/33525 Analysis Method: EPA 310.2  
QC Batch Method: EPA 310.2 Analysis Description: 310.2 Alkalinity, Dissolved  
Associated Lab Samples: 40131499013, 40131499015, 40131499017, 40131499018, 40131499019, 40131499020, 40131499021, 40131499022, 40131499024, 40131499025

METHOD BLANK: 1330983 Matrix: Water  
Associated Lab Samples: 40131499013, 40131499015, 40131499017, 40131499018, 40131499019, 40131499020, 40131499021, 40131499022, 40131499024, 40131499025

Parameter	Units	Blank Result	Reporting Limit	Analyzed	Qualifiers
Alkalinity, Total as CaCO <sub>3</sub> , Dissolved	mg/L	<8.6	20.0	05/09/16 09:50	

LABORATORY CONTROL SAMPLE: 1330984

Parameter	Units	Spike Conc.	LCS Result	LCS % Rec	% Rec Limits	Qualifiers
Alkalinity, Total as CaCO <sub>3</sub> , Dissolved	mg/L	100	107	107	90-110	

MATRIX SPIKE & MATRIX SPIKE DUPLICATE: 1330985 1330986

Parameter	Units	40131499025 Result	MS Spike Conc.	MSD Spike Conc.	MS Result	MSD Result	MS % Rec	MSD % Rec	% Rec Limits	RPD	Max RPD	Qual
Alkalinity, Total as CaCO <sub>3</sub> , Dissolved	mg/L	377	500	500	916	907	108	106	90-110	1	20	

MATRIX SPIKE & MATRIX SPIKE DUPLICATE: 1330987 1330988

Parameter	Units	40131703010 Result	MS Spike Conc.	MSD Spike Conc.	MS Result	MSD Result	MS % Rec	MSD % Rec	% Rec Limits	RPD	Max RPD	Qual
Alkalinity, Total as CaCO <sub>3</sub> , Dissolved	mg/L	78.1	100	100	181	172	103	94	90-110	5	20	

Results presented on this page are in the units indicated by the "Units" column except where an alternate unit is presented to the right of the result.

### REPORT OF LABORATORY ANALYSIS

This report shall not be reproduced, except in full,  
without the written consent of Pace Analytical Services, Inc..

### QUALITY CONTROL DATA

Project: 25211374.50 NORTHGATE PLAZA  
Pace Project No.: 40131499

QC Batch: WETA/33449 Analysis Method: EPA 350.1  
QC Batch Method: EPA 350.1 Analysis Description: 350.1 Ammonia  
Associated Lab Samples: 40131499001, 40131499002, 40131499003, 40131499004, 40131499005, 40131499006, 40131499007

METHOD BLANK: 1328844 Matrix: Water  
Associated Lab Samples: 40131499001, 40131499002, 40131499003, 40131499004, 40131499005, 40131499006, 40131499007

Parameter	Units	Blank Result	Reporting Limit	Analyzed	Qualifiers
Nitrogen, Ammonia	mg/L	<0.25	0.50	05/02/16 16:55	

LABORATORY CONTROL SAMPLE: 1328845

Parameter	Units	Spike Conc.	LCS Result	LCS % Rec	% Rec Limits	Qualifiers
Nitrogen, Ammonia	mg/L	10	10.8	108	90-110	

MATRIX SPIKE & MATRIX SPIKE DUPLICATE: 1328846 1328847

Parameter	Units	40131200001 Result	MS Spike Conc.	MSD Spike Conc.	MS Result	MSD Result	MS % Rec	MSD % Rec	% Rec Limits	RPD	Max RPD	Qual
Nitrogen, Ammonia	mg/L	<0.25	10	10	10.0	10.0	100	100	90-110	0	20	

MATRIX SPIKE & MATRIX SPIKE DUPLICATE: 1328848 1328849

Parameter	Units	40131200002 Result	MS Spike Conc.	MSD Spike Conc.	MS Result	MSD Result	MS % Rec	MSD % Rec	% Rec Limits	RPD	Max RPD	Qual
Nitrogen, Ammonia	mg/L	1.3	10	10	11.2	11.8	99	105	90-110	5	20	

Results presented on this page are in the units indicated by the "Units" column except where an alternate unit is presented to the right of the result.

### REPORT OF LABORATORY ANALYSIS

This report shall not be reproduced, except in full,  
without the written consent of Pace Analytical Services, Inc..

### QUALITY CONTROL DATA

Project: 25211374.50 NORTHGATE PLAZA  
Pace Project No.: 40131499

QC Batch: WETA/33493 Analysis Method: EPA 350.1  
QC Batch Method: EPA 350.1 Analysis Description: 350.1 Ammonia  
Associated Lab Samples: 40131499008, 40131499010, 40131499012, 40131499013, 40131499014, 40131499015, 40131499017, 40131499018, 40131499019, 40131499020, 40131499021, 40131499022, 40131499024, 40131499025

METHOD BLANK: 1330131 Matrix: Water  
Associated Lab Samples: 40131499008, 40131499010, 40131499012, 40131499013, 40131499014, 40131499015, 40131499017, 40131499018, 40131499019, 40131499020, 40131499021, 40131499022, 40131499024, 40131499025

Parameter	Units	Blank Result	Reporting Limit	Analyzed	Qualifiers
Nitrogen, Ammonia	mg/L	<0.25	0.50	05/04/16 16:48	

LABORATORY CONTROL SAMPLE: 1330132

Parameter	Units	Spike Conc.	LCS Result	LCS % Rec	% Rec Limits	Qualifiers
Nitrogen, Ammonia	mg/L	10	10.5	105	90-110	

MATRIX SPIKE & MATRIX SPIKE DUPLICATE: 1330133 1330134

Parameter	Units	40131499008 Result	MS Spike Conc.	MSD Spike Conc.	MS Result	MSD Result	MS % Rec	MSD % Rec	% Rec Limits	RPD	Max RPD	Qual
Nitrogen, Ammonia	mg/L	<0.25	10	10	9.9	9.8	99	98	90-110	1	20	

MATRIX SPIKE & MATRIX SPIKE DUPLICATE: 1330135 1330136

Parameter	Units	40131499010 Result	MS Spike Conc.	MSD Spike Conc.	MS Result	MSD Result	MS % Rec	MSD % Rec	% Rec Limits	RPD	Max RPD	Qual
Nitrogen, Ammonia	mg/L	<0.25	10	10	9.9	9.9	99	99	90-110	0	20	

Results presented on this page are in the units indicated by the "Units" column except where an alternate unit is presented to the right of the result.

### REPORT OF LABORATORY ANALYSIS

This report shall not be reproduced, except in full,  
without the written consent of Pace Analytical Services, Inc..

### QUALITY CONTROL DATA

Project: 25211374.50 NORTHGATE PLAZA  
Pace Project No.: 40131499

QC Batch: WETA/33545 Analysis Method: EPA 353.2  
QC Batch Method: EPA 353.2 Analysis Description: 353.2 Nitrate + Nitrite, preserved  
Associated Lab Samples: 40131499001, 40131499002, 40131499003, 40131499004, 40131499005, 40131499006, 40131499007

METHOD BLANK: 1331946 Matrix: Water  
Associated Lab Samples: 40131499001, 40131499002, 40131499003, 40131499004, 40131499005, 40131499006, 40131499007

Parameter	Units	Blank Result	Reporting Limit	Analyzed	Qualifiers
Nitrogen, NO2 plus NO3	mg/L	<0.095	0.25	05/09/16 12:45	

LABORATORY CONTROL SAMPLE: 1331947

Parameter	Units	Spike Conc.	LCS Result	LCS % Rec	% Rec Limits	Qualifiers
Nitrogen, NO2 plus NO3	mg/L	2.5	2.5	98	90-110	

MATRIX SPIKE & MATRIX SPIKE DUPLICATE: 1331948 1331949

Parameter	Units	40131493001 Result	MS	MSD	MS Result	MSD Result	MS % Rec	MSD % Rec	% Rec Limits	RPD	Max RPD	Qual
			Spike Conc.	Spike Conc.								
Nitrogen, NO2 plus NO3	mg/L	<1250 ug/L	12.5	12.5	12.1	12.1	94	95	90-110	0	20	

MATRIX SPIKE & MATRIX SPIKE DUPLICATE: 1331950 1331951

Parameter	Units	40131499007 Result	MS	MSD	MS Result	MSD Result	MS % Rec	MSD % Rec	% Rec Limits	RPD	Max RPD	Qual
			Spike Conc.	Spike Conc.								
Nitrogen, NO2 plus NO3	mg/L	8.8	2.5	2.5	11.7	11.5	113	108	90-110	1	20	M0

Results presented on this page are in the units indicated by the "Units" column except where an alternate unit is presented to the right of the result.

### REPORT OF LABORATORY ANALYSIS

This report shall not be reproduced, except in full,  
without the written consent of Pace Analytical Services, Inc..

### QUALITY CONTROL DATA

Project: 25211374.50 NORTHGATE PLAZA  
Pace Project No.: 40131499

QC Batch: WETA/33555 Analysis Method: EPA 353.2  
QC Batch Method: EPA 353.2 Analysis Description: 353.2 Nitrate + Nitrite, preserved  
Associated Lab Samples: 40131499008, 40131499010, 40131499012, 40131499013, 40131499014, 40131499015, 40131499017, 40131499018, 40131499019, 40131499020, 40131499021, 40131499022, 40131499024, 40131499025

METHOD BLANK: 1332150 Matrix: Water  
Associated Lab Samples: 40131499008, 40131499010, 40131499012, 40131499013, 40131499014, 40131499015, 40131499017, 40131499018, 40131499019, 40131499020, 40131499021, 40131499022, 40131499024, 40131499025

Parameter	Units	Blank Result	Reporting Limit	Analyzed	Qualifiers
Nitrogen, NO2 plus NO3	mg/L	<0.095	0.25	05/10/16 08:45	

LABORATORY CONTROL SAMPLE: 1332151

Parameter	Units	Spike Conc.	LCS Result	LCS % Rec	% Rec Limits	Qualifiers
Nitrogen, NO2 plus NO3	mg/L	2.5	2.5	101	90-110	

MATRIX SPIKE & MATRIX SPIKE DUPLICATE: 1332152 1332153

Parameter	Units	40131499020 Result	MS Spike Conc.	MSD Spike Conc.	MS Result	MSD Result	MS % Rec	MSD % Rec	% Rec Limits	RPD	Max RPD	Qual
Nitrogen, NO2 plus NO3	mg/L	1.6	2.5	2.5	4.2	4.1	104	98	90-110	4	20	

MATRIX SPIKE & MATRIX SPIKE DUPLICATE: 1332154 1332155

Parameter	Units	40131539001 Result	MS Spike Conc.	MSD Spike Conc.	MS Result	MSD Result	MS % Rec	MSD % Rec	% Rec Limits	RPD	Max RPD	Qual
Nitrogen, NO2 plus NO3	mg/L	<0.095	2.5	2.5	2.5	2.4	99	95	90-110	3	20	

Results presented on this page are in the units indicated by the "Units" column except where an alternate unit is presented to the right of the result.

### REPORT OF LABORATORY ANALYSIS

This report shall not be reproduced, except in full,  
without the written consent of Pace Analytical Services, Inc..

### QUALITY CONTROL DATA

Project: 25211374.50 NORTHGATE PLAZA  
Pace Project No.: 40131499

QC Batch: WETA/33539 Analysis Method: SM 5310C  
QC Batch Method: SM 5310C Analysis Description: 5310C Total Organic Carbon  
Associated Lab Samples: 40131499001, 40131499002, 40131499003, 40131499004, 40131499005, 40131499006, 40131499007, 40131499008, 40131499009, 40131499010, 40131499012, 40131499013, 40131499014, 40131499015, 40131499017, 40131499018, 40131499019, 40131499020, 40131499021, 40131499022

METHOD BLANK: 1331883 Matrix: Water  
Associated Lab Samples: 40131499001, 40131499002, 40131499003, 40131499004, 40131499005, 40131499006, 40131499007, 40131499008, 40131499009, 40131499010, 40131499012, 40131499013, 40131499014, 40131499015, 40131499017, 40131499018, 40131499019, 40131499020, 40131499021, 40131499022

Parameter	Units	Blank Result	Reporting Limit	Analyzed	Qualifiers
Total Organic Carbon	mg/L	<0.25	0.84	05/10/16 09:13	

LABORATORY CONTROL SAMPLE: 1331884

Parameter	Units	Spike Conc.	LCS Result	LCS % Rec	% Rec Limits	Qualifiers
Total Organic Carbon	mg/L	2.5	2.6	103	80-120	

MATRIX SPIKE & MATRIX SPIKE DUPLICATE: 1331885 1331886

Parameter	Units	40131499001 Result	MS Spike Conc.	MSD Spike Conc.	MS Result	MSD Result	MS % Rec	MSD % Rec	% Rec Limits	RPD	Max RPD	Qual
Total Organic Carbon	mg/L	<1.5	6	6	3.6J	3.5J	61	59	80-120		10	M0

MATRIX SPIKE & MATRIX SPIKE DUPLICATE: 1331887 1331888

Parameter	Units	40131499003 Result	MS Spike Conc.	MSD Spike Conc.	MS Result	MSD Result	MS % Rec	MSD % Rec	% Rec Limits	RPD	Max RPD	Qual
Total Organic Carbon	mg/L	<1.5	6	6	3.9J	4.1J	65	68	80-120		10	M0

Results presented on this page are in the units indicated by the "Units" column except where an alternate unit is presented to the right of the result.

### REPORT OF LABORATORY ANALYSIS

This report shall not be reproduced, except in full, without the written consent of Pace Analytical Services, Inc..

### QUALITY CONTROL DATA

Project: 25211374.50 NORTHGATE PLAZA  
Pace Project No.: 40131499

QC Batch: WETA/33564 Analysis Method: SM 5310C  
QC Batch Method: SM 5310C Analysis Description: 5310C Total Organic Carbon  
Associated Lab Samples: 40131499024, 40131499025

METHOD BLANK: 1332429 Matrix: Water  
Associated Lab Samples: 40131499024, 40131499025

Parameter	Units	Blank Result	Reporting Limit	Analyzed	Qualifiers
Total Organic Carbon	mg/L	<0.25	0.84	05/12/16 05:57	

LABORATORY CONTROL SAMPLE: 1332430

Parameter	Units	Spike Conc.	LCS Result	LCS % Rec	% Rec Limits	Qualifiers
Total Organic Carbon	mg/L	2.5	2.5	98	80-120	

MATRIX SPIKE & MATRIX SPIKE DUPLICATE: 1332431 1332432

Parameter	Units	1332431		1332432		MS % Rec	MSD % Rec	% Rec Limits	RPD	Max RPD	Qual
		40131499024 Result	MS Spike Conc.	MSD Spike Conc.	MS Result						
Total Organic Carbon	mg/L	<0.76	3	3	1.6J	1.5J	38	35	80-120	10	M0

Results presented on this page are in the units indicated by the "Units" column except where an alternate unit is presented to the right of the result.

### REPORT OF LABORATORY ANALYSIS

This report shall not be reproduced, except in full,  
without the written consent of Pace Analytical Services, Inc..

## QUALIFIERS

Project: 25211374.50 NORTHGATE PLAZA

Pace Project No.: 40131499

---

### DEFINITIONS

DF - Dilution Factor, if reported, represents the factor applied to the reported data due to dilution of the sample aliquot.

ND - Not Detected at or above LOD.

J - Estimated concentration at or above the LOD and below the LOQ.

LOD - Limit of Detection adjusted for dilution factor and percent moisture.

LOQ - Limit of Quantitation adjusted for dilution factor and percent moisture.

S - Surrogate

1,2-Diphenylhydrazine decomposes to and cannot be separated from Azobenzene using Method 8270. The result for each analyte is a combined concentration.

Consistent with EPA guidelines, unrounded data are displayed and have been used to calculate % recovery and RPD values.

LCS(D) - Laboratory Control Sample (Duplicate)

MS(D) - Matrix Spike (Duplicate)

DUP - Sample Duplicate

RPD - Relative Percent Difference

NC - Not Calculable.

SG - Silica Gel - Clean-Up

U - Indicates the compound was analyzed for, but not detected at or above the adjusted LOD.

N-Nitrosodiphenylamine decomposes and cannot be separated from Diphenylamine using Method 8270. The result reported for each analyte is a combined concentration.

Pace Analytical is TNI accredited. Contact your Pace PM for the current list of accredited analytes.

TNI - The NELAC Institute.

### ANALYTE QUALIFIERS

D3 Sample was diluted due to the presence of high levels of non-target analytes or other matrix interference.

L0 Analyte recovery in the laboratory control sample (LCS) was outside QC limits.

L3 Analyte recovery in the laboratory control sample (LCS) exceeded QC limits. Analyte presence below reporting limits in associated samples. Results unaffected by high bias.

M0 Matrix spike recovery and/or matrix spike duplicate recovery was outside laboratory control limits.

M1 Matrix spike recovery exceeded QC limits. Batch accepted based on laboratory control sample (LCS) recovery.

pH Post-analysis pH measurement indicates insufficient VOA sample preservation.

## REPORT OF LABORATORY ANALYSIS

This report shall not be reproduced, except in full,  
without the written consent of Pace Analytical Services, Inc..



### QUALITY CONTROL DATA CROSS REFERENCE TABLE

Project: 25211374.50 NORTHGATE PLAZA

Pace Project No.: 40131499

Lab ID	Sample ID	QC Batch Method	QC Batch	Analytical Method	Analytical Batch
40131499001	MW-1	EPA 8015B Modified	GCV/15973		
40131499002	PZ-1	EPA 8015B Modified	GCV/15973		
40131499003	MW-2	EPA 8015B Modified	GCV/15973		
40131499004	PZ-2	EPA 8015B Modified	GCV/15973		
40131499005	MW-8R	EPA 8015B Modified	GCV/15973		
40131499006	PZ-9	EPA 8015B Modified	GCV/15973		
40131499007	PZ-9A	EPA 8015B Modified	GCV/15973		
40131499008	MW-10	EPA 8015B Modified	GCV/15973		
40131499009	MW-13	EPA 8015B Modified	GCV/15973		
40131499010	MW-12	EPA 8015B Modified	GCV/15973		
40131499012	MW-5	EPA 8015B Modified	GCV/15973		
40131499013	MW-11	EPA 8015B Modified	GCV/15973		
40131499014	PZ-11	EPA 8015B Modified	GCV/15973		
40131499015	MW-14	EPA 8015B Modified	GCV/15973		
40131499017	PZ-5	EPA 8015B Modified	GCV/15973		
40131499018	MW-15	EPA 8015B Modified	GCV/15973		
40131499019	MW-7	EPA 8015B Modified	GCV/15973		
40131499020	PZ-7	EPA 8015B Modified	GCV/15973		
40131499021	MW-4	EPA 8015B Modified	GCV/15973		
40131499022	PZ-4	EPA 8015B Modified	GCV/15973		
40131499024	MW-3	EPA 8015B Modified	GCV/15974		
40131499025	PZ-3	EPA 8015B Modified	GCV/15974		
40131499001	MW-1	EPA 6010	ICP/12175		
40131499002	PZ-1	EPA 6010	ICP/12175		
40131499003	MW-2	EPA 6010	ICP/12175		
40131499004	PZ-2	EPA 6010	ICP/12175		
40131499005	MW-8R	EPA 6010	ICP/12175		
40131499006	PZ-9	EPA 6010	ICP/12175		
40131499007	PZ-9A	EPA 6010	ICP/12175		
40131499008	MW-10	EPA 6010	ICP/12175		
40131499010	MW-12	EPA 6010	ICP/12175		
40131499012	MW-5	EPA 6010	ICP/12175		
40131499013	MW-11	EPA 6010	ICP/12175		
40131499014	PZ-11	EPA 6010	ICP/12175		
40131499015	MW-14	EPA 6010	ICP/12175		
40131499017	PZ-5	EPA 6010	ICP/12175		
40131499018	MW-15	EPA 6010	ICP/12175		
40131499019	MW-7	EPA 6010	ICP/12175		
40131499020	PZ-7	EPA 6010	ICP/12175		
40131499021	MW-4	EPA 6010	ICP/12175		
40131499022	PZ-4	EPA 6010	ICP/12175		
40131499024	MW-3	EPA 6010	ICP/12175		
40131499025	PZ-3	EPA 6010	ICP/12174		
40131499001	MW-1	EPA 8260	MSV/33214		
40131499002	PZ-1	EPA 8260	MSV/33214		
40131499003	MW-2	EPA 8260	MSV/33214		
40131499004	PZ-2	EPA 8260	MSV/33214		

### REPORT OF LABORATORY ANALYSIS

This report shall not be reproduced, except in full,  
without the written consent of Pace Analytical Services, Inc..

### QUALITY CONTROL DATA CROSS REFERENCE TABLE

Project: 25211374.50 NORTHGATE PLAZA  
Pace Project No.: 40131499

Lab ID	Sample ID	QC Batch Method	QC Batch	Analytical Method	Analytical Batch
40131499005	MW-8R	EPA 8260	MSV/33214		
40131499006	PZ-9	EPA 8260	MSV/33214		
40131499007	PZ-9A	EPA 8260	MSV/33214		
40131499008	MW-10	EPA 8260	MSV/33214		
40131499009	MW-13	EPA 8260	MSV/33214		
40131499010	MW-12	EPA 8260	MSV/33214		
40131499011	MW-5 DUP	EPA 8260	MSV/33214		
40131499012	MW-5	EPA 8260	MSV/33214		
40131499013	MW-11	EPA 8260	MSV/33214		
40131499014	PZ-11	EPA 8260	MSV/33214		
40131499015	MW-14	EPA 8260	MSV/33214		
40131499016	TRIP BLANK	EPA 8260	MSV/33214		
40131499017	PZ-5	EPA 8260	MSV/33214		
40131499018	MW-15	EPA 8260	MSV/33214		
40131499019	MW-7	EPA 8260	MSV/33214		
40131499020	PZ-7	EPA 8260	MSV/33313		
40131499021	MW-4	EPA 8260	MSV/33215		
40131499022	PZ-4	EPA 8260	MSV/33215		
40131499023	PZ-4 DUP	EPA 8260	MSV/33215		
40131499024	MW-3	EPA 8260	MSV/33215		
40131499025	PZ-3	EPA 8260	MSV/33215		
40131499001	MW-1	EPA 300.0	WETA/33542		
40131499002	PZ-1	EPA 300.0	WETA/33542		
40131499003	MW-2	EPA 300.0	WETA/33542		
40131499004	PZ-2	EPA 300.0	WETA/33542		
40131499005	MW-8R	EPA 300.0	WETA/33542		
40131499006	PZ-9	EPA 300.0	WETA/33542		
40131499007	PZ-9A	EPA 300.0	WETA/33542		
40131499008	MW-10	EPA 300.0	WETA/33542		
40131499010	MW-12	EPA 300.0	WETA/33542		
40131499012	MW-5	EPA 300.0	WETA/33542		
40131499013	MW-11	EPA 300.0	WETA/33542		
40131499014	PZ-11	EPA 300.0	WETA/33542		
40131499015	MW-14	EPA 300.0	WETA/33542		
40131499017	PZ-5	EPA 300.0	WETA/33542		
40131499018	MW-15	EPA 300.0	WETA/33542		
40131499019	MW-7	EPA 300.0	WETA/33542		
40131499020	PZ-7	EPA 300.0	WETA/33542		
40131499021	MW-4	EPA 300.0	WETA/33548		
40131499022	PZ-4	EPA 300.0	WETA/33548		
40131499024	MW-3	EPA 300.0	WETA/33548		
40131499025	PZ-3	EPA 300.0	WETA/33548		
40131499001	MW-1	EPA 310.2	WETA/33468		
40131499002	PZ-1	EPA 310.2	WETA/33468		
40131499003	MW-2	EPA 310.2	WETA/33468		
40131499004	PZ-2	EPA 310.2	WETA/33468		

### REPORT OF LABORATORY ANALYSIS

This report shall not be reproduced, except in full,  
without the written consent of Pace Analytical Services, Inc..

### QUALITY CONTROL DATA CROSS REFERENCE TABLE

Project: 25211374.50 NORTHGATE PLAZA

Pace Project No.: 40131499

Lab ID	Sample ID	QC Batch Method	QC Batch	Analytical Method	Analytical Batch
40131499005	MW-8R	EPA 310.2	WETA/33468		
40131499006	PZ-9	EPA 310.2	WETA/33468		
40131499007	PZ-9A	EPA 310.2	WETA/33468		
40131499008	MW-10	EPA 310.2	WETA/33468		
40131499010	MW-12	EPA 310.2	WETA/33468		
40131499012	MW-5	EPA 310.2	WETA/33468		
40131499013	MW-11	EPA 310.2	WETA/33525		
40131499014	PZ-11	EPA 310.2	WETA/33468		
40131499015	MW-14	EPA 310.2	WETA/33525		
40131499017	PZ-5	EPA 310.2	WETA/33525		
40131499018	MW-15	EPA 310.2	WETA/33525		
40131499019	MW-7	EPA 310.2	WETA/33525		
40131499020	PZ-7	EPA 310.2	WETA/33525		
40131499021	MW-4	EPA 310.2	WETA/33525		
40131499022	PZ-4	EPA 310.2	WETA/33525		
40131499024	MW-3	EPA 310.2	WETA/33525		
40131499025	PZ-3	EPA 310.2	WETA/33525		
40131499001	MW-1	EPA 350.1	WETA/33449		
40131499002	PZ-1	EPA 350.1	WETA/33449		
40131499003	MW-2	EPA 350.1	WETA/33449		
40131499004	PZ-2	EPA 350.1	WETA/33449		
40131499005	MW-8R	EPA 350.1	WETA/33449		
40131499006	PZ-9	EPA 350.1	WETA/33449		
40131499007	PZ-9A	EPA 350.1	WETA/33449		
40131499008	MW-10	EPA 350.1	WETA/33493		
40131499010	MW-12	EPA 350.1	WETA/33493		
40131499012	MW-5	EPA 350.1	WETA/33493		
40131499013	MW-11	EPA 350.1	WETA/33493		
40131499014	PZ-11	EPA 350.1	WETA/33493		
40131499015	MW-14	EPA 350.1	WETA/33493		
40131499017	PZ-5	EPA 350.1	WETA/33493		
40131499018	MW-15	EPA 350.1	WETA/33493		
40131499019	MW-7	EPA 350.1	WETA/33493		
40131499020	PZ-7	EPA 350.1	WETA/33493		
40131499021	MW-4	EPA 350.1	WETA/33493		
40131499022	PZ-4	EPA 350.1	WETA/33493		
40131499024	MW-3	EPA 350.1	WETA/33493		
40131499025	PZ-3	EPA 350.1	WETA/33493		
40131499001	MW-1	EPA 353.2	WETA/33545		
40131499002	PZ-1	EPA 353.2	WETA/33545		
40131499003	MW-2	EPA 353.2	WETA/33545		
40131499004	PZ-2	EPA 353.2	WETA/33545		
40131499005	MW-8R	EPA 353.2	WETA/33545		
40131499006	PZ-9	EPA 353.2	WETA/33545		
40131499007	PZ-9A	EPA 353.2	WETA/33545		

### REPORT OF LABORATORY ANALYSIS

This report shall not be reproduced, except in full,  
without the written consent of Pace Analytical Services, Inc..

### QUALITY CONTROL DATA CROSS REFERENCE TABLE

Project: 25211374.50 NORTHGATE PLAZA

Pace Project No.: 40131499

Lab ID	Sample ID	QC Batch Method	QC Batch	Analytical Method	Analytical Batch
40131499008	MW-10	EPA 353.2	WETA/33555		
40131499010	MW-12	EPA 353.2	WETA/33555		
40131499012	MW-5	EPA 353.2	WETA/33555		
40131499013	MW-11	EPA 353.2	WETA/33555		
40131499014	PZ-11	EPA 353.2	WETA/33555		
40131499015	MW-14	EPA 353.2	WETA/33555		
40131499017	PZ-5	EPA 353.2	WETA/33555		
40131499018	MW-15	EPA 353.2	WETA/33555		
40131499019	MW-7	EPA 353.2	WETA/33555		
40131499020	PZ-7	EPA 353.2	WETA/33555		
40131499021	MW-4	EPA 353.2	WETA/33555		
40131499022	PZ-4	EPA 353.2	WETA/33555		
40131499024	MW-3	EPA 353.2	WETA/33555		
40131499025	PZ-3	EPA 353.2	WETA/33555		
40131499001	MW-1	SM 5310C	WETA/33539		
40131499002	PZ-1	SM 5310C	WETA/33539		
40131499003	MW-2	SM 5310C	WETA/33539		
40131499004	PZ-2	SM 5310C	WETA/33539		
40131499005	MW-8R	SM 5310C	WETA/33539		
40131499006	PZ-9	SM 5310C	WETA/33539		
40131499007	PZ-9A	SM 5310C	WETA/33539		
40131499008	MW-10	SM 5310C	WETA/33539		
40131499009	MW-13	SM 5310C	WETA/33539		
40131499010	MW-12	SM 5310C	WETA/33539		
40131499012	MW-5	SM 5310C	WETA/33539		
40131499013	MW-11	SM 5310C	WETA/33539		
40131499014	PZ-11	SM 5310C	WETA/33539		
40131499015	MW-14	SM 5310C	WETA/33539		
40131499017	PZ-5	SM 5310C	WETA/33539		
40131499018	MW-15	SM 5310C	WETA/33539		
40131499019	MW-7	SM 5310C	WETA/33539		
40131499020	PZ-7	SM 5310C	WETA/33539		
40131499021	MW-4	SM 5310C	WETA/33539		
40131499022	PZ-4	SM 5310C	WETA/33539		
40131499024	MW-3	SM 5310C	WETA/33564		
40131499025	PZ-3	SM 5310C	WETA/33564		

### REPORT OF LABORATORY ANALYSIS

This report shall not be reproduced, except in full,  
without the written consent of Pace Analytical Services, Inc..

(Please Print Clearly)

Company Name: **SCS Engineers**  
 Branch/Location: **Madison WI**  
 Project Contact: **S Smith**  
 Phone: **608-224-2830**  
 Project Number: **# 25211374.50**  
 Project Name: **Northgate Plaza**  
 Project State: **WI**  
 Sampled By (Print): **S Smith**  
 Sampled By (Sign): *[Signature]*  
 PO #: \_\_\_\_\_ Regulatory Program: \_\_\_\_\_



UPPER MIDWEST REGION  
 MN: 612-607-1700 WI: 920-469-2436

Page 1 of 2  
 40131499  
 Page 95 of 97

### CHAIN OF CUSTODY

**\*Preservation Codes**  
 A=None B=HCL C=H2SO4 D=HNO3 E=DI Water F=Methanol G=NaOH  
 H=Sodium Bisulfate Solution I=Sodium Thiosulfate J=Other

FILTERED? (YES/NO)  
 PRESERVATION (CODE)\*

Y/N	N	N	N	N	Y	Y	Y	
Pick Letter	B	B	C	C	D	A	A	
Analyses Requested	VOCS (GC/MS)	no Trace, Ethanes, Ethere	Meth + nitro as N	Aromatics as N	Total Organic Carbon	P-ss - FC	Alkalinity	Sulfate

Quote #: \_\_\_\_\_  
 Mail To Contact: **T. Karwaski**  
 Mail To Company: **SCS Engineers**  
 Mail To Address: **2830 Sun Dr  
Madison WI 53718**  
 Invoice To Contact: **C/O SCS Engineers**  
 Invoice To Company: \_\_\_\_\_  
 Invoice To Address: \_\_\_\_\_  
 Invoice To Phone: \_\_\_\_\_

**Data Package Options** (billable)  
 EPA Level III  
 EPA Level IV

**MS/MSD**  
 On your sample (billable)  
 NOT needed on your sample

**Matrix Codes**  
 A = Air W = Water  
 B = Biota DW = Drinking Water  
 C = Charcoal GW = Ground Water  
 O = Oil SW = Surface Water  
 S = Soil WW = Waste Water  
 Sl = Sludge WP = Wipe

PACE LAB #	CLIENT FIELD ID	COLLECTION		MATRIX	Y/N	B	B	C	C	D	A	A
		DATE	TIME									
001	mw-1	4/27/16	0930	GW	X	X	X	X	X	X	X	X
002	PZ-1		0950		X	X	X	X	X	X	X	X
003	MW-2		1025		X	X	X	X	X	X	X	X
004	PZ-2		1040		X	X	X	X	X	X	X	X
005	MW8R		1115		X	X	X	X	X	X	X	X
006	PZ-9		1215		X	X	X	X	X	X	X	X
007	PZ-9A		1200		X	X	X	X	X	X	X	X
008	MW10		1245		X	X	X	X	X	X	X	X
009	MW13		1310		X	X	X	X	X	X	X	X
010	MW12		1505		X	X	X	X	X	X	X	X
011	MW-5 D.p.		1535		X	X	X	X	X	X	X	X
012	MW-5		1936		X	X	X	X	X	X	X	X

CLIENT COMMENTS: **6-40ml B 3-250mlp ACD 1-125ml B C**

LAB COMMENTS (Lab Use Only):  
 3-40ml B  
 6-40ml B 3-250mlp ACD  
 No sample

Rush Turnaround Time Requested - Prelims (Rush TAT subject to approval/surcharge) Date Needed:	Relinquished By: <i>[Signature]</i>	Date/Time: 4/27/16 1100	Received By:	Date/Time:	PACE Project No. <b>40131499</b>
	Transmit Prelim Rush Results by (complete what you want): Dunham	Date/Time: 4/28/16 0740	Received By: <i>[Signature]</i> pace	Date/Time: 4/28/16 0740	
Email #1:	Relinquished By:	Date/Time:	Received By:	Date/Time:	Sample Receipt pH <b>OK / Adjusted</b>
Email #2:	Relinquished By:	Date/Time:	Received By:	Date/Time:	Cooler Custody Seal Present / (Not Present) Intact / Not Intact
Telephone:	Relinquished By:	Date/Time:	Received By:	Date/Time:	
Fax:	Relinquished By:	Date/Time:	Received By:	Date/Time:	

Samples on HOLD are subject to special pricing and release of liability

(Please Print Clearly)

Company Name: \_\_\_\_\_  
 Branch/Location: \_\_\_\_\_  
 Project Contact: *see ps-1*  
 Phone: \_\_\_\_\_  
 Project Number: \_\_\_\_\_  
 Project Name: *#2521374.5D*  
 Project State: \_\_\_\_\_  
 Sampled By (Print): \_\_\_\_\_  
 Sampled By (Sign): \_\_\_\_\_  
 PO #: \_\_\_\_\_  
 Regulatory Program: \_\_\_\_\_



UPPER MIDWEST REGION  
 MN: 612-607-1700 WI: 920-469-2436

### CHAIN OF CUSTODY

**\*Preservation Codes**  
 A=None B=HCL C=H2SO4 D=HNO3 E=DI Water F=Methanol G=NaOH  
 H=Sodium Bisulfate Solution I=Sodium Thiosulfate J=Other

FILTERED? (YES/NO)	Y	N	N	N	N	Y	Y	Y
PRESERVATION (CODE)*	B	B	C	C	D	A	A	
Analyses Requested	VOCS (S2605)	Metals, Ethoxy Ethene	Nitrate-nitrite as N	Ammonia as N	Total Organic Carbon	Diss. Fe	Alkalinity	Sulfate

Quote #: \_\_\_\_\_  
 Mail To Contact: \_\_\_\_\_  
 Mail To Company: \_\_\_\_\_  
 Mail To Address: \_\_\_\_\_  
 Invoice To Contact: \_\_\_\_\_  
 Invoice To Company: \_\_\_\_\_  
 Invoice To Address: \_\_\_\_\_  
 Invoice To Phone: \_\_\_\_\_

**Data Package Options** (billable)  
 EPA Level III  
 EPA Level IV

**MS/MSD**  
 On your sample (billable)  
 NOT needed on your sample

**Matrix Codes**  
 A = Air W = Water  
 B = Biota DW = Drinking Water  
 C = Charcoal GW = Ground Water  
 O = Oil SW = Surface Water  
 S = Soil WW = Waste Water  
 SI = Sludge WP = Wipe

PACE LAB #	CLIENT FIELD ID	COLLECTION		MATRIX	Y/N	Pick Letter	Analyses Requested	A	B	C	D	E	F	G	H	I	J	CLIENT COMMENTS	LAB COMMENTS (Lab Use Only)	Profile #
		DATE	TIME																	
013	mw11	4/25/16	1500	GW			X	X	X	X	X	X	X	X	X	X	X	3-250ml B	3-250ml ACD	1-125ml GC
014	PZ-11		1550				X	X	X	X	X	X	X	X	X	X	X		3-250ml ACD	
015	mw14		1630				X	X	X	X	X	X	X	X	X	X	X			
016	Trip Blank	4/26/16	0800				X											4-40ml B		
017	PZ-5	4/26/16	0930	GW			X	X	X	X	X	X	X	X	X	X	X	6-40ml B	3-250ml ACD	1-125ml GC
018	mw15		1015				X	X	X	X	X	X	X	X	X	X	X			
019	mw-7		1130				X	X	X	X	X	X	X	X	X	X	X			
020	PZ-7		1230				X	X	X	X	X	X	X	X	X	X	X			
021	mw-4		1300				X	X	X	X	X	X	X	X	X	X	X			
022	PZ-4		1400				X	X	X	X	X	X	X	X	X	X	X			
023	PZ-4 Dup		1400				X	X	X	X	X	X	X	X	X	X	X	3-40ml B		
024	mw-3		1500				X	X	X	X	X	X	X	X	X	X	X	6-40ml B	3-250ml ACD	
025	PZ-3		1550				X	X	X	X	X	X	X	X	X	X	X			

Rush Turnaround Time Requested - Prelims (Rush TAT subject to approval/surcharge) Date Needed:	Relinquished By: <i>Arnot</i> Date/Time: <i>4/27/16 1100</i>	Received By: _____ Date/Time: _____	PACE Project No. <b>40131499</b>
	Transmit Prelim Rush Results by (complete what you want): <i>Dunham</i> <i>4/28/16 0740</i>	Relinquished By: _____ Date/Time: _____	
Email #1:	Relinquished By: _____ Date/Time: _____	Received By: _____ Date/Time: _____	Receipt Temp = <i>ROT</i> °C
Email #2:	Relinquished By: _____ Date/Time: _____	Received By: _____ Date/Time: _____	Sample Receipt pH <i>OK / Adjusted</i>
Telephone:	Relinquished By: _____ Date/Time: _____	Received By: _____ Date/Time: _____	Cooler Custody Seal Present / Not Present Intact / Not Intact
Fax:	Relinquished By: _____ Date/Time: _____	Received By: _____ Date/Time: _____	

Sample Condition Upon Receipt

Pace Analytical Services, Inc.  
1241 Bellevue Street, Suite 9  
Green Bay, WI 54302



Project #:

WO#: 40131499

Client Name: SCS Engineers

Courier:  Fed Ex  UPS  Client  Pace Other: Dunham

Tracking #: 3121161778 1161778



Custody Seal on Cooler/Box Present:  yes  no Seals intact:  yes  no

Custody Seal on Samples Present:  yes  no Seals intact:  yes  no

Packing Material:  Bubble Wrap  Bubble Bags  None  Other

Thermometer Used: NA Type of Ice:  Wet  Blue  Dry  None  Samples on ice, cooling process has begun

Cooler Temperature: Uncorr: ROT /Corr: Biological Tissue is Frozen:  yes  no

Temp Blank Present:  yes  no  no

Temp should be above freezing to 6°C for all sample except Biota.  
Frozen Biota Samples should be received ≤ 0°C.

Person examining contents:  
Date: 4/28/16  
Initials: BH

Comments:

Chain of Custody Present:	<input checked="" type="checkbox"/> Yes <input type="checkbox"/> No <input type="checkbox"/> N/A	1.
Chain of Custody Filled Out:	<input checked="" type="checkbox"/> Yes <input type="checkbox"/> No <input type="checkbox"/> N/A	2.
Chain of Custody Relinquished:	<input checked="" type="checkbox"/> Yes <input type="checkbox"/> No <input type="checkbox"/> N/A	3.
Sampler Name & Signature on COC:	<input checked="" type="checkbox"/> Yes <input type="checkbox"/> No <input type="checkbox"/> N/A	4.
Samples Arrived within Hold Time:	<input checked="" type="checkbox"/> Yes <input type="checkbox"/> No <input type="checkbox"/> N/A	5.
- VOA Samples frozen upon receipt	<input type="checkbox"/> Yes <input type="checkbox"/> No	Date/Time:
Short Hold Time Analysis (<72hr):	<input type="checkbox"/> Yes <input checked="" type="checkbox"/> No <input type="checkbox"/> N/A	6.
Rush Turn Around Time Requested:	<input type="checkbox"/> Yes <input checked="" type="checkbox"/> No <input type="checkbox"/> N/A	7.
Sufficient Volume:	<input checked="" type="checkbox"/> Yes <input checked="" type="checkbox"/> No <input type="checkbox"/> N/A	8. 009 - no volume received for 3 250ml ACID
Correct Containers Used:	<input checked="" type="checkbox"/> Yes <input type="checkbox"/> No <input type="checkbox"/> N/A	9. BH 4/28/16
-Pace Containers Used:	<input checked="" type="checkbox"/> Yes <input type="checkbox"/> No <input type="checkbox"/> N/A	
-Pace IR Containers Used:	<input type="checkbox"/> Yes <input type="checkbox"/> No <input checked="" type="checkbox"/> N/A	
Containers Intact:	<input checked="" type="checkbox"/> Yes <input type="checkbox"/> No <input type="checkbox"/> N/A	10.
Filtered volume received for Dissolved tests	<input checked="" type="checkbox"/> Yes <input type="checkbox"/> No <input type="checkbox"/> N/A	11.
Sample Labels match COC:	<input type="checkbox"/> Yes <input checked="" type="checkbox"/> No <input type="checkbox"/> N/A	12. 003 1-40ml vial missing collect time 005 125ml vial date 4/28/16
-Includes date/time/ID/Analysis Matrix:		BH 4/28/16
All containers needing preservation have been checked. (Non-Compliance noted in 13.)	<input checked="" type="checkbox"/> Yes <input type="checkbox"/> No <input type="checkbox"/> N/A	13. <input checked="" type="checkbox"/> HNO3 <input checked="" type="checkbox"/> H2SO4 <input type="checkbox"/> NaOH <input type="checkbox"/> NaOH + ZnAct
All containers needing preservation are found to be in compliance with EPA recommendation. (HNO3, H2SO4 ≤2; NaOH+ZnAct ≥9, NaOH ≥12)	<input checked="" type="checkbox"/> Yes <input type="checkbox"/> No <input type="checkbox"/> N/A	
exceptions: VOA, uniform, TOC, TOX, TOH, O&G, WIDROW, Phenolics, OTHER:	<input checked="" type="checkbox"/> Yes <input type="checkbox"/> No	Initial when completed: BH Lab Std #ID of preservative: Date/Time:
Headspace in VOA Vials (>6mm):	<input type="checkbox"/> Yes <input checked="" type="checkbox"/> No <input type="checkbox"/> N/A	14.
Trip Blank Present:	<input checked="" type="checkbox"/> Yes <input type="checkbox"/> No <input type="checkbox"/> N/A	15.
Trip Blank Custody Seals Present	<input checked="" type="checkbox"/> Yes <input type="checkbox"/> No <input type="checkbox"/> N/A	
Pace Trip Blank Lot # (if purchased):		

Client Notification/ Resolution:

If checked, see attached form for additional comments

Person Contacted: \_\_\_\_\_ Date/Time: \_\_\_\_\_

Comments/ Resolution: \_\_\_\_\_

Project Manager Review:

*AMH to DM*

Date:

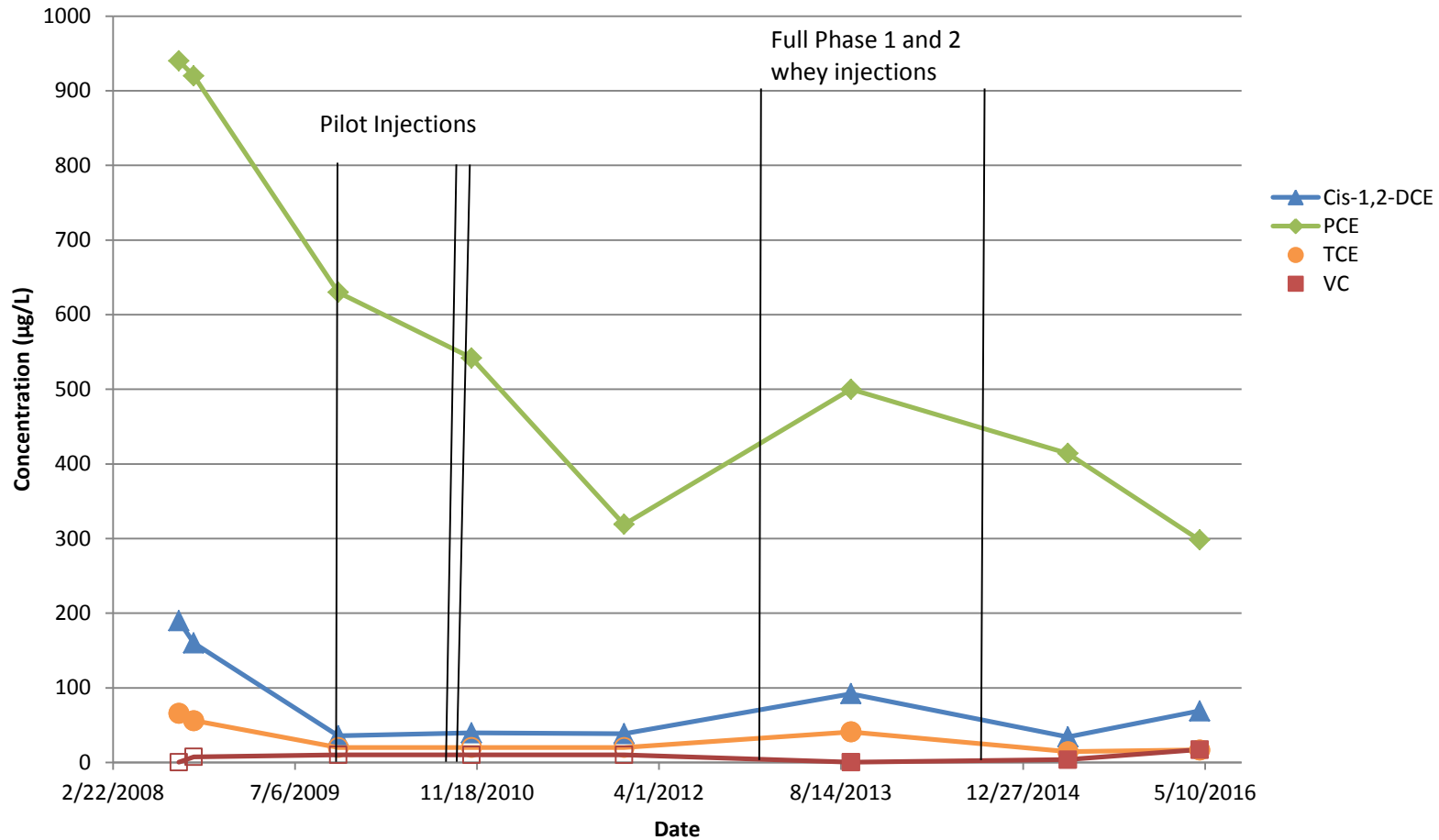
*4/28/16*

## **ATTACHMENT B**

Groundwater Concentration Versus Time Plots



## CVOC Time vs Concentration - MW2



**Abbreviations:**

DCE = Dichloroethene  
 PCE = Tetrachloroethene

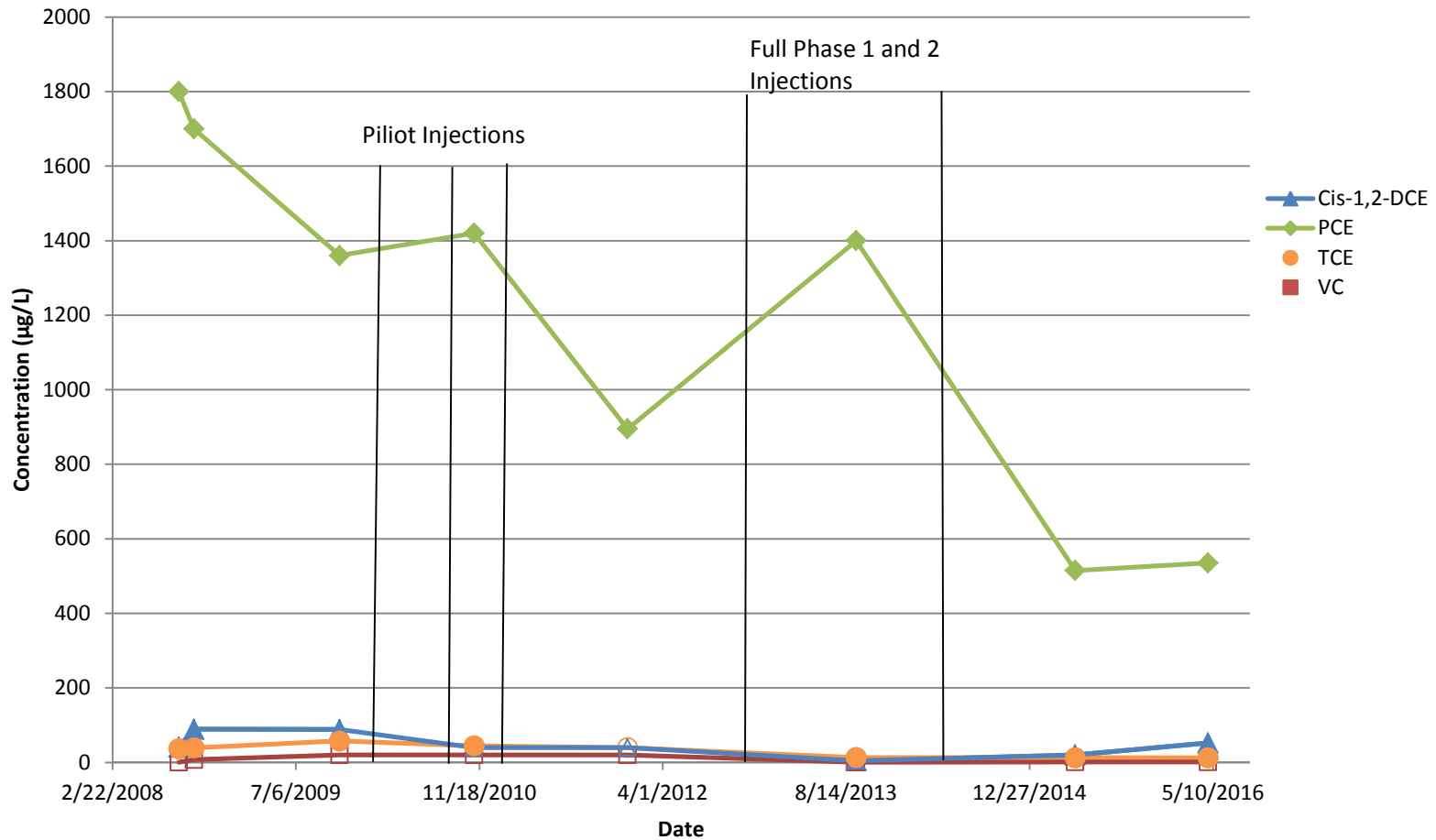
TCE = Trichloroethene  
 VC = Vinyl Chloride

µg/L = micrograms per liter

**Notes:**

Non-Detect results are represented as empty symbols and are plotted at the detection limit concentration.

## CVOC Concentrations vs Time - MW3



**Abbreviations:**

DCE = Dichloroethene

PCE = Tetrachloroethene

TCE = Trichloroethene

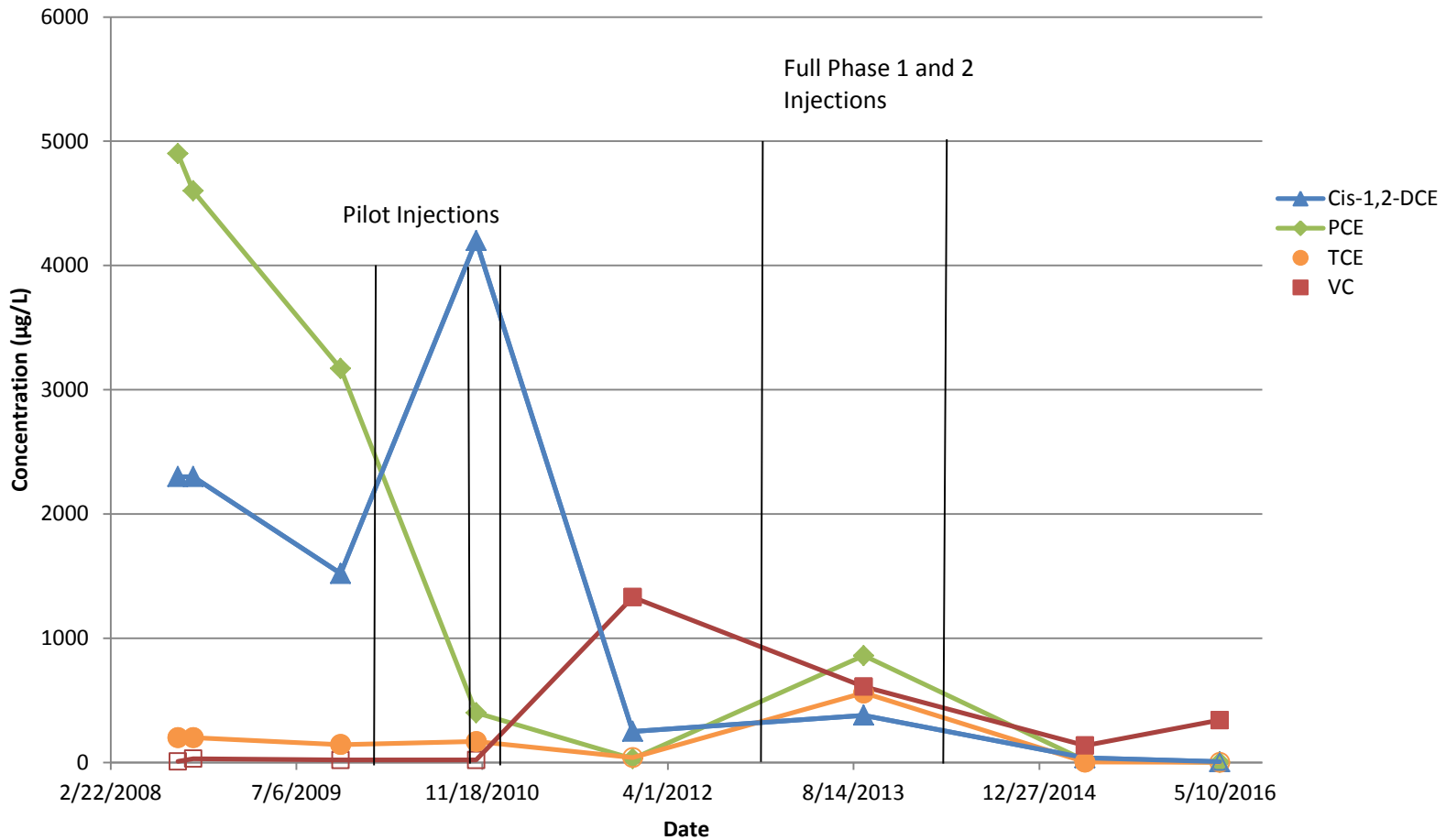
VC = Vinyl Chloride

µg/L = micrograms per liter

**Notes:**

Non-Detect results are represented as empty symbols and are plotted at the detection limit concentration.

## CVOC Time vs Concentration - MW4



**Abbreviations:**

DCE = Dichloroethene

PCE = Tetrachloroethene

TCE = Trichloroethene

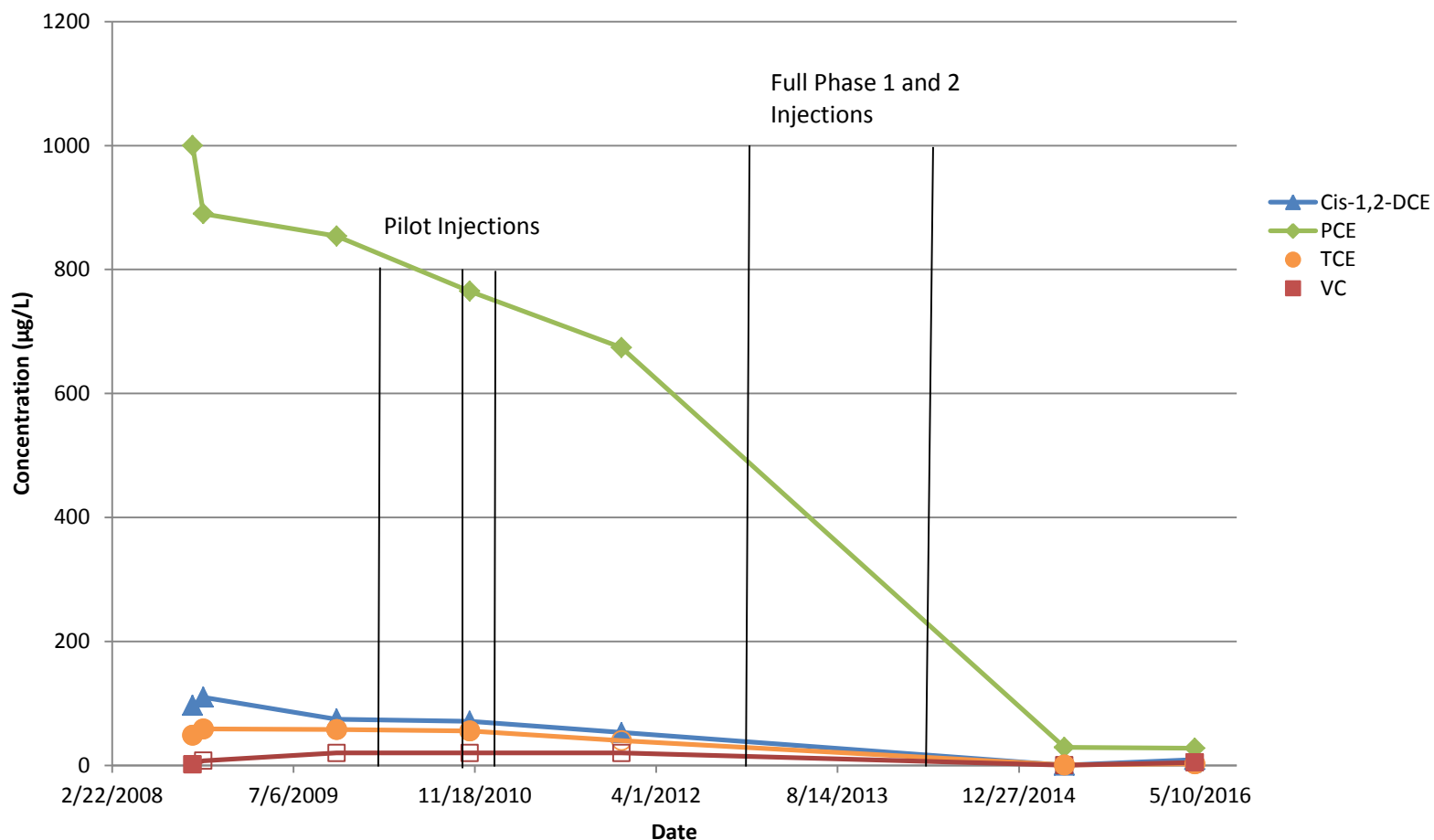
VC = Vinyl Chloride

µg/L = micrograms per liter

**Notes:**

Non-Detect results are represented as empty symbols and are plotted at the detection limit concentration.

## CVOC Time vs Concentration - MW8/MW8R



**Abbreviations:**

DCE = Dichloroethene

PCE = Tetrachloroethene

TCE = Trichloroethene

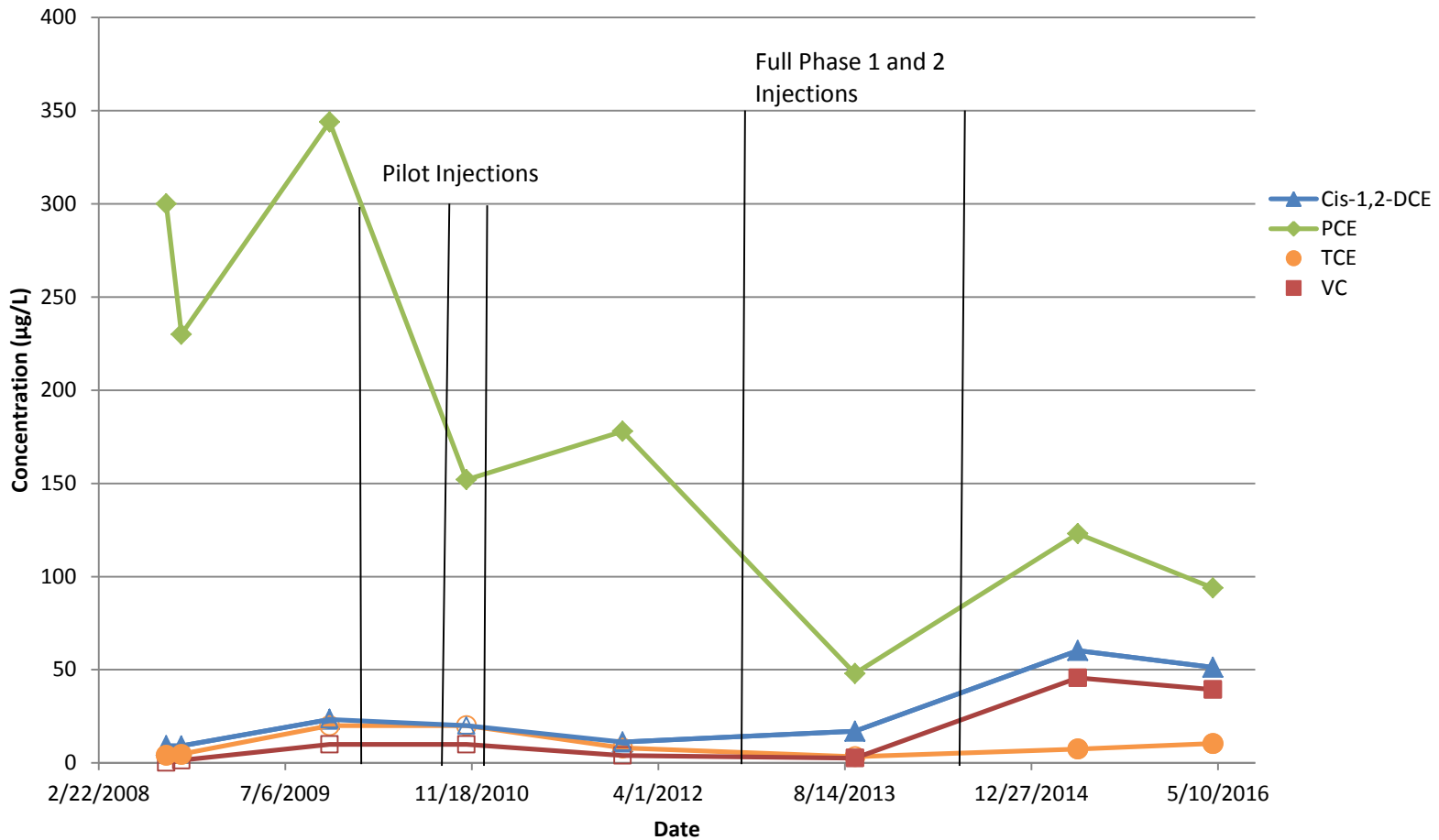
VC = Vinyl Chloride

µg/L = micrograms per liter

**Notes:**

Non-Detect results are represented as empty symbols and are plotted at the detection limit concentration.

## CVOC Time vs Concentration - PZ3



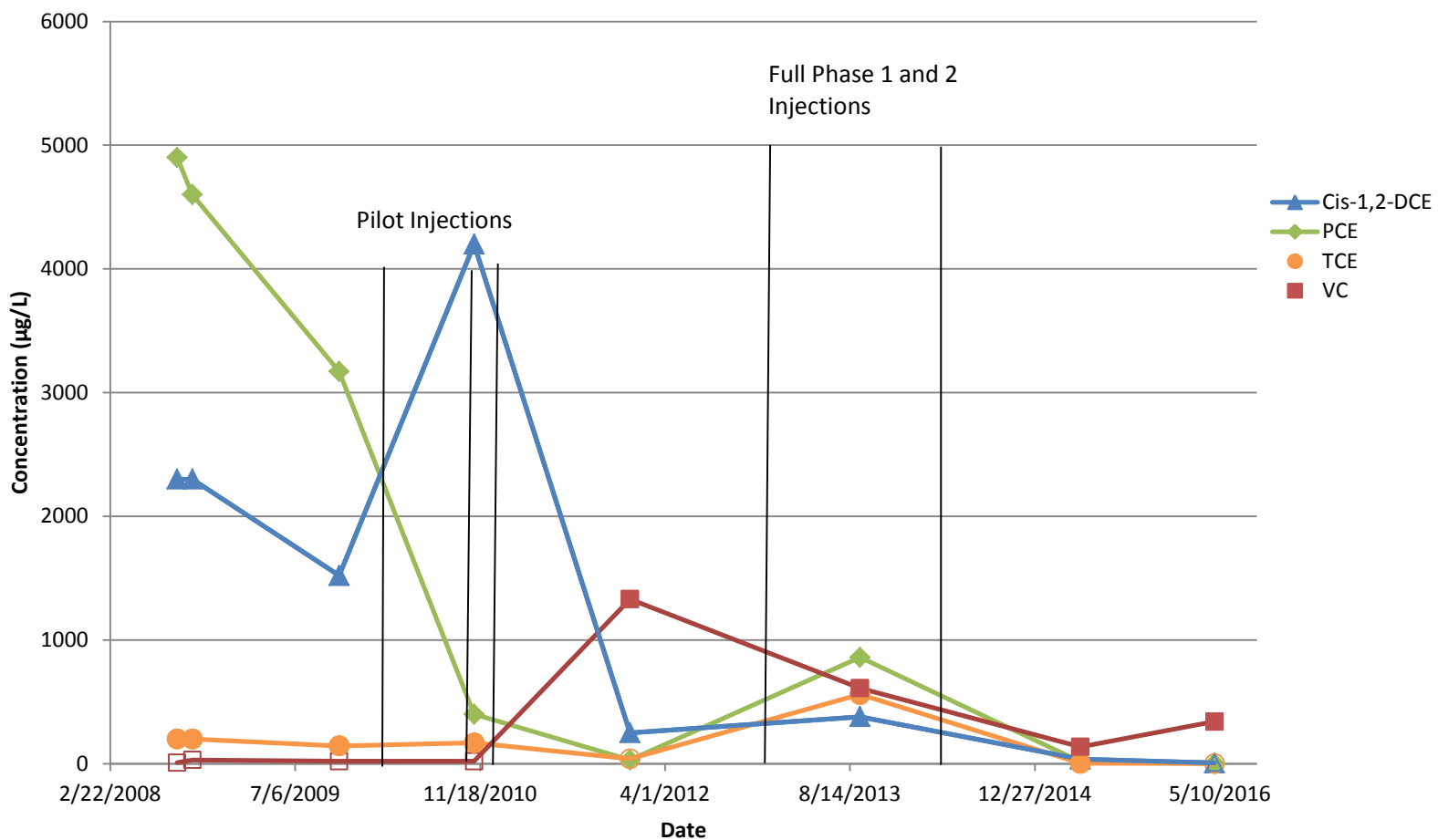
Abbreviations:  
 DCE = Dichloroethene  
 PCE = Tetrachloroethene

TCE = Trichloroethene  
 VC = Vinyl Chloride

µg/L = micrograms per liter

Notes:  
 Non-Detect results are represented as empty symbols and are plotted at the detection limit concentration.

## CVOC Time vs Concentration - PZ4



**Abbreviations:**

DCE = Dichloroethene

PCE = Tetrachloroethene

TCE = Trichloroethene

VC = Vinyl Chloride

µg/L = micrograms per liter

**Notes:**

Non-Detect results are represented as empty symbols and are plotted at the detection limit concentration.

## **ATTACHMENT C**

Sub-Slab Vapor Laboratory Report

# TestAmerica

THE LEADER IN ENVIRONMENTAL TESTING

## ANALYTICAL REPORT

TestAmerica Laboratories, Inc.  
TestAmerica Knoxville  
5815 Middlebrook Pike  
Knoxville, TN 37921  
Tel: (865)291-3000

TestAmerica Job ID: 140-4466-1  
Client Project/Site: Northgate Plaza - 25211374.51

For:  
SCS Engineers  
2830 Dairy Dr  
Madison, Wisconsin 53718

Attn: Steve Smith



Authorized for release by:  
3/2/2016 5:12:43 PM

Sandie Fredrick, Project Manager II  
(920)261-1660  
[sandie.fredrick@testamericainc.com](mailto:sandie.fredrick@testamericainc.com)

### LINKS

Review your project  
results through  
**TotalAccess**

Have a Question?



Visit us at:  
[www.testamericainc.com](http://www.testamericainc.com)

*The test results in this report meet all 2003 NELAC and 2009 TNI requirements for accredited parameters, exceptions are noted in this report. This report may not be reproduced except in full, and with written approval from the laboratory. For questions please contact the Project Manager at the e-mail address or telephone number listed on this page.*

*This report has been electronically signed and authorized by the signatory. Electronic signature is intended to be the legally binding equivalent of a traditionally handwritten signature.*

*Results relate only to the items tested and the sample(s) as received by the laboratory.*

- 1
- 2
- 3
- 4
- 5
- 6
- 7
- 8
- 9
- 10
- 11
- 12
- 13
- 14
- 15
- 16





# Table of Contents

Cover Page . . . . .	1
Table of Contents . . . . .	2
Definitions/Glossary . . . . .	3
Case Narrative . . . . .	4
Detection Summary . . . . .	5
Client Sample Results . . . . .	6
Default Detection Limits . . . . .	7
Surrogate Summary . . . . .	8
QC Sample Results . . . . .	9
QC Association Summary . . . . .	10
Lab Chronicle . . . . .	11
Certification Summary . . . . .	12
Method Summary . . . . .	13
Sample Summary . . . . .	14
Chain of Custody . . . . .	15
Receipt Checklists . . . . .	17

# Definitions/Glossary

Client: SCS Engineers  
Project/Site: Northgate Plaza - 25211374.51

TestAmerica Job ID: 140-4466-1

## Glossary

Abbreviation	These commonly used abbreviations may or may not be present in this report.
α	Listed under the "D" column to designate that the result is reported on a dry weight basis
%R	Percent Recovery
CFL	Contains Free Liquid
CNF	Contains no Free Liquid
DER	Duplicate error ratio (normalized absolute difference)
Dil Fac	Dilution Factor
DL, RA, RE, IN	Indicates a Dilution, Re-analysis, Re-extraction, or additional Initial metals/anion analysis of the sample
DLC	Decision level concentration
MDA	Minimum detectable activity
EDL	Estimated Detection Limit
MDC	Minimum detectable concentration
MDL	Method Detection Limit
ML	Minimum Level (Dioxin)
NC	Not Calculated
ND	Not detected at the reporting limit (or MDL or EDL if shown)
PQL	Practical Quantitation Limit
QC	Quality Control
RER	Relative error ratio
RL	Reporting Limit or Requested Limit (Radiochemistry)
RPD	Relative Percent Difference, a measure of the relative difference between two points
TEF	Toxicity Equivalent Factor (Dioxin)
TEQ	Toxicity Equivalent Quotient (Dioxin)

# Case Narrative

Client: SCS Engineers  
Project/Site: Northgate Plaza - 25211374.51

TestAmerica Job ID: 140-4466-1

---

**Job ID: 140-4466-1**

---

**Laboratory: TestAmerica Knoxville**

---

**Narrative**

**Job Narrative**  
**140-4466-1**

**Comments**

No additional comments.

**Receipt**

The samples were received on 2/25/2016 10:00 AM; the samples arrived in good condition, properly preserved and, where required, on ice.

**Air - GC/MS VOA**

Method(s) TO 15 LL, TO-15: EPA methods TO-14A and TO-15 specify the use of humidified "zero air" as the blank reagent for canister cleaning, instrument calibration and sample analysis. Ultra-high purity humidified nitrogen from a cryogenic reservoir is used in place of "zero air" by TestAmerica Knoxville.

No additional analytical or quality issues were noted, other than those described above or in the Definitions/Glossary page.

- 1
- 2
- 3
- 4
- 5
- 6
- 7
- 8
- 9
- 10
- 11
- 12
- 13
- 14
- 15
- 16

# Detection Summary

Client: SCS Engineers  
Project/Site: Northgate Plaza - 25211374.51

TestAmerica Job ID: 140-4466-1

**Client Sample ID: Dane Co. Jobs Center**

**Lab Sample ID: 140-4466-2**

Analyte	Result	Qualifier	RL	MDL	Unit	Dil Fac	D	Method	Prep Type
Tetrachloroethene	520		11	2.1	ppb v/v	2.68		TO-15	Total/NA
Analyte	Result	Qualifier	RL	MDL	Unit	Dil Fac	D	Method	Prep Type
Tetrachloroethene	3500		73	15	ug/m3	2.68		TO-15	Total/NA

This Detection Summary does not include radiochemical test results.

TestAmerica Knoxville



# Client Sample Results

Client: SCS Engineers  
 Project/Site: Northgate Plaza - 25211374.51

TestAmerica Job ID: 140-4466-1

**Client Sample ID: Dane Co. Jobs Center**

**Lab Sample ID: 140-4466-2**

**Date Collected: 01/28/16 08:07**

**Matrix: Air**

**Date Received: 02/22/16 13:00**

## Method: TO-15 - Volatile Organic Compounds in Ambient Air

Analyte	Result	Qualifier	RL	MDL	Unit	D	Prepared	Analyzed	Dil Fac
cis-1,2-Dichloroethene	<3.2		11	3.2	ppb v/v			02/26/16 14:34	2.68
<b>Tetrachloroethene</b>	<b>520</b>		11	2.1	ppb v/v			02/26/16 14:34	2.68
trans-1,2-Dichloroethene	<2.7		11	2.7	ppb v/v			02/26/16 14:34	2.68
Trichloroethene	<1.9		11	1.9	ppb v/v			02/26/16 14:34	2.68
Vinyl chloride	<3.8		11	3.8	ppb v/v			02/26/16 14:34	2.68
Analyte	Result	Qualifier	RL	MDL	Unit	D	Prepared	Analyzed	Dil Fac
cis-1,2-Dichloroethene	<13		43	13	ug/m3			02/26/16 14:34	2.68
<b>Tetrachloroethene</b>	<b>3500</b>		73	15	ug/m3			02/26/16 14:34	2.68
trans-1,2-Dichloroethene	<11		43	11	ug/m3			02/26/16 14:34	2.68
Trichloroethene	<10		58	10	ug/m3			02/26/16 14:34	2.68
Vinyl chloride	<9.7		27	9.7	ug/m3			02/26/16 14:34	2.68
Surrogate	%Recovery	Qualifier	Limits				Prepared	Analyzed	Dil Fac
4-Bromofluorobenzene (Surr)	96		60 - 140					02/26/16 14:34	2.68

# Default Detection Limits

Client: SCS Engineers  
Project/Site: Northgate Plaza - 25211374.51

TestAmerica Job ID: 140-4466-1

## Method: TO-15 - Volatile Organic Compounds in Ambient Air

Analyte	RL	MDL	Units	Method
cis-1,2-Dichloroethene	0.20	0.060	ppb v/v	TO-15
cis-1,2-Dichloroethene	0.79	0.24	ug/m3	TO-15
Tetrachloroethene	0.20	0.040	ppb v/v	TO-15
Tetrachloroethene	1.4	0.27	ug/m3	TO-15
trans-1,2-Dichloroethene	0.20	0.050	ppb v/v	TO-15
trans-1,2-Dichloroethene	0.79	0.20	ug/m3	TO-15
Trichloroethene	0.20	0.036	ppb v/v	TO-15
Trichloroethene	1.1	0.19	ug/m3	TO-15
Vinyl chloride	0.20	0.071	ppb v/v	TO-15
Vinyl chloride	0.51	0.18	ug/m3	TO-15

# Surrogate Summary

Client: SCS Engineers  
Project/Site: Northgate Plaza - 25211374.51

TestAmerica Job ID: 140-4466-1

## Method: TO-15 - Volatile Organic Compounds in Ambient Air

Matrix: Air

Prep Type: Total/NA

### Percent Surrogate Recovery (Acceptance Limits)

Lab Sample ID	Client Sample ID	BFB (60-140)
140-4466-2	Dane Co. Jobs Center	96
LCS 140-4365/1002	Lab Control Sample	103
MB 140-4365/4	Method Blank	94

#### Surrogate Legend

BFB = 4-Bromofluorobenzene (Surr)

- 1
- 2
- 3
- 4
- 5
- 6
- 7
- 8
- 9
- 10
- 11
- 12
- 13
- 14
- 15
- 16

# QC Sample Results

Client: SCS Engineers  
 Project/Site: Northgate Plaza - 25211374.51

TestAmerica Job ID: 140-4466-1

## Method: TO-15 - Volatile Organic Compounds in Ambient Air

**Lab Sample ID: MB 140-4365/4**

**Matrix: Air**

**Analysis Batch: 4365**

**Client Sample ID: Method Blank**

**Prep Type: Total/NA**

Analyte	MB Result	MB Qualifier	RL	MDL	Unit	D	Prepared	Analyzed	Dil Fac
cis-1,2-Dichloroethene	<0.060		0.20	0.060	ppb v/v			02/26/16 13:42	1
Tetrachloroethene	<0.040		0.20	0.040	ppb v/v			02/26/16 13:42	1
trans-1,2-Dichloroethene	<0.050		0.20	0.050	ppb v/v			02/26/16 13:42	1
Trichloroethene	<0.036		0.20	0.036	ppb v/v			02/26/16 13:42	1
Vinyl chloride	<0.071		0.20	0.071	ppb v/v			02/26/16 13:42	1

Analyte	MB Result	MB Qualifier	RL	MDL	Unit	D	Prepared	Analyzed	Dil Fac
cis-1,2-Dichloroethene	<0.24		0.79	0.24	ug/m3			02/26/16 13:42	1
Tetrachloroethene	<0.27		1.4	0.27	ug/m3			02/26/16 13:42	1
trans-1,2-Dichloroethene	<0.20		0.79	0.20	ug/m3			02/26/16 13:42	1
Trichloroethene	<0.19		1.1	0.19	ug/m3			02/26/16 13:42	1
Vinyl chloride	<0.18		0.51	0.18	ug/m3			02/26/16 13:42	1

Surrogate	MB %Recovery	MB Qualifier	Limits	Prepared	Analyzed	Dil Fac
4-Bromofluorobenzene (Surr)	94		60 - 140		02/26/16 13:42	1

**Lab Sample ID: LCS 140-4365/1002**

**Matrix: Air**

**Analysis Batch: 4365**

**Client Sample ID: Lab Control Sample**

**Prep Type: Total/NA**

Analyte	Spike Added	LCS Result	LCS Qualifier	Unit	D	%Rec	%Rec. Limits
cis-1,2-Dichloroethene	2.00	2.03		ppb v/v		101	70 - 130
Tetrachloroethene	2.00	1.91		ppb v/v		95	70 - 130
trans-1,2-Dichloroethene	2.00	2.01		ppb v/v		101	70 - 130
Trichloroethene	2.00	1.81		ppb v/v		91	70 - 130
Vinyl chloride	2.00	2.24		ppb v/v		112	70 - 130

Analyte	Spike Added	LCS Result	LCS Qualifier	Unit	D	%Rec	%Rec. Limits
cis-1,2-Dichloroethene	7.9	8.05		ug/m3		101	70 - 130
Tetrachloroethene	14	12.9		ug/m3		95	70 - 130
trans-1,2-Dichloroethene	7.9	7.98		ug/m3		101	70 - 130
Trichloroethene	11	9.75		ug/m3		91	70 - 130
Vinyl chloride	5.1	5.74		ug/m3		112	70 - 130

Surrogate	LCS %Recovery	LCS Qualifier	Limits
4-Bromofluorobenzene (Surr)	103		60 - 140

TestAmerica Knoxville



# QC Association Summary

Client: SCS Engineers  
Project/Site: Northgate Plaza - 25211374.51

TestAmerica Job ID: 140-4466-1

## Air - GC/MS VOA

### Analysis Batch: 4365

Lab Sample ID	Client Sample ID	Prep Type	Matrix	Method	Prep Batch
140-4466-2	Dane Co. Jobs Center	Total/NA	Air	TO-15	
LCS 140-4365/1002	Lab Control Sample	Total/NA	Air	TO-15	
MB 140-4365/4	Method Blank	Total/NA	Air	TO-15	

- 1
- 2
- 3
- 4
- 5
- 6
- 7
- 8
- 9
- 10
- 11
- 12
- 13
- 14
- 15
- 16

# Lab Chronicle

Client: SCS Engineers  
Project/Site: Northgate Plaza - 25211374.51

TestAmerica Job ID: 140-4466-1

**Client Sample ID: Dane Co. Jobs Center**

**Lab Sample ID: 140-4466-2**

**Date Collected: 01/28/16 08:07**

**Matrix: Air**

**Date Received: 02/22/16 13:00**

Prep Type	Batch Type	Batch Method	Run	Dil Factor	Initial Amount	Final Amount	Batch Number	Prepared or Analyzed	Analyst	Lab
Total/NA	Analysis	TO-15		2.68	10 mL	500 mL	4365	02/26/16 14:34	HMT	TAL KNX
Instrument ID: MR										

**Client Sample ID: Lab Control Sample**

**Lab Sample ID: LCS 140-4365/1002**

**Date Collected: N/A**

**Matrix: Air**

**Date Received: N/A**

Prep Type	Batch Type	Batch Method	Run	Dil Factor	Initial Amount	Final Amount	Batch Number	Prepared or Analyzed	Analyst	Lab
Total/NA	Analysis	TO-15		1	500 mL	500 mL	4365	02/26/16 11:48	HMT	TAL KNX
Instrument ID: MR										

**Client Sample ID: Method Blank**

**Lab Sample ID: MB 140-4365/4**

**Date Collected: N/A**

**Matrix: Air**

**Date Received: N/A**

Prep Type	Batch Type	Batch Method	Run	Dil Factor	Initial Amount	Final Amount	Batch Number	Prepared or Analyzed	Analyst	Lab
Total/NA	Analysis	TO-15		1	200 mL	500 mL	4365	02/26/16 13:42	HMT	TAL KNX
Instrument ID: MR										

## Laboratory References:

TAL KNX = TestAmerica Knoxville, 5815 Middlebrook Pike, Knoxville, TN 37921, TEL (865)291-3000

# Certification Summary

Client: SCS Engineers  
Project/Site: Northgate Plaza - 25211374.51

TestAmerica Job ID: 140-4466-1

## Laboratory: TestAmerica Knoxville

The certifications listed below are applicable to this report.

Authority	Program	EPA Region	Certification ID	Expiration Date
Wisconsin	State Program	5	998044300	08-31-16

## Laboratory: TestAmerica Chicago

The certifications listed below are applicable to this report.

Authority	Program	EPA Region	Certification ID	Expiration Date
Wisconsin	State Program	5	999580010	08-31-16

- 1
- 2
- 3
- 4
- 5
- 6
- 7
- 8
- 9
- 10
- 11
- 12
- 13
- 14
- 15
- 16

# Method Summary

Client: SCS Engineers  
Project/Site: Northgate Plaza - 25211374.51

TestAmerica Job ID: 140-4466-1

---

Method	Method Description	Protocol	Laboratory
TO-15	Volatile Organic Compounds in Ambient Air	EPA	TAL KNX

---

**Protocol References:**

EPA = US Environmental Protection Agency

**Laboratory References:**

TAL KNX = TestAmerica Knoxville, 5815 Middlebrook Pike, Knoxville, TN 37921, TEL (865)291-3000

- 1
- 2
- 3
- 4
- 5
- 6
- 7
- 8
- 9
- 10
- 11
- 12
- 13
- 14
- 15
- 16

# Sample Summary

Client: SCS Engineers  
Project/Site: Northgate Plaza - 25211374.51

TestAmerica Job ID: 140-4466-1

---

Lab Sample ID	Client Sample ID	Matrix	Collected	Received
140-4466-2	Dane Co. Jobs Center	Air	01/28/16 08:07	02/22/16 13:00

---

- 1
- 2
- 3
- 4
- 5
- 6
- 7
- 8
- 9
- 10
- 11
- 12
- 13
- 14
- 15
- 16



Phone # (608) 224-2835  
FAX # 608-224-2839

Report To SCS Engineers  
2830 Dairy Dr.  
Madison, WI 53718

ESS Organic Chemistry  
WSLH Air Canister Sampling Sheet

Bill To SCS Engineers  
2830 Dairy Dr.  
Madison, WI 53718

VR User ID/Horizon #: 12858

Project Northgate Plaza  
P.O. # # 2521374-51

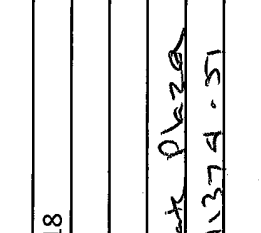
Sample Type: AR - Outdoor Air  
AI - Indoor Air  
SB - Sub-Slab

Collected By S Smith  
Date Sampled 1/28/16

Tracer used (Y/N) NO  
Which Tracer? None

SPECIAL INSTRUCTIONS:  
X TO15 Full List  
X TO15 Dry Cleaner/Short List

LAB USE ONLY	WSLH SAMPLE #	CUSTOMER FIELD #	SAMPLE TYPE (AR,AI,SB)	SAMPLE DATE	TIME ON	TIME OFF	INITIAL PRESSURE	FINAL PRESSURE	CANISTER NUMBER	PID READING	Flow Controller SAMPLER NUMBER
		<u>Dave Co. John Center</u>	<u>SB</u>	<u>1/28/16</u>	<u>6737</u>	<u>0807</u>	<u>-25</u>	<u>-2</u>	<u>ESS-631</u>	<u>2258</u>	<u>5584</u>
		<u>NO CUSTODY SEALS</u>									
		<u>RECEIVED AT AMBIENT TEMP</u>									
		<u>BYO 2-22-16</u>									
		<u>161X FAX 107824 0634254D G</u>									
		<u>CAN/CLIP</u>									



140-4466 Chain of Custody

chain of custody: Relinquished  
RECEIVED BY Suphanna 2-22-16 13:00

Date: 1/29/16 Received: John Dow



## Login Sample Receipt Checklist

Client: SCS Engineers

Job Number: 140-4466-1

**Login Number: 4466**

**List Number: 1**

**Creator: Dameron, Bryan K**

**List Source: TestAmerica Knoxville**

Question	Answer	Comment
Radioactivity wasn't checked or is <math>\leq</math> background as measured by a survey meter.	N/A	
The cooler's custody seal, if present, is intact.	N/A	
Sample custody seals, if present, are intact.	N/A	
The cooler or samples do not appear to have been compromised or tampered with.	True	
Samples were received on ice.	N/A	
Cooler Temperature is acceptable.	N/A	
Cooler Temperature is recorded.	N/A	
COC is present.	True	
COC is filled out in ink and legible.	True	
COC is filled out with all pertinent information.	True	
Is the Field Sampler's name present on COC?	True	
There are no discrepancies between the containers received and the COC.	True	
Samples are received within Holding Time (excluding tests with immediate HTs)	True	
Sample containers have legible labels.	True	
Containers are not broken or leaking.	N/A	CHECKED IN LAB
Sample collection date/times are provided.	True	
Appropriate sample containers are used.	True	
Sample bottles are completely filled.	N/A	
Sample Preservation Verified.	N/A	
There is sufficient vol. for all requested analyses, incl. any requested MS/MSDs	N/A	
Containers requiring zero headspace have no headspace or bubble is <math><6\text{mm}</math> (1/4").	N/A	
Multiphasic samples are not present.	N/A	
Samples do not require splitting or compositing.	N/A	
Residual Chlorine Checked.	N/A	







Wisconsin State Laboratory of Hygiene  
 2601 Agriculture Drive, PO Box 7996  
 Madison, WI 53707-7996  
 (800)442-4618 - FAX (608)224-6213  
<http://www.slh.wisc.edu>

# Laboratory Report

D.F. Kurtycz, M.D., Medical Director - Peter Shult, Ph.D., Interim Director

Environmental Health Division

WDNR LAB ID: 113133790    NELAP LAB ID: E37658    EPA LAB ID: WI00007    WI DATCP ID: 105-415

**WSLH Sample: 274451001**

Report To:  
 STEVE SMITH - SCS  
 SCS ENGINEERS  
 2830 DAIRY DRIVE  
 MADISON, WI 53718

Invoice To:  
 ROBERT LANGDON  
 SCS ENGINEERS  
 2830 DAIRY DR  
 MADISON, WI 53718  
 Customer ID: 12858

Field #: CASH STORE  
 Project No: NORTHGATE PLAZA  
 Collection End: 8/29/2016 11:45:00 AM  
 Collection Start: 08/29/16 1115  
 Collected By: S. SMITH  
 Date Received: 8/29/2016  
 Date Reported: 9/1/2016  
 Sample Reason:

ID#:  
 Sample Location:  
 Sample Description:  
 Sample Type: SB-SUB SLAB  
 Waterbody:  
 Point or Outfall:  
 Sample Depth:  
 Program Code:  
 Region Code:  
 County:

**OC-Volatiles**

Analyte	Analysis Method	Result	Units	LOD	LOQ
Prep Date 08/31/16    Analysis Date 08/31/16					
Vinyl chloride	EPA TO-15	ND	ppbv	6.4	21
trans-1,2-Dichloroethene	EPA TO-15	ND	ppbv	6.4	21
cis-1,2-Dichloroethene	EPA TO-15	ND	ppbv	6.4	21
Trichloroethene	EPA TO-15	ND	ppbv	6.4	21
Tetrachloroethene	EPA TO-15	510	ppbv	6.4	21



Wisconsin State Laboratory of Hygiene  
2601 Agriculture Drive, PO Box 7996  
Madison, WI 53707-7996  
(800)442-4618 - FAX (608)224-6213  
<http://www.slh.wisc.edu>

# Laboratory Report

D.F. Kurtycz, M.D., Medical Director - Peter Shult, Ph.D., Interim Director

Environmental Health Division

WDNR LAB ID: 113133790

NELAP LAB ID: E37658

EPA LAB ID: WI00007

WI DATCP ID: 105-415

**WSLH Sample: 274451001**

## List of Abbreviations:

LOD = Level of detection

LOQ = Level of quantification

ND = None detected. Results are less than the LOD

F next to result = Result is between LOD and LOQ

Z next to result = Result is between 0 (zero) and LOD

if LOD=LOQ, Limits were not statistically derived

Test results for NELAP accredited tests are certified to meet the requirements of the NELAC standards. For a list of accredited analytes see <http://www.slh.wisc.edu/about/compliance/nelac-laboratory-accreditation>

Results, LOD and LOQ values have been adjusted for analytical dilutions and percent moisture where applicable.

Results relate only to the items tested.

This Laboratory Report shall not be reproduced except in full, without written approval of the laboratory.

The water microbiology unit analyzes samples as received and not all samples are tested for preservation before analysis is performed.

## Responsible Party

Microbiology: Sharon Kluender, Lab Manager, 608-224-6262

Inorganic Chemistry: DeWayne Kennedy-Parker, Lab Manager, 608-224-6282

Metals: DeWayne Kennedy-Parker, Lab Manager, 608-224-6282

Organic Chemistry: Al Spallato, Lab Manager, 608-224-6269

Emergency Chemical Response: Noel Stanton, Lab Manager, 608-224-6251

Environmental Toxicology: Tracy Hanke, Lab Manager, 608-224-6270