



December 22, 2014

REC'D DEC 30 2014

Joseph Banaszynski
7842 23rd Avenue
Kenosha, WI 53143

Subject: Environmental Investigation Sampling Results
BRRTS#: 02-30-552188

Dear Mr. Banaszynski:

In accordance with the executed Agreement to Provide Access for Sampling Activities, and in accordance with Wisconsin Department of Natural Resources (WDNR) regulation NR 716.14, Environmental Forensic Investigations, Inc. (EnviroForensics) is providing the results of environmental samples collected from your property located at 7529 40th Avenue in Kenosha, Wisconsin on November 12th and 13th 2014. The sampling activities are part of an environmental investigation being performed for the Martino's Master Drycleaner facility located at 7513 41st Avenue in Kenosha, WI at the direction of the WDNR pursuant to the authority granted to it under State and Federal law. The chemicals of concern for the investigation are the dry cleaning solvent tetrachloroethene (PCE) and its associated breakdown products.

The Responsible Party is:

Martino's Master Drycleaners
7513 41st Avenue
Kenosha, WI
262-694-7545

Sampling Results

Two (2) sub-slab vapor samples designated 6165-7529-SS-1 and 6165-7529-SS-2 were collected from the basement of your building. Indoor air samples 6165-7529-IA-B, 6165-7529-IA-F1, and 6165-7529-IA-F2 were collected from the basement, first floor, and second floor, respectively. For quality control purposes a sample of outdoor air designated 6165-40th Ave E OA-1 was also collected. The sampling locations are depicted on the attached figure. The results of the vapor and air samples are summarized and compared to WDNR standards on the attached table. The laboratory report that relates to the vapor and air samples are also attached.


Document: 6165-0628
Environmental Forensic Investigations, Inc.
N16 W23390 Stone Ridge Drive, Suite G
Waukesha, WI 53188
Phone: 262-290-4001 • Fax 317-972-7875

The chemicals of concern, including PCE, were not detected in the sub-slab vapor or indoor air samples collected from your building. Benzene and 1,2,4-trimethylbenzene were detected in the second floor air sample only. The concentration of benzene was above the residential vapor action level. Benzene and 1,2,4-trimethylbenzene are related to fuel. If it can be identified, the source of these chemicals should be removed from the home to improve air quality.


The WDNR requires that the above sampling protocol be repeated one (1) additional time to rule out a vapor risk to residential properties. We anticipate performing the final sampling event during February or March 2015. We will contact you to schedule this work. If you have any questions or concerns, please contact me at 414-326-4412 or by email at bkappen@enviroforensics.com. The WDNR project manager, Doug Cieslak, can be reached at 262-884-2344. We greatly appreciate your help and patience with this matter.

Sincerely,

Environmental Forensic Investigations, Inc.

A handwritten signature in cursive script, appearing to read "Brian Kappen".

Brian Kappen, PG
Project Manager

A handwritten signature in cursive script, appearing to read "Wayne Fassbender".

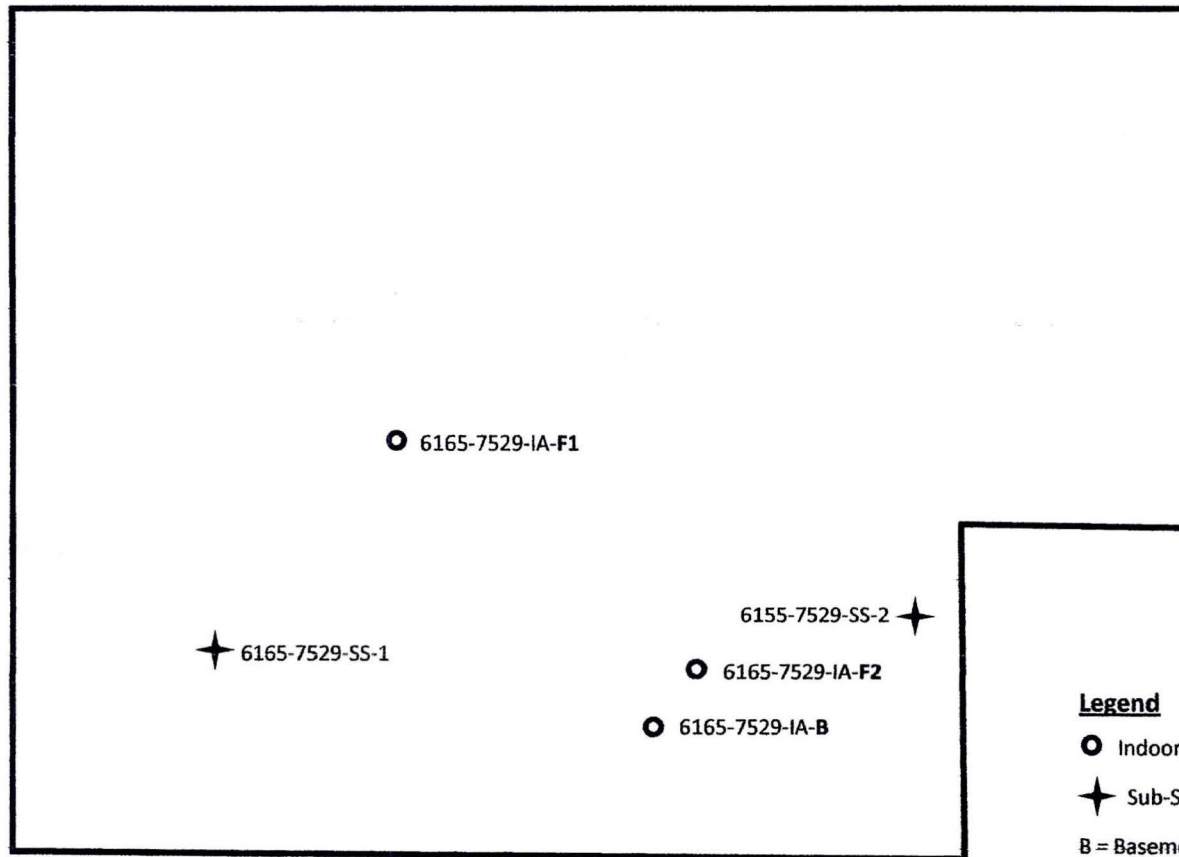
Wayne Fassbender, PG, PMP
Senior Project Manager

Copy: Doug Cieslak, Wisconsin Department of Natural Resources

Attachments: Sample Location Map
Results Summary Table
WDNR Fact Sheet - Understanding Chemical Vapor Intrusion Testing Results
Analytical Laboratory Report

VAPOR INTRUSION SAMPLE LOCATIONS
7529 40th Ave, Kenosha, Wisconsin

40th Avenue



Driveway



Legend

- Indoor/Outdoor Air Sample
- ★ Sub-Slab Vapor Sample
- B = Basement
- F1 = 1st Floor
- F2 = 2nd Floor

○ 6165-40th Ave E OA-1

Summary of Vapor Intrusion Assessment Analytical Results
7529 40th Avenue
 Martino's 41st Avenue
 Kenosha, Wisconsin

Sample Address	Sample Identification	Sample Location	Sample Date	Tetrachloroethene	Benzene	Chloromethane	Dichlorodifluoromethane	1,2-Dichloroethane	Toluene	Trichlorofluoromethane	1,2,4-Trimethylbenzene	Xylene
INDOOR/ OUTDOOR AIR												
Residential Vapor Action Level				42	3.6	94	100	1.1	5,200	730	7.3	100
7529 40th Ave	6165-40th Ave E OA-1	Outdoor	8/27/2014	2.9	1.1	1.4	2.5	<0.81	2.7	1.5	<0.98	1.5
	6165-40th Ave E OA-1	Outdoor	11/13/2014	<3.19	<1.60	<20.6	<49.5	<0.40	<3770	<562	<4.92	<86.8
	6165-7529-IA-B	Basement	8/27/2014	6.2	0.68	<1.0	5.0	<0.81	4.9	1.6	<0.98	1.6
	6165-7529-IA-B	Basement	11/13/2014	<3.19	<1.60	<20.6	<49.5	<0.40	<3770	<562	<4.92	<86.8
	6165-7529-IA-F1	First Floor	8/27/2014	2.7	0.67	1.2	3.6	0.83	3.4	1.7	<0.98	1.8
	6165-7529-IA-F1	First Floor	11/13/2014	<3.19	<1.60	<20.6	<49.5	<0.40	<3770	<562	<4.92	<86.8
	6165-7529-IA-F2	Second Floor	8/27/2014	1.5	<0.64	<1.0	3.3	<0.81	3.1	1.5	<0.98	1.6
6165-7529-IA-F2	Second Floor	11/13/2014	<3.19	9.1	<20.6	<49.5	<0.40	<3770	<562	6.29	<86.8	
SUB-SLAB VAPOR												
Residential Vapor Risk Screening Level				420	36	940	1,000	11	52,000	7,300	73	1,000
7529 40th Ave	6165-7529-SS-1	Basement	8/27/2014	19	<6.4	<10	<9.9	<8.1	<7.5	<11	<9.8	<8.7
	6165-7529-SS-1	Basement	11/13/2014	<31.9	<16.0	<206	<495	<4.05	<37700	<5620	<49.2	<868
	6165-7529-SS-2	Basement	8/27/2014	<14	<6.4	<10	<9.9	<8.1	<7.5	<11	<9.8	<8.7
	6165-7529-SS-2	Basement	11/13/2014	<31.9	<16.0	<206	<495	<4.05	<37700	<5620	<49.2	<868

Notes:

Results reported in micrograms per cubic meter (ug/m³)

Analysis performed by Envision Laboratories according to EPA Method TO-15

IA = Indoor Air

OA = Outdoor air (background)

SS = Sub-slab vapor

Bolded values are above detection limits

Bolded and shaded values exceed the applicable residential screening or action level

Understanding Chemical Vapor Intrusion Testing Results

PUB-RR-977

Apr 2014

From the Lab to You

Chemical vapor samples were taken from underneath your house or building and possibly indoors as well. These samples have been tested by a certified laboratory and a report was issued. The Wisconsin Department of Natural Resources (DNR) uses these test results to determine if people in the building are being exposed to chemical vapors coming from nearby contaminated soil or groundwater, and to decide what, if any, action is needed to prevent this exposure.

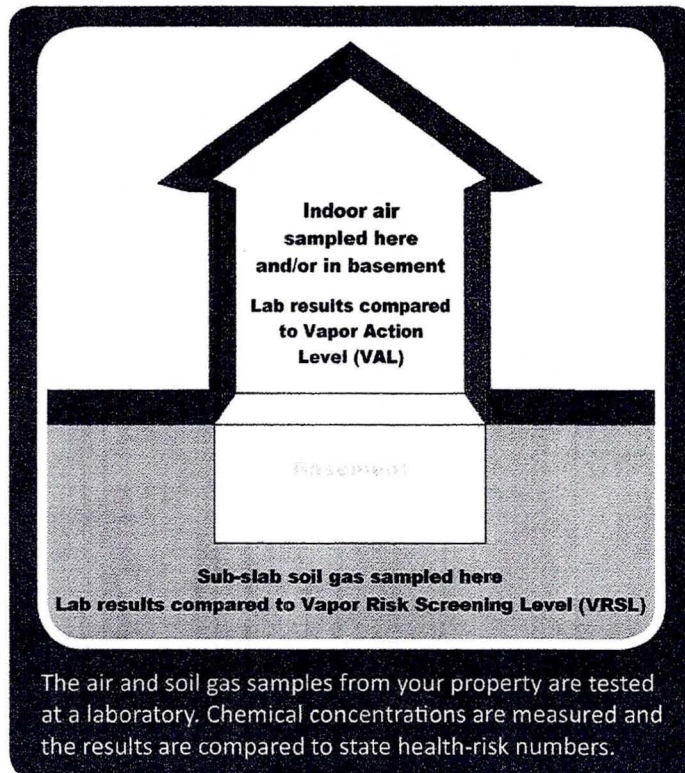
Indoor Air Testing Results

If indoor air samples were collected in your house or building, test results from the lab will be compared to the state Vapor Action Level (VAL) for chemicals of concern. If test results show chemical concentrations in your air below the VAL then adverse health effects are not expected, even if you were to breathe the chemical at this concentration for your whole life.

Test results showing chemical concentrations in the air at or above the VAL prompt DNR to recommend that exposures to these chemical vapors be reduced. If test results show concentrations significantly above the VAL, or more than one type of chemical vapor is identified in your indoor air, the risk from exposure increases. If the concentration of any indoor chemical vapor exceeds 10 times the VAL, DNR is concerned about even short-term exposure and will typically require immediate action to address the problem.

The VAL for each chemical is set by scientific research. It is protective of all people, including those who are most susceptible to adverse health effects. For cancer-causing chemicals, no more than 1 in 100,000 people breathing indoor air with chemical concentrations below the VAL are expected to get cancer from exposure to that chemical. Concentrations above the VAL are of greater concern.

If test results identify chemicals in your air that are not present in nearby soil or groundwater contamination, it is likely that these vapors are coming from some product or activity in or near your house or building. Many everyday consumer products (e.g., cleaners, solvents, polish, adhesives, lubricants, aerosols, insect repellants, etc.); combustion processes (e.g., smoking, home heating); fuels in attached garages; dry cleaned clothing or draperies; and occupant activities (e.g., craft hobbies), also release chemical vapors into the air.



Sub-slab Soil Gas Testing Results

Soil gas samples were collected from the ground beneath the concrete slab of your building foundation or basement. The lab measured the concentrations of various chemicals in these samples. DNR compares these measurements to the state Vapor Risk Screening Level (VRSL), which identifies the concentration of a chemical in soil gas that scientific research suggests can be a health risk if vapor enters a building. If soil gas measurements exceed the VRSL for a chemical of concern, action to reduce exposure is strongly recommended.

The VRSL is a higher number (higher chemical concentration) than the VAL because it is presumed that concrete building foundations and basement walls will prevent most soil gas from entering a building. Further, any soil gas that does enter a building through cracks, holes, sump pumps, drains, etc., will be diluted to some extent by the indoor air. So, people inside will not be breathing air that includes the full concentration of chemical vapors that exist in the ground.



Wisconsin Department of Natural Resources
P.O. Box 7921, Madison, WI 53707
dnr.wi.gov, search "Brownfields"



DNR generally relies on the test results of the sub-slab soil gas samples when determining what, if any, action should be taken related to chemical vapors coming from nearby soil or groundwater contamination. Indoor air quality is highly variable, and it is difficult to make a definitive decision about vapor intrusion based on indoor air sampling alone.

Follow-Up Actions

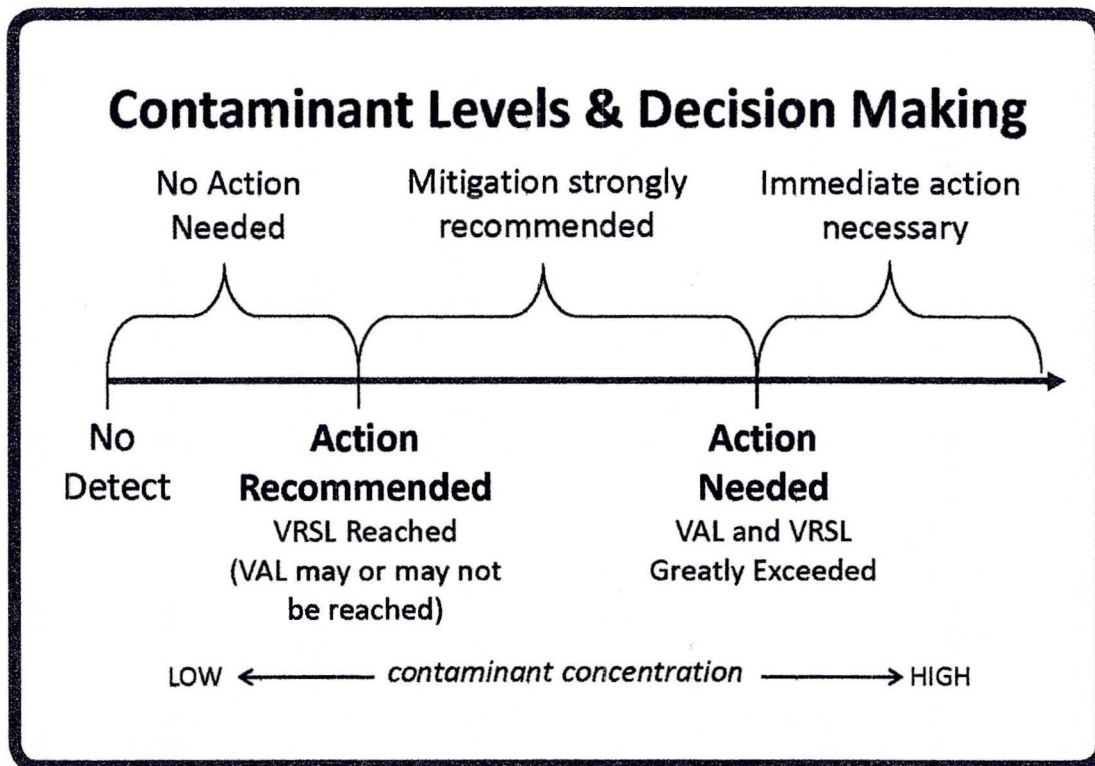
If your test results are less than a VAL for indoor air, or a VRSL for sub-slab soil gas, then the air in the house or building should not present a health concern. Follow-up sampling and testing may be necessary to confirm the results, but no other action is typically suggested.

When test results show soil gas chemical concentrations above a VRSL, both DNR and the Wisconsin Department of

Health Services recommend that owners take action to reduce potential exposure. This typically involves installing a vapor mitigation system that vents chemical vapors from beneath your home or building to the outdoors, similar to a radon mitigation system.

If indoor air concentrations exceed a VAL, but sub-slab concentrations are less than a VRSL, then the chemical vapors are most likely coming from indoor sources. Steps should be taken by the house or building owner to identify the products and practices causing the problem and implement appropriate remedies.

If soil gas mitigation is recommended, a representative of the party who is responsible for the soil or groundwater contamination will contact you to discuss your options.



A Note about Measurement Units: The lab report may include some unfamiliar technical language. The most important point to note is whether or not the test result for a specific chemical exceeds a VAL or VRSL, which are also sometimes referred to, generically, as “screening levels.”

The concentration of gaseous pollutants in air is typically described in two different ways: 1) as units of mass per volume, where $\mu\text{g}/\text{m}^3$ represents micrograms of gaseous pollutant per cubic meter of ambient air; and 2) as parts per billion by volume (ppbv), where the volume of a gaseous pollutant is compared to a set volume of ambient air. These are the numbers that are compared to the VAL and VRSL.

For more information, visit dnr.wi.gov/topic/Brownfields/Vapor.html

This document contains information about certain state statutes and administrative rules but does not necessarily include all of the details found in the statutes and rules. Readers should consult the actual language of the statutes and rules to answer specific questions. The Wisconsin Department of Natural Resources provides equal opportunity in its employment, programs, services, and functions under an Affirmative Action Plan. If you have any questions, please write to Equal Opportunity Office, Department of Interior, Washington, D.C. 20240. This publication is available in alternative format upon request. Please call 608-267-3543 for more information.



EnvisionAir
1441 Sadlier Circle West Drive
Indianapolis, IN 46239
Ph: 317-351-0885
Fax: 317-351-0882
www.envision-air.com

Mr. Kyle Heimstead
Enviroforensics
N16 W. 23390 Stone Ridge Dr
Suite G
Waukesha, WI 53188

December 5, 2014

ENVision Project Number: 2014-539
Client Project Name: 6165 Martino's 41st

Dear Mr. Heimstead,

Please find the attached analytical report for the samples received November 21, 2014. All test methods performed were fully compliant with local, state, and federal EPA methods unless otherwise noted. The project was analyzed as requested on the enclosed chain of custody record. Please review the comments section for additional information about your results or Quality Control data.

Feel free to contact me if you have any questions or comments regarding your analytical report or service.

Thank you for your business. EnvisionAir looks forward to working with you on your next project.

Yours Sincerely,

A handwritten signature in cursive script that reads "David Norris".

David Norris

Client Services Manager
EnvisionAir



EnvisionAir
 1441 Sadlier Circle West Drive
 Indianapolis, IN 46239
 Ph: 317-351-0885
 Fax: 317-351-0882
 www.envision-air.com

Client Name: ENVIROFORENSICS
Project ID: 6165 MARTINO'S 41ST
Client Project Manager: B. KAPPEN/K. HEIMSTEAD
EnvisionAir Project Number: 2014-539

Sample Summary

Canister Pressure / Vacuum

<u>Laboratory Sample Number:</u>	<u>Sample Description:</u>	<u>Matrix:</u>	<u>START</u>		<u>START</u>		<u>Date</u>	<u>Time</u>	<u>Initial Field</u>	<u>Final Field</u>	<u>Lab</u>
			<u>Date</u>	<u>Time</u>	<u>End Date</u>	<u>End Time</u>					
14-2055	6165-40TH AVE. E. OA-1	A	11/12/14	9:00	11/13/14	9:00	11/21/14	15:00	-29	-4.5	-4.5
14-2056	6165-7529- IA-B	A	11/12/14	9:05	11/13/14	9:05	11/21/14	15:00	-30	-4	-4
14-2057	6165-7529-IA-F1	A	11/12/14	9:10	11/13/14	9:10	11/21/14	15:00	-29	-3	-3
14-2058	6165-7529- IA-F2	A	11/12/14	9:15	11/13/14	9:15	11/21/14	15:00	-30	-3	-3
14-2059	6165-7529- SS-1	A	11/13/14	10:20	11/13/14	10:27	11/21/14	15:00	-28	-2	-2
14-2060	6165-7529- SS-2	A	11/13/14	10:45	11/13/14	10:50	11/21/14	15:00	-28	-2	-2



EnvisionAir
 1441 Sadler Circle West Drive
 Indianapolis, IN 46239
 Ph: 317-351-0885
 Fax: 317-351-0882
 www.envision-air.com

Client Name: ENVIROFORENSICS
Project ID: 6165 MARTINO'S 41ST
Client Project Manager: B. KAPPEN/K. HEIMSTEAD
EnvisionAir Project Number: 2014-539

Analytical Method: TO-15
Analytical Batch: 120114CAIR

Client Sample ID: 6165-40TH AVE. E. OA-1 **Sample Collection START Date/Time:** 11/12/14 9:00
Envision Sample Number: 14-2055 **Sample Collection END Date/Time:** 11/13/14 9:00
Sample Matrix: AIR **Sample Received Date/Time:** 11/21/14 15:00

<u>Compounds</u>	<u>Sample Results ug/m³</u>	<u>Reporting Limit ug/m³</u>	<u>Flag</u>
4-Ethyltoluene	< 492	492	
4-Methyl-2-pentanone (MIBK)	< 2050	2050	
1,1,1-Trichloroethane	< 546	546	
1,1,2,2-Tetrachloroethane	< 0.34	0.34	1
1,1,2-Trichloroethane	< 0.21	0.21	1
1,1-Dichloroethane	< 4.05	4.05	
1,1-Dichloroethene	< 198	198	
1,1-Dichloropropene	< 45.4	45.4	
1,2,4-Trichlorobenzene	< 0.74	0.74	
1,2,4-Trimethylbenzene	< 4.92	4.92	
1,2-dibromoethane (EDB)	< 0.03	0.03	1
1,2-Dichlorobenzene	< 60.1	60.1	
1,2-Dichloroethane	< 0.40	0.40	
1,2-Dichloropropane	< 0.46	0.46	
1,3,5-Trimethylbenzene	< 4.92	4.92	
1,3-Butadiene	< 0.22	0.22	
1,3-Dichlorobenzene	< 60.1	60.1	
1,4-Dichlorobenzene	< 0.60	0.60	
1,4-Dioxane	< 1.80	1.80	
2-Butanone (MEK)	< 2950	2950	
2-Hexanone	< 20.5	20.5	
Acetone	< 2380	2380	
Benzene	< 1.60	1.60	
Benzyl Chloride	< 0.41	0.41	1
Bromodichloromethane	< 0.54	0.54	1
Bromoform	< 10.3	10.3	
Bromomethane	< 3.88	3.88	
Carbon Disulfide	< 311	311	
Carbon Tetrachloride	< 0.63	0.63	
Chlorobenzene	< 23.0	23.0	
Chloroethane	< 13.2	13.2	



EnvisionAir
1441 Sadlier Circle West Drive
Indianapolis, IN 46239
Ph: 317-351-0885
Fax: 317-351-0882
www.envision-air.com

<u>Compounds</u>	<u>Sample Results ug/m³</u>	<u>Reporting Limit ug/m³</u>	<u>Flag</u>
Chloroform	< 0.83	0.83	
Chloromethane	< 20.6	20.6	
cis-1,2-Dichloroethene	< 19.8	19.8	
cis-1,3-Dichloropropene	< 4.54	4.54	
Cyclohexane	< 5510	5510	
Dibromochloromethane	< 0.85	0.85	
Dichlorodifluoromethane	< 49.5	49.5	
Ethyl Acetate	< 1800	1800	
Ethylbenzene	< 8.68	8.68	
Hexachloro-1,3-butadiene	< 1.07	1.07	
Isooctane	< 467	467	
m,p-Xylene	< 43.4	43.4	
Methylene Chloride	< 41.7	41.7	
Methyl-tert-butyl ether	< 36.1	36.1	
N-Heptane	< 410	410	
N-Hexane	< 176	176	
o-Xylene	< 43.4	43.4	
Propylene	< 172	172	
Styrene	< 426	426	
Tetrachloroethene	< 3.19	3.19	
Tetrahydrofuran	< 295	295	
Toluene	< 3770	3770	
trans-1,2-Dichloroethene	< 39.6	39.6	
trans-1,3-Dichloropropene	< 4.54	4.54	
Trichlorethene	< 1.07	1.07	
Trichlorofluoromethane	< 562	562	
Vinyl Acetate	< 176	176	
Vinyl Bromide	< 0.44	0.44	
Vinyl Chloride	< 1.28	1.28	
4-bromofluorobenzene (surrogate)	91%		
Analysis Date/Time:	12-2-14/02:23		
Analyst Initials	tjg		



EnvisionAir
 1441 Sadlier Circle West Drive
 Indianapolis, IN 46239
 Ph: 317-351-0885
 Fax: 317-351-0882
 www.envision-air.com

Client Name: ENVIROFORENSICS
Project ID: 6165 MARTINO'S 41ST
Client Project Manager: B. KAPPEN/K. HEIMSTEAD
EnvisionAir Project Number: 2014-539

Analytical Method: TO-15
Analytical Batch: 120114CAIR

Client Sample ID: 6165-7529-IA-B
Envision Sample Number: 14-2056
Sample Matrix: AIR

Sample Collection START Date/Time: 11/12/14 9:05
Sample Collection END Date/Time: 11/13/14 9:05
Sample Received Date/Time: 11/21/14 15:00

<u>Compounds</u>	<u>Sample Results ug/m³</u>	<u>Reporting Limit ug/m³</u>	<u>Flag</u>
4-Ethyltoluene	< 492	492	
4-Methyl-2-pentanone (MIBK)	< 2050	2050	
1,1,1-Trichloroethane	< 546	546	
1,1,2,2-Tetrachloroethane	< 0.34	0.34	1
1,1,2-Trichloroethane	< 0.21	0.21	1
1,1-Dichloroethane	< 4.05	4.05	
1,1-Dichloroethene	< 198	198	
1,1-Dichloropropene	< 45.4	45.4	
1,2,4-Trichlorobenzene	< 0.74	0.74	
1,2,4-Trimethylbenzene	< 4.92	4.92	
1,2-dibromoethane (EDB)	< 0.03	0.03	1
1,2-Dichlorobenzene	< 60.1	60.1	
1,2-Dichloroethane	< 0.40	0.40	
1,2-Dichloropropane	< 0.46	0.46	
1,3,5-Trimethylbenzene	< 4.92	4.92	
1,3-Butadiene	< 0.22	0.22	
1,3-Dichlorobenzene	< 60.1	60.1	
1,4-Dichlorobenzene	< 0.60	0.60	
1,4-Dioxane	< 1.80	1.80	
2-Butanone (MEK)	< 2950	2950	
2-Hexanone	< 20.5	20.5	
Acetone	< 2380	2380	
Benzene	< 1.60	1.60	
Benzyl Chloride	< 0.41	0.41	1
Bromodichloromethane	< 0.54	0.54	1
Bromoform	< 10.3	10.3	
Bromomethane	< 3.88	3.88	
Carbon Disulfide	< 311	311	
Carbon Tetrachloride	< 0.63	0.63	
Chlorobenzene	< 23.0	23.0	
Chloroethane	< 13.2	13.2	



EnvisionAir
 1441 Sadlier Circle West Drive
 Indianapolis, IN 46239
 Ph: 317-351-0885
 Fax: 317-351-0882
 www.envision-air.com

<u>Compounds</u>	<u>Sample Results ug/m³</u>	<u>Reporting Limit ug/m³</u>	<u>Flag</u>
Chloroform	< 0.83	0.83	
Chloromethane	< 20.6	20.6	
cis-1,2-Dichloroethene	< 19.8	19.8	
cis-1,3-Dichloropropene	< 4.54	4.54	
Cyclohexane	< 5510	5510	
Dibromochloromethane	< 0.85	0.85	
Dichlorodifluoromethane	< 49.5	49.5	
Ethyl Acetate	< 1800	1800	
Ethylbenzene	< 8.68	8.68	
Hexachloro-1,3-butadiene	< 1.07	1.07	
Isooctane	< 467	467	
m,p-Xylene	< 43.4	43.4	
Methylene Chloride	< 41.7	41.7	
Methyl-tert-butyl ether	< 36.1	36.1	
N-Heptane	< 410	410	
N-Hexane	< 176	176	
o-Xylene	< 43.4	43.4	
Propylene	< 172	172	
Styrene	< 426	426	
Tetrachloroethene	< 3.19	3.19	
Tetrahydrofuran	< 295	295	
Toluene	< 3770	3770	
trans-1,2-Dichloroethene	< 39.6	39.6	
trans-1,3-Dichloropropene	< 4.54	4.54	
Trichlorethene	< 1.07	1.07	
Trichlorofluoromethane	< 562	562	
Vinyl Acetate	< 176	176	
Vinyl Bromide	< 0.44	0.44	
Vinyl Chloride	< 1.28	1.28	
4-bromofluorobenzene (surrogate)	96%		
Analysis Date/Time:	12-2-14/02:58		
Analyst Initials	tjg		



EnvisionAir
 1441 Sadlier Circle West Drive
 Indianapolis, IN 46239
 Ph: 317-351-0885
 Fax: 317-351-0882
 www.envision-air.com

Client Name: ENVIROFORENSICS
Project ID: 6165 MARTINO'S 41ST
Client Project Manager: B. KAPPEN/K. HEIMSTEAD
EnvisionAir Project Number: 2014-539

Analytical Method: TO-15
Analytical Batch: 120114CAIR

Client Sample ID: 6165-7529-IA-F1
Envision Sample Number: 14-2057
Sample Matrix: AIR

Sample Collection START Date/Time: 11/12/14 9:10
Sample Collection END Date/Time: 11/13/14 9:10
Sample Received Date/Time: 11/21/14 15:00

<u>Compounds</u>	<u>Sample Results ug/m³</u>	<u>Reporting Limit ug/m³</u>	<u>Flag</u>
4-Ethyltoluene	< 492	492	
4-Methyl-2-pentanone (MIBK)	< 2050	2050	
1,1,1-Trichloroethane	< 546	546	
1,1,2,2-Tetrachloroethane	< 0.34	0.34	1
1,1,2-Trichloroethane	< 0.21	0.21	1
1,1-Dichloroethane	< 4.05	4.05	
1,1-Dichloroethene	< 198	198	
1,1-Dichloropropene	< 45.4	45.4	
1,2,4-Trichlorobenzene	< 0.74	0.74	
1,2,4-Trimethylbenzene	< 4.92	4.92	
1,2-dibromoethane (EDB)	< 0.03	0.03	1
1,2-Dichlorobenzene	< 60.1	60.1	
1,2-Dichloroethane	< 0.40	0.40	
1,2-Dichloropropane	< 0.46	0.46	
1,3,5-Trimethylbenzene	< 4.92	4.92	
1,3-Butadiene	< 0.22	0.22	
1,3-Dichlorobenzene	< 60.1	60.1	
1,4-Dichlorobenzene	< 0.60	0.60	
1,4-Dioxane	< 1.80	1.80	
2-Butanone (MEK)	< 2950	2950	
2-Hexanone	< 20.5	20.5	
Acetone	< 2380	2380	
Benzene	< 1.60	1.60	
Benzyl Chloride	< 0.41	0.41	1
Bromodichloromethane	< 0.54	0.54	1
Bromoform	< 10.3	10.3	
Bromomethane	< 3.88	3.88	
Carbon Disulfide	< 311	311	
Carbon Tetrachloride	< 0.63	0.63	
Chlorobenzene	< 23.0	23.0	
Chloroethane	< 13.2	13.2	



EnvisionAir
 1441 Sadlier Circle West Drive
 Indianapolis, IN 46239
 Ph: 317-351-0885
 Fax: 317-351-0882
 www.envision-air.com

<u>Compounds</u>	<u>Sample Results ug/m³</u>	<u>Reporting Limit ug/m³</u>	<u>Flag</u>
Chloroform	< 0.83	0.83	
Chloromethane	< 20.6	20.6	
cis-1,2-Dichloroethene	< 19.8	19.8	
cis-1,3-Dichloropropene	< 4.54	4.54	
Cyclohexane	< 5510	5510	
Dibromochloromethane	< 0.85	0.85	
Dichlorodifluoromethane	< 49.5	49.5	
Ethyl Acetate	< 1800	1800	
Ethylbenzene	< 8.68	8.68	
Hexachloro-1,3-butadiene	< 1.07	1.07	
Isooctane	< 467	467	
m,p-Xylene	< 43.4	43.4	
Methylene Chloride	< 41.7	41.7	
Methyl-tert-butyl ether	< 36.1	36.1	
N-Heptane	< 410	410	
N-Hexane	< 176	176	
o-Xylene	< 43.4	43.4	
Propylene	< 172	172	
Styrene	< 426	426	
Tetrachloroethene	< 3.19	3.19	
Tetrahydrofuran	< 295	295	
Toluene	< 3770	3770	
trans-1,2-Dichloroethene	< 39.6	39.6	
trans-1,3-Dichloropropene	< 4.54	4.54	
Trichloroethene	< 1.07	1.07	
Trichlorofluoromethane	< 562	562	
Vinyl Acetate	< 176	176	
Vinyl Bromide	< 0.44	0.44	
Vinyl Chloride	< 1.28	1.28	
4-bromofluorobenzene (surrogate)	94%		
Analysis Date/Time:	12-2-14/03:33		
Analyst Initials	tjg		



EnvisionAir
 1441 Sadlier Circle West Drive
 Indianapolis, IN 46239
 Ph: 317-351-0885
 Fax: 317-351-0882
 www.envision-air.com

Client Name: ENVIROFORENSICS
Project ID: 6165 MARTINO'S 41ST
Client Project Manager: B. KAPPEN/K. HEIMSTEAD
EnvisionAir Project Number: 2014-539

Analytical Method: TO-15
Analytical Batch: 120114CAIR

Client Sample ID: 6165-7529-IA-F2
Envision Sample Number: 14-2058
Sample Matrix: AIR

Sample Collection START Date/Time: 11/12/14 9:15
Sample Collection END Date/Time: 11/13/14 9:15
Sample Received Date/Time: 11/21/14 15:00

<u>Compounds</u>	<u>Sample Results ug/m³</u>	<u>Reporting Limit ug/m³</u>	<u>Flag</u>
4-Ethyltoluene	< 492	492	
4-Methyl-2-pentanone (MIBK)	< 2050	2050	
1,1,1-Trichloroethane	< 546	546	
1,1,1,2-Tetrachloroethane	< 0.34	0.34	1
1,1,2-Trichloroethane	< 0.21	0.21	1
1,1-Dichloroethane	< 4.05	4.05	
1,1-Dichloroethene	< 198	198	
1,1-Dichloropropene	< 45.4	45.4	
1,2,4-Trichlorobenzene	< 0.74	0.74	
1,2,4-Trimethylbenzene	6.29	4.92	
1,2-dibromoethane (EDB)	< 0.03	0.03	1
1,2-Dichlorobenzene	< 60.1	60.1	
1,2-Dichloroethane	< 0.40	0.40	
1,2-Dichloropropane	< 0.46	0.46	
1,3,5-Trimethylbenzene	< 4.92	4.92	
1,3-Butadiene	< 0.22	0.22	
1,3-Dichlorobenzene	< 60.1	60.1	
1,4-Dichlorobenzene	< 0.60	0.60	
1,4-Dioxane	< 1.80	1.80	
2-Butanone (MEK)	< 2950	2950	
2-Hexanone	< 20.5	20.5	
Acetone	< 2380	2380	
Benzene	9.01	1.60	
Benzyl Chloride	< 0.41	0.41	1
Bromodichloromethane	< 0.54	0.54	1
Bromoform	< 10.3	10.3	
Bromomethane	< 3.88	3.88	
Carbon Disulfide	< 311	311	
Carbon Tetrachloride	< 0.63	0.63	
Chlorobenzene	< 23.0	23.0	
Chloroethane	< 13.2	13.2	



EnvisionAir
 1441 Sadlier Circle West Drive
 Indianapolis, IN 46239
 Ph: 317-351-0885
 Fax: 317-351-0882
 www.envision-air.com

<u>Compounds</u>	<u>Sample Results ug/m³</u>	<u>Reporting Limit ug/m³</u>	<u>Flag</u>
Chloroform	< 0.83	0.83	
Chloromethane	< 20.6	20.6	
cis-1,2-Dichloroethene	< 19.8	19.8	
cis-1,3-Dichloropropene	< 4.54	4.54	
Cyclohexane	< 5510	5510	
Dibromochloromethane	< 0.85	0.85	
Dichlorodifluoromethane	< 49.5	49.5	
Ethyl Acetate	< 1800	1800	
Ethylbenzene	< 8.68	8.68	
Hexachloro-1,3-butadiene	< 1.07	1.07	
Isooctane	< 467	467	
m,p-Xylene	< 43.4	43.4	
Methylene Chloride	< 41.7	41.7	
Methyl-tert-butyl ether	< 36.1	36.1	
N-Heptane	< 410	410	
N-Hexane	< 176	176	
o-Xylene	< 43.4	43.4	
Propylene	< 172	172	
Styrene	< 426	426	
Tetrachloroethene	< 3.19	3.19	
Tetrahydrofuran	< 295	295	
Toluene	< 3770	3770	
trans-1,2-Dichloroethene	< 39.6	39.6	
trans-1,3-Dichloropropene	< 4.54	4.54	
Trichlorethene	< 1.07	1.07	
Trichlorofluoromethane	< 562	562	
Vinyl Acetate	< 176	176	
Vinyl Bromide	< 0.44	0.44	
Vinyl Chloride	< 1.28	1.28	
4-bromofluorobenzene (surrogate)	96%		
Analysis Date/Time:	12-2-14/04:07		
Analyst Initials	tjg		



EnvisionAir
 1441 Sadlier Circle West Drive
 Indianapolis, IN 46239
 Ph: 317-351-0885
 Fax: 317-351-0882
 www.envision-air.com

Client Name: ENVIROFORENSICS
Project ID: 6165 MARTINO'S 41ST
Client Project Manager: B. KAPPEN/K. HEIMSTEAD
EnvisionAir Project Number: 2014-539

Analytical Method: TO-15
Analytical Batch: 112214AIR

Client Sample ID: 6165-7529-SS-1 **Sample Collection START Date/Time:** 11/13/14 10:20
Envision Sample Number: 14-2059 **Sample Collection END Date/Time:** 11/13/14 10:27
Sample Matrix: AIR **Sample Received Date/Time:** 11/21/14 15:00

<u>Compounds</u>	<u>Sample Results ug/m³</u>	<u>Reporting Limit ug/m³</u>	<u>Flag</u>
4-Ethyltoluene	< 4920	4920	2
4-Methyl-2-pentanone (MIBK)	< 20500	20500	2
1,1,1-Trichloroethane	< 5460	5460	2
1,1,2,2-Tetrachloroethane	< 3.36	3.36	1,2
1,1,2-Trichloroethane	< 2.10	2.10	1,2
1,1-Dichloroethane	< 40.5	40.5	2
1,1-Dichloroethene	< 1980	1980	2
1,1-Dichloropropene	< 454	454	2
1,2,4-Trichlorobenzene	< 7.42	7.42	2
1,2,4-Trimethylbenzene	< 49.2	49.2	2
1,2-dibromoethane (EDB)	< 0.32	0.32	1,2
1,2-Dichlorobenzene	< 601	601	2
1,2-Dichloroethane	< 4.05	4.05	2
1,2-Dichloropropane	< 4.62	4.62	2
1,3,5-Trimethylbenzene	< 49.2	49.2	2
1,3-Butadiene	< 2.21	2.21	2
1,3-Dichlorobenzene	< 601	601	2
1,4-Dichlorobenzene	< 6.01	6.01	2
1,4-Dioxane	< 18.0	18.0	2
2-Butanone (MEK)	< 29500	29500	2
2-Hexanone	< 205	205	2
Acetone	< 23800	23800	2
Benzene	< 16.0	16.0	2
Benzyl Chloride	< 4.14	4.14	1,2
Bromodichloromethane	< 5.36	5.36	1,2
Bromoform	< 103	103	2
Bromomethane	< 38.8	38.8	2
Carbon Disulfide	< 3110	3110	2
Carbon Tetrachloride	< 6.29	6.29	2
Chlorobenzene	< 230	230	2
Chloroethane	< 132	132	2



EnvisionAir
 1441 Sadlier Circle West Drive
 Indianapolis, IN 46239
 Ph: 317-351-0885
 Fax: 317-351-0882
 www.envision-air.com

<u>Compounds</u>	<u>Sample Results ug/m³</u>	<u>Reporting Limit ug/m³</u>	<u>Flag</u>
Chloroform	< 8.30	8.30	2
Chloromethane	< 206	206	2
cis-1,2-Dichloroethene	< 198	198	2
cis-1,3-Dichloropropene	< 45.4	45.4	2
Cyclohexane	< 55100	55100	2
Dibromochloromethane	< 8.52	8.52	2
Dichlorodifluoromethane	< 495	495	2
Ethyl Acetate	< 18000	18000	2
Ethylbenzene	< 86.8	86.8	2
Hexachloro-1,3-butadiene	< 10.7	10.7	2
Isooctane	< 4670	4670	2
m,p-Xylene	< 434	434	2
Methylene Chloride	< 417	417	2
Methyl-tert-butyl ether	< 361	361	2
N-Heptane	< 4100	4100	2
N-Hexane	< 1760	1760	2
o-Xylene	< 434	434	2
Propylene	< 1720	1720	2
Styrene	< 4260	4260	2
Tetrachloroethene	< 31.9	31.9	2
Tetrahydrofuran	< 2950	2950	2
Toluene	< 37700	37700	2
trans-1,2-Dichloroethene	< 396	396	2
trans-1,3-Dichloropropene	< 45.4	45.4	2
Trichlorethene	< 10.7	10.7	2
Trichlorofluoromethane	< 5620	5620	2
Vinyl Acetate	< 1760	1760	2
Vinyl Bromide	< 4.37	4.37	2
Vinyl Chloride	< 12.8	12.8	2
4-bromofluorobenzene (surrogate)	88%		
Analysis Date/Time:	11-22-14/23:44		
Analyst Initials	tjg		



EnvisionAir
 1441 Sadlier Circle West Drive
 Indianapolis, IN 46239
 Ph: 317-351-0885
 Fax: 317-351-0882
 www.envision-air.com

Client Name: ENVIROFORENSICS
Project ID: 6165 MARTINO'S 41ST
Client Project Manager: B. KAPPEN/K. HEIMSTEAD
EnvisionAir Project Number: 2014-539

Analytical Method: TO-15
Analytical Batch: 112214AIR

Client Sample ID: 6165-7529-SS-2 **Sample Collection START Date/Time:** 11/13/14 10:45
Envision Sample Number: 14-2060 **Sample Collection END Date/Time:** 11/13/14 10:50
Sample Matrix: AIR **Sample Received Date/Time:** 11/21/14 15:00

<u>Compounds</u>	<u>Sample Results ug/m³</u>	<u>Reporting Limit ug/m³</u>	<u>Flag</u>
4-Ethyltoluene	< 4920	4920	2
4-Methyl-2-pentanone (MIBK)	< 20500	20500	2
1,1,1-Trichloroethane	< 5460	5460	2
1,1,2,2-Tetrachloroethane	< 3.36	3.36	1,2
1,1,2-Trichloroethane	< 2.10	2.10	1,2
1,1-Dichloroethane	< 40.5	40.5	2
1,1-Dichloroethene	< 1980	1980	2
1,1-Dichloropropene	< 454	454	2
1,2,4-Trichlorobenzene	< 7.42	7.42	2
1,2,4-Trimethylbenzene	< 49.2	49.2	2
1,2-dibromoethane (EDB)	< 0.32	0.32	1,2
1,2-Dichlorobenzene	< 601	601	2
1,2-Dichloroethane	< 4.05	4.05	2
1,2-Dichloropropane	< 4.62	4.62	2
1,3,5-Trimethylbenzene	< 49.2	49.2	2
1,3-Butadiene	< 2.21	2.21	2
1,3-Dichlorobenzene	< 601	601	2
1,4-Dichlorobenzene	< 6.01	6.01	2
1,4-Dioxane	< 18.0	18.0	2
2-Butanone (MEK)	< 29500	29500	2
2-Hexanone	< 205	205	2
Acetone	< 23800	23800	2
Benzene	< 16.0	16.0	2
Benzyl Chloride	< 4.14	4.14	1,2
Bromodichloromethane	< 5.36	5.36	1,2
Bromoform	< 103	103	2
Bromomethane	< 38.8	38.8	2
Carbon Disulfide	< 3110	3110	2
Carbon Tetrachloride	< 6.29	6.29	2
Chlorobenzene	< 230	230	2
Chloroethane	< 132	132	2



EnvisionAir
 1441 Sadlier Circle West Drive
 Indianapolis, IN 46239
 Ph: 317-351-0885
 Fax: 317-351-0882
 www.envision-air.com

<u>Compounds</u>	<u>Sample Results ug/m³</u>	<u>Reporting Limit ug/m³</u>	<u>Flag</u>
Chloroform	< 8.30	8.30	2
Chloromethane	< 206	206	2
cis-1,2-Dichloroethene	< 198	198	2
cis-1,3-Dichloropropene	< 45.4	45.4	2
Cyclohexane	< 55100	55100	2
Dibromochloromethane	< 8.52	8.52	2
Dichlorodifluoromethane	< 495	495	2
Ethyl Acetate	< 18000	18000	2
Ethylbenzene	< 86.8	86.8	2
Hexachloro-1,3-butadiene	< 10.7	10.7	2
Isooctane	< 4670	4670	2
m,p-Xylene	< 434	434	2
Methylene Chloride	< 417	417	2
Methyl-tert-butyl ether	< 361	361	2
N-Heptane	< 4100	4100	2
N-Hexane	< 1760	1760	2
o-Xylene	< 434	434	2
Propylene	< 1720	1720	2
Styrene	< 4260	4260	2
Tetrachloroethene	< 31.9	31.9	2
Tetrahydrofuran	< 2950	2950	2
Toluene	< 37700	37700	2
trans-1,2-Dichloroethene	< 396	396	2
trans-1,3-Dichloropropene	< 45.4	45.4	2
Trichlorethene	< 10.7	10.7	2
Trichlorofluoromethane	< 5620	5620	2
Vinyl Acetate	< 1760	1760	2
Vinyl Bromide	< 4.37	4.37	2
Vinyl Chloride	< 12.8	12.8	2
4-bromofluorobenzene (surrogate)	89%		
Analysis Date/Time:	11-23-14/00:52		
Analyst Initials	tjg		



EnvisionAir
 1441 Sadlier Circle West Drive
 Indianapolis, IN 46239
 Ph: 317-351-0885
 Fax: 317-351-0882
 www.envision-air.com

Analytical Report

TO-15 Quality Control Data

EnvisionAir Batch Number: 112214AIR

<u>Method Blank (MB):</u>	<u>MB Results (ppbv)</u>	<u>Reporting Limit (ppbv)</u>	<u>Flags</u>
4-Ethyltoluene	< 100	100	
4-Methyl-2-pentanone (MIBK)	< 500	500	
1,1,1-Trichloroethane	< 100	100	
1,1,2,2-Tetrachloroethane	< 0.049	0.049	1
1,1,2-Trichloroethane	< 0.038	0.038	1
1,1-Dichloroethane	< 1	1	
1,1-Dichloroethene	< 50	50	
1,1-Dichloropropene	< 10	10	
1,2,4-Trichlorobenzene	< 0.1	0.1	
1,2,4-Trimethylbenzene	< 1	1	
1,2-dibromoethane (EDB)	< 0.0041	0.0041	1
1,2-Dichlorobenzene	< 10	10	
1,2-Dichloroethane	< 0.1	0.1	
1,2-Dichloropropane	< 0.1	0.1	
1,3,5-Trimethylbenzene	< 1	1	
1,3-Butadiene	< 0.1	0.1	
1,3-Dichlorobenzene	< 10	10	
1,4-Dichlorobenzene	< 0.1	0.1	
1,4-Dioxane	< 0.5	0.5	
2-Butanone (MEK)	< 1000	1000	
2-Hexanone	< 5	5	
Acetone	< 1000	1000	
Benzene	< 0.5	0.5	
Benzyl Chloride	< 0.08	0.08	1
Bromodichloromethane	< 0.08	0.08	1
Bromoform	< 1	1	
Bromomethane	< 1	1	
Carbon Disulfide	< 100	100	
Carbon Tetrachloride	< 0.1	0.1	
Chlorobenzene	< 5	5	
Chloroethane	< 5	5	
Chloroform	< 0.17	0.17	
Chloromethane	< 10	10	
cis-1,2-Dichloroethene	< 5	5	
cis-1,3-Dichloropropene	< 1	1	
Cyclohexane	< 1600	1600	
Dibromochloromethane	< 0.1	0.1	
Dichlorodifluoromethane	< 10	10	
Ethyl Acetate	< 500	500	
Ethylbenzene	< 2	2	
Hexachloro-1,3-butadiene	< 0.1	0.1	
Isooctane	< 100	100	
m,p-Xylene	< 10	10	
Methylene Chloride	< 12	12	
Methyl-tert-butyl ether	< 10	10	
N-Heptane	< 100	100	
N-Hexane	< 50	50	
o-Xylene	< 10	10	
Propylene	< 100	100	
Styrene	< 100	100	
Tetrachloroethene	< 0.47	0.47	
Tetrahydrofuran	< 100	100	



EnvisionAir
 1441 Sadler Circle West Drive
 Indianapolis, IN 46239
 Ph: 317-351-0885
 Fax: 317-351-0882
 www.envision-air.com

Analytical Report

<u>Method Blank (MB):</u>	<u>MB Results (ppbv)</u>	<u>Reporting Limit (ppbv)</u>	<u>Flags</u>
Toluene	< 1000	1000	
trans-1,2-Dichloroethene	< 10	10	
trans-1,3-Dichloropropene	< 1	1	
Trichlorethene	< 0.2	0.2	
Trichlorofluoromethane	< 100	100	
Vinyl Acetate	< 50	50	
Vinyl Bromide	< 0.1	0.1	
Vinyl Chloride	< 0.5	0.5	
4-bromofluorobenzene (surrogate)	94%		
Analysis Date/Time:	11-22-14/22:02		
Analyst Initials	tjg		

<u>LCS/LCSD</u>	<u>LCS Results (ppbv)</u>	<u>LCSD Results (ppbv)</u>	<u>LCS/D Conc(ppbv)</u>	<u>LCS Rec.</u>	<u>LCSD Rec.</u>	<u>RPD</u>	<u>Flag</u>
Propylene	8.86	8.49	10	89%	85%	4.3%	
Dichlorodifluoromethane	9.88	9.28	10	99%	93%	6.3%	
Chloromethane	8.84	9.08	10	88%	91%	2.7%	
Vinyl Chloride	9.22	9.18	10	92%	92%	0.4%	
1,3-Butadiene	9.21	8.9	10	92%	89%	3.4%	
Bromomethane	9.95	10.1	10	100%	101%	1.5%	
Chloroethane	9.33	9.49	10	93%	95%	1.7%	
Vinyl Bromide	9.74	9.95	10	97%	100%	2.1%	
Trichlorofluoromethane	10.2	10.3	10	102%	103%	1.0%	
Acetone	10.3	10.7	10	103%	107%	3.8%	
1,1-Dichloroethene	10.4	10.8	10	104%	108%	3.8%	
Methylene Chloride	9.48	9.49	10	95%	95%	0.1%	
Carbon Disulfide	9.63	9.85	10	96%	99%	2.3%	
trans-1,2-Dichloroethene	10.8	11.5	10	108%	115%	6.3%	
Methyl-tert-butyl ether	8.88	8.99	10	89%	90%	1.2%	
1,1-Dichloroethane	9.92	10.2	10	99%	102%	2.8%	
Vinyl Acetate	11.2	11.5	10	112%	115%	2.6%	
N-Hexane	11	11.6	10	110%	116%	5.3%	
2-Butanone (MEK)	11.9	12	10	119%	120%	0.8%	
cis-1,2-Dichloroethene	10.5	10.6	10	105%	106%	0.9%	
Ethyl Acetate	11.9	9.38	10	119%	94%	23.7%	3
Chloroform	9.66	9.79	10	97%	98%	1.3%	
Tetrahydrofuran	11.5	11	10	115%	110%	4.4%	
1,2-Dichloroethane	9.28	9.43	10	93%	94%	1.6%	
1,1,1-Trichloroethane	9.07	9.19	10	91%	92%	1.3%	
1,1-Dichloropropene	10.9	11.2	10	109%	112%	2.7%	
Carbon Tetrachloride	8.77	8.9	10	88%	89%	1.5%	
Benzene	10.4	10.4	10	104%	104%	0.0%	
Cyclohexane	10.8	10.9	10	108%	109%	0.9%	
1,2-Dichloropropane	9.8	9.77	10	98%	98%	0.3%	
Trichlorethene	9.18	9.35	10	92%	94%	1.8%	
Bromodichloromethane	9.43	9.47	10	94%	95%	0.4%	
1,4-Dioxane	11	11.5	10	110%	115%	4.4%	
Isooctane	10.3	10.5	10	103%	105%	1.9%	
N-Heptane	10	10.3	10	100%	103%	3.0%	
cis-1,3-Dichloropropene	10.5	10.8	10	105%	108%	2.8%	
4-Methyl-2-pentanone (MIBK)	9.69	10.3	10	97%	103%	6.1%	
trans-1,3-Dichloropropene	10.9	11	10	109%	110%	0.9%	
1,1,2-Trichloroethane	9.5	9.8	10	95%	98%	3.1%	
Toluene	10.7	11	10	107%	110%	2.8%	
2-Hexanone	10	10.1	10	100%	101%	1.0%	
Dibromochloromethane	10.1	10.2	10	101%	102%	1.0%	
1,2-dibromoethane (EDB)	10.5	11	10	105%	110%	4.7%	
Tetrachloroethene	9.76	10.5	10	98%	105%	7.3%	
Chlorobenzene	9.73	10.3	10	97%	103%	5.7%	
Ethylbenzene	10.5	11	10	105%	110%	4.7%	
m,p-Xylene	22.3	22.4	20	112%	112%	0.4%	
Bromoform	10.6	10.7	10	106%	107%	0.9%	



EnvisionAir
 1441 Sadler Circle West Drive
 Indianapolis, IN 46239
 Ph: 317-351-0885
 Fax: 317-351-0882
 www.envision-air.com

Analytical Report

<u>LCS/LCSD</u>	<u>LCS Results (ppbv)</u>	<u>LCSD Results (ppbv)</u>	<u>LCS/D</u> <u>Conc(ppbv)</u>	<u>LCS</u> <u>Rec.</u>	<u>LCSD</u> <u>Rec.</u>	<u>RPD</u>	<u>Flag</u>
Styrene	10.9	11.3	10	109%	113%	3.6%	
1,1,2,2-Tetrachloroethane	10.2	10.4	10	102%	104%	1.9%	
o-Xylene	10.4	10.6	10	104%	106%	1.9%	
4-Ethyltoluene	9.87	10.6	10	99%	106%	7.1%	
1,3,5-Trimethylbenzene	11.2	11.6	10	112%	116%	3.5%	
1,2,4-Trimethylbenzene	11.6	10.6	10	116%	106%	9.0%	
1,3-Dichlorobenzene	11.3	11.6	10	113%	116%	2.6%	
Benzyl Chloride	11.5	11.8	10	115%	118%	2.6%	
1,4-Dichlorobenzene	11.2	11.8	10	112%	118%	5.2%	
1,2-Dichlorobenzene	10.7	9.32	10	107%	93%	13.8%	
1,2,4-Trichlorobenzene	11.4	9.65	10	114%	97%	16.6%	
Hexachloro-1,3-butadiene	10.7	11.1	10	107%	111%	3.7%	
4-bromofluorobenzene (surrogate)	102%	101%					
Analysis Date/Time:	11-22-14/20:39	11-22-14/21:17					
Analyst Initials	tjg	tjg					



EnvisionAir
1441 Sadler Circle West Drive
Indianapolis, IN 46239
Ph: 317-351-0885
Fax: 317-351-0882
www.envision-air.com

Analytical Report

TO-15 Quality Control Data

EnvisionAir Batch Number: 112214AIR

<u>Method Blank (MB):</u>	<u>MB Results (ppbv)</u>	<u>Reporting Limit (ppbv)</u>	<u>Flags</u>
4-Ethyltoluene	< 100	100	
4-Methyl-2-pentanone (MIBK)	< 500	500	
1,1,1-Trichloroethane	< 100	100	
1,1,2,2-Tetrachloroethane	< 0.049	0.049	1
1,1,2-Trichloroethane	< 0.038	0.038	1
1,1-Dichloroethane	< 1	1	
1,1-Dichloroethene	< 50	50	
1,1-Dichloropropene	< 10	10	
1,2,4-Trichlorobenzene	< 0.1	0.1	
1,2,4-Trimethylbenzene	< 1	1	
1,2-dibromoethane (EDB)	< 0.0041	0.0041	1
1,2-Dichlorobenzene	< 10	10	
1,2-Dichloroethane	< 0.1	0.1	
1,2-Dichloropropane	< 0.1	0.1	
1,3,5-Trimethylbenzene	< 1	1	
1,3-Butadiene	< 0.1	0.1	
1,3-Dichlorobenzene	< 10	10	
1,4-Dichlorobenzene	< 0.1	0.1	
1,4-Dioxane	< 0.5	0.5	
2-Butanone (MEK)	< 1000	1000	
2-Hexanone	< 5	5	
Acetone	< 1000	1000	
Benzene	< 0.5	0.5	
Benzyl Chloride	< 0.08	0.08	1
Bromodichloromethane	< 0.08	0.08	1
Bromoform	< 1	1	
Bromomethane	< 1	1	
Carbon Disulfide	< 100	100	
Carbon Tetrachloride	< 0.1	0.1	
Chlorobenzene	< 5	5	
Chloroethane	< 5	5	
Chloroform	< 0.17	0.17	
Chloromethane	< 10	10	
cis-1,2-Dichloroethene	< 5	5	
cis-1,3-Dichloropropene	< 1	1	
Cyclohexane	< 1600	1600	
Dibromochloromethane	< 0.1	0.1	
Dichlorodifluoromethane	< 10	10	
Ethyl Acetate	< 500	500	
Ethylbenzene	< 2	2	
Hexachloro-1,3-butadiene	< 0.1	0.1	
Isooctane	< 100	100	
m,p-Xylene	< 10	10	
Methylene Chloride	< 12	12	
Methyl-tert-butyl ether	< 10	10	
N-Heptane	< 100	100	
N-Hexane	< 50	50	
o-Xylene	< 10	10	
Propylene	< 100	100	
Styrene	< 100	100	
Tetrachloroethene	< 0.47	0.47	
Tetrahydrofuran	< 100	100	



EnvisionAir
 1441 Sadlier Circle West Drive
 Indianapolis, IN 46239
 Ph: 317-351-0885
 Fax: 317-351-0882
 www.envision-air.com

Analytical Report

<u>Method Blank (MB):</u>	<u>MB Results (ppbv)</u>	<u>Reporting Limit (ppbv)</u>	<u>Flags</u>			
Toluene	< 1000	1000				
trans-1,2-Dichloroethene	< 10	10				
trans-1,3-Dichloropropene	< 1	1				
Trichlorethene	< 0.2	0.2				
Trichlorofluoromethane	< 100	100				
Vinyl Acetate	< 50	50				
Vinyl Bromide	< 0.1	0.1				
Vinyl Chloride	< 0.5	0.5				
4-bromofluorobenzene (surrogate)	95%					
Analysis Date/Time:	12-1-14/11:03					
Analyst Initials	tjg					

<u>LCS/LCSD</u>	<u>LCS Results (ppbv)</u>	<u>LCSD Results (ppbv)</u>	<u>LCS/D Conc(ppbv)</u>	<u>LCS Rec.</u>	<u>LCSD Rec.</u>	<u>RPD</u>	<u>Flag</u>
Propylene	11.8	9.75	10	118%	98%	19.0%	
Dichlorodifluoromethane	9.43	10.6	10	94%	106%	11.7%	
Chloromethane	9.84	9.41	10	98%	94%	4.5%	
Vinyl Chloride	8.94	9.5	10	89%	95%	6.1%	
1,3-Butadiene	10.4	10.2	10	104%	102%	1.9%	
Bromomethane	8.99	9.74	10	90%	97%	8.0%	
Chloroethane	8.88	9.86	10	89%	99%	10.5%	
Vinyl Bromide	9.65	9.72	10	97%	97%	0.7%	
Trichlorofluoromethane	8.3	8.71	10	83%	87%	4.8%	
Acetone	9.77	9.81	10	98%	98%	0.4%	
1,1-Dichloroethene	9.11	10.1	10	91%	101%	10.3%	
Methylene Chloride	8.19	8.92	10	82%	89%	8.5%	
Carbon Disulfide	8.39	9.46	10	84%	95%	12.0%	
trans-1,2-Dichloroethene	9.99	11.1	10	100%	111%	10.5%	
Methyl-tert-butyl ether	8.45	8.6	10	85%	86%	1.8%	
1,1-Dichloroethane	8.86	9.6	10	89%	96%	8.0%	
Vinyl Acetate	10.3	11.5	10	103%	115%	11.0%	
N-Hexane	9.56	10.7	10	96%	107%	11.3%	
2-Butanone (MEK)	10.9	11.7	10	109%	117%	7.1%	
cis-1,2-Dichloroethene	9.3	10.3	10	93%	103%	10.2%	
Ethyl Acetate	10.5	11.4	10	105%	114%	8.2%	
Chloroform	8.29	9.26	10	83%	93%	11.1%	
Tetrahydrofuran	10.5	9.65	10	105%	97%	8.4%	
1,2-Dichloroethane	8.78	10	10	88%	100%	13.0%	
1,1,1-Trichloroethane	8.66	9.61	10	87%	96%	10.4%	
1,1-Dichloropropene	10.5	11.9	10	105%	119%	12.5%	
Carbon Tetrachloride	8.11	9.08	10	81%	91%	11.3%	
Benzene	10	11.2	10	100%	112%	11.3%	
Cyclohexane	10.5	11.5	10	105%	115%	9.1%	
1,2-Dichloropropane	9.09	10.2	10	91%	102%	11.5%	
Trichlorethene	8.56	9.91	10	86%	99%	14.6%	
Bromodichloromethane	8.63	9.96	10	86%	100%	14.3%	
1,4-Dioxane	9.65	11.7	10	97%	117%	19.2%	
Isooctane	9.27	10.3	10	93%	103%	10.5%	
N-Heptane	10.4	11.5	10	104%	115%	10.0%	
cis-1,3-Dichloropropene	10.2	11.5	10	102%	115%	12.0%	
4-Methyl-2-pentanone (MIBK)	10.1	11.2	10	101%	112%	10.3%	
trans-1,3-Dichloropropene	10.2	11.4	10	102%	114%	11.1%	
1,1,2-Trichloroethane	8.53	9.76	10	85%	98%	13.4%	
Toluene	9.92	11.5	10	99%	115%	14.8%	
2-Hexanone	10.9	11.6	10	109%	116%	6.2%	
Dibromochloromethane	8.15	9.86	10	82%	99%	19.0%	
1,2-dibromoethane (EDB)	9.08	10.6	10	91%	106%	15.4%	
Tetrachloroethene	9.08	9.53	10	91%	95%	4.8%	
Chlorobenzene	8.44	9.79	10	84%	98%	14.8%	
Ethylbenzene	10.6	10.9	10	106%	109%	2.8%	
m,p-Xylene	20.4	21.4	20	102%	107%	4.8%	
Bromoform	8.31	9.59	10	83%	96%	14.3%	



EnvisionAir
 1441 Sadler Circle West Drive
 Indianapolis, IN 46239
 Ph: 317-351-0885
 Fax: 317-351-0882
 www.envision-air.com

Analytical Report

<u>LCS/LCSD</u>	<u>LCS Results (ppbv)</u>	<u>LCSD Results (ppbv)</u>	<u>LCS/D</u> <u>Conc(ppbv)</u>	<u>LCS</u> <u>Rec.</u>	<u>LCSD</u> <u>Rec.</u>	<u>RPD</u>	<u>Flag</u>
Styrene	10.4	11.9	10	104%	119%	13.5%	
1,1,2,2-Tetrachloroethane	8.45	8.91	10	85%	89%	5.3%	
o-Xylene	8.07	9.35	10	81%	94%	14.7%	
4-Ethyltoluene	11	10.8	10	110%	108%	1.8%	
1,3,5-Trimethylbenzene	8.89	10.2	10	89%	102%	13.7%	
1,2,4-Trimethylbenzene	8.81	9.74	10	88%	97%	10.0%	
1,3-Dichlorobenzene	8.13	9.78	10	81%	98%	18.4%	
Benzyl Chloride	10.7	10.2	10	107%	102%	4.8%	
1,4-Dichlorobenzene	8.22	9.73	10	82%	97%	16.8%	
1,2-Dichlorobenzene	8.7	8.77	10	87%	88%	0.8%	
1,2,4-Trichlorobenzene	8.66	8.89	10	87%	89%	2.6%	
Hexachloro-1,3-butadiene	8.72	8.21	10	87%	82%	6.0%	
4-bromofluorobenzene (surrogate)	96%	97%					
Analysis Date/Time:	12-1-14/09:14	12-1-14/10:27					
Analyst Initials	tjg	tjg					



EnvisionAir
1441 Sadlier Circle West Drive
Indianapolis, IN 46239
Ph: 317-351-0885
Fax: 317-351-0882
www.envision-air.com

Flag Number

Comments

- | | |
|---|--|
| 1 | Reporting limit is supported by MDL. TJG |
| 2 | Reported value is from a 10x dilution. TJG 12-4-14 |
| 3 | RPD is biased high, but recoveries are within control. TJG 12-4-14 |

CHAIN OF CUSTODY RECORD

EnvisionAir | 1441 Sadlier Circle West Drive | Indianapolis, IN 46239 | Phone: (317) 351-0885 | Fax: (317) 351-0882

Client: <u>EnviroFossils</u>	P.O. Number:
Report Address: <u>N16 W23390 Stone Ridge Dr Waukesha WI 53188</u>	Project Name or Number: <u>6165 Martino's 41st</u>
Report To: <u>B. Kupper / K. Heimstead</u>	Sampled by: <u>K. Heimstead</u>
Phone: <u>317-972-7870</u>	QA/QC Required: (circle if applicable) Level III <u>Level IV</u>
Invoice Address:	Reporting Units needed: (circle) <u>ug/m³</u> mg/m ³ PPBV PPMV
Desired TAT: (Please Circle One) 1 day 2 days 3 days <u>Std (5 bus. days)</u>	Media type: 1LC = 1 Liter Canister 6LC = 6 Liter Canister TB = Tedlar Bag TD = Thermal Desorption Tube

REQUESTED PARAMETERS	
TO-15 Full List	TO-15 Short List



Sampling Type:

- Soil-Gas:
- Sub-Slab:
- Indoor-Air:

www.envision-air.com

Canister Pressure / Vacuum

Air Sample ID	Media Type (see code above)	Coll. Date (Grab/Comp Start)	Coll. Time (Grab/Comp Start)	Coll. Date (Comp. End)	Coll. Time (Comp. End)				Canister Serial #	Flow Controller Serial #	Initial Field (in. Hg)	Final Field (in. Hg)	Lab Received (in. Hg)	EnvisionAir Sample Number
6165-40 th Ave E. CA-1	6LL	11-12-14	900	11-13-14	900	X			14887	83304	-29	-4.5	-4.5	14-2055
6165-7529-IA-B	6LL	11-12-14	905	11-13-14	905	X			91513	09140	-30	-4	-4	14-2056
6165-7529-IA-F1	6LL	11-12-14	910	11-13-14	910	X			16021	07255	-29	-3	-3	14-2057
6165-7529-IA-F2	6LL	11-12-14	915	11-13-14	915	X			16028	07256	-30	-3	-3	14-2058
6165-7529-SS-1	1LL	11-13-14	1020	11-13-14	1027	X			83948	-	-28	-2	-2	14-2059
6165-7529-SS-2	1LL	11-13-14	1045	11-13-14	1050	X			83725	-	-28	-2	-2	14-2060

Comments: Level IV QA/QC needed on 6LC only

Relinquished by:	Date	Time	Received by:	Date	Time
<u>[Signature]</u>	11/18/2014	1200	Fed Ex	11/18/2014	12:00
			<u>[Signature]</u>	11/21/14	15:00