



# HYDRODYNAMICS CONSULTANTS, INC.

Environmental Engineering, Consulting, and Contracting

---

March 27, 2019

Binyoti Amungwafor  
Wisconsin Department of Natural Resources  
2300 Martin Luther King Drive, Milwaukee, WI 53212  
Tel. 414-263-8607  
Email: Binyoti.Amungwafor@Wisconsin.gov

Re: Westwood Cleaners  
8371 West North Avenue  
Wauwatosa, WI 53226  
WDNR BRRTS#02-41-552537  
3<sup>rd</sup> Quarterly Groundwater Monitoring Sample Results

Dear Mr. Amungwafor,

Hydrodynamics Consultants, Inc. (HDC) has performed the third quarterly groundwater monitoring at and around the above-referenced property.

The sampling active is part of the scope of work in the approved site investigation plan. The protocols and procedure previously submitted by HDC and reviewed by WDNR were followed.

On March 8, 2019, HDC, Inc. crew members collected groundwater samples from MW1-MW6. Please refer to the attached site map (Figure 1) for sampling locations.

The results of the groundwater analyses are included in Table 1. The laboratory analytical results have also been attached. Figure 2 (Groundwater) diagrams the location of any VOCs that have exceeded screening levels.

PCE and its degraded byproducts, such as trichloroethene (TCE), cis-1,2-dichloroethene (DCE), and vinyl chloride (VC) have been detected as a result of the quarterly sampling activity.

Groundwater samples confirm that up to 370 µg/L of PCE, 75 µg/L of TCE, 15 µg/L of DCE and 12 µg/L of VC has been detected. The Wisconsin Administrative Code, Chapter



## HYDRODYNAMICS CONSULTANTS, INC.

---

Environmental Engineering, Consulting, and Contracting

NR 140 Enforcement Standard and Chapter NR 140 Preventive Action Limit have been exceeded.

HDC appreciates the opportunity to be of service to you on this project. If you have any questions concerning this report, please feel free to contact my office.

Submitted by

A handwritten signature in black ink, appearing to read 'Mike Wan', is written over a horizontal line. The signature is fluid and cursive.

Mike (Minghua) Wan, PE

Vice President

Consultant: Hydrodynamics Consultants, Inc

Enclosures:

Table 1 – Groundwater Analytical Results

Figure 1 – Site Map

Figure 2 – Groundwater VOC Distribution Map

Laboratory Analytical Results

CC: Mr. Dong Sin - 8371 West North Avenue, Wauwatosa, WI 53226

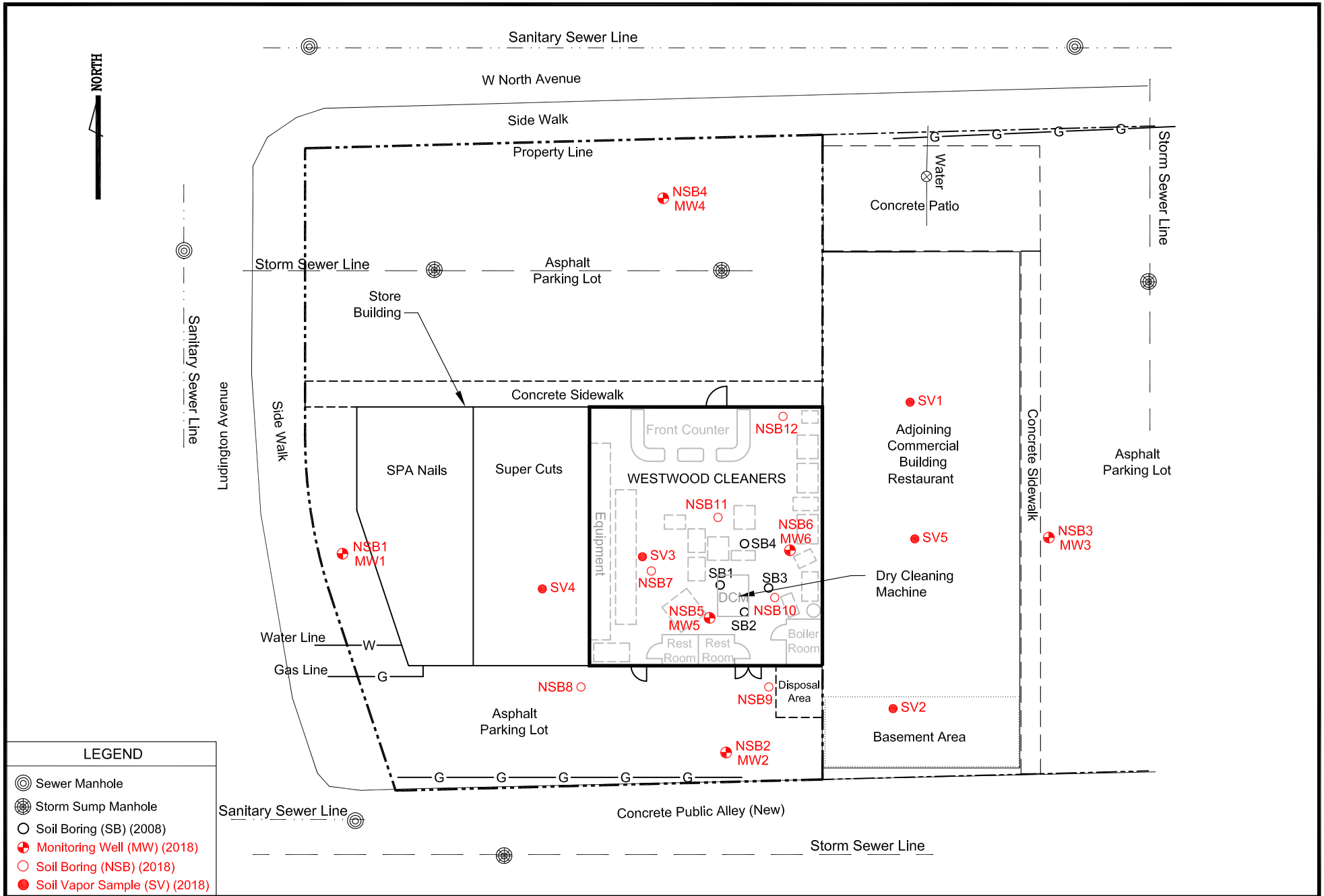
**Table 1 Groundwater VOC Analytical Results**

Sample ID:	MW1-3	MW2-3	MW3-3	MW4-3	MW5-3	MW5-3D	MW6-3	MW-TB	Groundwater Quality Standards	
Date:	3/8/2019								NR 140 ES	NR 140 PAL
Depth to Water (ft):										
VOCs									µg/L	µg/L
Bromodichloromethane	< 5	< 5	< 5	< 5	< 5	< 5	< 5	< 5	0.6	0.06
Chloroform	< 5	< 5	< 5	< 5	< 5	< 5	< 5	< 5	6	0.6
cis-1,2-Dichloroethene	< 5	< 5	< 5	< 5	<b>15</b>	<b>15</b>	<b>12</b>	< 5	70	7
Tetrachloroethene	< 5	< 5	< 5	< 5	<b>270</b>	<b>260</b>	<b>370</b>	< 5	5	0.5
Trichloroethene	< 5	< 5	< 5	< 5	<b>75</b>	<b>70</b>	<b>52</b>	< 5	5	0.5
Vinyl chloride	< 2	< 2	< 2	< 2	<b>12</b>	<b>12</b>	<b>5.7</b>	< 2	0.2	0.02

Notes:

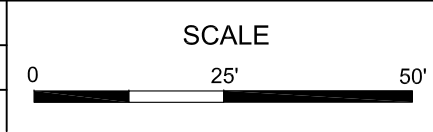
NR 140 ES = Wisconsin Administrative Code, Chapter NR 140 Enforcement Standard  
 NR 140 PAL = Wisconsin Administrative Code, Chapter NR 140 Preventive Action Limit  
 NS = No Standard,  
 Sample ID with " - D" and "TB" refer to duplicate and trip blank, respectively

J - Analyte detected below reporting limit  
 All values in mg/L or ppm  
 Bold fonts/Shaded boxes indicate the levels exceed the Quality Standards.

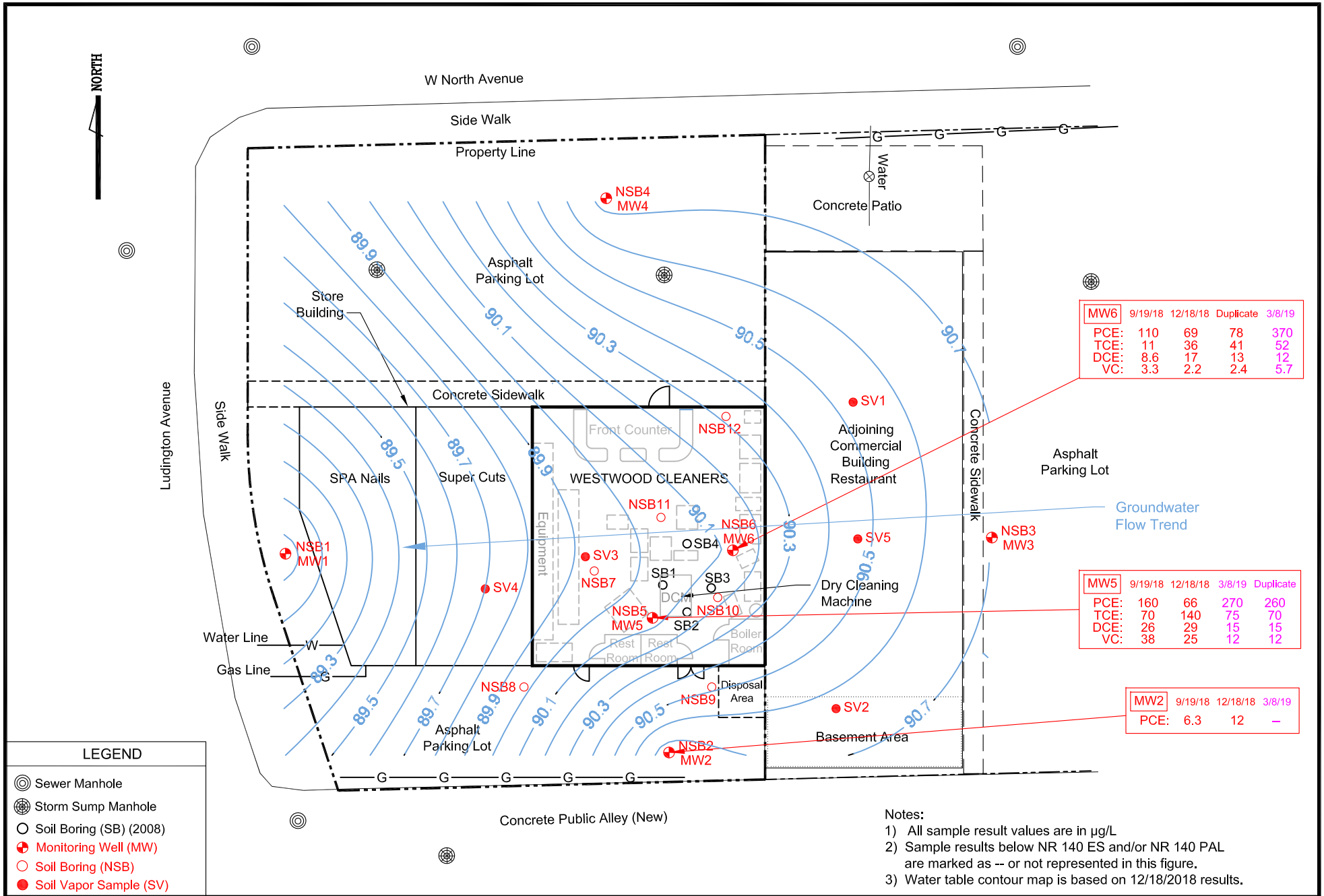


LEGEND	
⊙	Sewer Manhole
⊕	Storm Sump Manhole
○	Soil Boring (SB) (2008)
⊕	Monitoring Well (MW) (2018)
○	Soil Boring (NSB) (2018)
●	Soil Vapor Sample (SV) (2018)

SITE NAME	Westwood Dry Cleaners (#02-41-552537)	FIGURE NO.	1
FIGURE NAME	Site Map with Utility Lines		
ADDRESS	8731 West North Avenue, Wauwatosa, WI 53226		



**HYDRODYNAMICS CONSULTANTS, INC.**  
 5403 Patton Dr. Unit 215, Lisle, IL 60532  
 Tel: (630) 724-0098, HydrodynamicsConsultants.com



<b>MW6</b>	9/19/18	12/18/18	Duplicate	3/8/19
PCE:	110	69	78	370
TCE:	11	36	41	52
DCE:	8.6	17	13	12
VC:	3.3	2.2	2.4	5.7

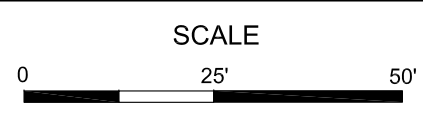
<b>MW5</b>	9/19/18	12/18/18	3/8/19	Duplicate
PCE:	160	66	270	260
TCE:	70	140	75	70
DCE:	26	29	15	15
VC:	38	25	12	12

<b>MW2</b>	9/19/18	12/18/18	3/8/19
PCE:	6.3	12	--

- Notes:
- 1) All sample result values are in µg/L
  - 2) Sample results below NR 140 ES and/or NR 140 PAL are marked as -- or not represented in this figure.
  - 3) Water table contour map is based on 12/18/2018 results.

LEGEND	
⊙	Sewer Manhole
⊕	Storm Sump Manhole
○	Soil Boring (SB) (2008)
⊕	Monitoring Well (MW)
○	Soil Boring (NSB)
●	Soil Vapor Sample (SV)

SITE NAME	Westwood Dry Cleaners (#02-41-552537)	FIGURE NO.	2
FIGURE NAME	Groundwater cVOC Distribution Map		
ADDRESS	8731 West North Avenue, Wauwatosa, WI 53226		



**HYDRODYNAMICS CONSULTANTS, INC.**  
 5403 Patton Dr. Unit 215, Lisle, IL 60532  
 Tel: (630) 724-0098, HydrodynamicsConsultants.com

**STAT** Analysis Corporation

2242 West Harrison St., Suite 200, Chicago, IL 60612-3766

Tel: (312) 733-0551 Fax: (312) 733-2386 STATinfo@STATAnalysis.com

Accreditations: IEPA ELAP 100445; ORELAP IL300001; AIHA-LAP, LLC 101160; NVLAP LabCode 101202-0

March 19, 2019

Hydrodynamics Consultant, Inc.  
5403 Patton Drive  
Lisle, IL 60532

Telephone: (630) 724-0098  
Fax: (800) 881-2051

Analytical Report for STAT Work Order: 19030343 Revision 0

RE: Westwood Cleaners, 8731 West North Ave., Wauwatosa, WI 53226

Dear Dr. Yong Yu:

STAT Analysis received 8 samples for the referenced project on 3/11/2019 5:22:00 PM. The analytical results are presented in the following report.

All analyses were performed in accordance with the requirements specified in WI DNR Chapter NR 149 (Certification Number 399099910). Analyses were performed in accordance with methods as referenced on the analytical report.

All analyses were performed within established holding time criteria, and all Quality Control criteria met EPA or laboratory specifications except when noted in the Case Narrative or Analytical Report. A listing of accredited methods/parameters can also be provided.

For sample results requiring adjustment for dilutions, the detection and reporting limits are adjusted for the corresponding dilution factor. Analytical results expressed on a dry weight basis have units of mg/Kg-dry or  $\mu\text{g}/\text{Kg-dry}$  on the analytical report. Corresponding reporting limits are adjusted for dry weight.

Thank you for the opportunity to serve you and I look forward to working with you in the future. If you have any questions regarding the enclosed materials, please contact me at (312) 733-0551.

Sincerely,



Brandon Young  
Project Manager

*The information contained in this report and any attachments is confidential information intended only for the use of the individual or entities named above. The results of this report relate only to the samples as received and tested. If you have received this report in error, please notify us immediately by phone. This report shall not be reproduced, except in its entirety, unless written approval has been obtained from the laboratory. This analytical report shall become property of the Customer upon payment in full. Otherwise, STAT will be under no obligation to support, defend or discuss the analytical report.*

---

---

**Client:** Hydrodynamics Consultant, Inc.**Project:** Westwood Cleaners, 8731 West North Ave., Wauwatos**Work Order Sample Summary****Work Order:** 19030343 Revision 0

---

Lab Sample ID	Client Sample ID	Tag Number	Collection Date	Date Received
19030343-001A	MW 1-3		3/8/2019 12:31:00 PM	3/11/2019
19030343-002A	MW 2-3		3/8/2019 12:46:00 PM	3/11/2019
19030343-003A	MW 3-3		3/8/2019 1:02:00 PM	3/11/2019
19030343-004A	MW 4-3		3/8/2019 1:20:00 PM	3/11/2019
19030343-005A	MW 5-3		3/8/2019 1:38:00 PM	3/11/2019
19030343-006A	MW 5-3D		3/8/2019 1:49:00 PM	3/11/2019
19030343-007A	MW 6-3		3/8/2019 2:06:00 PM	3/11/2019
19030343-008A	MW -TB		3/8/2019 8:55:00 AM	3/11/2019

**STAT Analysis Corporation**

2242 West Harrison St., Suite 200, Chicago, IL 60612-3766

Tel: (312) 733-0551 Fax: (312) 733-2386 STATinfo@STATAnalysis.com

Accreditations: WI DNR 399099910; ORELAP IL300001; AIHA-LAP, LLC 101160; NVLAP LabCode 101202-0

Report Date: March 19, 2019

**ANALYTICAL RESULTS**

Print Date: March 19, 2019

CLIENT: Hydrodynamics Consultant, Inc.

Client Sample ID: MW 1-3

Work Order: 19030343 Revision 0

Tag Number:

Project: Westwood Cleaners, 8731 West North Ave., Wauwatosa,

Collection Date: 3/8/2019 12:31:00 PM

Lab ID: 19030343-001A

Matrix: AQUEOUS

Analyses	Result	LOQ	LOD	Qualifier	Units	DF	Date Analyzed
----------	--------	-----	-----	-----------	-------	----	---------------

**Volatile Organic Compounds by GC/MS****SW8260B (SW5030B)**

Prep Date:

Analyst: MJK

Acetone	ND	0.020	0.0031		mg/L	1	3/12/2019
Benzene	ND	0.0050	0.0002		mg/L	1	3/12/2019
Bromodichloromethane	ND	0.0050	0.0002		mg/L	1	3/12/2019
Bromoform	ND	0.0050	0.0003		mg/L	1	3/12/2019
Bromomethane	ND	0.010	0.002		mg/L	1	3/12/2019
2-Butanone	ND	0.020	0.0016		mg/L	1	3/12/2019
Carbon disulfide	ND	0.010	0.0003		mg/L	1	3/12/2019
Carbon tetrachloride	ND	0.0050	0.001		mg/L	1	3/12/2019
Chlorobenzene	ND	0.0050	0.0002		mg/L	1	3/12/2019
Chloroethane	ND	0.010	0.0005		mg/L	1	3/12/2019
Chloroform	ND	0.0050	0.0001		mg/L	1	3/12/2019
Chloromethane	ND	0.010	0.0003		mg/L	1	3/12/2019
Dibromochloromethane	ND	0.0050	0.0002		mg/L	1	3/12/2019
1,1-Dichloroethane	ND	0.0050	0.0002		mg/L	1	3/12/2019
1,2-Dichloroethane	ND	0.0050	0.0002		mg/L	1	3/12/2019
1,1-Dichloroethene	ND	0.0050	0.0004		mg/L	1	3/12/2019
cis-1,2-Dichloroethene	ND	0.0050	0.0002		mg/L	1	3/12/2019
trans-1,2-Dichloroethene	ND	0.0050	0.0005		mg/L	1	3/12/2019
1,2-Dichloropropane	ND	0.0050	0.0001		mg/L	1	3/12/2019
cis-1,3-Dichloropropene	ND	0.0010	0.0002		mg/L	1	3/12/2019
trans-1,3-Dichloropropene	ND	0.0010	0.0001		mg/L	1	3/12/2019
Ethylbenzene	ND	0.0050	0.0003		mg/L	1	3/12/2019
2-Hexanone	ND	0.020	0.0002		mg/L	1	3/12/2019
4-Methyl-2-pentanone	ND	0.020	0.0007		mg/L	1	3/12/2019
Methylene chloride	ND	0.0050	0.0002		mg/L	1	3/12/2019
Methyl tert-butyl ether	ND	0.0050	0.0003		mg/L	1	3/12/2019
Styrene	ND	0.0050	0.0003		mg/L	1	3/12/2019
1,1,2,2-Tetrachloroethane	ND	0.0050	0.0001		mg/L	1	3/12/2019
Tetrachloroethene	ND	0.0050	0.0003		mg/L	1	3/12/2019
Toluene	ND	0.0050	0.0004		mg/L	1	3/12/2019
1,1,1-Trichloroethane	ND	0.0050	0.0002		mg/L	1	3/12/2019
1,1,2-Trichloroethane	ND	0.0050	0.0001		mg/L	1	3/12/2019
Trichloroethene	ND	0.0050	0.0003		mg/L	1	3/12/2019
Vinyl chloride	ND	0.0020	0.0003		mg/L	1	3/12/2019
Xylenes, Total	ND	0.015	0.001		mg/L	1	3/12/2019

ND - Not Detected at the LOD

LOD/LOQ - Limit of Detection / Limit Of Quantitation for the analysis

**Qualifiers:**

J - Analyte detected below LOQ

S - Spike Recovery outside accepted recovery limits

B - Analyte detected in the associated Method Blank

R - RPD outside accepted recovery limits

HT - Sample received past holding time

E - Value above quantitation range

\* - Non-accredited parameter

H - Holding time exceeded



**STAT Analysis Corporation**

2242 West Harrison St., Suite 200, Chicago, IL 60612-3766

Tel: (312) 733-0551 Fax: (312) 733-2386 STATinfo@STATAnalysis.com

Accreditations: WI DNR 399099910; ORELAP IL300001; AIHA-LAP, LLC 101160; NVLAP LabCode 101202-0

Report Date: March 19, 2019

**ANALYTICAL RESULTS**

Print Date: March 19, 2019

CLIENT: Hydrodynamics Consultant, Inc.

Client Sample ID: MW 2-3

Work Order: 19030343 Revision 0

Tag Number:

Project: Westwood Cleaners, 8731 West North Ave., Wauwatosa,

Collection Date: 3/8/2019 12:46:00 PM

Lab ID: 19030343-002A

Matrix: AQUEOUS

Analyses	Result	LOQ	LOD	Qualifier	Units	DF	Date Analyzed
----------	--------	-----	-----	-----------	-------	----	---------------

**Volatile Organic Compounds by GC/MS**

SW8260B (SW5030B)

Prep Date:

Analyst: MJK

Acetone	ND	0.020	0.0031		mg/L	1	3/12/2019
Benzene	ND	0.0050	0.0002		mg/L	1	3/12/2019
Bromodichloromethane	ND	0.0050	0.0002		mg/L	1	3/12/2019
Bromoform	ND	0.0050	0.0003		mg/L	1	3/12/2019
Bromomethane	ND	0.010	0.002		mg/L	1	3/12/2019
2-Butanone	ND	0.020	0.0016		mg/L	1	3/12/2019
Carbon disulfide	ND	0.010	0.0003		mg/L	1	3/12/2019
Carbon tetrachloride	ND	0.0050	0.001		mg/L	1	3/12/2019
Chlorobenzene	ND	0.0050	0.0002		mg/L	1	3/12/2019
Chloroethane	ND	0.010	0.0005		mg/L	1	3/12/2019
Chloroform	ND	0.0050	0.0001		mg/L	1	3/12/2019
Chloromethane	ND	0.010	0.0003		mg/L	1	3/12/2019
Dibromochloromethane	ND	0.0050	0.0002		mg/L	1	3/12/2019
1,1-Dichloroethane	ND	0.0050	0.0002		mg/L	1	3/12/2019
1,2-Dichloroethane	ND	0.0050	0.0002		mg/L	1	3/12/2019
1,1-Dichloroethene	ND	0.0050	0.0004		mg/L	1	3/12/2019
cis-1,2-Dichloroethene	ND	0.0050	0.0002		mg/L	1	3/12/2019
trans-1,2-Dichloroethene	ND	0.0050	0.0005		mg/L	1	3/12/2019
1,2-Dichloropropane	ND	0.0050	0.0001		mg/L	1	3/12/2019
cis-1,3-Dichloropropene	ND	0.0010	0.0002		mg/L	1	3/12/2019
trans-1,3-Dichloropropene	ND	0.0010	0.0001		mg/L	1	3/12/2019
Ethylbenzene	ND	0.0050	0.0003		mg/L	1	3/12/2019
2-Hexanone	ND	0.020	0.0002		mg/L	1	3/12/2019
4-Methyl-2-pentanone	ND	0.020	0.0007		mg/L	1	3/12/2019
Methylene chloride	ND	0.0050	0.0002		mg/L	1	3/12/2019
Methyl tert-butyl ether	ND	0.0050	0.0003		mg/L	1	3/12/2019
Styrene	ND	0.0050	0.0003		mg/L	1	3/12/2019
1,1,2,2-Tetrachloroethane	ND	0.0050	0.0001		mg/L	1	3/12/2019
Tetrachloroethene	ND	0.0050	0.0003		mg/L	1	3/12/2019
Toluene	ND	0.0050	0.0004		mg/L	1	3/12/2019
1,1,1-Trichloroethane	ND	0.0050	0.0002		mg/L	1	3/12/2019
1,1,2-Trichloroethane	ND	0.0050	0.0001		mg/L	1	3/12/2019
Trichloroethene	ND	0.0050	0.0003		mg/L	1	3/12/2019
Vinyl chloride	ND	0.0020	0.0003		mg/L	1	3/12/2019
Xylenes, Total	ND	0.015	0.001		mg/L	1	3/12/2019

ND - Not Detected at the LOD

LOD/LOQ - Limit of Detection / Limit Of Quantitation for the analysis

**Qualifiers:**

J - Analyte detected below LOQ

S - Spike Recovery outside accepted recovery limits

B - Analyte detected in the associated Method Blank

R - RPD outside accepted recovery limits

HT - Sample received past holding time

E - Value above quantitation range

\* - Non-accredited parameter

H - Holding time exceeded

**STAT Analysis Corporation**

2242 West Harrison St., Suite 200, Chicago, IL 60612-3766

Tel: (312) 733-0551 Fax: (312) 733-2386 STATinfo@STATAnalysis.com

Accreditations: WI DNR 399099910; ORELAP IL300001; AIHA-LAP, LLC 101160; NVLAP LabCode 101202-0

Report Date: March 19, 2019

**ANALYTICAL RESULTS**

Print Date: March 19, 2019

CLIENT: Hydrodynamics Consultant, Inc.

Client Sample ID: MW 3-3

Work Order: 19030343 Revision 0

Tag Number:

Project: Westwood Cleaners, 8731 West North Ave., Wauwatosa,

Collection Date: 3/8/2019 1:02:00 PM

Lab ID: 19030343-003A

Matrix: AQUEOUS

Analyses	Result	LOQ	LOD	Qualifier	Units	DF	Date Analyzed
----------	--------	-----	-----	-----------	-------	----	---------------

**Volatile Organic Compounds by GC/MS****SW8260B (SW5030B)**

Prep Date:

Analyst: MJK

Acetone	ND	0.020	0.0031		mg/L	1	3/12/2019
Benzene	ND	0.0050	0.0002		mg/L	1	3/12/2019
Bromodichloromethane	ND	0.0050	0.0002		mg/L	1	3/12/2019
Bromoform	ND	0.0050	0.0003		mg/L	1	3/12/2019
Bromomethane	ND	0.010	0.002		mg/L	1	3/12/2019
2-Butanone	ND	0.020	0.0016		mg/L	1	3/12/2019
Carbon disulfide	ND	0.010	0.0003		mg/L	1	3/12/2019
Carbon tetrachloride	ND	0.0050	0.001		mg/L	1	3/12/2019
Chlorobenzene	ND	0.0050	0.0002		mg/L	1	3/12/2019
Chloroethane	ND	0.010	0.0005		mg/L	1	3/12/2019
Chloroform	ND	0.0050	0.0001		mg/L	1	3/12/2019
Chloromethane	ND	0.010	0.0003		mg/L	1	3/12/2019
Dibromochloromethane	ND	0.0050	0.0002		mg/L	1	3/12/2019
1,1-Dichloroethane	ND	0.0050	0.0002		mg/L	1	3/12/2019
1,2-Dichloroethane	ND	0.0050	0.0002		mg/L	1	3/12/2019
1,1-Dichloroethene	ND	0.0050	0.0004		mg/L	1	3/12/2019
cis-1,2-Dichloroethene	ND	0.0050	0.0002		mg/L	1	3/12/2019
trans-1,2-Dichloroethene	ND	0.0050	0.0005		mg/L	1	3/12/2019
1,2-Dichloropropane	ND	0.0050	0.0001		mg/L	1	3/12/2019
cis-1,3-Dichloropropene	ND	0.0010	0.0002		mg/L	1	3/12/2019
trans-1,3-Dichloropropene	ND	0.0010	0.0001		mg/L	1	3/12/2019
Ethylbenzene	ND	0.0050	0.0003		mg/L	1	3/12/2019
2-Hexanone	ND	0.020	0.0002		mg/L	1	3/12/2019
4-Methyl-2-pentanone	ND	0.020	0.0007		mg/L	1	3/12/2019
Methylene chloride	ND	0.0050	0.0002		mg/L	1	3/12/2019
Methyl tert-butyl ether	ND	0.0050	0.0003		mg/L	1	3/12/2019
Styrene	ND	0.0050	0.0003		mg/L	1	3/12/2019
1,1,2,2-Tetrachloroethane	ND	0.0050	0.0001		mg/L	1	3/12/2019
Tetrachloroethene	ND	0.0050	0.0003		mg/L	1	3/12/2019
Toluene	ND	0.0050	0.0004		mg/L	1	3/12/2019
1,1,1-Trichloroethane	ND	0.0050	0.0002		mg/L	1	3/12/2019
1,1,2-Trichloroethane	ND	0.0050	0.0001		mg/L	1	3/12/2019
Trichloroethene	ND	0.0050	0.0003		mg/L	1	3/12/2019
Vinyl chloride	ND	0.0020	0.0003		mg/L	1	3/12/2019
Xylenes, Total	ND	0.015	0.001		mg/L	1	3/12/2019

ND - Not Detected at the LOD

LOD/LOQ - Limit of Detection / Limit Of Quantitation for the analysis

**Qualifiers:**

J - Analyte detected below LOQ

S - Spike Recovery outside accepted recovery limits

B - Analyte detected in the associated Method Blank

R - RPD outside accepted recovery limits

HT - Sample received past holding time

E - Value above quantitation range

\* - Non-accredited parameter

H - Holding time exceeded

**STAT Analysis Corporation**

2242 West Harrison St., Suite 200, Chicago, IL 60612-3766

Tel: (312) 733-0551 Fax: (312) 733-2386 STATinfo@STATAnalysis.com

Accreditations: WI DNR 399099910; ORELAP IL300001; AIHA-LAP, LLC 101160; NVLAP LabCode 101202-0

Report Date: March 19, 2019

**ANALYTICAL RESULTS**

Print Date: March 19, 2019

CLIENT: Hydrodynamics Consultant, Inc.

Client Sample ID: MW 4-3

Work Order: 19030343 Revision 0

Tag Number:

Project: Westwood Cleaners, 8731 West North Ave., Wauwatosa,

Collection Date: 3/8/2019 1:20:00 PM

Lab ID: 19030343-004A

Matrix: AQUEOUS

Analyses	Result	LOQ	LOD	Qualifier	Units	DF	Date Analyzed
----------	--------	-----	-----	-----------	-------	----	---------------

**Volatile Organic Compounds by GC/MS**

SW8260B (SW5030B)

Prep Date:

Analyst: MJK

Acetone	ND	0.020	0.0031		mg/L	1	3/12/2019
Benzene	ND	0.0050	0.0002		mg/L	1	3/12/2019
Bromodichloromethane	ND	0.0050	0.0002		mg/L	1	3/12/2019
Bromoform	ND	0.0050	0.0003		mg/L	1	3/12/2019
Bromomethane	ND	0.010	0.002		mg/L	1	3/12/2019
2-Butanone	ND	0.020	0.0016		mg/L	1	3/12/2019
Carbon disulfide	ND	0.010	0.0003		mg/L	1	3/12/2019
Carbon tetrachloride	ND	0.0050	0.001		mg/L	1	3/12/2019
Chlorobenzene	ND	0.0050	0.0002		mg/L	1	3/12/2019
Chloroethane	ND	0.010	0.0005		mg/L	1	3/12/2019
Chloroform	ND	0.0050	0.0001		mg/L	1	3/12/2019
Chloromethane	ND	0.010	0.0003		mg/L	1	3/12/2019
Dibromochloromethane	ND	0.0050	0.0002		mg/L	1	3/12/2019
1,1-Dichloroethane	ND	0.0050	0.0002		mg/L	1	3/12/2019
1,2-Dichloroethane	ND	0.0050	0.0002		mg/L	1	3/12/2019
1,1-Dichloroethene	ND	0.0050	0.0004		mg/L	1	3/12/2019
cis-1,2-Dichloroethene	ND	0.0050	0.0002		mg/L	1	3/12/2019
trans-1,2-Dichloroethene	ND	0.0050	0.0005		mg/L	1	3/12/2019
1,2-Dichloropropane	ND	0.0050	0.0001		mg/L	1	3/12/2019
cis-1,3-Dichloropropene	ND	0.0010	0.0002		mg/L	1	3/12/2019
trans-1,3-Dichloropropene	ND	0.0010	0.0001		mg/L	1	3/12/2019
Ethylbenzene	ND	0.0050	0.0003		mg/L	1	3/12/2019
2-Hexanone	ND	0.020	0.0002		mg/L	1	3/12/2019
4-Methyl-2-pentanone	ND	0.020	0.0007		mg/L	1	3/12/2019
Methylene chloride	ND	0.0050	0.0002		mg/L	1	3/12/2019
Methyl tert-butyl ether	ND	0.0050	0.0003		mg/L	1	3/12/2019
Styrene	ND	0.0050	0.0003		mg/L	1	3/12/2019
1,1,2,2-Tetrachloroethane	ND	0.0050	0.0001		mg/L	1	3/12/2019
Tetrachloroethene	ND	0.0050	0.0003		mg/L	1	3/12/2019
Toluene	ND	0.0050	0.0004		mg/L	1	3/12/2019
1,1,1-Trichloroethane	ND	0.0050	0.0002		mg/L	1	3/12/2019
1,1,2-Trichloroethane	ND	0.0050	0.0001		mg/L	1	3/12/2019
Trichloroethene	ND	0.0050	0.0003		mg/L	1	3/12/2019
Vinyl chloride	ND	0.0020	0.0003		mg/L	1	3/12/2019
Xylenes, Total	ND	0.015	0.001		mg/L	1	3/12/2019

ND - Not Detected at the LOD

LOD/LOQ - Limit of Detection / Limit Of Quantitation for the analysis

**Qualifiers:**

J - Analyte detected below LOQ

S - Spike Recovery outside accepted recovery limits

B - Analyte detected in the associated Method Blank

R - RPD outside accepted recovery limits

HT - Sample received past holding time

E - Value above quantitation range

\* - Non-accredited parameter

H - Holding time exceeded

**STAT Analysis Corporation**

2242 West Harrison St., Suite 200, Chicago, IL 60612-3766

Tel: (312) 733-0551 Fax: (312) 733-2386 STATinfo@STATAnalysis.com

Accreditations: WI DNR 399099910; ORELAP IL300001; AIHA-LAP, LLC 101160; NVLAP LabCode 101202-0

Report Date: March 19, 2019

**ANALYTICAL RESULTS**

Print Date: March 19, 2019

CLIENT: Hydrodynamics Consultant, Inc.

Client Sample ID: MW 5-3

Work Order: 19030343 Revision 0

Tag Number:

Project: Westwood Cleaners, 8731 West North Ave., Wauwatosa,

Collection Date: 3/8/2019 1:38:00 PM

Lab ID: 19030343-005A

Matrix: AQUEOUS

Analyses	Result	LOQ	LOD	Qualifier	Units	DF	Date Analyzed
----------	--------	-----	-----	-----------	-------	----	---------------

**Volatile Organic Compounds by GC/MS****SW8260B (SW5030B)**

Prep Date:

Analyst: MJK

Acetone	ND	0.020	0.0031		mg/L	1	3/12/2019
Benzene	ND	0.0050	0.0002		mg/L	1	3/12/2019
Bromodichloromethane	ND	0.0050	0.0002		mg/L	1	3/12/2019
Bromoform	ND	0.0050	0.0003		mg/L	1	3/12/2019
Bromomethane	ND	0.010	0.002		mg/L	1	3/12/2019
2-Butanone	ND	0.020	0.0016		mg/L	1	3/12/2019
Carbon disulfide	ND	0.010	0.0003		mg/L	1	3/12/2019
Carbon tetrachloride	ND	0.0050	0.001		mg/L	1	3/12/2019
Chlorobenzene	ND	0.0050	0.0002		mg/L	1	3/12/2019
Chloroethane	ND	0.010	0.0005		mg/L	1	3/12/2019
Chloroform	ND	0.0050	0.0001		mg/L	1	3/12/2019
Chloromethane	ND	0.010	0.0003		mg/L	1	3/12/2019
Dibromochloromethane	ND	0.0050	0.0002		mg/L	1	3/12/2019
1,1-Dichloroethane	ND	0.0050	0.0002		mg/L	1	3/12/2019
1,2-Dichloroethane	ND	0.0050	0.0002		mg/L	1	3/12/2019
1,1-Dichloroethene	ND	0.0050	0.0004		mg/L	1	3/12/2019
cis-1,2-Dichloroethene	0.015	0.0050	0.0002		mg/L	1	3/12/2019
trans-1,2-Dichloroethene	0.0022	0.0050	0.0005	J	mg/L	1	3/12/2019
1,2-Dichloropropane	ND	0.0050	0.0001		mg/L	1	3/12/2019
cis-1,3-Dichloropropene	ND	0.0010	0.0002		mg/L	1	3/12/2019
trans-1,3-Dichloropropene	ND	0.0010	0.0001		mg/L	1	3/12/2019
Ethylbenzene	ND	0.0050	0.0003		mg/L	1	3/12/2019
2-Hexanone	ND	0.020	0.0002		mg/L	1	3/12/2019
4-Methyl-2-pentanone	ND	0.020	0.0007		mg/L	1	3/12/2019
Methylene chloride	ND	0.0050	0.0002		mg/L	1	3/12/2019
Methyl tert-butyl ether	ND	0.0050	0.0003		mg/L	1	3/12/2019
Styrene	ND	0.0050	0.0003		mg/L	1	3/12/2019
1,1,2,2-Tetrachloroethane	ND	0.0050	0.0001		mg/L	1	3/12/2019
Tetrachloroethene	0.27	0.0050	0.0003		mg/L	1	3/12/2019
Toluene	ND	0.0050	0.0004		mg/L	1	3/12/2019
1,1,1-Trichloroethane	ND	0.0050	0.0002		mg/L	1	3/12/2019
1,1,2-Trichloroethane	ND	0.0050	0.0001		mg/L	1	3/12/2019
Trichloroethene	0.075	0.0050	0.0003		mg/L	1	3/12/2019
Vinyl chloride	0.012	0.0020	0.0003		mg/L	1	3/12/2019
Xylenes, Total	ND	0.015	0.001		mg/L	1	3/12/2019

ND - Not Detected at the LOD

LOD/LOQ - Limit of Detection / Limit Of Quantitation for the analysis

**Qualifiers:**

J - Analyte detected below LOQ

S - Spike Recovery outside accepted recovery limits

B - Analyte detected in the associated Method Blank

R - RPD outside accepted recovery limits

HT - Sample received past holding time

E - Value above quantitation range

\* - Non-accredited parameter

H - Holding time exceeded

**STAT Analysis Corporation**

2242 West Harrison St., Suite 200, Chicago, IL 60612-3766

Tel: (312) 733-0551 Fax: (312) 733-2386 STATinfo@STATAnalysis.com

Accreditations: WI DNR 399099910; ORELAP IL300001; AIHA-LAP, LLC 101160; NVLAP LabCode 101202-0

Report Date: March 19, 2019

**ANALYTICAL RESULTS**

Print Date: March 19, 2019

CLIENT: Hydrodynamics Consultant, Inc.

Client Sample ID: MW 5-3D

Work Order: 19030343 Revision 0

Tag Number:

Project: Westwood Cleaners, 8731 West North Ave., Wauwatosa,

Collection Date: 3/8/2019 1:49:00 PM

Lab ID: 19030343-006A

Matrix: AQUEOUS

Analyses	Result	LOQ	LOD	Qualifier	Units	DF	Date Analyzed
<b>Volatile Organic Compounds by GC/MS</b>							
		<b>SW8260B (SW5030B)</b>					
							Prep Date: Analyst: <b>MJK</b>
Acetone	ND	0.020	0.0031		mg/L	1	3/12/2019
Benzene	ND	0.0050	0.0002		mg/L	1	3/12/2019
Bromodichloromethane	ND	0.0050	0.0002		mg/L	1	3/12/2019
Bromoform	ND	0.0050	0.0003		mg/L	1	3/12/2019
Bromomethane	ND	0.010	0.002		mg/L	1	3/12/2019
2-Butanone	ND	0.020	0.0016		mg/L	1	3/12/2019
Carbon disulfide	ND	0.010	0.0003		mg/L	1	3/12/2019
Carbon tetrachloride	ND	0.0050	0.001		mg/L	1	3/12/2019
Chlorobenzene	ND	0.0050	0.0002		mg/L	1	3/12/2019
Chloroethane	ND	0.010	0.0005		mg/L	1	3/12/2019
Chloroform	ND	0.0050	0.0001		mg/L	1	3/12/2019
Chloromethane	ND	0.010	0.0003		mg/L	1	3/12/2019
Dibromochloromethane	ND	0.0050	0.0002		mg/L	1	3/12/2019
1,1-Dichloroethane	ND	0.0050	0.0002		mg/L	1	3/12/2019
1,2-Dichloroethane	ND	0.0050	0.0002		mg/L	1	3/12/2019
1,1-Dichloroethene	ND	0.0050	0.0004		mg/L	1	3/12/2019
cis-1,2-Dichloroethene	0.015	0.0050	0.0002		mg/L	1	3/12/2019
trans-1,2-Dichloroethene	ND	0.0050	0.0005		mg/L	1	3/12/2019
1,2-Dichloropropane	ND	0.0050	0.0001		mg/L	1	3/12/2019
cis-1,3-Dichloropropene	ND	0.0010	0.0002		mg/L	1	3/12/2019
trans-1,3-Dichloropropene	ND	0.0010	0.0001		mg/L	1	3/12/2019
Ethylbenzene	ND	0.0050	0.0003		mg/L	1	3/12/2019
2-Hexanone	ND	0.020	0.0002		mg/L	1	3/12/2019
4-Methyl-2-pentanone	ND	0.020	0.0007		mg/L	1	3/12/2019
Methylene chloride	ND	0.0050	0.0002		mg/L	1	3/12/2019
Methyl tert-butyl ether	ND	0.0050	0.0003		mg/L	1	3/12/2019
Styrene	ND	0.0050	0.0003		mg/L	1	3/12/2019
1,1,2,2-Tetrachloroethane	ND	0.0050	0.0001		mg/L	1	3/12/2019
Tetrachloroethene	0.26	0.0050	0.0003		mg/L	1	3/12/2019
Toluene	ND	0.0050	0.0004		mg/L	1	3/12/2019
1,1,1-Trichloroethane	ND	0.0050	0.0002		mg/L	1	3/12/2019
1,1,2-Trichloroethane	ND	0.0050	0.0001		mg/L	1	3/12/2019
Trichloroethene	0.070	0.0050	0.0003		mg/L	1	3/12/2019
Vinyl chloride	0.012	0.0020	0.0003		mg/L	1	3/12/2019
Xylenes, Total	ND	0.015	0.001		mg/L	1	3/12/2019

<b>Qualifiers:</b>	ND - Not Detected at the LOD	LOD/LOQ - Limit of Detection / Limit Of Quantitation for the analysis
	J - Analyte detected below LOQ	S - Spike Recovery outside accepted recovery limits
	B - Analyte detected in the associated Method Blank	R - RPD outside accepted recovery limits
	HT - Sample received past holding time	E - Value above quantitation range
	* - Non-accredited parameter	H - Holding time exceeded

**STAT Analysis Corporation**

2242 West Harrison St., Suite 200, Chicago, IL 60612-3766

Tel: (312) 733-0551 Fax: (312) 733-2386 STATinfo@STATAnalysis.com

Accreditations: WI DNR 399099910; ORELAP IL300001; AIHA-LAP, LLC 101160; NVLAP LabCode 101202-0

Report Date: March 19, 2019

**ANALYTICAL RESULTS**

Print Date: March 19, 2019

CLIENT: Hydrodynamics Consultant, Inc.

Client Sample ID: MW 6-3

Work Order: 19030343 Revision 0

Tag Number:

Project: Westwood Cleaners, 8731 West North Ave., Wauwatosa,

Collection Date: 3/8/2019 2:06:00 PM

Lab ID: 19030343-007A

Matrix: AQUEOUS

Analyses	Result	LOQ	LOD	Qualifier	Units	DF	Date Analyzed
----------	--------	-----	-----	-----------	-------	----	---------------

**Volatile Organic Compounds by GC/MS**

SW8260B (SW5030B)

Prep Date:

Analyst: MJK

Acetone	ND	0.020	0.0031		mg/L	1	3/12/2019
Benzene	ND	0.0050	0.0002		mg/L	1	3/12/2019
Bromodichloromethane	ND	0.0050	0.0002		mg/L	1	3/12/2019
Bromoform	ND	0.0050	0.0003		mg/L	1	3/12/2019
Bromomethane	ND	0.010	0.002		mg/L	1	3/12/2019
2-Butanone	ND	0.020	0.0016		mg/L	1	3/12/2019
Carbon disulfide	ND	0.010	0.0003		mg/L	1	3/12/2019
Carbon tetrachloride	ND	0.0050	0.001		mg/L	1	3/12/2019
Chlorobenzene	ND	0.0050	0.0002		mg/L	1	3/12/2019
Chloroethane	ND	0.010	0.0005		mg/L	1	3/12/2019
Chloroform	ND	0.0050	0.0001		mg/L	1	3/12/2019
Chloromethane	ND	0.010	0.0003		mg/L	1	3/12/2019
Dibromochloromethane	ND	0.0050	0.0002		mg/L	1	3/12/2019
1,1-Dichloroethane	ND	0.0050	0.0002		mg/L	1	3/12/2019
1,2-Dichloroethane	ND	0.0050	0.0002		mg/L	1	3/12/2019
1,1-Dichloroethene	ND	0.0050	0.0004		mg/L	1	3/12/2019
cis-1,2-Dichloroethene	0.012	0.0050	0.0002		mg/L	1	3/12/2019
trans-1,2-Dichloroethene	ND	0.0050	0.0005		mg/L	1	3/12/2019
1,2-Dichloropropane	ND	0.0050	0.0001		mg/L	1	3/12/2019
cis-1,3-Dichloropropene	ND	0.0010	0.0002		mg/L	1	3/12/2019
trans-1,3-Dichloropropene	ND	0.0010	0.0001		mg/L	1	3/12/2019
Ethylbenzene	ND	0.0050	0.0003		mg/L	1	3/12/2019
2-Hexanone	ND	0.020	0.0002		mg/L	1	3/12/2019
4-Methyl-2-pentanone	ND	0.020	0.0007		mg/L	1	3/12/2019
Methylene chloride	ND	0.0050	0.0002		mg/L	1	3/12/2019
Methyl tert-butyl ether	ND	0.0050	0.0003		mg/L	1	3/12/2019
Styrene	ND	0.0050	0.0003		mg/L	1	3/12/2019
1,1,2,2-Tetrachloroethane	ND	0.0050	0.0001		mg/L	1	3/12/2019
Tetrachloroethene	0.37	0.050	0.003		mg/L	10	3/12/2019
Toluene	ND	0.0050	0.0004		mg/L	1	3/12/2019
1,1,1-Trichloroethane	ND	0.0050	0.0002		mg/L	1	3/12/2019
1,1,2-Trichloroethane	ND	0.0050	0.0001		mg/L	1	3/12/2019
Trichloroethene	0.052	0.0050	0.0003		mg/L	1	3/12/2019
Vinyl chloride	0.0057	0.0020	0.0003		mg/L	1	3/12/2019
Xylenes, Total	ND	0.015	0.001		mg/L	1	3/12/2019

**Qualifiers:**

ND - Not Detected at the LOD

J - Analyte detected below LOQ

B - Analyte detected in the associated Method Blank

HT - Sample received past holding time

\* - Non-accredited parameter

LOD/LOQ - Limit of Detection / Limit Of Quantitation for the analysis

S - Spike Recovery outside accepted recovery limits

R - RPD outside accepted recovery limits

E - Value above quantitation range

H - Holding time exceeded

**STAT Analysis Corporation**

2242 West Harrison St., Suite 200, Chicago, IL 60612-3766

Tel: (312) 733-0551 Fax: (312) 733-2386 STATinfo@STATAnalysis.com

Accreditations: WI DNR 399099910; ORELAP IL300001; AIHA-LAP, LLC 101160; NVLAP LabCode 101202-0

Report Date: March 19, 2019

**ANALYTICAL RESULTS**

Print Date: March 19, 2019

CLIENT: Hydrodynamics Consultant, Inc.

Client Sample ID: MW -TB

Work Order: 19030343 Revision 0

Tag Number:

Project: Westwood Cleaners, 8731 West North Ave., Wauwatosa,

Collection Date: 3/8/2019 8:55:00 AM

Lab ID: 19030343-008A

Matrix: AQUEOUS

Analyses	Result	LOQ	LOD	Qualifier	Units	DF	Date Analyzed
----------	--------	-----	-----	-----------	-------	----	---------------

**Volatile Organic Compounds by GC/MS**

SW8260B (SW5030B)

Prep Date:

Analyst: MJK

Acetone	ND	0.020	0.0031		mg/L	1	3/12/2019
Benzene	ND	0.0050	0.0002		mg/L	1	3/12/2019
Bromodichloromethane	ND	0.0050	0.0002		mg/L	1	3/12/2019
Bromoform	ND	0.0050	0.0003		mg/L	1	3/12/2019
Bromomethane	ND	0.010	0.002		mg/L	1	3/12/2019
2-Butanone	ND	0.020	0.0016		mg/L	1	3/12/2019
Carbon disulfide	ND	0.010	0.0003		mg/L	1	3/12/2019
Carbon tetrachloride	ND	0.0050	0.001		mg/L	1	3/12/2019
Chlorobenzene	ND	0.0050	0.0002		mg/L	1	3/12/2019
Chloroethane	ND	0.010	0.0005		mg/L	1	3/12/2019
Chloroform	ND	0.0050	0.0001		mg/L	1	3/12/2019
Chloromethane	ND	0.010	0.0003		mg/L	1	3/12/2019
Dibromochloromethane	ND	0.0050	0.0002		mg/L	1	3/12/2019
1,1-Dichloroethane	ND	0.0050	0.0002		mg/L	1	3/12/2019
1,2-Dichloroethane	ND	0.0050	0.0002		mg/L	1	3/12/2019
1,1-Dichloroethene	ND	0.0050	0.0004		mg/L	1	3/12/2019
cis-1,2-Dichloroethene	ND	0.0050	0.0002		mg/L	1	3/12/2019
trans-1,2-Dichloroethene	ND	0.0050	0.0005		mg/L	1	3/12/2019
1,2-Dichloropropane	ND	0.0050	0.0001		mg/L	1	3/12/2019
cis-1,3-Dichloropropene	ND	0.0010	0.0002		mg/L	1	3/12/2019
trans-1,3-Dichloropropene	ND	0.0010	0.0001		mg/L	1	3/12/2019
Ethylbenzene	ND	0.0050	0.0003		mg/L	1	3/12/2019
2-Hexanone	ND	0.020	0.0002		mg/L	1	3/12/2019
4-Methyl-2-pentanone	ND	0.020	0.0007		mg/L	1	3/12/2019
Methylene chloride	ND	0.0050	0.0002		mg/L	1	3/12/2019
Methyl tert-butyl ether	ND	0.0050	0.0003		mg/L	1	3/12/2019
Styrene	ND	0.0050	0.0003		mg/L	1	3/12/2019
1,1,2,2-Tetrachloroethane	ND	0.0050	0.0001		mg/L	1	3/12/2019
Tetrachloroethene	ND	0.0050	0.0003		mg/L	1	3/12/2019
Toluene	ND	0.0050	0.0004		mg/L	1	3/12/2019
1,1,1-Trichloroethane	ND	0.0050	0.0002		mg/L	1	3/12/2019
1,1,2-Trichloroethane	ND	0.0050	0.0001		mg/L	1	3/12/2019
Trichloroethene	ND	0.0050	0.0003		mg/L	1	3/12/2019
Vinyl chloride	ND	0.0020	0.0003		mg/L	1	3/12/2019
Xylenes, Total	ND	0.015	0.001		mg/L	1	3/12/2019

ND - Not Detected at the LOD

LOD/LOQ - Limit of Detection / Limit Of Quantitation for the analysis

**Qualifiers:**

J - Analyte detected below LOQ

S - Spike Recovery outside accepted recovery limits

B - Analyte detected in the associated Method Blank

R - RPD outside accepted recovery limits

HT - Sample received past holding time

E - Value above quantitation range

\* - Non-accredited parameter

H - Holding time exceeded

# STAT Analysis Corporation

2201 West Campbell Park Drive, Chicago, Illinois 60612-3547 Phone: (312) 733-0551 Fax: (312) 733-2386  
 e-mail address: [STATinfo@STATAnalysis.com](mailto:STATinfo@STATAnalysis.com) A I H A accredited 10248, N V L A P accredited 101202-0

## CHAIN OF CUSTODY RECORD

No:

Company:	Hydrodynamics Consultant, Inc.		
Project Number:	Client Tracking No.:		
Project Name:	Westwood Cleaners		
Location/Address:	8731 West North Ave., Wauwatosa, WI 53226		
Sampler(s):	Yinong Han		
Report To:	Yong Yu	Phone: (630) 724-0098	
QC Level: 1	2	3	4
Regulatory Program: NPEDS/MWRD RCRA SDWA SRP TACO Other:			

P.O. No.:	
Quote No.:	
Turn Around:	
Results Needed:	
am pm	
Lab No.:	

Client Sample Number/Description:	Date Taken	Time Taken	Matrix	Comp.	Grab	Preserv.	No. of Containers	Remarks	Lab No.:
MW 1-3	3/8/19	12:31	W			Yes	2		001
MW 2-3	3/8/19	12:46	W			Yes	2		002
MW 3-3	3/8/19	13:02	W			Yes	2		003
MW 4-3	3/8/19	13:20	W			Yes	2		004
MW 5-3	3/8/19	13:38	W			Yes	2		005
MW 5-3D	3/8/19	13:49	W			Yes	2		006
MW 6-3	3/8/19	14:06	W			Yes	2		007
MW-TB	3/8/19	8:55	W			Yes	2		008

Reliingished By: (Signature)	Date/Time: 3/11/19	Laboratory Use:	Sample Verification:	Yes <input checked="" type="checkbox"/>	No <input checked="" type="checkbox"/>	Work Order No.: 19030343
Received By: (Signature)	Date/Time: 3/11/19 15:46		- Container OK	Yes <input checked="" type="checkbox"/>	No <input checked="" type="checkbox"/>	
Reliingished By: (Signature)	Date/Time: 3/11/19 12:22	- Samples Leaking	Yes <input type="checkbox"/>	No <input type="checkbox"/>		
Received By: (Signature)	Date/Time: 3/11/19 17:22	- Refrigerated (Temp: 3.9 °C)	Yes <input checked="" type="checkbox"/>	No <input type="checkbox"/>		
Reliingished By: (Signature)	Date/Time:	- Sample Labels Match Sample ID	Yes <input checked="" type="checkbox"/>	No <input type="checkbox"/>	Preservation Code:	A = None B = HNO C = NaOH D = H2SO4 E = HCl F = 5035/EnCore



**Sample Receipt Checklist**

Client Name HYDRODYNAMICS

Date and Time Received: 3/11/2019 5:22:00 PM

Work Order Number 19030343

Received by: EAA

Checklist completed by: EL 3/11/19  
Signature Date

Reviewed by: AA 3/12/19  
Initials Date

Matrix: Carrier name STAT Analysis

- Shipping container/cooler in good condition? Yes  No  Not Present
- Custody seals intact on shipping container/cooler? Yes  No  Not Present
- Custody seals intact on sample bottles? Yes  No  Not Present
- Chain of custody present? Yes  No
- Chain of custody signed when relinquished and received? Yes  No
- Chain of custody agrees with sample labels/containers? Yes  No
- Samples in proper container/bottle? Yes  No
- Sample containers intact? Yes  No
- Sufficient sample volume for indicated test? Yes  No
- All samples received within holding time? Yes  No
- Container or Temp Blank temperature in compliance? Yes  No  Temperature 3.9 °C
- Water - VOA vials have zero headspace? No VOA vials submitted  Yes  No
- Water - Samples pH checked? Yes  No  Checked by: \_\_\_\_\_
- Water - Samples properly preserved? Yes  No  pH Adjusted? \_\_\_\_\_

Any No response must be detailed in the comments section below.

-----

Comments: \_\_\_\_\_  
 \_\_\_\_\_  
 \_\_\_\_\_  
 \_\_\_\_\_

Client / Person contacted: \_\_\_\_\_ Date contacted: \_\_\_\_\_ Contacted by: \_\_\_\_\_

Response: \_\_\_\_\_  
 \_\_\_\_\_  
 \_\_\_\_\_