



Site Investigation Work Plan

**Suggar Property
3301 – 60th Street
Kenosha, WI**

November 1, 2016

Prepared By:
Midwest Environmental Consulting
Burlington • Wisconsin

Midwest Environmental Consulting
Burlington • Wisconsin
Phone (262) 237-4351
MWEnviroCon@gmail.com



November 1, 2016

Mr. Lee Delcore
Wisconsin Department of Natural Resources
Plymouth Service Center
1155 Pilgrim Road
Plymouth, WI 53073

RE: Site Investigation Work Plan
Suggar Property
3301 – 60th Street
Kenosha, WI
BRRTS#: 03-30-0-04964 & 03-30-556490
PECFA#: 53144-4143-05

Dear Mr. Delcore:

Please find enclosed the Site Investigation Work Plan (SIWP) for the above-referenced site. Midwest Environmental Consulting is not requesting that the Department review the SIWP or take other action at this time.

Please let me know if you have any questions.

Sincerely,
MIDWEST ENVIRONMENTAL CONSULTING

A handwritten signature in blue ink, appearing to read 'Sean Cranley', is written over a horizontal line.

Sean Cranley, P.G.
Principal Hydrogeologist
(262) 237-4351

**Site Investigation Work Plan
Suggar Property**



TABLE OF CONTENTS

1.0 INTRODUCTION

2.0 GENERAL SITE INFORMATION

 2.1 Site Location

 2.2 Site Description

 2.3 Site History & Preliminary Site Characterization

3.0 SITE AND LOCAL CHARACTERISTICS

 3.1 Site and Local Geology

 3.2 Site and Local Hydrogeology

 3.3 Local Contaminant Pathways and Receptors

 3.4 Local Contaminant Sources Assessment

4.0 SOIL INVESTIGATION

 4.1 Investigative Strategy

 4.2 Field Activities

 4.3 Soil Sample Laboratory Analysis

5.0 GROUNDWATER INVESTIGATION

 5.1 Investigative Strategy

 5.2 Field Activities

 5.3 Groundwater Sample Laboratory Analysis

6.0 SITE INVESTIGATION SCHEDULE

7.0 CERTIFICATION

Site Investigation Work Plan Suggar Property



List of Figures

- Figure 1 Site Location Map
- Figure 2 Site Configuration Map
- Figure 3 Proposed Direct-Push Sampling Locations

List of Tables

- Table 1 Historical Soil Sample Analytical Results Summary
- Table 2 Historical Groundwater Sample Analytical Results Summary

List of Appendices

- Appendix A ChemReport Phase II ESA Related Boring Logs & Well Construction Details
- Appendix B ChemReport Phase II ESA and Tank Removal Related Laboratory Reports

Site Investigation Work Plan

**Suggar Property
3301 60th Street
Kenosha, Wisconsin 53144**

1.0 INTRODUCTION

Midwest Environmental Consulting (MEC) is pleased to submit this Site Investigation Work Plan (SIWP) for the Suggar Property located in Kenosha, Wisconsin. Midwest has been retained by Mr. Jose Ochoa to conduct a site investigation at the property related to leaking underground storage tanks (LUSTs). The SIWP has been prepared by MEC to summarize existing site data and layout a strategy for completing the investigation of previously identified petroleum contamination in the subsurface at the site. The site has been assigned the following identification numbers:

- WDNR BRRTS #: 03-30-004964
- PECFA #: 53144-4143-05

The purpose of the site investigation is to define the nature, degree and distribution/extent of subsurface petroleum contamination, as well as to determine potential contaminant exposure pathways and develop appropriate response actions. The contamination was discovered as a result of Phase II Environmental Site Assessments (ESAs) performed at, and in the vicinity of, the site as well as a Tank System Site Assessment performed during the removal of a used motor oil tank from the site. The results of these previous environmental activities are discussed in the sections that follow, along with a sampling plan to conduct the investigation at the site.

The data generated by the site investigation activities outlined herein will be evaluated to determine if site conditions warrant a request for closure, or if additional investigation and/or remediation activities are necessary. If closure appears to be warranted, Midwest will prepare a Site Investigation Report/Closure Request for submittal to the Wisconsin Department of Natural Resources (WDNR), documenting the investigation activities and results, and requesting site closure. Should additional investigation and/or remediation activities be necessary, MEC will develop and implement an appropriate scope of services. Additional activities, which may be necessary include, but are not limited to, further definition of the extent of contamination, groundwater flow characterization, further assessment of the potential for vapor intrusion and the implementation of natural attenuation groundwater monitoring.

2.0 GENERAL SITE INFORMATION

2.1 Site Location

The Suggar Property Site is located in the NE $\frac{1}{4}$, NW $\frac{1}{4}$, Sec. 1, T 1N R 22E in Kenosha County, Wisconsin (United States Geological Survey [USGS] 1958, 1971). The site is located at 3301 60th Street in Kenosha, Wisconsin. The surrounding land use is commercial and residential properties. The site location is illustrated on Figure 1.

2.2 Site Description

The property is 0.14 acres in size and is occupied by 4200 square foot brick, concrete block and wood frame, slab-on-grade building. Most of the building is one-story however, a second-story apartment is located on the southern portion of the building. Five overhead doors are present on the east side of the building with the two southern doors opening on to areas used for storage and the northern three on to automobile service bays, which occupy the majority of the building. A small office is located in the northwest corner of the building.

The apparent location of a former fuel dispenser island is present to the north of the building. The area surrounding the former dispenser island is a small paved lot used to park cars prior to servicing. A concrete patch is present in the sidewalk adjacent to the east side of the building where the used oil tank was removed. The site surface consists of asphalt and concrete. The site configuration is illustrated in Figure 2.

The property is bounded by 60th Street to the north, 33rd Avenue to the east, an alley to the south and a combination commercial and residential building to the west. The surrounding land use is a mixture of commercial and residential use.

2.3 Site History & Preliminary Site Characterization

Midwest reviewed several reports that provided documentation of environmental activities and conditions on, and in the vicinity of, the site as discussed below.

Site Investigation Work Plan Suggar Property



CRI PHASE I ESA: Midwest reviewed a Phase I Environmental Site Assessment (ESA) Report prepared by ChemReport, Inc. (ChemReport – August 2010). The ChemReport (CRI) Phase I ESA title search revealed that the Suggar property was leased to the Standard Oil Co. from 1946 to 1951. The building was constructed in 1912 according to the Kenosha County online property detail.

Sanborn Fire Insurance Maps were reviewed as part of the Phase I ESA. The 1918 map shows that the site and much of the surrounding area is undeveloped. The 1950 map depicts the subject property with the filling station building identified on the northern portion of the property. The portion of the current building that is a residence is present as a separate building on the southern end of the property. The intervening automobile repair shop portion of the building has not been constructed as yet. The 1969 map shows the building as it currently exists and identifies the property as a filling station.

Three 500-gallon gasoline USTs, located to the north of the on-site building were closed in place in 1980 by filling them with concrete. A 275-gallon UST was located beneath the sidewalk on the east side of the site which had been used by Mr. Suggar for the storage of used oil.

CRI WDNR FILE REVIEW: Midwest also evaluated the results of a WDNR File Review Report prepared by ChemReport (CRI – June 2010). The file review findings are summarized below.

In April 1995 a Phase I and Limited Phase II ESA was conducted for a property located at 3305 – 60th St by Key Environmental Services. These reports were submitted to the WDNR. This property is located immediately adjacent to the west side of the subject site. The Phase I ESA revealed that the Suggar property had historically been a gasoline service station and that in 1980 three 500-gallon gasoline USTs located on the north end of the on-site building had been closed in place by filling them with concrete. The subject site has since been operated as an automobile service and repair business, no longer dispensing motor vehicle fuel.

The Limited Phase II ESA included the advancement of two soil borings on the northern portion of the 3305 – 60th St. property near the property line with the subject site. One soil sample was collected from each boring and laboratory analyzed for gasoline range organics (GRO) to assess the presence of subsurface contamination potentially associated with the closed USTs.

The GRO results obtained for the samples were 3.5 and 22 parts per million (ppm), indicating the presence of low level soil contamination which was reported to the WDNR. As a result, on June 15, 1995 the WDNR issued a letter to Mr. Albert Suggar, then owner of the site, notifying him of the contamination potentially associated with the closed USTs and of his responsibility to conduct an environmental site

Site Investigation Work Plan Suggar Property



investigation. The historical soil sample results are summarized on Table 1. The approximate soil boring locations are illustrated on Figure 2.

In June 2006, Mr. Suggar had a Phase I ESA performed for the subject site by Gabriel Environmental Services. This report was submitted to the WDNR. The report includes an interview with Mr. Suggar who stated that he began working at the site in 1962, purchased the property in 1984 and discontinued operating his business in 2004, after which the property was leased out as an automobile repair shop. Three gasoline underground storage tanks (USTs) were closed in place in 1980 by filling them with concrete. After closure of the USTs, the site operated as an automobile repair shop only and no longer dispensed motor vehicle fuels.

In addition to the three USTs closed in place, the Phase I ESA identified a 275-gallon UST located beneath the sidewalk on the east side of the building. According to Mr. Suggar he used the tank for the storage of used oil generated from his automobile servicing and repair business and that he had the tank emptied in 2002, but that he left used oil in the tank when he vacated the building in 2004. At that time, Mr. Kevin Starks of TK Automotive had been leasing the building from Mr. Suggar since 2004 and he stated that he had not used the UST for the storage of used oil.

CRI PHASE II ESA: Midwest reviewed a Phase II ESA Report for the site completed by ChemReport (CRI - August 2010). In 2006 ChemReport advanced a direct-push soil boring (GP-12) at the site adjacent to the curb along the south side of 60th St. as part of the site investigation for the Mueller's Auto site at 3300 – 60th Street, on the northwest corner of the intersection of 60th St. and 33rd Ave. Soil and groundwater samples were collected and analyzed for petroleum volatile organic compounds (PVOCs). Soil sample analytical results revealed the presence of petroleum soil contamination likely associated with the UST system closed in place on the Suggar property. Neither of the two soil samples collected from soil boring GP-12 exhibited PVOC concentrations exceeding either soil standards in place at the time nor exceedances of current RCLs. The groundwater sample results did not yield PVOC contaminant concentrations above method detection limits. The boring log for GP-12 is provided in Appendix A. An excerpt of the laboratory report with the sample results for GP-12 is provided in Appendix B.

In 2008 ChemReport installed groundwater monitoring well MW-8 associated with the Mueller's Auto site. MW-8 is located near the southeast corner of the intersection of 60th St. and 33rd Ave. and is likely down gradient from the Suggar property. Soil samples collected from soil boring MW-8 and analyzed revealed the presence of petroleum soil contamination which may be attributable to the subject site, Mueller's or both. Neither of the two soil samples collected from soil boring MW-8 exhibited PVOC concentrations exceeding either soil standards in place at the time nor exceedances of current RCLs. The historical soil sample results are summarized on Table 1. The soil boring locations are illustrated on Figure 2. The

Site Investigation Work Plan Suggar Property



boring log and monitoring well detail for MW-8 are provided in Appendix A. The soil sample laboratory report for MW-8 is provided in Appendix B.

In July 2010 ChemReport collected a groundwater sample from Mueller's monitoring well MW-8 as part of the Phase II ESA for the Suggar property. The sample was analyzed for the full list of volatile organic compounds (VOCs) to determine if non-petroleum contamination such as chlorinated VOCs from historical solvent use was present in the groundwater. Only petroleum related VOCs were detected in the sample from MW-8, three of which exceeded their enforcement standards. Contamination at MW-8 may be attributable to the Suggar property, the Mueller's Auto site, or both. The groundwater sample results are summarized on Table 2. The groundwater monitoring well location is illustrated on Figure 2. The groundwater sample laboratory report for MW-8 is provided in Appendix B.

In August 2010 ChemReport advanced two direct-push soil borings (DP-1 and DP-2) on site for the purpose of collecting soil and groundwater samples. One soil sample was collected from each boring and analyzed for VOCs. Temporary groundwater monitoring wells were installed in each of the two soil borings to facilitate collection of groundwater samples. The two groundwater samples collected were analyzed for VOCs. The soil and groundwater sampling locations are illustrated on Figure 2. The soil boring logs for DP-1 and DP-2 are provided in Appendix A.

VOCs were detected in both soil samples and both groundwater samples collected from borings DP-1 and DP-2 during the CRI Phase II ESA. The VOCs detected are all petroleum related compounds, with the possible exception of chloromethane, detected in both groundwater samples. Chloromethane is a breakdown product and can form when chlorine, such as that found in municipal water, is in contact with decaying organic material. Chloromethane can also be a laboratory contaminant. Chloromethane was not detected in the groundwater sample from MW-8. The laboratory report for DP-1 and DP-2 is provided in Appendix B.

The nature of the VOCs present in the CRI Phase II ESA samples collected on site, exhibited evidence of considerable degradation due to weathering of the gasoline from this historical release. Heavier end VOCs were more prevalent than the lighter end constituents in all four of the samples collected on site. Lighter end VOCs, such as benzene are more readily degraded than heavier end constituents such as trimethylbenzenes. The 1,3,5-trimethylbenzene concentration in the soil sample from boring DP-2 exceeded the risk screening level indicative of residual petroleum product in soil pores that was in place at that time. The trimethylbenzene concentrations exceeded the current groundwater protection RCLs. The Phase II soil and groundwater sample results are summarized on Table 1 and Table 2, respectively.



UST Closure Report: Midwest reviewed the CRI Underground Storage Tank Closure Report for the used oil UST (CRI – December 2010). In November 2010 the used oil UST was removed from the site. Inspection of the tank revealed several corrosion holes approximately 1/8 the 1/4 inch in diameter. Upon cutting open the tank approximately 100 gallons of sludge was observed to be present. The tank excavation was approximately 5.5 feet wide, 8 feet long and 4 feet deep and revealed apparent signs of petroleum contamination including petroleum odor and stained soils. The soil observed in the excavation was brown clay.

ChemReport conducted the Tank System Site Assessment by collecting one soil sample (SS-1) from obviously contaminated soil at the base of the excavation for laboratory analysis. The soil sample SS-1 was analyzed for diesel range organics (DRO), gasoline range organics (GRO), petroleum volatile organic compounds (PVOCs) and naphthalene. Laboratory results confirmed the presence of petroleum soil contamination. The laboratory results for soil sample SS-1 are summarized on Table 1.

Soil sample SS-1 exhibited benzene, ethylbenzene, toluene, xylenes and naphthalene concentrations exceeding their respective RCLs for the protection of groundwater. Naphthalene exceeded the Chapter NR 746 Wisconsin Administrative Code (WAC) indicator of residual (free-phase) petroleum in soil pores that was in place at the time. Naphthalene also exceeded the current non-industrial direct contact RCL. The laboratory report is provided in Appendix B.

3.0 SITE AND LOCAL CHARACTERISTICS

3.1 Site and Local Geology

The Phase II ESA activities revealed approximately 3 to 4 feet of fill material consisting of sand and clay overlying native clay. Layers of sand and silt were encountered at 7 to 8 feet bls and extended to the termination depth of the soil borings at 15 and 16 feet.

Local topography (within one mile of the site) exhibits low to moderate relief from 620 to 650 feet above mean sea level (MSL) and generally slopes to the east toward Lake Michigan (USGS 1958 and 1971).

Locally, unconsolidated deposits range in thickness between 50 and 100 feet, which is also the anticipated thickness of unconsolidated deposits beneath the site. (Trotta and Cotter, 1973). The local glacial/surficial geology is composed of glacial lake deposits. Glacial lake deposits consist of stratified

clay, silt, sand and gravel (Hadley and Pelham 1976). The local bedrock is composed of the following units (from top to bottom) (Mudrey, Brown, and Greenburg, 1982):

- Undifferentiated Silurian Age dolomite formations
- Maquoketa Formation Ordovician age shales, dolomites, and dolomitic shales
- Sennipee Group dolomites with limestones and shales
- Ancell Group sandstones with minor limestones, shales and conglomerates
- Prairie Du Chien Group dolomites with some sandstone and shale
- Cambrian age sandstones with dolomites and shales, and
- Precambrian crystalline rock

3.2 Site and Local Hydrogeology

Saturated conditions were encountered at approximately 12 feet below land surface (bls) at the site during the Phase II ESA activities. Depth to water at MW-8, located at the southeast corner of the intersection of 60th St. and 30th Ave. has historically been approximately 10 feet bls. Shallow aquifers are not typically used for water supply purposes, but may act as a conduit for groundwater contaminant migration.

Water supply wells typically draw from the dolomites and sandstones several hundred feet below the surface. Regional groundwater flow is to the east – southeast toward Lake Michigan. Groundwater flow at the Mueller's Auto site directly across 60th street to the north of the subject site is toward the southeast and appears to be influenced by deep utility trenches beneath adjacent streets that may be acting to drain groundwater in the area. Consequently, it is anticipated that groundwater flow at the Suggar Property will be generally toward the east with possible influence by utility trenches beneath the adjacent right-of-ways.

3.3 Local Contaminant Pathways and Receptors

The potential for utilities on, and adjacent to the site, to act as preferred pathways for contaminant migration will be assessed as part of the site investigation. Potable water at the site and in the vicinity is supplied by the Kenosha municipal water utility. Lake Michigan, approximately one mile to the east of the site is the nearest potentially affected surface water body.

There are a number of buried utilities present adjacent to the site beneath 33rd Avenue and 60th Street. These utilities include storm and sanitary sewer trenches that appear to intersect the water table which is

at approximately 8 to 10 feet bls. In particular there is a storm sewer beneath 60th Street that, based on records obtained from the City of Kenosha Public Works department, extends to a depth of about 21 feet bls, well into the saturated zone at the site.

The groundwater flow at other contaminated sites in the area appears to be influenced by deep utility trenches beneath 60th Street. There is a potential that groundwater contamination from these sites is migrating to the 21-foot deep storm sewer trench beneath 60th Street which may be acting as a preferential migration pathway. As part of the investigation at the Mueller's site, CRI evaluated three sites located along 60th St. that are listed on the WDNR Geographic Information System (GIS) site registry. The two sites located to the north of 60th St. exhibited groundwater flow toward the southeast similar to that observed at the Mueller's site. The third site which is located on the south side of 60th St. exhibited groundwater flow toward the northeast. Based on this pattern, it appears that an overall easterly groundwater flow anticipated in the area may locally be converging on the storm sewer trench that may be acting as a drain by providing an avenue of preferential groundwater flow.

Potable water at the site is supplied by the Kenosha Water Utility. Therefore, the potential for potable water at the site to be impacted by contamination from the former USTs is extremely remote.

3.4 Local Contaminant Sources Assessment

Based on general knowledge of the area surrounding the site along with a review of the WDNR GIS and Bureau of Remediation and Redevelopment Tracking System (BRRTS) databases, there are several contaminated sites located along 60th St. in the vicinity of the site. Several of the sites are located to the west or generally up-gradient hydraulically from the Suggar Property site. The historical site data does not appear to indicate the presence of contamination migrating to the Suggar Property from off-site sources. If site investigation data indicates the potential for contaminant migration to the property from off-site sources, additional investigation of such sources and impacts may be warranted.

4.0 SOIL INVESTIGATION

The purpose of the soil investigation is to define the degree, and distribution/extent of contamination in soils at the site. In addition, subsurface materials will be characterized facilitate evaluation of contaminant exposure pathways and to allow development of an appropriate response to contamination at the site. The investigative activities will be conducted in accordance with MEC standard operating procedures (SOPs), which are available upon request.

4.1 Investigative Strategy

Midwest will use direct-push soil boring and sampling techniques to facilitate rapid and cost effective definition of the magnitude and extent of soil contamination. This approach is also warranted due to the limited space on site in which to work. Initially, nine soil borings will be conducted at the locations illustrated on Figure 3. The locations selected are based on currently available site information and are designed to collect data pertaining to the vertical and horizontal extent of soil contamination at the site, as well as facilitate the design of a potential groundwater monitoring well network.

4.2 Field Activities

Soil investigation activities are anticipated to include the following:

- Performance of nine soil borings to estimated depths of 16 to 20 feet bls, for the purpose of defining the horizontal and vertical extents of contamination (proposed locations are illustrated in Figure 3). Additional soil borings may be necessary based on field observations to meet NR 716 requirements.
- Collection of soil samples at four foot intervals to the termination depth of the borings for visual observation and characterization of the soil type and screening of soil samples for the presence of volatile organic vapors with a photoionization detector (PID).
- Collection and storage of soil cuttings for proper disposal.
- Preparation of boring logs indicating sample interval depths, observations, locations of various strata, saturation conditions, and other geologic information.
- Collection of one or more soil samples from each soil boring location for laboratory analysis to facilitate definition of the degree and extent (vertical and horizontal) of soil contamination and allow evaluation of contaminant exposure pathways. Additional soil samples may be selected for laboratory analysis based on field observations to meet NR 716 requirements.

4.3 Soil Sample Laboratory Analysis

An estimated nine to eighteen soil samples will be selected from the soil borings in order to provide definition of the degree of contamination and the vertical and horizontal extent of contamination. The samples will be submitted to a state-certified laboratory to be analyzed for VOCs and lead. Soil samples collected in the vicinity of the former used oil UST location will be additionally analyzed for polynuclear aromatic hydrocarbons (PAHs) and cadmium.

A trip blank to be analyzed for VOCs will accompany the sample containers into the field and back to the laboratory to identify potential cross-contamination of the samples.

5.0 GROUNDWATER INVESTIGATION

The purpose of the groundwater investigation is to define the degree and distribution/extent of groundwater contamination at the site as well as facilitate evaluation of contaminant exposure pathways. In addition, hydrogeologic conditions will be characterized to allow development of an appropriate response to contamination at the site. The investigative activities will be conducted in accordance with MEC standard operating procedures (SOPs), which are available upon request.

5.1 Investigative Strategy

MEC will use direct-push boring and sampling techniques including temporary groundwater monitoring wells to facilitate rapid and cost effective definition of the magnitude and extent of groundwater contamination. This approach is also warranted due to the limited space on site in which to work. Initially, ten groundwater sampling attempts will be conducted at the locations illustrated on Figure 3. The locations selected are based on currently available site information and are designed to collect data pertaining to the degree and horizontal extent of groundwater contamination at the site, as well as facilitate the design of a potential groundwater monitoring well network.



5.2 Field Activities

The groundwater investigation activities are anticipated to include the following:

- Installation of approximately nine temporary groundwater monitoring wells to estimated depths of 16 to 20 feet bls. Additional monitoring wells may be necessary based on field observations to meet NR 716 requirements.
- Collection of groundwater samples from the temporary monitoring wells as well as monitoring well MW-8 for laboratory analysis.

5.3 Groundwater Sample Laboratory Analysis

Groundwater samples will be collected and submitted to a state-certified laboratory to be analyzed for VOCs. Analysis of samples for additional parameters, such polychlorinated biphenyls (PCBs), PAHs and dissolved lead and cadmium, for the characterization of used oil groundwater contamination will be contemplated for subsequent groundwater sampling events, based on the initial sampling results.

A trip blank to be analyzed for VOCs will accompany the sample containers into the field and back to the laboratory to identify potential cross-contamination of the samples.

6.0 SITE INVESTIGATION SCHEDULE

MEC will implement the field sampling activities shortly after submittal of this SIWP. The site investigation activities at the site are anticipated to proceed according to the following schedule:

	<u>Months Following</u> <u>SIWP Submittal</u>
➤ Initial soil and groundwater investigation activities completed:	2
➤ Initial soil and groundwater investigation data received:	3
➤ Data evaluation and determination of subsequent activities:	4



These time frames are approximate and may deviate due to circumstances such as MEC internal scheduling, subcontractor coordination, field results, and changes to the scope of service as may be required based on site conditions encountered in the field.

7.0 CERTIFICATION

This Site Investigation Work Plan has been prepared in accordance with generally accepted engineering and hydrogeologic principles and practices of this time and location.

The recommended scope of services presented herein has been developed from consideration of the project characteristics and interpretation of available information. Because only limited information is available, MEC reserves the right to modify actual site activities based on subsequent findings.

The locations of the soil borings and monitoring wells have been selected to delineate the extent of contamination. If the contamination is found to be more extensive than anticipated, appropriate modifications to the Site Investigation Work Plan may be necessary.

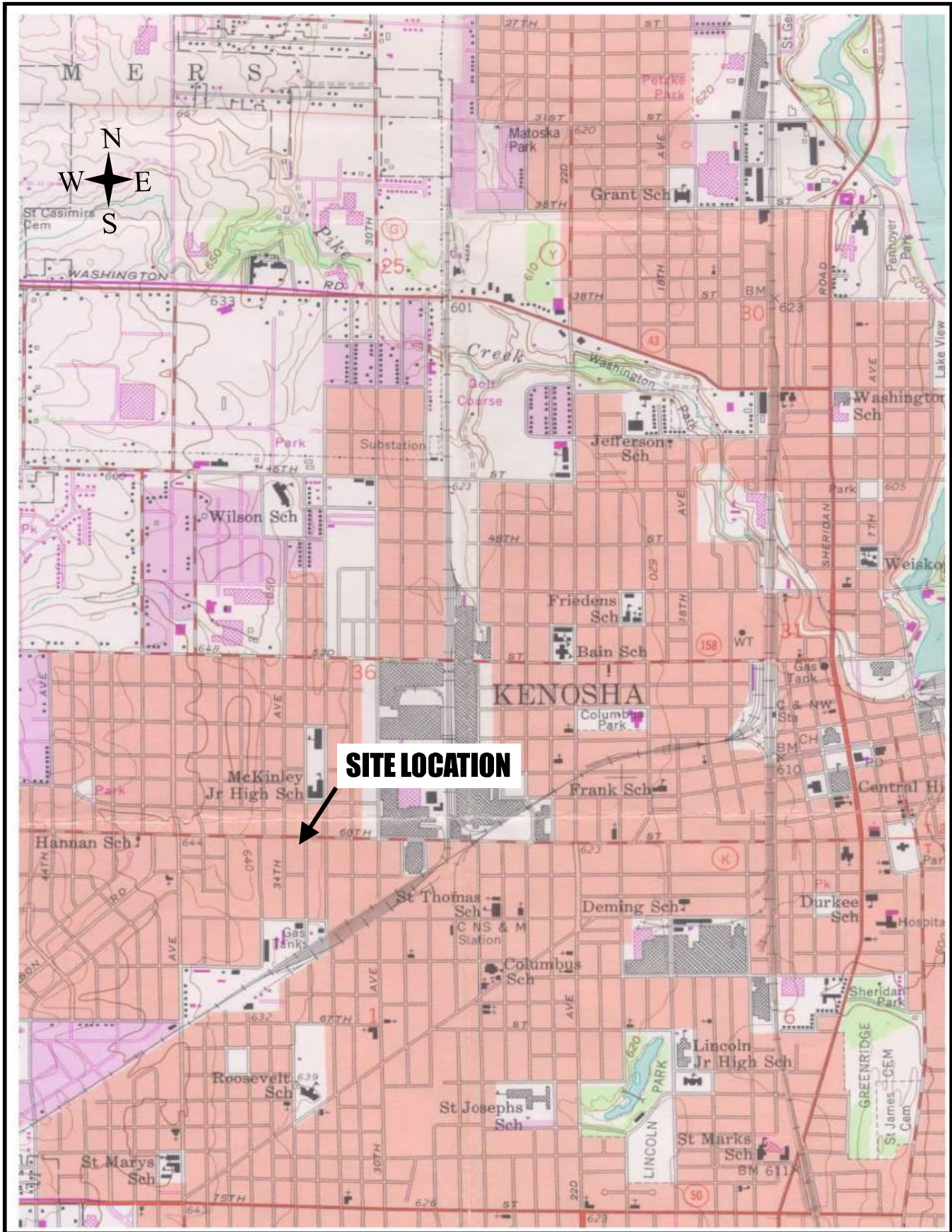
This Site Investigation Work Plan was prepared by Midwest Environmental Consulting.

I, Sean Cranley, hereby certify that I am a hydrogeologist as that term is defined in chapter NR 712.03(1), Wis. Adm. Code, and that, to the best of my knowledge, all of the information contained in this document is correct and the document was prepared in compliance with all applicable requirements in Chapters NR 700 to 726, Wis. Adm. Code.

A handwritten signature in blue ink that reads 'Sean Cranley'. The signature is written in a cursive style and is positioned above a horizontal line.

Sean Cranley, P.G.
Principal Hydrogeologist

FIGURES



Site Location Map	
Date Approved:	Figure
10/11/16	1
Date Drawn:	
Scale:	1 of 3
Not Scaled	
Drawn By:	
S. Cranley	

Project Title and Address

FIGURE 1
SITE LOCATION MAP
 Suggar Property
 3301 60th Street
 Kenosha, WI 53144





60th STREET

MW-8

FORMER FUEL
DISPENSER ISLAND

GP-12

B-2



DP-1

B-1

BUILDING AT 3305 – 60th STREET

OFFICE

33rd AVENUE

DP-2

SS-1
USED OIL
TANK
EXCAVATION

SHOP AREA

LEGEND

- ◆ = TANK CLOSURE SAMPLE 2010
- = SOIL BORING LOCATION 2010
- = SOIL BORING LOCATION 2006
- = SOIL BORING LOCATION 1995
- ◊ = MONITORING WELL

GARAGE

CARPORT

SCALE AND LOCATIONS
ARE APPROXIMATE

ALLEY



Approved By:
Sean Cranley

Figure:

Date Approved:
10/11/16

2

Date Drawn:
10/11/16

2 of 3

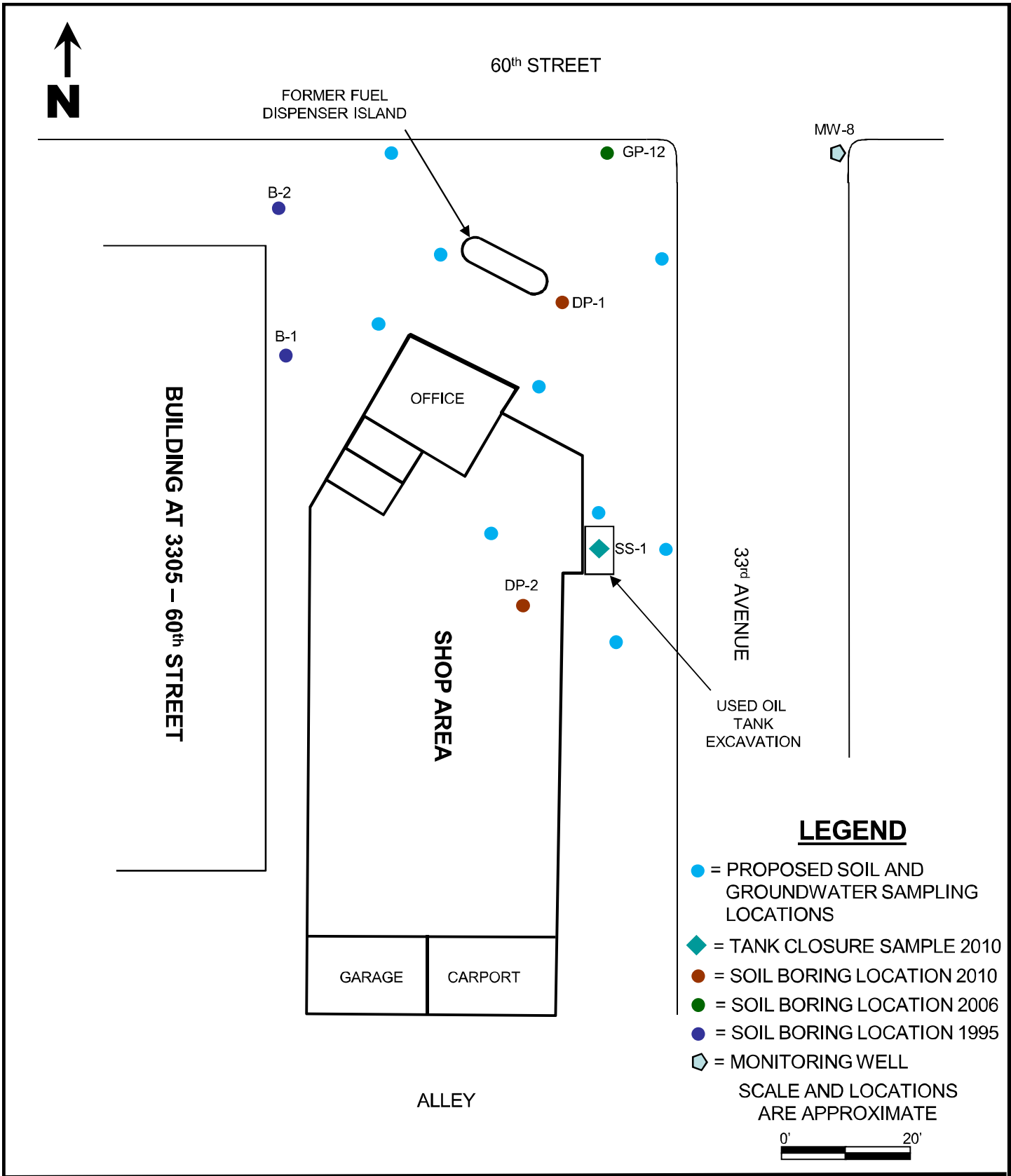
Drawn By:
Sean Cranley

FIGURE 2

HISTORICAL SAMPLING LOCATIONS

3301 – 60th STREET
KENOSHA, WI





Approved By: Sean Cranley	Figure: 3
Date Approved: 10/11/16	
Date Drawn: 10/11/16	3 of 3
Drawn By: Sean Cranley	

FIGURE 3
PROPOSED DIRECT-PUH SAMPLING LOCATIONS
3301 – 60th STREET
KENOSHA, WI



**Site Investigation Work Plan
3301 – 60th Street
Kenosha, WI**



TABLES

TABLE 1 (Page 1 of 1)
Historical Soil Sample Results Summary
Suggar Property
Key Environmental 1995, ChemReport 2006 to 2010

Sampling Location	B-1	B-2	GP-12	GP-12	MW-8	MW-8	DP-1	DP-2	SS-1	NR 720 RCLs	
Sample Depth (ft-bls)	9.0'-11.0'	11.0'-13.0'	7.0'-8.0'	11.0'-12.0'	8.5'-10.0'	16.0'-17.5'	14'-15'	13'-14'	4'	Groundwater Protection	Non-Industrial Direct Contact
Collection Date	04/13/95	04/13/95	04/25/06	04/25/06	04/3/08	04/3/08	08/5/10	08/5/10	11/9/10		
Parameter VOCs (ug/kg)											
Benzene	NA	NA	<25.0	<25.0	<29	<30	<500	<1,000	743	5.1	1,490
Ethylbenzene	NA	NA	114	33.8	<29	<30	<500	<1,000	3,860	1,570	7,470
Naphthalene	NA	NA	NA	NA	190	<61	<500	<1,000	7,370	658.2	5,150
Toluene	NA	NA	29.7	<25.0	<29	<30	<500	<1,000	7,860	1,107.20	818,000
1,2,4-Trimethylbenzene	NA	NA	145	<25.0	<29	42	<500	<1,000	16,300	1,382.1 (1)	89,800
1,3,5-Trimethylbenzene	NA	NA	58.4	<25.0	<29	<30	<500	59,600	5,210	1,382.1 (1)	182,000
Xylenes	NA	NA	229	49.1	120	<91	<500	12,300	20,780	3,960	260,000
n-Butylbenzene	NA	NA	NA	NA	NA	NA	3,700	<1,620	NA	NS	108,000
n-Propylbenzene	NA	NA	NA	NA	NA	NA	2,040	28,000	NA	NS	264,000
sec-Butylbenzene	NA	NA	NA	NA	NA	NA	3,150	7,690	NA	NS	145,000
Isopropylbenzene	NA	NA	NA	NA	NA	NA	<500	4,310	NA	NS	268,000
p-Isopropyltoluene	NA	NA	NA	NA	NA	NA	<500	4,560	NA	NS	162,000
GRO/DRO (mg/kg)											
GRO	3.5	22	43.4	109	120	<6.1	NA	NA	188	NS	NS
DRO	NA	NA	NA	NA	9.0	<4.6	NA	NA	2,130	NS	NS

Notes:

Table includes detected analytes only.

Soil sample ID indicates depth of sample, e.g. sample B-1 (9.0'-11.0') was collected from soil boring location B-1 from the depth interval between 9.0 and 11.0 feet below land surface.

Soil borings B-1 and B-2 advanced by Key Environmental. All others advanced by ChemReport.

Italicized Type indicates a contaminant concentration above the groundwater protection RCL, which may result in exceedance of groundwater quality standards.

Bold Type indicates contaminant a concentration exceeding the non-industrial direct contact exposure RCL in the upper four feet of the subsurface, which may pose a risk to human health through

(1) The groundwater protection RCL applies to combined trimethylbenzenes.

RCL = Residual Contaminant Level

VOCs = Volatile Organic Compounds

GRO = Gasoline Range Organics

DRO = Diesel Range Organics

NA = Not Analyzed

NS = No Standard

TABLE 2 (Page 1 of 1)
Groundwater Sample Analytical Results Summary
Sugar Property
ChemReport - July & August 2010

Sample ID	GP-12W	DP-1W	DP-2W	MW-8 (1)	NR 140 GQS	
Sample Collection Date	04/25/06	08/05/10	08/05/10	07/14/10	PAL	ES
Analyte						
VOCs (ug/l)						
n-Butylbenzene	NA	3.5	1.4	42.4	NS	NS
sec-Butylbenzene	NA	7.1	1.0	17.2	NS	NS
Chloromethane	NA	0.37	0.54	<2.4	3	30
Ethylbenzene	<5.00	<0.54	<0.54	774	140	700
Isopropylbenzene	NA	4.5	1.1	149	NS	NS
p-Isopropyltoluene	NA	<0.67	<0.67	8.8	NS	NS
n-Propylbenzene	NA	4.9	4.7	480	NS	NS
1,2,4-Trimethylbenzene	<5.00	1.7	15.4	1,140	96 (2)	480 (2)
1,3,5-trimethylbenzene	<5.00	<0.83	1.4	<8.3	96 (2)	480 (2)
Xylenes	<5.00	<1.63	<1.63	473.5	400	2,000

Notes:

Table includes detected analytes only

Italic type indicates concentration exceeds preventive action limit

Bold type indicates concentration exceeds enforcement standard

GQSs = Groundwater Quality Standards

PAL = Preventive Action Limit

ES = Enforcement Standard

VOCs = Volatile Organic Compounds (Samples DP-1W through DP-7W)

NS = No Standard

NA = Not Analyzed

(1) = MW-8 is located adjacent to the curb on the east side of 33rd Ave. and the south side of 60th St. and is associated with the Mueller's Auto site at 3300 - 60th St.

(2) = Groundwater quality standards for trimethylbenzene (TMB) are for the combined total concentrations of 1,2,4-TMB and 1,3,5-TMB.

**Site Investigation Work Plan
3301 – 60th Street
Kenosha, WI**



**APPENDIX A
ChemReport Phase II ESA Related Boring Logs & Well Construction Details**

Route To: Watershed/Wastewater Waste Management
Remediation/Revelpment Other

Page 1 of 1

Facility/Project Name <u>Mueller's Auto Sales and Service</u>		License/Permit/Monitoring Number _____		Boring Number <u>GP-12</u>	
Boring Drilled By: Name of crew chief (first, last) and Firm First Name: _____ Last Name: _____ Firm: <u>Kitson Environmental</u>		Date Drilling Started <u>04/24/2006</u> m m d d y y y y	Date Drilling Completed <u>04/24/2006</u> m m d d y y y y	Drilling Method <u>Geoprobe</u>	
WI Unique Well No.	DNR Well ID No.	Well Name	Final Static Water Level _____ Feet MSL	Surface Elevation _____ Feet MSL	Borehole Diameter _____ inches
Local Grid Origin <input type="checkbox"/> (estimated: <input type="checkbox"/>) or Boring Location <input checked="" type="checkbox"/> State Plane _____ N, _____ E S/C/N <u>SE 1/4 of SW 1/4 of Section 36, T 2 N, R 22 E W</u>			Lat _____ Long _____	Local Grid Location <input type="checkbox"/> N <input type="checkbox"/> E <input type="checkbox"/> S _____ Feet <input type="checkbox"/> W	
Facility ID	County <u>Kenosha</u>	County Code _____	Civil Town/City/Village <u>Kenosha</u>		

Sample Number and Type	Length Att. & Recovered (in)	Blow Counts	Depth in Feet (Below ground surface)	Soil/Rock Description And Geologic Origin For Each Major Unit	USCS	Graphic Log	Well Diagram	PID/FID	Soil Properties					RQD/Comments
									Compressive Strength	Moisture Content	Liquid Limit	Plasticity Index	P 200	
			1	<u>Cone</u> <u>Sandy Clay</u>	<u>Fill</u>									
			2											
			3											
			4	<u>As above</u>				<u>0</u>						
			5	<u>clay, Gry, SFF</u>	<u>CI</u>									
			6											
			7	<u>F-M Sand, Brn, Dmp</u>	<u>SP</u>			<u>0</u>						
			8											
			9	<u>clay, Gry, SFT</u>	<u>CI</u>									
			10	<u>F-M Sand, Brn</u>	<u>SP</u>									
			11	<u>Gray last 1' slight</u>										
			12	<u>Gas odor</u>				<u>100</u>						

I hereby certify that the information on this form is true and correct to the best of my knowledge.

Signature Sean Rowley Firm Chem Report, Inc.

Route To: Watershed/Wastewater Waste Management
Remediation/Revelopment Other

Page 1 of 2

Facility/Project Name <u>Mueller's Auto Sales and Service</u>			License/Permit/Monitoring Number _____		Boring Number <u>MW-8</u>
Boring Drilled By: Name of crew chief (first, last) and Firm First Name: _____ Last Name: _____ Firm: <u>Gestra Engineering</u>			Date Drilling Started <u>04/03/2008</u> m m d d y y y y	Date Drilling Completed <u>04/03/2008</u> m m d d y y y y	Drilling Method <u>HSA</u>
WI Unique Well No.	DNR Well ID No.	Well Name <u>MW-</u>	Final Static Water Level _____ Feet MSL	Surface Elevation _____ Feet MSL	Borehole Diameter <u>8</u> inches
Local Grid Origin <input type="checkbox"/> (estimated: <input type="checkbox"/>) or Boring Location <input type="checkbox"/>			Local Grid Location		
State Plane _____ N, _____ E S/C/N			Lat _____ " _____ "	_____ Feet <input type="checkbox"/> N <input type="checkbox"/> E _____ Feet <input type="checkbox"/> S <input type="checkbox"/> W	
SE 1/4 of SW 1/4 of Section <u>36</u> , T <u>2</u> N, R <u>22</u> W			Long _____ " _____ "		
Facility ID _____		County <u>Kenosha</u>	County Code _____	Civil Town/City/Village <u>Kenosha</u>	

Sample Number and Type	Length Air. & Recovered (in)	Blow Counts	Depth in Feet (Below ground surface)	Soil/Rock Description And Geologic Origin For Each Major Unit	USCS	Graphic Log	Well Diagram	PID/FID	Soil Properties					ROD/Comments	
									Compressive Strength	Moisture Content	Liquid Limit	Plasticity Index	P 200		
			1	Clay, Brn, Mottled, sst	Fill			0							
			2												
			3												
			4	F. Sand, Brn, Dmp	Fill			0							
			5												
			6												
			7	F-M Sand, Brn, Dmp	Fill			0							
			8												
			9	As Above, Gry, mst	Fill			78							
			10	moderate odor											
			11												
			12	Silt w/ F. Sand, Gry, wet	Fill			46							

I hereby certify that the information on this form is true and correct to the best of my knowledge.

Signature Sean Rowley Firm Chem Report, Inc.

This form is authorized by Chapters 281, 283, 289, 291, 292, 293, 295, and 299, Wis. Stats. Completion of this form is mandatory. Failure to file this form may result in forfeiture of between \$10 and \$25,000, or imprisonment for up to one year, depending on the program and conduct involved. Personally identifiable information on this form is not intended to be used for any other purpose. NOTE: See instructions for more information, including where the completed form should be sent.

Facility/Project Name <u>Mueller's Auto Sales</u>		Local Grid Location of Well ft. <input type="checkbox"/> N. <input type="checkbox"/> S. <input type="checkbox"/> E. <input type="checkbox"/> W.		Well Name <u>MW-8</u>	
Facility License, Permit or Monitoring No.		Local Grid Origin (estimated: <input type="checkbox"/>) or Well Location <input type="checkbox"/>		Wis. Unique Well No. DNR Well ID No.	
Facility ID		St. Plane _____ ft. N. _____ ft. E. S/C/N		Date Well Installed <u>0410312008</u> m m d d y y y y	
Type of Well Well Code <u>1</u>		Section Location of Waste/Source <u>SE 1/4 of SW 1/4 of Sec. 36, T. 2 N, R. 22 E W</u>		Well Installed By: Name (first, last) and Firm <u>Wis. Soil Testing</u>	
Distance from Waste/Source _____ ft.		Location of Well Relative to Waste/Source u <input type="checkbox"/> Upgradient s <input type="checkbox"/> Sidegradient d <input type="checkbox"/> Downgradient n <input type="checkbox"/> Not Known		Gov. Lot Number	

12. USCS classification of soil near screen:
 GP GM GC GW SW SP
 SM SC ML MH CL CH
 Bedrock

13. Sieve analysis performed? Yes No

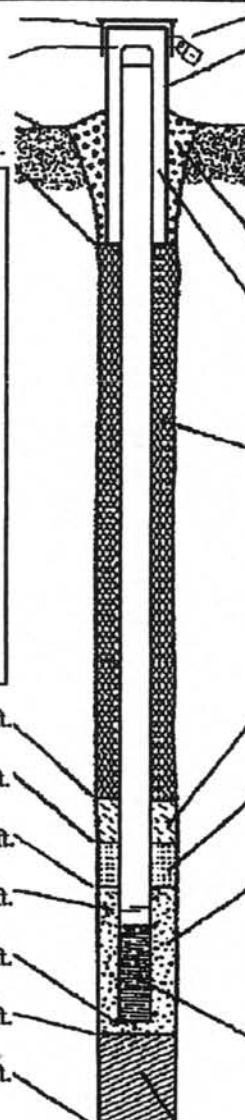
14. Drilling method used: Rotary 50
 Hollow Stem Auger 41
 Other

15. Drilling fluid used: Water 02 Air 01
 Drilling Mud 03 None 99

16. Drilling additives used? Yes No

Describe _____

17. Source of water (attach analysis, if required):



A. Protective pipe, top elevation _____ ft. MSL

B. Well casing, top elevation _____ ft. MSL

C. Land surface elevation _____ ft. MSL

D. Surface seal, bottom _____ ft. MSL or _____ ft.

E. Bentonite seal, top _____ ft. MSL or 1.0 ft.

F. Fine sand, top _____ ft. MSL or 5.5 ft.

G. Filter pack, top _____ ft. MSL or 6.5 ft.

H. Screen joint, top _____ ft. MSL or 7.5 ft.

I. Well bottom _____ ft. MSL or 17.5 ft.

J. Filter pack, bottom _____ ft. MSL or 17.5 ft.

K. Borehole, bottom _____ ft. MSL or 17.5 ft.

L. Borehole, diameter 8.0 in.

M. O.D. well casing 2.0 in.

N. I.D. well casing 1.9 in.

1. Cap and lock? Yes No

2. Protective cover pipe:
 a. Inside diameter: 1.0 in.
 b. Length: 1.0 ft.
 c. Material: Steel 04
 Other

3. Surface seal: Bentonite 30
 Concrete 01
 Other

4. Material between well casing and protective pipe:
 Bentonite 30
 Other

5. Annular space seal: a. Granular/Chipped Bentonite 33
 b. _____ Lbs/gal mud weight ... Bentonite-sand slurry 35
 c. _____ Lbs/gal mud weight ... Bentonite slurry 31
 d. _____ % Bentonite ... Bentonite-cement grout 50
 e. _____ Ft³ volume added for any of the above
 f. How installed: Tremie 01
 Tremie pumped 02
 Gravity 08

6. Bentonite seal: a. Bentonite granules 33
 b. 1/4 in. 3/8 in. 1/2 in. Bentonite chips 32
 c. _____ Other

7. Fine sand material: Manufacturer, product name & mesh size
 a. Silica Sand
 b. Volume added 1.0 cu ft.

8. Filter pack material: Manufacturer, product name & mesh size
 a. Flint Sand
 b. Volume added 11.0 cu ft.

9. Well casing: Flush threaded PVC schedule 40 23
 Flush threaded PVC schedule 80 24
 Other

10. Screen material: PVC
 a. Screen type: Factory cut 11
 Continuous slot 01
 Other

b. Manufacturer _____
 c. Slot size: 0.010 in.
 d. Slotted length: 1.0 ft.

11. Backfill material (below filter pack): None 14
 Other

I hereby certify that the information on this form is true and correct to the best of my knowledge.

Signature [Signature] Firm Chem Report, Inc.

Please complete both Forms 4400-113A and 4400-113B and return them to the appropriate DNR office and bureau. Completion of these reports is required by chs. 160, 281, 283, 289, 291, 292, 293, 295, and 299, Wis. Stats., and ch. NR 141, Wis. Adm. Code. In accordance with chs. 281, 289, 291, 292, 293, 295, and 299, Wis. Stats., failure to file these forms may result in a forfeiture of between \$10 and \$25,000, or imprisonment for up to one year, depending on the program and conduct involved. Personally identifiable information on these forms is not intended to be used for any other purpose. NOTE: See the instructions for more information, including where the completed forms should be sent.

SOIL BORING LOG INFORMATION

Facility/Project Name 3301-60th St. Kenosha, WI		License/Permit/Monitoring Number		Boring Number DP-1	
Boring Drilled By: Name of crew chief (first, last) and Firm First Name: Dirk Last Name: Firm: Kirtson Environmental		Date Drilling Started 08,05,2010 mm dd yyyy	Date Drilling Completed 08,05,2010 mm dd yyyy	Drilling Method Direct Push	
WI Unique Well No.	DNR Well ID No.	Well Name DP-1	Final Static Water Level Feet MSL	Surface Elevation Feet MSL	Borehole Diameter 2 inches
Local Grid Origin <input type="checkbox"/> (estimated: <input type="checkbox"/>) or Boring Location <input type="checkbox"/>		State Plane N, E S/C/N		Local Grid Location <input type="checkbox"/> N <input type="checkbox"/> E <input type="checkbox"/> S <input type="checkbox"/> W	
NE 1/4 of NW 1/4 of Section 1, T 1 N, R 22 E/W		Lat 0 ' "	Long 0 ' "	Feet	
Facility ID	County Kenosha	County Code	Civil Town/City/ or Village Kenosha		

Sample Number and Type	Length Atr. & Recovered (in)	Blow Counts	Depth in Feet (Below ground surface)	Soil/Rock Description And Geologic Origin For Each Major Unit	USCS	Graphic Log	Well Diagram	PID/FID	Soil Properties					ROD/ Comments
									Compressive Strength	Moisture Content	Liquid Limit	Plasticity Index	P 200	
			1	2" Asphalt 4" Foundry sand clay, brn, dmp	Fill									
			2	clay w/sand, blk, dmp	Fill			0						
			3	clay w/sand, brn-grey, sff, mst	cl/sf									
			4		cl/sf									
			5	As above				0						
			6											
			7											
			8	F. Sand, tan, dmp, slight odor silt, sff, dmp, slight odor clay w/ F. Sand	sp ml cl									
			9	M. Sand w/gravel, dmp,	sp									
			10					83						
			11	mod. odor, staining 1" silt in tip										
			12											

I hereby certify that the information on this form is true and correct to the best of my knowledge.

Signature: [Signature] Firm: Chem Report, Inc.

SOIL BORING LOG INFORMATION

Facility/Project Name: 3301-60F St. Kenosha, WI License/Permit/Monitoring Number: _____ Boring Number: DP-2

Boring Drilled By: Name of crew chief (first, last) and Firm
 First Name: Dirk Last Name: _____ Date Drilling Started: 08/05/2010 Date Drilling Completed: 08/05/2010 Drilling Method: Direct Push

Firm: Kitson Environmental

WI Unique Well No. _____ DNR Well ID No. _____ Well Name: DP-2 Final Static Water Level _____ Feet MSL Surface Elevation _____ Feet MSL Borehole Diameter: 2 inches

Local Grid Origin (estimated:) or Boring Location
 State Plane _____ N. _____ E S/C/N Lat _____ Local Grid Location N E
NE 1/4 of NW 1/4 of Section 1, T. 1 N, R. 22 W Long _____ Feet S _____ Feet W

Facility ID _____ County: Kenosha County Code _____ Civil Town/City/ or Village: Kenosha

Sample Number and Type	Length At. & Recovered (in)	Blow Counts	Depth in Feet (Below ground surface)	Soil/Rock Description And Geologic Origin For Each Major Unit	USCS	Graphic Log	Well Diagram	PID/FID	Soil Properties					RQD/ Comments	
									Compressive Strength	Moisture Content	Liquid Limit	Plasticity Index	P 200		
2' recovery				4" concrete											
			1	clay w/ sand Brn-DK Brn F. Sand, tan, dmp	Fill										
			2	Clay, gray, SFT, wet	Fill			0							
			3												
			4	F-M Sand, brn, dmp											
			5	clay, gray, SFT F-M Sand, dmp											
			6	Clay, gray, SFT, wet	cl			0							
			7												
			8	F-M Sand, dmp, brn	SP										
			9												
			10												
			11	Clay w/ sand, SFT, wet	cl										
		12													

I hereby certify that the information on this form is true and correct to the best of my knowledge.

Signature: [Signature] Firm: Cheer Report, Inc.

**Site Investigation Work Plan
3301 – 60th Street
Kenosha, WI**



**APPENDIX B
ChemReport Phase II ESA and Tank Removal Laboratory Reports**

ChemReport, Inc.
4515 Washington Rd.
Kenosha, WI 53144

Project: Mueller's Auto
Project Number: N/A
Project Manager: Sean Cranley

Lab ID: B604414
Reported: 05/12/06 17:24

Petroleum Volatile Organic Compounds (PVOC) by Method 8021B
TestAmerica Analytical - Buffalo Grove

Analyte	Result	Reporting Limit	Units	Dilution	Batch	Prepared	Analyzed	Method	Notes
GP-8 (7'-8') (B604414-07) Soil Sampled: 04/25/06 13:10 Received: 04/27/06 15:10									
Benzene	ND	25.0	ug/kg dry	50	6050156	05/06/06	05/06/06	EPA SW846 8021B	
Ethylbenzene	ND	25.0	"	"	"	"	"	"	
Methyl tert-butyl ether	ND	25.0	"	"	"	"	"	"	
Toluene	ND	25.0	"	"	"	"	"	"	
1,2,4-Trimethylbenzene	49.9	25.0	"	"	"	"	"	"	
1,3,5-Trimethylbenzene	ND	25.0	"	"	"	"	"	"	
Total Xylenes	41.3	25.0	"	"	"	"	"	"	
<i>Surrogate: 4-BFB</i>		104 %	60-120		"	"	"	"	

GP-8W (B604414-08) Water Sampled: 04/25/06 13:25 Received: 04/27/06 15:10									
Benzene	ND	0.500	ug/l	1	6050159	05/06/06	05/07/06	EPA SW846 8021B	09, QC
Ethylbenzene	ND	5.00	"	"	"	"	"	"	
Methyl tert-butyl ether	ND	0.480	"	"	"	"	"	"	
Toluene	ND	5.00	"	"	"	"	"	"	
1,2,4-Trimethylbenzene	ND	5.00	"	"	"	"	"	"	
1,3,5-Trimethylbenzene	ND	5.00	"	"	"	"	"	"	
Total Xylenes	ND	5.00	"	"	"	"	"	"	
<i>Surrogate: 4-BFB</i>		102 %	70-120		"	"	"	"	

GP-12 (7'-8') (B604414-09) Soil Sampled: 04/25/06 14:00 Received: 04/27/06 15:10									
Benzene	ND	25.0	ug/kg dry	50	6050156	05/06/06	05/08/06	EPA SW846 8021B	
Ethylbenzene	114	25.0	"	"	"	"	"	"	
Methyl tert-butyl ether	ND	25.0	"	"	"	"	"	"	
Toluene	29.7	25.0	"	"	"	"	"	"	
1,2,4-Trimethylbenzene	145	25.0	"	"	"	"	"	"	
1,3,5-Trimethylbenzene	58.4	25.0	"	"	"	"	"	"	
Total Xylenes	229	25.0	"	"	"	"	"	"	
<i>Surrogate: 4-BFB</i>		113 %	60-120		"	"	"	"	

TestAmerica Analytical - Buffalo Grove

The results in this report apply to the samples analyzed in accordance with the chain of custody document. This analytical report must be reproduced in its entirety.

Reviewed & Approved by: 
Margaret Knies, Project Manager

ChemReport, Inc.
4515 Washington Rd.
Kenosha, WI 53144

Project: Mueller's Auto
Project Number: N/A
Project Manager: Sean Cranley

Lab ID: B604414
Reported: 05/12/06 17:24


Petroleum Volatile Organic Compounds (PVOC) by Method 8021B
TestAmerica Analytical - Buffalo Grove

Analyte	Result	Reporting Limit	Units	Dilution	Batch	Prepared	Analyzed	Method	Notes
GP-12 (11'-12') (B604414-10) Soil Sampled: 04/25/06 14:05 Received: 04/27/06 15:10									
Benzene	ND	25.0	ug/kg dry	50	6050156	05/06/06	05/09/06	EPA SW846 8021B	
Ethylbenzene	33.8	25.0	"	"	"	"	"	"	
Methyl tert-butyl ether	ND	25.0	"	"	"	"	"	"	
Toluene	ND	25.0	"	"	"	"	"	"	
1,2,4-Trimethylbenzene	ND	25.0	"	"	"	"	"	"	
1,3,5-Trimethylbenzene	ND	25.0	"	"	"	"	"	"	
Total Xylenes	49.1	25.0	"	"	"	"	"	"	
<i>Surrogate: 4-BFB</i>		107 %	60-120		"	"	"	"	

GP-12W (B604414-11) Water Sampled: 04/25/06 14:10 Received: 04/27/06 15:10									O9, QC
Analyte	Result	Reporting Limit	Units	Dilution	Batch	Prepared	Analyzed	Method	Notes
Benzene	ND	0.500	ug/l	1	6050159	05/06/06	05/07/06	EPA SW846 8021B	
Ethylbenzene	ND	5.00	"	"	"	"	"	"	
Methyl tert-butyl ether	ND	0.480	"	"	"	"	"	"	
Toluene	ND	5.00	"	"	"	"	"	"	
1,2,4-Trimethylbenzene	ND	5.00	"	"	"	"	"	"	
1,3,5-Trimethylbenzene	ND	5.00	"	"	"	"	"	"	
Total Xylenes	ND	5.00	"	"	"	"	"	"	
<i>Surrogate: 4-BFB</i>		106 %	70-120		"	"	"	"	

TestAmerica Analytical - Buffalo Grove

The results in this report apply to the samples analyzed in accordance with the chain of custody document. This analytical report must be reproduced in its entirety.

Reviewed & Approved by: 

Margaret Knies, Project Manager

CHAIN OF CUSTODY REPORT

Client: <u>Chem Report, Inc.</u>	Bill To: <u>Same</u>	TAT: <u>STD</u> 4 DAY 3 DAY 2 DAY 1 DAY <24 HRS.
Address: <u>4515 Washington Rd.</u>	Address:	<input type="checkbox"/> YES - TAT is critical <input type="checkbox"/> NO - TAT is not critical
<u>Kenosha, WI 53144</u>	Terms: <u>Net 30 days</u>	Received at laboratory: <input type="checkbox"/> ambient <input checked="" type="checkbox"/> ice
Report to: <u>Phone #: (262) 654-7020</u>	State & Program: <u>WI CUST</u>	Phone #: <u> </u>
E-mail: <u>scott@chemreport.com</u>	Phone #: <u> </u>	Fax #: <u> </u>
Project Name: <u>Mueller's Auto</u>		Deliverable Package: <input type="checkbox"/> STD <input type="checkbox"/> Other
Project #/PO#: <u> </u>		Delivery Method: <input checked="" type="checkbox"/> TAT Client <input type="checkbox"/> Shipped <input type="checkbox"/> Courier
Sampler: <u>SOC</u>		

FIELD ID	LOCATION	DATE COLLECTED	TIME COLLECTED	SAMPLE MATRIX	# of Bottles Preservative Used							TOTAL # OF BOTTLES	DO NOT CHECKWEIGHT CORRECT RESULTS	SAMPLE FIELD/ANALYZED	GRO	PDOCs	ANALYSIS TYPE	SAMPLE CONTROL	THIS SECTION FOR LAB USE ONLY
					NaOH	NaHCO3	HCl	HNO3	H2SO4	NaOH	NONE								
1	GP-11 (5'-6')	4/25/06	10:00	S	1						1	2		X	X			3604414 01	
2	GP-11W		10:35	GW		3					3							02	
3	GP-10 (7'-8')		11:10	S	1						1	2		X				03	
4	GP-10W		11:35	GW		3					3							04	
5	GP-9 (7'-8')		12:10	S	1						1	2		X				05	
6	GP-9W		12:35	GW		3					3							06	
7	GP-8 (7'-8')		1:10	S	1						1	2		X				07	
8	GP-8W		1:25	GW		3					3							08	
9	GP-12 (7'-8')		2:00	S	1						1	2		X				09	
10	GP-12 (11'-12')		2:05	S	1						1	2		X				10	

RELINQUISHED	DATE	RECEIVED	DATE	RELINQUISHED	DATE	RECEIVED	DATE
<u>Sam Lamb</u>		<u>[Signature]</u>	<u>4/25/06</u>	<u>[Signature]</u>	<u>4/25/06</u>	<u>[Signature]</u>	<u>4/25/06</u>
RELINQUISHED	DATE	RECEIVED	DATE	RELINQUISHED	DATE	RECEIVED	DATE

COMMENTS: S = Soil, GW = Groundwater

PAGE 1 OF 2

CHAIN OF CUSTODY REPORT

Client: Chem Report, Inc.		Bill To: Edna	TAT: (STD) 4 DAY 3 DAY 2 DAY 1 DAY <24 HRS.
Address: 4515 Washington Rd. Kenosha, WI 53144		Address:	<input type="checkbox"/> YES - TAT is critical <input type="checkbox"/> NO - TAT is not critical
Report to: E-mail: stanley@chemreport.com		State & Program: WI LUST	Received at laboratory: <input type="checkbox"/> ambient <input checked="" type="checkbox"/> Ice
Phone #: (262) 654-7070		Phone #: { }	Deliverable Package: <input type="checkbox"/> STD <input type="checkbox"/> Other
Fax #: (262) 654-7025		Fax #: { }	Delivery Method: <input type="checkbox"/> TAT Client <input type="checkbox"/> Shipped <input type="checkbox"/> Courier

Project Name: Mueller's Auto	Project #/PO#:	Sampler: SOC	DATE COLLECTED	TIME COLLECTED	SAMPLE MATRIX	# of Bottles Preservative Used						TOTAL # OF BOTTLES	DO NOT DRINK/USE FOR DIRECT RESULTS	ANALYSIS TYPE	SAMPLE CONTROL	LABORATORY ID NUMBER
						NaOH	NaHCO3	HCl	HNO3	H2SO4	NaOH					
1	GP-12W		4/29/06	2:10	140		3				3	X			B604214-11	
2																
3																
4																
5																
6																
7																
8																
9																
10																

RELINQUISHED	DATE	RECEIVED	DATE	RELINQUISHED	DATE	RECEIVED	DATE
<i>Stanley</i>		<i>[Signature]</i>	4/29/06	<i>[Signature]</i>	4/29/06	<i>[Signature]</i>	4/29/06
RELINQUISHED	TIME	RECEIVED	TIME	RELINQUISHED	TIME	RECEIVED	TIME
			11:00				11:00

April 10, 2008

Client: ChemReport Inc.
4515 Washington Road
Kenosha, WI 53144

Work Order: WRD0200
Project Name: Muellers Auto
Project Number: [none]

Attn: Mr. Sean Cranley

Date Received: 04/07/08

An executed copy of the chain of custody is also included as an addendum to this report.

If you have any questions relating to this analytical report, please contact your Laboratory Project Manager at 1-800-833-7036

SAMPLE IDENTIFICATION	LAB NUMBER	COLLECTION DATE AND TIME
MW8 (8.5-10)	WRD0200-01	04/03/08 10:35
MW8 (16-17.5)	WRD0200-02	04/03/08 11:03

Samples were received into laboratory at a temperature of 14 °C.

Wisconsin Certification Number: 128053530

The Chain(s) of Custody, 2 pages, are included and are an integral part of this report.

Unless subcontracted, volatiles analyses (including VOC, PVO, GRO, BTEX, and TPH gasoline) performed by TestAmerica Watertown at 1101 Industrial Drive, Units 9&10. All other analyses performed at the address shown in the heading of this report.

Approved By:



TestAmerica Watertown
Brian DeJong For Dan F. Milewsky
Project Manager

ChemReport Inc.
4515 Washington Road
Kenosha, WI 53144
Mr. Sean Cranley

Work Order: WRD0200
Project: Muellers Auto
Project Number: [none]

Received: 04/07/08
Reported: 04/10/08 11:06

ANALYTICAL REPORT

Analyte	Sample Result	Data Qualifiers	Units	MRL	Dilution Factor	Date Analyzed	Analyst	Seq/ Batch	Method
Sample ID: WRD0200-01 (MW8 (8.5-10) - Solid/Soil)						Sampled: 04/03/08 10:35			
General Chemistry Parameters									
% Solids	86		%	NA	1	04/08/08 10:43	CLJ	8040219	SW 5035
GC VOLATILES									
Benzene	<29		ug/kg dry	29	1	04/08/08 13:13	aba	8040211	SW 8021
Ethylbenzene	<29		ug/kg dry	29	1	04/08/08 13:13	aba	8040211	SW 8021
Methyl tert-Butyl Ether	<29		ug/kg dry	29	1	04/08/08 13:13	aba	8040211	SW 8021
Naphthalene	190		ug/kg dry	58	1	04/08/08 13:13	aba	8040211	SW 8021
Toluene	<29		ug/kg dry	29	1	04/08/08 13:13	aba	8040211	SW 8021
1,2,4-Trimethylbenzene	<29		ug/kg dry	29	1	04/08/08 13:13	aba	8040211	SW 8021
1,3,5-Trimethylbenzene	<29		ug/kg dry	29	1	04/08/08 13:13	aba	8040211	SW 8021
Xylenes, total	120		ug/kg dry	87	1	04/08/08 13:13	aba	8040211	SW 8021
Gasoline Range Organics	120		mg/kg dry	5.8	1	04/08/08 13:13	aba	8040211	WDNR GRO
<i>Surr: 4-Bromofluorobenzene (80-200%)</i>	<i>126 %</i>								
GC SEMIVOLATILES									
Diesel Range Organics	9.0		mg/kg dry	4.4	0.767	04/09/08 05:41	JTS	8040228	WDNR DRO
Sample ID: WRD0200-02 (MW8 (16-17.5) - Solid/Soil)						Sampled: 04/03/08 11:03			
General Chemistry Parameters									
% Solids	82		%	NA	1	04/08/08 10:43	CLJ	8040219	SW 5035
GC VOLATILES									
Benzene	<30		ug/kg dry	30	1	04/10/08 01:22	pju	8040250	SW 8021
Ethylbenzene	<30		ug/kg dry	30	1	04/10/08 01:22	pju	8040250	SW 8021
Methyl tert-Butyl Ether	<30		ug/kg dry	30	1	04/10/08 01:22	pju	8040250	SW 8021
Naphthalene	<61		ug/kg dry	61	1	04/10/08 01:22	pju	8040250	SW 8021
Toluene	<30		ug/kg dry	30	1	04/10/08 01:22	pju	8040250	SW 8021
1,2,4-Trimethylbenzene	42		ug/kg dry	30	1	04/10/08 01:22	pju	8040250	SW 8021
1,3,5-Trimethylbenzene	<30		ug/kg dry	30	1	04/10/08 01:22	pju	8040250	SW 8021
Xylenes, total	<91		ug/kg dry	91	1	04/10/08 01:22	pju	8040250	SW 8021
Gasoline Range Organics	<6.1		mg/kg dry	6.1	1	04/10/08 01:22	pju	8040250	WDNR GRO
<i>Surr: 4-Bromofluorobenzene (80-200%)</i>	<i>0.00 %</i>								
<i>Surr: 4-Bromofluorobenzene (80-200%)</i>	<i>100 %</i>								
GC SEMIVOLATILES									
Diesel Range Organics	<4.6		mg/kg dry	4.6	0.753	04/09/08 04:59	JTS	8040228	WDNR DRO

ChemReport Inc.
4515 Washington Road
Kenosha, WI 53144
Mr. Sean Cranley

Work Order: WRD0200
Project: Muellers Auto
Project Number: [none]

Received: 04/07/08
Reported: 04/10/08 11:06

SAMPLE EXTRACTION DATA

Parameter	Batch	Lab Number	Wt/Vol Extracted	Extracted Vol	Date	Analyst	Extraction Method
GC SEMIVOLATILES							
WDNR DRO	8040228	WRD0200-01	33	2	04/08/08 12:51	JTS	Default Prep GC-Sen
WDNR DRO	8040228	WRD0200-02	33	2	04/08/08 12:51	JTS	Default Prep GC-Sen

ChemReport Inc.
4515 Washington Road
Kenosha, WI 53144
Mr. Sean Cranley

Work Order: WRD0200
Project: Muellers Auto
Project Number: [none]

Received: 04/07/08
Reported: 04/10/08 11:06

LABORATORY BLANK QC DATA

Analyte	Seq/ Batch	Source Result	Spike Level	Units	MDL	MRL	Result	Dup Result	% REC	Dup %REC	% REC Limits	RPD RPD	RPD Limit	Q
GC VOLATILES														
Benzene	8040211			ug/kg wet	N/A	25	<25							
Ethylbenzene	8040211			ug/kg wet	N/A	25	<25							
Methyl tert-Butyl Ether	8040211			ug/kg wet	N/A	25	<25							
Naphthalene	8040211			ug/kg wet	N/A	50	<50							
Toluene	8040211			ug/kg wet	N/A	25	<25							
1,2,4-Trimethylbenzene	8040211			ug/kg wet	N/A	25	<25							
1,3,5-Trimethylbenzene	8040211			ug/kg wet	N/A	25	<25							
Xylenes, total	8040211			ug/kg wet	N/A	75	<75							
Gasoline Range Organics	8040211			mg/kg wet	N/A	5.0	<5.0							
<i>Surrogate: 4-Bromofluorobenzene</i>	<i>8040211</i>			ug/kg wet					104		80-200			
Benzene	8040250			ug/kg wet	N/A	25	<25							
Ethylbenzene	8040250			ug/kg wet	N/A	25	<25							
Methyl tert-Butyl Ether	8040250			ug/kg wet	N/A	25	<25							
Naphthalene	8040250			ug/kg wet	N/A	50	<50							
Toluene	8040250			ug/kg wet	N/A	25	<25							
1,2,4-Trimethylbenzene	8040250			ug/kg wet	N/A	25	<25							
1,3,5-Trimethylbenzene	8040250			ug/kg wet	N/A	25	<25							
Xylenes, total	8040250			ug/kg wet	N/A	75	<75							
Gasoline Range Organics	8040250			mg/kg wet	N/A	5.0	<5.0							
<i>Surrogate: 4-Bromofluorobenzene</i>	<i>8040250</i>			ug/kg wet					100		80-200			
GC SEMIVOLATILES														
Diesel Range Organics	8040228			mg/kg wet	N/A	5.0	<5.0							

ChemReport Inc.
4515 Washington Road
Kenosha, WI 53144
Mr. Sean Cranley

Work Order: WRD0200
Project: Muellers Auto
Project Number: [none]

Received: 04/07/08
Reported: 04/10/08 11:06

CCV QC DATA

Analyte	Seq/ Batch	Source Result	Spike Level	Units	MDL	MRL	Result	Dup Result	% REC	Dup %REC	% REC Limits	RPD RPD	RPD Limit	Q
GC VOLATILES														
Benzene	8D08006		2000.0	ug/kg wet	N/A	N/A	1900		95		85-115			
Ethylbenzene	8D08006		2000.0	ug/kg wet	N/A	N/A	1910		96		85-115			
Methyl tert-Butyl Ether	8D08006		2000.0	ug/kg wet	N/A	N/A	1870		94		85-115			
Naphthalene	8D08006		2000.0	ug/kg wet	N/A	N/A	1770		89		80-120			
Toluene	8D08006		2000.0	ug/kg wet	N/A	N/A	1900		95		85-115			
1,2,4-Trimethylbenzene	8D08006		2000.0	ug/kg wet	N/A	N/A	1910		95		85-115			
1,3,5-Trimethylbenzene	8D08006		2000.0	ug/kg wet	N/A	N/A	1910		95		85-115			
Xylenes, total	8D08006		6000.0	ug/kg wet	N/A	N/A	5760		96		85-115			
Gasoline Range Organics	8D08006		20.000	mg/kg wet	N/A	N/A	19.9		99		80-120			
<i>Surrogate: 4-Bromofluorobenzene</i>	<i>8D08006</i>			ug/kg wet					<i>105</i>		<i>85-115</i>			
Benzene	8D09006		2000.0	ug/kg wet	N/A	N/A	1810		91		85-115			
Ethylbenzene	8D09006		2000.0	ug/kg wet	N/A	N/A	1820		91		85-115			
Methyl tert-Butyl Ether	8D09006		2000.0	ug/kg wet	N/A	N/A	1820		91		85-115			
Naphthalene	8D09006		2000.0	ug/kg wet	N/A	N/A	1700		85		80-120			
Toluene	8D09006		2000.0	ug/kg wet	N/A	N/A	1810		91		85-115			
1,2,4-Trimethylbenzene	8D09006		2000.0	ug/kg wet	N/A	N/A	1810		91		85-115			
1,3,5-Trimethylbenzene	8D09006		2000.0	ug/kg wet	N/A	N/A	1820		91		85-115			
Xylenes, total	8D09006		6000.0	ug/kg wet	N/A	N/A	5490		91		85-115			
Gasoline Range Organics	8D09006		20.000	mg/kg wet	N/A	N/A	18.9		95		80-120			
<i>Surrogate: 4-Bromofluorobenzene</i>	<i>8D09006</i>			ug/kg wet					<i>103</i>		<i>85-115</i>			
GC SEMIVOLATILES														
Diesel Range Organics	8D08007		1000.0	mg/kg wet	N/A	N/A	877		88		80-120			
Diesel Range Organics	8D08007		1000.0	mg/kg wet	N/A	N/A	1080		108		80-120			
Diesel Range Organics	8D08007		1000.0	mg/kg wet	N/A	N/A	1080		108		80-120			

ChemReport Inc.
 4515 Washington Road
 Kenosha, WI 53144
 Mr. Sean Cranley

Work Order: WRD0200
 Project: Muellers Auto
 Project Number: [none]

Received: 04/07/08
 Reported: 04/10/08 11:06

LABORATORY DUPLICATE QC DATA

Analyte	Seq/ Batch	Source Result	Spike Level	Units	MDL	MRL	Result	% REC	Dup %REC	% REC Limits	RPD RPD	RPD Limit	Q
General Chemistry Parameters													
QC Source Sample: WRD0216-02													
% Solids	8040219	78.8		%	N/A	N/A	76.4				3	20	
QC Source Sample: WRD0200-01													
% Solids	8040219	86.4		%	N/A	N/A	86.9				1	20	

ChemReport Inc.
4515 Washington Road
Kenosha, WI 53144
Mr. Sean Cranley

Work Order: WRD0200
Project: Muellers Auto
Project Number: [none]

Received: 04/07/08
Reported: 04/10/08 11:06

LCS/LCS DUPLICATE QC DATA

Analyte	Seq/ Batch	Source Result	Spike Level	Units	MDL	MRL	Result	Dup Result	% REC	Dup %REC	% REC Limits	RPD	RPD Limit	Q
GC VOLATILES														
Benzene	8040211		5000.0	ug/kg wet	N/A	N/A	4880	4860	98	97	80-120	1	20	
Ethylbenzene	8040211		5000.0	ug/kg wet	N/A	N/A	4980	4940	100	99	80-120	1	20	
Methyl tert-Butyl Ether	8040211		5000.0	ug/kg wet	N/A	N/A	4850	5160	97	103	80-120	6	20	
Naphthalene	8040211		5000.0	ug/kg wet	N/A	N/A	4890	5650	98	113	80-120	14	20	
Toluene	8040211		5000.0	ug/kg wet	N/A	N/A	4950	4920	99	98	80-120	1	20	
1,2,4-Trimethylbenzene	8040211		5000.0	ug/kg wet	N/A	N/A	4980	4920	100	98	80-120	1	20	
1,3,5-Trimethylbenzene	8040211		5000.0	ug/kg wet	N/A	N/A	4990	4920	100	98	80-120	1	20	
Xylenes, total	8040211		15000	ug/kg wet	N/A	N/A	14900	14700	99	98	80-120	1	20	
Gasoline Range Organics	8040211		50.000	mg/kg wet	N/A	N/A	55.0	55.7	110	111	80-120	1	20	
<i>Surrogate: 4-Bromofluorobenzene</i>	<i>8040211</i>			ug/kg wet					<i>104</i>	<i>111</i>	<i>80-120</i>			
Benzene	8040250		5000.0	ug/kg wet	N/A	N/A	4890	4780	98	96	80-120	2	20	
Ethylbenzene	8040250		5000.0	ug/kg wet	N/A	N/A	4980	4930	100	99	80-120	1	20	
Methyl tert-Butyl Ether	8040250		5000.0	ug/kg wet	N/A	N/A	5010	4940	100	99	80-120	1	20	
Naphthalene	8040250		5000.0	ug/kg wet	N/A	N/A	5140	5480	103	110	80-120	6	20	
Toluene	8040250		5000.0	ug/kg wet	N/A	N/A	4930	4890	99	98	80-120	1	20	
1,2,4-Trimethylbenzene	8040250		5000.0	ug/kg wet	N/A	N/A	4960	4960	99	99	80-120	0	20	
1,3,5-Trimethylbenzene	8040250		5000.0	ug/kg wet	N/A	N/A	4960	4950	99	99	80-120	0	20	
Xylenes, total	8040250		15000	ug/kg wet	N/A	N/A	14800	14800	99	98	80-120	1	20	
Gasoline Range Organics	8040250		50.000	mg/kg wet	N/A	N/A	56.7	55.1	113	110	80-120	3	20	
<i>Surrogate: 4-Bromofluorobenzene</i>	<i>8040250</i>			ug/kg wet					<i>103</i>	<i>108</i>	<i>80-120</i>			
GC SEMIVOLATILES														
Diesel Range Organics	8040228		80.000	mg/kg wet	N/A	5.0	73.5	76.7	92	96	70-120	4	20	

ChemReport Inc.
4515 Washington Road
Kenosha, WI 53144
Mr. Sean Cranley

Work Order: WRD0200
Project: Muellers Auto
Project Number: [none]

Received: 04/07/08
Reported: 04/10/08 11:06

CERTIFICATION SUMMARY

TestAmerica Watertown

Method	Matrix	Nelac	Wisconsin
SW 5035	Solid/Soil	X	X
SW 8021	Solid/Soil		
WDNR DRO	Solid/Soil	X	X
WDNR GRO	Solid/Soil	X	X

DATA QUALIFIERS AND DEFINITIONS

ADDITIONAL COMMENTS

Results are reported on a wet weight basis unless otherwise noted.

TestAmerica

THE LEADER IN ENVIRONMENTAL TESTING

Watertown Division
602 Commerce Drive
Watertown, WI 53094

Phone 920-261-1660 or 800-833-7036
Fax 920-261-8120

To assist us in using the proper analytical methods,
is this work being conducted for regulatory purposes?

Compliance Monitoring _____

W200200

Client Name: Chem Report, Inc. Client #: _____

Address: 4515 Washington Rd.

City/State/Zip Code: Kenosha, WI 53144

Project Manager: Sean Cranley

Telephone Number: (262) 654-7020 Fax: (262) 654-7025

Sampler Name: (Print Name) Sean Cranley

Sampler Signature: [Signature]

Project Name: Mueller's Auto

Project #: _____

Site/Location ID: _____ State: _____

Report To: _____

Invoice To: _____

Quote #: _____ PO#: _____

Standard <input checked="" type="checkbox"/> Standard <input type="checkbox"/> Rush (surcharges may apply)	Date Needed:	Date Sampled	Time Sampled	G = Grab, C = Composite Field Filtered	Matrix SL - Sludge DW - Drinking Water GW - Groundwater S - Soil/Solid WW - Wastewater Specify Other	Preservation & # of Containers							Analyze For:	QC Deliverables None Level 2 (Batch QC) Level 3 Level 4 Other: _____	REMARKS			
						HNO ₃	HCl	NaOH	H ₂ SO ₄	Methanol	None	Other (Specify)						
		MW-8 (8.5'-10.0')	4/3/08 10:35	G	S					1	2			X	X	X		
		MW-8 (16.0'-17.5')	↓ 11:03	↓	↓					1	2			X	X	X		

Special Instructions:

PECFA U+C

LABORATORY COMMENTS:

Init Lab Temp: 14'

Rec Lab Temp: _____

Custody Seals: Y N
Bottles Supplied by TestAmerica: N

Method of Shipment: Dunham

Relinquished By: <u>[Signature]</u>	Date: <u>4/14/08</u>	Time: _____	Received By: <u>[Signature]</u>	Date: <u>4/17/08</u>	Time: <u>0835</u>
Relinquished By: _____	Date: _____	Time: _____	Received By: _____	Date: _____	Time: _____
Relinquished By: _____	Date: _____	Time: _____	Received By: _____	Date: _____	Time: _____

TestAmerica

THE LEADER IN ENVIRONMENTAL TESTING

Watertown Division
602 Commerce Drive
Watertown, WI 53094

Phone 920-261-1660 or 800-833-7036
Fax 920-261-8120

To assist us in using the proper analytical methods,
is this work being conducted for regulatory purposes?

Compliance Monitoring _____

Client Name: Chem Report, Inc. Client #: _____
Address: 4515 Washington Rd.
City/State/Zip Code: Kenosha, WI 53144
Project Manager: Sean Crowley
Telephone Number: (262) 654-7020 Fax: (262) 654-7025
Sampler Name: (Print Name) Sean Crowley
Sampler Signature: [Signature]

Project Name: Mueller's Auto
Project #: _____
Site/Location ID: _____ State: _____
Report To: _____
Invoice To: _____
Quote #: _____ PO#: _____

E-mail address: scrowley@chemreport.co

TAT Standard Rush (surcharges may apply)	Date Needed:	Date Sampled	Time Sampled	G = Grab, C = Composite	Field Filtered	Matrix	Preservation & # of Containers										Analyze For:	QC Deliverables None Level 2 (Batch QC) Level 3 Level 4 Other: _____	REMARKS						
						SL - Sludge DW - Drinking Water GW - Groundwater S - Soil/Solid WW - Wastewater Specify Other	HNO3	HCl	NaOH	H2SO4	Methanol	None	Other (Specify)												

Matrix: SL
Preservation & # of Containers: 1 2
Analyze For: GRD PRO PPOC + Naphthalene

Special Instructions: PECFA U+C

Relinquished By: <u>[Signature]</u> Date: <u>4/2/08</u> Time: _____	Received By: <u>[Signature]</u> Date: <u>4/2/08</u> Time: <u>0835</u>	LABORATORY COMMENTS: Ink Lab Temp: <u>14'</u> Rec Lab Temp: _____ Custody Seals: Y N <u>[Signature]</u> Bottles Supplied by TestAmerica: <u>[Signature]</u> N Method of Shipment: <u>Dunham</u>
Relinquished By: _____ Date: _____ Time: _____	Received By: _____ Date: _____ Time: _____	
Relinquished By: _____ Date: _____ Time: _____	Received By: _____ Date: _____ Time: _____	

July 23, 2010

Sean Cranley
Chem Reports, Inc.
4515 Washington Road
Kenosha, WI 53144

RE: Project: 3301 60TH ST. KENOSHA
Pace Project No.: 4034608

Dear Sean Cranley:

Enclosed are the analytical results for sample(s) received by the laboratory on July 20, 2010. The results relate only to the samples included in this report. Results reported herein conform to the most current NELAC standards, where applicable, unless otherwise narrated in the body of the report.

If you have any questions concerning this report, please feel free to contact me.

Sincerely,



Kang Khang

kang.khang@pacelabs.com
Project Manager

Enclosures

REPORT OF LABORATORY ANALYSIS

Page 1 of 11

This report shall not be reproduced, except in full,
without the written consent of Pace Analytical Services, Inc..



CERTIFICATIONS

Project: 3301 60TH ST. KENOSHA

Pace Project No.: 4034608

Green Bay Certification IDs

1241 Bellevue Street, Green Bay, WI 54302

California Certification #: 09268CA

Florida/NELAP Certification #: E87948

Illinois Certification #: 200050

Kentucky Certification #: 82

Louisiana Certification #: 04168

Minnesota Certification #: 055-999-334

New York Certification #: 11888

New York Certification #: 11888

North Carolina Certification #: 503

North Dakota Certification #: R-150

South Carolina Certification #: 83006001

US Dept of Agriculture #: S-76505

Wisconsin Certification #: 405132750

Wisconsin DATCP Certification #: 105-444

REPORT OF LABORATORY ANALYSIS

Page 2 of 11

This report shall not be reproduced, except in full,
without the written consent of Pace Analytical Services, Inc..



SAMPLE SUMMARY

Project: 3301 60TH ST. KENOSHA

Pace Project No.: 4034608

Lab ID	Sample ID	Matrix	Date Collected	Date Received
4034608001	MW-8	Water	07/14/10 12:35	07/20/10 08:50

REPORT OF LABORATORY ANALYSIS

This report shall not be reproduced, except in full,
without the written consent of Pace Analytical Services, Inc..

SAMPLE ANALYTE COUNT

Project: 3301 60TH ST. KENOSHA
Pace Project No.: 4034608

Lab ID	Sample ID	Method	Analysts	Analytes Reported	Laboratory
4034608001	MW-8	EPA 8260	SMT	64	PASI-G

REPORT OF LABORATORY ANALYSIS

This report shall not be reproduced, except in full,
without the written consent of Pace Analytical Services, Inc..



ANALYTICAL RESULTS

Project: 3301 60TH ST. KENOSHA

Pace Project No.: 4034608

Sample: MW-8 **Lab ID: 4034608001** Collected: 07/14/10 12:35 Received: 07/20/10 08:50 Matrix: Water

Parameters	Results	Units	LOQ	LOD	DF	Prepared	Analyzed	CAS No.	Qual
8260 MSV Analytical Method: EPA 8260									
Benzene	<4.1	ug/L	10.0	4.1	10		07/21/10 21:59	71-43-2	
Bromobenzene	<8.2	ug/L	10.0	8.2	10		07/21/10 21:59	108-86-1	
Bromochloromethane	<9.7	ug/L	10.0	9.7	10		07/21/10 21:59	74-97-5	
Bromodichloromethane	<5.6	ug/L	10.0	5.6	10		07/21/10 21:59	75-27-4	
Bromoform	<9.4	ug/L	10.0	9.4	10		07/21/10 21:59	75-25-2	
Bromomethane	<9.1	ug/L	10.0	9.1	10		07/21/10 21:59	74-83-9	
n-Butylbenzene	42.4	ug/L	10.0	9.3	10		07/21/10 21:59	104-51-8	
sec-Butylbenzene	17.2J	ug/L	50.0	8.9	10		07/21/10 21:59	135-98-8	
tert-Butylbenzene	<9.7	ug/L	10.0	9.7	10		07/21/10 21:59	98-06-6	
Carbon tetrachloride	<4.9	ug/L	10.0	4.9	10		07/21/10 21:59	56-23-5	
Chlorobenzene	<4.1	ug/L	10.0	4.1	10		07/21/10 21:59	108-90-7	
Chloroethane	<9.7	ug/L	10.0	9.7	10		07/21/10 21:59	75-00-3	
Chloroform	<13.0	ug/L	50.0	13.0	10		07/21/10 21:59	67-66-3	
Chloromethane	<2.4	ug/L	10.0	2.4	10		07/21/10 21:59	74-87-3	
2-Chlorotoluene	<8.5	ug/L	10.0	8.5	10		07/21/10 21:59	95-49-8	
4-Chlorotoluene	<7.4	ug/L	10.0	7.4	10		07/21/10 21:59	106-43-4	
1,2-Dibromo-3-chloropropane	<16.8	ug/L	50.0	16.8	10		07/21/10 21:59	96-12-8	
Dibromochloromethane	<8.1	ug/L	10.0	8.1	10		07/21/10 21:59	124-48-1	
1,2-Dibromoethane (EDB)	<5.6	ug/L	10.0	5.6	10		07/21/10 21:59	106-93-4	
Dibromomethane	<6.0	ug/L	10.0	6.0	10		07/21/10 21:59	74-95-3	
1,2-Dichlorobenzene	<8.3	ug/L	10.0	8.3	10		07/21/10 21:59	95-50-1	
1,3-Dichlorobenzene	<8.7	ug/L	10.0	8.7	10		07/21/10 21:59	541-73-1	
1,4-Dichlorobenzene	<9.5	ug/L	10.0	9.5	10		07/21/10 21:59	106-46-7	
Dichlorodifluoromethane	<9.9	ug/L	10.0	9.9	10		07/21/10 21:59	75-71-8	
1,1-Dichloroethane	<7.5	ug/L	10.0	7.5	10		07/21/10 21:59	75-34-3	
1,2-Dichloroethane	<3.6	ug/L	10.0	3.6	10		07/21/10 21:59	107-06-2	
1,1-Dichloroethene	<5.7	ug/L	10.0	5.7	10		07/21/10 21:59	75-35-4	
cis-1,2-Dichloroethene	<8.3	ug/L	10.0	8.3	10		07/21/10 21:59	156-59-2	
trans-1,2-Dichloroethene	<8.9	ug/L	10.0	8.9	10		07/21/10 21:59	156-60-5	
1,2-Dichloropropane	<4.9	ug/L	10.0	4.9	10		07/21/10 21:59	78-87-5	
1,3-Dichloropropane	<6.1	ug/L	10.0	6.1	10		07/21/10 21:59	142-28-9	
2,2-Dichloropropane	<6.2	ug/L	10.0	6.2	10		07/21/10 21:59	594-20-7	
1,1-Dichloropropene	<7.5	ug/L	10.0	7.5	10		07/21/10 21:59	563-58-6	
cis-1,3-Dichloropropene	<2.0	ug/L	10.0	2.0	10		07/21/10 21:59	10061-01-5	
trans-1,3-Dichloropropene	<1.9	ug/L	10.0	1.9	10		07/21/10 21:59	10061-02-6	
Diisopropyl ether	<7.6	ug/L	10.0	7.6	10		07/21/10 21:59	108-20-3	
Ethylbenzene	774	ug/L	10.0	5.4	10		07/21/10 21:59	100-41-4	
Hexachloro-1,3-butadiene	<6.7	ug/L	50.0	6.7	10		07/21/10 21:59	87-68-3	
Isopropylbenzene (Cumene)	149	ug/L	10.0	5.9	10		07/21/10 21:59	98-82-8	
p-Isopropyltoluene	8.8J	ug/L	10.0	6.7	10		07/21/10 21:59	99-87-6	
Methylene Chloride	<4.3	ug/L	10.0	4.3	10		07/21/10 21:59	75-09-2	
Methyl-tert-butyl ether	<6.1	ug/L	10.0	6.1	10		07/21/10 21:59	1634-04-4	
Naphthalene	<8.9	ug/L	50.0	8.9	10		07/21/10 21:59	91-20-3	
n-Propylbenzene	480	ug/L	10.0	8.1	10		07/21/10 21:59	103-65-1	
Styrene	<8.6	ug/L	10.0	8.6	10		07/21/10 21:59	100-42-5	
1,1,1,2-Tetrachloroethane	<9.2	ug/L	10.0	9.2	10		07/21/10 21:59	630-20-6	

Date: 07/23/2010 03:50 PM

REPORT OF LABORATORY ANALYSIS

Page 5 of 11

This report shall not be reproduced, except in full,
without the written consent of Pace Analytical Services, Inc..



ANALYTICAL RESULTS

Project: 3301 60TH ST. KENOSHA

Pace Project No.: 4034608

Sample: MW-8 **Lab ID: 4034608001** Collected: 07/14/10 12:35 Received: 07/20/10 08:50 Matrix: Water

Parameters	Results	Units	LOQ	LOD	DF	Prepared	Analyzed	CAS No.	Qual
8260 MSV		Analytical Method: EPA 8260							
1,1,2,2-Tetrachloroethane	<2.0	ug/L	10.0	2.0	10		07/21/10 21:59	79-34-5	
Tetrachloroethene	<4.5	ug/L	10.0	4.5	10		07/21/10 21:59	127-18-4	
Toluene	<6.7	ug/L	10.0	6.7	10		07/21/10 21:59	108-88-3	
1,2,3-Trichlorobenzene	<7.4	ug/L	10.0	7.4	10		07/21/10 21:59	87-61-6	
1,2,4-Trichlorobenzene	<9.7	ug/L	10.0	9.7	10		07/21/10 21:59	120-82-1	
1,1,1-Trichloroethane	<9.0	ug/L	10.0	9.0	10		07/21/10 21:59	71-55-6	
1,1,2-Trichloroethane	<4.2	ug/L	10.0	4.2	10		07/21/10 21:59	79-00-5	
Trichloroethene	<4.8	ug/L	10.0	4.8	10		07/21/10 21:59	79-01-6	
Trichlorofluoromethane	<7.9	ug/L	10.0	7.9	10		07/21/10 21:59	75-69-4	
1,2,3-Trichloropropane	<9.9	ug/L	10.0	9.9	10		07/21/10 21:59	96-18-4	
1,2,4-Trimethylbenzene	1140	ug/L	10.0	9.7	10		07/21/10 21:59	95-63-6	
1,3,5-Trimethylbenzene	<8.3	ug/L	10.0	8.3	10		07/21/10 21:59	108-67-8	
Vinyl chloride	<1.8	ug/L	10.0	1.8	10		07/21/10 21:59	75-01-4	
m&p-Xylene	445	ug/L	20.0	18.0	10		07/21/10 21:59	179601-23-1	
o-Xylene	28.5	ug/L	10.0	8.3	10		07/21/10 21:59	95-47-6	
4-Bromofluorobenzene (S)	96	%	69-130		10		07/21/10 21:59	460-00-4	
Dibromofluoromethane (S)	97	%	70-134		10		07/21/10 21:59	1868-53-7	
Toluene-d8 (S)	102	%	70-130		10		07/21/10 21:59	2037-26-5	

QUALITY CONTROL DATA

Project: 3301 60TH ST. KENOSHA
Pace Project No.: 4034608

QC Batch: MSV/8465 Analysis Method: EPA 8260
QC Batch Method: EPA 8260 Analysis Description: 8260 MSV
Associated Lab Samples: 4034608001

METHOD BLANK: 329477 Matrix: Water
Associated Lab Samples: 4034608001

Parameter	Units	Blank Result	Reporting Limit	Analyzed	Qualifiers
1,1,1,2-Tetrachloroethane	ug/L	<0.92	1.0	07/21/10 13:42	
1,1,1-Trichloroethane	ug/L	<0.90	1.0	07/21/10 13:42	
1,1,2,2-Tetrachloroethane	ug/L	<0.20	1.0	07/21/10 13:42	
1,1,2-Trichloroethane	ug/L	<0.42	1.0	07/21/10 13:42	
1,1-Dichloroethane	ug/L	<0.75	1.0	07/21/10 13:42	
1,1-Dichloroethene	ug/L	<0.57	1.0	07/21/10 13:42	
1,1-Dichloropropene	ug/L	<0.75	1.0	07/21/10 13:42	
1,2,3-Trichlorobenzene	ug/L	<0.74	1.0	07/21/10 13:42	
1,2,3-Trichloropropane	ug/L	<0.99	1.0	07/21/10 13:42	
1,2,4-Trichlorobenzene	ug/L	<0.97	1.0	07/21/10 13:42	
1,2,4-Trimethylbenzene	ug/L	<0.97	1.0	07/21/10 13:42	
1,2-Dibromo-3-chloropropane	ug/L	<1.7	5.0	07/21/10 13:42	
1,2-Dibromoethane (EDB)	ug/L	<0.56	1.0	07/21/10 13:42	
1,2-Dichlorobenzene	ug/L	<0.83	1.0	07/21/10 13:42	
1,2-Dichloroethane	ug/L	<0.36	1.0	07/21/10 13:42	
1,2-Dichloropropane	ug/L	<0.49	1.0	07/21/10 13:42	
1,3,5-Trimethylbenzene	ug/L	<0.83	1.0	07/21/10 13:42	
1,3-Dichlorobenzene	ug/L	<0.87	1.0	07/21/10 13:42	
1,3-Dichloropropane	ug/L	<0.61	1.0	07/21/10 13:42	
1,4-Dichlorobenzene	ug/L	<0.95	1.0	07/21/10 13:42	
2,2-Dichloropropane	ug/L	<0.62	1.0	07/21/10 13:42	
2-Chlorotoluene	ug/L	<0.85	1.0	07/21/10 13:42	
4-Chlorotoluene	ug/L	<0.74	1.0	07/21/10 13:42	
Benzene	ug/L	<0.41	1.0	07/21/10 13:42	
Bromobenzene	ug/L	<0.82	1.0	07/21/10 13:42	
Bromochloromethane	ug/L	<0.97	1.0	07/21/10 13:42	
Bromodichloromethane	ug/L	<0.56	1.0	07/21/10 13:42	
Bromoform	ug/L	<0.94	1.0	07/21/10 13:42	
Bromomethane	ug/L	<0.91	1.0	07/21/10 13:42	
Carbon tetrachloride	ug/L	<0.49	1.0	07/21/10 13:42	
Chlorobenzene	ug/L	<0.41	1.0	07/21/10 13:42	
Chloroethane	ug/L	<0.97	1.0	07/21/10 13:42	
Chloroform	ug/L	<1.3	5.0	07/21/10 13:42	
Chloromethane	ug/L	<0.24	1.0	07/21/10 13:42	
cis-1,2-Dichloroethene	ug/L	<0.83	1.0	07/21/10 13:42	
cis-1,3-Dichloropropene	ug/L	<0.20	1.0	07/21/10 13:42	
Dibromochloromethane	ug/L	<0.81	1.0	07/21/10 13:42	
Dibromomethane	ug/L	<0.60	1.0	07/21/10 13:42	
Dichlorodifluoromethane	ug/L	<0.99	1.0	07/21/10 13:42	
Diisopropyl ether	ug/L	<0.76	1.0	07/21/10 13:42	
Ethylbenzene	ug/L	<0.54	1.0	07/21/10 13:42	
Hexachloro-1,3-butadiene	ug/L	<0.67	5.0	07/21/10 13:42	
Isopropylbenzene (Cumene)	ug/L	<0.59	1.0	07/21/10 13:42	

Date: 07/23/2010 03:50 PM

REPORT OF LABORATORY ANALYSIS

Page 7 of 11

This report shall not be reproduced, except in full,
without the written consent of Pace Analytical Services, Inc..



QUALITY CONTROL DATA

Project: 3301 60TH ST. KENOSHA

Pace Project No.: 4034608

METHOD BLANK: 329477

Matrix: Water

Associated Lab Samples: 4034608001

Parameter	Units	Blank Result	Reporting Limit	Analyzed	Qualifiers
m&p-Xylene	ug/L	<1.8	2.0	07/21/10 13:42	
Methyl-tert-butyl ether	ug/L	<0.61	1.0	07/21/10 13:42	
Methylene Chloride	ug/L	<0.43	1.0	07/21/10 13:42	
n-Butylbenzene	ug/L	<0.93	1.0	07/21/10 13:42	
n-Propylbenzene	ug/L	<0.81	1.0	07/21/10 13:42	
Naphthalene	ug/L	<0.89	5.0	07/21/10 13:42	
o-Xylene	ug/L	<0.83	1.0	07/21/10 13:42	
p-Isopropyltoluene	ug/L	<0.67	1.0	07/21/10 13:42	
sec-Butylbenzene	ug/L	<0.89	5.0	07/21/10 13:42	
Styrene	ug/L	<0.86	1.0	07/21/10 13:42	
tert-Butylbenzene	ug/L	<0.97	1.0	07/21/10 13:42	
Tetrachloroethene	ug/L	<0.45	1.0	07/21/10 13:42	
Toluene	ug/L	<0.67	1.0	07/21/10 13:42	
trans-1,2-Dichloroethene	ug/L	<0.89	1.0	07/21/10 13:42	
trans-1,3-Dichloropropene	ug/L	<0.19	1.0	07/21/10 13:42	
Trichloroethene	ug/L	<0.48	1.0	07/21/10 13:42	
Trichlorofluoromethane	ug/L	<0.79	1.0	07/21/10 13:42	
Vinyl chloride	ug/L	<0.18	1.0	07/21/10 13:42	
4-Bromofluorobenzene (S)	%	93	69-130	07/21/10 13:42	
Dibromofluoromethane (S)	%	95	70-134	07/21/10 13:42	
Toluene-d8 (S)	%	101	70-130	07/21/10 13:42	

LABORATORY CONTROL SAMPLE & LCSD: 329478

329479

Parameter	Units	Spike Conc.	LCS Result	LCSD Result	LCS % Rec	LCSD % Rec	% Rec Limits	RPD	Max RPD	Qualifiers
1,1,1-Trichloroethane	ug/L	50	53.5	52.8	107	106	70-132	1	20	
1,1,2,2-Tetrachloroethane	ug/L	50	46.7	45.4	93	91	63-130	3	20	
1,1,2-Trichloroethane	ug/L	50	48.4	47.6	97	95	70-130	2	20	
1,1-Dichloroethane	ug/L	50	52.5	51.4	105	103	70-132	2	20	
1,1-Dichloroethene	ug/L	50	57.8	55.9	116	112	70-137	3	20	
1,2-Dichloroethane	ug/L	50	53.9	52.7	108	105	70-130	2	20	
1,2-Dichloropropane	ug/L	50	49.5	47.4	99	95	70-130	4	20	
Benzene	ug/L	50	51.2	50.7	102	101	70-130	1	20	
Bromodichloromethane	ug/L	50	50.1	49.4	100	99	70-131	1	20	
Bromoform	ug/L	50	39.1	39.0	78	78	70-130	.3	20	
Bromomethane	ug/L	50	56.9	58.4	114	117	53-160	3	20	
Carbon tetrachloride	ug/L	50	56.0	55.9	112	112	70-130	.2	20	
Chlorobenzene	ug/L	50	50.0	49.1	100	98	70-130	2	20	
Chloroethane	ug/L	50	59.9	58.0	120	116	70-147	3	20	
Chloroform	ug/L	50	52.6	51.4	105	103	70-130	2	20	
Chloromethane	ug/L	50	54.2	51.4	108	103	41-137	5	20	
cis-1,2-Dichloroethene	ug/L	50	50.6	49.3	101	99	70-130	3	20	
cis-1,3-Dichloropropene	ug/L	50	46.6	46.6	93	93	70-130	.1	20	
Dibromochloromethane	ug/L	50	49.7	49.0	99	98	70-130	2	20	
Ethylbenzene	ug/L	50	52.3	51.7	105	103	70-130	1	20	

Date: 07/23/2010 03:50 PM

REPORT OF LABORATORY ANALYSIS

Page 8 of 11

This report shall not be reproduced, except in full,
without the written consent of Pace Analytical Services, Inc..



QUALITY CONTROL DATA

Project: 3301 60TH ST. KENOSHA

Pace Project No.: 4034608

LABORATORY CONTROL SAMPLE & LCSD: 329478		329479								
Parameter	Units	Spike Conc.	LCS Result	LCSD Result	LCS % Rec	LCSD % Rec	% Rec Limits	RPD	Max RPD	Qualifiers
m&p-Xylene	ug/L	100	105	103	105	103	70-130	2	20	
Methylene Chloride	ug/L	50	54.5	53.3	109	107	70-130	2	20	
o-Xylene	ug/L	50	51.9	51.6	104	103	70-130	.7	20	
Styrene	ug/L	50	52.3	52.0	105	104	70-130	.7	20	
Tetrachloroethene	ug/L	50	48.6	48.5	97	97	70-130	.2	20	
Toluene	ug/L	50	52.0	51.3	104	103	70-130	1	20	
trans-1,2-Dichloroethene	ug/L	50	57.9	56.5	116	113	70-130	3	20	
trans-1,3-Dichloropropene	ug/L	50	42.1	42.0	84	84	70-130	.4	20	
Trichloroethene	ug/L	50	52.6	50.8	105	102	70-130	3	20	
Vinyl chloride	ug/L	50	54.1	53.3	108	107	47-131	1	20	
4-Bromofluorobenzene (S)	%				98	99	69-130			
Dibromofluoromethane (S)	%				102	102	70-134			
Toluene-d8 (S)	%				103	103	70-130			

MATRIX SPIKE & MATRIX SPIKE DUPLICATE: 329770		329771											
Parameter	Units	4034596001		MS Spike Conc.	MSD Spike Conc.	MS Result	MSD Result	MS % Rec	MSD % Rec	% Rec Limits	RPD	Max RPD	Qual
		Result	Conc.	Conc.	Result	Result	% Rec	% Rec					
1,1,1-Trichloroethane	ug/L	<0.90	50	50	56.0	57.4	112	115	70-132	3	20		
1,1,2,2-Tetrachloroethane	ug/L	<0.20	50	50	49.3	52.2	99	104	61-130	6	20		
1,1,2-Trichloroethane	ug/L	<0.42	50	50	50.6	52.1	101	104	70-130	3	20		
1,1-Dichloroethane	ug/L	<0.75	50	50	53.8	55.0	108	110	70-132	2	20		
1,1-Dichloroethene	ug/L	<0.57	50	50	59.1	61.0	118	122	70-137	3	20		
1,2-Dichloroethane	ug/L	<0.36	50	50	56.5	56.7	113	113	70-133	.4	20		
1,2-Dichloropropane	ug/L	<0.49	50	50	50.4	50.6	101	101	70-130	.4	20		
Benzene	ug/L	<0.41	50	50	53.0	53.5	106	107	70-130	.8	20		
Bromodichloromethane	ug/L	<0.56	50	50	52.4	54.1	105	108	70-131	3	20		
Bromoform	ug/L	<0.94	50	50	42.7	43.3	85	87	68-130	1	20		
Bromomethane	ug/L	<0.91	50	50	61.1	62.4	122	125	47-177	2	20		
Carbon tetrachloride	ug/L	<0.49	50	50	59.3	60.6	119	121	70-149	2	20		
Chlorobenzene	ug/L	<0.41	50	50	51.3	52.7	103	105	70-130	3	20		
Chloroethane	ug/L	<0.97	50	50	61.2	60.6	122	121	66-147	1	20		
Chloroform	ug/L	<1.3	50	50	54.0	54.8	108	110	70-130	1	20		
Chloromethane	ug/L	<0.24	50	50	51.9	53.4	104	107	41-137	3	20		
cis-1,2-Dichloroethene	ug/L	<0.83	50	50	52.4	52.5	105	105	70-130	.2	20		
cis-1,3-Dichloropropene	ug/L	<0.20	50	50	49.4	50.6	99	101	70-130	2	20		
Dibromochloromethane	ug/L	<0.81	50	50	52.1	53.2	104	106	70-130	2	20		
Ethylbenzene	ug/L	<0.54	50	50	53.4	55.3	106	110	70-130	4	20		
m&p-Xylene	ug/L	<1.8	100	100	107	112	107	111	70-130	4	20		
Methylene Chloride	ug/L	<0.43	50	50	55.0	55.0	110	110	70-130	.05	20		
o-Xylene	ug/L	<0.83	50	50	54.1	55.8	108	111	70-130	3	20		
Styrene	ug/L	<0.86	50	50	54.0	55.5	108	111	13-149	3	20		
Tetrachloroethene	ug/L	<0.45	50	50	49.7	50.7	99	101	70-130	2	20		
Toluene	ug/L	<0.67	50	50	53.2	54.5	105	108	70-130	2	20		
trans-1,2-Dichloroethene	ug/L	<0.89	50	50	58.7	59.3	117	119	70-130	1	20		
trans-1,3-Dichloropropene	ug/L	<0.19	50	50	43.9	45.5	88	91	70-130	3	20		
Trichloroethene	ug/L	<0.48	50	50	53.8	55.0	108	110	70-130	2	20		

Date: 07/23/2010 03:50 PM

REPORT OF LABORATORY ANALYSIS

Page 9 of 11

This report shall not be reproduced, except in full,
without the written consent of Pace Analytical Services, Inc..



QUALITY CONTROL DATA

Project: 3301 60TH ST. KENOSHA

Pace Project No.: 4034608

MATRIX SPIKE & MATRIX SPIKE DUPLICATE: 329770 329771											
Parameter	Units	4034596001 Result	MS	MSD	MS	MSD	MS	MSD	% Rec	Max	Qual
			Spike Conc.	Spike Conc.	Result	Result	% Rec	% Rec	Limits	RPD	
Vinyl chloride	ug/L	<0.18	50	50	55.2	56.0	110	112	46-131	1	20
4-Bromofluorobenzene (S)	%						96	98	69-130		
Dibromofluoromethane (S)	%						103	101	70-134		
Toluene-d8 (S)	%						101	103	70-130		

QUALIFIERS

Project: 3301 60TH ST. KENOSHA

Pace Project No.: 4034608

DEFINITIONS

DF - Dilution Factor, if reported, represents the factor applied to the reported data due to changes in sample preparation, dilution of the sample aliquot, or moisture content.

ND - Not Detected at or above adjusted reporting limit.

J - Estimated concentration above the adjusted method detection limit and below the adjusted reporting limit.

MDL - Adjusted Method Detection Limit.

S - Surrogate

1,2-Diphenylhydrazine (8270 listed analyte) decomposes to Azobenzene.

Consistent with EPA guidelines, unrounded data are displayed and have been used to calculate % recovery and RPD values.

LCS(D) - Laboratory Control Sample (Duplicate)

MS(D) - Matrix Spike (Duplicate)

DUP - Sample Duplicate

RPD - Relative Percent Difference

NC - Not Calculable.

U - Indicates the compound was analyzed for, but not detected.

N-Nitrosodiphenylamine decomposes and cannot be separated from Diphenylamine using Method 8270. The result reported for each analyte is a combined concentration.

Pace Analytical is NELAP accredited. Contact your Pace PM for the current list of accredited analytes.

LABORATORIES

PASI-G Pace Analytical Services - Green Bay

(Please Print Clearly)

Company Name: ChemReport, Inc
 Branch/Location: Kenosha, WI
 Project Contact: Sean Cranley
 Phone: (262) 654-7020
 Project Number: _____
 Project Name: 3701 60th St. Kenosha
 Project State: WI
 Sampled By (Print): Sean Cranley
 Sampled By (Sign): [Signature]
 PO #: _____ Regulatory Program: _____



CHAIN OF CUSTODY

Preservation Codes
 A=None B=HCL C=H2SO4 D=HNO3 E=DI Water F=Methanol G=NaOH
 H=Sodium Bisulfate Solution I=Sodium Thiosulfate J=Other

FILTERED?
(YES/NO)
 PRESERVATION
(CODE)*

Y/N	N															
Pick Letter	B															
Analysis Requested	VOCs	X														

Quote #: _____
 Mail To Contact: _____
 Mail To Company: _____
 Mail To Address: _____
 Invoice To Contact: _____
 Invoice To Company: _____
 Invoice To Address: _____
 Invoice To Phone: _____

Data Package Options (billable)
 EPA Level III
 EPA Level IV

MS/MSD
 On your sample (billable)
 NOT needed on your sample

Matrix Codes
 A = Air W = Water
 B = Biota DW = Drinking Water
 C = Charcoal GW = Ground Water
 D = Oil SW = Surface Water
 S = Soil WP = Waste Water
 Sl = Sludge

PACE LAB #	CLIENT FIELD ID	COLLECTION		MATRIX	Analysis Requested
		DATE	TIME		
001	MW-8	7/14	12:35	GW	X

CLIENT COMMENTS	LAB COMMENTS (Lab Use Only)	Profile #
	3-40mL ^B	

Rush Turnaround Time Requested - Prelims (Rush TAT subject to approval/surcharge)
 Date Needed: _____

Relinquished By: [Signature] Date/Time: 7/19/10 0700
 Received By: [Signature] Date/Time: 7/19/10 1145

Transmit Prelim Rush Results by (complete what you want):
 Email #1: SCranley@chemreport.com Email #2: _____
 Telephone: _____ Fax: _____

Relinquished By: [Signature] Date/Time: 7/20/10 0850
 Received By: [Signature] Date/Time: 7/20/10 0850

Relinquished By: _____ Date/Time: _____
 Received By: _____ Date/Time: _____

Samples on HOLD are subject to special pricing and release of liability

FACE Project No. 4034608
 Receipt Temp = ROZ °C
 Sample Receipt pH OK / Adjusted NA
 Cooler Custody Seal
 Present / Not Present
 Intact / Not Intact



Sample Condition Upon Receipt

Client Name: Chem Report Project # 4034608

Courier: Fed Ex UPS USPS Client Commercial Pace Other _____

Tracking #: _____

Custody Seal on Cooler/Box Present: yes no Seals intact: yes no

Custody Seal on Samples Present: yes no Seals intact: yes no

Packing Material: Bubble Wrap Bubble Bags None Other _____

Thermometer Used NA Type of Ice: Wet Blue Dry None Samples on ice, cooling process has begun

Cooler Temperature 107 Biological Tissue Is Frozen: yes no

Temp Blank Present: yes no

Temp should be above freezing to 6°C for all sample except Biota.
 Biota Samples should be received ≤ 0°C.



Person examining contents:
 Date: 7-20-10
 Initials: BF

Comments:

Chain of Custody Present:	<input checked="" type="checkbox"/> Yes <input type="checkbox"/> No <input type="checkbox"/> N/A	1.
Chain of Custody Filled Out:	<input checked="" type="checkbox"/> Yes <input type="checkbox"/> No <input type="checkbox"/> N/A	2.
Chain of Custody Relinquished:	<input checked="" type="checkbox"/> Yes <input type="checkbox"/> No <input type="checkbox"/> N/A	3.
Sampler Name & Signature on COC:	<input checked="" type="checkbox"/> Yes <input type="checkbox"/> No <input type="checkbox"/> N/A	4.
Samples Arrived within Hold Time:	<input checked="" type="checkbox"/> Yes <input type="checkbox"/> No <input type="checkbox"/> N/A	5.
Short Hold Time Analysis (<72hr):	<input type="checkbox"/> Yes <input checked="" type="checkbox"/> No <input type="checkbox"/> N/A	6.
Rush Turn Around Time Requested:	<input type="checkbox"/> Yes <input checked="" type="checkbox"/> No <input type="checkbox"/> N/A	7.
Sufficient Volume:	<input checked="" type="checkbox"/> Yes <input type="checkbox"/> No <input type="checkbox"/> N/A	8.
Correct Containers Used:	<input checked="" type="checkbox"/> Yes <input type="checkbox"/> No <input type="checkbox"/> N/A	9.
-Pace Containers Used:	<input checked="" type="checkbox"/> Yes <input type="checkbox"/> No <input type="checkbox"/> N/A	
Containers Intact:	<input checked="" type="checkbox"/> Yes <input type="checkbox"/> No <input type="checkbox"/> N/A	10.
Filtered volume received for Dissolved tests	<input type="checkbox"/> Yes <input checked="" type="checkbox"/> No <input type="checkbox"/> N/A	11.
Sample Labels match COC:	<input checked="" type="checkbox"/> Yes <input type="checkbox"/> No <input type="checkbox"/> N/A	12.
-Includes date/time/ID/Analysis Matrix:	<u>W</u>	
All containers needing preservation have been checked.	<input type="checkbox"/> Yes <input type="checkbox"/> No <input checked="" type="checkbox"/> N/A	13.
All containers needing preservation are found to be in compliance with EPA recommendation.	<input type="checkbox"/> Yes <input type="checkbox"/> No <input checked="" type="checkbox"/> N/A	
exceptions: VOA, coliform, TOC, O&G, WI-DRO (water)	<input type="checkbox"/> Yes <input type="checkbox"/> No	Initial when completed
		Lot # of added preservative
Samples checked for dechlorination:	<input type="checkbox"/> Yes <input type="checkbox"/> No <input checked="" type="checkbox"/> N/A	14.
Headspace in VOA Vials (>6mm):	<input type="checkbox"/> Yes <input checked="" type="checkbox"/> No <input type="checkbox"/> N/A	15.
Trip Blank Present:	<input type="checkbox"/> Yes <input checked="" type="checkbox"/> No <input type="checkbox"/> N/A	16.
Trip Blank Custody Seals Present	<input type="checkbox"/> Yes <input checked="" type="checkbox"/> No <input type="checkbox"/> N/A	
Pace Trip Blank Lot # (if purchased):		

Client Notification/ Resolution: _____ Field Data Required? Y / N
 Person Contacted: _____ Date/Time: _____
 Comments/ Resolution: _____

Project Manager Review: [Signature] Date: 7/20/10

Note: Whenever there is a discrepancy affecting North Carolina compliance samples, a copy of this form will be sent to the North Carolina DEHNR Certification Office (i.e. out of hold, incorrect preservative, out of temp, incorrect containers)

August 19, 2010

Sean Cranley
Chem Reports, Inc.
4515 Washington Road
Kenosha, WI 53144

RE: Project: 3301 60TH ST.
Pace Project No.: 4035523

Dear Sean Cranley:

Enclosed are the analytical results for sample(s) received by the laboratory on August 10, 2010. The results relate only to the samples included in this report. Results reported herein conform to the most current NELAC standards, where applicable, unless otherwise narrated in the body of the report.

If you have any questions concerning this report, please feel free to contact me.

Sincerely,



Kang Khang

kang.khang@pacelabs.com
Project Manager

Enclosures

REPORT OF LABORATORY ANALYSIS

Page 1 of 20

This report shall not be reproduced, except in full,
without the written consent of Pace Analytical Services, Inc..



CERTIFICATIONS

Project: 3301 60TH ST.

Pace Project No.: 4035523

Green Bay Certification IDs

1241 Bellevue Street, Green Bay, WI 54302

California Certification #: 09268CA

Florida/NELAP Certification #: E87948

Illinois Certification #: 200050

Kentucky Certification #: 82

Louisiana Certification #: 04168

Minnesota Certification #: 055-999-334

New York Certification #: 11888

New York Certification #: 11888

North Carolina Certification #: 503

North Dakota Certification #: R-150

South Carolina Certification #: 83006001

US Dept of Agriculture #: S-76505

Wisconsin Certification #: 405132750

Wisconsin DATCP Certification #: 105-444

REPORT OF LABORATORY ANALYSIS

Page 2 of 20

This report shall not be reproduced, except in full,
without the written consent of Pace Analytical Services, Inc..

SAMPLE SUMMARY

Project: 3301 60TH ST.
Pace Project No.: 4035523

Lab ID	Sample ID	Matrix	Date Collected	Date Received
4035523001	DP-1 (14-15')	Solid	08/05/10 13:45	08/10/10 08:45
4035523002	DP-1 W	Water	08/05/10 14:00	08/10/10 08:45
4035523003	DP-2 (13-14')	Solid	08/05/10 15:25	08/10/10 08:45
4035523004	DP-2 W	Water	08/05/10 15:35	08/10/10 08:45

REPORT OF LABORATORY ANALYSIS

Page 3 of 20

This report shall not be reproduced, except in full,
without the written consent of Pace Analytical Services, Inc..

SAMPLE ANALYTE COUNT

Project: 3301 60TH ST.

Pace Project No.: 4035523

Lab ID	Sample ID	Method	Analysts	Analytes Reported	Laboratory
4035523001	DP-1 (14-15')	EPA 8260	JJB	64	PASI-G
		ASTM D2974-87	MRN	1	PASI-G
4035523002	DP-1 W	EPA 8260	SMT	64	PASI-G
4035523003	DP-2 (13-14')	EPA 8260	JJB	64	PASI-G
		ASTM D2974-87	MRN	1	PASI-G
4035523004	DP-2 W	EPA 8260	SMT	64	PASI-G

REPORT OF LABORATORY ANALYSIS

Page 4 of 20

This report shall not be reproduced, except in full,
without the written consent of Pace Analytical Services, Inc..



ANALYTICAL RESULTS

Project: 3301 60TH ST.

Pace Project No.: 4035523

Sample: DP-1 (14-15') Lab ID: 4035523001 Collected: 08/05/10 13:45 Received: 08/10/10 08:45 Matrix: Solid

Results reported on a "dry-weight" basis

Parameters	Results	Units	LOQ	LOD	DF	Prepared	Analyzed	CAS No.	Qual
8260 MSV Med Level Normal List									
Analytical Method: EPA 8260 Preparation Method: EPA 5035/5030B									
1,1,1,2-Tetrachloroethane	<500	ug/kg	1200	500	20	08/12/10 13:06	08/13/10 15:42	630-20-6	W
1,1,1-Trichloroethane	<500	ug/kg	1200	500	20	08/12/10 13:06	08/13/10 15:42	71-55-6	W
1,1,2,2-Tetrachloroethane	<500	ug/kg	1200	500	20	08/12/10 13:06	08/13/10 15:42	79-34-5	W
1,1,2-Trichloroethane	<500	ug/kg	1200	500	20	08/12/10 13:06	08/13/10 15:42	79-00-5	W
1,1-Dichloroethane	<500	ug/kg	1200	500	20	08/12/10 13:06	08/13/10 15:42	75-34-3	W
1,1-Dichloroethene	<500	ug/kg	1200	500	20	08/12/10 13:06	08/13/10 15:42	75-35-4	W
1,1-Dichloropropene	<500	ug/kg	1200	500	20	08/12/10 13:06	08/13/10 15:42	563-58-6	W
1,2,3-Trichlorobenzene	<500	ug/kg	1200	500	20	08/12/10 13:06	08/13/10 15:42	87-61-6	W
1,2,3-Trichloropropane	<500	ug/kg	1200	500	20	08/12/10 13:06	08/13/10 15:42	96-18-4	W
1,2,4-Trichlorobenzene	<500	ug/kg	1200	500	20	08/12/10 13:06	08/13/10 15:42	120-82-1	W
1,2,4-Trimethylbenzene	<500	ug/kg	1200	500	20	08/12/10 13:06	08/13/10 15:42	95-63-6	W
1,2-Dibromo-3-chloropropane	<1650	ug/kg	5000	1650	20	08/12/10 13:06	08/13/10 15:42	96-12-8	W
1,2-Dibromoethane (EDB)	<500	ug/kg	1200	500	20	08/12/10 13:06	08/13/10 15:42	106-93-4	W
1,2-Dichlorobenzene	<888	ug/kg	1200	888	20	08/12/10 13:06	08/13/10 15:42	95-50-1	W
1,2-Dichloroethane	<500	ug/kg	1200	500	20	08/12/10 13:06	08/13/10 15:42	107-06-2	W
1,2-Dichloropropane	<500	ug/kg	1200	500	20	08/12/10 13:06	08/13/10 15:42	78-87-5	W
1,3,5-Trimethylbenzene	<500	ug/kg	1200	500	20	08/12/10 13:06	08/13/10 15:42	108-67-8	W
1,3-Dichlorobenzene	<500	ug/kg	1200	500	20	08/12/10 13:06	08/13/10 15:42	541-73-1	W
1,3-Dichloropropane	<500	ug/kg	1200	500	20	08/12/10 13:06	08/13/10 15:42	142-28-9	W
1,4-Dichlorobenzene	<500	ug/kg	1200	500	20	08/12/10 13:06	08/13/10 15:42	106-46-7	W
2,2-Dichloropropane	<500	ug/kg	1200	500	20	08/12/10 13:06	08/13/10 15:42	594-20-7	W
2-Chlorotoluene	<500	ug/kg	1200	500	20	08/12/10 13:06	08/13/10 15:42	95-49-8	W
4-Chlorotoluene	<500	ug/kg	1200	500	20	08/12/10 13:06	08/13/10 15:42	106-43-4	W
Benzene	<500	ug/kg	1200	500	20	08/12/10 13:06	08/13/10 15:42	71-43-2	W
Bromobenzene	<500	ug/kg	1200	500	20	08/12/10 13:06	08/13/10 15:42	108-86-1	W
Bromochloromethane	<500	ug/kg	1200	500	20	08/12/10 13:06	08/13/10 15:42	74-97-5	W
Bromodichloromethane	<500	ug/kg	1200	500	20	08/12/10 13:06	08/13/10 15:42	75-27-4	W
Bromoform	<518	ug/kg	1200	518	20	08/12/10 13:06	08/13/10 15:42	75-25-2	W
Bromomethane	<500	ug/kg	1200	500	20	08/12/10 13:06	08/13/10 15:42	74-83-9	W
Carbon tetrachloride	<500	ug/kg	1200	500	20	08/12/10 13:06	08/13/10 15:42	56-23-5	W
Chlorobenzene	<500	ug/kg	1200	500	20	08/12/10 13:06	08/13/10 15:42	108-90-7	W
Chloroethane	<500	ug/kg	1200	500	20	08/12/10 13:06	08/13/10 15:42	75-00-3	W
Chloroform	<500	ug/kg	1200	500	20	08/12/10 13:06	08/13/10 15:42	67-66-3	W
Chloromethane	<500	ug/kg	1200	500	20	08/12/10 13:06	08/13/10 15:42	74-87-3	W
Dibromochloromethane	<500	ug/kg	1200	500	20	08/12/10 13:06	08/13/10 15:42	124-48-1	W
Dibromomethane	<500	ug/kg	1200	500	20	08/12/10 13:06	08/13/10 15:42	74-95-3	W
Dichlorodifluoromethane	<500	ug/kg	1200	500	20	08/12/10 13:06	08/13/10 15:42	75-71-8	W
Diisopropyl ether	<500	ug/kg	1200	500	20	08/12/10 13:06	08/13/10 15:42	108-20-3	W
Ethylbenzene	<500	ug/kg	1200	500	20	08/12/10 13:06	08/13/10 15:42	100-41-4	W
Hexachloro-1,3-butadiene	<528	ug/kg	1200	528	20	08/12/10 13:06	08/13/10 15:42	87-68-3	W
Isopropylbenzene (Cumene)	<500	ug/kg	1200	500	20	08/12/10 13:06	08/13/10 15:42	98-82-8	W
Methyl-tert-butyl ether	<500	ug/kg	1200	500	20	08/12/10 13:06	08/13/10 15:42	1634-04-4	W
Methylene Chloride	<500	ug/kg	1200	500	20	08/12/10 13:06	08/13/10 15:42	75-09-2	W
Naphthalene	<500	ug/kg	1200	500	20	08/12/10 13:06	08/13/10 15:42	91-20-3	W
Styrene	<500	ug/kg	1200	500	20	08/12/10 13:06	08/13/10 15:42	100-42-5	W

Date: 08/19/2010 09:10 AM

REPORT OF LABORATORY ANALYSIS

Page 5 of 20

This report shall not be reproduced, except in full,
without the written consent of Pace Analytical Services, Inc..



ANALYTICAL RESULTS

Project: 3301 60TH ST.

Pace Project No.: 4035523

Sample: DP-1 (14-15') **Lab ID: 4035523001** Collected: 08/05/10 13:45 Received: 08/10/10 08:45 Matrix: Solid

Results reported on a "dry-weight" basis

Parameters	Results	Units	LOQ	LOD	DF	Prepared	Analyzed	CAS No.	Qual
8260 MSV Med Level Normal List Analytical Method: EPA 8260 Preparation Method: EPA 5035/5030B									
Tetrachloroethene	<500	ug/kg	1200	500	20	08/12/10 13:06	08/13/10 15:42	127-18-4	W
Toluene	<500	ug/kg	1200	500	20	08/12/10 13:06	08/13/10 15:42	108-88-3	W
Trichloroethene	<500	ug/kg	1200	500	20	08/12/10 13:06	08/13/10 15:42	79-01-6	W
Trichlorofluoromethane	<500	ug/kg	1200	500	20	08/12/10 13:06	08/13/10 15:42	75-69-4	W
Vinyl chloride	<500	ug/kg	1200	500	20	08/12/10 13:06	08/13/10 15:42	75-01-4	W
cis-1,2-Dichloroethene	<500	ug/kg	1200	500	20	08/12/10 13:06	08/13/10 15:42	156-59-2	W
cis-1,3-Dichloropropene	<500	ug/kg	1200	500	20	08/12/10 13:06	08/13/10 15:42	10061-01-5	W
m&p-Xylene	<1000	ug/kg	2400	1000	20	08/12/10 13:06	08/13/10 15:42	179601-23-1	W
n-Butylbenzene	3700	ug/kg	1310	883	20	08/12/10 13:06	08/13/10 15:42	104-51-8	
n-Propylbenzene	2040	ug/kg	1310	547	20	08/12/10 13:06	08/13/10 15:42	103-65-1	
o-Xylene	<500	ug/kg	1200	500	20	08/12/10 13:06	08/13/10 15:42	95-47-6	W
p-Isopropyltoluene	<500	ug/kg	1200	500	20	08/12/10 13:06	08/13/10 15:42	99-87-6	W
sec-Butylbenzene	3150	ug/kg	1310	547	20	08/12/10 13:06	08/13/10 15:42	135-98-8	
tert-Butylbenzene	<500	ug/kg	1200	500	20	08/12/10 13:06	08/13/10 15:42	98-06-6	W
trans-1,2-Dichloroethene	<500	ug/kg	1200	500	20	08/12/10 13:06	08/13/10 15:42	156-60-5	W
trans-1,3-Dichloropropene	<500	ug/kg	1200	500	20	08/12/10 13:06	08/13/10 15:42	10061-02-6	W
Dibromofluoromethane (S)	0 %		67-143		20	08/12/10 13:06	08/13/10 15:42	1868-53-7	D3,S4
Toluene-d8 (S)	0 %		67-132		20	08/12/10 13:06	08/13/10 15:42	2037-26-5	S4
4-Bromofluorobenzene (S)	0 %		55-141		20	08/12/10 13:06	08/13/10 15:42	460-00-4	S4

Percent Moisture

Analytical Method: ASTM D2974-87

Percent Moisture **8.5 %** 0.10 0.10 1 08/13/10 07:54

Sample: DP-1 W **Lab ID: 4035523002** Collected: 08/05/10 14:00 Received: 08/10/10 08:45 Matrix: Water

Parameters	Results	Units	LOQ	LOD	DF	Prepared	Analyzed	CAS No.	Qual
8260 MSV Analytical Method: EPA 8260									
Benzene	<0.41	ug/L	1.0	0.41	1		08/11/10 19:44	71-43-2	
Bromobenzene	<0.82	ug/L	1.0	0.82	1		08/11/10 19:44	108-86-1	
Bromochloromethane	<0.97	ug/L	1.0	0.97	1		08/11/10 19:44	74-97-5	
Bromodichloromethane	<0.56	ug/L	1.0	0.56	1		08/11/10 19:44	75-27-4	
Bromoform	<0.94	ug/L	1.0	0.94	1		08/11/10 19:44	75-25-2	
Bromomethane	<0.91	ug/L	1.0	0.91	1		08/11/10 19:44	74-83-9	
n-Butylbenzene	3.5	ug/L	1.0	0.93	1		08/11/10 19:44	104-51-8	
sec-Butylbenzene	7.1	ug/L	5.0	0.89	1		08/11/10 19:44	135-98-8	
tert-Butylbenzene	<0.97	ug/L	1.0	0.97	1		08/11/10 19:44	98-06-6	
Carbon tetrachloride	<0.49	ug/L	1.0	0.49	1		08/11/10 19:44	56-23-5	
Chlorobenzene	<0.41	ug/L	1.0	0.41	1		08/11/10 19:44	108-90-7	
Chloroethane	<0.97	ug/L	1.0	0.97	1		08/11/10 19:44	75-00-3	
Chloroform	<1.3	ug/L	5.0	1.3	1		08/11/10 19:44	67-66-3	
Chloromethane	0.37J	ug/L	1.0	0.24	1		08/11/10 19:44	74-87-3	
2-Chlorotoluene	<0.85	ug/L	1.0	0.85	1		08/11/10 19:44	95-49-8	

Date: 08/19/2010 09:10 AM

REPORT OF LABORATORY ANALYSIS

Page 6 of 20

This report shall not be reproduced, except in full,
without the written consent of Pace Analytical Services, Inc..



ANALYTICAL RESULTS

Project: 3301 60TH ST.

Pace Project No.: 4035523

Sample: DP-1 W **Lab ID:** 4035523002 Collected: 08/05/10 14:00 Received: 08/10/10 08:45 Matrix: Water

Parameters	Results	Units	LOQ	LOD	DF	Prepared	Analyzed	CAS No.	Qual
8260 MSV		Analytical Method: EPA 8260							
4-Chlorotoluene	<0.74	ug/L	1.0	0.74	1		08/11/10 19:44	106-43-4	
1,2-Dibromo-3-chloropropane	<1.7	ug/L	5.0	1.7	1		08/11/10 19:44	96-12-8	
Dibromochloromethane	<0.81	ug/L	1.0	0.81	1		08/11/10 19:44	124-48-1	
1,2-Dibromoethane (EDB)	<0.56	ug/L	1.0	0.56	1		08/11/10 19:44	106-93-4	
Dibromomethane	<0.60	ug/L	1.0	0.60	1		08/11/10 19:44	74-95-3	
1,2-Dichlorobenzene	<0.83	ug/L	1.0	0.83	1		08/11/10 19:44	95-50-1	
1,3-Dichlorobenzene	<0.87	ug/L	1.0	0.87	1		08/11/10 19:44	541-73-1	
1,4-Dichlorobenzene	<0.95	ug/L	1.0	0.95	1		08/11/10 19:44	106-46-7	
Dichlorodifluoromethane	<0.99	ug/L	1.0	0.99	1		08/11/10 19:44	75-71-8	
1,1-Dichloroethane	<0.75	ug/L	1.0	0.75	1		08/11/10 19:44	75-34-3	
1,2-Dichloroethane	<0.36	ug/L	1.0	0.36	1		08/11/10 19:44	107-06-2	
1,1-Dichloroethene	<0.57	ug/L	1.0	0.57	1		08/11/10 19:44	75-35-4	
cis-1,2-Dichloroethene	<0.83	ug/L	1.0	0.83	1		08/11/10 19:44	156-59-2	
trans-1,2-Dichloroethene	<0.89	ug/L	1.0	0.89	1		08/11/10 19:44	156-60-5	
1,2-Dichloropropane	<0.49	ug/L	1.0	0.49	1		08/11/10 19:44	78-87-5	
1,3-Dichloropropane	<0.61	ug/L	1.0	0.61	1		08/11/10 19:44	142-28-9	
2,2-Dichloropropane	<0.62	ug/L	1.0	0.62	1		08/11/10 19:44	594-20-7	
1,1-Dichloropropene	<0.75	ug/L	1.0	0.75	1		08/11/10 19:44	563-58-6	
cis-1,3-Dichloropropene	<0.20	ug/L	1.0	0.20	1		08/11/10 19:44	10061-01-5	
trans-1,3-Dichloropropene	<0.19	ug/L	1.0	0.19	1		08/11/10 19:44	10061-02-6	
Diisopropyl ether	<0.76	ug/L	1.0	0.76	1		08/11/10 19:44	108-20-3	
Ethylbenzene	<0.54	ug/L	1.0	0.54	1		08/11/10 19:44	100-41-4	
Hexachloro-1,3-butadiene	<0.67	ug/L	5.0	0.67	1		08/11/10 19:44	87-68-3	
Isopropylbenzene (Cumene)	4.5	ug/L	1.0	0.59	1		08/11/10 19:44	98-82-8	
p-Isopropyltoluene	<0.67	ug/L	1.0	0.67	1		08/11/10 19:44	99-87-6	
Methylene Chloride	<0.43	ug/L	1.0	0.43	1		08/11/10 19:44	75-09-2	
Methyl-tert-butyl ether	<0.61	ug/L	1.0	0.61	1		08/11/10 19:44	1634-04-4	
Naphthalene	<0.89	ug/L	5.0	0.89	1		08/11/10 19:44	91-20-3	
n-Propylbenzene	4.9	ug/L	1.0	0.81	1		08/11/10 19:44	103-65-1	
Styrene	<0.86	ug/L	1.0	0.86	1		08/11/10 19:44	100-42-5	
1,1,1,2-Tetrachloroethane	<0.92	ug/L	1.0	0.92	1		08/11/10 19:44	630-20-6	
1,1,2,2-Tetrachloroethane	<0.20	ug/L	1.0	0.20	1		08/11/10 19:44	79-34-5	
Tetrachloroethene	<0.45	ug/L	1.0	0.45	1		08/11/10 19:44	127-18-4	
Toluene	<0.67	ug/L	1.0	0.67	1		08/11/10 19:44	108-88-3	
1,2,3-Trichlorobenzene	<0.74	ug/L	1.0	0.74	1		08/11/10 19:44	87-61-6	
1,2,4-Trichlorobenzene	<0.97	ug/L	1.0	0.97	1		08/11/10 19:44	120-82-1	
1,1,1-Trichloroethane	<0.90	ug/L	1.0	0.90	1		08/11/10 19:44	71-55-6	
1,1,2-Trichloroethane	<0.42	ug/L	1.0	0.42	1		08/11/10 19:44	79-00-5	
Trichloroethene	<0.48	ug/L	1.0	0.48	1		08/11/10 19:44	79-01-6	
Trichlorofluoromethane	<0.79	ug/L	1.0	0.79	1		08/11/10 19:44	75-69-4	
1,2,3-Trichloropropane	<0.99	ug/L	1.0	0.99	1		08/11/10 19:44	96-18-4	
1,2,4-Trimethylbenzene	1.7	ug/L	1.0	0.97	1		08/11/10 19:44	95-63-6	
1,3,5-Trimethylbenzene	<0.83	ug/L	1.0	0.83	1		08/11/10 19:44	108-67-8	
Vinyl chloride	<0.18	ug/L	1.0	0.18	1		08/11/10 19:44	75-01-4	
m&p-Xylene	<1.8	ug/L	2.0	1.8	1		08/11/10 19:44	179601-23-1	
o-Xylene	<0.83	ug/L	1.0	0.83	1		08/11/10 19:44	95-47-6	

Date: 08/19/2010 09:10 AM

REPORT OF LABORATORY ANALYSIS

Page 7 of 20

This report shall not be reproduced, except in full,
without the written consent of Pace Analytical Services, Inc..



ANALYTICAL RESULTS

Project: 3301 60TH ST.
Pace Project No.: 4035523

Sample: DP-1 W **Lab ID: 4035523002** Collected: 08/05/10 14:00 Received: 08/10/10 08:45 Matrix: Water

Parameters	Results	Units	LOQ	LOD	DF	Prepared	Analyzed	CAS No.	Qual
8260 MSV Analytical Method: EPA 8260									
4-Bromofluorobenzene (S)	96 %		69-130		1		08/11/10 19:44	460-00-4	
Dibromofluoromethane (S)	88 %		70-134		1		08/11/10 19:44	1868-53-7	
Toluene-d8 (S)	98 %		70-130		1		08/11/10 19:44	2037-26-5	

Sample: DP-2 (13-14') **Lab ID: 4035523003** Collected: 08/05/10 15:25 Received: 08/10/10 08:45 Matrix: Solid

Results reported on a "dry-weight" basis

Parameters	Results	Units	LOQ	LOD	DF	Prepared	Analyzed	CAS No.	Qual
8260 MSV Med Level Normal List Analytical Method: EPA 8260 Preparation Method: EPA 5035/5030B									
1,1,1,2-Tetrachloroethane	<1000	ug/kg	2400	1000	40	08/12/10 13:06	08/13/10 16:05	630-20-6	W
1,1,1-Trichloroethane	<1000	ug/kg	2400	1000	40	08/12/10 13:06	08/13/10 16:05	71-55-6	W
1,1,2,2-Tetrachloroethane	<1000	ug/kg	2400	1000	40	08/12/10 13:06	08/13/10 16:05	79-34-5	W
1,1,2-Trichloroethane	<1000	ug/kg	2400	1000	40	08/12/10 13:06	08/13/10 16:05	79-00-5	W
1,1-Dichloroethane	<1000	ug/kg	2400	1000	40	08/12/10 13:06	08/13/10 16:05	75-34-3	W
1,1-Dichloroethene	<1000	ug/kg	2400	1000	40	08/12/10 13:06	08/13/10 16:05	75-35-4	W
1,1-Dichloropropene	<1000	ug/kg	2400	1000	40	08/12/10 13:06	08/13/10 16:05	563-58-6	W
1,2,3-Trichlorobenzene	<1000	ug/kg	2400	1000	40	08/12/10 13:06	08/13/10 16:05	87-61-6	W
1,2,3-Trichloropropane	<1000	ug/kg	2400	1000	40	08/12/10 13:06	08/13/10 16:05	96-18-4	W
1,2,4-Trichlorobenzene	<1000	ug/kg	2400	1000	40	08/12/10 13:06	08/13/10 16:05	120-82-1	W
1,2,4-Trimethylbenzene	59600	ug/kg	2640	1100	40	08/12/10 13:06	08/13/10 16:05	95-63-6	
1,2-Dibromo-3-chloropropane	<3290	ug/kg	10000	3290	40	08/12/10 13:06	08/13/10 16:05	96-12-8	W
1,2-Dibromoethane (EDB)	<1000	ug/kg	2400	1000	40	08/12/10 13:06	08/13/10 16:05	106-93-4	W
1,2-Dichlorobenzene	<1780	ug/kg	2400	1780	40	08/12/10 13:06	08/13/10 16:05	95-50-1	W
1,2-Dichloroethane	<1000	ug/kg	2400	1000	40	08/12/10 13:06	08/13/10 16:05	107-06-2	W
1,2-Dichloropropane	<1000	ug/kg	2400	1000	40	08/12/10 13:06	08/13/10 16:05	78-87-5	W
1,3,5-Trimethylbenzene	12300	ug/kg	2640	1100	40	08/12/10 13:06	08/13/10 16:05	108-67-8	
1,3-Dichlorobenzene	<1000	ug/kg	2400	1000	40	08/12/10 13:06	08/13/10 16:05	541-73-1	W
1,3-Dichloropropane	<1000	ug/kg	2400	1000	40	08/12/10 13:06	08/13/10 16:05	142-28-9	W
1,4-Dichlorobenzene	<1000	ug/kg	2400	1000	40	08/12/10 13:06	08/13/10 16:05	106-46-7	W
2,2-Dichloropropane	<1000	ug/kg	2400	1000	40	08/12/10 13:06	08/13/10 16:05	594-20-7	W
2-Chlorotoluene	<1000	ug/kg	2400	1000	40	08/12/10 13:06	08/13/10 16:05	95-49-8	W
4-Chlorotoluene	<1000	ug/kg	2400	1000	40	08/12/10 13:06	08/13/10 16:05	106-43-4	W
Benzene	<1000	ug/kg	2400	1000	40	08/12/10 13:06	08/13/10 16:05	71-43-2	W
Bromobenzene	<1000	ug/kg	2400	1000	40	08/12/10 13:06	08/13/10 16:05	108-86-1	W
Bromochloromethane	<1000	ug/kg	2400	1000	40	08/12/10 13:06	08/13/10 16:05	74-97-5	W
Bromodichloromethane	<1000	ug/kg	2400	1000	40	08/12/10 13:06	08/13/10 16:05	75-27-4	W
Bromoform	<1040	ug/kg	2400	1040	40	08/12/10 13:06	08/13/10 16:05	75-25-2	W
Bromomethane	<1000	ug/kg	2400	1000	40	08/12/10 13:06	08/13/10 16:05	74-83-9	W
Carbon tetrachloride	<1000	ug/kg	2400	1000	40	08/12/10 13:06	08/13/10 16:05	56-23-5	W
Chlorobenzene	<1000	ug/kg	2400	1000	40	08/12/10 13:06	08/13/10 16:05	108-90-7	W
Chloroethane	<1000	ug/kg	2400	1000	40	08/12/10 13:06	08/13/10 16:05	75-00-3	W
Chloroform	<1000	ug/kg	2400	1000	40	08/12/10 13:06	08/13/10 16:05	67-66-3	W
Chloromethane	<1000	ug/kg	2400	1000	40	08/12/10 13:06	08/13/10 16:05	74-87-3	W

Date: 08/19/2010 09:10 AM

REPORT OF LABORATORY ANALYSIS

Page 8 of 20

This report shall not be reproduced, except in full,
without the written consent of Pace Analytical Services, Inc..



ANALYTICAL RESULTS

Project: 3301 60TH ST.

Pace Project No.: 4035523

Sample: DP-2 (13-14') Lab ID: 4035523003 Collected: 08/05/10 15:25 Received: 08/10/10 08:45 Matrix: Solid

Results reported on a "dry-weight" basis

Parameters	Results	Units	LOQ	LOD	DF	Prepared	Analyzed	CAS No.	Qual
8260 MSV Med Level Normal List									
Analytical Method: EPA 8260 Preparation Method: EPA 5035/5030B									
Dibromochloromethane	<1000	ug/kg	2400	1000	40	08/12/10 13:06	08/13/10 16:05	124-48-1	W
Dibromomethane	<1000	ug/kg	2400	1000	40	08/12/10 13:06	08/13/10 16:05	74-95-3	W
Dichlorodifluoromethane	<1000	ug/kg	2400	1000	40	08/12/10 13:06	08/13/10 16:05	75-71-8	W
Diisopropyl ether	<1000	ug/kg	2400	1000	40	08/12/10 13:06	08/13/10 16:05	108-20-3	W
Ethylbenzene	<1000	ug/kg	2400	1000	40	08/12/10 13:06	08/13/10 16:05	100-41-4	W
Hexachloro-1,3-butadiene	<1060	ug/kg	2400	1060	40	08/12/10 13:06	08/13/10 16:05	87-68-3	W
Isopropylbenzene (Cumene)	4310	ug/kg	2640	1100	40	08/12/10 13:06	08/13/10 16:05	98-82-8	
Methyl-tert-butyl ether	<1000	ug/kg	2400	1000	40	08/12/10 13:06	08/13/10 16:05	1634-04-4	W
Methylene Chloride	<1000	ug/kg	2400	1000	40	08/12/10 13:06	08/13/10 16:05	75-09-2	W
Naphthalene	<1000	ug/kg	2400	1000	40	08/12/10 13:06	08/13/10 16:05	91-20-3	W
Styrene	<1000	ug/kg	2400	1000	40	08/12/10 13:06	08/13/10 16:05	100-42-5	W
Tetrachloroethene	<1000	ug/kg	2400	1000	40	08/12/10 13:06	08/13/10 16:05	127-18-4	W
Toluene	<1000	ug/kg	2400	1000	40	08/12/10 13:06	08/13/10 16:05	108-88-3	W
Trichloroethene	<1000	ug/kg	2400	1000	40	08/12/10 13:06	08/13/10 16:05	79-01-6	W
Trichlorofluoromethane	<1000	ug/kg	2400	1000	40	08/12/10 13:06	08/13/10 16:05	75-69-4	W
Vinyl chloride	<1000	ug/kg	2400	1000	40	08/12/10 13:06	08/13/10 16:05	75-01-4	W
cis-1,2-Dichloroethene	<1000	ug/kg	2400	1000	40	08/12/10 13:06	08/13/10 16:05	156-59-2	W
cis-1,3-Dichloropropene	<1000	ug/kg	2400	1000	40	08/12/10 13:06	08/13/10 16:05	10061-01-5	W
m&p-Xylene	<2000	ug/kg	4800	2000	40	08/12/10 13:06	08/13/10 16:05	179601-23-1	W
n-Butylbenzene	<1620	ug/kg	2400	1620	40	08/12/10 13:06	08/13/10 16:05	104-51-8	W
n-Propylbenzene	28000	ug/kg	2640	1100	40	08/12/10 13:06	08/13/10 16:05	103-65-1	
o-Xylene	<1000	ug/kg	2400	1000	40	08/12/10 13:06	08/13/10 16:05	95-47-6	W
p-Isopropyltoluene	4560	ug/kg	2640	1100	40	08/12/10 13:06	08/13/10 16:05	99-87-6	
sec-Butylbenzene	7690	ug/kg	2640	1100	40	08/12/10 13:06	08/13/10 16:05	135-98-8	
tert-Butylbenzene	<1000	ug/kg	2400	1000	40	08/12/10 13:06	08/13/10 16:05	98-06-6	W
trans-1,2-Dichloroethene	<1000	ug/kg	2400	1000	40	08/12/10 13:06	08/13/10 16:05	156-60-5	W
trans-1,3-Dichloropropene	<1000	ug/kg	2400	1000	40	08/12/10 13:06	08/13/10 16:05	10061-02-6	W
Dibromofluoromethane (S)	0 %		67-143		40	08/12/10 13:06	08/13/10 16:05	1868-53-7	D3,S4
Toluene-d8 (S)	0 %		67-132		40	08/12/10 13:06	08/13/10 16:05	2037-26-5	S4
4-Bromofluorobenzene (S)	0 %		55-141		40	08/12/10 13:06	08/13/10 16:05	460-00-4	S4

Percent Moisture

Analytical Method: ASTM D2974-87

Percent Moisture 9.2 % 0.10 0.10 1 08/13/10 07:54

Sample: DP-2 W Lab ID: 4035523004 Collected: 08/05/10 15:35 Received: 08/10/10 08:45 Matrix: Water

Parameters	Results	Units	LOQ	LOD	DF	Prepared	Analyzed	CAS No.	Qual
8260 MSV									
Analytical Method: EPA 8260									
Benzene	<0.41	ug/L	1.0	0.41	1		08/12/10 08:42	71-43-2	
Bromobenzene	<0.82	ug/L	1.0	0.82	1		08/12/10 08:42	108-86-1	
Bromochloromethane	<0.97	ug/L	1.0	0.97	1		08/12/10 08:42	74-97-5	
Bromodichloromethane	<0.56	ug/L	1.0	0.56	1		08/12/10 08:42	75-27-4	

Date: 08/19/2010 09:10 AM

REPORT OF LABORATORY ANALYSIS

Page 9 of 20

This report shall not be reproduced, except in full,
without the written consent of Pace Analytical Services, Inc..



ANALYTICAL RESULTS

Project: 3301 60TH ST.

Pace Project No.: 4035523

Sample: DP-2 W **Lab ID: 4035523004** Collected: 08/05/10 15:35 Received: 08/10/10 08:45 Matrix: Water

Parameters	Results	Units	LOQ	LOD	DF	Prepared	Analyzed	CAS No.	Qual
8260 MSV		Analytical Method: EPA 8260							
Bromoform	<0.94	ug/L	1.0	0.94	1		08/12/10 08:42	75-25-2	
Bromomethane	<0.91	ug/L	1.0	0.91	1		08/12/10 08:42	74-83-9	
n-Butylbenzene	1.4	ug/L	1.0	0.93	1		08/12/10 08:42	104-51-8	
sec-Butylbenzene	1.0J	ug/L	5.0	0.89	1		08/12/10 08:42	135-98-8	
tert-Butylbenzene	<0.97	ug/L	1.0	0.97	1		08/12/10 08:42	98-06-6	
Carbon tetrachloride	<0.49	ug/L	1.0	0.49	1		08/12/10 08:42	56-23-5	
Chlorobenzene	<0.41	ug/L	1.0	0.41	1		08/12/10 08:42	108-90-7	
Chloroethane	<0.97	ug/L	1.0	0.97	1		08/12/10 08:42	75-00-3	
Chloroform	<1.3	ug/L	5.0	1.3	1		08/12/10 08:42	67-66-3	
Chloromethane	0.54J	ug/L	1.0	0.24	1		08/12/10 08:42	74-87-3	
2-Chlorotoluene	<0.85	ug/L	1.0	0.85	1		08/12/10 08:42	95-49-8	
4-Chlorotoluene	<0.74	ug/L	1.0	0.74	1		08/12/10 08:42	106-43-4	
1,2-Dibromo-3-chloropropane	<1.7	ug/L	5.0	1.7	1		08/12/10 08:42	96-12-8	
Dibromochloromethane	<0.81	ug/L	1.0	0.81	1		08/12/10 08:42	124-48-1	
1,2-Dibromoethane (EDB)	<0.56	ug/L	1.0	0.56	1		08/12/10 08:42	106-93-4	
Dibromomethane	<0.60	ug/L	1.0	0.60	1		08/12/10 08:42	74-95-3	
1,2-Dichlorobenzene	<0.83	ug/L	1.0	0.83	1		08/12/10 08:42	95-50-1	
1,3-Dichlorobenzene	<0.87	ug/L	1.0	0.87	1		08/12/10 08:42	541-73-1	
1,4-Dichlorobenzene	<0.95	ug/L	1.0	0.95	1		08/12/10 08:42	106-46-7	
Dichlorodifluoromethane	<0.99	ug/L	1.0	0.99	1		08/12/10 08:42	75-71-8	
1,1-Dichloroethane	<0.75	ug/L	1.0	0.75	1		08/12/10 08:42	75-34-3	
1,2-Dichloroethane	<0.36	ug/L	1.0	0.36	1		08/12/10 08:42	107-06-2	
1,1-Dichloroethene	<0.57	ug/L	1.0	0.57	1		08/12/10 08:42	75-35-4	
cis-1,2-Dichloroethene	<0.83	ug/L	1.0	0.83	1		08/12/10 08:42	156-59-2	
trans-1,2-Dichloroethene	<0.89	ug/L	1.0	0.89	1		08/12/10 08:42	156-60-5	
1,2-Dichloropropane	<0.49	ug/L	1.0	0.49	1		08/12/10 08:42	78-87-5	
1,3-Dichloropropane	<0.61	ug/L	1.0	0.61	1		08/12/10 08:42	142-28-9	
2,2-Dichloropropane	<0.62	ug/L	1.0	0.62	1		08/12/10 08:42	594-20-7	
1,1-Dichloropropene	<0.75	ug/L	1.0	0.75	1		08/12/10 08:42	563-58-6	
cis-1,3-Dichloropropene	<0.20	ug/L	1.0	0.20	1		08/12/10 08:42	10061-01-5	
trans-1,3-Dichloropropene	<0.19	ug/L	1.0	0.19	1		08/12/10 08:42	10061-02-6	
Diisopropyl ether	<0.76	ug/L	1.0	0.76	1		08/12/10 08:42	108-20-3	
Ethylbenzene	<0.54	ug/L	1.0	0.54	1		08/12/10 08:42	100-41-4	
Hexachloro-1,3-butadiene	<0.67	ug/L	5.0	0.67	1		08/12/10 08:42	87-68-3	
Isopropylbenzene (Cumene)	1.1	ug/L	1.0	0.59	1		08/12/10 08:42	98-82-8	
p-Isopropyltoluene	<0.67	ug/L	1.0	0.67	1		08/12/10 08:42	99-87-6	
Methylene Chloride	<0.43	ug/L	1.0	0.43	1		08/12/10 08:42	75-09-2	
Methyl-tert-butyl ether	<0.61	ug/L	1.0	0.61	1		08/12/10 08:42	1634-04-4	
Naphthalene	<0.89	ug/L	5.0	0.89	1		08/12/10 08:42	91-20-3	
n-Propylbenzene	4.7	ug/L	1.0	0.81	1		08/12/10 08:42	103-65-1	
Styrene	<0.86	ug/L	1.0	0.86	1		08/12/10 08:42	100-42-5	
1,1,1,2-Tetrachloroethane	<0.92	ug/L	1.0	0.92	1		08/12/10 08:42	630-20-6	
1,1,1,2,2-Tetrachloroethane	<0.20	ug/L	1.0	0.20	1		08/12/10 08:42	79-34-5	
Tetrachloroethene	<0.45	ug/L	1.0	0.45	1		08/12/10 08:42	127-18-4	
Toluene	<0.67	ug/L	1.0	0.67	1		08/12/10 08:42	108-88-3	
1,2,3-Trichlorobenzene	<0.74	ug/L	1.0	0.74	1		08/12/10 08:42	87-61-6	

Date: 08/19/2010 09:10 AM

REPORT OF LABORATORY ANALYSIS

Page 10 of 20

This report shall not be reproduced, except in full,
without the written consent of Pace Analytical Services, Inc..



ANALYTICAL RESULTS

Project: 3301 60TH ST.

Pace Project No.: 4035523

Sample: DP-2 W **Lab ID: 4035523004** Collected: 08/05/10 15:35 Received: 08/10/10 08:45 Matrix: Water

Parameters	Results	Units	LOQ	LOD	DF	Prepared	Analyzed	CAS No.	Qual
8260 MSV									
Analytical Method: EPA 8260									
1,2,4-Trichlorobenzene	<0.97	ug/L	1.0	0.97	1		08/12/10 08:42	120-82-1	
1,1,1-Trichloroethane	<0.90	ug/L	1.0	0.90	1		08/12/10 08:42	71-55-6	
1,1,2-Trichloroethane	<0.42	ug/L	1.0	0.42	1		08/12/10 08:42	79-00-5	
Trichloroethene	<0.48	ug/L	1.0	0.48	1		08/12/10 08:42	79-01-6	
Trichlorofluoromethane	<0.79	ug/L	1.0	0.79	1		08/12/10 08:42	75-69-4	
1,2,3-Trichloropropane	<0.99	ug/L	1.0	0.99	1		08/12/10 08:42	96-18-4	
1,2,4-Trimethylbenzene	15.4	ug/L	1.0	0.97	1		08/12/10 08:42	95-63-6	
1,3,5-Trimethylbenzene	1.4	ug/L	1.0	0.83	1		08/12/10 08:42	108-67-8	
Vinyl chloride	<0.18	ug/L	1.0	0.18	1		08/12/10 08:42	75-01-4	
m&p-Xylene	<1.8	ug/L	2.0	1.8	1		08/12/10 08:42	179601-23-1	
o-Xylene	<0.83	ug/L	1.0	0.83	1		08/12/10 08:42	95-47-6	
4-Bromofluorobenzene (S)	89	%	69-130		1		08/12/10 08:42	460-00-4	
Dibromofluoromethane (S)	92	%	70-134		1		08/12/10 08:42	1868-53-7	
Toluene-d8 (S)	96	%	70-130		1		08/12/10 08:42	2037-26-5	

QUALITY CONTROL DATA

Project: 3301 60TH ST.

Pace Project No.: 4035523

QC Batch: MSV/8696

Analysis Method: EPA 8260

QC Batch Method: EPA 5035/5030B

Analysis Description: 8260 MSV Med Level Normal List

Associated Lab Samples: 4035523001, 4035523003

METHOD BLANK: 340473

Matrix: Solid

Associated Lab Samples: 4035523001, 4035523003

Parameter	Units	Blank Result	Reporting Limit	Analyzed	Qualifiers
1,1,1,2-Tetrachloroethane	ug/kg	<25.0	60.0	08/13/10 07:18	
1,1,1-Trichloroethane	ug/kg	<25.0	60.0	08/13/10 07:18	
1,1,2,2-Tetrachloroethane	ug/kg	<25.0	60.0	08/13/10 07:18	
1,1,2-Trichloroethane	ug/kg	<25.0	60.0	08/13/10 07:18	
1,1-Dichloroethane	ug/kg	<25.0	60.0	08/13/10 07:18	
1,1-Dichloroethene	ug/kg	<25.0	60.0	08/13/10 07:18	
1,1-Dichloropropene	ug/kg	<25.0	60.0	08/13/10 07:18	
1,2,3-Trichlorobenzene	ug/kg	<25.0	60.0	08/13/10 07:18	
1,2,3-Trichloropropane	ug/kg	<25.0	60.0	08/13/10 07:18	
1,2,4-Trichlorobenzene	ug/kg	<25.0	60.0	08/13/10 07:18	
1,2,4-Trimethylbenzene	ug/kg	<25.0	60.0	08/13/10 07:18	
1,2-Dibromo-3-chloropropane	ug/kg	<82.3	250	08/13/10 07:18	
1,2-Dibromoethane (EDB)	ug/kg	<25.0	60.0	08/13/10 07:18	
1,2-Dichlorobenzene	ug/kg	<44.4	60.0	08/13/10 07:18	
1,2-Dichloroethane	ug/kg	<25.0	60.0	08/13/10 07:18	
1,2-Dichloropropane	ug/kg	<25.0	60.0	08/13/10 07:18	
1,3,5-Trimethylbenzene	ug/kg	<25.0	60.0	08/13/10 07:18	
1,3-Dichlorobenzene	ug/kg	<25.0	60.0	08/13/10 07:18	
1,3-Dichloropropane	ug/kg	<25.0	60.0	08/13/10 07:18	
1,4-Dichlorobenzene	ug/kg	<25.0	60.0	08/13/10 07:18	
2,2-Dichloropropane	ug/kg	<25.0	60.0	08/13/10 07:18	
2-Chlorotoluene	ug/kg	<25.0	60.0	08/13/10 07:18	
4-Chlorotoluene	ug/kg	<25.0	60.0	08/13/10 07:18	
Benzene	ug/kg	<25.0	60.0	08/13/10 07:18	
Bromobenzene	ug/kg	<25.0	60.0	08/13/10 07:18	
Bromochloromethane	ug/kg	<25.0	60.0	08/13/10 07:18	
Bromodichloromethane	ug/kg	<25.0	60.0	08/13/10 07:18	
Bromoform	ug/kg	<25.9	60.0	08/13/10 07:18	
Bromomethane	ug/kg	<25.0	60.0	08/13/10 07:18	
Carbon tetrachloride	ug/kg	<25.0	60.0	08/13/10 07:18	
Chlorobenzene	ug/kg	<25.0	60.0	08/13/10 07:18	
Chloroethane	ug/kg	<25.0	60.0	08/13/10 07:18	
Chloroform	ug/kg	<25.0	60.0	08/13/10 07:18	
Chloromethane	ug/kg	<25.0	60.0	08/13/10 07:18	
cis-1,2-Dichloroethene	ug/kg	<25.0	60.0	08/13/10 07:18	
cis-1,3-Dichloropropene	ug/kg	<25.0	60.0	08/13/10 07:18	
Dibromochloromethane	ug/kg	<25.0	60.0	08/13/10 07:18	
Dibromomethane	ug/kg	<25.0	60.0	08/13/10 07:18	
Dichlorodifluoromethane	ug/kg	<25.0	60.0	08/13/10 07:18	
Diisopropyl ether	ug/kg	<25.0	60.0	08/13/10 07:18	
Ethylbenzene	ug/kg	<25.0	60.0	08/13/10 07:18	
Hexachloro-1,3-butadiene	ug/kg	<26.4	60.0	08/13/10 07:18	
Isopropylbenzene (Cumene)	ug/kg	<25.0	60.0	08/13/10 07:18	

Date: 08/19/2010 09:10 AM

REPORT OF LABORATORY ANALYSIS

Page 12 of 20

This report shall not be reproduced, except in full,
without the written consent of Pace Analytical Services, Inc..



QUALITY CONTROL DATA

Project: 3301 60TH ST.

Pace Project No.: 4035523

METHOD BLANK: 340473

Matrix: Solid

Associated Lab Samples: 4035523001, 4035523003

Parameter	Units	Blank Result	Reporting Limit	Analyzed	Qualifiers
m&p-Xylene	ug/kg	<50.0	120	08/13/10 07:18	
Methyl-tert-butyl ether	ug/kg	<25.0	60.0	08/13/10 07:18	
Methylene Chloride	ug/kg	<25.0	60.0	08/13/10 07:18	
n-Butylbenzene	ug/kg	<40.4	60.0	08/13/10 07:18	
n-Propylbenzene	ug/kg	<25.0	60.0	08/13/10 07:18	
Naphthalene	ug/kg	<25.0	60.0	08/13/10 07:18	
o-Xylene	ug/kg	<25.0	60.0	08/13/10 07:18	
p-Isopropyltoluene	ug/kg	<25.0	60.0	08/13/10 07:18	
sec-Butylbenzene	ug/kg	<25.0	60.0	08/13/10 07:18	
Styrene	ug/kg	<25.0	60.0	08/13/10 07:18	
tert-Butylbenzene	ug/kg	<25.0	60.0	08/13/10 07:18	
Tetrachloroethene	ug/kg	<25.0	60.0	08/13/10 07:18	
Toluene	ug/kg	<25.0	60.0	08/13/10 07:18	
trans-1,2-Dichloroethene	ug/kg	<25.0	60.0	08/13/10 07:18	
trans-1,3-Dichloropropene	ug/kg	<25.0	60.0	08/13/10 07:18	
Trichloroethene	ug/kg	<25.0	60.0	08/13/10 07:18	
Trichlorofluoromethane	ug/kg	<25.0	60.0	08/13/10 07:18	
Vinyl chloride	ug/kg	<25.0	60.0	08/13/10 07:18	
4-Bromofluorobenzene (S)	%	88	55-141	08/13/10 07:18	
Dibromofluoromethane (S)	%	87	67-143	08/13/10 07:18	
Toluene-d8 (S)	%	106	67-132	08/13/10 07:18	

LABORATORY CONTROL SAMPLE & LCSD: 340474

340475

Parameter	Units	Spike Conc.	LCS Result	LCSD Result	LCS % Rec	LCSD % Rec	% Rec Limits	RPD	Max RPD	Qualifiers
1,1,1-Trichloroethane	ug/kg	2500	2330	2300	93	92	67-130	1	20	
1,1,2,2-Tetrachloroethane	ug/kg	2500	2570	2570	103	103	70-130	.3	20	
1,1,2-Trichloroethane	ug/kg	2500	2680	2620	107	105	70-130	2	20	
1,1-Dichloroethane	ug/kg	2500	2370	2330	95	93	70-130	2	20	
1,1-Dichloroethene	ug/kg	2500	2400	2430	96	97	70-130	1	20	
1,2-Dichloroethane	ug/kg	2500	2340	2340	94	93	70-130	.4	20	
1,2-Dichloropropane	ug/kg	2500	2530	2510	101	100	70-130	.6	20	
Benzene	ug/kg	2500	2520	2480	101	99	70-130	1	20	
Bromodichloromethane	ug/kg	2500	2100	2110	84	84	70-130	.6	20	
Bromoform	ug/kg	2500	1960	2000	78	80	68-130	2	20	
Bromomethane	ug/kg	2500	2360	2320	94	93	52-160	1	20	
Carbon tetrachloride	ug/kg	2500	2340	2310	93	92	70-130	1	20	
Chlorobenzene	ug/kg	2500	2580	2530	103	101	70-130	2	20	
Chloroethane	ug/kg	2500	2380	2450	95	98	38-172	3	20	
Chloroform	ug/kg	2500	2360	2350	95	94	70-130	.7	20	
Chloromethane	ug/kg	2500	2010	2030	80	81	68-130	1	20	
cis-1,2-Dichloroethene	ug/kg	2500	2440	2450	97	98	70-130	.5	20	
cis-1,3-Dichloropropene	ug/kg	2500	2110	2120	84	85	70-130	.3	20	
Dibromochloromethane	ug/kg	2500	2210	2210	89	88	70-130	.3	20	
Ethylbenzene	ug/kg	2500	2780	2740	111	110	70-130	1	20	

Date: 08/19/2010 09:10 AM

REPORT OF LABORATORY ANALYSIS

Page 13 of 20

This report shall not be reproduced, except in full,
without the written consent of Pace Analytical Services, Inc..



QUALITY CONTROL DATA

Project: 3301 60TH ST.

Pace Project No.: 4035523

LABORATORY CONTROL SAMPLE & LCSD: 340474		340475								
Parameter	Units	Spike Conc.	LCS Result	LCSD Result	LCS % Rec	LCSD % Rec	% Rec Limits	RPD	Max RPD	Qualifiers
m&p-Xylene	ug/kg	5000	5760	5660	115	113	70-130	2	20	
Methylene Chloride	ug/kg	2500	2560	2610	102	105	70-130	2	20	
o-Xylene	ug/kg	2500	2930	2900	117	116	70-130	.7	20	
Styrene	ug/kg	2500	2480	2510	99	100	66-130	1	20	
Tetrachloroethene	ug/kg	2500	2590	2600	104	104	70-130	.5	20	
Toluene	ug/kg	2500	2900	2810	116	113	70-130	3	20	
trans-1,2-Dichloroethene	ug/kg	2500	2460	2420	98	97	70-130	1	20	
trans-1,3-Dichloropropene	ug/kg	2500	2100	2060	84	83	70-130	2	20	
Trichloroethene	ug/kg	2500	2560	2490	103	100	70-130	3	20	
Vinyl chloride	ug/kg	2500	2120	2160	85	87	70-130	2	20	
4-Bromofluorobenzene (S)	%				93	93	55-141			
Dibromofluoromethane (S)	%				92	91	67-143			
Toluene-d8 (S)	%				108	105	67-132			

QUALITY CONTROL DATA

Project: 3301 60TH ST.
Pace Project No.: 4035523

QC Batch: MSV/8672 Analysis Method: EPA 8260
QC Batch Method: EPA 8260 Analysis Description: 8260 MSV
Associated Lab Samples: 4035523002, 4035523004

METHOD BLANK: 339310 Matrix: Water

Associated Lab Samples: 4035523002, 4035523004

Parameter	Units	Blank Result	Reporting Limit	Analyzed	Qualifiers
1,1,1,2-Tetrachloroethane	ug/L	<0.92	1.0	08/11/10 09:27	
1,1,1-Trichloroethane	ug/L	<0.90	1.0	08/11/10 09:27	
1,1,2,2-Tetrachloroethane	ug/L	<0.20	1.0	08/11/10 09:27	
1,1,2-Trichloroethane	ug/L	<0.42	1.0	08/11/10 09:27	
1,1-Dichloroethane	ug/L	<0.75	1.0	08/11/10 09:27	
1,1-Dichloroethene	ug/L	<0.57	1.0	08/11/10 09:27	
1,1-Dichloropropene	ug/L	<0.75	1.0	08/11/10 09:27	
1,2,3-Trichlorobenzene	ug/L	<0.74	1.0	08/11/10 09:27	
1,2,3-Trichloropropane	ug/L	<0.99	1.0	08/11/10 09:27	
1,2,4-Trichlorobenzene	ug/L	<0.97	1.0	08/11/10 09:27	
1,2,4-Trimethylbenzene	ug/L	<0.97	1.0	08/11/10 09:27	
1,2-Dibromo-3-chloropropane	ug/L	<1.7	5.0	08/11/10 09:27	
1,2-Dibromoethane (EDB)	ug/L	<0.56	1.0	08/11/10 09:27	
1,2-Dichlorobenzene	ug/L	<0.83	1.0	08/11/10 09:27	
1,2-Dichloroethane	ug/L	<0.36	1.0	08/11/10 09:27	
1,2-Dichloropropane	ug/L	<0.49	1.0	08/11/10 09:27	
1,3,5-Trimethylbenzene	ug/L	<0.83	1.0	08/11/10 09:27	
1,3-Dichlorobenzene	ug/L	<0.87	1.0	08/11/10 09:27	
1,3-Dichloropropane	ug/L	<0.61	1.0	08/11/10 09:27	
1,4-Dichlorobenzene	ug/L	<0.95	1.0	08/11/10 09:27	
2,2-Dichloropropane	ug/L	<0.62	1.0	08/11/10 09:27	
2-Chlorotoluene	ug/L	<0.85	1.0	08/11/10 09:27	
4-Chlorotoluene	ug/L	<0.74	1.0	08/11/10 09:27	
Benzene	ug/L	<0.41	1.0	08/11/10 09:27	
Bromobenzene	ug/L	<0.82	1.0	08/11/10 09:27	
Bromochloromethane	ug/L	<0.97	1.0	08/11/10 09:27	
Bromodichloromethane	ug/L	<0.56	1.0	08/11/10 09:27	
Bromoform	ug/L	<0.94	1.0	08/11/10 09:27	
Bromomethane	ug/L	<0.91	1.0	08/11/10 09:27	
Carbon tetrachloride	ug/L	<0.49	1.0	08/11/10 09:27	
Chlorobenzene	ug/L	<0.41	1.0	08/11/10 09:27	
Chloroethane	ug/L	<0.97	1.0	08/11/10 09:27	
Chloroform	ug/L	<1.3	5.0	08/11/10 09:27	
Chloromethane	ug/L	<0.24	1.0	08/11/10 09:27	
cis-1,2-Dichloroethene	ug/L	<0.83	1.0	08/11/10 09:27	
cis-1,3-Dichloropropene	ug/L	<0.20	1.0	08/11/10 09:27	
Dibromochloromethane	ug/L	<0.81	1.0	08/11/10 09:27	
Dibromomethane	ug/L	<0.60	1.0	08/11/10 09:27	
Dichlorodifluoromethane	ug/L	<0.99	1.0	08/11/10 09:27	
Diisopropyl ether	ug/L	<0.76	1.0	08/11/10 09:27	
Ethylbenzene	ug/L	<0.54	1.0	08/11/10 09:27	
Hexachloro-1,3-butadiene	ug/L	<0.67	5.0	08/11/10 09:27	
Isopropylbenzene (Cumene)	ug/L	<0.59	1.0	08/11/10 09:27	

Date: 08/19/2010 09:10 AM

REPORT OF LABORATORY ANALYSIS

Page 15 of 20

This report shall not be reproduced, except in full,
without the written consent of Pace Analytical Services, Inc..



QUALITY CONTROL DATA

Project: 3301 60TH ST.
Pace Project No.: 4035523

METHOD BLANK: 339310 Matrix: Water

Associated Lab Samples: 4035523002, 4035523004

Parameter	Units	Blank Result	Reporting Limit	Analyzed	Qualifiers
m&p-Xylene	ug/L	<1.8	2.0	08/11/10 09:27	
Methyl-tert-butyl ether	ug/L	<0.61	1.0	08/11/10 09:27	
Methylene Chloride	ug/L	<0.43	1.0	08/11/10 09:27	
n-Butylbenzene	ug/L	<0.93	1.0	08/11/10 09:27	
n-Propylbenzene	ug/L	<0.81	1.0	08/11/10 09:27	
Naphthalene	ug/L	<0.89	5.0	08/11/10 09:27	
o-Xylene	ug/L	<0.83	1.0	08/11/10 09:27	
p-Isopropyltoluene	ug/L	<0.67	1.0	08/11/10 09:27	
sec-Butylbenzene	ug/L	<0.89	5.0	08/11/10 09:27	
Styrene	ug/L	<0.86	1.0	08/11/10 09:27	
tert-Butylbenzene	ug/L	<0.97	1.0	08/11/10 09:27	
Tetrachloroethene	ug/L	<0.45	1.0	08/11/10 09:27	
Toluene	ug/L	<0.67	1.0	08/11/10 09:27	
trans-1,2-Dichloroethene	ug/L	<0.89	1.0	08/11/10 09:27	
trans-1,3-Dichloropropene	ug/L	<0.19	1.0	08/11/10 09:27	
Trichloroethene	ug/L	<0.48	1.0	08/11/10 09:27	
Trichlorofluoromethane	ug/L	<0.79	1.0	08/11/10 09:27	
Vinyl chloride	ug/L	<0.18	1.0	08/11/10 09:27	
4-Bromofluorobenzene (S)	%	87	69-130	08/11/10 09:27	
Dibromofluoromethane (S)	%	88	70-134	08/11/10 09:27	
Toluene-d8 (S)	%	98	70-130	08/11/10 09:27	

LABORATORY CONTROL SAMPLE & LCSD: 339311 339312

Parameter	Units	Spike Conc.	LCS Result	LCSD Result	LCS % Rec	LCSD % Rec	% Rec Limits	RPD	Max RPD	Qualifiers
1,1,1-Trichloroethane	ug/L	50	49.1	51.3	98	103	70-132	4	20	
1,1,2,2-Tetrachloroethane	ug/L	50	47.5	46.7	95	93	63-130	2	20	
1,1,2-Trichloroethane	ug/L	50	51.2	49.3	102	99	70-130	4	20	
1,1-Dichloroethane	ug/L	50	51.1	51.7	102	103	70-132	1	20	
1,1-Dichloroethene	ug/L	50	52.8	54.9	106	110	70-137	4	20	
1,2-Dichloroethane	ug/L	50	48.5	48.6	97	97	70-130	.2	20	
1,2-Dichloropropane	ug/L	50	49.0	49.7	98	99	70-130	1	20	
Benzene	ug/L	50	51.1	51.4	102	103	70-130	.6	20	
Bromodichloromethane	ug/L	50	49.7	51.4	99	103	70-131	3	20	
Bromoform	ug/L	50	45.3	43.8	91	88	70-130	3	20	
Bromomethane	ug/L	50	51.3	53.6	103	107	53-160	4	20	
Carbon tetrachloride	ug/L	50	53.3	55.8	107	112	70-130	5	20	
Chlorobenzene	ug/L	50	52.6	52.0	105	104	70-130	1	20	
Chloroethane	ug/L	50	54.4	54.9	109	110	70-147	1	20	
Chloroform	ug/L	50	48.9	49.3	98	99	70-130	.9	20	
Chloromethane	ug/L	50	45.9	48.6	92	97	41-137	6	20	
cis-1,2-Dichloroethene	ug/L	50	49.4	49.7	99	99	70-130	.6	20	
cis-1,3-Dichloropropene	ug/L	50	45.5	45.2	91	90	70-130	.7	20	
Dibromochloromethane	ug/L	50	48.7	47.7	97	95	70-130	2	20	
Ethylbenzene	ug/L	50	54.5	54.1	109	108	70-130	.8	20	

QUALITY CONTROL DATA

Project: 3301 60TH ST.
Pace Project No.: 4035523

LABORATORY CONTROL SAMPLE & LCSD: 339311		339312								
Parameter	Units	Spike Conc.	LCS Result	LCSD Result	LCS % Rec	LCSD % Rec	% Rec Limits	RPD	Max RPD	Qualifiers
m&p-Xylene	ug/L	100	109	108	109	108	70-130	.4	20	
Methylene Chloride	ug/L	50	51.7	53.0	103	106	70-130	2	20	
o-Xylene	ug/L	50	54.5	53.8	109	108	70-130	1	20	
Styrene	ug/L	50	52.9	52.7	106	105	70-130	.3	20	
Tetrachloroethene	ug/L	50	54.2	53.1	108	106	70-130	2	20	
Toluene	ug/L	50	53.4	53.2	107	106	70-130	.4	20	
trans-1,2-Dichloroethene	ug/L	50	52.8	54.3	106	109	70-130	3	20	
trans-1,3-Dichloropropene	ug/L	50	42.4	41.3	85	83	70-130	3	20	
Trichloroethene	ug/L	50	51.6	52.4	103	105	70-130	2	20	
Vinyl chloride	ug/L	50	48.2	51.2	96	102	47-131	6	20	
4-Bromofluorobenzene (S)	%				89	90	69-130			
Dibromofluoromethane (S)	%				92	96	70-134			
Toluene-d8 (S)	%				100	99	70-130			

MATRIX SPIKE & MATRIX SPIKE DUPLICATE: 339326		339327											
Parameter	Units	4035478007		MS Spike Conc.	MSD Spike Conc.	MS Result	MSD Result	MS % Rec	MSD % Rec	% Rec Limits	RPD	Max RPD	Qual
		Result	Conc.	Conc.	Result	Result	% Rec	% Rec	Limits	RPD	RPD	Qual	
1,1,1-Trichloroethane	ug/L	<0.90	50	50	50.3	50.4	101	101	70-132	.2	20		
1,1,2,2-Tetrachloroethane	ug/L	<0.20	50	50	48.3	48.4	97	97	61-130	.2	20		
1,1,2-Trichloroethane	ug/L	<0.42	50	50	49.2	49.6	98	99	70-130	.8	20		
1,1-Dichloroethane	ug/L	<0.75	50	50	50.3	51.1	101	102	70-132	2	20		
1,1-Dichloroethene	ug/L	<0.57	50	50	49.2	50.4	98	101	70-137	2	20		
1,2-Dichloroethane	ug/L	<0.36	50	50	48.2	48.7	96	97	70-133	1	20		
1,2-Dichloropropane	ug/L	<0.49	50	50	50.6	49.0	101	98	70-130	3	20		
Benzene	ug/L	<0.41	50	50	50.8	50.6	102	101	70-130	.5	20		
Bromodichloromethane	ug/L	<0.56	50	50	49.6	48.9	99	98	70-131	2	20		
Bromoform	ug/L	<0.94	50	50	42.8	41.6	86	83	68-130	3	20		
Bromomethane	ug/L	<0.91	50	50	51.3	52.2	103	104	47-177	2	20		
Carbon tetrachloride	ug/L	<0.49	50	50	52.8	53.6	106	107	70-149	1	20		
Chlorobenzene	ug/L	<0.41	50	50	50.6	50.7	101	101	70-130	.2	20		
Chloroethane	ug/L	<0.97	50	50	53.6	53.5	107	107	66-147	.1	20		
Chloroform	ug/L	<1.3	50	50	48.2	49.0	95	97	70-130	2	20		
Chloromethane	ug/L	<0.24	50	50	47.0	46.2	94	92	41-137	2	20		
cis-1,2-Dichloroethene	ug/L	<0.83	50	50	51.1	50.7	102	101	70-130	.9	20		
cis-1,3-Dichloropropene	ug/L	<0.20	50	50	46.4	43.1	93	86	70-130	7	20		
Dibromochloromethane	ug/L	<0.81	50	50	46.8	46.6	94	93	70-130	.5	20		
Ethylbenzene	ug/L	<0.54	50	50	49.1	50.0	98	100	70-130	2	20		
m&p-Xylene	ug/L	<1.8	100	100	83.0	89.3	83	89	70-130	7	20		
Methylene Chloride	ug/L	<0.43	50	50	51.3	52.1	103	104	70-130	2	20		
o-Xylene	ug/L	<0.83	50	50	44.3	46.8	89	94	70-130	6	20		
Styrene	ug/L	<0.86	50	50	12.3	15.6	25	31	13-149	24	20	D6	
Tetrachloroethene	ug/L	<0.45	50	50	51.3	52.0	103	104	70-130	1	20		
Toluene	ug/L	1.0	50	50	50.0	50.9	98	100	70-130	2	20		
trans-1,2-Dichloroethene	ug/L	<0.89	50	50	49.9	51.5	100	103	70-130	3	20		
trans-1,3-Dichloropropene	ug/L	<0.19	50	50	40.0	38.9	80	78	70-130	3	20		
Trichloroethene	ug/L	<0.48	50	50	51.7	50.2	103	100	70-130	3	20		

Date: 08/19/2010 09:10 AM

REPORT OF LABORATORY ANALYSIS

Page 17 of 20

This report shall not be reproduced, except in full,
without the written consent of Pace Analytical Services, Inc..



QUALITY CONTROL DATA

Project: 3301 60TH ST.

Pace Project No.: 4035523

Parameter	Units	4035478007		MS		MSD		MS		MSD		% Rec Limits	Max RPD	Qual
		Result	MS Spike Conc.	MSD Spike Conc.	MS Result	MSD Result	MS % Rec	MSD % Rec						
Vinyl chloride	ug/L	<0.18	50	50	47.5	48.5	95	97	46-131	2	20			
4-Bromofluorobenzene (S)	%						88	89	69-130					
Dibromofluoromethane (S)	%						94	94	70-134					
Toluene-d8 (S)	%						97	97	70-130					

QUALITY CONTROL DATA

Project: 3301 60TH ST.

Pace Project No.: 4035523

QC Batch: PMST/4389

Analysis Method: ASTM D2974-87

QC Batch Method: ASTM D2974-87

Analysis Description: Dry Weight/Percent Moisture

Associated Lab Samples: 4035523001, 4035523003

SAMPLE DUPLICATE: 340569

Parameter	Units	4035626007 Result	Dup Result	RPD	Max RPD	Qualifiers
Percent Moisture	%	80.8	80.4	.5	10	

QUALIFIERS

Project: 3301 60TH ST.

Pace Project No.: 4035523

DEFINITIONS

DF - Dilution Factor, if reported, represents the factor applied to the reported data due to changes in sample preparation, dilution of the sample aliquot, or moisture content.

ND - Not Detected at or above adjusted reporting limit.

J - Estimated concentration above the adjusted method detection limit and below the adjusted reporting limit.

MDL - Adjusted Method Detection Limit.

S - Surrogate

1,2-Diphenylhydrazine (8270 listed analyte) decomposes to Azobenzene.

Consistent with EPA guidelines, unrounded data are displayed and have been used to calculate % recovery and RPD values.

LCS(D) - Laboratory Control Sample (Duplicate)

MS(D) - Matrix Spike (Duplicate)

DUP - Sample Duplicate

RPD - Relative Percent Difference

NC - Not Calculable.

U - Indicates the compound was analyzed for, but not detected.

N-Nitrosodiphenylamine decomposes and cannot be separated from Diphenylamine using Method 8270. The result reported for each analyte is a combined concentration.

Pace Analytical is NELAP accredited. Contact your Pace PM for the current list of accredited analytes.

LABORATORIES

PASI-G Pace Analytical Services - Green Bay

BATCH QUALIFIERS

Batch: MSV/8697

[M5] A matrix spike/matrix spike duplicate was not performed for this batch due to insufficient sample volume.

ANALYTE QUALIFIERS

D3 Sample was diluted due to the presence of high levels of non-target analytes or other matrix interference.

D6 The relative percent difference (RPD) between the sample and sample duplicate exceeded laboratory control limits.

S4 Surrogate recovery not evaluated against control limits due to sample dilution.

W Non-detect results are reported on a wet weight basis.

(Please Print Clearly)

Company Name: ChemReport, Inc.
 Branch/Location: Kenosha
 Project Contact: Sean Cranley
 Phone: 262-654-7020
 Project Number:
 Project Name: 3301-60th St.
 Project State: WI
 Sampled By (Print): Sean Cranley
 Sampled By (Sign): *[Signature]*
 PO #: _____ Regulatory Program: _____



Km

CHAIN OF CUSTODY

Preservation Codes
 A=None B=HCL C=H2SO4 D=HNO3 E=DI Water F=Methanol G=NaOH
 H=Sodium Bisulfate Solution I=Sodium Thiosulfate J=Other

Quote #:
 Mail To Contact:
 Mail To Company:
 Mail To Address:
 Invoice To Contact:
 Invoice To Company:
 Invoice To Address:
 Invoice To Phone:

Data Package Options
 (billable)
 EPA Level III
 EPA Level IV

MS/MSD
 On your sample (billable)
 NOT needed on your sample

Matrix Codes
 A = Air W = Water
 B = Biota DW = Drinking Water
 C = Charcoal GW = Ground Water
 O = Oil SW = Surface Water
 S = Soil WW = Waste Water
 Sl = Sludge WP = Wipe

PACE LAB #	CLIENT FIELD ID	COLLECTION		MATRIX	ANALYSES REQUESTED
		DATE	TIME		
001	DP-1 (14'-15')	8/10	1:45	S	VOCs
002	DP-1 W		2:00	GW	
003	DP-2 (13'-14')		3:25	S	
004	DP-2 W		3:35	GW	
005	DP-1 (11-12)				

Y/N	Preservation Code	Filtered? (Yes/No)	Preservation Code
N	B		

CLIENT COMMENTS

LAB COMMENTS (Lab Use Only)

Profile #

1-40ml F
 3-40ml B
 1-40ml F
 3-40ml B
 1-40ml F *

① Do not analyze per Sean. Km 8/12/10

* need on VOC added by lab. 4/8/10/10

Rush Turnaround Time Requested - Prelims (Rush TAT subject to approval/surcharge)
 Date Needed: _____
 Transmit Prelim Rush Results by (complete what you want): _____
 Email #1: scrantey@chemreport.com
 Email #2:
 Telephone:
 Fax:
 Samples on HOLD are subject to special pricing and release of liability

Reinquished By: *[Signature]* Date/Time: 8/19/10 0815
 Reinquished By: *[Signature]* Date/Time: 8/19/10 1700
 Reinquished By: *[Signature]* Date/Time: 8/10/10 8:47
 Reinquished By:
 Date/Time:

Received By: *[Signature]* Date/Time: 8/19/10 0815
 Received By: *[Signature]*
 Date/Time:
 Received By: *[Signature]* Date/Time: 8/10/10 8:47
 Received By:
 Date/Time:

PAGE Project No. 4035523
 Receipt Temp = 10 °C
 Sample Receipt pH OK / Adjusted
 Cooler Custody Seal Present / Not Present
Intact / Not Intact

(Please Print Clearly)

UPPER MIDWEST REGION

Page 1 of

MN: 612-607-1700 WI: 920-489-2436

4035523



CHAIN OF CUSTODY

Company Name: ChemReport, Inc
 Branch/Location: Kenosha
 Project Contact: Sean Cranley
 Phone: 262-654-7020
 Project Number:
 Project Name: 3301-60th St.
 Project State: WI
 Sampled By (Print): Sean Cranley
 Sampled By (Sign): [Signature]
 PO #:
 Regulatory Program:

*Preservation Codes
 A=None B=HCL C=H2SO4 D=HNO3 E=DI Water F=Methanol G=NaOH
 H=Sodium Bisulfate Solution I=Sodium Thiosulfate J=Other

Quote #:
 Mail To Contact:
 Mail To Company:
 Mail To Address:
 Invoice To Contact:
 Invoice To Company:
 Invoice To Address:
 Invoice To Phone:

Data Package Options (billable)
 EPA Level III
 EPA Level IV
 MSMSD
 On your sample (billable)
 NOT needed on your sample

Matrix Codes
 A = Air W = Water
 B = Biota DW = Drinking Water
 C = Charcoal GW = Ground Water
 O = Oil SW = Surface Water
 S = Soil WW = Waste Water
 Sl = Sludge WP = Wipe

DATE	TIME	MATRIX	COLLECTION	PRESERVATION (CODE)	CH	H	V	O	C	S
8/19/10	1:45	S			N					
	2:00	GW			B					
8/19/10	3:25	S								
8/19/10	3:35	GW								

Handwritten: X VOCs
H
V
O
C
S

CLIENT COMMENTS	LAB COMMENTS (Lab Use Only)	Profile #
	1-400	
	1-400	

Rush Turnaround Time Requested - Prelims (Rush TAT subject to approval/surcharge)
 Date Needed:
 Transmit Prelim Rush Results by (complete what you want):
 Email #1: scranley@chemreport.com
 Email #2:
 Telephone:
 Fax:
 Samples on HOLD are subject to special pricing and release of liability

Relinquished By: <u>[Signature]</u> Date/Time: <u>8/19/10 8:15</u>	Received By: <u>[Signature]</u> Date/Time: <u>8/19/10 8:15</u>
Relinquished By: <u>Speedee</u> Date/Time: <u>8:55</u>	Received By: <u>[Signature]</u> Date/Time: <u>8/19/10 8:55</u>
Relinquished By:	Received By:
Relinquished By:	Received By:
Relinquished By:	Received By:

PACE Project No. **4035523**
 Receipt Temp = NA °C
 Sample Receipt pH
 OK / Adjusted
 Cooler Custody Seal
 Present / Not Present
 Intact / Not Intact



Sample Condition Upon Receipt

Client Name: Chem report Project # 4035523

Courier: Fed Ex UPS USPS Client Commercial Pace Other _____

Tracking #: _____

Custody Seal on Cooler/Box Present: yes no Seals intact: yes no
 Custody Seal on Samples Present: yes no Seals intact: yes no
 Packing Material: Bubble Wrap Bubble Bags None Other _____



Thermometer Used MA Type of Ice: Wet Blue Dry None Samples on ice, cooling process has begun

Cooler Temperature not Biological Tissue is-Frozen: yes no

Temp Blank Present: yes no no

Temp should be above freezing to 6°C for all sample except Biota.
Biota Samples should be received ≤ 0°C.

Person examining contents:
Date: 8/10/10
Initials: _____

Comments:

Chain of Custody Present:	<input checked="" type="checkbox"/> Yes <input type="checkbox"/> No <input type="checkbox"/> N/A	1.
Chain of Custody Filled Out:	<input checked="" type="checkbox"/> Yes <input type="checkbox"/> No <input type="checkbox"/> N/A	2.
Chain of Custody Relinquished:	<input checked="" type="checkbox"/> Yes <input type="checkbox"/> No <input type="checkbox"/> N/A	3.
Sampler Name & Signature on COC:	<input checked="" type="checkbox"/> Yes <input type="checkbox"/> No <input type="checkbox"/> N/A	4.
Samples Arrived within Hold Time:	<input checked="" type="checkbox"/> Yes <input type="checkbox"/> No <input type="checkbox"/> N/A	5.
Short Hold Time Analysis (<72hr):	<input type="checkbox"/> Yes <input checked="" type="checkbox"/> No <input type="checkbox"/> N/A	6.
Rush Turn Around Time Requested:	<input type="checkbox"/> Yes <input checked="" type="checkbox"/> No <input type="checkbox"/> N/A	7.
Sufficient Volume:	<input type="checkbox"/> Yes <input checked="" type="checkbox"/> No <input type="checkbox"/> N/A	8. # 001, 003, 005 - no volume for
Correct Containers Used:	<input checked="" type="checkbox"/> Yes <input type="checkbox"/> No <input type="checkbox"/> N/A	9. 1 moisture rec'd. CB 8/10/10
-Pace Containers Used:	<input checked="" type="checkbox"/> Yes <input type="checkbox"/> No <input type="checkbox"/> N/A	
Containers Intact:	<input checked="" type="checkbox"/> Yes <input type="checkbox"/> No <input type="checkbox"/> N/A	10.
Filtered volume received for Dissolved tests	<input type="checkbox"/> Yes <input type="checkbox"/> No <input checked="" type="checkbox"/> N/A	11.
Sample Labels match COC:	<input checked="" type="checkbox"/> Yes <input type="checkbox"/> No <input type="checkbox"/> N/A	12.
-Includes date/time/ID/Analysis Matrix:	<u>W/S</u>	
All containers needing preservation have been checked.	<input type="checkbox"/> Yes <input type="checkbox"/> No <input checked="" type="checkbox"/> N/A	13.
All containers needing preservation are found to be in compliance with EPA recommendation.	<input type="checkbox"/> Yes <input type="checkbox"/> No <input checked="" type="checkbox"/> N/A	
exceptions: VOA, coliform, TOC, O&G, WI-DRO (water)	<input type="checkbox"/> Yes <input type="checkbox"/> No	Initial when completed
		Lot # of added preservative
Samples checked for dechlorination:	<input type="checkbox"/> Yes <input type="checkbox"/> No <input checked="" type="checkbox"/> N/A	14.
Headspace in VOA Vials (>6mm):	<input type="checkbox"/> Yes <input checked="" type="checkbox"/> No <input type="checkbox"/> N/A	15.
Trip Blank Present:	<input type="checkbox"/> Yes <input checked="" type="checkbox"/> No <input type="checkbox"/> N/A	16.
Trip Blank Custody Seals Present	<input type="checkbox"/> Yes <input type="checkbox"/> No <input checked="" type="checkbox"/> N/A	
Pace Trip Blank Lot # (if purchased):		

Client Notification/ Resolution: _____ Date/Time: _____ Field Data Required? Y / I / N

Person Contacted: _____ Date/Time: _____

Comments/ Resolution: 19 tabs with samples # 005 - DP-1 (11-12), not listed on
acc. On ACC added by note ast # 005. Do we need to analyze?
No collection date/time available. CB 8/10/10

Project Manager Review: [Signature] Date: 8/10/10

Note: Whenever there is a discrepancy affecting North Carolina compliance samples, a copy of this form will be sent to the North Carolina DE-INR Certification Office (i.e. out of hold, incorrect preservative, out of temp, incorrect containers)



Sample Condition Upon Receipt


Client Name: Chemport Project # 4035523

Courier: Fed Ex UPS USPS Client Commercial Pace Other _____

Tracking #: _____

Custody Seal on Cooler/Box Present: yes no
 Custody Seal on Samples Present: yes no
 Packing Material: Bubble Wrap Bubble Bags None Other _____
 Thermometer Used: NA
 Cooler Temperature: NA
 Temp Blank Present: yes no

Seals intact: yes no
 Seals intact: yes no
 Type of Ice: Wet Blue Dry None
 Biological Tissue is Frozen: yes no



Samples on ice, cooling process has begun

Temp should be above freezing to 6°C for all sample except Biota.
 Biota Samples should be received ≤ 0°C.

Person examining contents:
 Date: 8/12/10
 Initials: _____

Comments:

Chain of Custody Present:	<input checked="" type="checkbox"/> Yes <input type="checkbox"/> No <input type="checkbox"/> N/A	1.
Chain of Custody Filled Out:	<input checked="" type="checkbox"/> Yes <input type="checkbox"/> No <input type="checkbox"/> N/A	2.
Chain of Custody Relinquished:	<input checked="" type="checkbox"/> Yes <input type="checkbox"/> No <input type="checkbox"/> N/A	3.
Sampler Name & Signature on COC:	<input checked="" type="checkbox"/> Yes <input type="checkbox"/> No <input type="checkbox"/> N/A	4.
Samples Arrived within Hold Time:	<input checked="" type="checkbox"/> Yes <input type="checkbox"/> No <input type="checkbox"/> N/A	5.
Short Hold Time Analysis (<72hr):	<input type="checkbox"/> Yes <input checked="" type="checkbox"/> No <input type="checkbox"/> N/A	6.
Rush Turn Around Time Requested:	<input type="checkbox"/> Yes <input checked="" type="checkbox"/> No <input type="checkbox"/> N/A	7.
Sufficient Volume:	<input checked="" type="checkbox"/> Yes <input type="checkbox"/> No <input type="checkbox"/> N/A	8.
Correct Containers Used:	<input checked="" type="checkbox"/> Yes <input type="checkbox"/> No <input type="checkbox"/> N/A	9.
-Pace Containers Used:	<input checked="" type="checkbox"/> Yes <input type="checkbox"/> No <input type="checkbox"/> N/A	
Containers Intact:	<input checked="" type="checkbox"/> Yes <input type="checkbox"/> No <input type="checkbox"/> N/A	10.
Filtered volume received for Dissolved tests	<input type="checkbox"/> Yes <input type="checkbox"/> No <input checked="" type="checkbox"/> N/A	11.
Sample Labels match COC:	<input checked="" type="checkbox"/> Yes <input type="checkbox"/> No <input type="checkbox"/> N/A	12.
-Includes date/time/ID/Analysis Matrix:	<u>S</u>	
All containers needing preservation have been checked.	<input type="checkbox"/> Yes <input type="checkbox"/> No <input checked="" type="checkbox"/> N/A	13.
All containers needing preservation are found to be in compliance with EPA recommendation.	<input type="checkbox"/> Yes <input type="checkbox"/> No <input checked="" type="checkbox"/> N/A	
exceptions: VOA, coliform, TOC, O&G, WI-DRO (water)	<input type="checkbox"/> Yes <input type="checkbox"/> No	Initial when completed
		Lot # of added preservative
Samples checked for dechlorination:	<input type="checkbox"/> Yes <input type="checkbox"/> No <input checked="" type="checkbox"/> N/A	14.
Headspace in VOA Vials (>6mm):	<input type="checkbox"/> Yes <input type="checkbox"/> No <input checked="" type="checkbox"/> N/A	15.
Trip Blank Present:	<input type="checkbox"/> Yes <input type="checkbox"/> No <input checked="" type="checkbox"/> N/A	16.
Trip Blank Custody Seals Present	<input type="checkbox"/> Yes <input type="checkbox"/> No <input checked="" type="checkbox"/> N/A	
Pace Trip Blank Lot # (if purchased):		

Client Notification/ Resolution: _____ Field Data Required? Y / N

Person Contacted: _____ Date/Time: _____
 Comments/ Resolution: Replacement 7 moisture samples that were not resealed during original fill. Samples arrived via commercial courier in the box; noted 8/12/10

Project Manager Review: HL Date: 8-12-10

Note: Whenever there is a discrepancy affecting North Carolina compliance samples, a copy of this form will be sent to the North Carolina DEHNR Certification Office (i.e. out of hold, incorrect preservative, out of temp, incorrect containers)

December 14, 2010

Sean Cranley
Chem Reports, Inc.
4515 Washington Road
Kenosha, WI 53144

RE: Project: SUGGAR PROPERTY
Pace Project No.: 4039976

Dear Sean Cranley:

Enclosed are the analytical results for sample(s) received by the laboratory on November 23, 2010. The results relate only to the samples included in this report. Results reported herein conform to the most current NELAC standards, where applicable, unless otherwise narrated in the body of the report.

If you have any questions concerning this report, please feel free to contact me.

Sincerely,



Kang Khang

kang.khang@pacelabs.com
Project Manager

Enclosures

REPORT OF LABORATORY ANALYSIS

Page 1 of 9

This report shall not be reproduced, except in full,
without the written consent of Pace Analytical Services, Inc..



CERTIFICATIONS

Project: SUGGAR PROPERTY

Pace Project No.: 4039976

Green Bay Certification IDs

1241 Bellevue Street, Green Bay, WI 54302
California Certification #: 09268CA
Florida/NELAP Certification #: E87948
Illinois Certification #: 200050
Kentucky Certification #: 82
Louisiana Certification #: 04168
Minnesota Certification #: 055-999-334
New York Certification #: 11888

New York Certification #: 11888
North Carolina Certification #: 503
North Dakota Certification #: R-150
South Carolina Certification #: 83006001
US Dept of Agriculture #: S-76505
Wisconsin Certification #: 405132750
Wisconsin DATCP Certification #: 105-444

REPORT OF LABORATORY ANALYSIS

Page 2 of 9

This report shall not be reproduced, except in full,
without the written consent of Pace Analytical Services, Inc..

SAMPLE SUMMARY

Project: SUGGAR PROPERTY

Pace Project No.: 4039976

Lab ID	Sample ID	Matrix	Date Collected	Date Received
4039976001	SS-1	Solid	11/19/10 10:30	11/23/10 09:15

REPORT OF LABORATORY ANALYSIS

This report shall not be reproduced, except in full,
without the written consent of Pace Analytical Services, Inc..

SAMPLE ANALYTE COUNT

Project: SUGGAR PROPERTY

Pace Project No.: 4039976

Lab ID	Sample ID	Method	Analysts	Analytes Reported	Laboratory
4039976001	SS-1	WI MOD DRO	DAL	1	PASI-G
		WI MOD GRO	PMS	11	PASI-G
		ASTM D2974-87	AME	1	PASI-G

REPORT OF LABORATORY ANALYSIS

This report shall not be reproduced, except in full,
without the written consent of Pace Analytical Services, Inc..

ANALYTICAL RESULTS

Project: SUGGAR PROPERTY

Pace Project No.: 4039976

Sample: SS-1 **Lab ID: 4039976001** Collected: 11/19/10 10:30 Received: 11/23/10 09:15 Matrix: Solid

Results reported on a "dry-weight" basis

Parameters	Results	Units	LOQ	LOD	DF	Prepared	Analyzed	CAS No.	Qual
WIDRO GCS Analytical Method: WI MOD DRO Preparation Method: WI MOD DRO									
Diesel Range Organics	2130	mg/kg	74.3	37.0	50	11/29/10 11:56	12/06/10 08:57		G2
WIGRO GCV Analytical Method: WI MOD GRO Preparation Method: TPH GRO/PVOC WI ext.									
Benzene	743	ug/kg	159	66.4	2	11/24/10 09:26	11/24/10 17:08	71-43-2	
Ethylbenzene	3860	ug/kg	159	66.4	2	11/24/10 09:26	11/24/10 17:08	100-41-4	
Gasoline Range Organics	188	mg/kg	6.6	6.6	2	11/24/10 11:43	11/24/10 17:08		B
Methyl-tert-butyl ether	87.4J	ug/kg	159	66.4	2	11/24/10 09:26	11/24/10 17:08	1634-04-4	
Naphthalene	7860	ug/kg	159	66.4	2	11/24/10 09:26	11/24/10 17:08	91-20-3	
Toluene	7370	ug/kg	159	66.4	2	11/24/10 09:26	11/24/10 17:08	108-88-3	
1,2,4-Trimethylbenzene	16300	ug/kg	159	66.4	2	11/24/10 09:26	11/24/10 17:08	95-63-6	
1,3,5-Trimethylbenzene	5210	ug/kg	159	66.4	2	11/24/10 09:26	11/24/10 17:08	108-67-8	
m&p-Xylene	14500	ug/kg	319	133	2	11/24/10 09:26	11/24/10 17:08	179601-23-1	
o-Xylene	6280	ug/kg	159	66.4	2	11/24/10 09:26	11/24/10 17:08	95-47-6	
a,a,a-Trifluorotoluene (S)	106	%	80-120		2	11/24/10 09:26	11/24/10 17:08	98-08-8	
Percent Moisture Analytical Method: ASTM D2974-87									
Percent Moisture	24.7	%	0.10	0.10	1		11/24/10 08:07		

QUALITY CONTROL DATA

Project: SUGGAR PROPERTY

Pace Project No.: 4039976

QC Batch: OEXT/9989 Analysis Method: WI MOD DRO

QC Batch Method: WI MOD DRO Analysis Description: WIDRO GCS

Associated Lab Samples: 4039976001

METHOD BLANK: 389491 Matrix: Solid

Associated Lab Samples: 4039976001

Parameter	Units	Blank Result	Reporting Limit	Analyzed	Qualifiers
Diesel Range Organics	mg/kg	<0.99	2.0	12/01/10 08:36	

LABORATORY CONTROL SAMPLE & LCSD: 389492 389493

Parameter	Units	Spike Conc.	LCS Result	LCSD Result	LCS % Rec	LCSD % Rec	% Rec Limits	RPD	Max RPD	Qualifiers
Diesel Range Organics	mg/kg	40	40.0	41.3	100	103	70-120	3	20	

QUALITY CONTROL DATA

Project: SUGGAR PROPERTY
Pace Project No.: 4039976

QC Batch: GCV/5948 Analysis Method: WI MOD GRO
QC Batch Method: TPH GRO/PVOC WI ext. Analysis Description: WIGRO Solid GCV
Associated Lab Samples: 4039976001

METHOD BLANK: 388767 Matrix: Solid

Associated Lab Samples: 4039976001

Parameter	Units	Blank Result	Reporting Limit	Analyzed	Qualifiers
1,2,4-Trimethylbenzene	ug/kg	<25.0	60.0	11/24/10 11:33	
1,3,5-Trimethylbenzene	ug/kg	<25.0	60.0	11/24/10 11:33	
Benzene	ug/kg	<25.0	60.0	11/24/10 11:33	
Ethylbenzene	ug/kg	<25.0	60.0	11/24/10 11:33	
Gasoline Range Organics	mg/kg	<2.5	2.5	11/24/10 11:33	
m&p-Xylene	ug/kg	<50.0	120	11/24/10 11:33	
Methyl-tert-butyl ether	ug/kg	<25.0	60.0	11/24/10 11:33	
Naphthalene	ug/kg	<25.0	60.0	11/24/10 11:33	
o-Xylene	ug/kg	<25.0	60.0	11/24/10 11:33	
Toluene	ug/kg	<25.0	60.0	11/24/10 11:33	
a,a,a-Trifluorotoluene (S)	%	105	80-120	11/24/10 11:33	

LABORATORY CONTROL SAMPLE & LCSD: 388768 388769

Parameter	Units	Spike Conc.	LCS Result	LCSD Result	LCS % Rec	LCSD % Rec	% Rec Limits	RPD	Max RPD	Qualifiers
1,2,4-Trimethylbenzene	ug/kg	1000	1070	1100	107	110	80-120	3	20	
1,3,5-Trimethylbenzene	ug/kg	1000	1040	1070	104	107	80-120	3	20	
Benzene	ug/kg	1000	1020	1030	102	103	80-120	2	20	
Ethylbenzene	ug/kg	1000	1040	1060	104	106	80-120	2	20	
Gasoline Range Organics	mg/kg	10	9.8	10.7	98	107	80-120	9	20	
m&p-Xylene	ug/kg	2000	2100	2140	105	107	80-120	2	20	
Methyl-tert-butyl ether	ug/kg	1000	1040	1050	104	105	80-120	1	20	
Naphthalene	ug/kg	1000	1110	1150	111	115	80-120	4	20	
o-Xylene	ug/kg	1000	1040	1060	104	106	80-120	2	20	
Toluene	ug/kg	1000	1040	1050	104	105	80-120	2	20	
a,a,a-Trifluorotoluene (S)	%				105	105	80-120			

QUALITY CONTROL DATA

Project: SUGGAR PROPERTY
Pace Project No.: 4039976

QC Batch: PMST/4925	Analysis Method: ASTM D2974-87
QC Batch Method: ASTM D2974-87	Analysis Description: Dry Weight/Percent Moisture
Associated Lab Samples: 4039976001	

SAMPLE DUPLICATE: 388420

Parameter	Units	4039977001 Result	Dup Result	RPD	Max RPD	Qualifiers
Percent Moisture	%	7.1	6.9	2	10	

QUALIFIERS

Project: SUGGAR PROPERTY
Pace Project No.: 4039976

DEFINITIONS

DF - Dilution Factor, if reported, represents the factor applied to the reported data due to changes in sample preparation, dilution of the sample aliquot, or moisture content.

ND - Not Detected at or above adjusted reporting limit.

J - Estimated concentration above the adjusted method detection limit and below the adjusted reporting limit.

MDL - Adjusted Method Detection Limit.

S - Surrogate

1,2-Diphenylhydrazine (8270 listed analyte) decomposes to Azobenzene.

Consistent with EPA guidelines, unrounded data are displayed and have been used to calculate % recovery and RPD values.

LCS(D) - Laboratory Control Sample (Duplicate)

MS(D) - Matrix Spike (Duplicate)

DUP - Sample Duplicate

RPD - Relative Percent Difference

NC - Not Calculable.

U - Indicates the compound was analyzed for, but not detected.

N-Nitrosodiphenylamine decomposes and cannot be separated from Diphenylamine using Method 8270. The result reported for each analyte is a combined concentration.

Pace Analytical is NELAP accredited. Contact your Pace PM for the current list of accredited analytes.

LABORATORIES

PASI-G Pace Analytical Services - Green Bay

ANALYTE QUALIFIERS

B Analyte was detected in the associated method blank.

G2 The sample weight in the container did not meet method specifications.

Sample Condition Upon Receipt



Client Name: CHM Report Project # 4039976

Courier: Fed Ex UPS USPS Client Commercial Pace Other _____

Tracking #: _____

Custody Seal on Cooler/Box Present: yes no Seals intact: yes no

Custody Seal on Samples Present: yes no Seals intact: yes no

Packing Material: Bubble Wrap Bubble Bags None Other _____

Thermometer Used N/A Type of Ice: Wet Blue Dry None Samples on ice, cooling process has begun

Cooler Temperature POI Biological Tissue is Frozen: yes no

Temp Blank Present: yes no

Temp should be above freezing to 6°C for all sample except Biota.

Biota Samples should be received ≤ 0°C.

Person examining contents:

Date: 11/23/10

Initials: FE

Comments:

Chain of Custody Present:	<input checked="" type="checkbox"/> Yes <input type="checkbox"/> No <input type="checkbox"/> N/A	1.
Chain of Custody Filled Out:	<input checked="" type="checkbox"/> Yes <input type="checkbox"/> No <input type="checkbox"/> N/A	2.
Chain of Custody Relinquished:	<input checked="" type="checkbox"/> Yes <input type="checkbox"/> No <input type="checkbox"/> N/A	3.
Sampler Name & Signature on COC:	<input checked="" type="checkbox"/> Yes <input type="checkbox"/> No <input type="checkbox"/> N/A	4.
Samples Arrived within Hold Time:	<input checked="" type="checkbox"/> Yes <input type="checkbox"/> No <input type="checkbox"/> N/A	5.
Short Hold Time Analysis (<72hr):	<input checked="" type="checkbox"/> Yes <input type="checkbox"/> No <input type="checkbox"/> N/A	6.
Rush Turn Around Time Requested:	<input type="checkbox"/> Yes <input checked="" type="checkbox"/> No <input type="checkbox"/> N/A	7.
Sufficient Volume:	<input checked="" type="checkbox"/> Yes <input type="checkbox"/> No <input type="checkbox"/> N/A	8.
Correct Containers Used:	<input checked="" type="checkbox"/> Yes <input type="checkbox"/> No <input type="checkbox"/> N/A	9.
-Pace Containers Used:	<input checked="" type="checkbox"/> Yes <input type="checkbox"/> No <input type="checkbox"/> N/A	
Containers Intact:	<input checked="" type="checkbox"/> Yes <input type="checkbox"/> No <input type="checkbox"/> N/A	10.
Filtered volume received for Dissolved tests	<input type="checkbox"/> Yes <input checked="" type="checkbox"/> No <input type="checkbox"/> N/A	11.
Sample Labels match COC:	<input checked="" type="checkbox"/> Yes <input type="checkbox"/> No <input type="checkbox"/> N/A	12.
-Includes date/time/ID/Analysis Matrix:	<u>S</u>	
All containers needing preservation have been checked.	<input type="checkbox"/> Yes <input type="checkbox"/> No <input checked="" type="checkbox"/> N/A	13.
All containers needing preservation are found to be in compliance with EPA recommendation.	<input type="checkbox"/> Yes <input type="checkbox"/> No <input checked="" type="checkbox"/> N/A	
exceptions: VOA, coliform, TOC, O&G, WI-DRO (water)	<input type="checkbox"/> Yes <input type="checkbox"/> No	Initial when completed
		Lot # of added preservative
Samples checked for dechlorination:	<input type="checkbox"/> Yes <input type="checkbox"/> No <input checked="" type="checkbox"/> N/A	14.
Headspace in VOA Vials (>6mm):	<input type="checkbox"/> Yes <input type="checkbox"/> No <input checked="" type="checkbox"/> N/A	15.
Trip Blank Present:	<input type="checkbox"/> Yes <input type="checkbox"/> No <input checked="" type="checkbox"/> N/A	16.
Trip Blank Custody Seals Present	<input type="checkbox"/> Yes <input type="checkbox"/> No <input checked="" type="checkbox"/> N/A	
Pace Trip Blank Lot # (if purchased):		

Client Notification/ Resolution:

Field Data Required?

Y / N

Person Contacted: _____ Date/Time: _____

Comments/ Resolution: _____

Project Manager Review:

Mu

Date:

11/23/10

Note: Whenever there is a discrepancy affecting North Carolina compliance samples, a copy of this form will be sent to the North Carolina DEHNR Certification Office (i.e. out of hold, incorrect preservative, out of temp, incorrect containers)