



735 N Water Street, Suite 510
Milwaukee, Wisconsin 53202
Phone: 414-224-8300

June 8, 2022

Mr. Paul Grittner
Waukesha Service Center
Wisconsin Department of Natural Resources
141 NW Barstow Street
Waukesha, Wisconsin 53188-3789

Via Email: Paul.Grittner@wisconsin.gov

SET ENGINEERING, LLC.
Project No. 1703-0866

Subject: Groundwater Sampling Analytical Results
Mid-America Steel Drum Company Inc/Kitzinger
2529 E Norwich Avenue, St. Francis, WI
WDNR FID #241063570; BRRTS # 02-41-560089

Dear Mr. Grittner:

SET Engineering, LLC. (SET) submits *Groundwater Sampling Analytical Results* for the Mid-America Steel Drum Company/Kitzinger (MASD/Kitzinger) in St. Francis, Wisconsin ("subject property" or "site"). Tables and figures that summarize field data and laboratory analytical results are attached.

GROUNDWATER SAMPLING

On April 14 through 15, 2022, depth to groundwater measurements and groundwater samples were collected from all accessible monitoring wells at the site. Groundwater samples were collected using low-flow methods and geochemical indicator parameters were recorded during sampling. Field measurements and groundwater sampling results are presented in the attached tables.

Additionally, groundwater samples were collected from off-site monitoring wells at the adjacent perimeter to the subject property. The adjacent properties include:

- DF, Inc. site (BRRTS 02-41-097173, FID 241239460) to the north
- WI DOT Lake Arterial-Auto Wreckers ("Auto Wreckers") site (BRRTS 02-41-000269, FID 241469250) to the west

All of the groundwater samples were submitted to Pace Analytical, Inc. for analysis. WDNR Environmental Monitoring Data Certification Form 4400-231 is included as Attachment 1 and the laboratory report is included as Attachment 2.

DISCUSSION

The perched, shallow water-bearing interval exhibits irregular interpreted groundwater flow direction over previous groundwater monitoring events. For example, shallow wells MW-2 and KMW-3 exhibit groundwater elevations that vary by over 6 feet, groundwater elevation at KMW-5 varies by nearly 8 feet, and KMW-6 varies by over 10 feet.

The wells screened in the sandy interval beneath the shallow silt and clay exhibit variation of groundwater elevation of less than 3 feet, generally. Groundwater flow through the sandy water-bearing interval appears to flow toward the south.

Dissolved-phase hydrocarbons were detected in groundwater exceeding the Wisconsin Administrative Code Chapter NR 140 Enforcement Standards (NR 140 ES) in samples collected on- and off-site. Deep well SPM-4 is located at the northwest corner of the subject property and appears to be located at the up gradient portion of the site. Groundwater samples collected from SPM-4 yield approximately 3 orders of magnitude greater hydrocarbon impact than the dissolved-phase impacts reported at nested shallow well SMW-4. The extent of soil and groundwater impacts appear to be isolated to the northwest portion of the site.


RECOMMENDATIONS

SET recommends gauging depth to groundwater at the monitoring wells gauged in the April 2022 sampling event and groundwater samples to be collected for on-site monitoring wells only. SET proposes the samples be collected in October 2022. SET will evaluate groundwater elevations and evaluate interpreted flow direction and hydraulic gradient. The sampling results will be submitted to the WDNR for review.

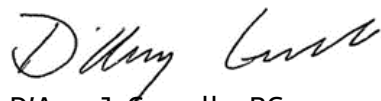
Thank you for the opportunity to assist you. Please call 414/224-8300 if you have any questions.

Sincerely,

SET ENGINEERING, LLC.



Kurt McClung, PG, PE
Senior Engineer



D'Arcy J. Gravelle, PG
Principal Geologist

c: Mike Higgins—Mid-America Steel Drum

Enclosures

Table 1	Soil Sampling Analytical Results
Table 2	Groundwater Elevations
Table 3	Geochemical Indicator Parameters
Table 4	Groundwater Sampling Analytical Results
Figure 1	Site Plan
Figure 2	Soil Sample Analytical Results
Figure 3	Shallow Groundwater Elevation Contour Map—04/14/2022
Figure 4	Deep Groundwater Elevation Contour Map—04/14/2022
Figure 5	Groundwater Sample Analytical Results
Attachment 1	Environmental Monitoring Data Certification Form 4400-231
Attachment 2	Groundwater Sampling Analytical Report

Tables

TABLE 1
Soil Sampling Analytical Results
 Mid-America Steel Drum Company Inc/Kitzinger Site
 2529 East Norwich Avenue, St. Francis, Wisconsin
 BRRTS 02-41-560089

	Date Collected	Depth (feet bgs)	Benzene	1,1-DCA	cis-1,2-DCE	Ethylbenzene	Methylene Chloride	Naphthalene	PCE	Toluene	1,1,1-TCA	TCE	1,2,4-TMB	1,3,5-TMB	Vinyl Chloride	m&p-Xylene	o-Xylene
NR 720 RCL for Industrial Direct Contact			7.07	22.2	2,340	35.4	1,150	24.1	145	818	640	8.41	219	182	2.08	260	
NR 720 RCL for Groundwater Pathway			0.0051	0.4834	0.0412	1.57	0.0026	0.6582	0.0045	1.1072	0.1402	0.0036	1.3821		0.0001	3.96	
KGP-1	6/28/2013	2-4	<0.025	0.0805	0.0877	<0.025	<0.025	<0.025	0.655	<0.025	0.193	2.34	<0.025	<0.025	<0.025	<0.050	<0.025
KGP-2	6/28/2013	2-4	<0.025	<0.025	<0.025	<0.025	<0.025	<0.025	<0.025	<0.025	<0.025	<0.025	<0.025	<0.025	<0.025	<0.050	<0.025
KGP-3	6/28/2013	2-4	<0.025	<0.025	0.204	<0.025	<0.025	<0.025	<0.025	<0.025	<0.025	0.0359J	<0.025	<0.025	<0.025	<0.050	<0.025
KMW-1	6/28/2013	2-4	<0.025	<0.025	0.0585J	<0.025	<0.025	<0.025	0.0589J	<0.025	<0.025	0.0493J	<0.025	<0.025	<0.025	<0.050	<0.025
KMW-2	6/28/2013	2-4	<0.025	<0.025	<0.025	<0.025	<0.025	<0.025	<0.025	<0.025	<0.025	<0.025	<0.025	<0.025	<0.025	<0.050	<0.025
KMW-3	6/28/2013	2-4	<0.025	<0.025	<0.025	<0.025	<0.025	<0.025	<0.025	<0.025	<0.025	<0.025	<0.025	<0.025	<0.025	<0.050	<0.025
GP17-1	11/21/2017	2-4	<0.025	<0.025	<0.025	<0.025	0.046J	<0.040	0.34	<0.025	0.047J	0.68	<0.025	<0.025	<0.025	<0.050	<0.025
		35.5-36	<0.025	<0.025	<0.025	<0.025	0.041J	<0.040	<0.025	<0.025	<0.025	<0.025	<0.025	<0.025	<0.025	<0.050	<0.025
GP17-2	11/21/2017	2-4	<0.025	<0.025	<0.025	<0.025	0.038J	<0.040	<0.025	<0.025	<0.025	<0.025	<0.025	<0.025	<0.025	<0.050	<0.025
		24-26	<0.025	<0.025	<0.025	<0.025	0.033J	<0.040	<0.025	<0.025	<0.025	<0.025	<0.025	<0.025	<0.025	<0.050	<0.025
GP17-3	11/21/2017	40-42	<0.025	<0.025	<0.025	<0.025	0.031J	<0.040	<0.025	<0.025	<0.025	<0.025	<0.025	<0.025	<0.025	<0.050	<0.025
		2-4	<0.025	<0.025	<0.025	<0.025	0.034J	<0.040	<0.025	<0.025	<0.025	<0.025	<0.025	<0.025	<0.025	<0.050	<0.025
GP17-4	11/21/2017	14-16	<0.025	<0.025	<0.025	<0.025	0.039J	<0.040	<0.025	<0.025	<0.025	<0.025	<0.025	<0.025	<0.025	<0.050	<0.025
		0-2	<0.025	<0.025	<0.025	<0.025	0.035J	<0.040	<0.025	<0.025	<0.025	0.045J	<0.025	<0.025	<0.025	<0.050	<0.025
		4-6	<0.025	<0.025	<0.025	<0.025	0.038J	<0.040	<0.025	<0.025	<0.025	0.40	<0.025	<0.025	<0.025	<0.050	<0.025

Notes

All results are expressed in milligrams per kilogram (mg/kg), equivalent to parts per million (ppm).
 Results presented in *italic* type exceed the NR 720 RCL for Industrial Direct Contact (applicable to 0 to 4 feet)
 Results presented in **bold** type exceed the NR 720 RCL for Groundwater Pathway
 All detections in soil are presented. VOCs detected in groundwater that have an NR 720 Groundwater Pathway RCL are also presented.
 J - Results between the limit of detection and limit of quantitation
 bgs - below ground surface
 NS - No Standard
 DCA - Dichloroethane
 DCE - Dichloroethene
 MTBE - Methyl tertiary Butyl Ether
 PCE - Tetrachloroethene
 TCA - Trichloroethane
 TCE - Trichloroethene
 TMB - Trimethylbenzenes
 VOCs - volatile organic compounds
 NR 720 RCL - Wisconsin Administrative Code Chapter NR 720 Residual Contaminant Level (March 2017)

TABLE 2
Groundwater Elevation Summary
 Mid-America Steel Drum Company Inc/Kitzinger Site
 2529 East Norwich Avenue, St. Francis, Wisconsin
 BRRTS 02-41-560089

MW-1 Off-Site Shallow Stick-up			
Ground Elevation		657.10	
Top of Casing Elevation		659.28	
Top of Screen Elevation		654.90	
Bottom of Screen Elevation		644.90	
Date	Depth To Water	Groundwater Elevation	Comments
12/7/2017	NM		
3/21/2018	6.10	653.18	
6/28/2018	NM		
6/21/2019	4.61	654.67	
1/27/2020	4.10	655.18	LF Green sampled DF Property
4/14/2022	3.69	655.59	

MW-2 Off-Site Shallow Flushmount			
Ground Elevation		666.04	
Top of Casing Elevation (2022)		665.77	
Top of Screen Elevation		662.12	
Bottom of Screen Elevation		652.12	
Date	Depth To Water	Groundwater Elevation	Comments
12/8/2017	NM		
3/21/2018	6.60	658.95	
6/28/2018	NM		
6/21/2019	5.72	659.83	
1/27/2020	11.90	653.65	LF Green sampled DF Property
4/14/2022	5.49	660.28	Resurveyed 4/21/2022

PMW-2 Off-Site Deep Stick-up					
Ground Elevation		665.73			
Top of Casing Elevation (2022)		665.47			
Top of Screen Elevation		649.15			
Bottom of Screen Elevation		639.15			
Date	Depth To Water	Depth to Product	Product Thickness	Un-Corrected Groundwater Elevation	Comments
12/8/2017	14.30	13.87	0.43	654.35	
3/21/2018	14.25	-	-	654.40	
6/28/2018	NM	-	-	-	
6/21/2019	11.49	-	-	657.16	
1/27/2020	8.90	-	-	659.75	LF Green sampled DF Property
4/14/2022	9.16	-	-	656.31	Resurveyed 4/21/2022

MW-3 Off-Site Shallow Flushmount			
Ground Elevation		659.24	
Top of Casing Elevation		658.66	
Top of Screen Elevation		655.32	
Bottom of Screen Elevation		645.32	
Date	Depth To Water	Groundwater Elevation	Comments
12/8/2017	5.38	653.28	
3/21/2018	5.60	653.06	
6/28/2018	NM	-	
6/21/2019	3.95	654.71	
1/27/2020	3.95	654.71	LF Green sampled DF Property
4/14/2022	4.55	654.11	

MW-4 Off-Site Shallow Stick-up			
Ground Elevation		658.57	
Top of Casing Elevation (2022)		660.74	
Top of Screen Elevation		654.57	
Bottom of Screen Elevation		644.57	
Date	Depth To Water	Groundwater Elevation	Comments
12/8/2017	NM	-	
3/21/2018	7.71	653.03	
6/28/2018	NM	-	
6/21/2019	6.81	653.93	
1/27/2020	4.40	656.34	LF Green sampled DF Property
4/14/2022	6.79	653.95	Resurveyed 4/21/2022

MW-5 Shallow Flushmount			
Ground Elevation		662.64	
Top of Casing Elevation		662.03	
Top of Screen Elevation		658.66	
Bottom of Screen Elevation		648.66	
Date	Depth To Water	Groundwater Elevation	Comments
12/8/2017	9.20	652.83	
3/21/2018	9.30	652.73	
6/28/2018	NM	-	
6/21/2019	7.67	654.36	
1/27/2020	NM	-	LF Green sampled DF Property
4/14/2022	7.78	654.25	

MW-6 Shallow Flushmount			
Ground Elevation		663.81	
Top of Casing Elevation		663.58	
Top of Screen Elevation		658.85	
Bottom of Screen Elevation		648.85	
Date	Depth To Water	Groundwater Elevation	Comments
12/8/2017	NM	-	Could not locate
3/21/2018	10.20	653.38	
6/28/2018	NM	-	
6/21/2019	8.00	655.58	
1/27/2020	NM	-	LF Green sampled DF Property
4/14/2022	8.37	655.21	Resurveyed as conf. 4/21/22

TABLE 2
Groundwater Elevation Summary
 Mid-America Steel Drum Company Inc/Kitzinger Site
 2529 East Norwich Avenue, St. Francis, Wisconsin
 BRRTS 02-41-560089

MW-7				Shallow Flushmount	
Ground Elevation				659.10	
Top of Casing Elevation (2022)				658.67	
Top of Screen Elevation				655.91	
Bottom of Screen Elevation				645.91	
Date	Depth To Water	Groundwater Elevation	Comments		
12/8/2017	8.16	651.04			
3/21/2018	NM	-			
6/28/2018	NM	-			
6/21/2019	NM	-	6 feet NAPL		
1/27/2020	NM	-	LF Green sampled DF Property		
4/14/2022	4.24	654.43	TOC cut down, resurveyed		

PMW-7				Off-Site Deep Flushmount	
Ground Elevation				659.03	
Top of Casing Elevation				658.71	
Top of Screen Elevation				643.41	
Bottom of Screen Elevation				633.41	
Date	Depth To Water	Groundwater Elevation	Comments		
12/8/2017	NM	-			
3/21/2018	NM	-			
6/28/2018	NM	-			
6/21/2019	6.21	652.50			
1/27/2020	6.00	652.71	LF Green sampled DF Property		
4/14/2022	7.38	651.33			

MW-8				Shallow Stick-up	
Ground Elevation				659.89	
Top of Casing Elevation				663.73	
Top of Screen Elevation				656.96	
Bottom of Screen Elevation				651.96	
Date	Depth To Water	Groundwater Elevation	Comments		
12/8/2017	12.55	651.18			
3/21/2018	6.88	656.85			
6/28/2018	NM	-			
6/21/2019	5.99	657.74			
1/27/2020	2.00	661.73	LF Green sampled DF Property		
4/14/2022			ABANDONED		

PMW-8				Off-Site Deep Stick-up	
Ground Elevation				659.54	
Top of Casing Elevation (2022)				659.10	
Top of Screen Elevation				635.75	
Bottom of Screen Elevation				630.75	
Date	Depth To Water	Groundwater Elevation	Comments		
12/8/2017	NM	-			
3/21/2018	12.50	649.90			
6/28/2018	NM	-			
6/21/2019	9.96	652.44			
1/27/2020	7.10	655.30	LF Green sampled DF Property		
4/14/2022	9.40	649.70	Resurveyed 4/21/2022		

MW-9				Shallow Flushmount	
Ground Elevation				656.94	
Top of Casing Elevation				659.28	
Top of Screen Elevation				653.29	
Bottom of Screen Elevation				643.29	
Date	Depth To Water	Groundwater Elevation	Comments		
12/8/2017	NM	-			
3/21/2018	NM	-			
6/28/2018	NM	-			
6/21/2019	11.77	647.51			
1/27/2020	11.90	647.38	LF Green sampled DF Property		
4/14/2022	NM	-			

MW-14				Shallow Flushmount	
Ground Elevation				667.19	
Top of Casing Elevation				666.73	
Top of Screen Elevation				661.22	
Bottom of Screen Elevation				651.22	
Date	Depth To Water	Groundwater Elevation	Comments		
12/8/2017	14.00	652.73			
3/21/2018	NM	-			
6/28/2018	NM	-			
6/21/2019	9.42	657.31			
1/27/2020	NM	-	LF Green sampled DF Property		
4/14/2022	11.44	655.29			

MW-15						Shallow Flushmount	
Ground Elevation				665.57			
Top of Casing Elevation				664.96			
Top of Screen Elevation				660.11			
Bottom of Screen Elevation				650.11			
Date	Depth To Water	Depth to Product	Product Thickness	Un-Corrected Groundwater Elevation	Comments		
12/8/2017	10.80	-	-	654.16	could not measure NAPL thickness		
3/21/2018	NM	-	-	-			
6/28/2018	NM	-	-	-			
6/21/2019	8.71	-	-	656.25			
1/27/2020	NM	-	-	-	LF Green sampled DF Property		
4/14/2022	9.29	-	-	655.67			

TABLE 2
Groundwater Elevation Summary
 Mid-America Steel Drum Company Inc/Kitzinger Site
 2529 East Norwich Avenue, St. Francis, Wisconsin
 BRRTS 02-41-560089

MW-16 Shallow Flushmount			
Ground Elevation		658.42	
Top of Casing Elevation		658.11	
Top of Screen Elevation		655.31	
Bottom of Screen Elevation		645.31	
Date	Depth To Water	Groundwater Elevation	Comments
12/8/2017	NM	-	
3/21/2018	NM	-	
6/28/2018	NM	-	
6/21/2019	2.45	655.66	
1/27/2020	3.20	654.91	LF Green sampled DF Property
4/14/2022	NM	-	

MW-17 Shallow Flushmount			
Ground Elevation		659.11	
Top of Casing Elevation		658.70	
Top of Screen Elevation		640.10	
Bottom of Screen Elevation		630.10	
Date	Depth To Water	Groundwater Elevation	Comments
12/8/2017	NM		
3/21/2018	NM		
6/28/2018	NM		
6/21/2019	5.91	652.79	
1/27/2020	6.20	652.50	LF Green sampled DF Property
4/14/2022	NM	-	

SMW-3 Shallow Flushmount			
Ground Elevation		668.81	
Top of Casing Elevation		668.17	
Top of Screen Elevation		660.32	
Bottom of Screen Elevation		650.32	
Date	Depth To Water	Groundwater Elevation	Comments
12/8/2017	NM		could not locate well
3/21/2018	4.84	663.33	
6/28/2018	4.85	663.32	
6/21/2019	4.52	663.65	
1/27/2020	NM	-	LF Green sampled DF Property
4/14/2022	NM		Well Damaged

SMW-4 Shallow Flushmount			
Ground Elevation		667.88	
Top of Casing Elevation		667.23	
Top of Screen Elevation		659.43	
Bottom of Screen Elevation		649.43	
Date	Depth To Water	Groundwater Elevation	Comments
11/22/2017	8.23	659.00	
12/8/2017	6.30	660.93	
3/21/2018	7.63	659.60	
6/28/2018	6.42	660.81	
6/21/2019	6.18	661.05	
1/27/2020	NM	-	LF Green sampled DF Property
4/14/2022	6.65	660.58	

SPM-4 Deep Flushmount			
Ground Elevation		667.86	
Top of Casing Elevation		667.53	
Top of Screen Elevation		643.23	
Bottom of Screen Elevation		633.23	
Date	Depth To Water	Groundwater Elevation	Comments
11/22/2017	3.85	663.68	
12/8/2017	14.05	653.48	
3/21/2018	14.91	652.62	
6/28/2018	11.98	655.55	
6/21/2019	11.45	656.08	
1/27/2020	NM	-	LF Green sampled DF Property
4/14/2022	14.08	653.45	

KMW-2 Shallow Flushmount			
Ground Elevation		678.01	
Top of Casing Elevation		677.65	
Top of Screen Elevation			
Bottom of Screen Elevation		662.55	
Date	Depth To Water	Groundwater Elevation	Comments
11/22/2017	2.72	674.93	
12/8/2017	2.58	675.07	
3/20/2018	3.55	674.10	
6/27/2018	0.90	676.75	
6/21/2019	1.30	676.35	
1/27/2020	NM	-	LF Green sampled DF Property
4/14/2022	NM	-	inaccessible

KMW-3 Shallow Flushmount			
Ground Elevation		678.25	
Top of Casing Elevation		677.83	
Top of Screen Elevation			
Bottom of Screen Elevation		662.73	
Date	Depth To Water	Groundwater Elevation	Comments
11/22/2017	4.49	673.34	
12/8/2017	4.63	673.20	
3/20/2018	8.43	669.40	
6/27/2018	2.93	674.90	
6/21/2019	2.05	675.78	flushmount needs repair
1/27/2020	NM	-	LF Green sampled DF Property
4/14/2022	8.23	669.60	

TABLE 2
Groundwater Elevation Summary
 Mid-America Steel Drum Company Inc/Kitzinger Site
 2529 East Norwich Avenue, St. Francis, Wisconsin
 BRRTS 02-41-560089

KMW-4 Shallow Flushmount			
Date Installed	11/27/2017		
Ground Elevation	670.76		
Top of Casing Elevation	670.15		
Top of Screen Elevation	667.15		
Bottom of Screen Elevation	652.15		
Date	Depth To Water	Groundwater Elevation	Comments
12/8/2017	17.55	652.60	
3/20/2018	13.28	656.87	
6/28/2018	8.70	661.45	
6/21/2019	9.62	660.53	
1/27/2020	NM	-	LF Green sampled DF Property
4/14/2022	9.96	660.19	

KMW-5 Shallow Stick-up			
Date Installed	11/27/2017		
Ground Elevation	671.94		
Top of Casing Elevation	671.61		
Top of Screen Elevation	666.36		
Bottom of Screen Elevation	651.36		
Date	Depth To Water	Groundwater Elevation	Comments
12/8/2017	dry		
3/20/2018	17.20	654.41	
6/27/2018	10.98	660.63	
6/21/2019	11.09	660.52	
1/27/2020	NM	-	LF Green sampled DF Property
4/14/2022	9.41	662.20	

KMW-6 Shallow Flushmount			
Ground Elevation	672.06		
Top of Casing Elevation	671.61		
Top of Screen Elevation	668.91		
Bottom of Screen Elevation	653.91		
Date	Depth To Water	Groundwater Elevation	Comments
12/8/2017	dry		
3/20/2018	5.83	665.78	
6/27/2018	3.30	668.31	
6/21/2019	NM	-	
1/27/2020	NM	-	LF Green sampled DF Property
4/14/2022	15.94	655.67	

KPZ-1 Deep Flushmount			
Ground Elevation	670.80		
Top of Casing Elevation	670.26		
Top of Screen Elevation	647.96		
Bottom of Screen Elevation	637.96		
Date	Depth To Water	Groundwater Elevation	Comments
12/8/2017	19.15	651.11	
3/20/2018	19.30	650.96	KPZ-2 TD in field notes
6/28/2018	18.18	652.08	
6/21/2019	17.21	653.05	
1/27/2020	NM	-	LF Green sampled DF Property
4/14/2022	18.73	651.53	

KPZ-2 Deep Stick-up			
Ground Elevation	672.18		
Top of Casing Elevation	671.92		
Top of Screen Elevation	644.62		
Bottom of Screen Elevation	634.62		
Date	Depth To Water	Groundwater Elevation	Comments
12/8/2017	19.50	652.42	
3/21/2018	18.42	653.50	KPZ-1 TD in field notes
6/28/2018	16.33	655.59	
6/21/2019	15.98	655.94	
1/27/2020	NM	-	LF Green sampled DF Property
4/14/2022	16.77	655.15	

Notes:

Top of Casing and Ground Elevations were obtained from a December 2017 and April 2018 land survey, except where noted.

NM = Not Measured

dry = Well did not have measurable water in casing.

TD = total depth

TABLE 3
Geochemical Indicator Parameter Measurements
 Mid-America Steel Drum Company Inc/Kitzinger Site
 2529 East Norwich Avenue, St. Francis, Wisconsin
 BRRTS 02-41-560089

MW-1						
Field Measurements						
Date Sampled	pH	Conductivity	Dissovled Oxygen	Temperature	Reduction/Oxidation Potential	Turbidity
	SU	mS/cm	mg/L	° Celsius	mV	NTU
4/14/2021	6.98	1.220	0.19	7.2	-019	282.7

MW-2						
Field Measurements						
Date Sampled	pH	Conductivity	Dissovled Oxygen	Temperature	Reduction/Oxidation Potential	Turbidity
	SU	mS/cm	mg/L	° Celsius	mV	NTU
12/8/2017	not measured- NAPL present					
6/28/2018	not measured/not sampled					
4/15/2022	6.17	2.278	0.46	9.0	-028	23.1

PMW-2						
Field Measurements						
Date Sampled	pH	Conductivity	Dissovled Oxygen	Temperature	Reduction/Oxidation Potential	Turbidity
	SU	mS/cm	mg/L	° Celsius	mV	NTU
4/15/2022	6.32	2.927	1.45	10.0	-047	13.7

MW-8						
Field Measurements						
Date Sampled	pH	Conductivity	Dissovled Oxygen	Temperature	Reduction/Oxidation Potential	Turbidity
	SU	mS/cm	mg/L	° Celsius	mV	NTU
12/8/2017	7.23	0.609	5.21	9.3	-071	12.0
6/28/2018	not measured/not sampled					
4/14/2022	abandoned					

PMW-8						
Field Measurements						
Date Sampled	pH	Conductivity	Dissovled Oxygen	Temperature	Reduction/Oxidation Potential	Turbidity
	SU	mS/cm	mg/L	° Celsius	mV	NTU
4/14/2022	7.01	0.828	0.34	9.4	-075	72.1

TABLE 3
Geochemical Indicator Parameter Measurements
 Mid-America Steel Drum Company Inc/Kitzinger Site
 2529 East Norwich Avenue, St. Francis, Wisconsin
 BRRTS 02-41-560089

MW-14						
Field Measurements						
Date Sampled	pH	Conductivity	Dissovled Oxygen	Temperature	Reduction/Oxidation Potential	Turbidity
	SU	mS/cm	mg/L	° Celsius	mV	NTU
12/8/2017	not measured- 1.0 feet of water column in well					
6/28/2018	not measured/not sampled					
4/15/2022	6.87	2.047	6.99	8.4	207	1.6

MW-15						
Field Measurements						
Date Sampled	pH	Conductivity	Dissovled Oxygen	Temperature	Reduction/Oxidation Potential	Turbidity
	SU	mS/cm	mg/L	° Celsius	mV	NTU
12/8/2017	not measured- NAPL present					
6/28/2018	not measured/not sampled					
4/15/2022	6.42	3.555	0.06	7.8	-087	71.3

SMW-3						
Field Measurements						
Date Sampled	pH	Conductivity	Dissovled Oxygen	Temperature	Reduction/Oxidation Potential	Turbidity
	SU	mS/cm	mg/L	° Celsius	mV	NTU
12/8/2017	not measured/not sampled					
6/28/2018	6.98	0.828	0.30	13.2	-098	34.2
4/15/2022	not measured/not sampled; well damaged					

SMW-4						
Field Measurements						
Date Sampled	pH	Conductivity	Dissovled Oxygen	Temperature	Reduction/Oxidation Potential	Turbidity
	SU	mS/cm	mg/L	° Celsius	mV	NTU
12/8/2017	7.36	0.508	5.65	10.0	-074	33.0
6/28/2018	6.87	0.612	0.23	14.6	024	57.1
4/15/2022	6.97	1.262	2.11	9.6	-056	7.19

SPM-4						
Field Measurements						
Date Sampled	pH	Conductivity	Dissovled Oxygen	Temperature	Reduction/Oxidation Potential	Turbidity
	SU	mS/cm	mg/L	° Celsius	mV	NTU
12/8/2017	7.35	0.956	5.12	9.2	-098	11.6
6/28/2018	7.12	1.130	0.47	13.4	-041	27.0
4/15/2022	6.83	0.628	1.43	9.8	-015	26.4

TABLE 3
Geochemical Indicator Parameter Measurements
 Mid-America Steel Drum Company Inc/Kitzinger Site
 2529 East Norwich Avenue, St. Francis, Wisconsin
 BRRTS 02-41-560089

KMW-2						
Field Measurements						
Date Sampled	pH	Conductivity	Dissovled Oxygen	Temperature	Reduction/Oxidation Potential	Turbidity
	SU	mS/cm	mg/L	° Celsius	mV	NTU
12/8/2017	7.27	0.962	14.84	14.3	-089	11.1
6/27/2018	7.38	1.391	0.69	17.8	-015	8.0
4/15/2022	not measured/not sampled; inaccessible					

KMW-3						
Field Measurements						
Date Sampled	pH	Conductivity	Dissovled Oxygen	Temperature	Reduction/Oxidation Potential	Turbidity
	SU	mS/cm	mg/L	° Celsius	mV	NTU
12/8/2017	7.38	1.820	1.55	16.2	097	27.9
6/27/2018	7.03	2.450	0.93	18.5	022	27.5
4/14/2022	6.87	2.076	1.19	7.8	055	19.2

KMW-4						
Field Measurements						
Date Sampled	pH	Conductivity	Dissovled Oxygen	Temperature	Reduction/Oxidation Potential	Turbidity
	SU	mS/cm	mg/L	° Celsius	mV	NTU
12/8/2017	not measured- 0.5 feet of water column in well					
6/28/2018	6.93	2.290	0.32	12.6	065	36.9
4/15/2022	6.9	2.455	8.67	7.0	233	1.5

KMW-5						
Field Measurements						
Date Sampled	pH	Conductivity	Dissovled Oxygen	Temperature	Reduction/Oxidation Potential	Turbidity
	SU	mS/cm	mg/L	° Celsius	mV	NTU
12/8/2017	not measured- dry well					
6/27/2018	6.98	1.260	0.85	13.3	040	26.4
4/14/2022	6.74	0.821	8.43	6.8	192	10.0

KMW-6						
Field Measurements						
Date Sampled	pH	Conductivity	Dissovled Oxygen	Temperature	Reduction/Oxidation Potential	Turbidity
	SU	mS/cm	mg/L	° Celsius	mV	NTU
12/8/2017	not measured- dry well					
6/27/2018	7.14	1.690	1.98	14.0	016	36.5
4/15/2022	6.87	1.032	0.78	7.9	004	4.4

TABLE 3
Geochemical Indicator Parameter Measurements
 Mid-America Steel Drum Company Inc/Kitzinger Site
 2529 East Norwich Avenue, St. Francis, Wisconsin
 BRRTS 02-41-560089

KPZ-1						
Field Measurements						
Date Sampled	pH	Conductivity	Dissovled Oxygen	Temperature	Reduction/Oxidation Potential	Turbidity
	SU	mS/cm	mg/L	° Celsius	mV	NTU
12/8/2017	7.41	0.980	3.58	9.3	130	15.8
6/28/2018	7.33	1.239	1.11	13.2	053	22.5
4/15/2022	7.17	1.145	2.01	8.4	239	4.1

KPZ-2						
Field Measurements						
Date Sampled	pH	Conductivity	Dissovled Oxygen	Temperature	Reduction/Oxidation Potential	Turbidity
	SU	mS/cm	mg/L	° Celsius	mV	NTU
12/8/2017	7.96	0.115	8.46	9.8	115	1.60
6/28/2018	8.03	0.403	0.57	16.1	029	28.1
4/15/2022	7.92	0.387	1.86	8.3	174	2.2

<p>NOTES: LNAPL = light non-aqueous phase liquid (ie. free-phase hydrocarbons, or free product) SU = standard units mS/cm = milliSiemens per centimeter mV = millivolts NTU = Normal Turbidity Unit NM = not measured mg/L = milligrams/liter</p>

TABLE 5
Emerging Contaminants in Groundwater
 Mid-America Steel Drum Company Inc/Kitzinger Site
 2529 East Norwich Avenue, St. Francis, Wisconsin
 BRRTS 02-41-560089

	Date Collected	1,4-Dioxane (p-Dioxane)	PFBA	PFPeA	PFBS	PFHxA	PFPeS	PFHpA	PFHxS	PFOA	6:2 FTS	PFHpS	PFNA	PFOS	PFDA
	NR 140 ES	3,000	NS	NS	NS	NS	NS	NS	NS	20	NS	NS	NS	20	NS
	NR 140 PAL	300	NS	NS	NS	NS	NS	NS	NS	2.0	NS	NS	NS	2.0	NS
MW-2	4/15/2022	<20.5	72	200	18	160	4.0	100	18	160	1.4J	2.5	21	110	2.4
PMW-2	4/15/2022	<10.3	29	180	21	140	3.8	100	11	130	10	2.1	13	89	0.98 J
SMW-4	4/15/2022	<0.0205	60	240D	15	140	5.7	92	26	250D	1.5J	5.2	28	210D	6.5
SPM-4	4/15/2022	<20.5	72	180	34	97	2.6	63	10	100	2.7	1.3J	12	33	<0.57

Notes

All results are expressed in micrograms per liter (pg/L), equivalent to parts per trillion (ppt).

Results presented in *underlined italic type* exceed the NR 140 PAL

Results presented in **bold type** exceed the NR 140 ES

D - Result obtained from analysis of diluted sample

J - Results between the limit of detection and limit of quantitation

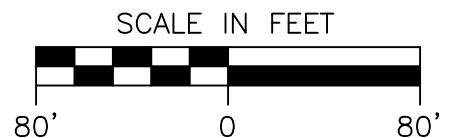
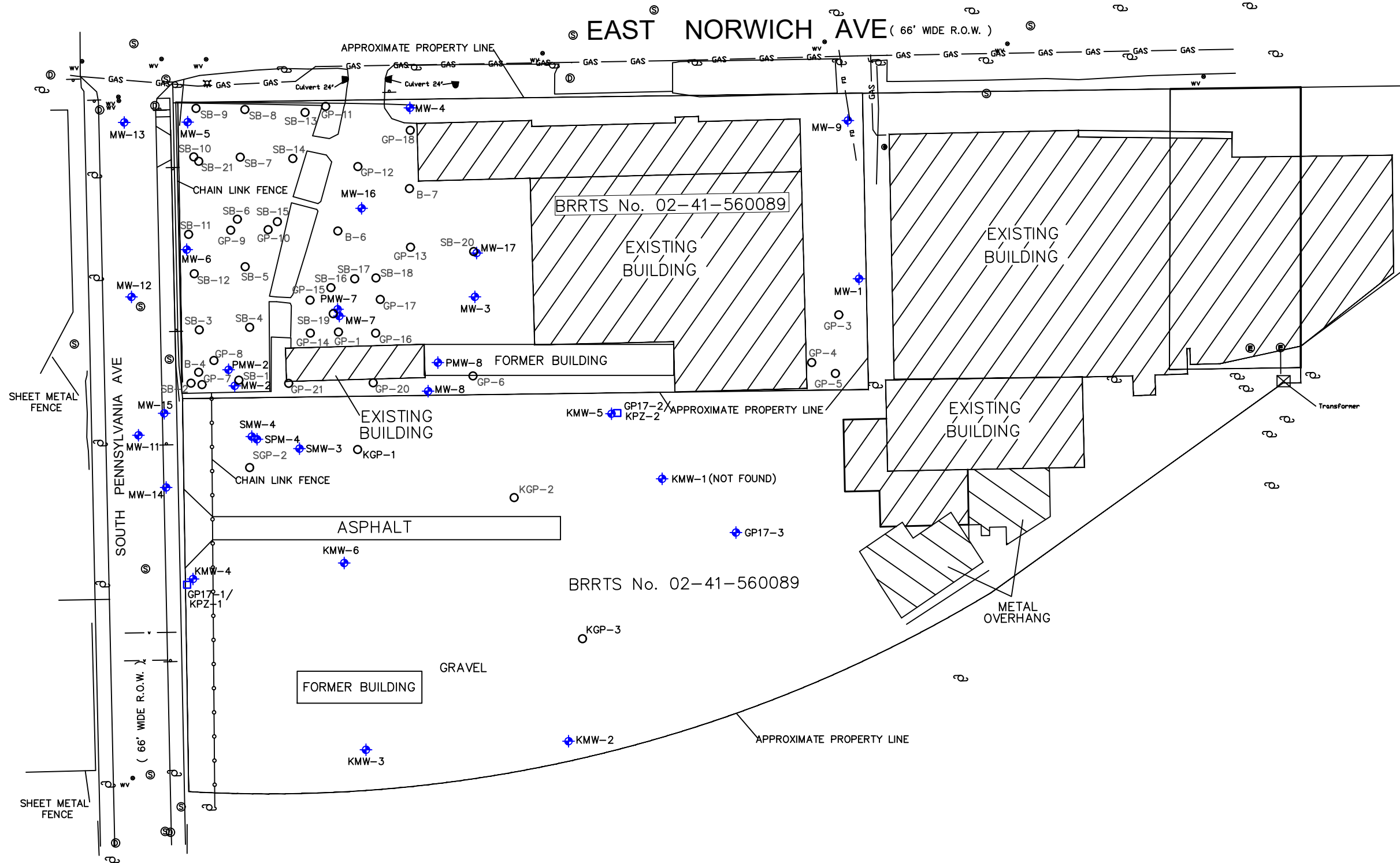
NS - No Standard

Figures

LEGEND

- - Denotes Soil Boring Location
- ⊕ - Denotes Existing Monitoring Well
- - Denotes Existing Piezometer
- ⊙ - Denotes Existing Sewer Manhole
- ⊕ - Denotes Existing Power Pole
- ⊕ - Denotes Existing Water Valve
- ⊕ - Denotes Existing Hydrant
- ⊕ - Denotes Existing Electric Manhole
- ⊕ - Denotes Existing PVC Pipe/Culvert
- ⊕ - Denotes Existing Catch Basin
- - - - - Denotes Existing Fiber Optic Line
- - - - - Denotes Existing Electric Line
- - - - - Denotes Existing Gas Line
- - - - - Denotes Existing Water Line
- - Denotes Existing Gas Meter


BRRTS No. 02-41-560089



DESIGNED BY	DATE
DRAWN BY	PROJECT
APPROVED BY	SHEET NO.
CADFILE	XREF

05/26/2022
1703-0866-0001
1
C:\3E\SET-MIL\1703-0866 (e2203-0028-WO-0001) - Mid America Steel Drum St. Francis\CAD\Pen & Norwich Base_A3E_5.26.22.dwg

FIGURE 1
SITE PLAN
 2517 & 2529 E. NORWICH AVENUE
 ST FRANCIS, WISCONSIN



- - Denotes Soil Boring Location
- ⊕ - Denotes Existing Monitoring Well
- - Denotes Existing Piezometer
- ⊙ - Denotes Existing Sewer Manhole
- ⊕ - Denotes Existing Power Pole
- ⊙ - Denotes Existing Water Valve
- ⊕ - Denotes Existing Hydrant
- ⊕ - Denotes Existing Electric Manhole
- ⊕ - Denotes Existing PVC Pipe/Culvert
- ⊕ - Denotes Existing Catch Basin
- - Denotes Existing Fiber Optic Line
- - Denotes Existing Electric Line
- - Denotes Existing Gas Line
- - Denotes Existing Water Line
- - Denotes Existing Gas Meter

NOTES
 All results are expressed in milligrams per kilogram (mg/kg), equivalent to parts per million (ppm). Results presented in *italic type* exceed the NR 720 RCL for Industrial Direct Contact (applicable to 0 to 4 feet). Results presented in **bold type** exceed the NR 720 RCL for Groundwater Pathway. All detections in soil are presented. VOCs detected in groundwater that have an NR 720 Groundwater Pathway RCL are also presented. J - Results between the limit of detection and limit of quantitation
 bgs - below ground surface
 NS - No Standard
 DCA - Dichloroethane
 DCE - Dichloroethene
 PCE - Tetrachloroethene
 TCA - Trichloroethane
 TCE - Trichloroethene
 TMB - Trimethylbenzenes
 VOCs - volatile organic compounds
 NR 720 RCL - Wisconsin Administrative Code Chapter NR 720 Residual Contaminant Level (March 2017)

Estimated extent of hydrocarbon impact to soil exceeding the NR 720 RCL for groundwater pathway

	NR 720 RCL for Groundwater Pathway	NR 720 RCL for Industrial
Benzene	0.0051	7.07
1,1-DCA	0.4834	22.2
cis-1,2-DCE	0.0412	2,340
Ethylbenzene	1.57	35.4
PCE	0.0045	145
Toluene	1.1072	818
1,1,1-TCA	0.1402	640
TCE	0.0036	8.41
1,2,4-TMB	1.3821	219
1,3,5-TMB	0.0001	182
Vinyl Chloride	0.0001	2.08
Total Xylenes	3.96	260

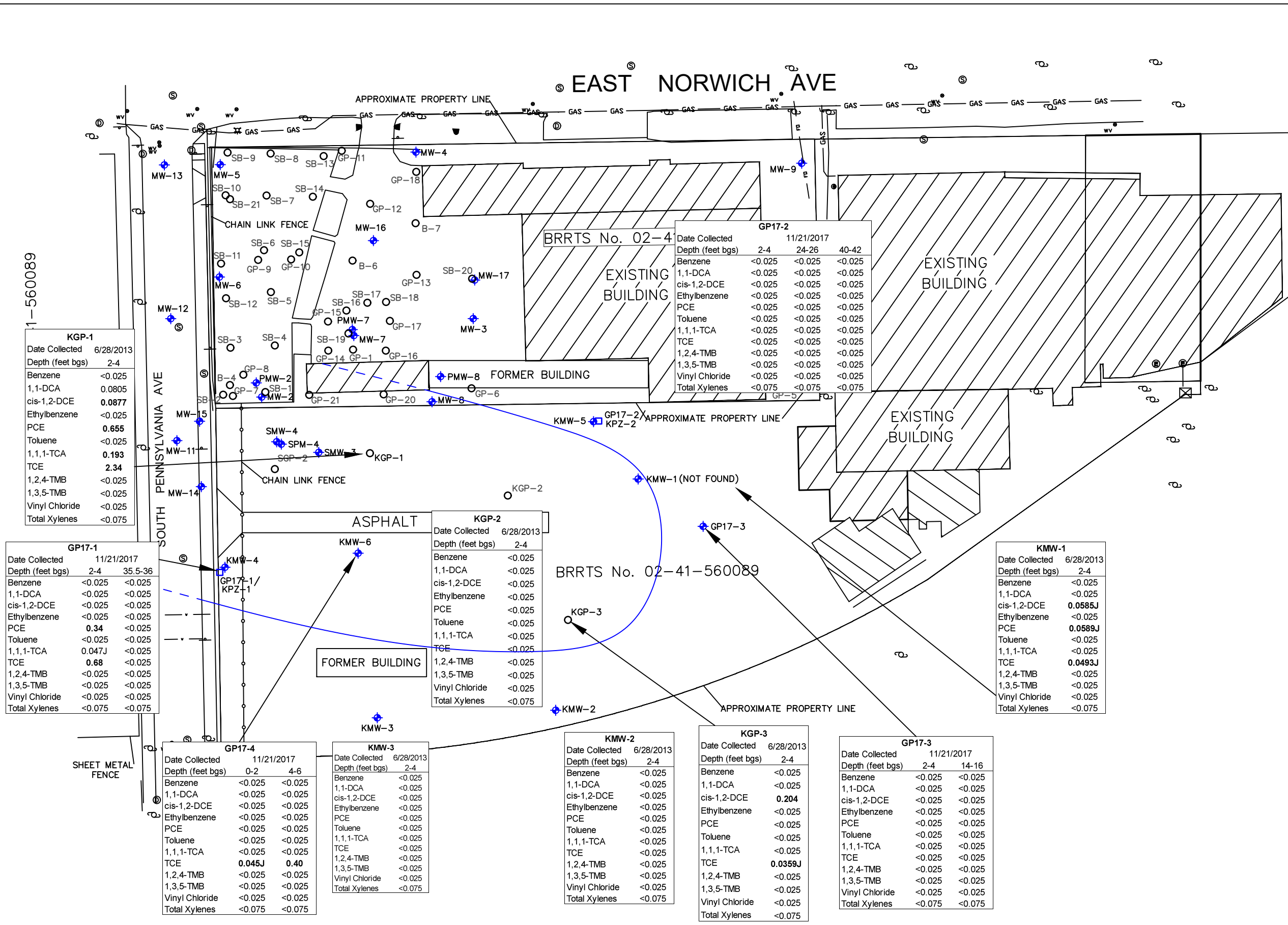

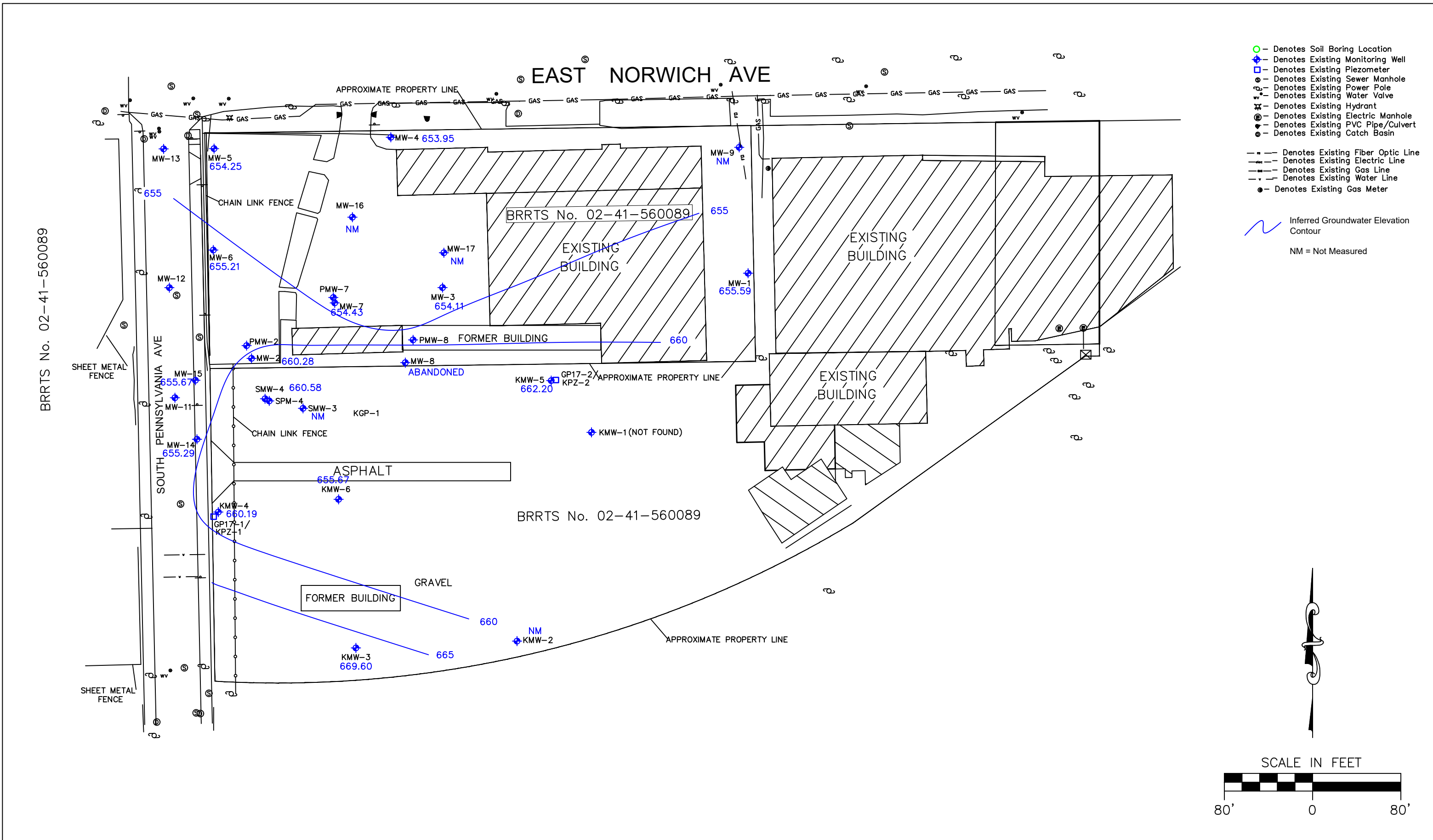


FIGURE 2
SOIL SAMPLE ANALYTICAL RESULTS
 2517 & 2529 E. NORWICH AVENUE
 ST FRANCIS, WISCONSIN

DESIGNED BY	DATE
DRAWN BY	PROJECT
APPROVED BY	SHEET NO.
CADFILE	XREF
LMAN	





- - Denotes Soil Boring Location
- ⊕ - Denotes Existing Monitoring Well
- - Denotes Existing Piezometer
- ⊙ - Denotes Existing Sewer Manhole
- ⊕ - Denotes Existing Power Pole
- ⊕ - Denotes Existing Water Valve
- ⊕ - Denotes Existing Hydrant
- ⊕ - Denotes Existing Electric Manhole
- ⊕ - Denotes Existing PVC Pipe/Culvert
- ⊕ - Denotes Existing Catch Basin
- - - - - Denotes Existing Fiber Optic Line
- - - - - Denotes Existing Electric Line
- - - - - Denotes Existing Gas Line
- - - - - Denotes Existing Water Line
- - Denotes Existing Gas Meter
- ~ ~ ~ Inferred Groundwater Elevation Contour
- NM = Not Measured

BRRTS No. 02-41-560089


EAST NORWICH AVE

SOUTH PENNSYLVANIA AVE

BRRTS No. 02-41-560089

BRRTS No. 02-41-560089

FIGURE 3
SHALLOW GROUNDWATER ELEVATION CONTOUR MAP - 04/14/2022
2517 & 2529 E. NORWICH AVENUE
ST FRANCIS, WISCONSIN



DESIGNED BY	DATE
DRAWN BY	PROJECT
APPROVED BY	SHEET NO.
CADFILE	XREF
LMAN	


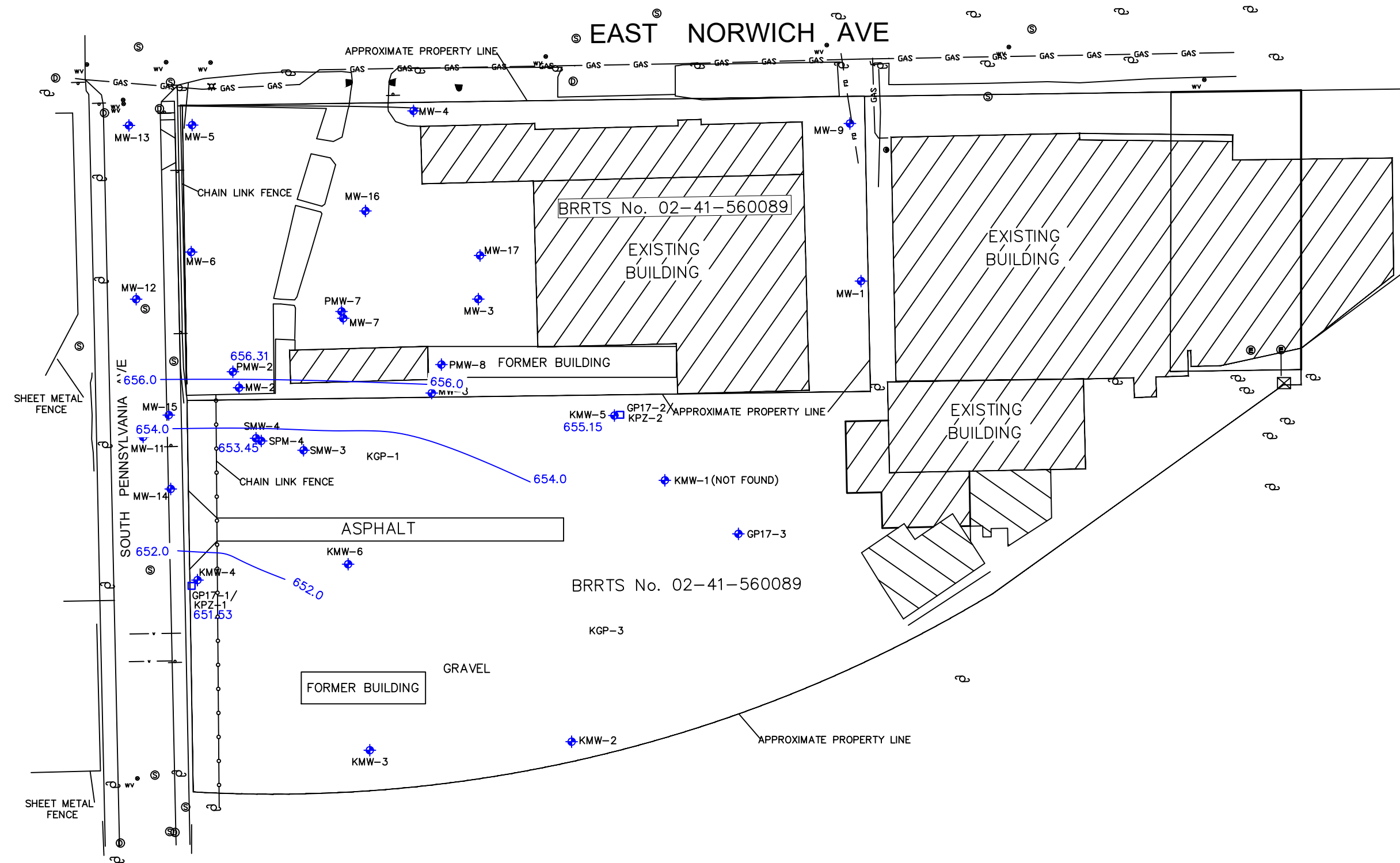
DATE	06/02/2022
PROJECT	e2203-0026-WO-0001
SHEET NO.	1
CADFILE	C:\A3E\SET-MIL\1703-0886 (e2203-0026-WO-0001) - Mid America Steel Drum St. Francis\CAD\Pen & Norwich Base_A3E_6.2.22.dwg

- - Denotes Soil Boring Location
- ⊕ - Denotes Existing Monitoring Well
- - Denotes Existing Piezometer
- ⊙ - Denotes Existing Sewer Manhole
- ⊕ - Denotes Existing Power Pole
- ⊕ - Denotes Existing Water Valve
- ⊕ - Denotes Existing Hydrant
- ⊕ - Denotes Existing Electric Manhole
- ⊕ - Denotes Existing PVC Pipe/Culvert
- ⊕ - Denotes Existing Catch Basin
- - - - - Denotes Existing Fiber Optic Line
- - - - - Denotes Existing Electric Line
- - - - - Denotes Existing Gas Line
- - - - - Denotes Existing Water Line
- - Denotes Existing Gas Meter

HYDRAULIC GRADIENT
 $\frac{dh}{dl} = 0.026 \text{ ft/ft}$


Inferred Groundwater Elevation Contour

BRRTS No. 02-41-560089



DESIGNED BY	DATE
DRAWN BY	PROJECT
APPROVED BY	SHEET NO.
CADFILE C:\A3E\SET-MIL\1703-0866 (e2203-0026-WO-0001) - Mid America Steel Drum St. Francis\CAD\Pen & Norwich Base_A3E_5.26.22.dwg	
XREF	
LMAN	

FIGURE 4
DEEP GROUNDWATER ELEVATION CONTOUR MAP - 04/14/2022
 2517 & 2529 E. NORWICH AVENUE
 ST FRANCIS, WISCONSIN



PMW-2	4/15/22
Benzene	<148
Chloroethane	2,950
1,1-DCA	22,200
1,2-DCA	388J
1,1-DCE	453J
cis-1,2-DCE	131,000
trans-1,2-DCE	936
Ethylbenzene	1,880
PCE	<204
Toluene	9,810
1,1,1-TCA	24,000
TCE	<160
Vinyl chloride	4,330
Xylenes	10,660

MW-2	4/15/22
Benzene	<295
Chloroethane	<1,380
1,1-DCA	6,870
1,2-DCA	486J
1,1-DCE	<582
cis-1,2-DCE	66,400
trans-1,2-DCE	<528
Ethylbenzene	<325
PCE	<409
Toluene	1,140
1,1,1-TCA	5,290
TCE	<320
Vinyl chloride	10,400
Xylenes	1,415J

SMW-4	4/15/22
Benzene	1.6
Chloroethane	13.7
1,1-DCA	35.8
1,2-DCA	3.3
1,1-DCE	<0.58
cis-1,2-DCE	23.5
trans-1,2-DCE	<0.53
Ethylbenzene	2.8
PCE	0.88J
Toluene	0.92J
1,1,1-TCA	7.8
TCE	18.9
Vinyl chloride	3.5
Xylenes	1.11J

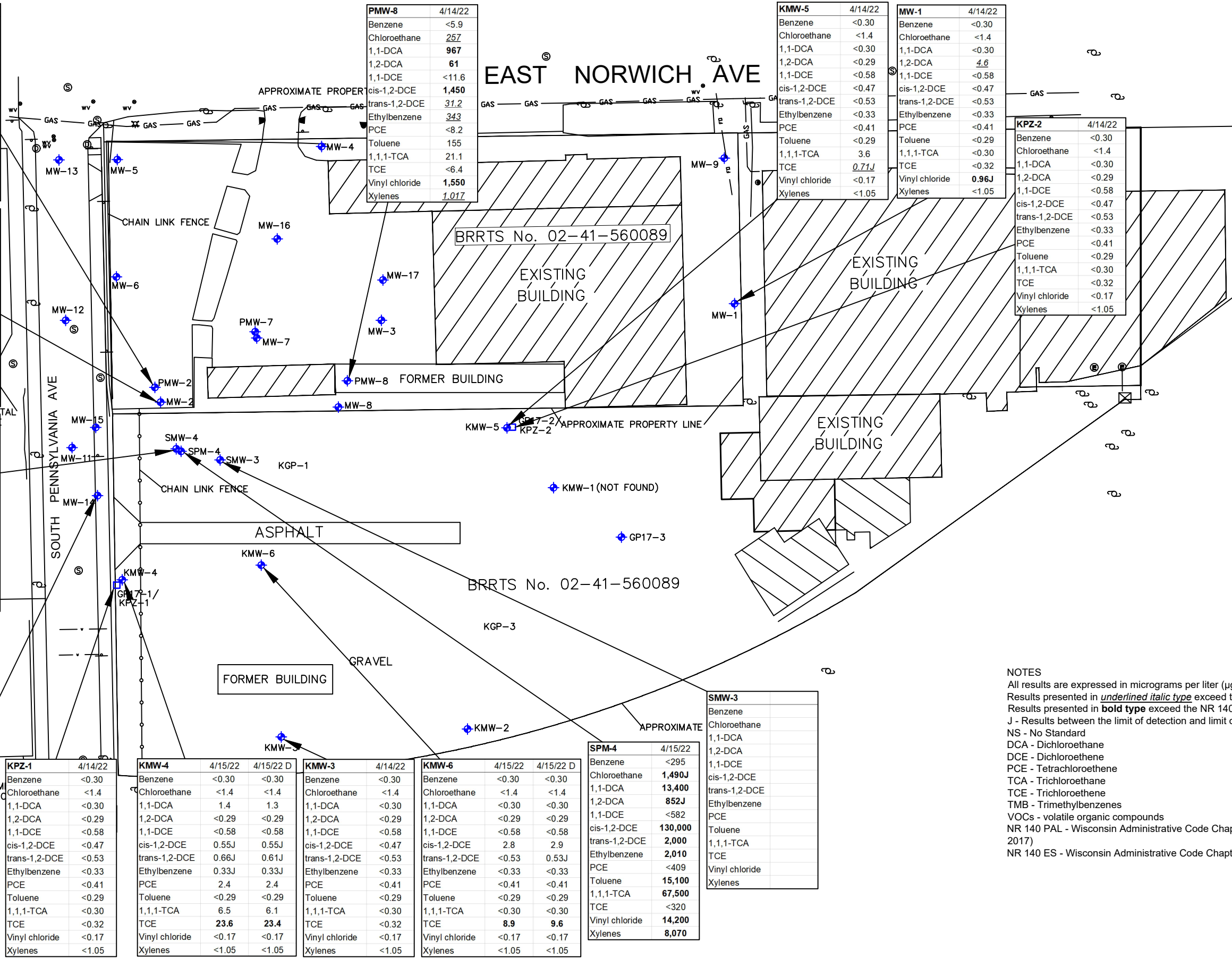
MW-14	4/15/22
Benzene	<0.30
Chloroethane	<1.4
1,1-DCA	11.7
1,2-DCA	<0.29
1,1-DCE	<0.58
cis-1,2-DCE	3.7
trans-1,2-DCE	<0.53
Ethylbenzene	<0.33
PCE	3.9
Toluene	<0.29
1,1,1-TCA	14.6
TCE	68.8
Vinyl chloride	<0.17
Xylenes	<1.05

PMW-8	4/14/22
Benzene	<5.9
Chloroethane	257
1,1-DCA	967
1,2-DCA	61
1,1-DCE	<11.6
cis-1,2-DCE	1,450
trans-1,2-DCE	31.2
Ethylbenzene	343
PCE	<8.2
Toluene	155
1,1,1-TCA	21.1
TCE	<6.4
Vinyl chloride	1,550
Xylenes	1,017

KMW-5	4/14/22
Benzene	<0.30
Chloroethane	<1.4
1,1-DCA	<0.30
1,2-DCA	<0.29
1,1-DCE	<0.58
cis-1,2-DCE	<0.47
trans-1,2-DCE	<0.53
Ethylbenzene	<0.33
PCE	<0.41
Toluene	<0.29
1,1,1-TCA	3.6
TCE	0.71J
Vinyl chloride	<0.17
Xylenes	<1.05

MW-1	4/14/22
Benzene	<0.30
Chloroethane	<1.4
1,1-DCA	<0.30
1,2-DCA	4.6
1,1-DCE	<0.58
cis-1,2-DCE	<0.47
trans-1,2-DCE	<0.53
Ethylbenzene	<0.33
PCE	<0.41
Toluene	<0.29
1,1,1-TCA	<0.30
TCE	<0.32
Vinyl chloride	0.96J
Xylenes	<1.05

KPZ-2	4/14/22
Benzene	<0.30
Chloroethane	<1.4
1,1-DCA	<0.30
1,2-DCA	<0.29
1,1-DCE	<0.58
cis-1,2-DCE	<0.47
trans-1,2-DCE	<0.53
Ethylbenzene	<0.33
PCE	<0.41
Toluene	<0.29
1,1,1-TCA	<0.30
TCE	<0.32
Vinyl chloride	<0.17
Xylenes	<1.05



- - Denotes Soil Boring Location
- ⊕ - Denotes Existing Monitoring Well
- - Denotes Existing Piezometer
- ⊙ - Denotes Existing Sewer Manhole
- ⊕ - Denotes Existing Power Pole
- ⊕ - Denotes Existing Water Valve
- ⊕ - Denotes Existing Hydrant
- ⊕ - Denotes Existing Electric Manhole
- ⊕ - Denotes Existing PVC Pipe/Culvert
- ⊕ - Denotes Existing Catch Basin
- - - - - Denotes Existing Fiber Optic Line
- - - - - Denotes Existing Electric Line
- - - - - Denotes Existing Gas Line
- - - - - Denotes Existing Water Line
- ⊕ - Denotes Existing Gas Meter

	NR 140 PAL	NR 140 ES
Benzene	0.5	5.0
Chloroethane	80	400
1,1-DCA	85	850
1,2-DCA	0.5	5.0
1,1-DCE	0.7	7.0
cis-1,2-DCE	7.0	70
trans-1,2-DCE	20	100
Ethylbenzene	140	700
PCE	0.5	5.0
Toluene	160	800
1,1,1-TCA	40	200
TCE	0.5	5.0
Vinyl chloride	0.02	0.2
Xylenes	400	2,000


NOTES
 All results are expressed in micrograms per liter (µg/L) , equivalent to parts per billion (ppb).
 Results presented in underlined italic type exceed the NR 140 PAL
 Results presented in **bold type** exceed the NR 140 ES
 J - Results between the limit of detection and limit of quantitation
 NS - No Standard
 DCA - Dichloroethane
 DCE - Dichloroethene
 PCE - Tetrachloroethene
 TCA - Trichloroethane
 TCE - Trichloroethene
 TMB - Trimethylbenzenes
 VOCs - volatile organic compounds
 NR 140 PAL - Wisconsin Administrative Code Chapter NR 140 Preventative Action Limit (February 2017)
 NR 140 ES - Wisconsin Administrative Code Chapter NR 140 Enforcement Standard (February 2017)



DESIGNED BY	DATE
DRAWN BY	PROJECT
APPROVED BY	SHEET NO.
CADFILE	XREF

05/26/2022	1703-0866-0001	1
------------	----------------	---

FIGURE 5
GROUNDWATER SAMPLE ANALYTICAL RESULTS
2517 & 2529 E. NORWICH AVENUE
ST FRANCIS, WISCONSIN



Attachment 1

Notice: Personally identifiable information collected will be used for program administration and enforcement purposes. The Department may also provide this information to requesters as required under Wisconsin's Open Records law, ss. 19.31 to 19.39, Wis. Stats. When submitting monitoring data, the owner or operator of the facility, practice or activity is required to notify the Department in writing that a groundwater standard or an explosive gas level has been attained or exceeded, as specified in ss. NR 140.24(1)(a); NR 140.26(1)(a); NR 507.30NR 635.14(9)(a); NR 635.18(20) and NR 507.30, Wis. Adm. Code. Failure to report may result in fines, forfeitures or other penalties resulting from enforcement under ss. 289.97, 291.97 or 299.95, Wis. Stats

Instructions:

- Prepare one form for each license or monitoring ID.
- Please type or print legibly.
- Attach a notification of any values that attain or exceed groundwater standards (that is, preventive action limits, enforcement standards or alternative concentration limits). The notification must include a preliminary analysis of the cause and significance of each value.
- Attach a notification of any gas values that attain or exceed explosive gas levels.
- Send the original signed form, any notification, and Electronic Data Deliverable [EDD] to:

GEMS Data Submittal Contact - WA/5
 Wisconsin Department of Natural Resources
 P.O. Box 7921
 Madison, WI 53707-7921

Monitoring Data Submittal Information

Name of entity submitting data (laboratory, consultant, facility owner)

SET Engineering, LLC.

Contact for questions about data formatting. Include data preparer's name, telephone number and Email address:

Name Kurt McClung	Phone No. (include area code) (414) 225-0592
----------------------	---

Email
kmcclung@setenv.com

Facility Name
Mid-America Steel Drum Company Inc/Kitzinger

License # / Monitoring ID	Facility ID (FID) 241063570
---------------------------	--------------------------------

Actual sampling dates (e.g., July 2-6, 2003) April 14-15, 2022	The enclosed results are for sampling required in the month(s) of: (e.g., June 2003)
---	--

Type of Data Submitted (Check all that apply):

- | | |
|---|--|
| <input checked="" type="checkbox"/> Groundwater monitoring data from monitoring wells | <input type="checkbox"/> Gas monitoring data |
| <input type="checkbox"/> Groundwater monitoring data from private water supply wells | <input type="checkbox"/> Air monitoring data |
| <input type="checkbox"/> Leachate monitoring data | <input type="checkbox"/> Other (specify): |

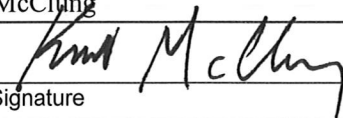
Notification attached?

- No. No groundwater standards or explosive gas limits were exceeded.
- Yes, a notification of values exceeding a groundwater standard is attached. It includes a list of monitoring points, dates, sample values, groundwater standard and preliminary analysis of the cause and significance of any concentration.
- Yes, a notification of values exceeding an explosive gas limit is attached. It includes the monitoring points, dates, sample values and explosive gas limits.

Certification

To the best of my knowledge, the information reported and statements made on this data submittal and attachments are true and correct. Furthermore, I have attached complete notification of any sampling values meeting or exceeding groundwater standards or explosive gas levels, and a preliminary analysis of the cause and significance of concentrations exceeding groundwater standards.

Facility Representative Name (Print) Kurt McClung	Title Senior Engineer	Phone No. (include area code) (414) 225-0592
--	--------------------------	---


 Signature

6/3/2022
 Date Signed (mm/dd/yyyy)

For DNR Use Only

Check action taken, and record date and your initials. Describe on back side if necessary.

- Found uploading problems on _____ Initials _____
- Notified contact of problems on _____ Uploaded data successfully on _____
- EDD format(s): Diskette CD (initial submittal and follow-up) E-mail (follow-up only) Other: _____

Attachment 2

May 13, 2022

Kurt McClung
Key Engineering Group, LTD.
735 North Water Street
Milwaukee, WI 53202

RE: Project: FORMER KITZINGER SITE
Pace Project No.: 40243547

Dear Kurt McClung:


Enclosed are the analytical results for sample(s) received by the laboratory on April 16, 2022. The results relate only to the samples included in this report. Results reported herein conform to the applicable TNI/NELAC Standards and the laboratory's Quality Manual, where applicable, unless otherwise noted in the body of the report.

The test results provided in this final report were generated by each of the following laboratories within the Pace Network:

- Pace Analytical Services - Green Bay

If you have any questions concerning this report, please feel free to contact me.

Sincerely,



Dan Milewsky
dan.milewsky@pacelabs.com
(920)469-2436
Project Manager

Enclosures



REPORT OF LABORATORY ANALYSIS

This report shall not be reproduced, except in full,
without the written consent of Pace Analytical Services, LLC.

CERTIFICATIONS

Project: FORMER KITZINGER SITE

Pace Project No.: 40243547

Pace Analytical Services Green Bay

1241 Bellevue Street, Green Bay, WI 54302

Florida/NELAP Certification #: E87948

Illinois Certification #: 200050

Kentucky UST Certification #: 82

Louisiana Certification #: 04168

Minnesota Certification #: 055-999-334

New York Certification #: 12064

North Dakota Certification #: R-150

Virginia VELAP ID: 460263

South Carolina Certification #: 83006001

Texas Certification #: T104704529-14-1

Wisconsin Certification #: 405132750

Wisconsin DATCP Certification #: 105-444

USDA Soil Permit #: P330-16-00157

Federal Fish & Wildlife Permit #: LE51774A-0

REPORT OF LABORATORY ANALYSIS

This report shall not be reproduced, except in full,
without the written consent of Pace Analytical Services, LLC.

SAMPLE SUMMARY

Project: FORMER KITZINGER SITE
Pace Project No.: 40243547

Lab ID	Sample ID	Matrix	Date Collected	Date Received
40243547001	MW-1	Water	04/14/22 14:55	04/16/22 08:20
40243547002	PMW-8	Water	04/14/22 15:30	04/16/22 08:20
40243547003	KMW-3	Water	04/14/22 16:45	04/16/22 08:20
40243547004	KMW-5	Water	04/14/22 17:40	04/16/22 08:20
40243547005	KMW-6	Water	04/15/22 09:40	04/16/22 08:20
40243547006	KMW-4	Water	04/15/22 10:40	04/16/22 08:20
40243547007	KPZ-2	Water	04/15/22 11:50	04/16/22 08:20
40243547008	KPZ-1	Water	04/15/22 11:15	04/16/22 08:20
40243547009	MW-14	Water	04/15/22 12:25	04/16/22 08:20
40243547010	MW-15	Water	04/15/22 13:10	04/16/22 08:20
40243547011	PMW-2	Water	04/15/22 13:55	04/16/22 08:20
40243547012	SMW-4	Water	04/15/22 14:50	04/16/22 08:20
40243547013	MW-2	Water	04/15/22 15:25	04/16/22 08:20
40243547014	SPM-4	Water	04/15/22 16:10	04/16/22 08:20
40243547015	DUP-1	Water	04/15/22 00:00	04/16/22 08:20
40243547016	DUP-2	Water	04/15/22 00:00	04/16/22 08:20
40243547017	TRIP BLANK	Water	04/15/22 00:00	04/16/22 08:20

REPORT OF LABORATORY ANALYSIS

This report shall not be reproduced, except in full,
without the written consent of Pace Analytical Services, LLC.

SAMPLE ANALYTE COUNT

Project: FORMER KITZINGER SITE
Pace Project No.: 40243547

Lab ID	Sample ID	Method	Analysts	Analytes Reported	Laboratory
40243547001	MW-1	EPA 8260	JAV	64	PASI-G
40243547002	PMW-8	EPA 8260	JAV	64	PASI-G
40243547003	KMW-3	EPA 8260	JAV	68	PASI-G
40243547004	KMW-5	EPA 8260	JAV	64	PASI-G
40243547005	KMW-6	EPA 8260	JAV	64	PASI-G
40243547006	KMW-4	EPA 8260	JAV	64	PASI-G
40243547007	KPZ-2	EPA 8260	JAV	64	PASI-G
40243547008	KPZ-1	EPA 8260	JAV	64	PASI-G
40243547009	MW-14	EPA 8260	JAV	64	PASI-G
40243547010	MW-15	EPA 8260	JAV	64	PASI-G
40243547011	PMW-2	EPA 8260	JAV	65	PASI-G
40243547012	SMW-4	EPA 8260	JAV	65	PASI-G
40243547013	MW-2	EPA 8260	JAV	65	PASI-G
40243547014	SPM-4	EPA 8260	JAV	65	PASI-G
40243547015	DUP-1	EPA 8260	JAV	64	PASI-G
40243547016	DUP-2	EPA 8260	JAV	64	PASI-G
40243547017	TRIP BLANK	EPA 8260	JAV	64	PASI-G

PASI-G = Pace Analytical Services - Green Bay

REPORT OF LABORATORY ANALYSIS

This report shall not be reproduced, except in full,
without the written consent of Pace Analytical Services, LLC.

SUMMARY OF DETECTION

Project: FORMER KITZINGER SITE
Pace Project No.: 40243547

Lab Sample ID	Client Sample ID	Result	Units	Report Limit	Analyzed	Qualifiers
Method	Parameters					
40243547001	MW-1					
EPA 8260	1,2-Dichloroethane	4.6	ug/L	1.0	04/20/22 12:19	
EPA 8260	Vinyl chloride	0.96J	ug/L	1.0	04/20/22 12:19	
40243547002	PMW-8					
EPA 8260	n-Butylbenzene	18.3J	ug/L	20.0	04/20/22 18:25	
EPA 8260	sec-Butylbenzene	8.7J	ug/L	20.0	04/20/22 18:25	
EPA 8260	Chloroethane	257	ug/L	100	04/20/22 18:25	
EPA 8260	1,1-Dichloroethane	967	ug/L	20.0	04/20/22 18:25	
EPA 8260	1,2-Dichloroethane	61.3	ug/L	20.0	04/20/22 18:25	
EPA 8260	cis-1,2-Dichloroethene	1450	ug/L	20.0	04/20/22 18:25	
EPA 8260	trans-1,2-Dichloroethene	31.2	ug/L	20.0	04/20/22 18:25	
EPA 8260	Ethylbenzene	343	ug/L	20.0	04/20/22 18:25	
EPA 8260	Naphthalene	25.0J	ug/L	100	04/20/22 18:25	
EPA 8260	n-Propylbenzene	33.2	ug/L	20.0	04/20/22 18:25	
EPA 8260	Toluene	155	ug/L	20.0	04/20/22 18:25	
EPA 8260	1,1,1-Trichloroethane	21.1	ug/L	20.0	04/20/22 18:25	
EPA 8260	1,2,4-Trimethylbenzene	227	ug/L	20.0	04/20/22 18:25	
EPA 8260	1,3,5-Trimethylbenzene	47.5	ug/L	20.0	04/20/22 18:25	
EPA 8260	Vinyl chloride	1550	ug/L	20.0	04/20/22 18:25	
EPA 8260	m&p-Xylene	860	ug/L	40.0	04/20/22 18:25	
EPA 8260	o-Xylene	157	ug/L	20.0	04/20/22 18:25	
40243547004	KMW-5					
EPA 8260	1,1,1-Trichloroethane	3.6	ug/L	1.0	04/20/22 12:38	
EPA 8260	Trichloroethene	0.71J	ug/L	1.0	04/20/22 12:38	
40243547005	KMW-6					
EPA 8260	cis-1,2-Dichloroethene	2.8	ug/L	1.0	04/20/22 12:57	
EPA 8260	Trichloroethene	8.9	ug/L	1.0	04/20/22 12:57	
40243547006	KMW-4					
EPA 8260	1,1-Dichloroethane	1.4	ug/L	1.0	04/20/22 13:17	
EPA 8260	cis-1,2-Dichloroethene	0.55J	ug/L	1.0	04/20/22 13:17	
EPA 8260	trans-1,2-Dichloroethene	0.66J	ug/L	1.0	04/20/22 13:17	
EPA 8260	Tetrachloroethene	2.4	ug/L	1.0	04/20/22 13:17	
EPA 8260	1,1,1-Trichloroethane	6.5	ug/L	1.0	04/20/22 13:17	
EPA 8260	Trichloroethene	23.6	ug/L	1.0	04/20/22 13:17	
40243547009	MW-14					
EPA 8260	1,1-Dichloroethane	11.7	ug/L	1.0	04/20/22 14:14	
EPA 8260	cis-1,2-Dichloroethene	3.7	ug/L	1.0	04/20/22 14:14	
EPA 8260	Tetrachloroethene	3.9	ug/L	1.0	04/20/22 14:14	
EPA 8260	1,1,1-Trichloroethane	14.6	ug/L	1.0	04/20/22 14:14	
EPA 8260	Trichloroethene	68.8	ug/L	1.0	04/20/22 14:14	
40243547010	MW-15					
EPA 8260	Benzene	0.35J	ug/L	1.0	04/20/22 15:51	
EPA 8260	n-Butylbenzene	3.9	ug/L	1.0	04/20/22 15:51	
EPA 8260	sec-Butylbenzene	4.7	ug/L	1.0	04/20/22 15:51	
EPA 8260	tert-Butylbenzene	1.1	ug/L	1.0	04/20/22 15:51	

REPORT OF LABORATORY ANALYSIS

This report shall not be reproduced, except in full,
without the written consent of Pace Analytical Services, LLC.

SUMMARY OF DETECTION

Project: FORMER KITZINGER SITE

Pace Project No.: 40243547

Lab Sample ID	Client Sample ID	Result	Units	Report Limit	Analyzed	Qualifiers
Method	Parameters					
40243547010	MW-15					
EPA 8260	Chloroethane	3.7J	ug/L	5.0	04/20/22 15:51	
EPA 8260	1,1-Dichloroethane	1.4	ug/L	1.0	04/20/22 15:51	
EPA 8260	Ethylbenzene	1.0	ug/L	1.0	04/20/22 15:51	
EPA 8260	Isopropylbenzene (Cumene)	8.6	ug/L	5.0	04/20/22 15:51	
EPA 8260	n-Propylbenzene	12.6	ug/L	1.0	04/20/22 15:51	
EPA 8260	Trichloroethene	0.38J	ug/L	1.0	04/20/22 15:51	
40243547011	PMW-2					
EPA 8260	1,1,1-Trichloroethane	24000	ug/L	500	04/20/22 17:46	
EPA 8260	1,1-Dichloroethane	22200	ug/L	500	04/20/22 17:46	
EPA 8260	1,1-Dichloroethene	453J	ug/L	500	04/20/22 17:46	
EPA 8260	1,2,4-Trimethylbenzene	459J	ug/L	500	04/20/22 17:46	
EPA 8260	1,2-Dichloroethane	388J	ug/L	500	04/20/22 17:46	
EPA 8260	Chloroethane	2950	ug/L	2500	04/20/22 17:46	
EPA 8260	Ethylbenzene	1880	ug/L	500	04/20/22 17:46	
EPA 8260	Methylene Chloride	674J	ug/L	2500	04/20/22 17:46	
EPA 8260	Toluene	9810	ug/L	500	04/20/22 17:46	
EPA 8260	Vinyl chloride	4330	ug/L	500	04/20/22 17:46	
EPA 8260	cis-1,2-Dichloroethene	131000	ug/L	500	04/20/22 17:46	
EPA 8260	m&p-Xylene	7670	ug/L	1000	04/20/22 17:46	
EPA 8260	o-Xylene	2990	ug/L	500	04/20/22 17:46	
EPA 8260	trans-1,2-Dichloroethene	936	ug/L	500	04/20/22 17:46	
40243547012	SMW-4					
EPA 8260	1,1,1-Trichloroethane	7.8	ug/L	1.0	04/20/22 16:49	
EPA 8260	1,1,2-Trichloroethane	0.36J	ug/L	5.0	04/20/22 16:49	
EPA 8260	1,1-Dichloroethane	35.8	ug/L	1.0	04/20/22 16:49	
EPA 8260	1,2,4-Trimethylbenzene	18.9	ug/L	1.0	04/20/22 16:49	
EPA 8260	1,2-Dichloroethane	3.3	ug/L	1.0	04/20/22 16:49	
EPA 8260	Benzene	1.6	ug/L	1.0	04/20/22 16:49	
EPA 8260	Chloroethane	13.7	ug/L	5.0	04/20/22 16:49	
EPA 8260	Ethylbenzene	2.8	ug/L	1.0	04/20/22 16:49	
EPA 8260	Isopropylbenzene (Cumene)	9.9	ug/L	5.0	04/20/22 16:49	
EPA 8260	Tetrachloroethene	0.88J	ug/L	1.0	04/20/22 16:49	
EPA 8260	Toluene	0.92J	ug/L	1.0	04/20/22 16:49	
EPA 8260	Trichloroethene	18.9	ug/L	1.0	04/20/22 16:49	
EPA 8260	Vinyl chloride	3.5	ug/L	1.0	04/20/22 16:49	
EPA 8260	cis-1,2-Dichloroethene	23.5	ug/L	1.0	04/20/22 16:49	
EPA 8260	m&p-Xylene	0.76J	ug/L	2.0	04/20/22 16:49	
EPA 8260	n-Butylbenzene	5.0	ug/L	1.0	04/20/22 16:49	
EPA 8260	n-Propylbenzene	11.6	ug/L	1.0	04/20/22 16:49	
EPA 8260	sec-Butylbenzene	5.1	ug/L	1.0	04/20/22 16:49	
40243547013	MW-2					
EPA 8260	1,1,1-Trichloroethane	5290	ug/L	1000	04/20/22 17:08	
EPA 8260	1,1-Dichloroethane	6870	ug/L	1000	04/20/22 17:08	
EPA 8260	1,2-Dichloroethane	486J	ug/L	1000	04/20/22 17:08	
EPA 8260	Toluene	1140	ug/L	1000	04/20/22 17:08	
EPA 8260	Vinyl chloride	10400	ug/L	1000	04/20/22 17:08	

REPORT OF LABORATORY ANALYSIS

This report shall not be reproduced, except in full,
without the written consent of Pace Analytical Services, LLC.

SUMMARY OF DETECTION

Project: FORMER KITZINGER SITE
Pace Project No.: 40243547

Lab Sample ID Method	Client Sample ID Parameters	Result	Units	Report Limit	Analyzed	Qualifiers
40243547013	MW-2					
EPA 8260	cis-1,2-Dichloroethene	66400	ug/L	1000	04/20/22 17:08	
EPA 8260	m&p-Xylene	892J	ug/L	2000	04/20/22 17:08	
EPA 8260	o-Xylene	523J	ug/L	1000	04/20/22 17:08	
40243547014	SPM-4					
EPA 8260	1,1,1-Trichloroethane	67500	ug/L	1000	04/20/22 17:27	
EPA 8260	1,1-Dichloroethane	13400	ug/L	1000	04/20/22 17:27	
EPA 8260	1,2-Dichloroethane	852J	ug/L	1000	04/20/22 17:27	
EPA 8260	Chloroethane	1490J	ug/L	5000	04/20/22 17:27	
EPA 8260	Ethylbenzene	2010	ug/L	1000	04/20/22 17:27	
EPA 8260	Toluene	15100	ug/L	1000	04/20/22 17:27	
EPA 8260	Vinyl chloride	14200	ug/L	1000	04/20/22 17:27	
EPA 8260	cis-1,2-Dichloroethene	130000	ug/L	1000	04/20/22 17:27	
EPA 8260	m&p-Xylene	5480	ug/L	2000	04/20/22 17:27	
EPA 8260	o-Xylene	2590	ug/L	1000	04/20/22 17:27	
EPA 8260	trans-1,2-Dichloroethene	2000	ug/L	1000	04/20/22 17:27	
40243547015	DUP-1					
EPA 8260	cis-1,2-Dichloroethene	2.9	ug/L	1.0	04/20/22 16:10	
EPA 8260	trans-1,2-Dichloroethene	0.53J	ug/L	1.0	04/20/22 16:10	
EPA 8260	Trichloroethene	9.6	ug/L	1.0	04/20/22 16:10	
40243547016	DUP-2					
EPA 8260	1,1-Dichloroethane	1.3	ug/L	1.0	04/20/22 16:29	
EPA 8260	cis-1,2-Dichloroethene	0.55J	ug/L	1.0	04/20/22 16:29	
EPA 8260	trans-1,2-Dichloroethene	0.61J	ug/L	1.0	04/20/22 16:29	
EPA 8260	Tetrachloroethene	2.4	ug/L	1.0	04/20/22 16:29	
EPA 8260	1,1,1-Trichloroethane	6.1	ug/L	1.0	04/20/22 16:29	
EPA 8260	Trichloroethene	23.4	ug/L	1.0	04/20/22 16:29	

REPORT OF LABORATORY ANALYSIS

This report shall not be reproduced, except in full,
without the written consent of Pace Analytical Services, LLC.

ANALYTICAL RESULTS

Project: FORMER KITZINGER SITE
Pace Project No.: 40243547

Sample: MW-1 **Lab ID: 40243547001** Collected: 04/14/22 14:55 Received: 04/16/22 08:20 Matrix: Water

Parameters	Results	Units	LOQ	LOD	DF	Prepared	Analyzed	CAS No.	Qual
8260 MSV									
Analytical Method: EPA 8260									
Pace Analytical Services - Green Bay									
Benzene	<0.30	ug/L	1.0	0.30	1		04/20/22 12:19	71-43-2	
Bromobenzene	<0.36	ug/L	1.0	0.36	1		04/20/22 12:19	108-86-1	
Bromochloromethane	<0.36	ug/L	5.0	0.36	1		04/20/22 12:19	74-97-5	
Bromodichloromethane	<0.42	ug/L	1.0	0.42	1		04/20/22 12:19	75-27-4	
Bromoform	<3.8	ug/L	5.0	3.8	1		04/20/22 12:19	75-25-2	
Bromomethane	<1.2	ug/L	5.0	1.2	1		04/20/22 12:19	74-83-9	
n-Butylbenzene	<0.86	ug/L	1.0	0.86	1		04/20/22 12:19	104-51-8	
sec-Butylbenzene	<0.42	ug/L	1.0	0.42	1		04/20/22 12:19	135-98-8	
tert-Butylbenzene	<0.59	ug/L	1.0	0.59	1		04/20/22 12:19	98-06-6	
Carbon tetrachloride	<0.37	ug/L	1.0	0.37	1		04/20/22 12:19	56-23-5	
Chlorobenzene	<0.86	ug/L	1.0	0.86	1		04/20/22 12:19	108-90-7	
Chloroethane	<1.4	ug/L	5.0	1.4	1		04/20/22 12:19	75-00-3	
Chloroform	<1.2	ug/L	5.0	1.2	1		04/20/22 12:19	67-66-3	
Chloromethane	<1.6	ug/L	5.0	1.6	1		04/20/22 12:19	74-87-3	
2-Chlorotoluene	<0.89	ug/L	5.0	0.89	1		04/20/22 12:19	95-49-8	
4-Chlorotoluene	<0.89	ug/L	5.0	0.89	1		04/20/22 12:19	106-43-4	
1,2-Dibromo-3-chloropropane	<2.4	ug/L	5.0	2.4	1		04/20/22 12:19	96-12-8	
Dibromochloromethane	<2.6	ug/L	5.0	2.6	1		04/20/22 12:19	124-48-1	
1,2-Dibromoethane (EDB)	<0.31	ug/L	1.0	0.31	1		04/20/22 12:19	106-93-4	
Dibromomethane	<0.99	ug/L	5.0	0.99	1		04/20/22 12:19	74-95-3	
1,2-Dichlorobenzene	<0.33	ug/L	1.0	0.33	1		04/20/22 12:19	95-50-1	
1,3-Dichlorobenzene	<0.35	ug/L	1.0	0.35	1		04/20/22 12:19	541-73-1	
1,4-Dichlorobenzene	<0.89	ug/L	1.0	0.89	1		04/20/22 12:19	106-46-7	
Dichlorodifluoromethane	<0.46	ug/L	5.0	0.46	1		04/20/22 12:19	75-71-8	
1,1-Dichloroethane	<0.30	ug/L	1.0	0.30	1		04/20/22 12:19	75-34-3	
1,2-Dichloroethane	4.6	ug/L	1.0	0.29	1		04/20/22 12:19	107-06-2	
1,1-Dichloroethene	<0.58	ug/L	1.0	0.58	1		04/20/22 12:19	75-35-4	
cis-1,2-Dichloroethene	<0.47	ug/L	1.0	0.47	1		04/20/22 12:19	156-59-2	
trans-1,2-Dichloroethene	<0.53	ug/L	1.0	0.53	1		04/20/22 12:19	156-60-5	
1,2-Dichloropropane	<0.45	ug/L	1.0	0.45	1		04/20/22 12:19	78-87-5	
1,3-Dichloropropane	<0.30	ug/L	1.0	0.30	1		04/20/22 12:19	142-28-9	
2,2-Dichloropropane	<4.2	ug/L	5.0	4.2	1		04/20/22 12:19	594-20-7	
1,1-Dichloropropene	<0.41	ug/L	1.0	0.41	1		04/20/22 12:19	563-58-6	
cis-1,3-Dichloropropene	<0.36	ug/L	1.0	0.36	1		04/20/22 12:19	10061-01-5	
trans-1,3-Dichloropropene	<3.5	ug/L	5.0	3.5	1		04/20/22 12:19	10061-02-6	
Diisopropyl ether	<1.1	ug/L	5.0	1.1	1		04/20/22 12:19	108-20-3	
Ethylbenzene	<0.33	ug/L	1.0	0.33	1		04/20/22 12:19	100-41-4	
Hexachloro-1,3-butadiene	<2.7	ug/L	5.0	2.7	1		04/20/22 12:19	87-68-3	
Isopropylbenzene (Cumene)	<1.0	ug/L	5.0	1.0	1		04/20/22 12:19	98-82-8	
p-Isopropyltoluene	<1.0	ug/L	5.0	1.0	1		04/20/22 12:19	99-87-6	
Methylene Chloride	<0.32	ug/L	5.0	0.32	1		04/20/22 12:19	75-09-2	
Methyl-tert-butyl ether	<1.1	ug/L	5.0	1.1	1		04/20/22 12:19	1634-04-4	
Naphthalene	<1.1	ug/L	5.0	1.1	1		04/20/22 12:19	91-20-3	
n-Propylbenzene	<0.35	ug/L	1.0	0.35	1		04/20/22 12:19	103-65-1	
Styrene	<0.36	ug/L	1.0	0.36	1		04/20/22 12:19	100-42-5	

REPORT OF LABORATORY ANALYSIS

This report shall not be reproduced, except in full,
without the written consent of Pace Analytical Services, LLC.

ANALYTICAL RESULTS

Project: FORMER KITZINGER SITE

Pace Project No.: 40243547

Sample: MW-1 **Lab ID: 40243547001** Collected: 04/14/22 14:55 Received: 04/16/22 08:20 Matrix: Water

Parameters	Results	Units	LOQ	LOD	DF	Prepared	Analyzed	CAS No.	Qual
8260 MSV									
Analytical Method: EPA 8260									
Pace Analytical Services - Green Bay									
1,1,1,2-Tetrachloroethane	<0.36	ug/L	1.0	0.36	1		04/20/22 12:19	630-20-6	
1,1,1,2-Tetrachloroethane	<0.38	ug/L	1.0	0.38	1		04/20/22 12:19	79-34-5	
Tetrachloroethene	<0.41	ug/L	1.0	0.41	1		04/20/22 12:19	127-18-4	
Toluene	<0.29	ug/L	1.0	0.29	1		04/20/22 12:19	108-88-3	
1,2,3-Trichlorobenzene	<1.0	ug/L	5.0	1.0	1		04/20/22 12:19	87-61-6	
1,2,4-Trichlorobenzene	<0.95	ug/L	5.0	0.95	1		04/20/22 12:19	120-82-1	
1,1,1-Trichloroethane	<0.30	ug/L	1.0	0.30	1		04/20/22 12:19	71-55-6	
1,1,2-Trichloroethane	<0.34	ug/L	5.0	0.34	1		04/20/22 12:19	79-00-5	
Trichloroethene	<0.32	ug/L	1.0	0.32	1		04/20/22 12:19	79-01-6	
Trichlorofluoromethane	<0.42	ug/L	1.0	0.42	1		04/20/22 12:19	75-69-4	
1,2,3-Trichloropropane	<0.56	ug/L	5.0	0.56	1		04/20/22 12:19	96-18-4	
1,2,4-Trimethylbenzene	<0.45	ug/L	1.0	0.45	1		04/20/22 12:19	95-63-6	
1,3,5-Trimethylbenzene	<0.36	ug/L	1.0	0.36	1		04/20/22 12:19	108-67-8	
Vinyl chloride	0.96J	ug/L	1.0	0.17	1		04/20/22 12:19	75-01-4	
m&p-Xylene	<0.70	ug/L	2.0	0.70	1		04/20/22 12:19	179601-23-1	
o-Xylene	<0.35	ug/L	1.0	0.35	1		04/20/22 12:19	95-47-6	
Surrogates									
4-Bromofluorobenzene (S)	98	%	70-130		1		04/20/22 12:19	460-00-4	
1,2-Dichlorobenzene-d4 (S)	96	%	70-130		1		04/20/22 12:19	2199-69-1	
Toluene-d8 (S)	104	%	70-130		1		04/20/22 12:19	2037-26-5	

REPORT OF LABORATORY ANALYSIS

This report shall not be reproduced, except in full,
without the written consent of Pace Analytical Services, LLC.

ANALYTICAL RESULTS

Project: FORMER KITZINGER SITE
Pace Project No.: 40243547

Sample: PMW-8 **Lab ID: 40243547002** Collected: 04/14/22 15:30 Received: 04/16/22 08:20 Matrix: Water

Parameters	Results	Units	LOQ	LOD	DF	Prepared	Analyzed	CAS No.	Qual
8260 MSV									
Analytical Method: EPA 8260									
Pace Analytical Services - Green Bay									
Benzene	<5.9	ug/L	20.0	5.9	20		04/20/22 18:25	71-43-2	
Bromobenzene	<7.2	ug/L	20.0	7.2	20		04/20/22 18:25	108-86-1	
Bromochloromethane	<7.2	ug/L	100	7.2	20		04/20/22 18:25	74-97-5	
Bromodichloromethane	<8.3	ug/L	20.0	8.3	20		04/20/22 18:25	75-27-4	
Bromoform	<76.0	ug/L	100	76.0	20		04/20/22 18:25	75-25-2	
Bromomethane	<23.8	ug/L	100	23.8	20		04/20/22 18:25	74-83-9	
n-Butylbenzene	18.3J	ug/L	20.0	17.1	20		04/20/22 18:25	104-51-8	
sec-Butylbenzene	8.7J	ug/L	20.0	8.5	20		04/20/22 18:25	135-98-8	
tert-Butylbenzene	<11.7	ug/L	20.0	11.7	20		04/20/22 18:25	98-06-6	
Carbon tetrachloride	<7.4	ug/L	20.0	7.4	20		04/20/22 18:25	56-23-5	
Chlorobenzene	<17.1	ug/L	20.0	17.1	20		04/20/22 18:25	108-90-7	
Chloroethane	257	ug/L	100	27.6	20		04/20/22 18:25	75-00-3	
Chloroform	<23.7	ug/L	100	23.7	20		04/20/22 18:25	67-66-3	
Chloromethane	<32.7	ug/L	100	32.7	20		04/20/22 18:25	74-87-3	
2-Chlorotoluene	<17.8	ug/L	100	17.8	20		04/20/22 18:25	95-49-8	
4-Chlorotoluene	<17.9	ug/L	100	17.9	20		04/20/22 18:25	106-43-4	
1,2-Dibromo-3-chloropropane	<47.3	ug/L	100	47.3	20		04/20/22 18:25	96-12-8	
Dibromochloromethane	<52.9	ug/L	100	52.9	20		04/20/22 18:25	124-48-1	
1,2-Dibromoethane (EDB)	<6.2	ug/L	20.0	6.2	20		04/20/22 18:25	106-93-4	
Dibromomethane	<19.8	ug/L	100	19.8	20		04/20/22 18:25	74-95-3	
1,2-Dichlorobenzene	<6.5	ug/L	20.0	6.5	20		04/20/22 18:25	95-50-1	
1,3-Dichlorobenzene	<7.0	ug/L	20.0	7.0	20		04/20/22 18:25	541-73-1	
1,4-Dichlorobenzene	<17.8	ug/L	20.0	17.8	20		04/20/22 18:25	106-46-7	
Dichlorodifluoromethane	<9.1	ug/L	100	9.1	20		04/20/22 18:25	75-71-8	
1,1-Dichloroethane	967	ug/L	20.0	5.9	20		04/20/22 18:25	75-34-3	
1,2-Dichloroethane	61.3	ug/L	20.0	5.8	20		04/20/22 18:25	107-06-2	
1,1-Dichloroethene	<11.6	ug/L	20.0	11.6	20		04/20/22 18:25	75-35-4	
cis-1,2-Dichloroethene	1450	ug/L	20.0	9.4	20		04/20/22 18:25	156-59-2	
trans-1,2-Dichloroethene	31.2	ug/L	20.0	10.6	20		04/20/22 18:25	156-60-5	
1,2-Dichloropropane	<9.0	ug/L	20.0	9.0	20		04/20/22 18:25	78-87-5	
1,3-Dichloropropane	<6.1	ug/L	20.0	6.1	20		04/20/22 18:25	142-28-9	
2,2-Dichloropropane	<83.6	ug/L	100	83.6	20		04/20/22 18:25	594-20-7	
1,1-Dichloropropene	<8.2	ug/L	20.0	8.2	20		04/20/22 18:25	563-58-6	
cis-1,3-Dichloropropene	<7.2	ug/L	20.0	7.2	20		04/20/22 18:25	10061-01-5	
trans-1,3-Dichloropropene	<69.2	ug/L	100	69.2	20		04/20/22 18:25	10061-02-6	
Diisopropyl ether	<22.0	ug/L	100	22.0	20		04/20/22 18:25	108-20-3	
Ethylbenzene	343	ug/L	20.0	6.5	20		04/20/22 18:25	100-41-4	
Hexachloro-1,3-butadiene	<54.7	ug/L	100	54.7	20		04/20/22 18:25	87-68-3	
Isopropylbenzene (Cumene)	<20.0	ug/L	100	20.0	20		04/20/22 18:25	98-82-8	
p-Isopropyltoluene	<20.9	ug/L	100	20.9	20		04/20/22 18:25	99-87-6	
Methylene Chloride	<6.4	ug/L	100	6.4	20		04/20/22 18:25	75-09-2	
Methyl-tert-butyl ether	<22.6	ug/L	100	22.6	20		04/20/22 18:25	1634-04-4	
Naphthalene	25.0J	ug/L	100	22.6	20		04/20/22 18:25	91-20-3	
n-Propylbenzene	33.2	ug/L	20.0	6.9	20		04/20/22 18:25	103-65-1	
Styrene	<7.1	ug/L	20.0	7.1	20		04/20/22 18:25	100-42-5	

REPORT OF LABORATORY ANALYSIS

This report shall not be reproduced, except in full,
without the written consent of Pace Analytical Services, LLC.

ANALYTICAL RESULTS

Project: FORMER KITZINGER SITE
Pace Project No.: 40243547

Sample: PMW-8 **Lab ID: 40243547002** Collected: 04/14/22 15:30 Received: 04/16/22 08:20 Matrix: Water

Parameters	Results	Units	LOQ	LOD	DF	Prepared	Analyzed	CAS No.	Qual
8260 MSV									
Analytical Method: EPA 8260									
Pace Analytical Services - Green Bay									
1,1,1,2-Tetrachloroethane	<7.1	ug/L	20.0	7.1	20		04/20/22 18:25	630-20-6	
1,1,1,2-Tetrachloroethane	<7.6	ug/L	20.0	7.6	20		04/20/22 18:25	79-34-5	
Tetrachloroethene	<8.2	ug/L	20.0	8.2	20		04/20/22 18:25	127-18-4	
Toluene	155	ug/L	20.0	5.8	20		04/20/22 18:25	108-88-3	
1,2,3-Trichlorobenzene	<20.4	ug/L	100	20.4	20		04/20/22 18:25	87-61-6	
1,2,4-Trichlorobenzene	<19.0	ug/L	100	19.0	20		04/20/22 18:25	120-82-1	
1,1,1-Trichloroethane	21.1	ug/L	20.0	6.1	20		04/20/22 18:25	71-55-6	
1,1,2-Trichloroethane	<6.9	ug/L	100	6.9	20		04/20/22 18:25	79-00-5	
Trichloroethene	<6.4	ug/L	20.0	6.4	20		04/20/22 18:25	79-01-6	
Trichlorofluoromethane	<8.4	ug/L	20.0	8.4	20		04/20/22 18:25	75-69-4	
1,2,3-Trichloropropane	<11.1	ug/L	100	11.1	20		04/20/22 18:25	96-18-4	
1,2,4-Trimethylbenzene	227	ug/L	20.0	9.0	20		04/20/22 18:25	95-63-6	
1,3,5-Trimethylbenzene	47.5	ug/L	20.0	7.1	20		04/20/22 18:25	108-67-8	
Vinyl chloride	1550	ug/L	20.0	3.5	20		04/20/22 18:25	75-01-4	
m&p-Xylene	860	ug/L	40.0	14.0	20		04/20/22 18:25	179601-23-1	
o-Xylene	157	ug/L	20.0	7.0	20		04/20/22 18:25	95-47-6	
Surrogates									
4-Bromofluorobenzene (S)	100	%	70-130		20		04/20/22 18:25	460-00-4	
1,2-Dichlorobenzene-d4 (S)	97	%	70-130		20		04/20/22 18:25	2199-69-1	
Toluene-d8 (S)	104	%	70-130		20		04/20/22 18:25	2037-26-5	

REPORT OF LABORATORY ANALYSIS

This report shall not be reproduced, except in full,
without the written consent of Pace Analytical Services, LLC.

ANALYTICAL RESULTS

Project: FORMER KITZINGER SITE
Pace Project No.: 40243547

Sample: KMW-3 **Lab ID: 40243547003** Collected: 04/14/22 16:45 Received: 04/16/22 08:20 Matrix: Water

Parameters	Results	Units	LOQ	LOD	DF	Prepared	Analyzed	CAS No.	Qual
8260 MSV									
Analytical Method: EPA 8260									
Pace Analytical Services - Green Bay									
Acetone	<8.6	ug/L	25.0	8.6	1		04/20/22 11:40	67-64-1	
Benzene	<0.30	ug/L	1.0	0.30	1		04/20/22 11:40	71-43-2	
Bromobenzene	<0.36	ug/L	1.0	0.36	1		04/20/22 11:40	108-86-1	
Bromochloromethane	<0.36	ug/L	5.0	0.36	1		04/20/22 11:40	74-97-5	
Bromodichloromethane	<0.42	ug/L	1.0	0.42	1		04/20/22 11:40	75-27-4	
Bromoform	<3.8	ug/L	5.0	3.8	1		04/20/22 11:40	75-25-2	
Bromomethane	<1.2	ug/L	5.0	1.2	1		04/20/22 11:40	74-83-9	
2-Butanone (MEK)	<6.5	ug/L	25.0	6.5	1		04/20/22 11:40	78-93-3	
n-Butylbenzene	<0.86	ug/L	1.0	0.86	1		04/20/22 11:40	104-51-8	
sec-Butylbenzene	<0.42	ug/L	1.0	0.42	1		04/20/22 11:40	135-98-8	
tert-Butylbenzene	<0.59	ug/L	1.0	0.59	1		04/20/22 11:40	98-06-6	
Carbon disulfide	<1.1	ug/L	5.0	1.1	1		04/20/22 11:40	75-15-0	
Carbon tetrachloride	<0.37	ug/L	1.0	0.37	1		04/20/22 11:40	56-23-5	
Chlorobenzene	<0.86	ug/L	1.0	0.86	1		04/20/22 11:40	108-90-7	
Chloroethane	<1.4	ug/L	5.0	1.4	1		04/20/22 11:40	75-00-3	
Chloroform	<1.2	ug/L	5.0	1.2	1		04/20/22 11:40	67-66-3	
Chloromethane	<1.6	ug/L	5.0	1.6	1		04/20/22 11:40	74-87-3	
2-Chlorotoluene	<0.89	ug/L	5.0	0.89	1		04/20/22 11:40	95-49-8	
4-Chlorotoluene	<0.89	ug/L	5.0	0.89	1		04/20/22 11:40	106-43-4	
1,2-Dibromo-3-chloropropane	<2.4	ug/L	5.0	2.4	1		04/20/22 11:40	96-12-8	
Dibromochloromethane	<2.6	ug/L	5.0	2.6	1		04/20/22 11:40	124-48-1	
1,2-Dibromoethane (EDB)	<0.31	ug/L	1.0	0.31	1		04/20/22 11:40	106-93-4	
Dibromomethane	<0.99	ug/L	5.0	0.99	1		04/20/22 11:40	74-95-3	
1,2-Dichlorobenzene	<0.33	ug/L	1.0	0.33	1		04/20/22 11:40	95-50-1	
1,3-Dichlorobenzene	<0.35	ug/L	1.0	0.35	1		04/20/22 11:40	541-73-1	
1,4-Dichlorobenzene	<0.89	ug/L	1.0	0.89	1		04/20/22 11:40	106-46-7	
Dichlorodifluoromethane	<0.46	ug/L	5.0	0.46	1		04/20/22 11:40	75-71-8	
1,1-Dichloroethane	<0.30	ug/L	1.0	0.30	1		04/20/22 11:40	75-34-3	
1,2-Dichloroethane	<0.29	ug/L	1.0	0.29	1		04/20/22 11:40	107-06-2	
1,1-Dichloroethene	<0.58	ug/L	1.0	0.58	1		04/20/22 11:40	75-35-4	
cis-1,2-Dichloroethene	<0.47	ug/L	1.0	0.47	1		04/20/22 11:40	156-59-2	
trans-1,2-Dichloroethene	<0.53	ug/L	1.0	0.53	1		04/20/22 11:40	156-60-5	
1,2-Dichloropropane	<0.45	ug/L	1.0	0.45	1		04/20/22 11:40	78-87-5	
1,3-Dichloropropane	<0.30	ug/L	1.0	0.30	1		04/20/22 11:40	142-28-9	
2,2-Dichloropropane	<4.2	ug/L	5.0	4.2	1		04/20/22 11:40	594-20-7	
1,1-Dichloropropene	<0.41	ug/L	1.0	0.41	1		04/20/22 11:40	563-58-6	
cis-1,3-Dichloropropene	<0.36	ug/L	1.0	0.36	1		04/20/22 11:40	10061-01-5	
trans-1,3-Dichloropropene	<3.5	ug/L	5.0	3.5	1		04/20/22 11:40	10061-02-6	
Diisopropyl ether	<1.1	ug/L	5.0	1.1	1		04/20/22 11:40	108-20-3	
Ethylbenzene	<0.33	ug/L	1.0	0.33	1		04/20/22 11:40	100-41-4	
Hexachloro-1,3-butadiene	<2.7	ug/L	5.0	2.7	1		04/20/22 11:40	87-68-3	
Isopropylbenzene (Cumene)	<1.0	ug/L	5.0	1.0	1		04/20/22 11:40	98-82-8	
p-Isopropyltoluene	<1.0	ug/L	5.0	1.0	1		04/20/22 11:40	99-87-6	
Methylene Chloride	<0.32	ug/L	5.0	0.32	1		04/20/22 11:40	75-09-2	
Methyl-tert-butyl ether	<1.1	ug/L	5.0	1.1	1		04/20/22 11:40	1634-04-4	

REPORT OF LABORATORY ANALYSIS

This report shall not be reproduced, except in full,
without the written consent of Pace Analytical Services, LLC.

ANALYTICAL RESULTS

Project: FORMER KITZINGER SITE

Pace Project No.: 40243547

Sample: **KMW-3** Lab ID: **40243547003** Collected: 04/14/22 16:45 Received: 04/16/22 08:20 Matrix: Water

Parameters	Results	Units	LOQ	LOD	DF	Prepared	Analyzed	CAS No.	Qual
8260 MSV									
Analytical Method: EPA 8260									
Pace Analytical Services - Green Bay									
Naphthalene	<1.1	ug/L	5.0	1.1	1		04/20/22 11:40	91-20-3	
n-Propylbenzene	<0.35	ug/L	1.0	0.35	1		04/20/22 11:40	103-65-1	
Styrene	<0.36	ug/L	1.0	0.36	1		04/20/22 11:40	100-42-5	
1,1,1,2-Tetrachloroethane	<0.36	ug/L	1.0	0.36	1		04/20/22 11:40	630-20-6	
1,1,2,2-Tetrachloroethane	<0.38	ug/L	1.0	0.38	1		04/20/22 11:40	79-34-5	
Tetrachloroethene	<0.41	ug/L	1.0	0.41	1		04/20/22 11:40	127-18-4	
Tetrahydrofuran	<2.4	ug/L	25.0	2.4	1		04/20/22 11:40	109-99-9	
Toluene	<0.29	ug/L	1.0	0.29	1		04/20/22 11:40	108-88-3	
1,2,3-Trichlorobenzene	<1.0	ug/L	5.0	1.0	1		04/20/22 11:40	87-61-6	
1,2,4-Trichlorobenzene	<0.95	ug/L	5.0	0.95	1		04/20/22 11:40	120-82-1	
1,1,1-Trichloroethane	<0.30	ug/L	1.0	0.30	1		04/20/22 11:40	71-55-6	
1,1,2-Trichloroethane	<0.34	ug/L	5.0	0.34	1		04/20/22 11:40	79-00-5	
Trichloroethene	<0.32	ug/L	1.0	0.32	1		04/20/22 11:40	79-01-6	
Trichlorofluoromethane	<0.42	ug/L	1.0	0.42	1		04/20/22 11:40	75-69-4	
1,2,3-Trichloropropane	<0.56	ug/L	5.0	0.56	1		04/20/22 11:40	96-18-4	
1,2,4-Trimethylbenzene	<0.45	ug/L	1.0	0.45	1		04/20/22 11:40	95-63-6	
1,3,5-Trimethylbenzene	<0.36	ug/L	1.0	0.36	1		04/20/22 11:40	108-67-8	
Vinyl chloride	<0.17	ug/L	1.0	0.17	1		04/20/22 11:40	75-01-4	
m&p-Xylene	<0.70	ug/L	2.0	0.70	1		04/20/22 11:40	179601-23-1	
o-Xylene	<0.35	ug/L	1.0	0.35	1		04/20/22 11:40	95-47-6	
Surrogates									
4-Bromofluorobenzene (S)	101	%	70-130		1		04/20/22 11:40	460-00-4	
1,2-Dichlorobenzene-d4 (S)	97	%	70-130		1		04/20/22 11:40	2199-69-1	
Toluene-d8 (S)	104	%	70-130		1		04/20/22 11:40	2037-26-5	

REPORT OF LABORATORY ANALYSIS

This report shall not be reproduced, except in full,
without the written consent of Pace Analytical Services, LLC.

ANALYTICAL RESULTS

Project: FORMER KITZINGER SITE

Pace Project No.: 40243547

Sample: KMW-5 **Lab ID: 40243547004** Collected: 04/14/22 17:40 Received: 04/16/22 08:20 Matrix: Water

Parameters	Results	Units	LOQ	LOD	DF	Prepared	Analyzed	CAS No.	Qual
8260 MSV									
Analytical Method: EPA 8260									
Pace Analytical Services - Green Bay									
Benzene	<0.30	ug/L	1.0	0.30	1		04/20/22 12:38	71-43-2	
Bromobenzene	<0.36	ug/L	1.0	0.36	1		04/20/22 12:38	108-86-1	
Bromochloromethane	<0.36	ug/L	5.0	0.36	1		04/20/22 12:38	74-97-5	
Bromodichloromethane	<0.42	ug/L	1.0	0.42	1		04/20/22 12:38	75-27-4	
Bromoform	<3.8	ug/L	5.0	3.8	1		04/20/22 12:38	75-25-2	
Bromomethane	<1.2	ug/L	5.0	1.2	1		04/20/22 12:38	74-83-9	
n-Butylbenzene	<0.86	ug/L	1.0	0.86	1		04/20/22 12:38	104-51-8	
sec-Butylbenzene	<0.42	ug/L	1.0	0.42	1		04/20/22 12:38	135-98-8	
tert-Butylbenzene	<0.59	ug/L	1.0	0.59	1		04/20/22 12:38	98-06-6	
Carbon tetrachloride	<0.37	ug/L	1.0	0.37	1		04/20/22 12:38	56-23-5	
Chlorobenzene	<0.86	ug/L	1.0	0.86	1		04/20/22 12:38	108-90-7	
Chloroethane	<1.4	ug/L	5.0	1.4	1		04/20/22 12:38	75-00-3	
Chloroform	<1.2	ug/L	5.0	1.2	1		04/20/22 12:38	67-66-3	
Chloromethane	<1.6	ug/L	5.0	1.6	1		04/20/22 12:38	74-87-3	
2-Chlorotoluene	<0.89	ug/L	5.0	0.89	1		04/20/22 12:38	95-49-8	
4-Chlorotoluene	<0.89	ug/L	5.0	0.89	1		04/20/22 12:38	106-43-4	
1,2-Dibromo-3-chloropropane	<2.4	ug/L	5.0	2.4	1		04/20/22 12:38	96-12-8	
Dibromochloromethane	<2.6	ug/L	5.0	2.6	1		04/20/22 12:38	124-48-1	
1,2-Dibromoethane (EDB)	<0.31	ug/L	1.0	0.31	1		04/20/22 12:38	106-93-4	
Dibromomethane	<0.99	ug/L	5.0	0.99	1		04/20/22 12:38	74-95-3	
1,2-Dichlorobenzene	<0.33	ug/L	1.0	0.33	1		04/20/22 12:38	95-50-1	
1,3-Dichlorobenzene	<0.35	ug/L	1.0	0.35	1		04/20/22 12:38	541-73-1	
1,4-Dichlorobenzene	<0.89	ug/L	1.0	0.89	1		04/20/22 12:38	106-46-7	
Dichlorodifluoromethane	<0.46	ug/L	5.0	0.46	1		04/20/22 12:38	75-71-8	
1,1-Dichloroethane	<0.30	ug/L	1.0	0.30	1		04/20/22 12:38	75-34-3	
1,2-Dichloroethane	<0.29	ug/L	1.0	0.29	1		04/20/22 12:38	107-06-2	
1,1-Dichloroethene	<0.58	ug/L	1.0	0.58	1		04/20/22 12:38	75-35-4	
cis-1,2-Dichloroethene	<0.47	ug/L	1.0	0.47	1		04/20/22 12:38	156-59-2	
trans-1,2-Dichloroethene	<0.53	ug/L	1.0	0.53	1		04/20/22 12:38	156-60-5	
1,2-Dichloropropane	<0.45	ug/L	1.0	0.45	1		04/20/22 12:38	78-87-5	
1,3-Dichloropropane	<0.30	ug/L	1.0	0.30	1		04/20/22 12:38	142-28-9	
2,2-Dichloropropane	<4.2	ug/L	5.0	4.2	1		04/20/22 12:38	594-20-7	
1,1-Dichloropropene	<0.41	ug/L	1.0	0.41	1		04/20/22 12:38	563-58-6	
cis-1,3-Dichloropropene	<0.36	ug/L	1.0	0.36	1		04/20/22 12:38	10061-01-5	
trans-1,3-Dichloropropene	<3.5	ug/L	5.0	3.5	1		04/20/22 12:38	10061-02-6	
Diisopropyl ether	<1.1	ug/L	5.0	1.1	1		04/20/22 12:38	108-20-3	
Ethylbenzene	<0.33	ug/L	1.0	0.33	1		04/20/22 12:38	100-41-4	
Hexachloro-1,3-butadiene	<2.7	ug/L	5.0	2.7	1		04/20/22 12:38	87-68-3	
Isopropylbenzene (Cumene)	<1.0	ug/L	5.0	1.0	1		04/20/22 12:38	98-82-8	
p-Isopropyltoluene	<1.0	ug/L	5.0	1.0	1		04/20/22 12:38	99-87-6	
Methylene Chloride	<0.32	ug/L	5.0	0.32	1		04/20/22 12:38	75-09-2	
Methyl-tert-butyl ether	<1.1	ug/L	5.0	1.1	1		04/20/22 12:38	1634-04-4	
Naphthalene	<1.1	ug/L	5.0	1.1	1		04/20/22 12:38	91-20-3	
n-Propylbenzene	<0.35	ug/L	1.0	0.35	1		04/20/22 12:38	103-65-1	
Styrene	<0.36	ug/L	1.0	0.36	1		04/20/22 12:38	100-42-5	

REPORT OF LABORATORY ANALYSIS

This report shall not be reproduced, except in full,
without the written consent of Pace Analytical Services, LLC.

ANALYTICAL RESULTS

Project: FORMER KITZINGER SITE

Pace Project No.: 40243547

Sample: **KMW-5** Lab ID: **40243547004** Collected: 04/14/22 17:40 Received: 04/16/22 08:20 Matrix: Water

Parameters	Results	Units	LOQ	LOD	DF	Prepared	Analyzed	CAS No.	Qual
8260 MSV									
Analytical Method: EPA 8260									
Pace Analytical Services - Green Bay									
1,1,1,2-Tetrachloroethane	<0.36	ug/L	1.0	0.36	1		04/20/22 12:38	630-20-6	
1,1,1,2-Tetrachloroethane	<0.38	ug/L	1.0	0.38	1		04/20/22 12:38	79-34-5	
Tetrachloroethene	<0.41	ug/L	1.0	0.41	1		04/20/22 12:38	127-18-4	
Toluene	<0.29	ug/L	1.0	0.29	1		04/20/22 12:38	108-88-3	
1,2,3-Trichlorobenzene	<1.0	ug/L	5.0	1.0	1		04/20/22 12:38	87-61-6	
1,2,4-Trichlorobenzene	<0.95	ug/L	5.0	0.95	1		04/20/22 12:38	120-82-1	
1,1,1-Trichloroethane	3.6	ug/L	1.0	0.30	1		04/20/22 12:38	71-55-6	
1,1,2-Trichloroethane	<0.34	ug/L	5.0	0.34	1		04/20/22 12:38	79-00-5	
Trichloroethene	0.71J	ug/L	1.0	0.32	1		04/20/22 12:38	79-01-6	
Trichlorofluoromethane	<0.42	ug/L	1.0	0.42	1		04/20/22 12:38	75-69-4	
1,2,3-Trichloropropane	<0.56	ug/L	5.0	0.56	1		04/20/22 12:38	96-18-4	
1,2,4-Trimethylbenzene	<0.45	ug/L	1.0	0.45	1		04/20/22 12:38	95-63-6	
1,3,5-Trimethylbenzene	<0.36	ug/L	1.0	0.36	1		04/20/22 12:38	108-67-8	
Vinyl chloride	<0.17	ug/L	1.0	0.17	1		04/20/22 12:38	75-01-4	
m&p-Xylene	<0.70	ug/L	2.0	0.70	1		04/20/22 12:38	179601-23-1	
o-Xylene	<0.35	ug/L	1.0	0.35	1		04/20/22 12:38	95-47-6	
Surrogates									
4-Bromofluorobenzene (S)	98	%	70-130		1		04/20/22 12:38	460-00-4	
1,2-Dichlorobenzene-d4 (S)	97	%	70-130		1		04/20/22 12:38	2199-69-1	
Toluene-d8 (S)	104	%	70-130		1		04/20/22 12:38	2037-26-5	

REPORT OF LABORATORY ANALYSIS

This report shall not be reproduced, except in full,
without the written consent of Pace Analytical Services, LLC.

ANALYTICAL RESULTS

Project: FORMER KITZINGER SITE
Pace Project No.: 40243547

Sample: KMW-6 **Lab ID: 40243547005** Collected: 04/15/22 09:40 Received: 04/16/22 08:20 Matrix: Water

Parameters	Results	Units	LOQ	LOD	DF	Prepared	Analyzed	CAS No.	Qual
8260 MSV									
Analytical Method: EPA 8260									
Pace Analytical Services - Green Bay									
Benzene	<0.30	ug/L	1.0	0.30	1		04/20/22 12:57	71-43-2	
Bromobenzene	<0.36	ug/L	1.0	0.36	1		04/20/22 12:57	108-86-1	
Bromochloromethane	<0.36	ug/L	5.0	0.36	1		04/20/22 12:57	74-97-5	
Bromodichloromethane	<0.42	ug/L	1.0	0.42	1		04/20/22 12:57	75-27-4	
Bromoform	<3.8	ug/L	5.0	3.8	1		04/20/22 12:57	75-25-2	
Bromomethane	<1.2	ug/L	5.0	1.2	1		04/20/22 12:57	74-83-9	
n-Butylbenzene	<0.86	ug/L	1.0	0.86	1		04/20/22 12:57	104-51-8	
sec-Butylbenzene	<0.42	ug/L	1.0	0.42	1		04/20/22 12:57	135-98-8	
tert-Butylbenzene	<0.59	ug/L	1.0	0.59	1		04/20/22 12:57	98-06-6	
Carbon tetrachloride	<0.37	ug/L	1.0	0.37	1		04/20/22 12:57	56-23-5	
Chlorobenzene	<0.86	ug/L	1.0	0.86	1		04/20/22 12:57	108-90-7	
Chloroethane	<1.4	ug/L	5.0	1.4	1		04/20/22 12:57	75-00-3	
Chloroform	<1.2	ug/L	5.0	1.2	1		04/20/22 12:57	67-66-3	
Chloromethane	<1.6	ug/L	5.0	1.6	1		04/20/22 12:57	74-87-3	
2-Chlorotoluene	<0.89	ug/L	5.0	0.89	1		04/20/22 12:57	95-49-8	
4-Chlorotoluene	<0.89	ug/L	5.0	0.89	1		04/20/22 12:57	106-43-4	
1,2-Dibromo-3-chloropropane	<2.4	ug/L	5.0	2.4	1		04/20/22 12:57	96-12-8	
Dibromochloromethane	<2.6	ug/L	5.0	2.6	1		04/20/22 12:57	124-48-1	
1,2-Dibromoethane (EDB)	<0.31	ug/L	1.0	0.31	1		04/20/22 12:57	106-93-4	
Dibromomethane	<0.99	ug/L	5.0	0.99	1		04/20/22 12:57	74-95-3	
1,2-Dichlorobenzene	<0.33	ug/L	1.0	0.33	1		04/20/22 12:57	95-50-1	
1,3-Dichlorobenzene	<0.35	ug/L	1.0	0.35	1		04/20/22 12:57	541-73-1	
1,4-Dichlorobenzene	<0.89	ug/L	1.0	0.89	1		04/20/22 12:57	106-46-7	
Dichlorodifluoromethane	<0.46	ug/L	5.0	0.46	1		04/20/22 12:57	75-71-8	
1,1-Dichloroethane	<0.30	ug/L	1.0	0.30	1		04/20/22 12:57	75-34-3	
1,2-Dichloroethane	<0.29	ug/L	1.0	0.29	1		04/20/22 12:57	107-06-2	
1,1-Dichloroethene	<0.58	ug/L	1.0	0.58	1		04/20/22 12:57	75-35-4	
cis-1,2-Dichloroethene	2.8	ug/L	1.0	0.47	1		04/20/22 12:57	156-59-2	
trans-1,2-Dichloroethene	<0.53	ug/L	1.0	0.53	1		04/20/22 12:57	156-60-5	
1,2-Dichloropropane	<0.45	ug/L	1.0	0.45	1		04/20/22 12:57	78-87-5	
1,3-Dichloropropane	<0.30	ug/L	1.0	0.30	1		04/20/22 12:57	142-28-9	
2,2-Dichloropropane	<4.2	ug/L	5.0	4.2	1		04/20/22 12:57	594-20-7	
1,1-Dichloropropene	<0.41	ug/L	1.0	0.41	1		04/20/22 12:57	563-58-6	
cis-1,3-Dichloropropene	<0.36	ug/L	1.0	0.36	1		04/20/22 12:57	10061-01-5	
trans-1,3-Dichloropropene	<3.5	ug/L	5.0	3.5	1		04/20/22 12:57	10061-02-6	
Diisopropyl ether	<1.1	ug/L	5.0	1.1	1		04/20/22 12:57	108-20-3	
Ethylbenzene	<0.33	ug/L	1.0	0.33	1		04/20/22 12:57	100-41-4	
Hexachloro-1,3-butadiene	<2.7	ug/L	5.0	2.7	1		04/20/22 12:57	87-68-3	
Isopropylbenzene (Cumene)	<1.0	ug/L	5.0	1.0	1		04/20/22 12:57	98-82-8	
p-Isopropyltoluene	<1.0	ug/L	5.0	1.0	1		04/20/22 12:57	99-87-6	
Methylene Chloride	<0.32	ug/L	5.0	0.32	1		04/20/22 12:57	75-09-2	
Methyl-tert-butyl ether	<1.1	ug/L	5.0	1.1	1		04/20/22 12:57	1634-04-4	
Naphthalene	<1.1	ug/L	5.0	1.1	1		04/20/22 12:57	91-20-3	
n-Propylbenzene	<0.35	ug/L	1.0	0.35	1		04/20/22 12:57	103-65-1	
Styrene	<0.36	ug/L	1.0	0.36	1		04/20/22 12:57	100-42-5	

REPORT OF LABORATORY ANALYSIS

This report shall not be reproduced, except in full,
without the written consent of Pace Analytical Services, LLC.

ANALYTICAL RESULTS

Project: FORMER KITZINGER SITE
Pace Project No.: 40243547

Sample: KMW-6 **Lab ID: 40243547005** Collected: 04/15/22 09:40 Received: 04/16/22 08:20 Matrix: Water

Parameters	Results	Units	LOQ	LOD	DF	Prepared	Analyzed	CAS No.	Qual
8260 MSV									
Analytical Method: EPA 8260									
Pace Analytical Services - Green Bay									
1,1,1,2-Tetrachloroethane	<0.36	ug/L	1.0	0.36	1		04/20/22 12:57	630-20-6	
1,1,1,2-Tetrachloroethane	<0.38	ug/L	1.0	0.38	1		04/20/22 12:57	79-34-5	
Tetrachloroethene	<0.41	ug/L	1.0	0.41	1		04/20/22 12:57	127-18-4	
Toluene	<0.29	ug/L	1.0	0.29	1		04/20/22 12:57	108-88-3	
1,2,3-Trichlorobenzene	<1.0	ug/L	5.0	1.0	1		04/20/22 12:57	87-61-6	
1,2,4-Trichlorobenzene	<0.95	ug/L	5.0	0.95	1		04/20/22 12:57	120-82-1	
1,1,1-Trichloroethane	<0.30	ug/L	1.0	0.30	1		04/20/22 12:57	71-55-6	
1,1,2-Trichloroethane	<0.34	ug/L	5.0	0.34	1		04/20/22 12:57	79-00-5	
Trichloroethene	8.9	ug/L	1.0	0.32	1		04/20/22 12:57	79-01-6	
Trichlorofluoromethane	<0.42	ug/L	1.0	0.42	1		04/20/22 12:57	75-69-4	
1,2,3-Trichloropropane	<0.56	ug/L	5.0	0.56	1		04/20/22 12:57	96-18-4	
1,2,4-Trimethylbenzene	<0.45	ug/L	1.0	0.45	1		04/20/22 12:57	95-63-6	
1,3,5-Trimethylbenzene	<0.36	ug/L	1.0	0.36	1		04/20/22 12:57	108-67-8	
Vinyl chloride	<0.17	ug/L	1.0	0.17	1		04/20/22 12:57	75-01-4	
m&p-Xylene	<0.70	ug/L	2.0	0.70	1		04/20/22 12:57	179601-23-1	
o-Xylene	<0.35	ug/L	1.0	0.35	1		04/20/22 12:57	95-47-6	
Surrogates									
4-Bromofluorobenzene (S)	98	%	70-130		1		04/20/22 12:57	460-00-4	
1,2-Dichlorobenzene-d4 (S)	95	%	70-130		1		04/20/22 12:57	2199-69-1	
Toluene-d8 (S)	106	%	70-130		1		04/20/22 12:57	2037-26-5	

REPORT OF LABORATORY ANALYSIS

This report shall not be reproduced, except in full,
without the written consent of Pace Analytical Services, LLC.

ANALYTICAL RESULTS

Project: FORMER KITZINGER SITE

Pace Project No.: 40243547

Sample: **KMW-4** Lab ID: **40243547006** Collected: 04/15/22 10:40 Received: 04/16/22 08:20 Matrix: Water

Parameters	Results	Units	LOQ	LOD	DF	Prepared	Analyzed	CAS No.	Qual
8260 MSV		Analytical Method: EPA 8260 Pace Analytical Services - Green Bay							
Benzene	<0.30	ug/L	1.0	0.30	1		04/20/22 13:17	71-43-2	
Bromobenzene	<0.36	ug/L	1.0	0.36	1		04/20/22 13:17	108-86-1	
Bromochloromethane	<0.36	ug/L	5.0	0.36	1		04/20/22 13:17	74-97-5	
Bromodichloromethane	<0.42	ug/L	1.0	0.42	1		04/20/22 13:17	75-27-4	
Bromoform	<3.8	ug/L	5.0	3.8	1		04/20/22 13:17	75-25-2	
Bromomethane	<1.2	ug/L	5.0	1.2	1		04/20/22 13:17	74-83-9	
n-Butylbenzene	<0.86	ug/L	1.0	0.86	1		04/20/22 13:17	104-51-8	
sec-Butylbenzene	<0.42	ug/L	1.0	0.42	1		04/20/22 13:17	135-98-8	
tert-Butylbenzene	<0.59	ug/L	1.0	0.59	1		04/20/22 13:17	98-06-6	
Carbon tetrachloride	<0.37	ug/L	1.0	0.37	1		04/20/22 13:17	56-23-5	
Chlorobenzene	<0.86	ug/L	1.0	0.86	1		04/20/22 13:17	108-90-7	
Chloroethane	<1.4	ug/L	5.0	1.4	1		04/20/22 13:17	75-00-3	
Chloroform	<1.2	ug/L	5.0	1.2	1		04/20/22 13:17	67-66-3	
Chloromethane	<1.6	ug/L	5.0	1.6	1		04/20/22 13:17	74-87-3	
2-Chlorotoluene	<0.89	ug/L	5.0	0.89	1		04/20/22 13:17	95-49-8	
4-Chlorotoluene	<0.89	ug/L	5.0	0.89	1		04/20/22 13:17	106-43-4	
1,2-Dibromo-3-chloropropane	<2.4	ug/L	5.0	2.4	1		04/20/22 13:17	96-12-8	
Dibromochloromethane	<2.6	ug/L	5.0	2.6	1		04/20/22 13:17	124-48-1	
1,2-Dibromoethane (EDB)	<0.31	ug/L	1.0	0.31	1		04/20/22 13:17	106-93-4	
Dibromomethane	<0.99	ug/L	5.0	0.99	1		04/20/22 13:17	74-95-3	
1,2-Dichlorobenzene	<0.33	ug/L	1.0	0.33	1		04/20/22 13:17	95-50-1	
1,3-Dichlorobenzene	<0.35	ug/L	1.0	0.35	1		04/20/22 13:17	541-73-1	
1,4-Dichlorobenzene	<0.89	ug/L	1.0	0.89	1		04/20/22 13:17	106-46-7	
Dichlorodifluoromethane	<0.46	ug/L	5.0	0.46	1		04/20/22 13:17	75-71-8	
1,1-Dichloroethane	1.4	ug/L	1.0	0.30	1		04/20/22 13:17	75-34-3	
1,2-Dichloroethane	<0.29	ug/L	1.0	0.29	1		04/20/22 13:17	107-06-2	
1,1-Dichloroethene	<0.58	ug/L	1.0	0.58	1		04/20/22 13:17	75-35-4	
cis-1,2-Dichloroethene	0.55J	ug/L	1.0	0.47	1		04/20/22 13:17	156-59-2	
trans-1,2-Dichloroethene	0.66J	ug/L	1.0	0.53	1		04/20/22 13:17	156-60-5	
1,2-Dichloropropane	<0.45	ug/L	1.0	0.45	1		04/20/22 13:17	78-87-5	
1,3-Dichloropropane	<0.30	ug/L	1.0	0.30	1		04/20/22 13:17	142-28-9	
2,2-Dichloropropane	<4.2	ug/L	5.0	4.2	1		04/20/22 13:17	594-20-7	
1,1-Dichloropropene	<0.41	ug/L	1.0	0.41	1		04/20/22 13:17	563-58-6	
cis-1,3-Dichloropropene	<0.36	ug/L	1.0	0.36	1		04/20/22 13:17	10061-01-5	
trans-1,3-Dichloropropene	<3.5	ug/L	5.0	3.5	1		04/20/22 13:17	10061-02-6	
Diisopropyl ether	<1.1	ug/L	5.0	1.1	1		04/20/22 13:17	108-20-3	
Ethylbenzene	<0.33	ug/L	1.0	0.33	1		04/20/22 13:17	100-41-4	
Hexachloro-1,3-butadiene	<2.7	ug/L	5.0	2.7	1		04/20/22 13:17	87-68-3	
Isopropylbenzene (Cumene)	<1.0	ug/L	5.0	1.0	1		04/20/22 13:17	98-82-8	
p-Isopropyltoluene	<1.0	ug/L	5.0	1.0	1		04/20/22 13:17	99-87-6	
Methylene Chloride	<0.32	ug/L	5.0	0.32	1		04/20/22 13:17	75-09-2	
Methyl-tert-butyl ether	<1.1	ug/L	5.0	1.1	1		04/20/22 13:17	1634-04-4	
Naphthalene	<1.1	ug/L	5.0	1.1	1		04/20/22 13:17	91-20-3	
n-Propylbenzene	<0.35	ug/L	1.0	0.35	1		04/20/22 13:17	103-65-1	
Styrene	<0.36	ug/L	1.0	0.36	1		04/20/22 13:17	100-42-5	

REPORT OF LABORATORY ANALYSIS

This report shall not be reproduced, except in full,
without the written consent of Pace Analytical Services, LLC.

ANALYTICAL RESULTS

Project: FORMER KITZINGER SITE
Pace Project No.: 40243547

Sample: KMW-4 **Lab ID: 40243547006** Collected: 04/15/22 10:40 Received: 04/16/22 08:20 Matrix: Water

Parameters	Results	Units	LOQ	LOD	DF	Prepared	Analyzed	CAS No.	Qual
8260 MSV									
Analytical Method: EPA 8260									
Pace Analytical Services - Green Bay									
1,1,1,2-Tetrachloroethane	<0.36	ug/L	1.0	0.36	1		04/20/22 13:17	630-20-6	
1,1,1,2-Tetrachloroethane	<0.38	ug/L	1.0	0.38	1		04/20/22 13:17	79-34-5	
Tetrachloroethene	2.4	ug/L	1.0	0.41	1		04/20/22 13:17	127-18-4	
Toluene	<0.29	ug/L	1.0	0.29	1		04/20/22 13:17	108-88-3	
1,2,3-Trichlorobenzene	<1.0	ug/L	5.0	1.0	1		04/20/22 13:17	87-61-6	
1,2,4-Trichlorobenzene	<0.95	ug/L	5.0	0.95	1		04/20/22 13:17	120-82-1	
1,1,1-Trichloroethane	6.5	ug/L	1.0	0.30	1		04/20/22 13:17	71-55-6	
1,1,2-Trichloroethane	<0.34	ug/L	5.0	0.34	1		04/20/22 13:17	79-00-5	
Trichloroethene	23.6	ug/L	1.0	0.32	1		04/20/22 13:17	79-01-6	
Trichlorofluoromethane	<0.42	ug/L	1.0	0.42	1		04/20/22 13:17	75-69-4	
1,2,3-Trichloropropane	<0.56	ug/L	5.0	0.56	1		04/20/22 13:17	96-18-4	
1,2,4-Trimethylbenzene	<0.45	ug/L	1.0	0.45	1		04/20/22 13:17	95-63-6	
1,3,5-Trimethylbenzene	<0.36	ug/L	1.0	0.36	1		04/20/22 13:17	108-67-8	
Vinyl chloride	<0.17	ug/L	1.0	0.17	1		04/20/22 13:17	75-01-4	
m&p-Xylene	<0.70	ug/L	2.0	0.70	1		04/20/22 13:17	179601-23-1	
o-Xylene	<0.35	ug/L	1.0	0.35	1		04/20/22 13:17	95-47-6	
Surrogates									
4-Bromofluorobenzene (S)	100	%	70-130		1		04/20/22 13:17	460-00-4	
1,2-Dichlorobenzene-d4 (S)	96	%	70-130		1		04/20/22 13:17	2199-69-1	
Toluene-d8 (S)	104	%	70-130		1		04/20/22 13:17	2037-26-5	

REPORT OF LABORATORY ANALYSIS

This report shall not be reproduced, except in full,
without the written consent of Pace Analytical Services, LLC.

ANALYTICAL RESULTS

Project: FORMER KITZINGER SITE

Pace Project No.: 40243547

Sample: KPZ-2 **Lab ID: 40243547007** Collected: 04/15/22 11:50 Received: 04/16/22 08:20 Matrix: Water

Parameters	Results	Units	LOQ	LOD	DF	Prepared	Analyzed	CAS No.	Qual
8260 MSV									
Analytical Method: EPA 8260									
Pace Analytical Services - Green Bay									
Benzene	<0.30	ug/L	1.0	0.30	1		04/20/22 13:36	71-43-2	
Bromobenzene	<0.36	ug/L	1.0	0.36	1		04/20/22 13:36	108-86-1	
Bromochloromethane	<0.36	ug/L	5.0	0.36	1		04/20/22 13:36	74-97-5	
Bromodichloromethane	<0.42	ug/L	1.0	0.42	1		04/20/22 13:36	75-27-4	
Bromoform	<3.8	ug/L	5.0	3.8	1		04/20/22 13:36	75-25-2	
Bromomethane	<1.2	ug/L	5.0	1.2	1		04/20/22 13:36	74-83-9	
n-Butylbenzene	<0.86	ug/L	1.0	0.86	1		04/20/22 13:36	104-51-8	
sec-Butylbenzene	<0.42	ug/L	1.0	0.42	1		04/20/22 13:36	135-98-8	
tert-Butylbenzene	<0.59	ug/L	1.0	0.59	1		04/20/22 13:36	98-06-6	
Carbon tetrachloride	<0.37	ug/L	1.0	0.37	1		04/20/22 13:36	56-23-5	
Chlorobenzene	<0.86	ug/L	1.0	0.86	1		04/20/22 13:36	108-90-7	
Chloroethane	<1.4	ug/L	5.0	1.4	1		04/20/22 13:36	75-00-3	
Chloroform	<1.2	ug/L	5.0	1.2	1		04/20/22 13:36	67-66-3	
Chloromethane	<1.6	ug/L	5.0	1.6	1		04/20/22 13:36	74-87-3	
2-Chlorotoluene	<0.89	ug/L	5.0	0.89	1		04/20/22 13:36	95-49-8	
4-Chlorotoluene	<0.89	ug/L	5.0	0.89	1		04/20/22 13:36	106-43-4	
1,2-Dibromo-3-chloropropane	<2.4	ug/L	5.0	2.4	1		04/20/22 13:36	96-12-8	
Dibromochloromethane	<2.6	ug/L	5.0	2.6	1		04/20/22 13:36	124-48-1	
1,2-Dibromoethane (EDB)	<0.31	ug/L	1.0	0.31	1		04/20/22 13:36	106-93-4	
Dibromomethane	<0.99	ug/L	5.0	0.99	1		04/20/22 13:36	74-95-3	
1,2-Dichlorobenzene	<0.33	ug/L	1.0	0.33	1		04/20/22 13:36	95-50-1	
1,3-Dichlorobenzene	<0.35	ug/L	1.0	0.35	1		04/20/22 13:36	541-73-1	
1,4-Dichlorobenzene	<0.89	ug/L	1.0	0.89	1		04/20/22 13:36	106-46-7	
Dichlorodifluoromethane	<0.46	ug/L	5.0	0.46	1		04/20/22 13:36	75-71-8	
1,1-Dichloroethane	<0.30	ug/L	1.0	0.30	1		04/20/22 13:36	75-34-3	
1,2-Dichloroethane	<0.29	ug/L	1.0	0.29	1		04/20/22 13:36	107-06-2	
1,1-Dichloroethene	<0.58	ug/L	1.0	0.58	1		04/20/22 13:36	75-35-4	
cis-1,2-Dichloroethene	<0.47	ug/L	1.0	0.47	1		04/20/22 13:36	156-59-2	
trans-1,2-Dichloroethene	<0.53	ug/L	1.0	0.53	1		04/20/22 13:36	156-60-5	
1,2-Dichloropropane	<0.45	ug/L	1.0	0.45	1		04/20/22 13:36	78-87-5	
1,3-Dichloropropane	<0.30	ug/L	1.0	0.30	1		04/20/22 13:36	142-28-9	
2,2-Dichloropropane	<4.2	ug/L	5.0	4.2	1		04/20/22 13:36	594-20-7	
1,1-Dichloropropene	<0.41	ug/L	1.0	0.41	1		04/20/22 13:36	563-58-6	
cis-1,3-Dichloropropene	<0.36	ug/L	1.0	0.36	1		04/20/22 13:36	10061-01-5	
trans-1,3-Dichloropropene	<3.5	ug/L	5.0	3.5	1		04/20/22 13:36	10061-02-6	
Diisopropyl ether	<1.1	ug/L	5.0	1.1	1		04/20/22 13:36	108-20-3	
Ethylbenzene	<0.33	ug/L	1.0	0.33	1		04/20/22 13:36	100-41-4	
Hexachloro-1,3-butadiene	<2.7	ug/L	5.0	2.7	1		04/20/22 13:36	87-68-3	
Isopropylbenzene (Cumene)	<1.0	ug/L	5.0	1.0	1		04/20/22 13:36	98-82-8	
p-Isopropyltoluene	<1.0	ug/L	5.0	1.0	1		04/20/22 13:36	99-87-6	
Methylene Chloride	<0.32	ug/L	5.0	0.32	1		04/20/22 13:36	75-09-2	
Methyl-tert-butyl ether	<1.1	ug/L	5.0	1.1	1		04/20/22 13:36	1634-04-4	
Naphthalene	<1.1	ug/L	5.0	1.1	1		04/20/22 13:36	91-20-3	
n-Propylbenzene	<0.35	ug/L	1.0	0.35	1		04/20/22 13:36	103-65-1	
Styrene	<0.36	ug/L	1.0	0.36	1		04/20/22 13:36	100-42-5	

REPORT OF LABORATORY ANALYSIS

This report shall not be reproduced, except in full,
without the written consent of Pace Analytical Services, LLC.

ANALYTICAL RESULTS

Project: FORMER KITZINGER SITE

Pace Project No.: 40243547

Sample: KPZ-2 **Lab ID: 40243547007** Collected: 04/15/22 11:50 Received: 04/16/22 08:20 Matrix: Water

Parameters	Results	Units	LOQ	LOD	DF	Prepared	Analyzed	CAS No.	Qual
8260 MSV									
Analytical Method: EPA 8260									
Pace Analytical Services - Green Bay									
1,1,1,2-Tetrachloroethane	<0.36	ug/L	1.0	0.36	1		04/20/22 13:36	630-20-6	
1,1,1,2-Tetrachloroethane	<0.38	ug/L	1.0	0.38	1		04/20/22 13:36	79-34-5	
Tetrachloroethene	<0.41	ug/L	1.0	0.41	1		04/20/22 13:36	127-18-4	
Toluene	<0.29	ug/L	1.0	0.29	1		04/20/22 13:36	108-88-3	
1,2,3-Trichlorobenzene	<1.0	ug/L	5.0	1.0	1		04/20/22 13:36	87-61-6	
1,2,4-Trichlorobenzene	<0.95	ug/L	5.0	0.95	1		04/20/22 13:36	120-82-1	
1,1,1-Trichloroethane	<0.30	ug/L	1.0	0.30	1		04/20/22 13:36	71-55-6	
1,1,2-Trichloroethane	<0.34	ug/L	5.0	0.34	1		04/20/22 13:36	79-00-5	
Trichloroethene	<0.32	ug/L	1.0	0.32	1		04/20/22 13:36	79-01-6	
Trichlorofluoromethane	<0.42	ug/L	1.0	0.42	1		04/20/22 13:36	75-69-4	
1,2,3-Trichloropropane	<0.56	ug/L	5.0	0.56	1		04/20/22 13:36	96-18-4	
1,2,4-Trimethylbenzene	<0.45	ug/L	1.0	0.45	1		04/20/22 13:36	95-63-6	
1,3,5-Trimethylbenzene	<0.36	ug/L	1.0	0.36	1		04/20/22 13:36	108-67-8	
Vinyl chloride	<0.17	ug/L	1.0	0.17	1		04/20/22 13:36	75-01-4	
m&p-Xylene	<0.70	ug/L	2.0	0.70	1		04/20/22 13:36	179601-23-1	
o-Xylene	<0.35	ug/L	1.0	0.35	1		04/20/22 13:36	95-47-6	
Surrogates									
4-Bromofluorobenzene (S)	100	%	70-130		1		04/20/22 13:36	460-00-4	
1,2-Dichlorobenzene-d4 (S)	97	%	70-130		1		04/20/22 13:36	2199-69-1	
Toluene-d8 (S)	106	%	70-130		1		04/20/22 13:36	2037-26-5	

REPORT OF LABORATORY ANALYSIS

This report shall not be reproduced, except in full,
without the written consent of Pace Analytical Services, LLC.

ANALYTICAL RESULTS

Project: FORMER KITZINGER SITE

Pace Project No.: 40243547

Sample: KPZ-1 Lab ID: 40243547008 Collected: 04/15/22 11:15 Received: 04/16/22 08:20 Matrix: Water

Parameters	Results	Units	LOQ	LOD	DF	Prepared	Analyzed	CAS No.	Qual
8260 MSV									
Analytical Method: EPA 8260									
Pace Analytical Services - Green Bay									
Benzene	<0.30	ug/L	1.0	0.30	1		04/20/22 13:55	71-43-2	
Bromobenzene	<0.36	ug/L	1.0	0.36	1		04/20/22 13:55	108-86-1	
Bromochloromethane	<0.36	ug/L	5.0	0.36	1		04/20/22 13:55	74-97-5	
Bromodichloromethane	<0.42	ug/L	1.0	0.42	1		04/20/22 13:55	75-27-4	
Bromoform	<3.8	ug/L	5.0	3.8	1		04/20/22 13:55	75-25-2	
Bromomethane	<1.2	ug/L	5.0	1.2	1		04/20/22 13:55	74-83-9	
n-Butylbenzene	<0.86	ug/L	1.0	0.86	1		04/20/22 13:55	104-51-8	
sec-Butylbenzene	<0.42	ug/L	1.0	0.42	1		04/20/22 13:55	135-98-8	
tert-Butylbenzene	<0.59	ug/L	1.0	0.59	1		04/20/22 13:55	98-06-6	
Carbon tetrachloride	<0.37	ug/L	1.0	0.37	1		04/20/22 13:55	56-23-5	
Chlorobenzene	<0.86	ug/L	1.0	0.86	1		04/20/22 13:55	108-90-7	
Chloroethane	<1.4	ug/L	5.0	1.4	1		04/20/22 13:55	75-00-3	
Chloroform	<1.2	ug/L	5.0	1.2	1		04/20/22 13:55	67-66-3	
Chloromethane	<1.6	ug/L	5.0	1.6	1		04/20/22 13:55	74-87-3	
2-Chlorotoluene	<0.89	ug/L	5.0	0.89	1		04/20/22 13:55	95-49-8	
4-Chlorotoluene	<0.89	ug/L	5.0	0.89	1		04/20/22 13:55	106-43-4	
1,2-Dibromo-3-chloropropane	<2.4	ug/L	5.0	2.4	1		04/20/22 13:55	96-12-8	
Dibromochloromethane	<2.6	ug/L	5.0	2.6	1		04/20/22 13:55	124-48-1	
1,2-Dibromoethane (EDB)	<0.31	ug/L	1.0	0.31	1		04/20/22 13:55	106-93-4	
Dibromomethane	<0.99	ug/L	5.0	0.99	1		04/20/22 13:55	74-95-3	
1,2-Dichlorobenzene	<0.33	ug/L	1.0	0.33	1		04/20/22 13:55	95-50-1	
1,3-Dichlorobenzene	<0.35	ug/L	1.0	0.35	1		04/20/22 13:55	541-73-1	
1,4-Dichlorobenzene	<0.89	ug/L	1.0	0.89	1		04/20/22 13:55	106-46-7	
Dichlorodifluoromethane	<0.46	ug/L	5.0	0.46	1		04/20/22 13:55	75-71-8	
1,1-Dichloroethane	<0.30	ug/L	1.0	0.30	1		04/20/22 13:55	75-34-3	
1,2-Dichloroethane	<0.29	ug/L	1.0	0.29	1		04/20/22 13:55	107-06-2	
1,1-Dichloroethene	<0.58	ug/L	1.0	0.58	1		04/20/22 13:55	75-35-4	
cis-1,2-Dichloroethene	<0.47	ug/L	1.0	0.47	1		04/20/22 13:55	156-59-2	
trans-1,2-Dichloroethene	<0.53	ug/L	1.0	0.53	1		04/20/22 13:55	156-60-5	
1,2-Dichloropropane	<0.45	ug/L	1.0	0.45	1		04/20/22 13:55	78-87-5	
1,3-Dichloropropane	<0.30	ug/L	1.0	0.30	1		04/20/22 13:55	142-28-9	
2,2-Dichloropropane	<4.2	ug/L	5.0	4.2	1		04/20/22 13:55	594-20-7	
1,1-Dichloropropene	<0.41	ug/L	1.0	0.41	1		04/20/22 13:55	563-58-6	
cis-1,3-Dichloropropene	<0.36	ug/L	1.0	0.36	1		04/20/22 13:55	10061-01-5	
trans-1,3-Dichloropropene	<3.5	ug/L	5.0	3.5	1		04/20/22 13:55	10061-02-6	
Diisopropyl ether	<1.1	ug/L	5.0	1.1	1		04/20/22 13:55	108-20-3	
Ethylbenzene	<0.33	ug/L	1.0	0.33	1		04/20/22 13:55	100-41-4	
Hexachloro-1,3-butadiene	<2.7	ug/L	5.0	2.7	1		04/20/22 13:55	87-68-3	
Isopropylbenzene (Cumene)	<1.0	ug/L	5.0	1.0	1		04/20/22 13:55	98-82-8	
p-Isopropyltoluene	<1.0	ug/L	5.0	1.0	1		04/20/22 13:55	99-87-6	
Methylene Chloride	<0.32	ug/L	5.0	0.32	1		04/20/22 13:55	75-09-2	
Methyl-tert-butyl ether	<1.1	ug/L	5.0	1.1	1		04/20/22 13:55	1634-04-4	
Naphthalene	<1.1	ug/L	5.0	1.1	1		04/20/22 13:55	91-20-3	
n-Propylbenzene	<0.35	ug/L	1.0	0.35	1		04/20/22 13:55	103-65-1	
Styrene	<0.36	ug/L	1.0	0.36	1		04/20/22 13:55	100-42-5	

REPORT OF LABORATORY ANALYSIS

This report shall not be reproduced, except in full,
without the written consent of Pace Analytical Services, LLC.

ANALYTICAL RESULTS

Project: FORMER KITZINGER SITE
Pace Project No.: 40243547

Sample: KPZ-1 **Lab ID: 40243547008** Collected: 04/15/22 11:15 Received: 04/16/22 08:20 Matrix: Water

Parameters	Results	Units	LOQ	LOD	DF	Prepared	Analyzed	CAS No.	Qual
8260 MSV									
Analytical Method: EPA 8260									
Pace Analytical Services - Green Bay									
1,1,1,2-Tetrachloroethane	<0.36	ug/L	1.0	0.36	1		04/20/22 13:55	630-20-6	
1,1,1,2-Tetrachloroethane	<0.38	ug/L	1.0	0.38	1		04/20/22 13:55	79-34-5	
Tetrachloroethene	<0.41	ug/L	1.0	0.41	1		04/20/22 13:55	127-18-4	
Toluene	<0.29	ug/L	1.0	0.29	1		04/20/22 13:55	108-88-3	
1,2,3-Trichlorobenzene	<1.0	ug/L	5.0	1.0	1		04/20/22 13:55	87-61-6	
1,2,4-Trichlorobenzene	<0.95	ug/L	5.0	0.95	1		04/20/22 13:55	120-82-1	
1,1,1-Trichloroethane	<0.30	ug/L	1.0	0.30	1		04/20/22 13:55	71-55-6	
1,1,2-Trichloroethane	<0.34	ug/L	5.0	0.34	1		04/20/22 13:55	79-00-5	
Trichloroethene	<0.32	ug/L	1.0	0.32	1		04/20/22 13:55	79-01-6	
Trichlorofluoromethane	<0.42	ug/L	1.0	0.42	1		04/20/22 13:55	75-69-4	
1,2,3-Trichloropropane	<0.56	ug/L	5.0	0.56	1		04/20/22 13:55	96-18-4	
1,2,4-Trimethylbenzene	<0.45	ug/L	1.0	0.45	1		04/20/22 13:55	95-63-6	
1,3,5-Trimethylbenzene	<0.36	ug/L	1.0	0.36	1		04/20/22 13:55	108-67-8	
Vinyl chloride	<0.17	ug/L	1.0	0.17	1		04/20/22 13:55	75-01-4	
m&p-Xylene	<0.70	ug/L	2.0	0.70	1		04/20/22 13:55	179601-23-1	
o-Xylene	<0.35	ug/L	1.0	0.35	1		04/20/22 13:55	95-47-6	
Surrogates									
4-Bromofluorobenzene (S)	97	%	70-130		1		04/20/22 13:55	460-00-4	
1,2-Dichlorobenzene-d4 (S)	98	%	70-130		1		04/20/22 13:55	2199-69-1	
Toluene-d8 (S)	104	%	70-130		1		04/20/22 13:55	2037-26-5	

REPORT OF LABORATORY ANALYSIS

This report shall not be reproduced, except in full,
without the written consent of Pace Analytical Services, LLC.

ANALYTICAL RESULTS

Project: FORMER KITZINGER SITE

Pace Project No.: 40243547

Sample: MW-14 **Lab ID: 40243547009** Collected: 04/15/22 12:25 Received: 04/16/22 08:20 Matrix: Water

Parameters	Results	Units	LOQ	LOD	DF	Prepared	Analyzed	CAS No.	Qual
8260 MSV									
Analytical Method: EPA 8260									
Pace Analytical Services - Green Bay									
Benzene	<0.30	ug/L	1.0	0.30	1		04/20/22 14:14	71-43-2	
Bromobenzene	<0.36	ug/L	1.0	0.36	1		04/20/22 14:14	108-86-1	
Bromochloromethane	<0.36	ug/L	5.0	0.36	1		04/20/22 14:14	74-97-5	
Bromodichloromethane	<0.42	ug/L	1.0	0.42	1		04/20/22 14:14	75-27-4	
Bromoform	<3.8	ug/L	5.0	3.8	1		04/20/22 14:14	75-25-2	
Bromomethane	<1.2	ug/L	5.0	1.2	1		04/20/22 14:14	74-83-9	
n-Butylbenzene	<0.86	ug/L	1.0	0.86	1		04/20/22 14:14	104-51-8	
sec-Butylbenzene	<0.42	ug/L	1.0	0.42	1		04/20/22 14:14	135-98-8	
tert-Butylbenzene	<0.59	ug/L	1.0	0.59	1		04/20/22 14:14	98-06-6	
Carbon tetrachloride	<0.37	ug/L	1.0	0.37	1		04/20/22 14:14	56-23-5	
Chlorobenzene	<0.86	ug/L	1.0	0.86	1		04/20/22 14:14	108-90-7	
Chloroethane	<1.4	ug/L	5.0	1.4	1		04/20/22 14:14	75-00-3	
Chloroform	<1.2	ug/L	5.0	1.2	1		04/20/22 14:14	67-66-3	
Chloromethane	<1.6	ug/L	5.0	1.6	1		04/20/22 14:14	74-87-3	
2-Chlorotoluene	<0.89	ug/L	5.0	0.89	1		04/20/22 14:14	95-49-8	
4-Chlorotoluene	<0.89	ug/L	5.0	0.89	1		04/20/22 14:14	106-43-4	
1,2-Dibromo-3-chloropropane	<2.4	ug/L	5.0	2.4	1		04/20/22 14:14	96-12-8	
Dibromochloromethane	<2.6	ug/L	5.0	2.6	1		04/20/22 14:14	124-48-1	
1,2-Dibromoethane (EDB)	<0.31	ug/L	1.0	0.31	1		04/20/22 14:14	106-93-4	
Dibromomethane	<0.99	ug/L	5.0	0.99	1		04/20/22 14:14	74-95-3	
1,2-Dichlorobenzene	<0.33	ug/L	1.0	0.33	1		04/20/22 14:14	95-50-1	
1,3-Dichlorobenzene	<0.35	ug/L	1.0	0.35	1		04/20/22 14:14	541-73-1	
1,4-Dichlorobenzene	<0.89	ug/L	1.0	0.89	1		04/20/22 14:14	106-46-7	
Dichlorodifluoromethane	<0.46	ug/L	5.0	0.46	1		04/20/22 14:14	75-71-8	
1,1-Dichloroethane	11.7	ug/L	1.0	0.30	1		04/20/22 14:14	75-34-3	
1,2-Dichloroethane	<0.29	ug/L	1.0	0.29	1		04/20/22 14:14	107-06-2	
1,1-Dichloroethene	<0.58	ug/L	1.0	0.58	1		04/20/22 14:14	75-35-4	
cis-1,2-Dichloroethene	3.7	ug/L	1.0	0.47	1		04/20/22 14:14	156-59-2	
trans-1,2-Dichloroethene	<0.53	ug/L	1.0	0.53	1		04/20/22 14:14	156-60-5	
1,2-Dichloropropane	<0.45	ug/L	1.0	0.45	1		04/20/22 14:14	78-87-5	
1,3-Dichloropropane	<0.30	ug/L	1.0	0.30	1		04/20/22 14:14	142-28-9	
2,2-Dichloropropane	<4.2	ug/L	5.0	4.2	1		04/20/22 14:14	594-20-7	
1,1-Dichloropropene	<0.41	ug/L	1.0	0.41	1		04/20/22 14:14	563-58-6	
cis-1,3-Dichloropropene	<0.36	ug/L	1.0	0.36	1		04/20/22 14:14	10061-01-5	
trans-1,3-Dichloropropene	<3.5	ug/L	5.0	3.5	1		04/20/22 14:14	10061-02-6	
Diisopropyl ether	<1.1	ug/L	5.0	1.1	1		04/20/22 14:14	108-20-3	
Ethylbenzene	<0.33	ug/L	1.0	0.33	1		04/20/22 14:14	100-41-4	
Hexachloro-1,3-butadiene	<2.7	ug/L	5.0	2.7	1		04/20/22 14:14	87-68-3	
Isopropylbenzene (Cumene)	<1.0	ug/L	5.0	1.0	1		04/20/22 14:14	98-82-8	
p-Isopropyltoluene	<1.0	ug/L	5.0	1.0	1		04/20/22 14:14	99-87-6	
Methylene Chloride	<0.32	ug/L	5.0	0.32	1		04/20/22 14:14	75-09-2	
Methyl-tert-butyl ether	<1.1	ug/L	5.0	1.1	1		04/20/22 14:14	1634-04-4	
Naphthalene	<1.1	ug/L	5.0	1.1	1		04/20/22 14:14	91-20-3	
n-Propylbenzene	<0.35	ug/L	1.0	0.35	1		04/20/22 14:14	103-65-1	
Styrene	<0.36	ug/L	1.0	0.36	1		04/20/22 14:14	100-42-5	

REPORT OF LABORATORY ANALYSIS

This report shall not be reproduced, except in full,
without the written consent of Pace Analytical Services, LLC.

ANALYTICAL RESULTS

Project: FORMER KITZINGER SITE
Pace Project No.: 40243547

Sample: MW-14 **Lab ID: 40243547009** Collected: 04/15/22 12:25 Received: 04/16/22 08:20 Matrix: Water

Parameters	Results	Units	LOQ	LOD	DF	Prepared	Analyzed	CAS No.	Qual
8260 MSV									
Analytical Method: EPA 8260									
Pace Analytical Services - Green Bay									
1,1,1,2-Tetrachloroethane	<0.36	ug/L	1.0	0.36	1		04/20/22 14:14	630-20-6	
1,1,1,2-Tetrachloroethane	<0.38	ug/L	1.0	0.38	1		04/20/22 14:14	79-34-5	
Tetrachloroethene	3.9	ug/L	1.0	0.41	1		04/20/22 14:14	127-18-4	
Toluene	<0.29	ug/L	1.0	0.29	1		04/20/22 14:14	108-88-3	
1,2,3-Trichlorobenzene	<1.0	ug/L	5.0	1.0	1		04/20/22 14:14	87-61-6	
1,2,4-Trichlorobenzene	<0.95	ug/L	5.0	0.95	1		04/20/22 14:14	120-82-1	
1,1,1-Trichloroethane	14.6	ug/L	1.0	0.30	1		04/20/22 14:14	71-55-6	
1,1,2-Trichloroethane	<0.34	ug/L	5.0	0.34	1		04/20/22 14:14	79-00-5	
Trichloroethene	68.8	ug/L	1.0	0.32	1		04/20/22 14:14	79-01-6	
Trichlorofluoromethane	<0.42	ug/L	1.0	0.42	1		04/20/22 14:14	75-69-4	
1,2,3-Trichloropropane	<0.56	ug/L	5.0	0.56	1		04/20/22 14:14	96-18-4	
1,2,4-Trimethylbenzene	<0.45	ug/L	1.0	0.45	1		04/20/22 14:14	95-63-6	
1,3,5-Trimethylbenzene	<0.36	ug/L	1.0	0.36	1		04/20/22 14:14	108-67-8	
Vinyl chloride	<0.17	ug/L	1.0	0.17	1		04/20/22 14:14	75-01-4	
m&p-Xylene	<0.70	ug/L	2.0	0.70	1		04/20/22 14:14	179601-23-1	
o-Xylene	<0.35	ug/L	1.0	0.35	1		04/20/22 14:14	95-47-6	
Surrogates									
4-Bromofluorobenzene (S)	103	%	70-130		1		04/20/22 14:14	460-00-4	
1,2-Dichlorobenzene-d4 (S)	100	%	70-130		1		04/20/22 14:14	2199-69-1	
Toluene-d8 (S)	104	%	70-130		1		04/20/22 14:14	2037-26-5	

REPORT OF LABORATORY ANALYSIS

This report shall not be reproduced, except in full,
without the written consent of Pace Analytical Services, LLC.

ANALYTICAL RESULTS

Project: FORMER KITZINGER SITE

Pace Project No.: 40243547

Sample: MW-15 **Lab ID: 40243547010** Collected: 04/15/22 13:10 Received: 04/16/22 08:20 Matrix: Water

Parameters	Results	Units	LOQ	LOD	DF	Prepared	Analyzed	CAS No.	Qual
8260 MSV		Analytical Method: EPA 8260 Pace Analytical Services - Green Bay							
Benzene	0.35J	ug/L	1.0	0.30	1		04/20/22 15:51	71-43-2	
Bromobenzene	<0.36	ug/L	1.0	0.36	1		04/20/22 15:51	108-86-1	
Bromochloromethane	<0.36	ug/L	5.0	0.36	1		04/20/22 15:51	74-97-5	
Bromodichloromethane	<0.42	ug/L	1.0	0.42	1		04/20/22 15:51	75-27-4	
Bromoform	<3.8	ug/L	5.0	3.8	1		04/20/22 15:51	75-25-2	
Bromomethane	<1.2	ug/L	5.0	1.2	1		04/20/22 15:51	74-83-9	
n-Butylbenzene	3.9	ug/L	1.0	0.86	1		04/20/22 15:51	104-51-8	
sec-Butylbenzene	4.7	ug/L	1.0	0.42	1		04/20/22 15:51	135-98-8	
tert-Butylbenzene	1.1	ug/L	1.0	0.59	1		04/20/22 15:51	98-06-6	
Carbon tetrachloride	<0.37	ug/L	1.0	0.37	1		04/20/22 15:51	56-23-5	
Chlorobenzene	<0.86	ug/L	1.0	0.86	1		04/20/22 15:51	108-90-7	
Chloroethane	3.7J	ug/L	5.0	1.4	1		04/20/22 15:51	75-00-3	
Chloroform	<1.2	ug/L	5.0	1.2	1		04/20/22 15:51	67-66-3	
Chloromethane	<1.6	ug/L	5.0	1.6	1		04/20/22 15:51	74-87-3	
2-Chlorotoluene	<0.89	ug/L	5.0	0.89	1		04/20/22 15:51	95-49-8	
4-Chlorotoluene	<0.89	ug/L	5.0	0.89	1		04/20/22 15:51	106-43-4	
1,2-Dibromo-3-chloropropane	<2.4	ug/L	5.0	2.4	1		04/20/22 15:51	96-12-8	
Dibromochloromethane	<2.6	ug/L	5.0	2.6	1		04/20/22 15:51	124-48-1	
1,2-Dibromoethane (EDB)	<0.31	ug/L	1.0	0.31	1		04/20/22 15:51	106-93-4	
Dibromomethane	<0.99	ug/L	5.0	0.99	1		04/20/22 15:51	74-95-3	
1,2-Dichlorobenzene	<0.33	ug/L	1.0	0.33	1		04/20/22 15:51	95-50-1	
1,3-Dichlorobenzene	<0.35	ug/L	1.0	0.35	1		04/20/22 15:51	541-73-1	
1,4-Dichlorobenzene	<0.89	ug/L	1.0	0.89	1		04/20/22 15:51	106-46-7	
Dichlorodifluoromethane	<0.46	ug/L	5.0	0.46	1		04/20/22 15:51	75-71-8	
1,1-Dichloroethane	1.4	ug/L	1.0	0.30	1		04/20/22 15:51	75-34-3	
1,2-Dichloroethane	<0.29	ug/L	1.0	0.29	1		04/20/22 15:51	107-06-2	
1,1-Dichloroethene	<0.58	ug/L	1.0	0.58	1		04/20/22 15:51	75-35-4	
cis-1,2-Dichloroethene	<0.47	ug/L	1.0	0.47	1		04/20/22 15:51	156-59-2	
trans-1,2-Dichloroethene	<0.53	ug/L	1.0	0.53	1		04/20/22 15:51	156-60-5	
1,2-Dichloropropane	<0.45	ug/L	1.0	0.45	1		04/20/22 15:51	78-87-5	
1,3-Dichloropropane	<0.30	ug/L	1.0	0.30	1		04/20/22 15:51	142-28-9	
2,2-Dichloropropane	<4.2	ug/L	5.0	4.2	1		04/20/22 15:51	594-20-7	
1,1-Dichloropropene	<0.41	ug/L	1.0	0.41	1		04/20/22 15:51	563-58-6	
cis-1,3-Dichloropropene	<0.36	ug/L	1.0	0.36	1		04/20/22 15:51	10061-01-5	
trans-1,3-Dichloropropene	<3.5	ug/L	5.0	3.5	1		04/20/22 15:51	10061-02-6	
Diisopropyl ether	<1.1	ug/L	5.0	1.1	1		04/20/22 15:51	108-20-3	
Ethylbenzene	1.0	ug/L	1.0	0.33	1		04/20/22 15:51	100-41-4	
Hexachloro-1,3-butadiene	<2.7	ug/L	5.0	2.7	1		04/20/22 15:51	87-68-3	
Isopropylbenzene (Cumene)	8.6	ug/L	5.0	1.0	1		04/20/22 15:51	98-82-8	
p-Isopropyltoluene	<1.0	ug/L	5.0	1.0	1		04/20/22 15:51	99-87-6	
Methylene Chloride	<0.32	ug/L	5.0	0.32	1		04/20/22 15:51	75-09-2	
Methyl-tert-butyl ether	<1.1	ug/L	5.0	1.1	1		04/20/22 15:51	1634-04-4	
Naphthalene	<1.1	ug/L	5.0	1.1	1		04/20/22 15:51	91-20-3	
n-Propylbenzene	12.6	ug/L	1.0	0.35	1		04/20/22 15:51	103-65-1	
Styrene	<0.36	ug/L	1.0	0.36	1		04/20/22 15:51	100-42-5	

REPORT OF LABORATORY ANALYSIS

This report shall not be reproduced, except in full,
without the written consent of Pace Analytical Services, LLC.

ANALYTICAL RESULTS

Project: FORMER KITZINGER SITE

Pace Project No.: 40243547

Sample: MW-15 **Lab ID: 40243547010** Collected: 04/15/22 13:10 Received: 04/16/22 08:20 Matrix: Water

Parameters	Results	Units	LOQ	LOD	DF	Prepared	Analyzed	CAS No.	Qual
8260 MSV									
Analytical Method: EPA 8260									
Pace Analytical Services - Green Bay									
1,1,1,2-Tetrachloroethane	<0.36	ug/L	1.0	0.36	1		04/20/22 15:51	630-20-6	
1,1,1,2-Tetrachloroethane	<0.38	ug/L	1.0	0.38	1		04/20/22 15:51	79-34-5	
Tetrachloroethene	<0.41	ug/L	1.0	0.41	1		04/20/22 15:51	127-18-4	
Toluene	<0.29	ug/L	1.0	0.29	1		04/20/22 15:51	108-88-3	
1,2,3-Trichlorobenzene	<1.0	ug/L	5.0	1.0	1		04/20/22 15:51	87-61-6	
1,2,4-Trichlorobenzene	<0.95	ug/L	5.0	0.95	1		04/20/22 15:51	120-82-1	
1,1,1-Trichloroethane	<0.30	ug/L	1.0	0.30	1		04/20/22 15:51	71-55-6	
1,1,2-Trichloroethane	<0.34	ug/L	5.0	0.34	1		04/20/22 15:51	79-00-5	
Trichloroethene	0.38J	ug/L	1.0	0.32	1		04/20/22 15:51	79-01-6	
Trichlorofluoromethane	<0.42	ug/L	1.0	0.42	1		04/20/22 15:51	75-69-4	
1,2,3-Trichloropropane	<0.56	ug/L	5.0	0.56	1		04/20/22 15:51	96-18-4	
1,2,4-Trimethylbenzene	<0.45	ug/L	1.0	0.45	1		04/20/22 15:51	95-63-6	
1,3,5-Trimethylbenzene	<0.36	ug/L	1.0	0.36	1		04/20/22 15:51	108-67-8	
Vinyl chloride	<0.17	ug/L	1.0	0.17	1		04/20/22 15:51	75-01-4	
m&p-Xylene	<0.70	ug/L	2.0	0.70	1		04/20/22 15:51	179601-23-1	
o-Xylene	<0.35	ug/L	1.0	0.35	1		04/20/22 15:51	95-47-6	
Surrogates									
4-Bromofluorobenzene (S)	98	%	70-130		1		04/20/22 15:51	460-00-4	
1,2-Dichlorobenzene-d4 (S)	92	%	70-130		1		04/20/22 15:51	2199-69-1	
Toluene-d8 (S)	103	%	70-130		1		04/20/22 15:51	2037-26-5	

REPORT OF LABORATORY ANALYSIS

This report shall not be reproduced, except in full,
without the written consent of Pace Analytical Services, LLC.

ANALYTICAL RESULTS

Project: FORMER KITZINGER SITE
Pace Project No.: 40243547

Sample: PMW-2 **Lab ID: 40243547011** Collected: 04/15/22 13:55 Received: 04/16/22 08:20 Matrix: Water

Parameters	Results	Units	LOQ	LOD	DF	Prepared	Analyzed	CAS No.	Qual
8260 MSV Oxygenates									
Analytical Method: EPA 8260									
Pace Analytical Services - Green Bay									
1,1,1,2-Tetrachloroethane	<178	ug/L	500	178	500		04/20/22 17:46	630-20-6	
1,1,1-Trichloroethane	24000	ug/L	500	151	500		04/20/22 17:46	71-55-6	
1,1,2,2-Tetrachloroethane	<189	ug/L	500	189	500		04/20/22 17:46	79-34-5	
1,1,2-Trichloroethane	<172	ug/L	2500	172	500		04/20/22 17:46	79-00-5	
1,1-Dichloroethane	22200	ug/L	500	148	500		04/20/22 17:46	75-34-3	
1,1-Dichloroethene	453J	ug/L	500	291	500		04/20/22 17:46	75-35-4	
1,1-Dichloropropene	<205	ug/L	500	205	500		04/20/22 17:46	563-58-6	
1,2,3-Trichlorobenzene	<509	ug/L	2500	509	500		04/20/22 17:46	87-61-6	
1,2,3-Trichloropropane	<278	ug/L	2500	278	500		04/20/22 17:46	96-18-4	
1,2,4-Trichlorobenzene	<475	ug/L	2500	475	500		04/20/22 17:46	120-82-1	
1,2,4-Trimethylbenzene	459J	ug/L	500	224	500		04/20/22 17:46	95-63-6	
1,2-Dibromo-3-chloropropane	<1180	ug/L	2500	1180	500		04/20/22 17:46	96-12-8	
1,2-Dibromoethane (EDB)	<155	ug/L	500	155	500		04/20/22 17:46	106-93-4	
1,2-Dichlorobenzene	<163	ug/L	500	163	500		04/20/22 17:46	95-50-1	
1,2-Dichloroethane	388J	ug/L	500	146	500		04/20/22 17:46	107-06-2	
1,2-Dichloropropane	<224	ug/L	500	224	500		04/20/22 17:46	78-87-5	
1,3,5-Trimethylbenzene	<179	ug/L	500	179	500		04/20/22 17:46	108-67-8	
1,3-Dichlorobenzene	<176	ug/L	500	176	500		04/20/22 17:46	541-73-1	
1,3-Dichloropropane	<152	ug/L	500	152	500		04/20/22 17:46	142-28-9	
1,4-Dichlorobenzene	<446	ug/L	500	446	500		04/20/22 17:46	106-46-7	
1,4-Dioxane (p-Dioxane)	<10300	ug/L	125000	10300	500		04/20/22 17:46	123-91-1	
2,2-Dichloropropane	<2090	ug/L	2500	2090	500		04/20/22 17:46	594-20-7	
2-Chlorotoluene	<445	ug/L	2500	445	500		04/20/22 17:46	95-49-8	
4-Chlorotoluene	<447	ug/L	2500	447	500		04/20/22 17:46	106-43-4	
Benzene	<148	ug/L	500	148	500		04/20/22 17:46	71-43-2	
Bromobenzene	<180	ug/L	500	180	500		04/20/22 17:46	108-86-1	
Bromochloromethane	<179	ug/L	2500	179	500		04/20/22 17:46	74-97-5	
Bromodichloromethane	<208	ug/L	500	208	500		04/20/22 17:46	75-27-4	
Bromoform	<1900	ug/L	2500	1900	500		04/20/22 17:46	75-25-2	
Bromomethane	<596	ug/L	2500	596	500		04/20/22 17:46	74-83-9	
Carbon tetrachloride	<185	ug/L	500	185	500		04/20/22 17:46	56-23-5	
Chlorobenzene	<428	ug/L	500	428	500		04/20/22 17:46	108-90-7	
Chloroethane	2950	ug/L	2500	690	500		04/20/22 17:46	75-00-3	
Chloroform	<591	ug/L	2500	591	500		04/20/22 17:46	67-66-3	
Chloromethane	<818	ug/L	2500	818	500		04/20/22 17:46	74-87-3	
Dibromochloromethane	<1320	ug/L	2500	1320	500		04/20/22 17:46	124-48-1	
Dibromomethane	<495	ug/L	2500	495	500		04/20/22 17:46	74-95-3	
Dichlorodifluoromethane	<228	ug/L	2500	228	500		04/20/22 17:46	75-71-8	
Diisopropyl ether	<550	ug/L	2500	550	500		04/20/22 17:46	108-20-3	
Ethylbenzene	1880	ug/L	500	163	500		04/20/22 17:46	100-41-4	
Hexachloro-1,3-butadiene	<1370	ug/L	2500	1370	500		04/20/22 17:46	87-68-3	
Isopropylbenzene (Cumene)	<500	ug/L	2500	500	500		04/20/22 17:46	98-82-8	
Methyl-tert-butyl ether	<565	ug/L	2500	565	500		04/20/22 17:46	1634-04-4	
Methylene Chloride	674J	ug/L	2500	160	500		04/20/22 17:46	75-09-2	
Naphthalene	<565	ug/L	2500	565	500		04/20/22 17:46	91-20-3	

REPORT OF LABORATORY ANALYSIS

This report shall not be reproduced, except in full,
without the written consent of Pace Analytical Services, LLC.

ANALYTICAL RESULTS

Project: FORMER KITZINGER SITE

Pace Project No.: 40243547

Sample: PMW-2 **Lab ID: 40243547011** Collected: 04/15/22 13:55 Received: 04/16/22 08:20 Matrix: Water

Parameters	Results	Units	LOQ	LOD	DF	Prepared	Analyzed	CAS No.	Qual
8260 MSV Oxygenates									
Analytical Method: EPA 8260									
Pace Analytical Services - Green Bay									
Styrene	<178	ug/L	500	178	500		04/20/22 17:46	100-42-5	
Tetrachloroethene	<204	ug/L	500	204	500		04/20/22 17:46	127-18-4	
Toluene	9810	ug/L	500	144	500		04/20/22 17:46	108-88-3	
Trichloroethene	<160	ug/L	500	160	500		04/20/22 17:46	79-01-6	
Trichlorofluoromethane	<209	ug/L	500	209	500		04/20/22 17:46	75-69-4	
Vinyl chloride	4330	ug/L	500	87.2	500		04/20/22 17:46	75-01-4	
cis-1,2-Dichloroethene	131000	ug/L	500	236	500		04/20/22 17:46	156-59-2	
cis-1,3-Dichloropropene	<179	ug/L	500	179	500		04/20/22 17:46	10061-01-5	
m&p-Xylene	7670	ug/L	1000	350	500		04/20/22 17:46	179601-23-1	
n-Butylbenzene	<429	ug/L	500	429	500		04/20/22 17:46	104-51-8	
n-Propylbenzene	<173	ug/L	500	173	500		04/20/22 17:46	103-65-1	
o-Xylene	2990	ug/L	500	174	500		04/20/22 17:46	95-47-6	
p-Isopropyltoluene	<522	ug/L	2500	522	500		04/20/22 17:46	99-87-6	
sec-Butylbenzene	<212	ug/L	500	212	500		04/20/22 17:46	135-98-8	
tert-Butylbenzene	<293	ug/L	500	293	500		04/20/22 17:46	98-06-6	
trans-1,2-Dichloroethene	936	ug/L	500	264	500		04/20/22 17:46	156-60-5	
trans-1,3-Dichloropropene	<1730	ug/L	2500	1730	500		04/20/22 17:46	10061-02-6	
Surrogates									
Toluene-d8 (S)	104	%	70-130		500		04/20/22 17:46	2037-26-5	
4-Bromofluorobenzene (S)	100	%	70-130		500		04/20/22 17:46	460-00-4	
1,2-Dichlorobenzene-d4 (S)	95	%	70-130		500		04/20/22 17:46	2199-69-1	

REPORT OF LABORATORY ANALYSIS

This report shall not be reproduced, except in full,
without the written consent of Pace Analytical Services, LLC.

ANALYTICAL RESULTS

Project: FORMER KITZINGER SITE

Pace Project No.: 40243547

Sample: **SMW-4** Lab ID: **40243547012** Collected: 04/15/22 14:50 Received: 04/16/22 08:20 Matrix: Water

Parameters	Results	Units	LOQ	LOD	DF	Prepared	Analyzed	CAS No.	Qual
8260 MSV Oxygenates									
Analytical Method: EPA 8260									
Pace Analytical Services - Green Bay									
1,1,1,2-Tetrachloroethane	<0.36	ug/L	1.0	0.36	1		04/20/22 16:49	630-20-6	
1,1,1-Trichloroethane	7.8	ug/L	1.0	0.30	1		04/20/22 16:49	71-55-6	
1,1,2,2-Tetrachloroethane	<0.38	ug/L	1.0	0.38	1		04/20/22 16:49	79-34-5	
1,1,2-Trichloroethane	0.36J	ug/L	5.0	0.34	1		04/20/22 16:49	79-00-5	
1,1-Dichloroethane	35.8	ug/L	1.0	0.30	1		04/20/22 16:49	75-34-3	
1,1-Dichloroethene	<0.58	ug/L	1.0	0.58	1		04/20/22 16:49	75-35-4	
1,1-Dichloropropene	<0.41	ug/L	1.0	0.41	1		04/20/22 16:49	563-58-6	
1,2,3-Trichlorobenzene	<1.0	ug/L	5.0	1.0	1		04/20/22 16:49	87-61-6	
1,2,3-Trichloropropane	<0.56	ug/L	5.0	0.56	1		04/20/22 16:49	96-18-4	
1,2,4-Trichlorobenzene	<0.95	ug/L	5.0	0.95	1		04/20/22 16:49	120-82-1	
1,2,4-Trimethylbenzene	18.9	ug/L	1.0	0.45	1		04/20/22 16:49	95-63-6	
1,2-Dibromo-3-chloropropane	<2.4	ug/L	5.0	2.4	1		04/20/22 16:49	96-12-8	
1,2-Dibromoethane (EDB)	<0.31	ug/L	1.0	0.31	1		04/20/22 16:49	106-93-4	
1,2-Dichlorobenzene	<0.33	ug/L	1.0	0.33	1		04/20/22 16:49	95-50-1	
1,2-Dichloroethane	3.3	ug/L	1.0	0.29	1		04/20/22 16:49	107-06-2	
1,2-Dichloropropane	<0.45	ug/L	1.0	0.45	1		04/20/22 16:49	78-87-5	
1,3,5-Trimethylbenzene	<0.36	ug/L	1.0	0.36	1		04/20/22 16:49	108-67-8	
1,3-Dichlorobenzene	<0.35	ug/L	1.0	0.35	1		04/20/22 16:49	541-73-1	
1,3-Dichloropropane	<0.30	ug/L	1.0	0.30	1		04/20/22 16:49	142-28-9	
1,4-Dichlorobenzene	<0.89	ug/L	1.0	0.89	1		04/20/22 16:49	106-46-7	
1,4-Dioxane (p-Dioxane)	<20.5	ug/L	250	20.5	1		04/20/22 16:49	123-91-1	
2,2-Dichloropropane	<4.2	ug/L	5.0	4.2	1		04/20/22 16:49	594-20-7	
2-Chlorotoluene	<0.89	ug/L	5.0	0.89	1		04/20/22 16:49	95-49-8	
4-Chlorotoluene	<0.89	ug/L	5.0	0.89	1		04/20/22 16:49	106-43-4	
Benzene	1.6	ug/L	1.0	0.30	1		04/20/22 16:49	71-43-2	
Bromobenzene	<0.36	ug/L	1.0	0.36	1		04/20/22 16:49	108-86-1	
Bromochloromethane	<0.36	ug/L	5.0	0.36	1		04/20/22 16:49	74-97-5	
Bromodichloromethane	<0.42	ug/L	1.0	0.42	1		04/20/22 16:49	75-27-4	
Bromoform	<3.8	ug/L	5.0	3.8	1		04/20/22 16:49	75-25-2	
Bromomethane	<1.2	ug/L	5.0	1.2	1		04/20/22 16:49	74-83-9	
Carbon tetrachloride	<0.37	ug/L	1.0	0.37	1		04/20/22 16:49	56-23-5	
Chlorobenzene	<0.86	ug/L	1.0	0.86	1		04/20/22 16:49	108-90-7	
Chloroethane	13.7	ug/L	5.0	1.4	1		04/20/22 16:49	75-00-3	
Chloroform	<1.2	ug/L	5.0	1.2	1		04/20/22 16:49	67-66-3	
Chloromethane	<1.6	ug/L	5.0	1.6	1		04/20/22 16:49	74-87-3	
Dibromochloromethane	<2.6	ug/L	5.0	2.6	1		04/20/22 16:49	124-48-1	
Dibromomethane	<0.99	ug/L	5.0	0.99	1		04/20/22 16:49	74-95-3	
Dichlorodifluoromethane	<0.46	ug/L	5.0	0.46	1		04/20/22 16:49	75-71-8	
Diisopropyl ether	<1.1	ug/L	5.0	1.1	1		04/20/22 16:49	108-20-3	
Ethylbenzene	2.8	ug/L	1.0	0.33	1		04/20/22 16:49	100-41-4	
Hexachloro-1,3-butadiene	<2.7	ug/L	5.0	2.7	1		04/20/22 16:49	87-68-3	
Isopropylbenzene (Cumene)	9.9	ug/L	5.0	1.0	1		04/20/22 16:49	98-82-8	
Methyl-tert-butyl ether	<1.1	ug/L	5.0	1.1	1		04/20/22 16:49	1634-04-4	
Methylene Chloride	<0.32	ug/L	5.0	0.32	1		04/20/22 16:49	75-09-2	
Naphthalene	<1.1	ug/L	5.0	1.1	1		04/20/22 16:49	91-20-3	

REPORT OF LABORATORY ANALYSIS

This report shall not be reproduced, except in full,
without the written consent of Pace Analytical Services, LLC.

ANALYTICAL RESULTS

Project: FORMER KITZINGER SITE
Pace Project No.: 40243547

Sample: SMW-4 **Lab ID: 40243547012** Collected: 04/15/22 14:50 Received: 04/16/22 08:20 Matrix: Water

Parameters	Results	Units	LOQ	LOD	DF	Prepared	Analyzed	CAS No.	Qual
8260 MSV Oxygenates									
Analytical Method: EPA 8260									
Pace Analytical Services - Green Bay									
Styrene	<0.36	ug/L	1.0	0.36	1		04/20/22 16:49	100-42-5	
Tetrachloroethene	0.88J	ug/L	1.0	0.41	1		04/20/22 16:49	127-18-4	
Toluene	0.92J	ug/L	1.0	0.29	1		04/20/22 16:49	108-88-3	
Trichloroethene	18.9	ug/L	1.0	0.32	1		04/20/22 16:49	79-01-6	
Trichlorofluoromethane	<0.42	ug/L	1.0	0.42	1		04/20/22 16:49	75-69-4	
Vinyl chloride	3.5	ug/L	1.0	0.17	1		04/20/22 16:49	75-01-4	
cis-1,2-Dichloroethene	23.5	ug/L	1.0	0.47	1		04/20/22 16:49	156-59-2	
cis-1,3-Dichloropropene	<0.36	ug/L	1.0	0.36	1		04/20/22 16:49	10061-01-5	
m&p-Xylene	0.76J	ug/L	2.0	0.70	1		04/20/22 16:49	179601-23-1	
n-Butylbenzene	5.0	ug/L	1.0	0.86	1		04/20/22 16:49	104-51-8	
n-Propylbenzene	11.6	ug/L	1.0	0.35	1		04/20/22 16:49	103-65-1	
o-Xylene	<0.35	ug/L	1.0	0.35	1		04/20/22 16:49	95-47-6	
p-Isopropyltoluene	<1.0	ug/L	5.0	1.0	1		04/20/22 16:49	99-87-6	
sec-Butylbenzene	5.1	ug/L	1.0	0.42	1		04/20/22 16:49	135-98-8	
tert-Butylbenzene	<0.59	ug/L	1.0	0.59	1		04/20/22 16:49	98-06-6	
trans-1,2-Dichloroethene	<0.53	ug/L	1.0	0.53	1		04/20/22 16:49	156-60-5	
trans-1,3-Dichloropropene	<3.5	ug/L	5.0	3.5	1		04/20/22 16:49	10061-02-6	
Surrogates									
Toluene-d8 (S)	105	%	70-130		1		04/20/22 16:49	2037-26-5	
4-Bromofluorobenzene (S)	100	%	70-130		1		04/20/22 16:49	460-00-4	
1,2-Dichlorobenzene-d4 (S)	97	%	70-130		1		04/20/22 16:49	2199-69-1	

REPORT OF LABORATORY ANALYSIS

This report shall not be reproduced, except in full,
without the written consent of Pace Analytical Services, LLC.

ANALYTICAL RESULTS

Project: FORMER KITZINGER SITE

Pace Project No.: 40243547

Sample: MW-2 Lab ID: 40243547013 Collected: 04/15/22 15:25 Received: 04/16/22 08:20 Matrix: Water

Parameters	Results	Units	LOQ	LOD	DF	Prepared	Analyzed	CAS No.	Qual
8260 MSV Oxygenates									
Analytical Method: EPA 8260									
Pace Analytical Services - Green Bay									
1,1,1,2-Tetrachloroethane	<355	ug/L	1000	355	1000		04/20/22 17:08	630-20-6	
1,1,1-Trichloroethane	5290	ug/L	1000	303	1000		04/20/22 17:08	71-55-6	
1,1,2,2-Tetrachloroethane	<378	ug/L	1000	378	1000		04/20/22 17:08	79-34-5	
1,1,2-Trichloroethane	<344	ug/L	5000	344	1000		04/20/22 17:08	79-00-5	
1,1-Dichloroethane	6870	ug/L	1000	296	1000		04/20/22 17:08	75-34-3	
1,1-Dichloroethene	<582	ug/L	1000	582	1000		04/20/22 17:08	75-35-4	
1,1-Dichloropropene	<410	ug/L	1000	410	1000		04/20/22 17:08	563-58-6	
1,2,3-Trichlorobenzene	<1020	ug/L	5000	1020	1000		04/20/22 17:08	87-61-6	
1,2,3-Trichloropropane	<555	ug/L	5000	555	1000		04/20/22 17:08	96-18-4	
1,2,4-Trichlorobenzene	<951	ug/L	5000	951	1000		04/20/22 17:08	120-82-1	
1,2,4-Trimethylbenzene	<449	ug/L	1000	449	1000		04/20/22 17:08	95-63-6	
1,2-Dibromo-3-chloropropane	<2370	ug/L	5000	2370	1000		04/20/22 17:08	96-12-8	
1,2-Dibromoethane (EDB)	<309	ug/L	1000	309	1000		04/20/22 17:08	106-93-4	
1,2-Dichlorobenzene	<326	ug/L	1000	326	1000		04/20/22 17:08	95-50-1	
1,2-Dichloroethane	486J	ug/L	1000	292	1000		04/20/22 17:08	107-06-2	
1,2-Dichloropropane	<448	ug/L	1000	448	1000		04/20/22 17:08	78-87-5	
1,3,5-Trimethylbenzene	<357	ug/L	1000	357	1000		04/20/22 17:08	108-67-8	
1,3-Dichlorobenzene	<351	ug/L	1000	351	1000		04/20/22 17:08	541-73-1	
1,3-Dichloropropane	<305	ug/L	1000	305	1000		04/20/22 17:08	142-28-9	
1,4-Dichlorobenzene	<892	ug/L	1000	892	1000		04/20/22 17:08	106-46-7	
1,4-Dioxane (p-Dioxane)	<20500	ug/L	250000	20500	1000		04/20/22 17:08	123-91-1	
2,2-Dichloropropane	<4180	ug/L	5000	4180	1000		04/20/22 17:08	594-20-7	
2-Chlorotoluene	<890	ug/L	5000	890	1000		04/20/22 17:08	95-49-8	
4-Chlorotoluene	<894	ug/L	5000	894	1000		04/20/22 17:08	106-43-4	
Benzene	<295	ug/L	1000	295	1000		04/20/22 17:08	71-43-2	
Bromobenzene	<361	ug/L	1000	361	1000		04/20/22 17:08	108-86-1	
Bromochloromethane	<358	ug/L	5000	358	1000		04/20/22 17:08	74-97-5	
Bromodichloromethane	<415	ug/L	1000	415	1000		04/20/22 17:08	75-27-4	
Bromoform	<3800	ug/L	5000	3800	1000		04/20/22 17:08	75-25-2	
Bromomethane	<1190	ug/L	5000	1190	1000		04/20/22 17:08	74-83-9	
Carbon tetrachloride	<369	ug/L	1000	369	1000		04/20/22 17:08	56-23-5	
Chlorobenzene	<855	ug/L	1000	855	1000		04/20/22 17:08	108-90-7	
Chloroethane	<1380	ug/L	5000	1380	1000		04/20/22 17:08	75-00-3	
Chloroform	<1180	ug/L	5000	1180	1000		04/20/22 17:08	67-66-3	
Chloromethane	<1640	ug/L	5000	1640	1000		04/20/22 17:08	74-87-3	
Dibromochloromethane	<2640	ug/L	5000	2640	1000		04/20/22 17:08	124-48-1	
Dibromomethane	<991	ug/L	5000	991	1000		04/20/22 17:08	74-95-3	
Dichlorodifluoromethane	<455	ug/L	5000	455	1000		04/20/22 17:08	75-71-8	
Diisopropyl ether	<1100	ug/L	5000	1100	1000		04/20/22 17:08	108-20-3	
Ethylbenzene	<325	ug/L	1000	325	1000		04/20/22 17:08	100-41-4	
Hexachloro-1,3-butadiene	<2740	ug/L	5000	2740	1000		04/20/22 17:08	87-68-3	
Isopropylbenzene (Cumene)	<1000	ug/L	5000	1000	1000		04/20/22 17:08	98-82-8	
Methyl-tert-butyl ether	<1130	ug/L	5000	1130	1000		04/20/22 17:08	1634-04-4	
Methylene Chloride	<319	ug/L	5000	319	1000		04/20/22 17:08	75-09-2	
Naphthalene	<1130	ug/L	5000	1130	1000		04/20/22 17:08	91-20-3	

REPORT OF LABORATORY ANALYSIS

This report shall not be reproduced, except in full,
without the written consent of Pace Analytical Services, LLC.

ANALYTICAL RESULTS

Project: FORMER KITZINGER SITE
Pace Project No.: 40243547

Sample: MW-2 **Lab ID: 40243547013** Collected: 04/15/22 15:25 Received: 04/16/22 08:20 Matrix: Water

Parameters	Results	Units	LOQ	LOD	DF	Prepared	Analyzed	CAS No.	Qual
8260 MSV Oxygenates									
Analytical Method: EPA 8260									
Pace Analytical Services - Green Bay									
Styrene	<356	ug/L	1000	356	1000		04/20/22 17:08	100-42-5	
Tetrachloroethene	<409	ug/L	1000	409	1000		04/20/22 17:08	127-18-4	
Toluene	1140	ug/L	1000	288	1000		04/20/22 17:08	108-88-3	
Trichloroethene	<320	ug/L	1000	320	1000		04/20/22 17:08	79-01-6	
Trichlorofluoromethane	<419	ug/L	1000	419	1000		04/20/22 17:08	75-69-4	
Vinyl chloride	10400	ug/L	1000	174	1000		04/20/22 17:08	75-01-4	
cis-1,2-Dichloroethene	66400	ug/L	1000	472	1000		04/20/22 17:08	156-59-2	
cis-1,3-Dichloropropene	<358	ug/L	1000	358	1000		04/20/22 17:08	10061-01-5	
m&p-Xylene	892J	ug/L	2000	700	1000		04/20/22 17:08	179601-23-1	
n-Butylbenzene	<857	ug/L	1000	857	1000		04/20/22 17:08	104-51-8	
n-Propylbenzene	<345	ug/L	1000	345	1000		04/20/22 17:08	103-65-1	
o-Xylene	523J	ug/L	1000	348	1000		04/20/22 17:08	95-47-6	
p-Isopropyltoluene	<1040	ug/L	5000	1040	1000		04/20/22 17:08	99-87-6	
sec-Butylbenzene	<424	ug/L	1000	424	1000		04/20/22 17:08	135-98-8	
tert-Butylbenzene	<586	ug/L	1000	586	1000		04/20/22 17:08	98-06-6	
trans-1,2-Dichloroethene	<528	ug/L	1000	528	1000		04/20/22 17:08	156-60-5	
trans-1,3-Dichloropropene	<3460	ug/L	5000	3460	1000		04/20/22 17:08	10061-02-6	
Surrogates									
Toluene-d8 (S)	104	%	70-130		1000		04/20/22 17:08	2037-26-5	
4-Bromofluorobenzene (S)	98	%	70-130		1000		04/20/22 17:08	460-00-4	
1,2-Dichlorobenzene-d4 (S)	94	%	70-130		1000		04/20/22 17:08	2199-69-1	

REPORT OF LABORATORY ANALYSIS

This report shall not be reproduced, except in full,
without the written consent of Pace Analytical Services, LLC.

ANALYTICAL RESULTS

Project: FORMER KITZINGER SITE

Pace Project No.: 40243547

Sample: SPM-4 **Lab ID: 40243547014** Collected: 04/15/22 16:10 Received: 04/16/22 08:20 Matrix: Water

Parameters	Results	Units	LOQ	LOD	DF	Prepared	Analyzed	CAS No.	Qual
8260 MSV Oxygenates									
Analytical Method: EPA 8260									
Pace Analytical Services - Green Bay									
1,1,1,2-Tetrachloroethane	<355	ug/L	1000	355	1000		04/20/22 17:27	630-20-6	
1,1,1-Trichloroethane	67500	ug/L	1000	303	1000		04/20/22 17:27	71-55-6	
1,1,2,2-Tetrachloroethane	<378	ug/L	1000	378	1000		04/20/22 17:27	79-34-5	
1,1,2-Trichloroethane	<344	ug/L	5000	344	1000		04/20/22 17:27	79-00-5	
1,1-Dichloroethane	13400	ug/L	1000	296	1000		04/20/22 17:27	75-34-3	
1,1-Dichloroethene	<582	ug/L	1000	582	1000		04/20/22 17:27	75-35-4	
1,1-Dichloropropene	<410	ug/L	1000	410	1000		04/20/22 17:27	563-58-6	
1,2,3-Trichlorobenzene	<1020	ug/L	5000	1020	1000		04/20/22 17:27	87-61-6	
1,2,3-Trichloropropane	<555	ug/L	5000	555	1000		04/20/22 17:27	96-18-4	
1,2,4-Trichlorobenzene	<951	ug/L	5000	951	1000		04/20/22 17:27	120-82-1	
1,2,4-Trimethylbenzene	<449	ug/L	1000	449	1000		04/20/22 17:27	95-63-6	
1,2-Dibromo-3-chloropropane	<2370	ug/L	5000	2370	1000		04/20/22 17:27	96-12-8	
1,2-Dibromoethane (EDB)	<309	ug/L	1000	309	1000		04/20/22 17:27	106-93-4	
1,2-Dichlorobenzene	<326	ug/L	1000	326	1000		04/20/22 17:27	95-50-1	
1,2-Dichloroethane	852J	ug/L	1000	292	1000		04/20/22 17:27	107-06-2	
1,2-Dichloropropane	<448	ug/L	1000	448	1000		04/20/22 17:27	78-87-5	
1,3,5-Trimethylbenzene	<357	ug/L	1000	357	1000		04/20/22 17:27	108-67-8	
1,3-Dichlorobenzene	<351	ug/L	1000	351	1000		04/20/22 17:27	541-73-1	
1,3-Dichloropropane	<305	ug/L	1000	305	1000		04/20/22 17:27	142-28-9	
1,4-Dichlorobenzene	<892	ug/L	1000	892	1000		04/20/22 17:27	106-46-7	
1,4-Dioxane (p-Dioxane)	<20500	ug/L	250000	20500	1000		04/20/22 17:27	123-91-1	
2,2-Dichloropropane	<4180	ug/L	5000	4180	1000		04/20/22 17:27	594-20-7	
2-Chlorotoluene	<890	ug/L	5000	890	1000		04/20/22 17:27	95-49-8	
4-Chlorotoluene	<894	ug/L	5000	894	1000		04/20/22 17:27	106-43-4	
Benzene	<295	ug/L	1000	295	1000		04/20/22 17:27	71-43-2	
Bromobenzene	<361	ug/L	1000	361	1000		04/20/22 17:27	108-86-1	
Bromochloromethane	<358	ug/L	5000	358	1000		04/20/22 17:27	74-97-5	
Bromodichloromethane	<415	ug/L	1000	415	1000		04/20/22 17:27	75-27-4	
Bromoform	<3800	ug/L	5000	3800	1000		04/20/22 17:27	75-25-2	
Bromomethane	<1190	ug/L	5000	1190	1000		04/20/22 17:27	74-83-9	
Carbon tetrachloride	<369	ug/L	1000	369	1000		04/20/22 17:27	56-23-5	
Chlorobenzene	<855	ug/L	1000	855	1000		04/20/22 17:27	108-90-7	
Chloroethane	1490J	ug/L	5000	1380	1000		04/20/22 17:27	75-00-3	
Chloroform	<1180	ug/L	5000	1180	1000		04/20/22 17:27	67-66-3	
Chloromethane	<1640	ug/L	5000	1640	1000		04/20/22 17:27	74-87-3	
Dibromochloromethane	<2640	ug/L	5000	2640	1000		04/20/22 17:27	124-48-1	
Dibromomethane	<991	ug/L	5000	991	1000		04/20/22 17:27	74-95-3	
Dichlorodifluoromethane	<455	ug/L	5000	455	1000		04/20/22 17:27	75-71-8	
Diisopropyl ether	<1100	ug/L	5000	1100	1000		04/20/22 17:27	108-20-3	
Ethylbenzene	2010	ug/L	1000	325	1000		04/20/22 17:27	100-41-4	
Hexachloro-1,3-butadiene	<2740	ug/L	5000	2740	1000		04/20/22 17:27	87-68-3	
Isopropylbenzene (Cumene)	<1000	ug/L	5000	1000	1000		04/20/22 17:27	98-82-8	
Methyl-tert-butyl ether	<1130	ug/L	5000	1130	1000		04/20/22 17:27	1634-04-4	
Methylene Chloride	<319	ug/L	5000	319	1000		04/20/22 17:27	75-09-2	
Naphthalene	<1130	ug/L	5000	1130	1000		04/20/22 17:27	91-20-3	

REPORT OF LABORATORY ANALYSIS

This report shall not be reproduced, except in full,
without the written consent of Pace Analytical Services, LLC.

ANALYTICAL RESULTS

Project: FORMER KITZINGER SITE
Pace Project No.: 40243547

Sample: SPM-4 **Lab ID: 40243547014** Collected: 04/15/22 16:10 Received: 04/16/22 08:20 Matrix: Water

Parameters	Results	Units	LOQ	LOD	DF	Prepared	Analyzed	CAS No.	Qual
8260 MSV Oxygenates									
Analytical Method: EPA 8260									
Pace Analytical Services - Green Bay									
Styrene	<356	ug/L	1000	356	1000		04/20/22 17:27	100-42-5	
Tetrachloroethene	<409	ug/L	1000	409	1000		04/20/22 17:27	127-18-4	
Toluene	15100	ug/L	1000	288	1000		04/20/22 17:27	108-88-3	
Trichloroethene	<320	ug/L	1000	320	1000		04/20/22 17:27	79-01-6	
Trichlorofluoromethane	<419	ug/L	1000	419	1000		04/20/22 17:27	75-69-4	
Vinyl chloride	14200	ug/L	1000	174	1000		04/20/22 17:27	75-01-4	
cis-1,2-Dichloroethene	130000	ug/L	1000	472	1000		04/20/22 17:27	156-59-2	
cis-1,3-Dichloropropene	<358	ug/L	1000	358	1000		04/20/22 17:27	10061-01-5	
m&p-Xylene	5480	ug/L	2000	700	1000		04/20/22 17:27	179601-23-1	
n-Butylbenzene	<857	ug/L	1000	857	1000		04/20/22 17:27	104-51-8	
n-Propylbenzene	<345	ug/L	1000	345	1000		04/20/22 17:27	103-65-1	
o-Xylene	2590	ug/L	1000	348	1000		04/20/22 17:27	95-47-6	
p-Isopropyltoluene	<1040	ug/L	5000	1040	1000		04/20/22 17:27	99-87-6	
sec-Butylbenzene	<424	ug/L	1000	424	1000		04/20/22 17:27	135-98-8	
tert-Butylbenzene	<586	ug/L	1000	586	1000		04/20/22 17:27	98-06-6	
trans-1,2-Dichloroethene	2000	ug/L	1000	528	1000		04/20/22 17:27	156-60-5	
trans-1,3-Dichloropropene	<3460	ug/L	5000	3460	1000		04/20/22 17:27	10061-02-6	
Surrogates									
Toluene-d8 (S)	105	%	70-130		1000		04/20/22 17:27	2037-26-5	
4-Bromofluorobenzene (S)	100	%	70-130		1000		04/20/22 17:27	460-00-4	
1,2-Dichlorobenzene-d4 (S)	97	%	70-130		1000		04/20/22 17:27	2199-69-1	

REPORT OF LABORATORY ANALYSIS

This report shall not be reproduced, except in full,
without the written consent of Pace Analytical Services, LLC.

ANALYTICAL RESULTS

Project: FORMER KITZINGER SITE
Pace Project No.: 40243547

Sample: DUP-1 Lab ID: 40243547015 Collected: 04/15/22 00:00 Received: 04/16/22 08:20 Matrix: Water

Parameters	Results	Units	LOQ	LOD	DF	Prepared	Analyzed	CAS No.	Qual
8260 MSV		Analytical Method: EPA 8260 Pace Analytical Services - Green Bay							
Benzene	<0.30	ug/L	1.0	0.30	1		04/20/22 16:10	71-43-2	
Bromobenzene	<0.36	ug/L	1.0	0.36	1		04/20/22 16:10	108-86-1	
Bromochloromethane	<0.36	ug/L	5.0	0.36	1		04/20/22 16:10	74-97-5	
Bromodichloromethane	<0.42	ug/L	1.0	0.42	1		04/20/22 16:10	75-27-4	
Bromoform	<3.8	ug/L	5.0	3.8	1		04/20/22 16:10	75-25-2	
Bromomethane	<1.2	ug/L	5.0	1.2	1		04/20/22 16:10	74-83-9	
n-Butylbenzene	<0.86	ug/L	1.0	0.86	1		04/20/22 16:10	104-51-8	
sec-Butylbenzene	<0.42	ug/L	1.0	0.42	1		04/20/22 16:10	135-98-8	
tert-Butylbenzene	<0.59	ug/L	1.0	0.59	1		04/20/22 16:10	98-06-6	
Carbon tetrachloride	<0.37	ug/L	1.0	0.37	1		04/20/22 16:10	56-23-5	
Chlorobenzene	<0.86	ug/L	1.0	0.86	1		04/20/22 16:10	108-90-7	
Chloroethane	<1.4	ug/L	5.0	1.4	1		04/20/22 16:10	75-00-3	
Chloroform	<1.2	ug/L	5.0	1.2	1		04/20/22 16:10	67-66-3	
Chloromethane	<1.6	ug/L	5.0	1.6	1		04/20/22 16:10	74-87-3	
2-Chlorotoluene	<0.89	ug/L	5.0	0.89	1		04/20/22 16:10	95-49-8	
4-Chlorotoluene	<0.89	ug/L	5.0	0.89	1		04/20/22 16:10	106-43-4	
1,2-Dibromo-3-chloropropane	<2.4	ug/L	5.0	2.4	1		04/20/22 16:10	96-12-8	
Dibromochloromethane	<2.6	ug/L	5.0	2.6	1		04/20/22 16:10	124-48-1	
1,2-Dibromoethane (EDB)	<0.31	ug/L	1.0	0.31	1		04/20/22 16:10	106-93-4	
Dibromomethane	<0.99	ug/L	5.0	0.99	1		04/20/22 16:10	74-95-3	
1,2-Dichlorobenzene	<0.33	ug/L	1.0	0.33	1		04/20/22 16:10	95-50-1	
1,3-Dichlorobenzene	<0.35	ug/L	1.0	0.35	1		04/20/22 16:10	541-73-1	
1,4-Dichlorobenzene	<0.89	ug/L	1.0	0.89	1		04/20/22 16:10	106-46-7	
Dichlorodifluoromethane	<0.46	ug/L	5.0	0.46	1		04/20/22 16:10	75-71-8	
1,1-Dichloroethane	<0.30	ug/L	1.0	0.30	1		04/20/22 16:10	75-34-3	
1,2-Dichloroethane	<0.29	ug/L	1.0	0.29	1		04/20/22 16:10	107-06-2	
1,1-Dichloroethene	<0.58	ug/L	1.0	0.58	1		04/20/22 16:10	75-35-4	
cis-1,2-Dichloroethene	2.9	ug/L	1.0	0.47	1		04/20/22 16:10	156-59-2	
trans-1,2-Dichloroethene	0.53J	ug/L	1.0	0.53	1		04/20/22 16:10	156-60-5	
1,2-Dichloropropane	<0.45	ug/L	1.0	0.45	1		04/20/22 16:10	78-87-5	
1,3-Dichloropropane	<0.30	ug/L	1.0	0.30	1		04/20/22 16:10	142-28-9	
2,2-Dichloropropane	<4.2	ug/L	5.0	4.2	1		04/20/22 16:10	594-20-7	
1,1-Dichloropropene	<0.41	ug/L	1.0	0.41	1		04/20/22 16:10	563-58-6	
cis-1,3-Dichloropropene	<0.36	ug/L	1.0	0.36	1		04/20/22 16:10	10061-01-5	
trans-1,3-Dichloropropene	<3.5	ug/L	5.0	3.5	1		04/20/22 16:10	10061-02-6	
Diisopropyl ether	<1.1	ug/L	5.0	1.1	1		04/20/22 16:10	108-20-3	
Ethylbenzene	<0.33	ug/L	1.0	0.33	1		04/20/22 16:10	100-41-4	
Hexachloro-1,3-butadiene	<2.7	ug/L	5.0	2.7	1		04/20/22 16:10	87-68-3	
Isopropylbenzene (Cumene)	<1.0	ug/L	5.0	1.0	1		04/20/22 16:10	98-82-8	
p-Isopropyltoluene	<1.0	ug/L	5.0	1.0	1		04/20/22 16:10	99-87-6	
Methylene Chloride	<0.32	ug/L	5.0	0.32	1		04/20/22 16:10	75-09-2	
Methyl-tert-butyl ether	<1.1	ug/L	5.0	1.1	1		04/20/22 16:10	1634-04-4	
Naphthalene	<1.1	ug/L	5.0	1.1	1		04/20/22 16:10	91-20-3	
n-Propylbenzene	<0.35	ug/L	1.0	0.35	1		04/20/22 16:10	103-65-1	
Styrene	<0.36	ug/L	1.0	0.36	1		04/20/22 16:10	100-42-5	

REPORT OF LABORATORY ANALYSIS

This report shall not be reproduced, except in full,
without the written consent of Pace Analytical Services, LLC.

ANALYTICAL RESULTS

Project: FORMER KITZINGER SITE
Pace Project No.: 40243547

Sample: DUP-1 **Lab ID: 40243547015** Collected: 04/15/22 00:00 Received: 04/16/22 08:20 Matrix: Water

Parameters	Results	Units	LOQ	LOD	DF	Prepared	Analyzed	CAS No.	Qual
8260 MSV									
Analytical Method: EPA 8260									
Pace Analytical Services - Green Bay									
1,1,1,2-Tetrachloroethane	<0.36	ug/L	1.0	0.36	1		04/20/22 16:10	630-20-6	
1,1,1,2-Tetrachloroethane	<0.38	ug/L	1.0	0.38	1		04/20/22 16:10	79-34-5	
Tetrachloroethene	<0.41	ug/L	1.0	0.41	1		04/20/22 16:10	127-18-4	
Toluene	<0.29	ug/L	1.0	0.29	1		04/20/22 16:10	108-88-3	
1,2,3-Trichlorobenzene	<1.0	ug/L	5.0	1.0	1		04/20/22 16:10	87-61-6	
1,2,4-Trichlorobenzene	<0.95	ug/L	5.0	0.95	1		04/20/22 16:10	120-82-1	
1,1,1-Trichloroethane	<0.30	ug/L	1.0	0.30	1		04/20/22 16:10	71-55-6	
1,1,2-Trichloroethane	<0.34	ug/L	5.0	0.34	1		04/20/22 16:10	79-00-5	
Trichloroethene	9.6	ug/L	1.0	0.32	1		04/20/22 16:10	79-01-6	
Trichlorofluoromethane	<0.42	ug/L	1.0	0.42	1		04/20/22 16:10	75-69-4	
1,2,3-Trichloropropane	<0.56	ug/L	5.0	0.56	1		04/20/22 16:10	96-18-4	
1,2,4-Trimethylbenzene	<0.45	ug/L	1.0	0.45	1		04/20/22 16:10	95-63-6	
1,3,5-Trimethylbenzene	<0.36	ug/L	1.0	0.36	1		04/20/22 16:10	108-67-8	
Vinyl chloride	<0.17	ug/L	1.0	0.17	1		04/20/22 16:10	75-01-4	
m&p-Xylene	<0.70	ug/L	2.0	0.70	1		04/20/22 16:10	179601-23-1	
o-Xylene	<0.35	ug/L	1.0	0.35	1		04/20/22 16:10	95-47-6	
Surrogates									
4-Bromofluorobenzene (S)	101	%	70-130		1		04/20/22 16:10	460-00-4	
1,2-Dichlorobenzene-d4 (S)	99	%	70-130		1		04/20/22 16:10	2199-69-1	
Toluene-d8 (S)	107	%	70-130		1		04/20/22 16:10	2037-26-5	

REPORT OF LABORATORY ANALYSIS

This report shall not be reproduced, except in full,
without the written consent of Pace Analytical Services, LLC.

ANALYTICAL RESULTS

Project: FORMER KITZINGER SITE
Pace Project No.: 40243547

Sample: DUP-2 **Lab ID: 40243547016** Collected: 04/15/22 00:00 Received: 04/16/22 08:20 Matrix: Water

Parameters	Results	Units	LOQ	LOD	DF	Prepared	Analyzed	CAS No.	Qual
8260 MSV									
Analytical Method: EPA 8260									
Pace Analytical Services - Green Bay									
Benzene	<0.30	ug/L	1.0	0.30	1		04/20/22 16:29	71-43-2	
Bromobenzene	<0.36	ug/L	1.0	0.36	1		04/20/22 16:29	108-86-1	
Bromochloromethane	<0.36	ug/L	5.0	0.36	1		04/20/22 16:29	74-97-5	
Bromodichloromethane	<0.42	ug/L	1.0	0.42	1		04/20/22 16:29	75-27-4	
Bromoform	<3.8	ug/L	5.0	3.8	1		04/20/22 16:29	75-25-2	
Bromomethane	<1.2	ug/L	5.0	1.2	1		04/20/22 16:29	74-83-9	
n-Butylbenzene	<0.86	ug/L	1.0	0.86	1		04/20/22 16:29	104-51-8	
sec-Butylbenzene	<0.42	ug/L	1.0	0.42	1		04/20/22 16:29	135-98-8	
tert-Butylbenzene	<0.59	ug/L	1.0	0.59	1		04/20/22 16:29	98-06-6	
Carbon tetrachloride	<0.37	ug/L	1.0	0.37	1		04/20/22 16:29	56-23-5	
Chlorobenzene	<0.86	ug/L	1.0	0.86	1		04/20/22 16:29	108-90-7	
Chloroethane	<1.4	ug/L	5.0	1.4	1		04/20/22 16:29	75-00-3	
Chloroform	<1.2	ug/L	5.0	1.2	1		04/20/22 16:29	67-66-3	
Chloromethane	<1.6	ug/L	5.0	1.6	1		04/20/22 16:29	74-87-3	
2-Chlorotoluene	<0.89	ug/L	5.0	0.89	1		04/20/22 16:29	95-49-8	
4-Chlorotoluene	<0.89	ug/L	5.0	0.89	1		04/20/22 16:29	106-43-4	
1,2-Dibromo-3-chloropropane	<2.4	ug/L	5.0	2.4	1		04/20/22 16:29	96-12-8	
Dibromochloromethane	<2.6	ug/L	5.0	2.6	1		04/20/22 16:29	124-48-1	
1,2-Dibromoethane (EDB)	<0.31	ug/L	1.0	0.31	1		04/20/22 16:29	106-93-4	
Dibromomethane	<0.99	ug/L	5.0	0.99	1		04/20/22 16:29	74-95-3	
1,2-Dichlorobenzene	<0.33	ug/L	1.0	0.33	1		04/20/22 16:29	95-50-1	
1,3-Dichlorobenzene	<0.35	ug/L	1.0	0.35	1		04/20/22 16:29	541-73-1	
1,4-Dichlorobenzene	<0.89	ug/L	1.0	0.89	1		04/20/22 16:29	106-46-7	
Dichlorodifluoromethane	<0.46	ug/L	5.0	0.46	1		04/20/22 16:29	75-71-8	
1,1-Dichloroethane	1.3	ug/L	1.0	0.30	1		04/20/22 16:29	75-34-3	
1,2-Dichloroethane	<0.29	ug/L	1.0	0.29	1		04/20/22 16:29	107-06-2	
1,1-Dichloroethene	<0.58	ug/L	1.0	0.58	1		04/20/22 16:29	75-35-4	
cis-1,2-Dichloroethene	0.55J	ug/L	1.0	0.47	1		04/20/22 16:29	156-59-2	
trans-1,2-Dichloroethene	0.61J	ug/L	1.0	0.53	1		04/20/22 16:29	156-60-5	
1,2-Dichloropropane	<0.45	ug/L	1.0	0.45	1		04/20/22 16:29	78-87-5	
1,3-Dichloropropane	<0.30	ug/L	1.0	0.30	1		04/20/22 16:29	142-28-9	
2,2-Dichloropropane	<4.2	ug/L	5.0	4.2	1		04/20/22 16:29	594-20-7	
1,1-Dichloropropene	<0.41	ug/L	1.0	0.41	1		04/20/22 16:29	563-58-6	
cis-1,3-Dichloropropene	<0.36	ug/L	1.0	0.36	1		04/20/22 16:29	10061-01-5	
trans-1,3-Dichloropropene	<3.5	ug/L	5.0	3.5	1		04/20/22 16:29	10061-02-6	
Diisopropyl ether	<1.1	ug/L	5.0	1.1	1		04/20/22 16:29	108-20-3	
Ethylbenzene	<0.33	ug/L	1.0	0.33	1		04/20/22 16:29	100-41-4	
Hexachloro-1,3-butadiene	<2.7	ug/L	5.0	2.7	1		04/20/22 16:29	87-68-3	
Isopropylbenzene (Cumene)	<1.0	ug/L	5.0	1.0	1		04/20/22 16:29	98-82-8	
p-Isopropyltoluene	<1.0	ug/L	5.0	1.0	1		04/20/22 16:29	99-87-6	
Methylene Chloride	<0.32	ug/L	5.0	0.32	1		04/20/22 16:29	75-09-2	
Methyl-tert-butyl ether	<1.1	ug/L	5.0	1.1	1		04/20/22 16:29	1634-04-4	
Naphthalene	<1.1	ug/L	5.0	1.1	1		04/20/22 16:29	91-20-3	
n-Propylbenzene	<0.35	ug/L	1.0	0.35	1		04/20/22 16:29	103-65-1	
Styrene	<0.36	ug/L	1.0	0.36	1		04/20/22 16:29	100-42-5	

REPORT OF LABORATORY ANALYSIS

This report shall not be reproduced, except in full,
without the written consent of Pace Analytical Services, LLC.

ANALYTICAL RESULTS

Project: FORMER KITZINGER SITE

Pace Project No.: 40243547

Sample: DUP-2 **Lab ID: 40243547016** Collected: 04/15/22 00:00 Received: 04/16/22 08:20 Matrix: Water

Parameters	Results	Units	LOQ	LOD	DF	Prepared	Analyzed	CAS No.	Qual
8260 MSV									
Analytical Method: EPA 8260									
Pace Analytical Services - Green Bay									
1,1,1,2-Tetrachloroethane	<0.36	ug/L	1.0	0.36	1		04/20/22 16:29	630-20-6	
1,1,1,2-Tetrachloroethane	<0.38	ug/L	1.0	0.38	1		04/20/22 16:29	79-34-5	
Tetrachloroethene	2.4	ug/L	1.0	0.41	1		04/20/22 16:29	127-18-4	
Toluene	<0.29	ug/L	1.0	0.29	1		04/20/22 16:29	108-88-3	
1,2,3-Trichlorobenzene	<1.0	ug/L	5.0	1.0	1		04/20/22 16:29	87-61-6	
1,2,4-Trichlorobenzene	<0.95	ug/L	5.0	0.95	1		04/20/22 16:29	120-82-1	
1,1,1-Trichloroethane	6.1	ug/L	1.0	0.30	1		04/20/22 16:29	71-55-6	
1,1,2-Trichloroethane	<0.34	ug/L	5.0	0.34	1		04/20/22 16:29	79-00-5	
Trichloroethene	23.4	ug/L	1.0	0.32	1		04/20/22 16:29	79-01-6	
Trichlorofluoromethane	<0.42	ug/L	1.0	0.42	1		04/20/22 16:29	75-69-4	
1,2,3-Trichloropropane	<0.56	ug/L	5.0	0.56	1		04/20/22 16:29	96-18-4	
1,2,4-Trimethylbenzene	<0.45	ug/L	1.0	0.45	1		04/20/22 16:29	95-63-6	
1,3,5-Trimethylbenzene	<0.36	ug/L	1.0	0.36	1		04/20/22 16:29	108-67-8	
Vinyl chloride	<0.17	ug/L	1.0	0.17	1		04/20/22 16:29	75-01-4	
m&p-Xylene	<0.70	ug/L	2.0	0.70	1		04/20/22 16:29	179601-23-1	
o-Xylene	<0.35	ug/L	1.0	0.35	1		04/20/22 16:29	95-47-6	
Surrogates									
4-Bromofluorobenzene (S)	99	%	70-130		1		04/20/22 16:29	460-00-4	
1,2-Dichlorobenzene-d4 (S)	96	%	70-130		1		04/20/22 16:29	2199-69-1	
Toluene-d8 (S)	105	%	70-130		1		04/20/22 16:29	2037-26-5	

REPORT OF LABORATORY ANALYSIS

This report shall not be reproduced, except in full,
without the written consent of Pace Analytical Services, LLC.

ANALYTICAL RESULTS

Project: FORMER KITZINGER SITE
Pace Project No.: 40243547

Sample: TRIP BLANK **Lab ID: 40243547017** Collected: 04/15/22 00:00 Received: 04/16/22 08:20 Matrix: Water

Parameters	Results	Units	LOQ	LOD	DF	Prepared	Analyzed	CAS No.	Qual
8260 MSV									
Analytical Method: EPA 8260									
Pace Analytical Services - Green Bay									
Benzene	<0.30	ug/L	1.0	0.30	1		04/20/22 11:02	71-43-2	
Bromobenzene	<0.36	ug/L	1.0	0.36	1		04/20/22 11:02	108-86-1	
Bromochloromethane	<0.36	ug/L	5.0	0.36	1		04/20/22 11:02	74-97-5	
Bromodichloromethane	<0.42	ug/L	1.0	0.42	1		04/20/22 11:02	75-27-4	
Bromoform	<3.8	ug/L	5.0	3.8	1		04/20/22 11:02	75-25-2	
Bromomethane	<1.2	ug/L	5.0	1.2	1		04/20/22 11:02	74-83-9	
n-Butylbenzene	<0.86	ug/L	1.0	0.86	1		04/20/22 11:02	104-51-8	
sec-Butylbenzene	<0.42	ug/L	1.0	0.42	1		04/20/22 11:02	135-98-8	
tert-Butylbenzene	<0.59	ug/L	1.0	0.59	1		04/20/22 11:02	98-06-6	
Carbon tetrachloride	<0.37	ug/L	1.0	0.37	1		04/20/22 11:02	56-23-5	
Chlorobenzene	<0.86	ug/L	1.0	0.86	1		04/20/22 11:02	108-90-7	
Chloroethane	<1.4	ug/L	5.0	1.4	1		04/20/22 11:02	75-00-3	
Chloroform	<1.2	ug/L	5.0	1.2	1		04/20/22 11:02	67-66-3	
Chloromethane	<1.6	ug/L	5.0	1.6	1		04/20/22 11:02	74-87-3	
2-Chlorotoluene	<0.89	ug/L	5.0	0.89	1		04/20/22 11:02	95-49-8	
4-Chlorotoluene	<0.89	ug/L	5.0	0.89	1		04/20/22 11:02	106-43-4	
1,2-Dibromo-3-chloropropane	<2.4	ug/L	5.0	2.4	1		04/20/22 11:02	96-12-8	
Dibromochloromethane	<2.6	ug/L	5.0	2.6	1		04/20/22 11:02	124-48-1	
1,2-Dibromoethane (EDB)	<0.31	ug/L	1.0	0.31	1		04/20/22 11:02	106-93-4	
Dibromomethane	<0.99	ug/L	5.0	0.99	1		04/20/22 11:02	74-95-3	
1,2-Dichlorobenzene	<0.33	ug/L	1.0	0.33	1		04/20/22 11:02	95-50-1	
1,3-Dichlorobenzene	<0.35	ug/L	1.0	0.35	1		04/20/22 11:02	541-73-1	
1,4-Dichlorobenzene	<0.89	ug/L	1.0	0.89	1		04/20/22 11:02	106-46-7	
Dichlorodifluoromethane	<0.46	ug/L	5.0	0.46	1		04/20/22 11:02	75-71-8	
1,1-Dichloroethane	<0.30	ug/L	1.0	0.30	1		04/20/22 11:02	75-34-3	
1,2-Dichloroethane	<0.29	ug/L	1.0	0.29	1		04/20/22 11:02	107-06-2	
1,1-Dichloroethene	<0.58	ug/L	1.0	0.58	1		04/20/22 11:02	75-35-4	
cis-1,2-Dichloroethene	<0.47	ug/L	1.0	0.47	1		04/20/22 11:02	156-59-2	
trans-1,2-Dichloroethene	<0.53	ug/L	1.0	0.53	1		04/20/22 11:02	156-60-5	
1,2-Dichloropropane	<0.45	ug/L	1.0	0.45	1		04/20/22 11:02	78-87-5	
1,3-Dichloropropane	<0.30	ug/L	1.0	0.30	1		04/20/22 11:02	142-28-9	
2,2-Dichloropropane	<4.2	ug/L	5.0	4.2	1		04/20/22 11:02	594-20-7	
1,1-Dichloropropene	<0.41	ug/L	1.0	0.41	1		04/20/22 11:02	563-58-6	
cis-1,3-Dichloropropene	<0.36	ug/L	1.0	0.36	1		04/20/22 11:02	10061-01-5	
trans-1,3-Dichloropropene	<3.5	ug/L	5.0	3.5	1		04/20/22 11:02	10061-02-6	
Diisopropyl ether	<1.1	ug/L	5.0	1.1	1		04/20/22 11:02	108-20-3	
Ethylbenzene	<0.33	ug/L	1.0	0.33	1		04/20/22 11:02	100-41-4	
Hexachloro-1,3-butadiene	<2.7	ug/L	5.0	2.7	1		04/20/22 11:02	87-68-3	
Isopropylbenzene (Cumene)	<1.0	ug/L	5.0	1.0	1		04/20/22 11:02	98-82-8	
p-Isopropyltoluene	<1.0	ug/L	5.0	1.0	1		04/20/22 11:02	99-87-6	
Methylene Chloride	<0.32	ug/L	5.0	0.32	1		04/20/22 11:02	75-09-2	
Methyl-tert-butyl ether	<1.1	ug/L	5.0	1.1	1		04/20/22 11:02	1634-04-4	
Naphthalene	<1.1	ug/L	5.0	1.1	1		04/20/22 11:02	91-20-3	
n-Propylbenzene	<0.35	ug/L	1.0	0.35	1		04/20/22 11:02	103-65-1	
Styrene	<0.36	ug/L	1.0	0.36	1		04/20/22 11:02	100-42-5	

REPORT OF LABORATORY ANALYSIS

This report shall not be reproduced, except in full,
without the written consent of Pace Analytical Services, LLC.

ANALYTICAL RESULTS

Project: FORMER KITZINGER SITE
Pace Project No.: 40243547

Sample: TRIP BLANK **Lab ID: 40243547017** Collected: 04/15/22 00:00 Received: 04/16/22 08:20 Matrix: Water

Parameters	Results	Units	LOQ	LOD	DF	Prepared	Analyzed	CAS No.	Qual
8260 MSV									
Analytical Method: EPA 8260									
Pace Analytical Services - Green Bay									
1,1,1,2-Tetrachloroethane	<0.36	ug/L	1.0	0.36	1		04/20/22 11:02	630-20-6	
1,1,1,2-Tetrachloroethane	<0.38	ug/L	1.0	0.38	1		04/20/22 11:02	79-34-5	
Tetrachloroethene	<0.41	ug/L	1.0	0.41	1		04/20/22 11:02	127-18-4	
Toluene	<0.29	ug/L	1.0	0.29	1		04/20/22 11:02	108-88-3	
1,2,3-Trichlorobenzene	<1.0	ug/L	5.0	1.0	1		04/20/22 11:02	87-61-6	
1,2,4-Trichlorobenzene	<0.95	ug/L	5.0	0.95	1		04/20/22 11:02	120-82-1	
1,1,1-Trichloroethane	<0.30	ug/L	1.0	0.30	1		04/20/22 11:02	71-55-6	
1,1,2-Trichloroethane	<0.34	ug/L	5.0	0.34	1		04/20/22 11:02	79-00-5	
Trichloroethene	<0.32	ug/L	1.0	0.32	1		04/20/22 11:02	79-01-6	
Trichlorofluoromethane	<0.42	ug/L	1.0	0.42	1		04/20/22 11:02	75-69-4	
1,2,3-Trichloropropane	<0.56	ug/L	5.0	0.56	1		04/20/22 11:02	96-18-4	
1,2,4-Trimethylbenzene	<0.45	ug/L	1.0	0.45	1		04/20/22 11:02	95-63-6	
1,3,5-Trimethylbenzene	<0.36	ug/L	1.0	0.36	1		04/20/22 11:02	108-67-8	
Vinyl chloride	<0.17	ug/L	1.0	0.17	1		04/20/22 11:02	75-01-4	
m&p-Xylene	<0.70	ug/L	2.0	0.70	1		04/20/22 11:02	179601-23-1	
o-Xylene	<0.35	ug/L	1.0	0.35	1		04/20/22 11:02	95-47-6	
Surrogates									
4-Bromofluorobenzene (S)	100	%	70-130		1		04/20/22 11:02	460-00-4	
1,2-Dichlorobenzene-d4 (S)	100	%	70-130		1		04/20/22 11:02	2199-69-1	
Toluene-d8 (S)	107	%	70-130		1		04/20/22 11:02	2037-26-5	

REPORT OF LABORATORY ANALYSIS

This report shall not be reproduced, except in full,
without the written consent of Pace Analytical Services, LLC.

QUALITY CONTROL DATA

Project: FORMER KITZINGER SITE
Pace Project No.: 40243547

QC Batch: 413495 Analysis Method: EPA 8260
QC Batch Method: EPA 8260 Analysis Description: 8260 MSV
Laboratory: Pace Analytical Services - Green Bay
Associated Lab Samples: 40243547001, 40243547002, 40243547003, 40243547004, 40243547005, 40243547006, 40243547007, 40243547008, 40243547009, 40243547010, 40243547015, 40243547016, 40243547017

METHOD BLANK: 2380889 Matrix: Water
Associated Lab Samples: 40243547001, 40243547002, 40243547003, 40243547004, 40243547005, 40243547006, 40243547007, 40243547008, 40243547009, 40243547010, 40243547015, 40243547016, 40243547017

Parameter	Units	Blank Result	Reporting Limit	Analyzed	Qualifiers
1,1,1,2-Tetrachloroethane	ug/L	<0.36	1.0	04/20/22 09:06	
1,1,1-Trichloroethane	ug/L	<0.30	1.0	04/20/22 09:06	
1,1,2,2-Tetrachloroethane	ug/L	<0.38	1.0	04/20/22 09:06	
1,1,2-Trichloroethane	ug/L	<0.34	5.0	04/20/22 09:06	
1,1-Dichloroethane	ug/L	<0.30	1.0	04/20/22 09:06	
1,1-Dichloroethene	ug/L	<0.58	1.0	04/20/22 09:06	
1,1-Dichloropropene	ug/L	<0.41	1.0	04/20/22 09:06	
1,2,3-Trichlorobenzene	ug/L	<1.0	5.0	04/20/22 09:06	
1,2,3-Trichloropropane	ug/L	<0.56	5.0	04/20/22 09:06	
1,2,4-Trichlorobenzene	ug/L	<0.95	5.0	04/20/22 09:06	
1,2,4-Trimethylbenzene	ug/L	<0.45	1.0	04/20/22 09:06	
1,2-Dibromo-3-chloropropane	ug/L	<2.4	5.0	04/20/22 09:06	
1,2-Dibromoethane (EDB)	ug/L	<0.31	1.0	04/20/22 09:06	
1,2-Dichlorobenzene	ug/L	<0.33	1.0	04/20/22 09:06	
1,2-Dichloroethane	ug/L	<0.29	1.0	04/20/22 09:06	
1,2-Dichloropropane	ug/L	<0.45	1.0	04/20/22 09:06	
1,3,5-Trimethylbenzene	ug/L	<0.36	1.0	04/20/22 09:06	
1,3-Dichlorobenzene	ug/L	<0.35	1.0	04/20/22 09:06	
1,3-Dichloropropane	ug/L	<0.30	1.0	04/20/22 09:06	
1,4-Dichlorobenzene	ug/L	<0.89	1.0	04/20/22 09:06	
2,2-Dichloropropane	ug/L	<4.2	5.0	04/20/22 09:06	
2-Butanone (MEK)	ug/L	<6.5	25.0	04/20/22 09:06	
2-Chlorotoluene	ug/L	<0.89	5.0	04/20/22 09:06	
4-Chlorotoluene	ug/L	<0.89	5.0	04/20/22 09:06	
Acetone	ug/L	<8.6	25.0	04/20/22 09:06	
Benzene	ug/L	<0.30	1.0	04/20/22 09:06	
Bromobenzene	ug/L	<0.36	1.0	04/20/22 09:06	
Bromochloromethane	ug/L	<0.36	5.0	04/20/22 09:06	
Bromodichloromethane	ug/L	<0.42	1.0	04/20/22 09:06	
Bromoform	ug/L	<3.8	5.0	04/20/22 09:06	
Bromomethane	ug/L	<1.2	5.0	04/20/22 09:06	
Carbon disulfide	ug/L	<1.1	5.0	04/20/22 09:06	
Carbon tetrachloride	ug/L	<0.37	1.0	04/20/22 09:06	
Chlorobenzene	ug/L	<0.86	1.0	04/20/22 09:06	
Chloroethane	ug/L	<1.4	5.0	04/20/22 09:06	
Chloroform	ug/L	<1.2	5.0	04/20/22 09:06	
Chloromethane	ug/L	<1.6	5.0	04/20/22 09:06	
cis-1,2-Dichloroethene	ug/L	<0.47	1.0	04/20/22 09:06	
cis-1,3-Dichloropropene	ug/L	<0.36	1.0	04/20/22 09:06	

Results presented on this page are in the units indicated by the "Units" column except where an alternate unit is presented to the right of the result.

REPORT OF LABORATORY ANALYSIS

This report shall not be reproduced, except in full,
without the written consent of Pace Analytical Services, LLC.

QUALITY CONTROL DATA

Project: FORMER KITZINGER SITE

Pace Project No.: 40243547

METHOD BLANK: 2380889

Matrix: Water

Associated Lab Samples: 40243547001, 40243547002, 40243547003, 40243547004, 40243547005, 40243547006, 40243547007, 40243547008, 40243547009, 40243547010, 40243547015, 40243547016, 40243547017

Parameter	Units	Blank Result	Reporting Limit	Analyzed	Qualifiers
Dibromochloromethane	ug/L	<2.6	5.0	04/20/22 09:06	
Dibromomethane	ug/L	<0.99	5.0	04/20/22 09:06	
Dichlorodifluoromethane	ug/L	<0.46	5.0	04/20/22 09:06	
Diisopropyl ether	ug/L	<1.1	5.0	04/20/22 09:06	
Ethylbenzene	ug/L	<0.33	1.0	04/20/22 09:06	
Hexachloro-1,3-butadiene	ug/L	<2.7	5.0	04/20/22 09:06	
Isopropylbenzene (Cumene)	ug/L	<1.0	5.0	04/20/22 09:06	
m&p-Xylene	ug/L	<0.70	2.0	04/20/22 09:06	
Methyl-tert-butyl ether	ug/L	<1.1	5.0	04/20/22 09:06	
Methylene Chloride	ug/L	<0.32	5.0	04/20/22 09:06	
n-Butylbenzene	ug/L	<0.86	1.0	04/20/22 09:06	
n-Propylbenzene	ug/L	<0.35	1.0	04/20/22 09:06	
Naphthalene	ug/L	<1.1	5.0	04/20/22 09:06	
o-Xylene	ug/L	<0.35	1.0	04/20/22 09:06	
p-Isopropyltoluene	ug/L	<1.0	5.0	04/20/22 09:06	
sec-Butylbenzene	ug/L	<0.42	1.0	04/20/22 09:06	
Styrene	ug/L	<0.36	1.0	04/20/22 09:06	
tert-Butylbenzene	ug/L	<0.59	1.0	04/20/22 09:06	
Tetrachloroethene	ug/L	<0.41	1.0	04/20/22 09:06	
Tetrahydrofuran	ug/L	<2.4	25.0	04/20/22 09:06	
Toluene	ug/L	<0.29	1.0	04/20/22 09:06	
trans-1,2-Dichloroethene	ug/L	<0.53	1.0	04/20/22 09:06	
trans-1,3-Dichloropropene	ug/L	<3.5	5.0	04/20/22 09:06	
Trichloroethene	ug/L	<0.32	1.0	04/20/22 09:06	
Trichlorofluoromethane	ug/L	<0.42	1.0	04/20/22 09:06	
Vinyl chloride	ug/L	<0.17	1.0	04/20/22 09:06	
1,2-Dichlorobenzene-d4 (S)	%	95	70-130	04/20/22 09:06	
4-Bromofluorobenzene (S)	%	99	70-130	04/20/22 09:06	
Toluene-d8 (S)	%	106	70-130	04/20/22 09:06	

LABORATORY CONTROL SAMPLE: 2380890

Parameter	Units	Spike Conc.	LCS Result	LCS % Rec	% Rec Limits	Qualifiers
1,1,1-Trichloroethane	ug/L	50	51.5	103	70-130	
1,1,1,2-Tetrachloroethane	ug/L	50	45.8	92	66-130	
1,1,2-Trichloroethane	ug/L	50	47.4	95	70-130	
1,1-Dichloroethane	ug/L	50	49.9	100	68-132	
1,1-Dichloroethene	ug/L	50	48.1	96	85-126	
1,2,4-Trichlorobenzene	ug/L	50	48.0	96	70-130	
1,2-Dibromo-3-chloropropane	ug/L	50	43.3	87	51-126	
1,2-Dibromoethane (EDB)	ug/L	50	47.0	94	70-130	
1,2-Dichlorobenzene	ug/L	50	48.9	98	70-130	
1,2-Dichloroethane	ug/L	50	50.0	100	70-130	

Results presented on this page are in the units indicated by the "Units" column except where an alternate unit is presented to the right of the result.

REPORT OF LABORATORY ANALYSIS

This report shall not be reproduced, except in full,
without the written consent of Pace Analytical Services, LLC.

QUALITY CONTROL DATA

Project: FORMER KITZINGER SITE
Pace Project No.: 40243547

LABORATORY CONTROL SAMPLE: 2380890

Parameter	Units	Spike Conc.	LCS Result	LCS % Rec	% Rec Limits	Qualifiers
1,2-Dichloropropane	ug/L	50	48.8	98	78-125	
1,3-Dichlorobenzene	ug/L	50	51.6	103	70-130	
1,4-Dichlorobenzene	ug/L	50	50.0	100	70-130	
Benzene	ug/L	50	48.4	97	70-132	
Bromodichloromethane	ug/L	50	49.3	99	70-130	
Bromoform	ug/L	50	48.2	96	65-130	
Bromomethane	ug/L	50	38.6	77	44-128	
Carbon disulfide	ug/L	50	47.2	94	60-140	
Carbon tetrachloride	ug/L	50	53.2	106	70-130	
Chlorobenzene	ug/L	50	50.3	101	70-130	
Chloroethane	ug/L	50	51.4	103	73-137	
Chloroform	ug/L	50	50.9	102	80-122	
Chloromethane	ug/L	50	50.7	101	27-148	
cis-1,2-Dichloroethene	ug/L	50	48.9	98	70-130	
cis-1,3-Dichloropropene	ug/L	50	48.1	96	70-130	
Dibromochloromethane	ug/L	50	49.2	98	70-130	
Dichlorodifluoromethane	ug/L	50	44.8	90	22-151	
Ethylbenzene	ug/L	50	50.6	101	80-123	
Isopropylbenzene (Cumene)	ug/L	50	50.7	101	70-130	
m&p-Xylene	ug/L	100	98.4	98	70-130	
Methyl-tert-butyl ether	ug/L	50	44.9	90	66-130	
Methylene Chloride	ug/L	50	50.0	100	70-130	
o-Xylene	ug/L	50	48.8	98	70-130	
Styrene	ug/L	50	50.7	101	70-130	
Tetrachloroethene	ug/L	50	49.9	100	70-130	
Toluene	ug/L	50	49.2	98	80-121	
trans-1,2-Dichloroethene	ug/L	50	48.1	96	70-130	
trans-1,3-Dichloropropene	ug/L	50	46.3	93	58-125	
Trichloroethene	ug/L	50	50.5	101	70-130	
Trichlorofluoromethane	ug/L	50	48.6	97	84-148	
Vinyl chloride	ug/L	50	49.0	98	63-142	
1,2-Dichlorobenzene-d4 (S)	%			97	70-130	
4-Bromofluorobenzene (S)	%			101	70-130	
Toluene-d8 (S)	%			103	70-130	

MATRIX SPIKE & MATRIX SPIKE DUPLICATE: 2381089 2381090

Parameter	Units	40243547003		MS		MSD		MS % Rec	MSD % Rec	% Rec Limits	RPD	Max RPD	Qual
		Result	Conc.	Spike Conc.	Conc.	Result	Result						
1,1,1-Trichloroethane	ug/L	<0.30	50	50	49.9	53.1	100	106	70-130	6	20		
1,1,2,2-Tetrachloroethane	ug/L	<0.38	50	50	47.0	45.9	94	92	66-130	2	20		
1,1,2-Trichloroethane	ug/L	<0.34	50	50	49.8	49.6	100	99	70-130	0	20		
1,1,2-Dichloroethane	ug/L	<0.30	50	50	48.0	49.2	96	98	68-132	2	20		
1,1-Dichloroethene	ug/L	<0.58	50	50	46.3	49.9	93	100	76-132	7	20		
1,2,4-Trichlorobenzene	ug/L	<0.95	50	50	47.5	47.6	95	95	70-130	0	20		

Results presented on this page are in the units indicated by the "Units" column except where an alternate unit is presented to the right of the result.

REPORT OF LABORATORY ANALYSIS

This report shall not be reproduced, except in full,
without the written consent of Pace Analytical Services, LLC.

QUALITY CONTROL DATA

Project: FORMER KITZINGER SITE

Pace Project No.: 40243547

Parameter	Units	2381089		2381090		MS Result	MSD Result	MS % Rec	MSD % Rec	% Rec Limits	Max RPD	RPD	Qual
		40243547003 Result	MS Spike Conc.	MSD Spike Conc.	MS Result								
1,2-Dibromo-3-chloropropane	ug/L	<2.4	50	50	43.1	39.8	86	80	51-126	8	20		
1,2-Dibromoethane (EDB)	ug/L	<0.31	50	50	48.0	46.7	96	93	70-130	3	20		
1,2-Dichlorobenzene	ug/L	<0.33	50	50	47.8	48.8	96	98	70-130	2	20		
1,2-Dichloroethane	ug/L	<0.29	50	50	48.7	49.8	97	100	70-130	2	20		
1,2-Dichloropropane	ug/L	<0.45	50	50	46.5	47.2	93	94	77-125	1	20		
1,3-Dichlorobenzene	ug/L	<0.35	50	50	50.5	52.3	101	105	70-130	3	20		
1,4-Dichlorobenzene	ug/L	<0.89	50	50	48.5	48.8	97	98	70-130	0	20		
Benzene	ug/L	<0.30	50	50	46.2	48.2	92	96	70-132	4	20		
Bromodichloromethane	ug/L	<0.42	50	50	48.7	49.3	97	99	70-130	1	20		
Bromoform	ug/L	<3.8	50	50	49.4	48.3	99	97	65-130	2	20		
Bromomethane	ug/L	<1.2	50	50	40.4	42.3	81	85	44-128	5	21		
Carbon disulfide	ug/L	<1.1	50	50	46.4	48.8	93	98	60-140	5	20		
Carbon tetrachloride	ug/L	<0.37	50	50	52.7	54.4	105	109	70-132	3	20		
Chlorobenzene	ug/L	<0.86	50	50	50.5	52.1	101	104	70-130	3	20		
Chloroethane	ug/L	<1.4	50	50	48.5	50.9	97	102	70-137	5	20		
Chloroform	ug/L	<1.2	50	50	49.5	51.8	99	104	80-122	4	20		
Chloromethane	ug/L	<1.6	50	50	49.0	50.9	98	102	17-149	4	20		
cis-1,2-Dichloroethene	ug/L	<0.47	50	50	48.0	49.1	96	98	70-130	2	20		
cis-1,3-Dichloropropene	ug/L	<0.36	50	50	48.6	47.1	97	94	70-130	3	20		
Dibromochloromethane	ug/L	<2.6	50	50	51.5	49.4	103	99	70-130	4	20		
Dichlorodifluoromethane	ug/L	<0.46	50	50	42.3	44.8	85	90	22-158	6	20		
Ethylbenzene	ug/L	<0.33	50	50	51.0	51.6	102	103	80-123	1	20		
Isopropylbenzene (Cumene)	ug/L	<1.0	50	50	51.0	52.1	102	104	70-130	2	20		
m&p-Xylene	ug/L	<0.70	100	100	98.6	102	99	102	70-130	4	20		
Methyl-tert-butyl ether	ug/L	<1.1	50	50	44.4	44.9	89	90	66-130	1	20		
Methylene Chloride	ug/L	<0.32	50	50	53.7	51.1	107	102	70-130	5	20		
o-Xylene	ug/L	<0.35	50	50	48.4	50.5	97	101	70-130	4	20		
Styrene	ug/L	<0.36	50	50	51.4	52.9	103	106	70-130	3	20		
Tetrachloroethene	ug/L	<0.41	50	50	49.9	50.7	100	101	70-130	1	20		
Toluene	ug/L	<0.29	50	50	49.5	50.6	99	101	80-121	2	20		
trans-1,2-Dichloroethene	ug/L	<0.53	50	50	48.5	50.3	97	101	70-134	4	20		
trans-1,3-Dichloropropene	ug/L	<3.5	50	50	48.6	48.7	97	97	58-130	0	20		
Trichloroethene	ug/L	<0.32	50	50	48.8	51.2	98	102	70-130	5	20		
Trichlorofluoromethane	ug/L	<0.42	50	50	46.4	48.5	93	97	82-151	4	20		
Vinyl chloride	ug/L	<0.17	50	50	46.3	48.4	93	97	61-143	4	20		
1,2-Dichlorobenzene-d4 (S)	%						98	94	70-130				
4-Bromofluorobenzene (S)	%						97	99	70-130				
Toluene-d8 (S)	%						106	104	70-130				

Results presented on this page are in the units indicated by the "Units" column except where an alternate unit is presented to the right of the result.

REPORT OF LABORATORY ANALYSIS

This report shall not be reproduced, except in full,
without the written consent of Pace Analytical Services, LLC.

QUALITY CONTROL DATA

Project: FORMER KITZINGER SITE
Pace Project No.: 40243547

QC Batch: 413497 Analysis Method: EPA 8260
QC Batch Method: EPA 8260 Analysis Description: 8260 MSV Oxygenates
Laboratory: Pace Analytical Services - Green Bay
Associated Lab Samples: 40243547011, 40243547012, 40243547013, 40243547014

METHOD BLANK: 2380893 Matrix: Water
Associated Lab Samples: 40243547011, 40243547012, 40243547013, 40243547014

Parameter	Units	Blank Result	Reporting Limit	Analyzed	Qualifiers
1,1,1,2-Tetrachloroethane	ug/L	<0.36	1.0	04/20/22 09:06	
1,1,1-Trichloroethane	ug/L	<0.30	1.0	04/20/22 09:06	
1,1,2,2-Tetrachloroethane	ug/L	<0.38	1.0	04/20/22 09:06	
1,1,2-Trichloroethane	ug/L	<0.34	5.0	04/20/22 09:06	
1,1-Dichloroethane	ug/L	<0.30	1.0	04/20/22 09:06	
1,1-Dichloroethene	ug/L	<0.58	1.0	04/20/22 09:06	
1,1-Dichloropropene	ug/L	<0.41	1.0	04/20/22 09:06	
1,2,3-Trichlorobenzene	ug/L	<1.0	5.0	04/20/22 09:06	
1,2,3-Trichloropropane	ug/L	<0.56	5.0	04/20/22 09:06	
1,2,4-Trichlorobenzene	ug/L	<0.95	5.0	04/20/22 09:06	
1,2,4-Trimethylbenzene	ug/L	<0.45	1.0	04/20/22 09:06	
1,2-Dibromo-3-chloropropane	ug/L	<2.4	5.0	04/20/22 09:06	
1,2-Dibromoethane (EDB)	ug/L	<0.31	1.0	04/20/22 09:06	
1,2-Dichlorobenzene	ug/L	<0.33	1.0	04/20/22 09:06	
1,2-Dichloroethane	ug/L	<0.29	1.0	04/20/22 09:06	
1,2-Dichloropropane	ug/L	<0.45	1.0	04/20/22 09:06	
1,3,5-Trimethylbenzene	ug/L	<0.36	1.0	04/20/22 09:06	
1,3-Dichlorobenzene	ug/L	<0.35	1.0	04/20/22 09:06	
1,3-Dichloropropane	ug/L	<0.30	1.0	04/20/22 09:06	
1,4-Dichlorobenzene	ug/L	<0.89	1.0	04/20/22 09:06	
1,4-Dioxane (p-Dioxane)	ug/L	<20.5	250	04/20/22 09:06	
2,2-Dichloropropane	ug/L	<4.2	5.0	04/20/22 09:06	
2-Chlorotoluene	ug/L	<0.89	5.0	04/20/22 09:06	
4-Chlorotoluene	ug/L	<0.89	5.0	04/20/22 09:06	
Benzene	ug/L	<0.30	1.0	04/20/22 09:06	
Bromobenzene	ug/L	<0.36	1.0	04/20/22 09:06	
Bromochloromethane	ug/L	<0.36	5.0	04/20/22 09:06	
Bromodichloromethane	ug/L	<0.42	1.0	04/20/22 09:06	
Bromoform	ug/L	<3.8	5.0	04/20/22 09:06	
Bromomethane	ug/L	<1.2	5.0	04/20/22 09:06	
Carbon tetrachloride	ug/L	<0.37	1.0	04/20/22 09:06	
Chlorobenzene	ug/L	<0.86	1.0	04/20/22 09:06	
Chloroethane	ug/L	<1.4	5.0	04/20/22 09:06	
Chloroform	ug/L	<1.2	5.0	04/20/22 09:06	
Chloromethane	ug/L	<1.6	5.0	04/20/22 09:06	
cis-1,2-Dichloroethene	ug/L	<0.47	1.0	04/20/22 09:06	
cis-1,3-Dichloropropene	ug/L	<0.36	1.0	04/20/22 09:06	
Dibromochloromethane	ug/L	<2.6	5.0	04/20/22 09:06	
Dibromomethane	ug/L	<0.99	5.0	04/20/22 09:06	
Dichlorodifluoromethane	ug/L	<0.46	5.0	04/20/22 09:06	

Results presented on this page are in the units indicated by the "Units" column except where an alternate unit is presented to the right of the result.

REPORT OF LABORATORY ANALYSIS

This report shall not be reproduced, except in full,
without the written consent of Pace Analytical Services, LLC.

QUALITY CONTROL DATA

Project: FORMER KITZINGER SITE
Pace Project No.: 40243547

METHOD BLANK: 2380893 Matrix: Water
Associated Lab Samples: 40243547011, 40243547012, 40243547013, 40243547014

Parameter	Units	Blank Result	Reporting Limit	Analyzed	Qualifiers
Diisopropyl ether	ug/L	<1.1	5.0	04/20/22 09:06	
Ethylbenzene	ug/L	<0.33	1.0	04/20/22 09:06	
Hexachloro-1,3-butadiene	ug/L	<2.7	5.0	04/20/22 09:06	
Isopropylbenzene (Cumene)	ug/L	<1.0	5.0	04/20/22 09:06	
m&p-Xylene	ug/L	<0.70	2.0	04/20/22 09:06	
Methyl-tert-butyl ether	ug/L	<1.1	5.0	04/20/22 09:06	
Methylene Chloride	ug/L	<0.32	5.0	04/20/22 09:06	
n-Butylbenzene	ug/L	<0.86	1.0	04/20/22 09:06	
n-Propylbenzene	ug/L	<0.35	1.0	04/20/22 09:06	
Naphthalene	ug/L	<1.1	5.0	04/20/22 09:06	
o-Xylene	ug/L	<0.35	1.0	04/20/22 09:06	
p-Isopropyltoluene	ug/L	<1.0	5.0	04/20/22 09:06	
sec-Butylbenzene	ug/L	<0.42	1.0	04/20/22 09:06	
Styrene	ug/L	<0.36	1.0	04/20/22 09:06	
tert-Butylbenzene	ug/L	<0.59	1.0	04/20/22 09:06	
Tetrachloroethene	ug/L	<0.41	1.0	04/20/22 09:06	
Toluene	ug/L	<0.29	1.0	04/20/22 09:06	
trans-1,2-Dichloroethene	ug/L	<0.53	1.0	04/20/22 09:06	
trans-1,3-Dichloropropene	ug/L	<3.5	5.0	04/20/22 09:06	
Trichloroethene	ug/L	<0.32	1.0	04/20/22 09:06	
Trichlorofluoromethane	ug/L	<0.42	1.0	04/20/22 09:06	
Vinyl chloride	ug/L	<0.17	1.0	04/20/22 09:06	
1,2-Dichlorobenzene-d4 (S)	%	95	70-130	04/20/22 09:06	
4-Bromofluorobenzene (S)	%	99	70-130	04/20/22 09:06	
Toluene-d8 (S)	%	106	70-130	04/20/22 09:06	

LABORATORY CONTROL SAMPLE: 2380894

Parameter	Units	Spike Conc.	LCS Result	LCS % Rec	% Rec Limits	Qualifiers
1,1,1-Trichloroethane	ug/L	50	51.5	103	70-130	
1,1,2,2-Tetrachloroethane	ug/L	50	45.8	92	66-130	
1,1,2-Trichloroethane	ug/L	50	47.4	95	70-130	
1,1-Dichloroethane	ug/L	50	49.9	100	68-132	
1,1-Dichloroethene	ug/L	50	48.1	96	85-126	
1,2,4-Trichlorobenzene	ug/L	50	48.0	96	70-130	
1,2-Dibromo-3-chloropropane	ug/L	50	43.3	87	51-126	
1,2-Dibromoethane (EDB)	ug/L	50	47.0	94	70-130	
1,2-Dichlorobenzene	ug/L	50	48.9	98	70-130	
1,2-Dichloroethane	ug/L	50	50.0	100	70-130	
1,2-Dichloropropane	ug/L	50	48.8	98	78-125	
1,3-Dichlorobenzene	ug/L	50	51.6	103	70-130	
1,4-Dichlorobenzene	ug/L	50	50.0	100	70-130	
Benzene	ug/L	50	48.4	97	70-132	
Bromodichloromethane	ug/L	50	49.3	99	70-130	

Results presented on this page are in the units indicated by the "Units" column except where an alternate unit is presented to the right of the result.

REPORT OF LABORATORY ANALYSIS

This report shall not be reproduced, except in full,
without the written consent of Pace Analytical Services, LLC.

QUALITY CONTROL DATA

Project: FORMER KITZINGER SITE

Pace Project No.: 40243547

LABORATORY CONTROL SAMPLE: 2380894

Parameter	Units	Spike Conc.	LCS Result	LCS % Rec	% Rec Limits	Qualifiers
Bromoform	ug/L	50	48.2	96	65-130	
Bromomethane	ug/L	50	38.6	77	44-128	
Carbon tetrachloride	ug/L	50	53.2	106	70-130	
Chlorobenzene	ug/L	50	50.3	101	70-130	
Chloroethane	ug/L	50	51.4	103	73-137	
Chloroform	ug/L	50	50.9	102	80-122	
Chloromethane	ug/L	50	50.7	101	27-148	
cis-1,2-Dichloroethene	ug/L	50	48.9	98	70-130	
cis-1,3-Dichloropropene	ug/L	50	48.1	96	70-130	
Dibromochloromethane	ug/L	50	49.2	98	70-130	
Dichlorodifluoromethane	ug/L	50	44.8	90	22-151	
Ethylbenzene	ug/L	50	50.6	101	80-123	
Isopropylbenzene (Cumene)	ug/L	50	50.7	101	70-130	
m&p-Xylene	ug/L	100	98.4	98	70-130	
Methyl-tert-butyl ether	ug/L	50	44.9	90	66-130	
Methylene Chloride	ug/L	50	50.0	100	70-130	
o-Xylene	ug/L	50	48.8	98	70-130	
Styrene	ug/L	50	50.7	101	70-130	
Tetrachloroethene	ug/L	50	49.9	100	70-130	
Toluene	ug/L	50	49.2	98	80-121	
trans-1,2-Dichloroethene	ug/L	50	48.1	96	70-130	
trans-1,3-Dichloropropene	ug/L	50	46.3	93	58-125	
Trichloroethene	ug/L	50	50.5	101	70-130	
Trichlorofluoromethane	ug/L	50	48.6	97	84-148	
Vinyl chloride	ug/L	50	49.0	98	63-142	
1,2-Dichlorobenzene-d4 (S)	%			97	70-130	
4-Bromofluorobenzene (S)	%			101	70-130	
Toluene-d8 (S)	%			103	70-130	

Results presented on this page are in the units indicated by the "Units" column except where an alternate unit is presented to the right of the result.

REPORT OF LABORATORY ANALYSIS

This report shall not be reproduced, except in full,
without the written consent of Pace Analytical Services, LLC.

QUALIFIERS

Project: FORMER KITZINGER SITE

Pace Project No.: 40243547

DEFINITIONS

DF - Dilution Factor, if reported, represents the factor applied to the reported data due to dilution of the sample aliquot.

ND - Not Detected at or above LOD.

J - Estimated concentration at or above the LOD and below the LOQ.

LOD - Limit of Detection adjusted for dilution factor, percent moisture, initial weight and final volume.

LOQ - Limit of Quantitation adjusted for dilution factor, percent moisture, initial weight and final volume.

S - Surrogate

1,2-Diphenylhydrazine decomposes to and cannot be separated from Azobenzene using Method 8270. The result for each analyte is a combined concentration.

Consistent with EPA guidelines, unrounded data are displayed and have been used to calculate % recovery and RPD values.

LCS(D) - Laboratory Control Sample (Duplicate)

MS(D) - Matrix Spike (Duplicate)

DUP - Sample Duplicate

RPD - Relative Percent Difference

NC - Not Calculable.

SG - Silica Gel - Clean-Up

U - Indicates the compound was analyzed for, but not detected at or above the adjusted LOD.

N-Nitrosodiphenylamine decomposes and cannot be separated from Diphenylamine using Method 8270. The result reported for each analyte is a combined concentration.

Pace Analytical is TNI accredited. Contact your Pace PM for the current list of accredited analytes.

TNI - The NELAC Institute.

REPORT OF LABORATORY ANALYSIS

This report shall not be reproduced, except in full,
without the written consent of Pace Analytical Services, LLC.

QUALITY CONTROL DATA CROSS REFERENCE TABLE

Project: FORMER KITZINGER SITE
Pace Project No.: 40243547

Lab ID	Sample ID	QC Batch Method	QC Batch	Analytical Method	Analytical Batch
40243547001	MW-1	EPA 8260	413495		
40243547002	PMW-8	EPA 8260	413495		
40243547003	KMW-3	EPA 8260	413495		
40243547004	KMW-5	EPA 8260	413495		
40243547005	KMW-6	EPA 8260	413495		
40243547006	KMW-4	EPA 8260	413495		
40243547007	KPZ-2	EPA 8260	413495		
40243547008	KPZ-1	EPA 8260	413495		
40243547009	MW-14	EPA 8260	413495		
40243547010	MW-15	EPA 8260	413495		
40243547015	DUP-1	EPA 8260	413495		
40243547016	DUP-2	EPA 8260	413495		
40243547017	TRIP BLANK	EPA 8260	413495		
40243547011	PMW-2	EPA 8260	413497		
40243547012	SMW-4	EPA 8260	413497		
40243547013	MW-2	EPA 8260	413497		
40243547014	SPM-4	EPA 8260	413497		

REPORT OF LABORATORY ANALYSIS

This report shall not be reproduced, except in full,
without the written consent of Pace Analytical Services, LLC.

Chain of Custody Record

522035



40243547

Environment Testing
TestAmerica

Address: _____

Regulatory Program: DW NPDES RCRA Other:

TAL-8210

Client Contact Company Name: SET Engineering, LLC Address: 735 N. Water St Suite 510 City/State/Zip: Milwaukee, WI 53202 Phone: _____ Fax: _____ Project Name: Former Kitzinger Site Site: St Francis, WI PO# Quote # 939028		Project Manager: Kurt McClung Tel/Email: kmcclung@setenv.com Analysis Turnaround Time <input type="checkbox"/> CALENDAR DAYS <input type="checkbox"/> WORKING DAYS TAT if different from Below _____ <input type="checkbox"/> 2 weeks <input type="checkbox"/> 1 week Standard <input type="checkbox"/> 2 days <input type="checkbox"/> 1 day		Site Contact: Lab Contact: _____ Date: 4/15/2022 Carrier: _____		COC No: _____ 1 of 2 COCs Sampler: _____ For Lab Use Only: Walk-in Client: _____ Lab Sampling: _____ Job / SDG No.: _____ Sample Specific Notes: _____																									
Sample Identification	Sample Date	Sample Time	Sample Type (C=Comp, G=Grab)	Matrix	# of Cont.	Filtered Sample (Y/N)	Perform MS / MSD (Y/N)	VOCS	PFAS	1,4-Dioxane																					
mw-1	4/14	1455	G	GW	3	/																001									
PMW-8	4/14	1530	G	GW	3	/																002									
KMW-3	4/14	1645	G	GW	3	/																003									
KMW-5	4/14	1740	G	GW	3	/																004									
KMW-6	4/15	0940	G	GW	3	/																005									
KMW-4	4/15	1040	G	GW	3	/																006									
KPZ-2	4/15	1150	G	GW	3	/																007									
KPZ-1	4/15	1115	G	GW	3	/																008									
mw-14	4/15	1225	G	GW	3	/																009									
mw-15	4/15	1310	G	GW	3	/																010									
PMW-2	4/15	1355	G	GW	5	/	/	/														011									
SMW-4	4/15	1450	G	GW	5	/	/	/														012									
Preservation Used: 1= Ice, 2= HCl; 3= H2SO4; 4= HNO3; 5= NaOH; 6= Other _____												Possible Hazard Identification: Are any samples from a listed EPA Hazardous Waste? Please List any EPA Waste Codes for the sample in the Comments Section if the lab is to dispose of the sample. <input type="checkbox"/> Non-Hazard <input type="checkbox"/> Flammable <input type="checkbox"/> Skin Irritant <input type="checkbox"/> Poison B <input type="checkbox"/> Unknown										Sample Disposal (A fee may be assessed if samples are retained longer than 1 month) <input type="checkbox"/> Return to Client <input checked="" type="checkbox"/> Disposal by Lab <input type="checkbox"/> Archive for _____ Months									
Special Instructions/QC Requirements & Comments: Attn: Dan Milewski																															
Custody Seals Intact: <input type="checkbox"/> Yes <input type="checkbox"/> No						Custody Seal No.: _____						Cooler Temp. (°C): Obs'd: _____ Corr'd: _____						Therm ID No.: _____													
Relinquished by: _____				Company: SET Engineering				Date/Time: 4/15/22				Received by: _____				Company: _____				Date/Time: _____											
Relinquished by: CE Logistics				Company: _____				Date/Time: 4-16-22 0820				Received by: [Signature]				Company: [Signature]				Date/Time: 4-16-22 0820											
Relinquished by: _____				Company: _____				Date/Time: _____				Received in Laboratory by: _____				Company: _____				Date/Time: _____											

Address: _____

Regulatory Program: DW NPDES RCRA Other:

Client Contact Company Name: SET Engineering, LLC Address: 735 N. Western St Suite 510 City/State/Zip: Milwaukee, WI 53202 Phone: _____ Fax: _____ Project Name: Former Kitzinger Site Site: St Francis, WI PO# Quote # 939028	Project Manager: Kurt McClung Tel/Email: kmccclung@setenv.com Analysis Turnaround Time <input type="checkbox"/> CALENDAR DAYS <input type="checkbox"/> WORKING DAYS TAT if different from Below _____ <input type="checkbox"/> 2 weeks <input type="checkbox"/> 1 week Standard <input type="checkbox"/> 2 days <input type="checkbox"/> 1 day	Site Contact: _____ Lab Contact: _____ Date: 4/15/2022 Carrier: _____	COC No: 2 of 2 COCs Sampler: _____ For Lab Use Only: Walk-in Client: _____ Lab Sampling: _____ Job / SDG No.: _____ Sample Specific Notes: _____
---	--	--	--

Sample Identification	Sample Date	Sample Time	Sample Type (C=Comp, G=Grab)	Matrix	# of Cont.	Filtered Sample (Y/N) Perform MS/MSD (Y/N)	VOCs	PFAS	1,4-Dioxane	1,4-Dioxane	Sample Specific Notes
MW-2	4/15	1525	G	GW	5	/	/	/			013
SPM-4	4/15	1610	G	GW	5	/	/	/			014
DUP-1	4/15	-	G	GW	3	/					015
DUP-2	4/15	-	G	GW	3	/					016
Trip Blank	-	-	G	GW	2	/					017

Preservation Used: 1=Ice, 2=HCl, 3=H2SO4, 4=HNO3, 5=NaOH, 6=Other _____

Possible Hazard Identification:
 Are any samples from a listed EPA Hazardous Waste? Please List any EPA Waste Codes for the sample in the Comments Section if the lab is to dispose of the sample.

Non-Hazard Flammable Skin Irritant Poison B Unknown

Sample Disposal (A fee may be assessed if samples are retained longer than 1 month)

Return to Client Disposal by Lab Archive for _____ Months

Special Instructions/QC Requirements & Comments:
 Attn: Dan Milowski

Custody Seals Intact: <input type="checkbox"/> Yes <input type="checkbox"/> No	Custody Seal No.:	Cooler Temp. (°C): Obs'd: _____ Corr'd: _____	Therm ID No.:
Relinquished by:	Company: SET Engineering	Date/Time: 4/15/22	Received by: _____
Relinquished by: CS Logistics	Company: _____	Date/Time: 4-16-22 0820	Received by:
Relinquished by: _____	Company: _____	Date/Time: _____	Received in Laboratory by: _____

Sample Preservation Receipt Form

Client Name: SET Engineering

Project # 40243547

All containers needing preservation have been checked and noted below: Yes No N/A

Initial when completed:

Date/Time:

Lab Lot# of pH paper:

Lab Std #ID of preservation (if pH adjusted):

Pace Lab #	Glass							Plastic					Vials					Jars				General			VOA Vials (>6mm) *	H2SO4 pH ≤2	NaOH+Zn Act. pH ≥9	NaOH pH ≥12	HNO3 pH ≤2	pH after adjusted	Volume (mL)				
	AG1U	BG1U	AG1H	AG4S	AG4U	AG5U	AG2S	BG3U	BP1U	BP3U	BP3B	BP3N	BP3S	VG9A	DG9T	VG9U	VG9H	VG9M	VG9D	JGFU	JG9U	WGFU	WPFU	SP5T								ZPLC	GN		
001																3																			2.5 / 5 / 10
002																3																			2.5 / 5 / 10
003																3																			2.5 / 5 / 10
004																3																			2.5 / 5 / 10
005																3																			2.5 / 5 / 10
006																3																			2.5 / 5 / 10
007																3																			2.5 / 5 / 10
008																3																			2.5 / 5 / 10
009																3																			2.5 / 5 / 10
010																3																			2.5 / 5 / 10
011										2						3																			2.5 / 5 / 10
012										2						3																			2.5 / 5 / 10
013										2						3																			2.5 / 5 / 10
014										2						3																			2.5 / 5 / 10
015																3																			2.5 / 5 / 10
016																3																			2.5 / 5 / 10
017																2																			2.5 / 5 / 10
018																																			2.5 / 5 / 10
019																																			2.5 / 5 / 10
020																																			2.5 / 5 / 10

Exceptions to preservation check: Coliform, TOC, TOX, TOH, O&G, WI DRO, Phenolics, Other: _____ Headspace in VOA Vials (>6mm): Yes No N/A *If yes look in headspace column

AG1U	1 liter amber glass	BP1U	1 liter plastic unpres	VG9A	40 mL clear ascorbic	JGFU	4 oz amber jar unpres
BG1U	1 liter clear glass	BP3U	250 mL plastic unpres	DG9T	40 mL amber Na Thio	JG9U	9 oz amber jar unpres
AG1H	1 liter amber glass HCL	BP3B	250 mL plastic NaOH	VG9U	40 mL clear vial unpres	WGFU	4 oz clear jar unpres
AG4S	125 mL amber glass H2SO4	BP3N	250 mL plastic HNO3	VG9H	40 mL clear vial HCL	WPFU	4 oz plastic jar unpres
AG4U	120 mL amber glass unpres	BP3S	250 mL plastic H2SO4	VG9M	40 mL clear vial MeOH	SP5T	120 mL plastic Na Thiosulfate
AG5U	100 mL amber glass unpres			VG9D	40 mL clear vial DI	ZPLC	ziploc bag
AG2S	500 mL amber glass H2SO4					GN	
BG3U	250 mL clear glass unpres						

Sample Condition Upon Receipt Form (SCUR)

Client Name: SET Engineering

Project #:

WO#: 40243547



Courier: CS Logistics Fed Ex Speedee UPS Waltco
 Client Pace Other: _____

Tracking #: _____

Custody Seal on Cooler/Box Present: yes no Seals intact: yes no

Custody Seal on Samples Present: yes no Seals intact: yes no

Packing Material: Bubble Wrap Bubble Bags None Other

Thermometer Used SR-116 Type of Ice: Blue Dry None Samples on ice, cooling process has begun

Cooler Temperature Uncorr: 2 ICorr: 2.1

Temp Blank Present: yes no Biological Tissue is Frozen: yes no

Temp should be above freezing to 6°C.

Biota Samples may be received at ≤ 0°C if shipped on Dry Ice.

Person examining contents:

Date: 4-16-22 /Initials: [Signature]

Labeled By Initials: [Signature]

Chain of Custody Present:	<input checked="" type="checkbox"/> Yes <input type="checkbox"/> No <input type="checkbox"/> N/A	1. <u>CC 4-16-22</u>
Chain of Custody Filled Out:	<input checked="" type="checkbox"/> Yes <input type="checkbox"/> No <input type="checkbox"/> N/A	2.
Chain of Custody Relinquished:	<input checked="" type="checkbox"/> Yes <input type="checkbox"/> No <input type="checkbox"/> N/A	3.
Sampler <u>Name & Signature</u> on COC:	<input type="checkbox"/> Yes <input checked="" type="checkbox"/> No <input type="checkbox"/> N/A	4.
Samples Arrived within Hold Time:	<input checked="" type="checkbox"/> Yes <input type="checkbox"/> No	5.
- VOA Samples frozen upon receipt	<input type="checkbox"/> Yes <input type="checkbox"/> No	Date/Time:
Short Hold Time Analysis (<72hr):	<input type="checkbox"/> Yes <input checked="" type="checkbox"/> No	6.
Rush Turn Around Time Requested:	<input type="checkbox"/> Yes <input checked="" type="checkbox"/> No	7.
Sufficient Volume:		8.
For Analysis: <input checked="" type="checkbox"/> Yes <input type="checkbox"/> No MS/MSD: <input type="checkbox"/> Yes <input checked="" type="checkbox"/> No <input type="checkbox"/> N/A		
Correct Containers Used:	<input checked="" type="checkbox"/> Yes <input type="checkbox"/> No	9.
-Pace Containers Used:	<input checked="" type="checkbox"/> Yes <input type="checkbox"/> No <input type="checkbox"/> N/A	
-Pace IR Containers Used:	<input type="checkbox"/> Yes <input type="checkbox"/> No <input checked="" type="checkbox"/> N/A	
Containers Intact:	<input checked="" type="checkbox"/> Yes <input type="checkbox"/> No	10.
Filtered volume received for Dissolved tests	<input type="checkbox"/> Yes <input type="checkbox"/> No <input checked="" type="checkbox"/> N/A	11.
Sample Labels match COC:	<input checked="" type="checkbox"/> Yes <input type="checkbox"/> No <input type="checkbox"/> N/A	12.
-Includes date/time/ID/Analysis Matrix: <u>W</u>		
Trip Blank Present:	<input checked="" type="checkbox"/> Yes <input type="checkbox"/> No <input checked="" type="checkbox"/> N/A	13.
Trip Blank Custody Seals Present	<input checked="" type="checkbox"/> Yes <input type="checkbox"/> No <input checked="" type="checkbox"/> N/A	
Pace Trip Blank Lot # (if purchased): <u>477</u>		

Client Notification/ Resolution: _____ If checked, see attached form for additional comments

Person Contacted: _____ Date/Time: _____

Comments/ Resolution: _____

PM Review is documented electronically in LIMs. By releasing the project, the PM acknowledges they have reviewed the sample login

Report Prepared for:

Dan Milewsky
PACE Wisconsin
1241 Bellevue Street
Green Bay WI 54302

**REPORT OF
LABORATORY
ANALYSIS
FOR PFAAs**

Report Prepared Date:

May 13, 2022

Report Information:

Pace Project #: 10605078

Sample Receipt Date: 04/19/2022

Client Project #: 40243547 SET ENGINEERING,

Client Sub PO #: N/A

State Cert #: 999407970

Invoicing & Reporting Options:

The report provided has been invoiced as a Level 2 PFAA Report. If an upgrade of this report package is requested, an additional charge may be applied.

Please review the attached invoice for accuracy and forward any questions to Scott Unze, your Pace Project Manager.

This report has been reviewed by:



May 13, 2022

Kirsten Hogberg, Project Manager

(612) 607-6407

(612) 607-6444 (fax)

kirsten.hogberg@pacelabs.com



Report of Laboratory Analysis

This report should not be reproduced, except in full, without the written consent of Pace Analytical Services, Inc.

The results relate only to the samples included in this report.

DISCUSSION

This report presents the results from the analyses performed on four samples submitted by a representative of Pace Wisconsin. The samples were analyzed for thirty-three perfluorinated compounds using Wisconsin DNR guidance. Reporting limits were set to MDL.

A laboratory method blank was prepared and analyzed with the sample batch as part of our routine quality control procedures. The results show the blank was free of the target perfluorinated compounds at the reporting limits. This indicates that the sample processing procedures did not significantly contribute to the analyte content determined for the sample material.

A laboratory spike sample was also prepared with the sample batch using clean reference matrix that had been fortified with native standards. The recovery results were within the method limits. This spike indicate that extraction performed as expected. A matrix spike was prepared with the sample batch using sample material from a separate project; results from that analysis will be provided upon request.

Elevated extracted internal standard (EIS) recovery ("R" flagged) were present in samples and LCS-98281, however, the use of the isotope dilution method generally precludes any adverse impact on those individual native compounds that have a directly associated standard.

Several samples have elevated EIS recoveries ("R" flagged) for FTS. While the use of the isotope dilution method generally precludes any adverse impact on those individual native compounds that have a directly associated standard, in the case of the FTS compounds, the recoveries are anomalously high, and are adversely impacted by matrix. The results for these native compounds should be considered estimated.

With the exception of 13C2_PFDA in SPM-4, the four injection internal standards (13C4 PFOA, 13C4 PFOS, 13C2_PFDA, and 13C2_PFHxA) pass for each analysis in the batch verifying that the instrument detector is working as expected.

Results for selected analytes were taken from secondary dilutions of the sample extracts in order to bring the results within the calibration range. The affected values were flagged "D" on the results tables. Concentrations below the calibration range were flagged "J" and should be regarded as estimates.

Minnesota Laboratory Certifications

Authority	Certificate #	Authority	Certificate #
A2LA	2926.01	Mississippi	MN00064
Alabama	40770	Missouri	10100
Alaska-DW	MN00064	Montana	CERT0092
Alaska-UST	17-009	Nebraska	NE-OS-18-06
Arizona	AZ0014	Nevada	MN00064
Arkansas - WW	88-0680	New Hampshire	2081
Arkansas-DW	MN00064	New Jersey	MN002
California	2929	New York	11647
Colorado	MN00064	North Carolina-	27700
Connecticut	PH-0256	North Carolina-	530
Florida	E87605	North Dakota	R-036
Georgia	959	Ohio-DW	41244
Hawaii	MN00064	Ohio-VAP (170	CL101
Idaho	MN00064	Ohio-VAP (180	CL110
Illinois	200011	Oklahoma	9507
Indiana	C-MN-01	Oregon- rimary	MN300001
Iowa	368	Oregon-Second	MN200001
Kansas	E-10167	Pennsylvania	68-00563
Kentucky-DW	90062	Puerto Rico	MN00064
Kentucky-WW	90062	South Carolina	74003
Louisiana-DEQ	AI-84596	Tennessee	TN02818
Louisiana-DW	MN00064	Texas	T104704192
Maine	MN00064	Utah	MN00064
Maryland	322	Vermont	VT-027053137
Michigan	9909	Virginia	460163
Minnesota	027-053-137	Washington	C486
Minnesota-Ag	via MN 027-053	West Virginia-D	382
Minnesota-Petr	1240	West Virginia-D	9952C
		Wisconsin	999407970
		Wyoming-UST	via A2LA 2926.

REPORT OF LABORATORY ANALYSIS

This report shall not be reproduced, except in full,
without the written consent of Pace Analytical Services, Inc.

Appendix A

Sample Management



Sample ID Cross Reference

<u>Client Sample ID</u>	<u>Pace Sample ID</u>	<u>Date Received</u>	<u>Sample Type</u>
PMW-2	40243547011	04/19/2022	Water
SMW-4	40243547012	04/19/2022	Water
MW-2	40243547013	04/19/2022	Water
SPM-4	40243547014	04/19/2022	Water

REPORT OF LABORATORY ANALYSIS

This report shall not be reproduced, except in full,
without the written consent of Pace Analytical Services, Inc.

WO#: 10605078

Internal Transfer Chain of Custody

Samples Pre-Logged into eCOC.

State Of Origin: WI
Cert. Needed: Yes

Owner Received Date: 4/16/2022 Results Requested By: 5/9/2022



Workorder: 40243547 Workorder Name: FORMER KITZINGER SITE

Item	Sample ID	Sample Type	Collect Date/Time	Lab ID	Matrix	Preserved Containers		LAB USE ONLY																				
						Unpreserved	Preserved																					
1	PMW-2	PS	4/15/2022 13:55	40243547011	Water	2		DC1																				
2	SMW-4	PS	4/15/2022 14:50	40243547012	Water	2		GW2																				
3	MW-2	PS	4/15/2022 15:25	40243547013	Water	2		GW3																				
4	SPM-4	PS	4/15/2022 16:10	40243547014	Water	2		GW4																				
<table border="1"> <thead> <tr> <th>Transfers</th> <th>Released By</th> <th>Date/Time</th> <th>Received By</th> <th>Date/Time</th> </tr> </thead> <tbody> <tr> <td>1</td> <td><i>[Signature]</i></td> <td>4/15/2022 11:00</td> <td><i>[Signature]</i></td> <td>4/15/2022 14:10</td> </tr> <tr> <td>2</td> <td></td> <td></td> <td></td> <td></td> </tr> <tr> <td>3</td> <td></td> <td></td> <td></td> <td></td> </tr> </tbody> </table>									Transfers	Released By	Date/Time	Received By	Date/Time	1	<i>[Signature]</i>	4/15/2022 11:00	<i>[Signature]</i>	4/15/2022 14:10	2					3				
Transfers	Released By	Date/Time	Received By	Date/Time																								
1	<i>[Signature]</i>	4/15/2022 11:00	<i>[Signature]</i>	4/15/2022 14:10																								
2																												
3																												
Cooler Temperature on Receipt					0.2 °C	Custody Seal		<input checked="" type="checkbox"/> Y or N	Received on Ice	<input checked="" type="checkbox"/> Y or N	Samples Intact	<input checked="" type="checkbox"/> Y or N																

Dan Milewsky
Pace Analytical Green Bay
1241 Bellevue Street
Suite 9
Green Bay, WI 54302
Phone (920)469-2436

Pace Analytical Minnesota
1700 Elm Street SE
Suite 200
Minneapolis, MN 55414
Phone (612)607-1700

***In order to maintain client confidentiality, location/name of the sampling site, sampler's name and signature may not be provided on this COC document. This chain of custody is considered complete as is since this information is available in the owner laboratory.



DC# Title: ENV-FRM-MIN4-0150 v05_Sample Condition Upon Receipt (SCUR)

Effective Date: 04/12/2022

Sample Condition Upon Receipt

Client Name:

Pace Analytical Green Bay

Project #:

WO#: 10605078

Courier:

Fast Ex, UPS, USPS, Pace, Speedee, Commercial

Client

PM: SCU

Due Date: 05/10/22

CLIENT: PASI-WI

Tracking Number:

See Exceptions ENV-FRM-MIN4-0142

Custody Seal on Cooler/Box Present? Yes No

Seals Intact? Yes No

Biological Tissue Frozen? Yes No N/A

Packing Material: Bubble Wrap, Bubble Bags, None, Other

Temp Blank? Yes No

Thermometer: T1(0461), T2(1336), T3(0459), T4(0254), T5(0489), T6(0235), T7(0042), 01339252/1710, 122639816, 140792808

Type of Ice: Wet, Blue, None, Dry, Melted

Did Samples Originate in West Virginia? Yes No Were All Container Temps Taken? Yes No N/A

Temp should be above freezing to 6°C Cooler Temp Read w/temp blank: 0.2 °C

Average Corrected Temp (no temp blank only): °C See Exceptions ENV-FRM-MIN4-0142 1 Container

Correction Factor: True Cooler Temp Corrected w/temp blank: 0.2 °C

USDA Regulated Soil: N/A, water sample/Other

Date/Initials of Person Examining Contents: KN 04/19/22

Did samples originate in a quarantine zone within the United States: AL, AR, CA, FL, GA, ID, IA, MS, NC, NM, NY, OK, OR, SC, TN, TX or VA (check maps)? Yes No

Did samples originate from a foreign source (internationally, including Hawaii and Puerto Rico)? Yes No

If Yes to either question, fill out a Regulated Soil Checklist ENV-FRM-MIN4-0154 and include with SCUR/COC paperwork.

Table with 2 columns: Location (check one) and COMMENTS. Rows include Chain of Custody Present and Filled Out?, Chain of Custody Relinquished?, Sampler Name and/or Signature on COC?, Samples Arrived within Hold Time?, Short Hold Time Analysis (<72 hr)?, Rush Turn Around Time Requested?, Sufficient Volume?, Correct Containers Used?, Containers Intact?, Field Filtered Volume Received for Dissolved Tests?, Is sufficient information available to reconcile the samples to the COC?, All containers needing acid/base preservation have been checked?, Exceptions: VOA, Coliform, TOC/DQC Oil and Grease, DRO/8015 (water) and Dioxin/PFAS, Headspace in Methyl Mercury Container?, Extra labels present on soil VOA or WIDRO containers?, Trip Blank Present?, Trip Blank Custody Seals Present?

CLIENT NOTIFICATION/RESOLUTION

Person Contacted:

Date/Time:

Field Data Required? Yes No

Comments/Resolution:

Project Manager Review:

Date: 04/20/22

Note: Whenever there is a discrepancy affecting North Carolina compliance samples, a copy of this form will be sent to the North Carolina DEHNR Certification Office (i.e., out of hold, incorrect preservative, out of temp, incorrect containers).

Labeled by: KN

40243547

Chain of Custody Record 548044  eurofins

Environment Testing
TestAmerica

TAL-8210

Address:

Regulatory Program: DW NPDES RCRA Other:

Client Contact
Company Name: SET Engineering, LLC
Address: 335 N. Water St Suite 318
City/State/Zip: Milwaukee, WI 53202
Phone:
Fax:
Project Name: Former Kitzinger Site
Site: SE Francis, WI
PO# Quote # 939028

Project Manager: Kurt McCloskey
Tell/Email: kmcloskey@setenv.com


Site Contact:
Lab Contact:
Date: 4/15/2022
Carrier:
COC No.: 2 of 2 COCs


Analysis Turnaround Time
 CALENDAR DAYS WORKING DAYS
TAT if different from Below
 2 weeks Standard
 1 week
 2 days
 1 day

Sample Identification	Sample Date	Sample Time	Sample Type (G-Comp, G-Grab)	Matrix	# of Cont.	Filtered Sample (Y/N)	Perform MS/MSD (Y/N)	Sample Specific Notes:
MW-2	4/15	1525	G	GW	5	/	/	017
SPM-4	4/15	1610	G	GW	5	/	/	014
DUP-1	4/15	-	G	GW	3	/	/	015
DUP-2	4/15	-	G	GW	3	/	/	016
TRIP Blank	-	-	G	GW	2	/	/	017

Preservation Used: 1=Ice, 2=HCl, 3=H2SO4, 4=HNO3, 5=NaOH, 6=Other
Possible Hazard Identification: Please List any EPA Waste Codes for the sample in the Comments Section if the lab is to dispose of the sample.
 Non-Hazard Flammable Skin Irritant Poison B Unknown

Special Instructions/QC Requirements & Comments:
Attn: Dan Milcowski

Custody Seal No.:
Custody Seals Intact: Yes No
Relinquished by: 
Relinquished by: CS Logistics
Relinquished by:

Received by: SET Engineering
Received by: 
Received in Laboratory by:

Company: SET Engineering
Company: CS Logistics
Company:

Date/Time: 4/15/22
Date/Time: 4-16-22 0820
Date/Time:

Cooler Temp. (°C):
Obs'd:
Therm ID No.:

Disposition by Lab: Return to Client Disposal by Lab Archive for _____ Months

TAL-8210

40243547

Address:

Regulatory Program: DW NPDES RCRA Other:

Client Contact
 Company Name: SET Engineering LLC
 Address: 735 N. Water St Suite 510
 City/State/Zip: Milwaukee, WI 53202
 Phone:
 Fax:
 Project Name: Former Kitzinger Site
 Site: St Francis WZ
 PO# Quote # 939028

Site Contact:
 Project Manager: Kurt Myslun
 Tel/Email: kmyslun@seteng.com
 Date: 4/15/2012
 Carrier:
 COC No: 1 of 4 COCs

Analysis Turnaround Time
 CALENDAR DAYS WORKING DAYS
 TAT if different from below:
 2 weeks
 1 week
 2 days
 1 day
 Standard

Sample Identification	Sample Date	Sample Time	Sample Type (C=Comp, G=Grab)	Matrix	# of Cont.	Filtered Sample (Y/N)	Perform MS/MSD (Y/N)	Sample Specific Notes:
MW-1	4/14	1455	G	GW	3	/	/	001
PMW-8	4/14	1530	G	GW	3	/	/	002
KMW-3	4/14	1645	G	GW	3	/	/	003
KMW-5	4/14	1740	G	GW	3	/	/	004
KMW-6	4/15	0940	G	GW	3	/	/	005
KMW-4	4/15	1040	G	GW	3	/	/	006
KPZ-2	4/15	1150	G	GW	3	/	/	007
KPZ-1	4/15	1115	G	GW	3	/	/	008
MW-14	4/15	1225	G	GW	3	/	/	009
MW-15	4/15	1310	G	GW	3	/	/	010
PMW-2	4/15	1355	G	GW	5	/	/	011
SMW-4	4/15	1450	G	GW	5	/	/	012

Preservation Used: 1=Ice; 2=HCl; 3=H2SO4; 4=HNO3; 5=NaOH; 6=Other
 Possible Hazard Identification:
 Are any samples from a listed EPA Hazardous Waste? Please List any EPA Waste Codes for the sample in the Comments Section if the lab is to dispose of the sample.
 Non-Hazard Flammable Skin Irritant Poison B Unknown
 Return to Client Disposal by Lab Archive for _____ Months

Sample Disposal (A fee may be assessed if samples are retained longer than 1 month)

Special Instructions/QC Requirements & Comments:
 Attn: Dan Milewski
 Custody Seal No.:
 Relinquished by:
 Date/Time: 4/15/12
 Company: SET Engineering
 Relinquished by:
 Date/Time: 4-16-12 0800
 Company:
 Relinquished by:
 Date/Time: 4-16-12 0820
 Company:

DC# Title: ENV-FRM-GBAY-0035 v01_Sample Preservation Receipt Form
 Revision: 3 | Effective Date: | Issued by: Green Bay

Sample Preservation Receipt Form

Client Name: SET Engineering Project # 40243547

All containers needing preservation have been checked and noted below: Yes No N/A

Lab Lot# of pH paper:

Lab Std #ID of preservation, (if pH adjusted):

Initial when completed:

Date/Time:

Pace Lab #	Glass				Plastic				Vials				Jars				General				VOA Vials (>6mm)	H2SO4 pH ≤2	NaOH+Zn Act pH ≥9	NaOH pH ≥12	HNO3 pH ≤2	pH after adjusted	Volume (mL)							
	AG1U	BG1U	AG1H	AG4S	AG4U	AG5U	AG2S	BG3U	BP1U	BP3U	BP3B	BP3N	BP3S	VG9A	DG9T	VG9U	VG9H	VG9M	VG9D	JG9U								WG9U	WPFU	SP5T	ZPLC	GN		
001																													2.5/5/10					
002																													2.5/5/10					
003																													2.5/5/10					
004																													2.5/5/10					
005																													2.5/5/10					
006																													2.5/5/10					
007																													2.5/5/10					
008																													2.5/5/10					
009																													2.5/5/10					
010																													2.5/5/10					
011																													2.5/5/10					
012																													2.5/5/10					
013																													2.5/5/10					
014																													2.5/5/10					
015																													2.5/5/10					
016																													2.5/5/10					
017																													2.5/5/10					
018																													2.5/5/10					
019																													2.5/5/10					
020																													2.5/5/10					

Exceptions to preservation check: Coliform, TOC, TOX, TOH, O&G, WI DRO, Phenolics, Other: _____ Headspace in VOA Vials (>6mm): Yes No N/A *if yes look in headspace column

AG1U	1 liter amber glass	BP1U	1 liter plastic unpres	VG9A	40 mL clear ascorbic	JGFU	4 oz amber jar unpres
BG1U	1 liter clear glass	BP3U	250 mL plastic unpres	DG9T	40 mL amber Na Thio	JG9U	9 oz amber jar unpres
AG1H	1 liter amber glass HCL	BP3B	250 mL plastic NaOH	VG9U	40 mL clear vial unpres	WG9U	4 oz clear jar unpres
AG4S	125 mL amber glass H2SO4	BP3N	250 mL plastic HNO3	VG9H	40 mL clear vial HCL	WPFU	4 oz plastic jar unpres
AG4U	120 mL amber glass unpres	BP3S	250 mL plastic H2SO4	VG9M	40 mL clear vial MeOH	SP5T	120 mL plastic Na Thiosulfate
AG5U	100 mL amber glass unpres			VG9D	40 mL clear vial DI	ZPLC	ziploc bag
AG2S	500 mL amber glass H2SO4					GN	
BG3U	250 mL clear glass unpres						

Qualtrix Document ID: 41307

Pace Analytical Services, LLC

Sample Condition Upon Receipt Form (SCUR)

Project #:

Client Name: SET Engineering

WO#: 40243547

Courier: CS Logistics Fed Ex Speedee UPS Waltco
 Client Pace Other: _____



Tracking #: _____

Custody Seal on Cooler/Box Present: yes no Seals intact: yes no

Custody Seal on Samples Present: yes no Seals intact: yes no

Packing Material: Bubble Wrap Bubble Bags None Other

Thermometer Used SR-116 Type of Ice: Blue Dry None Samples on ice, cooling process has begun

Cooler Temperature Uncorr: 2 / Corr: 2.1

Temp Blank Present: yes no Biological Tissue is Frozen: yes no

Temp should be above freezing to 6°C.

Biota Samples may be received at ≤ 0°C if shipped on Dry Ice.

Person examining contents:
 Date: 4-16-22 / Initials: BP
 Labeled By Initials: MP

Chain of Custody Present:	<input checked="" type="checkbox"/> Yes <input type="checkbox"/> No <input type="checkbox"/> N/A	1. <u>CC 4-16-22</u>
Chain of Custody Filled Out:	<input checked="" type="checkbox"/> Yes <input type="checkbox"/> No <input type="checkbox"/> N/A	2.
Chain of Custody Relinquished:	<input checked="" type="checkbox"/> Yes <input type="checkbox"/> No <input type="checkbox"/> N/A	3.
Sampler <u>Name & Signature</u> on COC:	<input type="checkbox"/> Yes <input checked="" type="checkbox"/> No <input type="checkbox"/> N/A	4.
Samples Arrived within Hold Time:	<input checked="" type="checkbox"/> Yes <input type="checkbox"/> No	5.
- VOA Samples frozen upon receipt	<input type="checkbox"/> Yes <input type="checkbox"/> No	Date/Time:
Short Hold Time Analysis (<72hr):	<input type="checkbox"/> Yes <input checked="" type="checkbox"/> No	6.
Rush Turn Around Time Requested:	<input type="checkbox"/> Yes <input checked="" type="checkbox"/> No	7.
Sufficient Volume:		8.
For Analysis: <input checked="" type="checkbox"/> Yes <input type="checkbox"/> No MS/MSD: <input type="checkbox"/> Yes <input checked="" type="checkbox"/> No <input type="checkbox"/> N/A		
Correct Containers Used:	<input checked="" type="checkbox"/> Yes <input type="checkbox"/> No	9.
-Pace Containers Used:	<input checked="" type="checkbox"/> Yes <input type="checkbox"/> No <input type="checkbox"/> N/A	
-Pace IR Containers Used:	<input type="checkbox"/> Yes <input type="checkbox"/> No <input checked="" type="checkbox"/> N/A	
Containers Intact:	<input checked="" type="checkbox"/> Yes <input type="checkbox"/> No	10.
Filtered volume received for Dissolved tests	<input type="checkbox"/> Yes <input type="checkbox"/> No <input checked="" type="checkbox"/> N/A	11.
Sample Labels match COC:	<input checked="" type="checkbox"/> Yes <input type="checkbox"/> No <input type="checkbox"/> N/A	12.
-Includes date/time/ID/Analysis Matrix: <u>W</u>		
Trip Blank Present:	<input checked="" type="checkbox"/> Yes <input type="checkbox"/> No <input checked="" type="checkbox"/> N/A	13.
Trip Blank Custody Seals Present	<input checked="" type="checkbox"/> Yes <input type="checkbox"/> No <input checked="" type="checkbox"/> N/A	
Pace Trip Blank Lot # (if purchased): <u>477</u>		

Client Notification/ Resolution: _____ If checked, see attached form for additional comments
 Person Contacted: _____ Date/Time: _____
 Comments/ Resolution: _____

PM Review is documented electronically in LIMs. By releasing the project, the PM acknowledges they have reviewed the sample login

Page 2 of 2

QUALITY CONTROL DATA CROSS REFERENCE TABLE

Lab ID	Sample ID	QC Batch Method	QC Batch	Analytical Method	Analytical Batch
40243547011	PMW-2	SW3535	32941	PFAS-36	Q220427A_06
40243547012	SMW-4	SW3535	32941	PFAS-36	Q220427A_06
40243547012	SMW-4	SW3535	32941	PFAS-36	Q220428A_05
40243547013	MW-2	SW3535	32941	PFAS-36	Q220427A_06
40243547014	SPM-4	SW3535	32941	PFAS-36	A220510B_00

Reporting Flags

- A = Reporting Limit based on signal to noise (EDL)
- B = Less than 10x higher than method blank level
- C = Result obtained from confirmation analysis
- D = Result obtained from analysis of diluted sample
- E = Exceeds calibration range
- I = Interference present
- J = Estimated value
- L = Suppressive interference, analyte may be biased low
- Nn = Value obtained from additional analysis
- P = PCDE Interference
- R = Recovery outside target range
- S = Peak saturated
- U = Analyte not detected
- V = Result verified by confirmation analysis
- X = %D Exceeds limits
- Y = Calculated using average of daily RFs
- * = See Discussion

REPORT OF LABORATORY ANALYSIS

This report shall not be reproduced, except in full,
without the written consent of Pace Analytical Services, Inc.

Appendix B

Sample Analysis Summary



Sample Analysis Summary
 PFAS by Isotope Dilution

Client Sample ID	PMW-2	Extraction Date	04/26/2022 15:30
Lab Sample ID	40243547011	Total Amount Extracted	244mL
Lab File ID	Q220427A_071	Percent Moisture	N/A
Matrix	Non_Potable_Water	Ical ID	220425A01
Collected	04/15/2022 13:55	CCal File	Q220427A_069
Received	04/19/2022 13:10	Ending CCal File	Q220427A_079
		Blank File	Q220428A_009

Compound	Concentration (ng/L)	QL (ng/L)	RL (ng/L)	MDL (ng/L)	Dil.	CAS No.	Qual.	Analyzed
PFBA	29	2.1	0.45	0.45	1	375-22-4		04/28/2022 08:36
PFPeA	180	2.1	0.45	0.45	1	2706-90-3		04/28/2022 08:36
HFPO-DA	ND	2.1	0.54	0.54	1	13252-13-6		04/28/2022 08:36
PFBS	21	1.8	0.49	0.49	1	375-73-5		04/28/2022 08:36
PFHxA	140	2.1	0.45	0.45	1	307-24-4		04/28/2022 08:36
4:2 FTS	ND	1.9	0.57	0.57	1	757124-72-4		04/28/2022 08:36
PFPeS	3.8	1.9	0.49	0.49	1	2706-91-4		04/28/2022 08:36
PFHpA	100	2.1	0.56	0.56	1	375-85-9		04/28/2022 08:36
DONA	ND	1.9	0.53	0.53	1	919005-14-4		04/28/2022 08:36
PFHxS	11	1.9	0.52	0.52	1	355-46-4		04/28/2022 08:36
PFOA	130	2.1	0.60	0.60	1	335-67-1		04/28/2022 08:36
6:2 FTS	10	1.9	0.66	0.66	1	27619-97-2		04/28/2022 08:36
PFHpS	2.1	1.9	0.42	0.42	1	375-92-8		04/28/2022 08:36
PFNA	13	2.1	0.76	0.76	1	375-95-1		04/28/2022 08:36
PFOSAm	ND	2.1	0.84	0.84	1	754-91-6		04/28/2022 08:36
PFOS	89	1.9	0.56	0.56	1	1763-23-1		04/28/2022 08:36
MeFOSA	ND	2.1	0.52	0.52	1	31506-32-8		04/28/2022 08:36
PFDA	0.98 J	2.1	0.58	0.58	1	335-76-2		04/28/2022 08:36
EtFOSAm	ND	2.1	0.62	0.62	1	4151-50-2		04/28/2022 08:36
8:2 FTS	ND	2.0	0.67	0.67	1	39108-34-4		04/28/2022 08:36
9-CI-PF3ON	ND	1.9	0.31	0.31	1	756426-58-1		04/28/2022 08:36
PFNS	ND	2.0	0.46	0.46	1	68259-12-1		04/28/2022 08:36
PFUnDA	ND	2.1	0.55	0.55	1	2058-94-8		04/28/2022 08:36
NMeFOSAA	ND	2.1	0.45	0.45	1	2355-31-9		04/28/2022 08:36
NEtFOSAA	ND	2.1	0.57	0.57	1	2991-50-6		04/28/2022 08:36
PFDS	ND	2.0	0.46	0.46	1	335-77-3		04/28/2022 08:36
PFDOA	ND	2.1	0.50	0.50	1	307-55-1		04/28/2022 08:36
MeFOSE	ND	2.1	0.34	0.34	1	24448-09-7		04/28/2022 08:36
EtFOSE	ND	2.1	0.51	0.51	1	1691-99-2		04/28/2022 08:36
11-CI-PF3OUdS	ND	1.9	0.45	0.45	1	763051-92-9		04/28/2022 08:36
PFTTrDA	ND	2.1	0.64	0.64	1	72629-94-8		04/28/2022 08:36
PFDoS	ND	2.0	0.47	0.47	1	79780-39-5		04/28/2022 08:36
PFTDA	ND	2.1	0.49	0.49	1	376-06-7		04/28/2022 08:36

REPORT OF LABORATORY ANALYSIS

This report shall not be reproduced, except in full,
 without the written consent of Pace Analytical Services, LLC.



Sample Analysis Summary
 PFAS by Isotope Dilution

Client Sample ID	PMW-2	Extraction Date	04/26/2022 15:30
Lab Sample ID	40243547011	Total Amount Extracted	244mL
Lab File ID	Q220427A_071	Percent Moisture	N/A
Matrix	Non_Potable_Water	Ical ID	220425A01
Collected	04/15/2022 13:55	CCal File	Q220427A_069
Received	04/19/2022 13:10	Ending CCal File	Q220427A_079
		Blank File	Q220428A_009

Injection Internal Standards

Compound	Known Conc.	Conc. Found	%Recovery	Recovery Limits	Qualifiers	Analyzed
13C2 PFHxA	21	10	51	50-150		04/28/2022 08:36
13C4 PFOA	21	16	76	50-150		04/28/2022 08:36
13C2 PFDA	21	29	142	50-150		04/28/2022 08:36
13C4 PFOS	20	25	127	50-150		04/28/2022 08:36

Extracted Internal Standards

Compound	Known Conc.	Conc. Found	%Recovery	Recovery Limits	Qualifiers	Analyzed
13C4 PFBA	21	11	55	25-150		04/28/2022 08:36
13C5 PFPeA	21	10	49	25-150		04/28/2022 08:36
13C3 PFBS	19	15	79	25-150		04/28/2022 08:36
13C2 4:2FTS	19	43	223	25-150	R	04/28/2022 08:36
13C5 PFHxA	21	10	50	25-150		04/28/2022 08:36
13C4 PFHpA	21	15	74	25-150		04/28/2022 08:36
13C3 PFHxS	19	19	98	25-150		04/28/2022 08:36
13C2 6:2FTS	19	75	384	25-150	R	04/28/2022 08:36
13C8 PFOA	21	15	72	25-150		04/28/2022 08:36
13C9 PFNA	21	21	103	25-150		04/28/2022 08:36
13C8 PFOS	20	22	111	25-150		04/28/2022 08:36
13C2 8:2FTS	20	110	543	25-150	R	04/28/2022 08:36
13C6 PFDA	21	27	133	25-150		04/28/2022 08:36
d3-MeFOSAA	21	28	136	25-150		04/28/2022 08:36
13C8 PFOSA	21	21	101	25-150		04/28/2022 08:36
d5-EtFOSAA	21	39	191	25-150	R	04/28/2022 08:36
13C7 PFUdA	21	23	110	25-150		04/28/2022 08:36
13C2 PFDaA	21	21	103	25-150		04/28/2022 08:36
13C2 PFTeDA	21	36	175	25-150	R	04/28/2022 08:36
13C3 HFPO-DA	21	12	58	25-150		04/28/2022 08:36
d7-N-MeFOSE	21	12	57	10-150		04/28/2022 08:36
d9-N-EtFOSE	21	12	56	10-150		04/28/2022 08:36
d3-N-MeFOSA	21	11	53	10-150		04/28/2022 08:36
d5-N-EtFOSA	21	11	52	10-150		04/28/2022 08:36

REPORT OF LABORATORY ANALYSIS

This report shall not be reproduced, except in full,
 without the written consent of Pace Analytical Services, LLC.



Sample Analysis Summary
 PFAS by Isotope Dilution

Client Sample ID	PMW-2	Extraction Date	04/26/2022 15:30
Lab Sample ID	40243547011	Total Amount Extracted	244mL
Lab File ID	Q220427A_071	Percent Moisture	N/A
Matrix	Non_Potable_Water	Ical ID	220425A01
Collected	04/15/2022 13:55	CCal File	Q220427A_069
Received	04/19/2022 13:10	Ending CCal File	Q220427A_079
		Blank File	Q220428A_009

Injection Internal Standards

Compound	Ion Abund. Ratio	Reference Ratio	Retention Time	Reference Time	Signal to Noise	Qualifiers	Analyzed
13C2 PFHxA	N/A	N/A	6.19	6.19	30		04/28/2022 08:36
13C4 PFOA	N/A	N/A	7.47	7.51	55		04/28/2022 08:36
13C2 PFDA	N/A	N/A	8.77	8.80	50		04/28/2022 08:36
13C4 PFOS	N/A	N/A	9.23	9.25	23		04/28/2022 08:36

Extracted Internal Standards

Compound	Ion Abund. Ratio	Reference Ratio	Retention Time	Reference Time	Signal to Noise	Qualifiers	Analyzed
13C4 PFBA	N/A	N/A	4.70	4.79	38		04/28/2022 08:36
13C5 PFPeA	N/A	N/A	5.55	5.58	37		04/28/2022 08:36
13C3 PFBS	N/A	N/A	6.44	6.46	10		04/28/2022 08:36
13C2 4:2FTS	N/A	N/A	5.93	5.93	64	R	04/28/2022 08:36
13C5 PFHxA	N/A	N/A	6.20	6.22	27		04/28/2022 08:36
13C4 PFHpA	N/A	N/A	6.83	6.86	45		04/28/2022 08:36
13C3 PFHxS	N/A	N/A	7.87	7.88	17		04/28/2022 08:36
13C2 6:2FTS	N/A	N/A	7.14	7.16	13	R	04/28/2022 08:36
13C8 PFOA	N/A	N/A	7.47	7.49	48		04/28/2022 08:36
13C9 PFNA	N/A	N/A	8.12	8.14	61		04/28/2022 08:36
13C8 PFOS	N/A	N/A	9.23	9.23	27		04/28/2022 08:36
13C2 8:2FTS	N/A	N/A	8.40	8.42	33	R	04/28/2022 08:36
13C6 PFDA	N/A	N/A	8.77	8.79	45		04/28/2022 08:36
d3-MeFOSAA	N/A	N/A	8.67	8.69	51		04/28/2022 08:36
13C8 PFOSA	N/A	N/A	11.30	11.29	47		04/28/2022 08:36
d5-EtFOSAA	N/A	N/A	8.97	8.99	47	R	04/28/2022 08:36
13C7 PFUdA	N/A	N/A	9.43	9.44	10		04/28/2022 08:36
13C2 PFDoA	N/A	N/A	10.09	10.10	33		04/28/2022 08:36
13C2 PFTeDA	N/A	N/A	11.36	11.35	85	R	04/28/2022 08:36
13C3 HFPO-DA	N/A	N/A	6.45	6.49	23		04/28/2022 08:36
d7-N-MeFOSE	N/A	N/A	12.99	12.97	16		04/28/2022 08:36
d9-N-EtFOSE	N/A	N/A	13.48	13.45	29		04/28/2022 08:36
d3-N-MeFOSA	N/A	N/A	13.20	13.18	27		04/28/2022 08:36
d5-N-EtFOSA	N/A	N/A	13.65	13.62	35		04/28/2022 08:36

REPORT OF LABORATORY ANALYSIS

This report shall not be reproduced, except in full,
 without the written consent of Pace Analytical Services, LLC.



Sample Analysis Summary
 PFAS by Isotope Dilution

Client Sample ID	PMW-2	Extraction Date	04/26/2022 15:30
Lab Sample ID	40243547011	Total Amount Extracted	244mL
Lab File ID	Q220427A_071	Percent Moisture	N/A
Matrix	Non_Potable_Water	Ical ID	220425A01
Collected	04/15/2022 13:55	CCal File	Q220427A_069
Received	04/19/2022 13:10	Ending CCal File	Q220427A_079
		Blank File	Q220428A_009

Native Analytes

Compound	Ion Abund. Ratio	Reference Ratio	Retention Time	Reference Time	Signal to Noise	Qualifiers	Analyzed
PFBA	N/A	N/A	4.81	4.82	9		04/28/2022 08:36
PFPeA	N/A	N/A	5.55	5.57	10		04/28/2022 08:36
HFPO-DA	0.00	0.51	0.00	6.46	ND		04/28/2022 08:36
PFBS	0.38	0.33	6.45	6.52	41		04/28/2022 08:36
PFHxA	0.08	0.07	6.21	6.20	15		04/28/2022 08:36
4:2 FTS	0.00	1.10	0.00	5.93	ND		04/28/2022 08:36
PFPeS	0.23	0.35	7.18	7.23	24		04/28/2022 08:36
PFHpA	0.40	0.54	6.85	6.82	84		04/28/2022 08:36
DONA	0.00	0.46	0.00	7.04	ND		04/28/2022 08:36
PFHxS	0.27	0.31	7.88	7.91	80		04/28/2022 08:36
PFOA	0.36	0.28	7.48	7.50	18		04/28/2022 08:36
6:2 FTS	1.10	1.40	7.14	7.16	23		04/28/2022 08:36
PFHpS	0.35	0.37	8.57	8.59	40		04/28/2022 08:36
PFNA	0.29	0.27	8.13	8.15	16		04/28/2022 08:36
PFOSAm	N/A	N/A	11.31	11.30	ND		04/28/2022 08:36
PFOS	0.22	0.26	9.18	9.25	10		04/28/2022 08:36
MeFOSA	0.00	0.50	0.00	13.20	ND		04/28/2022 08:36
PFDA	0.15	0.17	8.78	8.80	53	J	04/28/2022 08:36
EtFOSAm	0.00	0.43	0.00	13.64	ND		04/28/2022 08:36
8:2 FTS	0.85	1.40	8.39	8.43	ND		04/28/2022 08:36
9-CI-PF3ON	0.00	0.04	0.00	9.72	ND		04/28/2022 08:36
PFNS	0.00	0.26	0.00	9.90	ND		04/28/2022 08:36
PFUnDA	0.00	0.15	0.00	9.45	ND		04/28/2022 08:36
NMeFOSAA	0.00	0.67	0.00	8.70	ND		04/28/2022 08:36
NEtFOSAA	0.00	0.49	0.00	9.05	ND		04/28/2022 08:36
PFDS	0.00	0.28	0.00	10.54	ND		04/28/2022 08:36
PFDOA	0.27	0.19	10.10	10.08	ND		04/28/2022 08:36
MeFOSE	N/A	N/A	0.00	13.02	ND		04/28/2022 08:36
EtFOSE	0.00	0.00	0.00	13.50	ND		04/28/2022 08:36
11-CI-PF3OUdS	0.00	0.03	0.00	10.99	ND		04/28/2022 08:36
PFTrDA	0.00	0.23	0.00	10.74	ND		04/28/2022 08:36
PFDoS	0.00	0.24	0.00	11.72	ND		04/28/2022 08:36
PFTDA	0.00	0.14	0.00	11.36	ND		04/28/2022 08:36

REPORT OF LABORATORY ANALYSIS

This report shall not be reproduced, except in full,
 without the written consent of Pace Analytical Services, LLC.



Sample Analysis Summary
 PFAS by Isotope Dilution

Client Sample ID SMW-4
 Lab Sample ID 40243547012
 Lab File ID Q220427A_072
 Matrix Non_Potable_Water
 Collected 04/15/2022 14:50
 Received 04/19/2022 13:10

Extraction Date 04/26/2022 15:30
 Total Amount Extracted 240mL
 Percent Moisture N/A
 Ical ID 220425A01
 CCal File Q220427A_069
 Ending CCal File Q220427A_079
 Blank File Q220428A_009

Compound	Concentration (ng/L)	QL (ng/L)	RL (ng/L)	MDL (ng/L)	Dil.	CAS No.	Qual.	Analyzed
PFBA	60	2.1	0.46	0.46	1	375-22-4		04/28/2022 08:54
PFPeA	240 D	4.2	0.91	0.91	2	2706-90-3		04/29/2022 04:44
HFPO-DA	ND	2.1	0.55	0.55	1	13252-13-6		04/28/2022 08:54
PFBS	15	1.8	0.49	0.49	1	375-73-5		04/28/2022 08:54
PFHxA	140	2.1	0.46	0.46	1	307-24-4		04/28/2022 08:54
4:2 FTS	ND	1.9	0.58	0.58	1	757124-72-4		04/28/2022 08:54
PFPeS	5.7	2.0	0.49	0.49	1	2706-91-4		04/28/2022 08:54
PFHpA	92	2.1	0.57	0.57	1	375-85-9		04/28/2022 08:54
DONA	ND	2.0	0.53	0.53	1	919005-14-4		04/28/2022 08:54
PFHxS	26	1.9	0.53	0.53	1	355-46-4		04/28/2022 08:54
PFOA	250 D	4.2	1.2	1.2	2	335-67-1		04/29/2022 04:44
6:2 FTS	1.5 J	2.0	0.67	0.67	1	27619-97-2		04/28/2022 08:54
PFHpS	5.2	2.0	0.43	0.43	1	375-92-8		04/28/2022 08:54
PFNA	28	2.1	0.77	0.77	1	375-95-1		04/28/2022 08:54
PFOSAm	ND	2.1	0.85	0.85	1	754-91-6		04/28/2022 08:54
PFOS	210 D	3.8	1.1	1.1	2	1763-23-1		04/29/2022 04:44
MeFOSA	ND	2.1	0.53	0.53	1	31506-32-8		04/28/2022 08:54
PFDA	6.5	2.1	0.59	0.59	1	335-76-2		04/28/2022 08:54
EtFOSAm	ND	2.1	0.63	0.63	1	4151-50-2		04/28/2022 08:54
8:2 FTS	ND	2.0	0.68	0.68	1	39108-34-4		04/28/2022 08:54
9-CI-PF3ON	ND	1.9	0.32	0.32	1	756426-58-1		04/28/2022 08:54
PFNS	ND	2.0	0.46	0.46	1	68259-12-1		04/28/2022 08:54
PFUnDA	ND	2.1	0.56	0.56	1	2058-94-8		04/28/2022 08:54
NMeFOSAA	ND	2.1	0.45	0.45	1	2355-31-9		04/28/2022 08:54
NEtFOSAA	ND	2.1	0.58	0.58	1	2991-50-6		04/28/2022 08:54
PFDS	ND	2.0	0.47	0.47	1	335-77-3		04/28/2022 08:54
PFDOA	ND	2.1	0.50	0.50	1	307-55-1		04/28/2022 08:54
MeFOSE	ND	2.1	0.34	0.34	1	24448-09-7		04/28/2022 08:54
EtFOSE	ND	2.1	0.52	0.52	1	1691-99-2		04/28/2022 08:54
11-CI-PF3OUdS	ND	2.0	0.45	0.45	1	763051-92-9		04/28/2022 08:54
PFTTrDA	ND	2.1	0.65	0.65	1	72629-94-8		04/28/2022 08:54
PFDoS	ND	2.0	0.48	0.48	1	79780-39-5		04/28/2022 08:54
PFTDA	ND	2.1	0.50	0.50	1	376-06-7		04/28/2022 08:54

REPORT OF LABORATORY ANALYSIS

This report shall not be reproduced, except in full,
 without the written consent of Pace Analytical Services, LLC.



Sample Analysis Summary
 PFAS by Isotope Dilution

Client Sample ID	SMW-4	Extraction Date	04/26/2022 15:30
Lab Sample ID	40243547012	Total Amount Extracted	240mL
Lab File ID	Q220427A_072	Percent Moisture	N/A
Matrix	Non_Potable_Water	Ical ID	220425A01
Collected	04/15/2022 14:50	CCal File	Q220427A_069
Received	04/19/2022 13:10	Ending CCal File	Q220427A_079
		Blank File	Q220428A_009

Injection Internal Standards

Compound	Known Conc.	Conc. Found	%Recovery	Recovery Limits	Qualifiers	Analyzed
13C2 PFHxA	21	13	60	50-150		04/28/2022 08:54
13C4 PFOA	21	16	79	50-150		04/28/2022 08:54
13C2 PFDA	21	23	109	50-150		04/28/2022 08:54
13C4 PFOS	20	22	112	50-150		04/28/2022 08:54

Extracted Internal Standards

Compound	Known Conc.	Conc. Found	%Recovery	Recovery Limits	Qualifiers	Analyzed
13C4 PFBA	21	13	65	25-150		04/28/2022 08:54
13C5 PFPeA	21	17	80	25-150	D	04/29/2022 04:44
13C3 PFBS	19	14	72	25-150		04/28/2022 08:54
13C2 4:2FTS	19	42	216	25-150	R	04/28/2022 08:54
13C5 PFHxA	21	12	58	25-150		04/28/2022 08:54
13C4 PFHpA	21	15	71	25-150		04/28/2022 08:54
13C3 PFHxS	20	17	88	25-150		04/28/2022 08:54
13C2 6:2FTS	20	68	343	25-150	R	04/28/2022 08:54
13C8 PFOA	21	18	87	25-150	D	04/29/2022 04:44
13C9 PFNA	21	20	96	25-150		04/28/2022 08:54
13C8 PFOS	20	24	120	25-150	D	04/29/2022 04:44
13C2 8:2FTS	20	73	368	25-150	R	04/28/2022 08:54
13C6 PFDA	21	19	93	25-150		04/28/2022 08:54
d3-MeFOSAA	21	16	77	25-150		04/28/2022 08:54
13C8 PFOSA	21	18	87	25-150		04/28/2022 08:54
d5-EtFOSAA	21	21	101	25-150		04/28/2022 08:54
13C7 PFUdA	21	14	68	25-150		04/28/2022 08:54
13C2 PFDoA	21	14	68	25-150		04/28/2022 08:54
13C2 PFTeDA	21	17	80	25-150		04/28/2022 08:54
13C3 HFPO-DA	21	13	61	25-150		04/28/2022 08:54
d7-N-MeFOSE	21	9.5	46	10-150		04/28/2022 08:54
d9-N-EtFOSE	21	8.3	40	10-150		04/28/2022 08:54
d3-N-MeFOSA	21	9.5	46	10-150		04/28/2022 08:54
d5-N-EtFOSA	21	8.6	41	10-150		04/28/2022 08:54

REPORT OF LABORATORY ANALYSIS

This report shall not be reproduced, except in full,
 without the written consent of Pace Analytical Services, LLC.



Sample Analysis Summary
 PFAS by Isotope Dilution

Client Sample ID	SMW-4	Extraction Date	04/26/2022 15:30
Lab Sample ID	40243547012	Total Amount Extracted	240mL
Lab File ID	Q220427A_072	Percent Moisture	N/A
Matrix	Non_Potable_Water	Ical ID	220425A01
Collected	04/15/2022 14:50	CCal File	Q220427A_069
Received	04/19/2022 13:10	Ending CCal File	Q220427A_079
		Blank File	Q220428A_009

Injection Internal Standards

Compound	Ion Abund. Ratio	Reference Ratio	Retention Time	Reference Time	Signal to Noise	Qualifiers	Analyzed
13C2 PFHxA	N/A	N/A	6.20	6.19	36		04/28/2022 08:54
13C4 PFOA	N/A	N/A	7.47	7.51	57		04/28/2022 08:54
13C2 PFDA	N/A	N/A	8.77	8.80	55		04/28/2022 08:54
13C4 PFOS	N/A	N/A	9.22	9.25	41		04/28/2022 08:54

Extracted Internal Standards

Compound	Ion Abund. Ratio	Reference Ratio	Retention Time	Reference Time	Signal to Noise	Qualifiers	Analyzed
13C4 PFBA	N/A	N/A	4.77	4.79	40		04/28/2022 08:54
13C5 PFPeA	N/A	N/A	5.55	5.58	48	D	04/29/2022 04:44
13C3 PFBS	N/A	N/A	6.45	6.46	20		04/28/2022 08:54
13C2 4:2FTS	N/A	N/A	5.93	5.93	82	R	04/28/2022 08:54
13C5 PFHxA	N/A	N/A	6.20	6.22	38		04/28/2022 08:54
13C4 PFHpA	N/A	N/A	6.84	6.86	53		04/28/2022 08:54
13C3 PFHxS	N/A	N/A	7.87	7.88	35		04/28/2022 08:54
13C2 6:2FTS	N/A	N/A	7.14	7.16	17	R	04/28/2022 08:54
13C8 PFOA	N/A	N/A	7.46	7.49	46	D	04/29/2022 04:44
13C9 PFNA	N/A	N/A	8.12	8.14	75		04/28/2022 08:54
13C8 PFOS	N/A	N/A	9.21	9.23	36	D	04/29/2022 04:44
13C2 8:2FTS	N/A	N/A	8.40	8.42	31	R	04/28/2022 08:54
13C6 PFDA	N/A	N/A	8.77	8.79	43		04/28/2022 08:54
d3-MeFOSAA	N/A	N/A	8.67	8.69	54		04/28/2022 08:54
13C8 PFOSA	N/A	N/A	11.29	11.29	49		04/28/2022 08:54
d5-EtFOSAA	N/A	N/A	8.97	8.99	56		04/28/2022 08:54
13C7 PFUdA	N/A	N/A	9.43	9.44	81		04/28/2022 08:54
13C2 PFDoA	N/A	N/A	10.09	10.10	31		04/28/2022 08:54
13C2 PFTeDA	N/A	N/A	11.35	11.35	68		04/28/2022 08:54
13C3 HFPO-DA	N/A	N/A	6.46	6.49	28		04/28/2022 08:54
d7-N-MeFOSE	N/A	N/A	12.99	12.97	12		04/28/2022 08:54
d9-N-EtFOSE	N/A	N/A	13.47	13.45	19		04/28/2022 08:54
d3-N-MeFOSA	N/A	N/A	13.20	13.18	29		04/28/2022 08:54
d5-N-EtFOSA	N/A	N/A	13.64	13.62	46		04/28/2022 08:54

REPORT OF LABORATORY ANALYSIS

This report shall not be reproduced, except in full,
 without the written consent of Pace Analytical Services, LLC.



Sample Analysis Summary
 PFAS by Isotope Dilution

Client Sample ID	SMW-4	Extraction Date	04/26/2022 15:30
Lab Sample ID	40243547012	Total Amount Extracted	240mL
Lab File ID	Q220427A_072	Percent Moisture	N/A
Matrix	Non_Potable_Water	Ical ID	220425A01
Collected	04/15/2022 14:50	CCal File	Q220427A_069
Received	04/19/2022 13:10	Ending CCal File	Q220427A_079
		Blank File	Q220428A_009

Native Analytes

Compound	Ion Abund. Ratio	Reference Ratio	Retention Time	Reference Time	Signal to Noise	Qualifiers	Analyzed
PFBA	N/A	N/A	4.77	4.82	15		04/28/2022 08:54
PFPeA	N/A	N/A	5.55	5.57	12	D	04/29/2022 04:44
HFPO-DA	0.00	0.51	0.00	6.46	ND		04/28/2022 08:54
PFBS	0.35	0.33	6.46	6.52	47		04/28/2022 08:54
PFHxA	0.08	0.07	6.21	6.20	12		04/28/2022 08:54
4:2 FTS	0.00	1.10	0.00	5.93	ND		04/28/2022 08:54
PFPeS	0.38	0.35	7.18	7.23	74		04/28/2022 08:54
PFHpA	0.43	0.54	6.84	6.82	71		04/28/2022 08:54
DONA	0.00	0.46	0.00	7.04	ND		04/28/2022 08:54
PFHxS	0.29	0.31	7.88	7.91	17		04/28/2022 08:54
PFOA	0.37	0.35	7.47	7.50	19	D	04/29/2022 04:44
6:2 FTS	1.30	1.40	7.14	7.16	13	J	04/28/2022 08:54
PFHpS	0.36	0.37	8.57	8.59	81		04/28/2022 08:54
PFNA	0.26	0.27	8.12	8.15	21		04/28/2022 08:54
PFOSAm	N/A	N/A	11.30	11.30	ND		04/28/2022 08:54
PFOS	0.22	0.24	9.23	9.25	15	D	04/29/2022 04:44
MeFOSA	0.00	0.50	0.00	13.20	ND		04/28/2022 08:54
PFDA	0.18	0.17	8.78	8.80	16		04/28/2022 08:54
EtFOSAm	0.00	0.43	0.00	13.64	ND		04/28/2022 08:54
8:2 FTS	1.50	1.40	8.41	8.43	ND		04/28/2022 08:54
9-CI-PF3ON	0.00	0.04	0.00	9.72	ND		04/28/2022 08:54
PFNS	0.00	0.26	0.00	9.90	ND		04/28/2022 08:54
PFUnDA	0.12	0.15	9.44	9.45	ND		04/28/2022 08:54
NMeFOSAA	0.00	0.67	0.00	8.70	ND		04/28/2022 08:54
NEtFOSAA	0.00	0.49	0.00	9.05	ND		04/28/2022 08:54
PFDS	0.27	0.28	10.54	10.54	ND		04/28/2022 08:54
PFDOA	0.00	0.19	0.00	10.08	ND		04/28/2022 08:54
MeFOSE	N/A	N/A	0.00	13.02	ND		04/28/2022 08:54
EtFOSE	0.00	0.00	0.00	13.50	ND		04/28/2022 08:54
11-CI-PF3OUdS	0.00	0.03	0.00	10.99	ND		04/28/2022 08:54
PFTTrDA	0.00	0.23	0.00	10.74	ND		04/28/2022 08:54
PFDoS	0.00	0.24	0.00	11.72	ND		04/28/2022 08:54
PFTDA	0.00	0.14	0.00	11.36	ND		04/28/2022 08:54

REPORT OF LABORATORY ANALYSIS

This report shall not be reproduced, except in full,
 without the written consent of Pace Analytical Services, LLC.



Sample Analysis Summary
 PFAS by Isotope Dilution

Client Sample ID MW-2
 Lab Sample ID 40243547013
 Lab File ID Q220427A_073
 Matrix Non_Potable_Water
 Collected 04/15/2022 15:25
 Received 04/19/2022 13:10

Extraction Date 04/26/2022 15:30
 Total Amount Extracted 239mL
 Percent Moisture N/A
 Ical ID 220425A01
 CCal File Q220427A_069
 Ending CCal File Q220427A_079
 Blank File Q220428A_009

Compound	Concentration (ng/L)	QL (ng/L)	RL (ng/L)	MDL (ng/L)	Dil.	CAS No.	Qual.	Analyzed
PFBA	72	2.1	0.46	0.46	1	375-22-4		04/28/2022 09:13
PFPeA	200	2.1	0.46	0.46	1	2706-90-3		04/28/2022 09:13
HFPO-DA	ND	2.1	0.55	0.55	1	13252-13-6		04/28/2022 09:13
PFBS	18	1.9	0.49	0.49	1	375-73-5		04/28/2022 09:13
PFHxA	160	2.1	0.46	0.46	1	307-24-4		04/28/2022 09:13
4:2 FTS	ND	2.0	0.58	0.58	1	757124-72-4		04/28/2022 09:13
PFPeS	4.0	2.0	0.50	0.50	1	2706-91-4		04/28/2022 09:13
PFHpA	100	2.1	0.58	0.58	1	375-85-9		04/28/2022 09:13
DONA	ND	2.0	0.54	0.54	1	919005-14-4		04/28/2022 09:13
PFHxS	18	1.9	0.53	0.53	1	355-46-4		04/28/2022 09:13
PFOA	160	2.1	0.61	0.61	1	335-67-1		04/28/2022 09:13
6:2 FTS	1.4 J	2.0	0.67	0.67	1	27619-97-2		04/28/2022 09:13
PFHpS	2.5	2.0	0.43	0.43	1	375-92-8		04/28/2022 09:13
PFNA	21	2.1	0.77	0.77	1	375-95-1		04/28/2022 09:13
PFOSAm	ND	2.1	0.86	0.86	1	754-91-6		04/28/2022 09:13
PFOS	110	1.9	0.57	0.57	1	1763-23-1		04/28/2022 09:13
MeFOSA	ND	2.1	0.53	0.53	1	31506-32-8		04/28/2022 09:13
PFDA	2.4	2.1	0.59	0.59	1	335-76-2		04/28/2022 09:13
EtFOSAm	ND	2.1	0.64	0.64	1	4151-50-2		04/28/2022 09:13
8:2 FTS	ND	2.0	0.68	0.68	1	39108-34-4		04/28/2022 09:13
9-CI-PF3ON	ND	1.9	0.32	0.32	1	756426-58-1		04/28/2022 09:13
PFNS	ND	2.0	0.47	0.47	1	68259-12-1		04/28/2022 09:13
PFUnDA	ND	2.1	0.56	0.56	1	2058-94-8		04/28/2022 09:13
NMeFOSAA	ND	2.1	0.45	0.45	1	2355-31-9		04/28/2022 09:13
NEtFOSAA	ND	2.1	0.58	0.58	1	2991-50-6		04/28/2022 09:13
PFDS	ND	2.0	0.47	0.47	1	335-77-3		04/28/2022 09:13
PFDOA	ND	2.1	0.51	0.51	1	307-55-1		04/28/2022 09:13
MeFOSE	ND	2.1	0.34	0.34	1	24448-09-7		04/28/2022 09:13
EtFOSE	ND	2.1	0.52	0.52	1	1691-99-2		04/28/2022 09:13
11-CI-PF3OUdS	ND	2.0	0.46	0.46	1	763051-92-9		04/28/2022 09:13
PFTTrDA	ND	2.1	0.65	0.65	1	72629-94-8		04/28/2022 09:13
PFDoS	ND	2.0	0.48	0.48	1	79780-39-5		04/28/2022 09:13
PFTDA	ND	2.1	0.50	0.50	1	376-06-7		04/28/2022 09:13

REPORT OF LABORATORY ANALYSIS

This report shall not be reproduced, except in full,
 without the written consent of Pace Analytical Services, LLC.



Sample Analysis Summary
 PFAS by Isotope Dilution

Client Sample ID	MW-2	Extraction Date	04/26/2022 15:30
Lab Sample ID	40243547013	Total Amount Extracted	239mL
Lab File ID	Q220427A_073	Percent Moisture	N/A
Matrix	Non_Potable_Water	Ical ID	220425A01
Collected	04/15/2022 15:25	CCal File	Q220427A_069
Received	04/19/2022 13:10	Ending CCal File	Q220427A_079
		Blank File	Q220428A_009

Injection Internal Standards

Compound	Known Conc.	Conc. Found	%Recovery	Recovery Limits	Qualifiers	Analyzed
13C2 PFHxA	21	12	56	50-150		04/28/2022 09:13
13C4 PFOA	21	16	78	50-150		04/28/2022 09:13
13C2 PFDA	21	23	109	50-150		04/28/2022 09:13
13C4 PFOS	20	25	126	50-150		04/28/2022 09:13

Extracted Internal Standards

Compound	Known Conc.	Conc. Found	%Recovery	Recovery Limits	Qualifiers	Analyzed
13C4 PFBA	21	13	62	25-150		04/28/2022 09:13
13C5 PFPeA	21	12	56	25-150		04/28/2022 09:13
13C3 PFBS	19	15	77	25-150		04/28/2022 09:13
13C2 4:2FTS	20	49	249	25-150	R	04/28/2022 09:13
13C5 PFHxA	21	10	49	25-150		04/28/2022 09:13
13C4 PFHpA	21	16	78	25-150		04/28/2022 09:13
13C3 PFHxS	20	20	102	25-150		04/28/2022 09:13
13C2 6:2FTS	20	86	432	25-150	R	04/28/2022 09:13
13C8 PFOA	21	17	83	25-150		04/28/2022 09:13
13C9 PFNA	21	24	116	25-150		04/28/2022 09:13
13C8 PFOS	20	22	111	25-150		04/28/2022 09:13
13C2 8:2FTS	20	100	524	25-150	R	04/28/2022 09:13
13C6 PFDA	21	25	119	25-150		04/28/2022 09:13
d3-MeFOSAA	21	20	94	25-150		04/28/2022 09:13
13C8 PFOSA	21	18	85	25-150		04/28/2022 09:13
d5-EtFOSAA	21	26	123	25-150		04/28/2022 09:13
13C7 PFUdA	21	19	89	25-150		04/28/2022 09:13
13C2 PFDaA	21	17	81	25-150		04/28/2022 09:13
13C2 PFTeDA	21	20	96	25-150		04/28/2022 09:13
13C3 HFPO-DA	21	12	56	25-150		04/28/2022 09:13
d7-N-MeFOSE	21	7.4	36	10-150		04/28/2022 09:13
d9-N-EtFOSE	21	6.7	32	10-150		04/28/2022 09:13
d3-N-MeFOSA	21	2.3	11	10-150		04/28/2022 09:13
d5-N-EtFOSA	21	2.2	10	10-150		04/28/2022 09:13

REPORT OF LABORATORY ANALYSIS

This report shall not be reproduced, except in full,
 without the written consent of Pace Analytical Services, LLC.



Sample Analysis Summary
 PFAS by Isotope Dilution

Client Sample ID	MW-2	Extraction Date	04/26/2022 15:30
Lab Sample ID	40243547013	Total Amount Extracted	239mL
Lab File ID	Q220427A_073	Percent Moisture	N/A
Matrix	Non_Potable_Water	Ical ID	220425A01
Collected	04/15/2022 15:25	CCal File	Q220427A_069
Received	04/19/2022 13:10	Ending CCal File	Q220427A_079
		Blank File	Q220428A_009

Injection Internal Standards

Compound	Ion Abund. Ratio	Reference Ratio	Retention Time	Reference Time	Signal to Noise	Qualifiers	Analyzed
13C2 PFHxA	N/A	N/A	6.20	6.19	28		04/28/2022 09:13
13C4 PFOA	N/A	N/A	7.48	7.51	54		04/28/2022 09:13
13C2 PFDA	N/A	N/A	8.78	8.80	52		04/28/2022 09:13
13C4 PFOS	N/A	N/A	9.23	9.25	25		04/28/2022 09:13

Extracted Internal Standards

Compound	Ion Abund. Ratio	Reference Ratio	Retention Time	Reference Time	Signal to Noise	Qualifiers	Analyzed
13C4 PFBA	N/A	N/A	4.75	4.79	38		04/28/2022 09:13
13C5 PFPeA	N/A	N/A	5.55	5.58	42		04/28/2022 09:13
13C3 PFBS	N/A	N/A	6.44	6.46	13		04/28/2022 09:13
13C2 4:2FTS	N/A	N/A	5.93	5.93	64	R	04/28/2022 09:13
13C5 PFHxA	N/A	N/A	6.20	6.22	25		04/28/2022 09:13
13C4 PFHpA	N/A	N/A	6.84	6.86	51		04/28/2022 09:13
13C3 PFHxS	N/A	N/A	7.88	7.88	20		04/28/2022 09:13
13C2 6:2FTS	N/A	N/A	7.14	7.16	16	R	04/28/2022 09:13
13C8 PFOA	N/A	N/A	7.48	7.49	54		04/28/2022 09:13
13C9 PFNA	N/A	N/A	8.13	8.14	89		04/28/2022 09:13
13C8 PFOS	N/A	N/A	9.23	9.23	32		04/28/2022 09:13
13C2 8:2FTS	N/A	N/A	8.41	8.42	31	R	04/28/2022 09:13
13C6 PFDA	N/A	N/A	8.78	8.79	63		04/28/2022 09:13
d3-MeFOSAA	N/A	N/A	8.68	8.69	45		04/28/2022 09:13
13C8 PFOSA	N/A	N/A	11.29	11.29	53		04/28/2022 09:13
d5-EtFOSAA	N/A	N/A	8.98	8.99	58		04/28/2022 09:13
13C7 PFUdA	N/A	N/A	9.44	9.44	75		04/28/2022 09:13
13C2 PFDoA	N/A	N/A	10.09	10.10	32		04/28/2022 09:13
13C2 PFTeDA	N/A	N/A	11.35	11.35	80		04/28/2022 09:13
13C3 HFPO-DA	N/A	N/A	6.46	6.49	23		04/28/2022 09:13
d7-N-MeFOSE	N/A	N/A	12.99	12.97	12		04/28/2022 09:13
d9-N-EtFOSE	N/A	N/A	13.47	13.45	24		04/28/2022 09:13
d3-N-MeFOSA	N/A	N/A	13.19	13.18	24		04/28/2022 09:13
d5-N-EtFOSA	N/A	N/A	13.64	13.62	29		04/28/2022 09:13

REPORT OF LABORATORY ANALYSIS

This report shall not be reproduced, except in full,
 without the written consent of Pace Analytical Services, LLC.



Sample Analysis Summary
 PFAS by Isotope Dilution

Client Sample ID	MW-2	Extraction Date	04/26/2022 15:30
Lab Sample ID	40243547013	Total Amount Extracted	239mL
Lab File ID	Q220427A_073	Percent Moisture	N/A
Matrix	Non_Potable_Water	Ical ID	220425A01
Collected	04/15/2022 15:25	CCal File	Q220427A_069
Received	04/19/2022 13:10	Ending CCal File	Q220427A_079
		Blank File	Q220428A_009

Native Analytes

Compound	Ion Abund. Ratio	Reference Ratio	Retention Time	Reference Time	Signal to Noise	Qualifiers	Analyzed
PFBA	N/A	N/A	4.80	4.82	23		04/28/2022 09:13
PFPeA	N/A	N/A	5.56	5.57	11		04/28/2022 09:13
HFPO-DA	0.00	0.51	0.00	6.46	ND		04/28/2022 09:13
PFBS	0.36	0.33	6.45	6.52	73		04/28/2022 09:13
PFHxA	0.08	0.07	6.21	6.20	15		04/28/2022 09:13
4:2 FTS	0.00	1.10	0.00	5.93	ND		04/28/2022 09:13
PFPeS	0.35	0.35	7.19	7.23	57		04/28/2022 09:13
PFHpA	0.38	0.54	6.84	6.82	74		04/28/2022 09:13
DONA	0.00	0.46	0.00	7.04	ND		04/28/2022 09:13
PFHxS	0.29	0.31	7.89	7.91	10		04/28/2022 09:13
PFOA	0.36	0.28	7.48	7.50	19		04/28/2022 09:13
6:2 FTS	1.20	1.40	7.14	7.16	10	J	04/28/2022 09:13
PFHpS	0.43	0.37	8.58	8.59	47		04/28/2022 09:13
PFNA	0.26	0.27	8.14	8.15	22		04/28/2022 09:13
PFOSAm	N/A	N/A	11.30	11.30	ND		04/28/2022 09:13
PFOS	0.23	0.26	9.24	9.25	12		04/28/2022 09:13
MeFOSA	0.00	0.50	0.00	13.20	ND		04/28/2022 09:13
PFDA	0.18	0.17	8.79	8.80	86		04/28/2022 09:13
EtFOSAm	0.00	0.43	0.00	13.64	ND		04/28/2022 09:13
8:2 FTS	1.90	1.40	8.41	8.43	ND		04/28/2022 09:13
9-CI-PF3ON	0.00	0.04	0.00	9.72	ND		04/28/2022 09:13
PFNS	0.00	0.26	0.00	9.90	ND		04/28/2022 09:13
PFUnDA	0.14	0.15	9.44	9.45	ND		04/28/2022 09:13
NMeFOSAA	0.00	0.67	0.00	8.70	ND		04/28/2022 09:13
NEtFOSAA	0.00	0.49	0.00	9.05	ND		04/28/2022 09:13
PFDS	0.25	0.28	10.54	10.54	ND		04/28/2022 09:13
PFDOA	0.00	0.19	0.00	10.08	ND		04/28/2022 09:13
MeFOSE	N/A	N/A	0.00	13.02	ND		04/28/2022 09:13
EtFOSE	0.00	0.00	0.00	13.50	ND		04/28/2022 09:13
11-CI-PF3OUdS	0.00	0.03	0.00	10.99	ND		04/28/2022 09:13
PFTrDA	0.00	0.23	0.00	10.74	ND		04/28/2022 09:13
PFDoS	0.00	0.24	0.00	11.72	ND		04/28/2022 09:13
PFTDA	0.00	0.14	0.00	11.36	ND		04/28/2022 09:13

REPORT OF LABORATORY ANALYSIS

This report shall not be reproduced, except in full,
 without the written consent of Pace Analytical Services, LLC.



Sample Analysis Summary
 PFAS by Isotope Dilution

Client Sample ID	SPM-4	Extraction Date	04/26/2022 15:30
Lab Sample ID	40243547014	Total Amount Extracted	247mL
Lab File ID	A220510B_005	Percent Moisture	N/A
Matrix	Non_Potable_Water	Ical ID	220510A03
Collected	04/15/2022 16:10	CCal File	A220510B_002
Received	04/19/2022 13:10	Ending CCal File	A220510B_016
		Blank File	Q220428A_009

Compound	Concentration (ng/L)	QL (ng/L)	RL (ng/L)	MDL (ng/L)	Dil.	CAS No.	Qual.	Analyzed
PFBA	72	2.0	0.45	0.45	1	375-22-4		05/10/2022 15:04
PFPeA	180	2.0	0.44	0.44	1	2706-90-3		05/10/2022 15:04
HFPO-DA	ND	2.0	0.54	0.54	1	13252-13-6		05/10/2022 15:04
PFBS	34	1.8	0.48	0.48	1	375-73-5		05/10/2022 15:04
PFHxA	97	2.0	0.44	0.44	1	307-24-4		05/10/2022 15:04
4:2 FTS	ND	1.9	0.56	0.56	1	757124-72-4		05/10/2022 15:04
PFPeS	2.6	1.9	0.48	0.48	1	2706-91-4		05/10/2022 15:04
PFHpA	63	2.0	0.56	0.56	1	375-85-9		05/10/2022 15:04
DONA	ND	1.9	0.52	0.52	1	919005-14-4		05/10/2022 15:04
PFHxS	10	1.8	0.51	0.51	1	355-46-4		05/10/2022 15:04
PFOA	100	2.0	0.59	0.59	1	335-67-1		05/10/2022 15:04
6:2 FTS	2.7	1.9	0.65	0.65	1	27619-97-2		05/10/2022 15:04
PFHpS	1.3 J	1.9	0.42	0.42	1	375-92-8		05/10/2022 15:04
PFNA	12	2.0	0.75	0.75	1	375-95-1		05/10/2022 15:04
PFOSAm	ND	2.0	0.83	0.83	1	754-91-6		05/10/2022 15:04
PFOS	33	1.9	0.55	0.55	1	1763-23-1		05/10/2022 15:04
MeFOSA	ND	2.0	0.52	0.52	1	31506-32-8		05/10/2022 15:04
PFDA	ND	2.0	0.57	0.57	1	335-76-2		05/10/2022 15:04
EtFOSAm	ND	2.0	0.62	0.62	1	4151-50-2		05/10/2022 15:04
8:2 FTS	ND	1.9	0.66	0.66	1	39108-34-4		05/10/2022 15:04
9-CI-PF3ON	ND	1.9	0.31	0.31	1	756426-58-1		05/10/2022 15:04
PFNS	ND	1.9	0.45	0.45	1	68259-12-1		05/10/2022 15:04
PFUnDA	ND	2.0	0.55	0.55	1	2058-94-8		05/10/2022 15:04
NMeFOSAA	ND	2.0	0.44	0.44	1	2355-31-9		05/10/2022 15:04
NEtFOSAA	ND	2.0	0.56	0.56	1	2991-50-6		05/10/2022 15:04
PFDS	ND	2.0	0.46	0.46	1	335-77-3		05/10/2022 15:04
PFDOA	ND	2.0	0.49	0.49	1	307-55-1		05/10/2022 15:04
MeFOSE	ND	2.0	0.33	0.33	1	24448-09-7		05/10/2022 15:04
EtFOSE	ND	2.0	0.50	0.50	1	1691-99-2		05/10/2022 15:04
11-CI-PF3OUdS	ND	1.9	0.44	0.44	1	763051-92-9		05/10/2022 15:04
PFTTrDA	ND	2.0	0.63	0.63	1	72629-94-8		05/10/2022 15:04
PFDoS	ND	2.0	0.47	0.47	1	79780-39-5		05/10/2022 15:04
PFTDA	ND	2.0	0.48	0.48	1	376-06-7		05/10/2022 15:04

REPORT OF LABORATORY ANALYSIS

This report shall not be reproduced, except in full,
 without the written consent of Pace Analytical Services, LLC.



Sample Analysis Summary
 PFAS by Isotope Dilution

Client Sample ID	SPM-4	Extraction Date	04/26/2022 15:30
Lab Sample ID	40243547014	Total Amount Extracted	247mL
Lab File ID	A220510B_005	Percent Moisture	N/A
Matrix	Non_Potable_Water	Ical ID	220510A03
Collected	04/15/2022 16:10	CCal File	A220510B_002
Received	04/19/2022 13:10	Ending CCal File	A220510B_016
		Blank File	Q220428A_009

Injection Internal Standards

Compound	Known Conc.	Conc. Found	%Recovery	Recovery Limits	Qualifiers	Analyzed
13C2 PFHxA	20	19	95	50-150		05/10/2022 15:04
13C4 PFOA	20	26	130	50-150		05/10/2022 15:04
13C2 PFDA	20	35	174	50-150	R	05/10/2022 15:04
13C4 PFOS	19	29	148	50-150		05/10/2022 15:04

Extracted Internal Standards

Compound	Known Conc.	Conc. Found	%Recovery	Recovery Limits	Qualifiers	Analyzed
13C4 PFBA	20	14	68	50-150		05/10/2022 15:04
13C5 PFPeA	20	15	75	50-150		05/10/2022 15:04
13C3 PFBS	19	21	113	50-150		05/10/2022 15:04
13C2 4:2FTS	19	64	339	50-150	R	05/10/2022 15:04
13C5 PFHxA	20	20	101	50-150		05/10/2022 15:04
13C4 PFHpA	20	23	116	50-150		05/10/2022 15:04
13C3 PFHxS	19	25	131	50-150		05/10/2022 15:04
13C2 6:2FTS	19	74	384	50-150	R	05/10/2022 15:04
13C8 PFOA	20	27	134	50-150		05/10/2022 15:04
13C9 PFNA	20	26	130	50-150		05/10/2022 15:04
13C8 PFOS	19	29	152	50-150	R	05/10/2022 15:04
13C2 8:2FTS	19	94	487	50-150	R	05/10/2022 15:04
13C6 PFDA	20	32	158	50-150	R	05/10/2022 15:04
d3-MeFOSAA	20	27	133	50-150		05/10/2022 15:04
13C8 PFOSA	20	26	131	50-150		05/10/2022 15:04
d5-EtFOSAA	20	23	111	50-150		05/10/2022 15:04
13C7 PFUdA	20	25	121	50-150		05/10/2022 15:04
13C2 PFDoA	20	24	121	50-150		05/10/2022 15:04
13C2 PFTeDA	20	22	106	50-150		05/10/2022 15:04
13C3 HFPO-DA	20	20	101	50-150		05/10/2022 15:04
d7-N-MeFOSE	20	14	69	10-150		05/10/2022 15:04
d9-N-EtFOSE	20	12	60	10-150		05/10/2022 15:04
d3-N-MeFOSA	20	11	53	10-150		05/10/2022 15:04
d5-N-EtFOSA	20	8.6	42	10-150		05/10/2022 15:04

REPORT OF LABORATORY ANALYSIS

This report shall not be reproduced, except in full,
 without the written consent of Pace Analytical Services, LLC.



Sample Analysis Summary
 PFAS by Isotope Dilution

Client Sample ID	SPM-4	Extraction Date	04/26/2022 15:30
Lab Sample ID	40243547014	Total Amount Extracted	247mL
Lab File ID	A220510B_005	Percent Moisture	N/A
Matrix	Non_Potable_Water	Ical ID	220510A03
Collected	04/15/2022 16:10	CCal File	A220510B_002
Received	04/19/2022 13:10	Ending CCal File	A220510B_016
		Blank File	Q220428A_009

Injection Internal Standards

Compound	Ion Abund. Ratio	Reference Ratio	Retention Time	Reference Time	Signal to Noise	Qualifiers	Analyzed
13C2 PFHxA	N/A	N/A	4.94	4.94	87		05/10/2022 15:04
13C4 PFOA	N/A	N/A	5.91	5.92	28		05/10/2022 15:04
13C2 PFDA	N/A	N/A	6.79	6.79	40	R	05/10/2022 15:04
13C4 PFOS	N/A	N/A	7.07	7.06	41		05/10/2022 15:04

Extracted Internal Standards

Compound	Ion Abund. Ratio	Reference Ratio	Retention Time	Reference Time	Signal to Noise	Qualifiers	Analyzed
13C4 PFBA	N/A	N/A	3.48	3.48	25		05/10/2022 15:04
13C5 PFPeA	N/A	N/A	4.34	4.33	79		05/10/2022 15:04
13C3 PFBS	N/A	N/A	5.10	5.10	37		05/10/2022 15:04
13C2 4:2FTS	N/A	N/A	4.72	4.71	14	R	05/10/2022 15:04
13C5 PFHxA	N/A	N/A	4.94	4.93	73		05/10/2022 15:04
13C4 PFHpA	N/A	N/A	5.45	5.43	14		05/10/2022 15:04
13C3 PFHxS	N/A	N/A	6.17	6.15	55		05/10/2022 15:04
13C2 6:2FTS	N/A	N/A	5.69	5.66	22	R	05/10/2022 15:04
13C8 PFOA	N/A	N/A	5.91	5.89	28		05/10/2022 15:04
13C9 PFNA	N/A	N/A	6.35	6.33	25		05/10/2022 15:04
13C8 PFOS	N/A	N/A	7.08	7.06	47	R	05/10/2022 15:04
13C2 8:2FTS	N/A	N/A	6.55	6.52	45	R	05/10/2022 15:04
13C6 PFDA	N/A	N/A	6.79	6.76	43	R	05/10/2022 15:04
d3-MeFOSAA	N/A	N/A	6.74	6.72	14		05/10/2022 15:04
13C8 PFOSA	N/A	N/A	8.64	8.62	33		05/10/2022 15:04
d5-EtFOSAA	N/A	N/A	6.94	6.92	84		05/10/2022 15:04
13C7 PFUdA	N/A	N/A	7.22	7.19	37		05/10/2022 15:04
13C2 PFDoA	N/A	N/A	7.64	7.62	43		05/10/2022 15:04
13C2 PFTeDA	N/A	N/A	8.48	8.47	44		05/10/2022 15:04
13C3 HFPO-DA	N/A	N/A	5.15	5.14	10		05/10/2022 15:04
d7-N-MeFOSE	N/A	N/A	9.98	10.03	59		05/10/2022 15:04
d9-N-EtFOSE	N/A	N/A	10.59	10.66	41		05/10/2022 15:04
d3-N-MeFOSA	N/A	N/A	10.23	10.20	88		05/10/2022 15:04
d5-N-EtFOSA	N/A	N/A	10.90	10.96	96		05/10/2022 15:04

REPORT OF LABORATORY ANALYSIS

This report shall not be reproduced, except in full,
 without the written consent of Pace Analytical Services, LLC.



Sample Analysis Summary
 PFAS by Isotope Dilution

Client Sample ID	SPM-4	Extraction Date	04/26/2022 15:30
Lab Sample ID	40243547014	Total Amount Extracted	247mL
Lab File ID	A220510B_005	Percent Moisture	N/A
Matrix	Non_Potable_Water	Ical ID	220510A03
Collected	04/15/2022 16:10	CCal File	A220510B_002
Received	04/19/2022 13:10	Ending CCal File	A220510B_016
		Blank File	Q220428A_009

Native Analytes

Compound	Ion Abund. Ratio	Reference Ratio	Retention Time	Reference Time	Signal to Noise	Qualifiers	Analyzed
PFBA	N/A	N/A	3.48	3.50	12		05/10/2022 15:04
PFPeA	N/A	N/A	4.34	4.36	32		05/10/2022 15:04
HFPO-DA	0.00	0.43	0.00	5.17	ND		05/10/2022 15:04
PFBS	0.32	0.32	5.11	5.12	30		05/10/2022 15:04
PFHxA	0.05	0.04	4.95	4.95	25		05/10/2022 15:04
4:2 FTS	0.00	0.66	0.00	4.73	ND		05/10/2022 15:04
PFPeS	0.31	0.35	5.68	5.69	64		05/10/2022 15:04
PFHpA	0.27	0.26	5.46	5.45	28		05/10/2022 15:04
DONA	0.00	0.46	0.00	5.62	ND		05/10/2022 15:04
PFHxS	0.24	0.30	6.18	6.19	12		05/10/2022 15:04
PFOA	0.37	0.35	5.91	5.92	18		05/10/2022 15:04
6:2 FTS	0.50	0.54	5.69	5.69	67		05/10/2022 15:04
PFHpS	0.23	0.23	6.64	6.64	71	J	05/10/2022 15:04
PFNA	0.19	0.16	6.36	6.36	23		05/10/2022 15:04
PFOSAm	N/A	N/A	8.64	8.64	ND		05/10/2022 15:04
PFOS	0.15	0.22	6.92	6.92	18		05/10/2022 15:04
MeFOSA	0.00	0.98	0.00	10.26	ND		05/10/2022 15:04
PFDA	0.05	0.07	6.79	6.79	ND		05/10/2022 15:04
EtFOSAm	0.00	0.60	0.00	10.93	ND		05/10/2022 15:04
8:2 FTS	0.80	0.65	6.55	6.55	ND		05/10/2022 15:04
9-CI-PF3ON	0.00	0.01	0.00	7.40	ND		05/10/2022 15:04
PFNS	0.00	0.24	0.00	7.52	ND		05/10/2022 15:04
PFUnDA	0.00	0.09	0.00	7.22	ND		05/10/2022 15:04
NMeFOSAA	0.00	0.65	0.00	6.75	ND		05/10/2022 15:04
NEtFOSAA	0.00	0.76	0.00	6.96	ND		05/10/2022 15:04
PFDS	0.00	0.21	0.00	7.93	ND		05/10/2022 15:04
PFDOA	0.00	0.14	0.00	7.65	ND		05/10/2022 15:04
MeFOSE	N/A	N/A	0.00	10.02	ND		05/10/2022 15:04
EtFOSE	0.00	0.00	0.00	10.65	ND		05/10/2022 15:04
11-CI-PF3OUdS	0.00	0.01	0.00	8.24	ND		05/10/2022 15:04
PFTTrDA	0.00	0.13	0.00	8.07	ND		05/10/2022 15:04
PFDoS	0.00	0.22	0.00	8.74	ND		05/10/2022 15:04
PFTDA	0.00	0.15	0.00	8.51	ND		05/10/2022 15:04

REPORT OF LABORATORY ANALYSIS

This report shall not be reproduced, except in full,
 without the written consent of Pace Analytical Services, LLC.



Method Blank Analysis Summary
 PFAS by Isotope Dilution

Client Sample ID	BLKOH	Extraction Date	04/26/2022 15:30
Lab Sample ID	BLANK-98280	Total Amount Extracted	250mL
Lab File ID	Q220428A_009	Percent Moisture	N/A
Matrix	Water	Ical ID	220425A01
Collected	04/21/2022 08:06	CCal File	Q220428A_002
Received	04/21/2022 08:06	Ending CCal File	Q220428A_013
		Blank File	

Compound	Concentration (ng/L)	QL (ng/L)	RL (ng/L)	MDL (ng/L)	Dil.	CAS No.	Qual.	Analyzed
PFBA	ND	2.0	0.44	0.44	1	375-22-4		04/28/2022 14:29
PFPeA	ND	2.0	0.44	0.44	1	2706-90-3		04/28/2022 14:29
HFPO-DA	ND	2.0	0.53	0.53	1	13252-13-6		04/28/2022 14:29
PFBS	ND	1.8	0.47	0.47	1	375-73-5		04/28/2022 14:29
PFHxA	ND	2.0	0.44	0.44	1	307-24-4		04/28/2022 14:29
4:2 FTS	ND	1.9	0.56	0.56	1	757124-72-4		04/28/2022 14:29
PFPeS	ND	1.9	0.48	0.48	1	2706-91-4		04/28/2022 14:29
PFHpA	ND	2.0	0.55	0.55	1	375-85-9		04/28/2022 14:29
DONA	ND	1.9	0.51	0.51	1	919005-14-4		04/28/2022 14:29
PFHxS	ND	1.8	0.51	0.51	1	355-46-4		04/28/2022 14:29
PFOA	ND	2.0	0.58	0.58	1	335-67-1		04/28/2022 14:29
6:2 FTS	ND	1.9	0.64	0.64	1	27619-97-2		04/28/2022 14:29
PFHpS	ND	1.9	0.41	0.41	1	375-92-8		04/28/2022 14:29
PFNA	ND	2.0	0.74	0.74	1	375-95-1		04/28/2022 14:29
PFOSAm	ND	2.0	0.82	0.82	1	754-91-6		04/28/2022 14:29
PFOS	ND	1.8	0.55	0.55	1	1763-23-1		04/28/2022 14:29
MeFOSA	ND	2.0	0.51	0.51	1	31506-32-8		04/28/2022 14:29
PFDA	ND	2.0	0.56	0.56	1	335-76-2		04/28/2022 14:29
EtFOSAm	ND	2.0	0.61	0.61	1	4151-50-2		04/28/2022 14:29
8:2 FTS	ND	1.9	0.65	0.65	1	39108-34-4		04/28/2022 14:29
9-CI-PF3ON	ND	1.9	0.30	0.30	1	756426-58-1		04/28/2022 14:29
PFNS	ND	1.9	0.45	0.45	1	68259-12-1		04/28/2022 14:29
PFUnDA	ND	2.0	0.54	0.54	1	2058-94-8		04/28/2022 14:29
NMeFOSAA	ND	2.0	0.43	0.43	1	2355-31-9		04/28/2022 14:29
NEtFOSAA	ND	2.0	0.56	0.56	1	2991-50-6		04/28/2022 14:29
PFDS	ND	1.9	0.45	0.45	1	335-77-3		04/28/2022 14:29
PFDOA	ND	2.0	0.48	0.48	1	307-55-1		04/28/2022 14:29
MeFOSE	ND	2.0	0.33	0.33	1	24448-09-7		04/28/2022 14:29
EtFOSE	ND	2.0	0.50	0.50	1	1691-99-2		04/28/2022 14:29
11-CI-PF3OUdS	ND	1.9	0.44	0.44	1	763051-92-9		04/28/2022 14:29
PFTTrDA	ND	2.0	0.62	0.62	1	72629-94-8		04/28/2022 14:29
PFDoS	ND	1.9	0.46	0.46	1	79780-39-5		04/28/2022 14:29
PFTDA	ND	2.0	0.48	0.48	1	376-06-7		04/28/2022 14:29

REPORT OF LABORATORY ANALYSIS

This report shall not be reproduced, except in full,
 without the written consent of Pace Analytical Services, LLC.



Method Blank Analysis Summary
 PFAS by Isotope Dilution

Client Sample ID	BLKOH	Extraction Date	04/26/2022 15:30
Lab Sample ID	BLANK-98280	Total Amount Extracted	250mL
Lab File ID	Q220428A_009	Percent Moisture	N/A
Matrix	Water	Ical ID	220425A01
Collected	04/21/2022 08:06	CCal File	Q220428A_002
Received	04/21/2022 08:06	Ending CCal File	Q220428A_013
		Blank File	

Injection Internal Standards

Compound	Known Conc.	Conc. Found	%Recovery	Recovery Limits	Qualifiers	Analyzed
13C2 PFHxA	20	24	121	50-150		04/28/2022 14:29
13C4 PFOA	20	23	114	50-150		04/28/2022 14:29
13C2 PFDA	20	23	116	50-150		04/28/2022 14:29
13C4 PFOS	19	24	124	50-150		04/28/2022 14:29

Extracted Internal Standards

Compound	Known Conc.	Conc. Found	%Recovery	Recovery Limits	Qualifiers	Analyzed
13C4 PFBA	20	23	115	50-150		04/28/2022 14:29
13C5 PFPeA	20	22	112	50-150		04/28/2022 14:29
13C3 PFBS	19	20	108	50-150		04/28/2022 14:29
13C2 4:2FTS	19	23	121	50-150		04/28/2022 14:29
13C5 PFHxA	20	21	107	50-150		04/28/2022 14:29
13C4 PFHpA	20	21	105	50-150		04/28/2022 14:29
13C3 PFHxS	19	21	113	50-150		04/28/2022 14:29
13C2 6:2FTS	19	20	108	50-150		04/28/2022 14:29
13C8 PFOA	20	18	89	50-150		04/28/2022 14:29
13C9 PFNA	20	20	101	50-150		04/28/2022 14:29
13C8 PFOS	19	23	118	50-150		04/28/2022 14:29
13C2 8:2FTS	19	20	105	50-150		04/28/2022 14:29
13C6 PFDA	20	22	109	50-150		04/28/2022 14:29
d3-MeFOSAA	20	19	97	50-150		04/28/2022 14:29
13C8 PFOSA	20	18	89	50-150		04/28/2022 14:29
d5-EtFOSAA	20	18	88	50-150		04/28/2022 14:29
13C7 PFUdA	20	15	74	50-150		04/28/2022 14:29
13C2 PFDaA	20	18	91	50-150		04/28/2022 14:29
13C2 PFTeDA	20	21	105	50-150		04/28/2022 14:29
13C3 HFPO-DA	20	22	110	50-150		04/28/2022 14:29
d7-N-MeFOSE	20	16	78	20-150		04/28/2022 14:29
d9-N-EtFOSE	20	15	74	20-150		04/28/2022 14:29
d3-N-MeFOSA	20	9.7	49	20-150		04/28/2022 14:29
d5-N-EtFOSA	20	9.6	48	20-150		04/28/2022 14:29

REPORT OF LABORATORY ANALYSIS

This report shall not be reproduced, except in full,
 without the written consent of Pace Analytical Services, LLC.



Method Blank Analysis Summary
 PFAS by Isotope Dilution

Client Sample ID	BLKOH	Extraction Date	04/26/2022 15:30
Lab Sample ID	BLANK-98280	Total Amount Extracted	250mL
Lab File ID	Q220428A_009	Percent Moisture	N/A
Matrix	Water	Ical ID	220425A01
Collected	04/21/2022 08:06	CCal File	Q220428A_002
Received	04/21/2022 08:06	Ending CCal File	Q220428A_013
		Blank File	

Injection Internal Standards

Compound	Ion Abund. Ratio	Reference Ratio	Retention Time	Reference Time	Signal to Noise	Qualifiers	Analyzed
13C2 PFHxA	N/A	N/A	6.20	6.19	56		04/28/2022 14:29
13C4 PFOA	N/A	N/A	7.48	7.51	60		04/28/2022 14:29
13C2 PFDA	N/A	N/A	8.80	8.80	66		04/28/2022 14:29
13C4 PFOS	N/A	N/A	9.26	9.25	48		04/28/2022 14:29

Extracted Internal Standards

Compound	Ion Abund. Ratio	Reference Ratio	Retention Time	Reference Time	Signal to Noise	Qualifiers	Analyzed
13C4 PFBA	N/A	N/A	4.77	4.79	36		04/28/2022 14:29
13C5 PFPeA	N/A	N/A	5.56	5.58	74		04/28/2022 14:29
13C3 PFBS	N/A	N/A	6.45	6.46	11		04/28/2022 14:29
13C2 4:2FTS	N/A	N/A	5.93	5.93	23		04/28/2022 14:29
13C5 PFHxA	N/A	N/A	6.20	6.22	46		04/28/2022 14:29
13C4 PFHpA	N/A	N/A	6.84	6.86	59		04/28/2022 14:29
13C3 PFHxS	N/A	N/A	7.88	7.88	64		04/28/2022 14:29
13C2 6:2FTS	N/A	N/A	7.14	7.16	40		04/28/2022 14:29
13C8 PFOA	N/A	N/A	7.48	7.49	47		04/28/2022 14:29
13C9 PFNA	N/A	N/A	8.13	8.14	80		04/28/2022 14:29
13C8 PFOS	N/A	N/A	9.26	9.23	54		04/28/2022 14:29
13C2 8:2FTS	N/A	N/A	8.42	8.42	77		04/28/2022 14:29
13C6 PFDA	N/A	N/A	8.80	8.79	50		04/28/2022 14:29
d3-MeFOSAA	N/A	N/A	8.70	8.69	49		04/28/2022 14:29
13C8 PFOSA	N/A	N/A	11.33	11.29	54		04/28/2022 14:29
d5-EtFOSAA	N/A	N/A	9.00	8.99	25		04/28/2022 14:29
13C7 PFUdA	N/A	N/A	9.46	9.44	62		04/28/2022 14:29
13C2 PFDoA	N/A	N/A	10.12	10.10	35		04/28/2022 14:29
13C2 PFTeDA	N/A	N/A	11.39	11.35	84		04/28/2022 14:29
13C3 HFPO-DA	N/A	N/A	6.46	6.49	39		04/28/2022 14:29
d7-N-MeFOSE	N/A	N/A	12.99	12.97	20		04/28/2022 14:29
d9-N-EtFOSE	N/A	N/A	13.46	13.45	35		04/28/2022 14:29
d3-N-MeFOSA	N/A	N/A	13.19	13.18	29		04/28/2022 14:29
d5-N-EtFOSA	N/A	N/A	13.63	13.62	44		04/28/2022 14:29

REPORT OF LABORATORY ANALYSIS

This report shall not be reproduced, except in full,
 without the written consent of Pace Analytical Services, LLC.



Method Blank Analysis Summary
 PFAS by Isotope Dilution

Client Sample ID	BLKOH	Extraction Date	04/26/2022 15:30
Lab Sample ID	BLANK-98280	Total Amount Extracted	250mL
Lab File ID	Q220428A_009	Percent Moisture	N/A
Matrix	Water	Ical ID	220425A01
Collected	04/21/2022 08:06	CCal File	Q220428A_002
Received	04/21/2022 08:06	Ending CCal File	Q220428A_013
		Blank File	

Native Analytes

Compound	Ion Abund. Ratio	Reference Ratio	Retention Time	Reference Time	Signal to Noise	Qualifiers	Analyzed
PFBA	N/A	N/A	4.77	4.82	ND		04/28/2022 14:29
PFPeA	N/A	N/A	5.57	5.57	ND		04/28/2022 14:29
HFPO-DA	0.00	0.52	0.00	6.46	ND		04/28/2022 14:29
PFBS	0.68	0.31	6.46	6.52	ND		04/28/2022 14:29
PFHxA	0.00	0.12	0.00	6.20	ND		04/28/2022 14:29
4:2 FTS	0.00	1.10	0.00	5.93	ND		04/28/2022 14:29
PFPeS	0.00	0.37	0.00	7.23	ND		04/28/2022 14:29
PFHpA	0.00	0.42	0.00	6.82	ND		04/28/2022 14:29
DONA	0.00	0.46	0.00	7.04	ND		04/28/2022 14:29
PFHxS	0.00	0.38	0.00	7.91	ND		04/28/2022 14:29
PFOA	0.00	0.28	0.00	7.50	ND		04/28/2022 14:29
6:2 FTS	1.90	0.99	7.14	7.16	ND		04/28/2022 14:29
PFHpS	0.00	0.48	0.00	8.59	ND		04/28/2022 14:29
PFNA	0.31	0.31	8.15	8.15	ND		04/28/2022 14:29
PFOSAm	N/A	N/A	11.33	11.30	ND		04/28/2022 14:29
PFOS	0.47	0.21	9.28	9.25	ND		04/28/2022 14:29
MeFOSA	0.00	0.49	0.00	13.20	ND		04/28/2022 14:29
PFDA	0.00	0.18	0.00	8.80	ND		04/28/2022 14:29
EtFOSAm	0.00	0.40	0.00	13.64	ND		04/28/2022 14:29
8:2 FTS	2.40	1.50	8.41	8.43	ND		04/28/2022 14:29
9-CI-PF3ON	0.00	0.04	0.00	9.72	ND		04/28/2022 14:29
PFNS	0.00	0.23	0.00	9.90	ND		04/28/2022 14:29
PFUnDA	0.00	0.16	0.00	9.45	ND		04/28/2022 14:29
NMeFOSAA	0.00	0.63	0.00	8.70	ND		04/28/2022 14:29
NEtFOSAA	0.00	0.52	0.00	9.05	ND		04/28/2022 14:29
PFDS	0.00	0.24	0.00	10.54	ND		04/28/2022 14:29
PFDOA	0.00	0.16	0.00	10.08	ND		04/28/2022 14:29
MeFOSE	N/A	N/A	0.00	13.02	ND		04/28/2022 14:29
EtFOSE	0.00	0.00	0.00	13.50	ND		04/28/2022 14:29
11-CI-PF3OUdS	0.00	0.03	0.00	10.99	ND		04/28/2022 14:29
PFTTrDA	0.00	0.18	0.00	10.74	ND		04/28/2022 14:29
PFDoS	0.00	0.25	0.00	11.72	ND		04/28/2022 14:29
PFTDA	0.00	0.15	0.00	11.36	ND		04/28/2022 14:29

REPORT OF LABORATORY ANALYSIS

This report shall not be reproduced, except in full,
 without the written consent of Pace Analytical Services, LLC.



LCS Analysis Summary
 PFAS by Isotope Dilution

Lab Sample ID	LCS-98281	Instrument ID	10LCMS01
Run File Name	Q220504B_030	Column ID	118AB10133
Analyzed	05/04/2022 22:24	Ical ID	220504A01
Injected By	NH	Level	L

Injection Internal Standards

Compound	Known Conc.	Conc. Found	%Recovery	Recovery Limits	Qualifiers
13C2_PFHxA	20	27	136	50-150	
13C4_PFOA	20	30	150	50-150	
13C2_PFDA	20	28	142	50-150	
13C4_PFOS	19	25	130	50-150	

Extracted Internal Standards

Compound	Known Conc.	Conc. Found	%Recovery	Recovery Limits	Qualifiers
13C4_PFBa	20	27	133	50-150	
13C5_PFPeA	20	27	135	50-150	
13C3_PFBs	19	23	125	50-150	
13C2_4:2Fts	19	30	160	50-150	R
13C5_PFHxA	20	23	117	50-150	
13C4_PFHpA	20	27	133	50-150	
13C3_PFHxS	19	25	132	50-150	
13C2_6:2Fts	19	29	152	50-150	R
13C8_PFOA	20	24	120	50-150	
13C9_PFNAA	20	30	150	50-150	
13C8_PFOS	19	25	130	50-150	
13C2_8:2Fts	19	25	130	50-150	
13C6_PFDA	20	22	110	50-150	
d3-MeFOSAA	20	26	128	50-150	
13C8_PFOSA	20	24	122	50-150	
d5-EtFOSAA	20	22	112	50-150	
13C7_PFUdA	20	29	146	50-150	
13C2_PFDaA	20	25	124	50-150	
13C2_PFTeDA	20	24	122	50-150	
13C3_HFPO-DA	20	29	143	50-150	
d7-N-MeFOSE	20	18	88	20-150	
d9-N-EtFOSE	20	18	91	20-150	
d3-N-MeFOSA	20	13	63	20-150	
d5-N-EtFOSA	20	11	56	20-150	

REPORT OF LABORATORY ANALYSIS

This report shall not be reproduced, except in full,
 without the written consent of Pace Analytical Services, LLC.



LCS Analysis Summary
 PFAS by Isotope Dilution

Lab Sample ID LCS-98281
 Run File Name Q220504B_030
 Analyzed 05/04/2022 22:24
 Injected By NH

Instrument ID 10LCMS01
 Column ID 118AB10133
 Ical ID 220504A01
 Level L

Native Analytes

Compound	Known Conc.	Conc. Found	%Recovery	Recovery Limits	Qualifiers	CAS No.
PFBA	4.0	4.5	112	50-150		375-22-4
PFPeA	4.0	4.5	111	50-150		2706-90-3
HFPO-DA	4.0	4.3	107	50-150		13252-13-6
PFBS	3.5	3.8	107	50-150		375-73-5
PFHxA	4.0	4.6	115	50-150		307-24-4
4:2 FTS	3.7	3.5	93	50-150		757124-72-4
PFPeS	3.8	4.2	111	50-150		2706-91-4
PFHpA	4.0	4.4	110	50-150		375-85-9
DONA	3.8	4.2	112	50-150		919005-14-4
PFHxS	3.6	4.2	114	50-150		355-46-4
PFOA	4.0	4.7	117	50-150		335-67-1
6:2 FTS	3.8	4.2	112	50-150		27619-97-2
PFHpS	3.8	4.5	117	50-150		375-92-8
PFNA	4.0	4.2	104	50-150		375-95-1
PFOSAm	4.0	3.9	97	50-150		754-91-6
PFOS	3.7	4.9	133	50-150		1763-23-1
MeFOSA	4.0	3.8	95	50-150		31506-32-8
PFDA	4.0	4.7	117	50-150		335-76-2
EtFOSAm	4.0	3.9	99	50-150		4151-50-2
8:2 FTS	3.8	3.4	88	50-150		39108-34-4
9-CI-PF3ON	3.7	4.0	108	50-150		756426-58-1
PFNS	3.8	4.7	122	50-150		68259-12-1
PFUnDA	4.0	2.9	73	50-150		2058-94-8
NMeFOSAA	4.0	4.3	107	50-150		2355-31-9
NEtFOSAA	4.0	3.3	82	50-150		2991-50-6
PFDS	3.9	3.8	99	50-150		335-77-3
PFDOA	4.0	4.1	104	50-150		307-55-1
MeFOSE	4.0	4.7	118	50-150		24448-09-7
EtFOSE	4.0	4.1	102	50-150		1691-99-2
11-CI-PF3OUdS	3.8	4.2	110	50-150		763051-92-9
PFTrDA	4.0	3.9	98	50-150		72629-94-8
PFDoS	3.9	4.0	103	50-150		79780-39-5
PFTDA	4.0	4.2	105	50-150		376-06-7

REPORT OF LABORATORY ANALYSIS

This report shall not be reproduced, except in full,
 without the written consent of Pace Analytical Services, LLC.



LCS Analysis Summary
 PFAS by Isotope Dilution

Lab Sample ID LCS-98281
 Run File Name Q220504B_030
 Analyzed 05/04/2022 22:24
 Injected By NH

Instrument ID 10LCMS01
 Column ID 118AB10133
 Ical ID 220504A01
 Level L

Injection Internal Standards

Compound	Ion Abund. Ratio	Reference Ratio	Retention Time	Reference Time	Qualifiers
13C2 PFHxA	N/A	N/A	6.20	6.19	
13C4 PFOA	N/A	N/A	7.41	7.39	
13C2 PFDA	N/A	N/A	8.66	8.64	
13C4 PFOS	N/A	N/A	9.09	9.07	

Extracted Internal Standards

Compound	Ion Abund. Ratio	Reference Ratio	Retention Time	Reference Time	Qualifiers
13C4 PFBA	N/A	N/A	4.83	4.83	
13C5 PFPeA	N/A	N/A	5.59	5.59	
13C3 PFBS	N/A	N/A	6.44	6.44	
13C2 4:2FTS	N/A	N/A	5.95	5.95	R
13C5 PFHxA	N/A	N/A	6.20	6.20	
13C4 PFHpA	N/A	N/A	6.81	6.80	
13C3 PFHxS	N/A	N/A	7.79	7.80	
13C2 6:2FTS	N/A	N/A	7.09	7.09	R
13C8 PFOA	N/A	N/A	7.41	7.41	
13C9 PFNA	N/A	N/A	8.03	8.03	
13C8 PFOS	N/A	N/A	9.09	9.08	
13C2 8:2FTS	N/A	N/A	8.30	8.26	
13C6 PFDA	N/A	N/A	8.66	8.65	
d3-MeFOSAA	N/A	N/A	8.57	8.55	
13C8 PFOSA	N/A	N/A	11.08	11.01	
d5-EtFOSAA	N/A	N/A	8.86	8.84	
13C7 PFUdA	N/A	N/A	9.29	9.27	
13C2 PFDoA	N/A	N/A	9.92	9.88	
13C2 PFTeDA	N/A	N/A	11.11	11.06	
13C3 HFPO-DA	N/A	N/A	6.45	6.45	
d7-N-MeFOSE	N/A	N/A	12.60	12.63	
d9-N-EtFOSE	N/A	N/A	13.03	13.01	
d3-N-MeFOSA	N/A	N/A	12.78	12.74	
d5-N-EtFOSA	N/A	N/A	13.18	13.15	

REPORT OF LABORATORY ANALYSIS

This report shall not be reproduced, except in full,
 without the written consent of Pace Analytical Services, LLC.



LCS Analysis Summary
 PFAS by Isotope Dilution

Lab Sample ID LCS-98281
 Run File Name Q220504B_030
 Analyzed 05/04/2022 22:24
 Injected By NH

Instrument ID 10LCMS01
 Column ID 118AB10133
 Ical ID 220504A01
 Level L

Native Analytes

Compound	Ion Abund. Ratio	Reference Ratio	Retention Time	Reference Time	Qualifiers
PFBA	N/A	N/A	4.84	4.84	
PFPeA	N/A	N/A	5.60	5.59	
HFPO-DA	0.58	0.61	6.47	6.46	
PFBS	0.34	0.35	6.45	6.44	
PFHxA	0.08	0.09	6.21	6.20	
4:2 FTS	1.00	1.00	5.95	5.93	
PFPeS	0.46	0.47	7.14	7.15	
PFHpA	0.43	0.40	6.82	6.82	
DONA	0.51	0.55	7.03	7.04	
PFHxS	0.32	0.36	7.80	7.80	
PFOA	0.36	0.35	7.41	7.40	
6:2 FTS	1.30	1.20	7.09	7.07	
PFHpS	0.45	0.43	8.46	8.45	
PFNA	0.27	0.25	8.04	8.02	
PFOSAm	N/A	N/A	11.09	11.03	
PFOS	0.24	0.25	9.10	9.09	
MeFOSA	0.46	0.51	12.80	12.76	
PFDA	0.17	0.15	8.67	8.65	
EtFOSAm	0.42	0.43	13.20	13.17	
8:2 FTS	1.70	1.30	8.31	8.29	
9-CI-PF3ON	0.05	0.04	9.55	9.52	
PFNS	0.26	0.24	9.73	9.70	
PFUnDA	0.20	0.16	9.30	9.25	
NMeFOSAA	0.68	0.63	8.58	8.56	
NEtFOSAA	0.63	0.45	8.87	8.85	
PFDS	0.31	0.32	10.34	10.29	
PFDOA	0.19	0.19	9.92	9.88	
MeFOSE	N/A	N/A	12.64	12.61	
EtFOSE	0.00	0.00	13.07	13.04	
11-CI-PF3OUdS	0.02	0.02	10.77	10.72	
PFTrDA	0.20	0.20	10.53	10.51	
PFDoS	0.24	0.23	11.44	11.42	
PFTDA	0.15	0.15	11.12	11.09	

REPORT OF LABORATORY ANALYSIS

This report shall not be reproduced, except in full,
 without the written consent of Pace Analytical Services, LLC.