

7020 1290 0000 7084 1436

U.S. Postal Service™  
**CERTIFIED MAIL® RECEIPT**  
Domestic Mail Only


For delivery information, visit our website at [www.usps.com](http://www.usps.com)®.

**OFFICIAL USE**


Certified Mail Fee \$		Postmark Here
Extra Services & Fees (check box, add fee as appropriate)		
<input type="checkbox"/> Return Receipt (hardcopy) \$		
<input type="checkbox"/> Return Receipt (electronic) \$		
<input checked="" type="checkbox"/> Certified Mail Restricted Delivery \$		
<input type="checkbox"/> Adult Signature Required \$		
<input type="checkbox"/> Adult Signature Restricted Delivery \$		
Postage \$		
Total Postage and Fees \$ <b>9.73</b>	<b>MAIL #21985</b>	
Sent To <i>Ms. Amanda Babic</i>		
Street and Apt. No., or PO Box No. <i>6501 28th Avenue</i>		
City, State, ZIP+4® <i>Kenosha WI 53143</i>		

PS Form 3800, April 2015 PSN 7530-02-000-9047 See Reverse for Instructions

**CERTIFIED MAIL®**



7020 1290 0000 7084 1436



**FP**® US POSTAGE  
**\$009.73**<sup>9</sup>  
First-Class - MI  
ZIP 53233

12/14/2023  
036B 0011818983

THE **SIGMA** GROUP  
Single Source. Sound Solutions.

1300 West Canal Street, Milwaukee, WI 53233 • (414) 643-4200

Ms. Amanda Babic  
6501 28<sup>th</sup> Avenue  
Kenosha, WI. 53143

PLACE STICKER AT TOP OF ENVELOPE TO THE RIGHT OF THE RETURN ADDRESS. FOR MAIL BOXES, PLACE STICKER AT TOP OF ENVELOPE TO THE RIGHT

**SENDER: COMPLETE THIS SECTION**

- Complete items 1, 2, and 3.
- Print your name and address on the reverse so that we can return the card to you.
- Attach this card to the back of the mailpiece, or on the front if space permits.

1. Article Addressed to:

Ms. ANANDA Babic  
 6501 28<sup>th</sup> Avenue  
 Kenosha, WI. 53143



9590 9402 6484 0346 3009 47

2. Article Number (Transfer from service label)

7020 1290 0000 7084 1436

**COMPLETE THIS SECTION ON DELIVERY**

A. Signature

X

Agent

Addressee

B. Received by (Printed Name)

C. Date of Delivery

D. Is delivery address different from item 1?  Yes  
 If YES, enter delivery address below:  No

3. Service Type

- Adult Signature
- Adult Signature Restricted Delivery
- Certified Mail®
- Certified Mail Restricted Delivery
- Collect on Delivery
- Collect on Delivery Restricted Delivery
- Priority Mail Express®
- Registered Mail™
- Registered Mail Restricted Delivery
- Signature Confirmation™
- Signature Confirmation Restricted Delivery

December 13, 2023

Ms. Amanda Babic  
6501 28<sup>th</sup> Avenue  
Kenosha, WI 53143

SUBJECT: Vapor Sampling Results – 6501 28<sup>th</sup> Avenue, Kenosha, WI  
Contaminant Detected **Below** DNR Screening Level

Dear Ms. Babic,

Included are the findings of a recent investigation on your property by The Sigma Group, Inc. on behalf of the Wisconsin Department of Natural Resources (DNR).

As you are aware, this investigation was conducted because of the potential for contaminant vapors from the nearby former Werner's Cleaners/6415 28<sup>th</sup> Avenue property to migrate through soils, accumulate beneath the foundation of your home, and possibly enter your indoor air. The contaminants of concern at the former Werner's Cleaners/6415 28<sup>th</sup> Avenue property are tetrachloroethene, commonly referred to as PCE and trichloroethene, commonly referred to as TCE. The history of this site and the potential concerns to neighboring residents were described in detail in the WDNR's original letter to you, dated August 22, 2023.

#### **Your Test Results**

On November 9, 2023, The Sigma Group, Inc. installed two sampling devices into the floor of your basement and collected sub-slab vapor samples. Indoor air samples were also collected from the basement and first floor of your home. The samples were collected on November 20, 2023, and submitted to the Beacon Environmental laboratory and Eurofins laboratory, where they underwent laboratory analysis for perchloroethylene (PCE), TCE, cis-1,2-dichloroethylene (cis-1,2-DCE), trans-1,2-dichloroethylene (cis-1,2-DCE) and vinyl chloride (VC).

The results show small amounts of PCE detected in the sample collected from beneath your foundation and small amounts of PCE and TCE detected in the indoor air samples collected within your residence. Although PCE was detected in soil vapors beneath your basement and PCE and TCE were detected in indoor air samples, the levels at which they were detected do not pose a threat to you or your family. This is called "a detection below screening level" and is explained within the enclosed within factsheet, *Understanding Chemical Vapor Intrusion Test Results* for more information.

There are two results reported for the sub-slab vapor sample as the samples were collected with two different types of samplers and submitted to two distinct laboratories for comparison purposes. The analysis detected PCE beneath your foundation at 1.88 micrograms per cubic meter ( $\mu\text{g}/\text{m}^3$ ), which is less than 10 percent of the DNR screening level for vapor samples collected beneath the foundation of 1,400  $\mu\text{g}/\text{m}^3$ .

There are two results reported for each indoor air sample location as the samples were collected with two different types of samplers and submitted to two distinct laboratories for comparison purposes. Results of the analysis detected PCE and TCE within the indoor air samples collected from your basement and first

Ms. Amanda Babic  
December 13, 2023  
Page 2

floor of your home at concentrations less than 10 percent of the DNR action level for indoor air samples (42  $\mu\text{g}/\text{m}^3$  for PCE and 2.1  $\mu\text{g}/\text{m}^3$  for TCE).

Attached are tables summarizing the results of the samples collected from beneath your basement floor and your indoor air compared to DNR screening levels or action levels. Please see the attached fact sheet, *Understanding Chemical Vapor Intrusion Test Results* for more information.

At this time, there does not appear to be a risk of PCE, TCE, cis-1,2-DCE, trans-1,2-DCE, and VC vapors entering your home from beneath the foundation.

### **Next Steps**

Additional sampling needs to be conducted in order to confirm these results. The Sigma Group, Inc. will contact you to schedule another sampling visit.

Please feel free to contact Joseph Martinez of the DNR at 414-218-6042 or [joseph.martinez@wisconsin.gov](mailto:joseph.martinez@wisconsin.gov) or myself at the number below if you have any questions about these results.

Sincerely,



Stephen Meer, P.E.  
Senior Engineer  
The Sigma Group, Inc.  
414-643-4124

cc: Mr. Joseph Martinez, DNR – [Joseph.Martinez@wisconsin.gov](mailto:Joseph.Martinez@wisconsin.gov)  
Ms. Jennifer Borski, DNR - [Jennifer.Borski@wisconsin.gov](mailto:Jennifer.Borski@wisconsin.gov)

Enc: Table 1, Table 2, (Sample Results)  
Fact Sheet: Understanding Chemical Vapor Intrusion Test Results (DNR Pub RR-977)

**Table 1, Table 2, Table 3**

**(Sample Results)**





**Fact Sheet: Understanding Chemical Vapor Intrusion Test Results**

**(DNR Pub RR-977)**





# Understanding Chemical Vapor Intrusion Testing Results

RR-977

October 2014

## From the Lab to You

Chemical vapor samples were taken from underneath your house or building and possibly indoors as well. These samples have been tested by a certified laboratory and a report was issued. The Wisconsin Department of Natural Resources (DNR) uses these test results to determine if people in the building are being exposed to chemical vapors coming from nearby contaminated soil or groundwater, and to decide what, if any, action is needed to prevent this exposure.

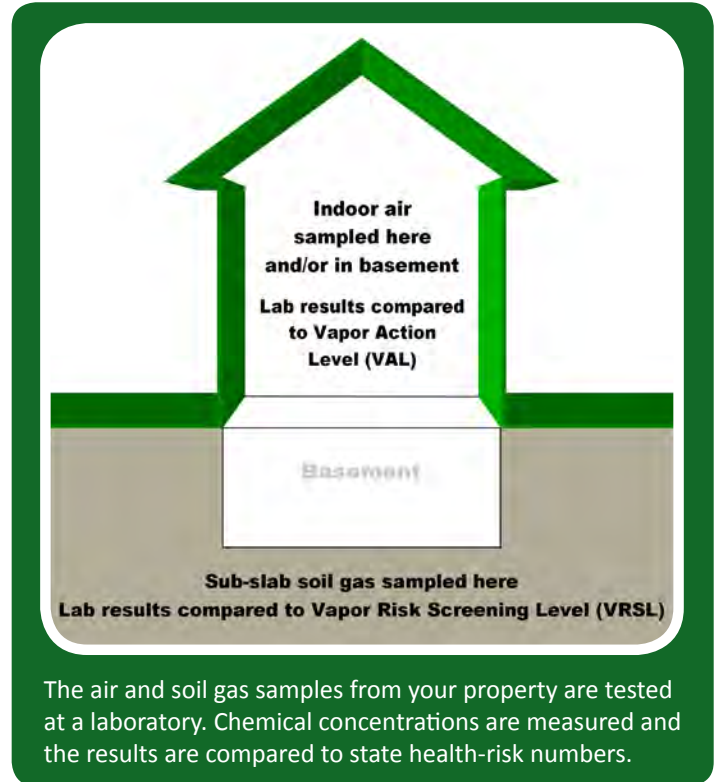
## Indoor Air Testing Results

If indoor air samples were collected in your house or building, test results from the lab will be compared to the state Vapor Action Level (VAL) for chemicals of concern. The VAL is a chemical compound's numerical value that represents a health hazard risk to no more than 1 in 100,000 people during a lifetime of exposure. If test results show chemical concentrations in your air below the VAL then adverse health effects are extremely rare, even if you were to breathe the chemical at this concentration for your entire life.

Test results showing chemical concentrations in the air at or above the VAL prompt DNR to recommend that exposure to these chemical vapors be reduced. If test results show concentrations significantly above the VAL, or more than one type of chemical vapor is identified in your indoor air, the risk from exposure increases. If the concentration of any indoor chemical vapor greatly exceeds the VAL, DNR is concerned about even short-term exposure and will typically require immediate action to address the problem.

The VAL for each chemical is set by scientific research. It is protective of all people, including those who are most susceptible to adverse health effects.

If test results identify chemicals in your air that are not present in nearby soil or groundwater contamination, it is likely that these vapors are coming from some product or activity in or near your house or building. Many everyday consumer products (e.g., cleaners, solvents, polish, adhesives, lubricants, aerosols, insect repellants, etc.); combustion processes (e.g., smoking, home heating); fuels in attached garages; dry cleaned clothing or draperies; and occupant activities (e.g., craft hobbies), also release chemical vapors into the air.



The air and soil gas samples from your property are tested at a laboratory. Chemical concentrations are measured and the results are compared to state health-risk numbers.

## Sub-slab Soil Gas Testing Results

Soil gas samples were collected from the ground beneath the concrete slab of your building foundation or basement. The lab measured the concentrations of various chemicals in these samples. DNR compares these measurements to the state Vapor Risk Screening Level (VRSL), which identifies the concentration of a chemical in soil gas that scientific research suggests can be a health risk if vapor enters a building. If soil gas measurements exceed the VRSL for a chemical of concern, action to reduce exposure is strongly recommended.

The VRSL is a higher number (higher chemical concentration) than the VAL because it is presumed that concrete building foundations and basement walls will prevent most soil gas from entering a building. Further, any soil gas that does enter a building through cracks, holes, sump pumps, drains, etc., will be diluted to some extent by the indoor air. So, people inside will not be breathing air that includes the full concentration of chemical vapors that exist in the ground.



Wisconsin Department of Natural Resources  
P.O. Box 7921, Madison, WI 53707  
[dnr.wi.gov](http://dnr.wi.gov), search "Brownfields"



DNR generally relies on the test results of the sub-slab soil gas samples when determining what, if any, action should be taken related to chemical vapors coming from nearby soil or groundwater contamination. Indoor air quality is highly variable, and it is difficult to make a definitive decision about vapor intrusion based on indoor air sampling alone.

### Follow-Up Actions

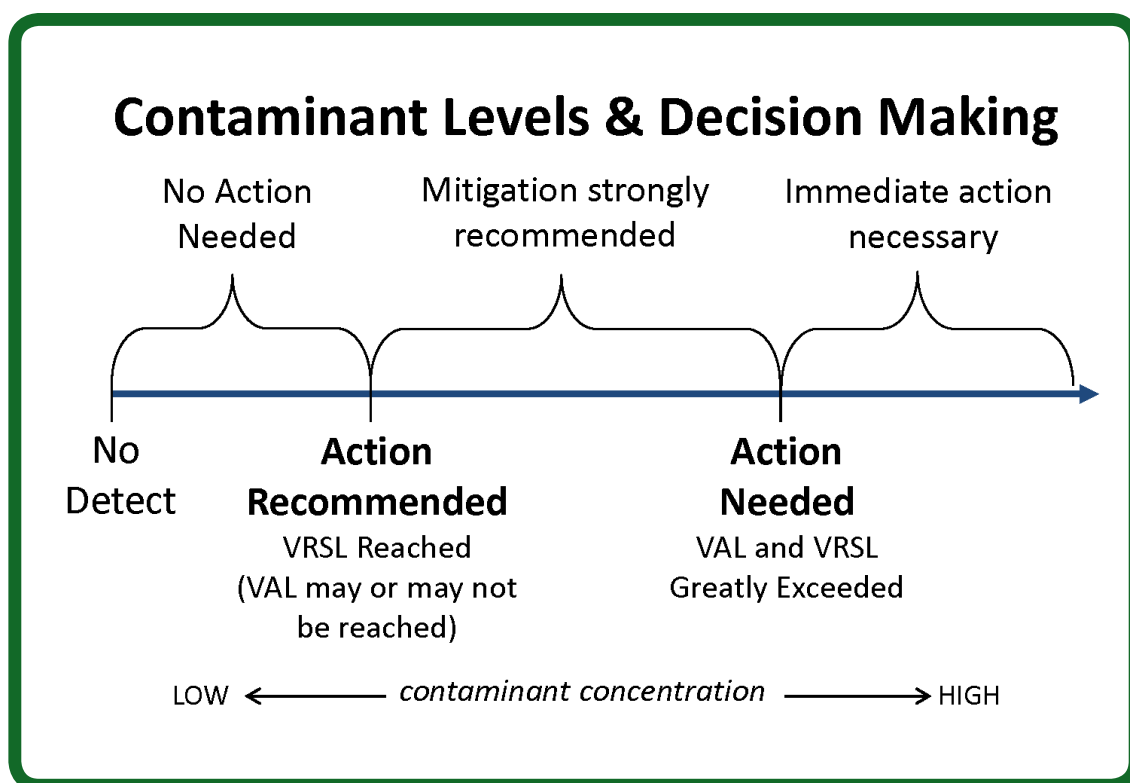
If your test results are less than a VAL for indoor air, or a VRSL for sub-slab soil gas, then the air in the house or building should not present a health concern. Follow-up sampling and testing may be necessary to confirm the results, but no other action is typically suggested.

When test results show soil gas chemical concentrations above a VRSL, both DNR and the Wisconsin Department of

Health Services recommend that owners take action to reduce potential exposure. This typically involves installing a vapor mitigation system that vents chemical vapors from beneath your home or building to the outdoors, similar to a radon mitigation system.

If indoor air concentrations exceed a VAL, but sub-slab concentrations are less than a VRSL, then the chemical vapors are most likely coming from indoor sources. Steps should be taken by the house or building owner to identify the products and practices causing the problem and implement appropriate remedies.

If soil gas mitigation is recommended, a representative of the party who is responsible for the soil or groundwater contamination will contact you to discuss your options.



**A Note about Measurement Units:** The lab report may include some unfamiliar technical language. The most important point to note is whether or not the test result for a specific chemical exceeds a VAL or VRSL, which are also sometimes referred to, generically, as “screening levels.”

The concentration of gaseous pollutants in air is typically described in two different ways: 1) as units of mass per volume, where  $\mu\text{g}/\text{m}^3$  represents micrograms of gaseous pollutant per cubic meter of ambient air; and 2) as parts per billion by volume (ppbv), where the volume of a gaseous pollutant is compared to a set volume of ambient air. These are the numbers that are compared to the VAL and VRSL.

For more information, visit [dnr.wi.gov/topic/Brownfields/Vapor.html](http://dnr.wi.gov/topic/Brownfields/Vapor.html)