



Site Investigation Report

for

Greentree Cleaners Tenant Space
Greentree Centre
5131 Douglas Avenue, Unit D
Racine, Racine County, Wisconsin

DNR FID #252138700
DNR BRRTS #02-52-579863

October 24, 2017

Apex Project No. PECO_2017-67

Prepared for:

Greentree Station LLC, c/o Phillips Edison & Company
11501 Northlake Drive
Cincinnati, Ohio 45249



October 24, 2017

Ms. Shanna Laube-Anderson
State of Wisconsin
Department of Natural Resources
Southeast Region Headquarters
2300 N. Dr. Martin Luther King, Jr. Drive
Milwaukee, Wisconsin 53212-3128

Re: Site Investigation Report
Greentree Cleaners Tenant Space, Greentree Centre
5131 Douglas Avenue, Unit D, Racine, Wisconsin
Wisconsin DNR Facility Identification #252138700
Wisconsin DNR BRRTS Activity #02-52-579863

Dear Ms. Laube-Anderson:

Greentree Station LLC retained Apex to conduct a Site Investigation at the dry cleaner tenant space at 5131 Douglas Avenue, Unit D. This tenant space is located within Greentree Station LLC's Greentree Centre, a retail strip mall located at 5055 & 5111-5141 Douglas Avenue in Racine, Racine County, Wisconsin.

Historical records show dry cleaning operations have been conducted in the tenant space from 1991 to present. Soil, groundwater and soil-gas testing was conducted to assess the nature and extent of volatile organic compounds (VOCs) impacts near the tenant space.

Enclosed is Apex's Site Investigation Report. At this time Apex is not requesting assistance from the Wisconsin DNR and a document review has not been included.

If you have any questions regarding our findings, please contact Jane Allan at (513) 771-3617 x3801. Thank you for attention to this matter.

Respectfully Submitted,
Apex Companies, LLC

Handwritten signature of Jane Allan in black ink.

Jane Allan
Senior Project Manager

Handwritten signature of Joseph P. Becker in black ink.

Joseph P. Becker, P.G.
Project Hydrogeologist

cc: Mr. Joe Schlosser, Greentree Station LLC

Attachments

TABLE OF CONTENTS

EXECUTIVE SUMMARY	ii
1.0 INTRODUCTION	1
1.1 Background Information	1
1.2 Previous Reports & Agency Correspondence	1
1.3 Objectives and Scope of Work	3
2.0 EXPANDED SUBSURFACE ASSESSMENT	4
2.1 Performance of a Geophysical Survey	4
2.2 Soil Sampling and Analytical Program.....	4
2.2.1 Soil Sampling	4
2.2.2 Soil Analysis	5
2.3 Groundwater Sampling and Analytical Program.....	5
2.3.1 Temporary Well Installation and Sampling.....	5
2.3.2 Monitoring Well Installation and Sampling/Analysis.....	5
2.3.3 Groundwater Analysis	6
2.4 Soil-Gas Sampling and Analytical Program.....	6
2.4.1 Vapor Sampling Probe Installation	6
2.4.2 Soil-Gas Analysis	7
3.0 SOIL AND GROUNDWATER CONDITIONS	8
3.1 Soil Conditions	8
3.2 Groundwater Conditions	8
3.2.1 Hydraulic Conductivity Testing.....	8
4.0 RESULTS OF SOIL, GROUNDWATER AND SOIL-GAS ANALYSIS	10
4.1 Results of the Soil Analysis.....	10
4.2 Results of Groundwater Analysis.....	11
4.3 Results of the Soil-Gas Analysis.....	12
5.0 SUMMARY	13
6.0 CONCLUSIONS AND RECOMENDATIONS	14

FIGURES

Figure 1:	Site Vicinity Map
Figure 2:	Site Plan
Figure 3:	Site Detail Showing Soil Sample Locations
Figure 3A:	Site Detail Showing Groundwater Sample Locations
Figure 3B:	Site Detail Showing Soil-Vapor Sample Locations
Figure 4:	Cross Section A-A'
Figure 5:	Site Detail Showing Groundwater Contours
Figure 6:	Site Detail Showing Soil Sample VOC Exceedances
Figure 6A:	Site Detail Showing Groundwater Sample VOC Exceedances
Figure 6B:	Site Detail Showing Soil-Vapor VOC Exceedances

TABLES

Table 1:	Summary of Soil Data for Volatile Organic Compounds
Table 2:	Summary of Groundwater Data for Volatile Organic Compounds
Table 3:	Summary of Soil-gas Data for Volatile Organic Compounds

APPENDICES

Appendix A:	Site Photographs
-------------	------------------

- Appendix B: Field Protocols, Soil-Gas Sample Logs & Well Data Sheets
- Appendix C: Boring Logs, Well Construction Diagrams & Wisconsin DNR Well and Borehole Forms
- Appendix D: Groundwater Elevation Measurements & Slug Test Analysis
- Appendix E: Laboratory Reports

EXECUTIVE SUMMARY

Greentree Station LLC (Client) retained Apex to conduct a site investigation at the dry cleaner tenant space at 5131 Douglas Avenue, Unit D (the Site). This tenant space is located within Client's Greentree Centre, a retail strip mall located at 5055 & 5111-5141 Douglas Avenue in Racine, Racine County, Wisconsin.

Historical records show dry cleaning operations have been conducted in the tenant space from 1991 to present. Several rounds of soil and groundwater sampling were conducted by others in the tenant space in 2005. These results were submitted to the Wisconsin Department of Natural Resources (DNR). In its letter issued in 2006, the Wisconsin DNR stated, that based upon the results of environmental testing, it considers the case to be closed and no further investigation or remediation is required at that time.

Greentree Cleaners' continued use of dry cleaning solvents in its operation through present day poses a recognized environmental condition. To assess the risk of subsurface impacts associated with the continued use of dry cleaning solvents in the tenant space since 2006, Apex conducted soil, groundwater and soil-gas sampling at the Site. The results of soil and groundwater data obtained in 2005 and 2017 were compared to current Residual Contaminant Levels (RCLs), and Groundwater Quality Standards (GQSs) and Vapor Risk Screening Levels (VRSLs), respectively, cited by the Wisconsin DNR since regulatory limits in effect prior to 2006 do not meet current cleanup criteria. The soil-gas data was compared to current Vapor Action Levels (VALs).

The soil analysis detected five volatile organic compounds (VOCs) at concentrations in excess of RCLs for the soil (leaching) component to groundwater, including tetrachloroethene (PCE), trichloroethene (TCE), benzene, methylene chloride and naphthalene. The soil analysis did not detect VOCs at concentrations in excess of RCLs for direct contact. Apex notes that benzene, methylene chloride and naphthalene are not associated with dry cleaning solvents, and were not detected in groundwater at concentrations in excess of Preventative Action Limit (PAL) GQS. Therefore, it is Apex's opinion that a soil remedy for the groundwater pathway for benzene, methylene chloride and naphthalene is not needed¹.

Analysis of one soil sample collected from an area with previous RCL exceedances did not detect PCE or TCE at concentrations in excess of RCLs. Potential leaching of PCE and TCE through soil into groundwater can be reduced by the continued maintenance of the existing concrete floor slab as an engineered barrier. It is Apex's opinion that VOCs detected in soil at concentrations in excess of RCLs for the soil component to groundwater have been delineated and that additional soil investigation is not warranted.

The groundwater analysis detected four VOCs at concentrations in excess of GQSs and/or VRSLs, including PCE, TCE, cis-1,2-dichloroethene (c-1,2-DCE), and vinyl chloride (VC). It is Apex's opinion that VOCs detected in groundwater at concentrations in excess of GQSs and/or VRSLs have been delineated. Considering the relatively low concentrations of chlorinated VOCs detected in

¹ Guidance on Soil Performance Standards, Remediation & Redevelopment Program, Wisconsin DNR, dated January 2014.

groundwater, the limited lateral extent of these compounds, and that these compounds do not appear to be migrating off-site, Apex does not believe that active remediation is warranted. However, to demonstrate plume stabilization and/or natural attenuation of these compounds, additional groundwater monitoring will be required. It is anticipated that up to two years of quarterly or semi-annual monitoring will be needed to demonstrate plume stabilization.

The soil-gas analysis detected three VOCs at concentrations in excess of VALs, including chloroform, PCE and TCE. It is Apex's opinion that the VOCs detected in soil-gas have been delineated, and that additional investigation is not warranted. However, to eliminate the soil-gas exposure pathway for building occupants, mitigation will be required. It is anticipated that a sub-slab depressurization system will be installed and follow-up monitoring will be conducted to verify the system is effectively mitigating vapor intrusion to indoor air.

**RESULTS OF SITE INVESTIGATION
GREENTREE CLEANERS TENANT SPACE, GREENTREE CENTRE
5131 DOUGLAS AVENUE
RACINE, RACINE COUNTY, WISCONSIN**

1.0 INTRODUCTION

Greentree Station LLC (Client) acquired a retail strip mall located at 5055 & 5111-5141 Douglas Avenue in Racine, Racine County, Wisconsin (the Site) from IRC Greentree, L.L.C in May 2017. The general vicinity of the Site is shown in **Figure 1**.

Prior to acquiring the Site, Client retained Apex Companies, LLC (Apex) to conduct a Phase I Environmental Site Assessment (ESA) at the Greentree Centre. The Phase I ESA identified one recognized environmental condition (REC), use of dry cleaning solvents in a tenant space currently occupied by Greentree Cleaners. The findings of the Phase I ESA were presented in Apex's report dated November 15, 2016.

Client subsequently retained Apex to conduct a Site Investigation (subsurface investigation) at the dry cleaner tenant space at 5131 Douglas Avenue, Unit D. The scope of work for the subsurface investigation was described in Apex's proposal to Client dated August 3, 2017.

1.1 Background Information

The Greentree Center occupies approximately 9-acres, and is developed with three single-story masonry buildings with slab-on-grade floors (no basements) and asphalt pavement as shown in **Figure 2**. The Greentree Cleaners tenant space is approximately 1,800 square feet and includes a closed loop dry cleaning plant, located near the central portion of the tenant space as shown in **Figure 3**. Photographs of the dry cleaning tenant space are included in **Appendix A**.

Historical records show two businesses have operated dry cleaning plants in this tenant space: One Hour National Dry Cleaning from 1991 through 1996 and Greentree Cleaners from 1996 to present. Businesses immediately adjoining the dry cleaner tenant space include USA Payday Loans to the north and Cost Cutters Family Hair Salon to the south.

1.2 Previous Reports & Agency Correspondence

Phase I ESA (2016). Apex's November 2016 Phase I ESA report included review of a previous report by ATC Group Services, LLC (ATC) titled *Phase I Environmental Site Assessment of Greentree Center and Outlot, 5055, 5111, 5125 and 5141 Douglas Avenue, Caledonia, Wisconsin 53402*, dated February 22, 2016.

In its Phase I ESA report, ATC states the following: *The potential for dry cleaning operations to have impacted soil and groundwater at the property since the closure letter was issued in 2006 represents a recognized environmental condition (REC) and a vapor encroachment condition (VEC) can't be ruled out.*

Results of Soil Analysis (2005). The ATC report included a copy of report by Hygienetics Environmental Services, Inc. (Hygienetics) titled *Draft Limited Phase II Subsurface Soil Screening*

Investigation, Green Tree Shopping Center – Green Tree Cleaners, 5131 D Douglas Avenue, Caledonia, Wisconsin 53402, dated April 19, 2005.

Hygienetics collected soil samples from four borings, three were located adjacent to the dry cleaning plant (B-1 through B-3) and the fourth boring (B-4) was located near the back door of the tenant space as shown in **Figure 3**. The soil samples were analyzed for volatile organic compounds (VOCs) and the analysis detected tetrachloroethene (PCE) and trichloroethene (TCE) at depths ranging from 2 to 5 feet below ground surface (bgs), the maximum depth explored. The results of the soil analysis by Hygienetics are summarized in **Table 1** and discussed in **Section 4.0**.

Results of Soil and Groundwater Analysis (2006). The ATC Phase I ESA also contained a copy of another report for the Site prepared by ECS Illinois (ECS) titled *Site Investigation Report, Greentree Cleaners, 5131-D Douglas Avenue, Caledonia, Wisconsin WIFID No. 252138700, BRRTS 02-52-544402*, dated March 10, 2006. In its report, ESC States the following:

ECS collected soil samples from six borings, including the area of the highest previous VOC concentrations in soil (near the back door of the dry cleaner tenant space). To evaluate potential groundwater impacts, ECS collected a groundwater sample from the boring advanced near the back door of the tenant space (the only boring which encountered groundwater). The soil and groundwater samples were analyzed for VOCs. The soil data shows that the apparent lateral and vertical extent of VOC-impacted soil has been defined. The soil analysis detected relatively low concentrations of VOCs (0.003 to 1.4 milligrams per kilogram, mg/kg). These concentrations do not exceed generic soil screening levels (SSLs) cited by the US Environmental Protection Agency. Similarly, the groundwater analysis did not detect VOCs at concentrations in excess of regulatory limits. In our opinion, VOCs were not detected in soil or groundwater samples at concentrations suggesting past catastrophic or severe release. The source of VOCs in the subsurface has not been determined, but is believed to reflect isolated spills over time.

The location of soil borings by ECS (B-1 through B-4 and EB-1 through EB-5) are shown in **Figure 3**. The results of soil and groundwater analysis conducted by ECS are included in **Tables 1 and 2**, respectively, and are discussed in **Section 4.0**.

Correspondence from Wisconsin DNR (2006). Apex also reviewed a letter to Inland Commercial Property Management from the Wisconsin DNR² titled *Unrestricted Closure for Greentree Cleaners, 5131-D Douglas Ave., Caledonia, WI BRRTS 02-52-544402, FID 252138700*, dated June 9, 2006. In its letter, the Wisconsin DNR states the following:

On June 7, 2006, your site was reviewed for closure. Based upon the correspondence and data provided, it appears that your case meets the requirements of ch. NR 726, Wisconsin Administrative Code. The Department considers this case closed and no further investigation or remediation is required at this time.

² Source: Wisconsin Department of Natural Resources (DNR) Bureau for Remediation and Redevelopment Tracking System (BRRTS) data repository.

Apex notes that Greentree cleaners continued to operate the dry cleaning plant from 2006 to present. Apex also notes that regulatory limits cited by the Wisconsin DNR have been updated since the closure letter was issued in 2006.

Limited Subsurface Assessment (2017). To assess the risk of subsurface impacts associated with the continued use of dry cleaning solvents at the Greentree Cleaners tenant space since 2006, Apex conducted subsurface assessment on June 13 and 14, 2017.

Subsurface assessment included collection of soil samples from two borings (TW-1 and TW-3), collection of groundwater samples from two temporary monitoring wells (TW-1 and TW-3) and soil-gas samples from three locations (SV-1 through SV-3), in June 2017. Apex notes that groundwater was not encountered in one temporary well (TW-2). The locations of the soil borings, temporary monitoring well locations and soil-gas samples are shown in **Figures 3, 3A and 3B**, respectively.

- The soil analysis detected five VOCs at concentrations in excess of Non-Industrial and Industrial Residual Contaminant Levels (RCLs), including PCE, TCE, benzene, methylene chloride and naphthalene.
- The groundwater analysis detected four VOCs at concentrations in excess of Groundwater Quality Standards (GQS), including PCE, TCE, cis-1,2-dichloroethene (c-1,2-DCE), and vinyl chloride (VC).
- The soil-gas analysis detected PCE in one sample at a concentration in excess of commercial Vapor Action Levels (VALs)

The results of the soil analysis, groundwater analysis and soil-gas analysis are summarized in **Tables 1, 2 and 3**, respectively.

1.3 Objectives and Scope of Work

To further characterize the extent of VOC impacts in soil, groundwater and sub-slab soil-gas, Apex conducted expanded assessment in and near the dry cleaner tenant space in August and September 2017. The specific scope of work included (1) soil sampling/analysis; (2) monitoring well installation and groundwater sampling/analysis; and (3) soil-gas sampling/analysis

The subsurface assessment activities are discussed in **Section 2.0**; soil and groundwater conditions are discussed in **Section 3.0**; the results of soil, groundwater and soil-gas analysis are discussed in **Section 4.0**; a summary of the assessment are discussed in **Section 5.0**; and conclusions and recommendations are discussed in **Section 6.0**.

2.0 EXPANDED SUBSURFACE ASSESSMENT

Subsurface assessment included a non-invasive geophysical survey to clear underground utilities, collection of soil samples from four borings (MW-1, MW-4, MW-5 and MW-6), installation and sampling of seven permanent groundwater monitoring wells (MW-1 through MW-7), and collection of five soil-gas samples (SV-4 through SV-8) between August 9 through 16, 2017. To further assess subsurface conditions, one additional temporary well (TW-3A) was installed and sampled, one additional monitoring well (MW-8) was installed and sampled, and three additional soil-gas samples (SV-9 through SV-11) were collected between September 12 through 15, 2017.

The locations of the soil borings, monitoring wells and sub-slab sample locations are shown in **Figures 3, 3A and 3B**, respectively. Photographs taken at the time of fieldwork are included in **Appendix A**. Apex's field protocols are described in **Appendix B**.

2.1 Performance of a Geophysical Survey

Apex retained Ground Penetrating Radar Systems, Inc. (GPRS) to perform a non-invasive geophysical survey in an effort to clear the boring locations and avoid damaging underground utilities. The geophysical survey was performed using a combination of ground-penetrating radar (GPR) and radio detection (RD) techniques.

2.2 Soil Sampling and Analytical Program

2.2.1 Soil Sampling

To assess soil conditions at the Site, Apex used a track-mounted Geoprobe™ rig to collect soil samples from nine borings (MW-1 through MW-8 and TW-3A), each advanced to probe refusal, encountered at depths ranging from 12 to 20 feet below ground surface (bgs). Soil borings were advanced in the locations of the eight permanent monitoring wells prior to well installation to collect soil samples and for lithologic description as described below. One soil boring was advanced for lithologic description and was used to construct a temporary monitoring well. The locations of the soil borings/monitoring wells are shown in **Figure 3A**.

It should be noted that soil sampling was planned adjacent to the dry cleaning plant, however, the geophysical survey identified electrical conduits throughout the tenant space. Recent analysis of a soil-gas sample collected adjacent to the dry cleaning plant (in June 2017) did not detect VOCs at concentrations in excess of VALs. Based on this result, and considering access limitations, at this time, Apex does not propose to conduct additional soil sampling adjacent to the dry cleaning plant.

Lithologic Description. Soil samples were logged continuously from ground surface to the bottom of each boring. An experienced Apex geologist documented the subsurface conditions (soil type, volatile emissions using a photoionization detector [PID], the presence of staining, odors and groundwater levels, etc.) in each boring. Field screening of soil generally did not exhibit indications of VOC impacts. The soil conditions and results of field screening are shown in Apex's boring logs, and Wisconsin DNR Soil Boring Log Information forms (Form 4400-122) in accordance with WAC NR 716.15(4)(g)(4), included in **Appendix C**.

2.2.2 Soil Analysis

Soil samples collected in areas of previous RCL exceedances were collected to document the lateral and vertical extent of chemical impacts. Soil collected from four borings, MW-1 (depths of 4 and 10 feet bgs), MW-2 (depth of 4 feet bgs), MW-5 (depth of 3 feet bgs), and MW-6 (depths of 3 feet and 10 feet bgs), were analyzed for VOCs by EPA Method 5035/8260. The soil analysis was performed by Pace Analytical, a National Environmental Laboratory Accreditation Conference (NELAP) certified laboratory. The soil analysis was performed on a 5-day laboratory turnaround basis. The results of the soil analysis for VOCs are summarized in **Table 1** and discussed in **Section 4.1**.

2.3 Groundwater Sampling and Analytical Program

2.3.1 Temporary Well Installation and Sampling

Apex installed three temporary groundwater wells (TW-1 through TW-3), each to a depth of 12 feet bgs at the locations shown in **Figure 3A**. Apex notes that groundwater was not encountered in one temporary well (TW-2). In an effort to advance the boring to a depth greater than 12 feet bgs, an additional temporary well (TW-3A) was advanced to a depth of 20 feet bgs on September 12 at the location shown in **Figure 3A**.

The temporary wells were constructed by lowering a 1-inch polyvinyl chloride (PVC) well screen into an open borehole. Groundwater samples were collected using a low flow pump. Apex's field protocols are described in **Appendix B**.

2.3.2 Monitoring Well Installation and Sampling/Analysis

Apex also installed eight shallow groundwater monitoring wells (MW-1 through MW-8) at the locations shown in **Figure 3A**. The monitoring wells were installed to auger refusal, encountered at depths ranging from 19½ to 20 feet bgs. Apex constructed the wells using 2-inch diameter, schedule 40 PVC, factory-slotted well casing and blank risers. Following drilling and soil sampling, a well screen and riser was placed into the open borehole and a sand filter pack was placed in the annulus surrounding the well casing. This sand pack was placed to a depth of 2-feet above the well screen. The remainder of the borehole was backfilled with a well seal consisting of bentonite clay and grout. The monitoring wells were completed at ground surface using a flush-mount well box. A magnet was placed in the void between the cover and the annular space seal in accordance with NR 716.13(14)(b). Apex's well construction diagrams, and Wisconsin DNR Groundwater Monitoring Well Information form (Form 4400-89) and Monitoring Well Construction forms (Form 4400-113A) in accordance with WAC NR 716.15(4)(g)(2), are included in **Appendix C**.

Elevation Survey/Water Level Measurement. Following installation, the top of seven of the well casings (MW-1 through MW-7) were surveyed for lateral and vertical control by a licensed surveyor. One monitoring well (MW-8) was installed at a later date, and was surveyed for vertical control using a laser level and the elevation of the previously surveyed wells as a datum. Several days following well installation, stabilized ground water levels were measured in each well within an accuracy of 0.01-foot. The water level data and the results of the well elevation survey was used to calculate the groundwater gradient and lateral flow direction at the Site.

Monitoring Well Development. Following installation, the monitoring wells were developed to remove sediment and to improve hydraulic communication with the surrounding aquifer. Well development procedures consisted of the removal of approximately three to five well casing volumes of groundwater, and are documented in Wisconsin DNR Monitoring Well Development forms (Form 4400-113B) in accordance with WAC NR 716.15(4)(g)(3), included in **Appendix C**.

Groundwater Sampling. Groundwater samples were collected from each of the eight monitoring wells using a low flow pump, in accordance with Wisconsin DNR-approved protocols. The groundwater samples were placed in clean, laboratory-supplied vials or bottles, labeled and placed in a chilled cooler pending delivery to the analytical laboratory. Appropriate chain-of-custody protocols were maintained throughout the sample-handling process, and a temperature blank was included in each shipping container.

2.3.3 Groundwater Analysis

One groundwater sample from each monitoring well (eight total) was analyzed for VOCs by EPA Method 8260. For quality control purposes, one duplicate groundwater sample (collected from monitoring well MW-1) and one trip blank were also analyzed for VOCs. The groundwater analysis was also performed by Pace Analytical, a NELAC-certified lab, on a 5-day laboratory turnaround basis. The results of the groundwater analysis are summarized in **Table 2** and discussed in **Section 4.2**.

2.4 Soil-Gas Sampling and Analytical Program

2.4.1 Vapor Sampling Probe Installation

Apex installed 11 sub-slab soil-gas (vapor) probes (SV-1 through SV-11) through the concrete floor slab using a rotary hammer drill at the locations shown in **Figure 3B**. One soil-gas sample was collected adjacent to chemical storage (SV-1), one adjacent to the dry cleaning plant (SV-2), one near the center of the tenant space (SV-3) and eight samples (SV-4 through SV-11) were used to assess the lateral extent of VOCs in sub-slab soil-gas. A description of Apex's field protocols and Soil-Gas Sample Logs are included in **Appendix B**.

The probes were installed by drilling a small diameter hole (5/8-inch) through the concrete slab into the underlying gravel-aggregate layer, approximately nine inches below the top of the concrete floor. A 1-inch diameter hole was drilled in the same location to approximately 1/2-inch below the top of the concrete floor for leak testing. The hole was then cleared of any debris prior to installing the soil-gas probe. The soil-gas probes consisted of a brass adapter/compression coupling, covered with a silicone tube, which was inserted and seated firmly into the 5/8-inch diameter hole drilled through the concrete slab. Apex installed vapor pins³ in the concrete slab in 4 locations to allow for future sample collection, if warranted.

The soil-gas samples were collected using batch-certified 6-liter Summa® canisters (evacuated stainless steel canisters) with (30-minute) flow control valves with a flow rate of 200 milliliters per minute (mL/min). At each of the soil vapor probe location, the Summa® canister was connected to

³ A re-usable sub-slab soil-gas sampling device

the sample probe and the regulator valve was opened. The initial time and vacuum pressure were recorded and monitored throughout sample collection. Chain of custody documentation was maintained throughout the sample handling process. Results of the field screening, purge volumes, leak test observations, sampling intervals, initial and final vacuum pressures and laboratory-supplied equipment identification numbers are summarized in the sub-slab sampling logs included in **Appendix B**.

Following collection of the soil-gas samples, the soil-gas probes were removed from the slab and the sampling areas were restored with concrete to match the surrounding hard surface. In areas where vapor pins were installed, the pins were capped to prevent transmission and covered with a secure stainless steel cover. Site photographs of the soil-gas sampling locations are included in **Appendix A**. Soil-gas sampling details (i.e., results of field screening and leak testing; sample duration, initial and final canister pressures; and laboratory identification numbers) are recorded in the soil-gas sample logs included in **Appendix B**.

2.4.2 Soil-Gas Analysis

The soil-gas samples (one sample from each vapor extraction point) were analyzed for VOCs by EPA Method TO-15. The soil-gas analysis was performed by Pace Analytical on a 5-day laboratory turnaround basis. The results of the soil-gas analysis are summarized in **Table 3** and discussed in **Section 4.3**.

3.0 SOIL AND GROUNDWATER CONDITIONS

3.1 Soil Conditions

Apex advanced eight borings to rod refusal, encountered at depths ranging from 12 to 20 feet bgs. The soil borings encountered the following generalized lithologic sequence:

- Asphalt pavement approximately 4 inches thick was encountered at ground surface which was underlain by approximately 6 inches of crushed stone aggregate.
- Silty clay with occasional discontinuous lenses of sand or silt interbeds were encountered below the crushed stone/aggregate to a depth of 20 feet bgs, the maximum depth explored.

Apex did not encounter significant volatile emissions measured using a PID, chemical odors or other indications of a potential chemical release. The exception was a slight solvent odor observed in soil collected from two borings, MW-2 and MW-6 each at depths of 4 to 5 feet bgs. Refer to boring logs included in **Appendix C** for additional information regarding the soil conditions. A cross section of the Site is provided as **Figure 4**.

3.2 Groundwater Conditions

Groundwater at the Site occurs in an unconfined (water table) aquifer. Groundwater was generally encountered at depths ranging from 10 to 12 feet bgs at the time of drilling. The top of the monitoring wells casings were surveyed for lateral and vertical control by Spaceco, Inc., a licensed surveyor.

Stabilized groundwater was measured at depths ranging from 9.48 to 13.11 feet bgs (618.29 to 621.59 feet above mean sea level). Based upon water level measurements, Apex calculates groundwater flows to the east at a gradient of 0.02 ft./ft. (horizontal to vertical). Groundwater contours measured on September 15, 2017 are shown in **Figure 4**. It should be noted that water levels measured in MW-6 were somewhat anomalous and not used to create groundwater contours shown in **Figure 4**. The top of the well casings, water level measurements and groundwater elevations are summarized in a table included in **Appendix D**.

3.2.1 Hydraulic Conductivity Testing

Apex performed in-situ hydraulic testing in three wells (MW-1, MW-3 and MW-5) to measure the hydraulic conductivity of the shallow aquifer beneath the Site. A pressure transducer/data logger was lowered below the water table and the water level was allowed to stabilize. The transducer/data logger was then connected to a Rugged Reader® using a waterproof coaxial cable. A quantity of water ('slug') was quickly removed from the well and rising head recovery rates were measured over time, until the water level recovered over the duration of the test. Due to the slow recovery, the test was performed only once per well.

The Bouwer & Rice Method⁴ was used to calculate a hydraulic conductivity (K) which ranged from 5.44×10^{-5} centimeters/second (for MW-3) to 2.98×10^{-6} centimeters/second (for MW-1) which shows

⁴ Bouwer, Herman. 1989. The Bouwer and Rice Slug Test – An Update. *Groundwater*, Vol. 27, No. 3: 304-309.

that water moves relatively slowly in the underlying aquifer (water bearing zone). The test parameters, field measurements, and head verses time data generated during the test runs are included as **Appendix D**.

4.0 RESULTS OF SOIL, GROUNDWATER AND SOIL-GAS ANALYSIS

To assess the soil, groundwater and soil-gas conditions in the vicinity of the Greentree Cleaners tenant space, Apex collected soil samples from six borings for analysis; groundwater samples from three temporary wells and eight dedicated monitoring wells; and sub-slab soil-gas samples from 11 locations. The results of the soil, groundwater and soil-vapor analysis are discussed in the following sections.

For soil, groundwater and soil-gas samples, the reporting limit for VOC analysis was the method detection limit for the analytical method used.

4.1 Results of the Soil Analysis

Apex collected soil samples from six borings, TW-1 (5 feet bgs), TW-3 (7 feet bgs), MW-1 (4 and 10 feet bgs), MW-2 (4 feet bgs), MW-5 (3 feet bgs) and MW-6 (5 feet bgs). The soil samples were analyzed for VOCs by EPA Method 5035/8260. As mentioned in **Section 1.2**, Hygienetics analyzed four soil samples for VOCs in 2005 and ECS analyzed ten soil samples for VOCs in 2005 (report dated 2006). The results of the soil analysis are summarized in **Table 1**.

Apex notes that regulatory limits at the time of the Wisconsin DNR closure (2006) have been updated with more stringent criteria. To evaluate compliance with current standards, Apex compared the soil data to current RCLs.

The results of the soil analysis for samples collected by Apex (in 2017), by Hygienetics (in 2005) and by ECS (in 2005) were compared to Non-Industrial and Industrial RCLs for Direct Contact and the soil (leaching) component to groundwater cited in the U.S. Environmental Protection Agency's (USEPA) Regional Screening Level Web-Calculator (June 2016) in accordance with Wisconsin Administrative Code NR 720 (WAC 720).

The soil analysis detected five VOCs at concentrations in excess of RCLs, including PCE, TCE, benzene, methylene chloride and naphthalene. The highest concentrations of these compounds and the borings/depths are summarized below.

Compound	Boring @ Depth (bgs)	Year Collected	Concentrations in milligrams per kilogram Detected (mg/kg)			
			Highest Concentration	Residual Contaminant Levels		
				Non-Industrial	Industrial	Soil (leaching) Groundwater
PCE	B-4 @ 2-4 ft.	2005	1.4	33	145	0.0023
TCE			0.0021	1.3	8.41	0.0018
benzene			0.0057	1.6	7.07	0.0026
methylene chloride	TW-1 @ 5 ft.	2017	0.512	61.8	1,150	0.0013
naphthalene	EB-4 @ 3 ft.	2005	0.71	5.52	24.1	0.3291

Concentration exceeding the RCL is highlighted in yellow and shown as **bold**
 Exceeded RCL is highlighted in green

As summarized above, the soil analysis detected VOCs at concentrations in excess of RCLs for the soil (leaching) component to groundwater exposure pathway. The soil analysis did not detect any VOCs at concentrations in excess of RCLs for direct-contact (non-industrial and industrial), and no other VOCs at concentrations in excess of RCLs for the soil component to groundwater per WAC 720. The results of the soil analysis, RCLs and sample depths are summarized in **Table 1** and the sample locations are shown in **Figure 3**. The sample locations with VOC concentrations in excess of RCLs are summarized and shown in **Figure 6**. Copies of the laboratory reports and the chain-of custody form are included in **Appendix E**.

4.2 Results of Groundwater Analysis

Apex collected three groundwater samples from temporary monitoring wells, TW-1, TW-3 and TW-3A and eight groundwater samples from dedicated monitoring wells (MW-1 through MW-8). Apex also collected one duplicate sample (from MW-1) and one trip blank. The groundwater samples were analyzed for VOCs by EPA Method 8260. As mentioned above, ECS analyzed one groundwater sample (GW-2) for VOCs in 2005.

The results of the groundwater analysis were compared to Groundwater Quality Standards (GQS, Enforcement Standards and Preventative Action Limits) cited in WAC NR 140.10 Table 1 (WAC 140) and Vapor Risk Screening Levels (VRSLs) for groundwater for a commercial property use based on the USEPA Vapor Intrusion Screening Level Calculator (VISLC, Version 3.5.1, May 2016) with an excess lifetime cancer risk of 1×10^{-5} in accordance with WAC NR 716 (WAC 716).

The groundwater analysis detected four VOCs at concentrations in excess of GQSs, including PCE, TCE, c-1,2-dichloroethene (c-1,2-DCE), and vinyl chloride (VC). The highest concentrations of these compounds and the sample location are summarized below.

Compound	Groundwater Sample	Concentrations in micrograms per liter (µg/L)			
		Highest Detected Concentration	Groundwater Quality Standards		Vapor Risk Screening Levels
			Enforcement Standards	Preventative Action Limits	Commercial Use
PCE	MW-1	945	5	0.5	240
TCE	TW-3	15.4	5	0.5	22
c-1,2-DCE	TW-3	25.5	70	7	Not Established
VC	MW-1	10.7	0.2	0.02	25

Concentration exceeding the GQS is highlighted in yellow and shown as **bold**
 Exceeded GQS is highlighted in green

The groundwater analysis detected VOCs at concentrations in excess of GQS enforcement standards and preventative action limits. Additionally, the groundwater analysis detected one compound at a concentration in excess of the VRSL. The results of the groundwater analysis, GQSs and VRSLs are summarized in **Table 2** and the sample locations are shown in **Figure 3A**. The sample locations with VOC concentrations in excess of GQSs and/or VRSLs are summarized and shown in **Figure 6A**. Copies of the laboratory reports and the chain-of-custody form are included in **Appendix E**.

4.3 Results of the Soil-Gas Analysis

Apex collected 11 soil-gas samples immediately below the concrete floor slab in, and adjacent to the dry cleaner tenant space at the locations shown in **Figure 3B**. One soil-gas sample was collected adjacent to chemical storage (SV-1), one adjacent to the dry cleaning plant (SV-2), one near the center of the tenant space (SV-3) and eight samples (SV-4 through SV-11) were used to assess the lateral extent of VOCs in sub-slab soil-gas. The soil-gas samples were analyzed for VOCs by EPA Method TO-15.

The results of the soil-gas analysis were compared to sub-slab Vapor Action Levels (VALs) for a commercial property use based on the USEPA VISLC (Version 3.5.1, May 2016) with an excess lifetime cancer risk of 1×10^{-5} in accordance with WAC 716.

The soil-gas analysis detected PCE in two samples, and TCE and chloroform in one sample at concentrations in excess of commercial VALs per WAC 716 as summarized below.

Compound	Sample Number	Concentrations in micrograms per liter (µg/L)	
		Detected Concentration	Sub-Slab Vapor Action Level
PCE	SV-3	7,720	6,000
	SV-4	26,100	
TCE	SV-4	491	290
Chloroform	SV-4	630	180

Concentration exceeding the VAL is highlighted in yellow and shown as **bold**
 Exceeded VAL is highlighted in green

The soil-gas analysis did not detect any additional VOCs at concentrations in excess of commercial VALs per WAC 716. The results of the soil-gas analysis and VALs are summarized in **Table 3**. The sample locations with VOC concentrations in excess of VALs are summarized and shown in **Figure 6B**. Copies of the laboratory reports and the chain-of custody form are included in **Appendix E**.

5.0 SUMMARY

Client retained Apex to conduct a Site Investigation at the dry cleaner tenant space at 5131 Douglas Avenue, Unit D. This tenant space is located within Client's Greentree Centre, a retail strip mall located at 5055 & 5111-5141 Douglas Avenue in Racine, Racine County, Wisconsin.

Historical records show two dry cleaning businesses have operated dry cleaning plants in this tenant space: One Hour National Dry Cleaning from 1991 through 1996 and Greentree Cleaners from 1996 to present. Several rounds of soil and groundwater sampling were conducted by others in the tenant space in 2005. These results were submitted to the Wisconsin DNR. In its letter issued in 2006, the Wisconsin DNR stated, that based upon the results of environmental testing, it considers the case to be closed and no further investigation or remediation is required at that time.

Greentree Cleaners' continued use of dry cleaning solvents in its operation through present day poses a REC. To assess the risk of subsurface impacts associated with the continued use of dry cleaning solvents in the tenant space since 2006, Apex conducted limited soil, groundwater and soil-gas sampling at the Site. Apex notes that regulatory limits at the time of the Wisconsin DNR closure (2006) have been updated with more stringent criteria. To evaluate compliance with current standards, Apex compared the soil and groundwater data obtained in 2005 and 2017 to current RCLs and GQS. The soil-gas data was compared to current VALs.

The soil analysis detected five VOCs at concentrations in excess of RCLs for the soil (leaching) component to groundwater, including benzene, methylene chloride, naphthalene, PCE and TCE. The soil analysis did not detect VOCs at concentrations in excess of RCLs for direct contact. The groundwater analysis detected four VOCs at concentrations in excess of GQSs and/or VRSLs, including PCE, TCE, *c*-1,2-DCE, and VC. The soil-gas analysis detected three VOCs at concentrations in excess of VALs, including chloroform, PCE and TCE.

6.0 CONCLUSIONS AND RECOMENDATIONS

The results of the soil analysis detected benzene, methylene chloride and naphthalene at concentrations in excess of the soil (leaching) component to groundwater. However, Apex notes that these compounds are not associated with dry cleaning solvents, and were not detected in groundwater at concentrations in excess of Preventative Action Limit (PAL) GQSs. Therefore, it is Apex's opinion that a soil remedy for the groundwater pathway for benzene, methylene chloride and naphthalene is not needed⁵.

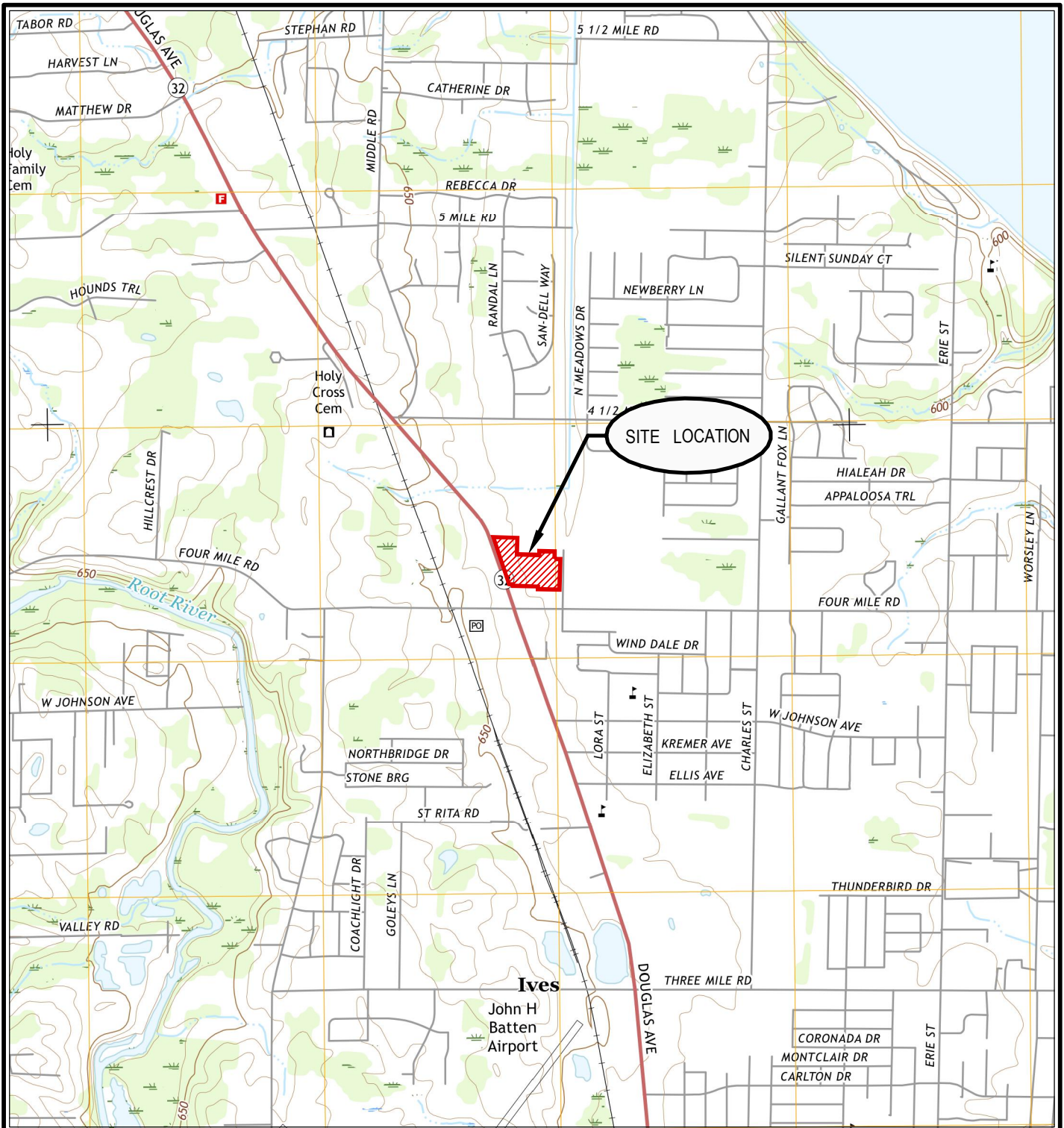
Previous detections of PCE and TCE in soil collected from below the floor slab could not be replicated due to subsurface obstructions. However, analysis of one soil sample collected from an area with previous RCL exceedances did not detect PCE or TCE at concentrations in excess of RCLs. Potential leaching of PCE and TCE through soil into groundwater can be reduced by the continued maintenance of the existing concrete floor slab as an engineered barrier. It is Apex's opinion that VOCs detected in soil at concentrations in excess of RCLs for the soil component to groundwater have been delineated and that additional soil investigation is not warranted.

It is Apex's opinion that VOCs detected in groundwater at concentrations in excess of GQSs and/or VRSLs have been delineated. Considering the relatively low concentrations of chlorinated VOCs detected in groundwater, the limited lateral extent of these compounds, and that these compounds do not appear to be migrating off-site, Apex does not believe that active remediation is warranted. However, to demonstrate plume stabilization and/or natural attenuation of these compounds, additional groundwater monitoring will be required. It is anticipated that up to two years of quarterly or semi-annual monitoring will be needed to demonstrate plume stabilization.

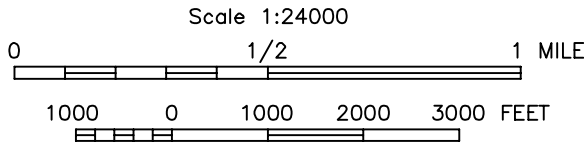
It is Apex's opinion that the VOCs detected in soil-gas have been delineated, and that additional investigation is not warranted. However, to eliminate the soil-gas exposure pathway for building occupants, mitigation will be required. It is anticipated that a sub-slab depressurization system will be installed and follow-up monitoring will be conducted to verify the system is effectively mitigating vapor intrusion to indoor air.

⁵ Guidance on Soil Performance Standards, Remediation & Redevelopment Program, Wisconsin DNR, dated January 2014.

Figures



QUADRANGLE LOCATION



(SOURCE OF MAP IS USGS 7.5 MINUTE QUADRANGLE MAP, RACINE NORTH (2016), WISCONSIN)



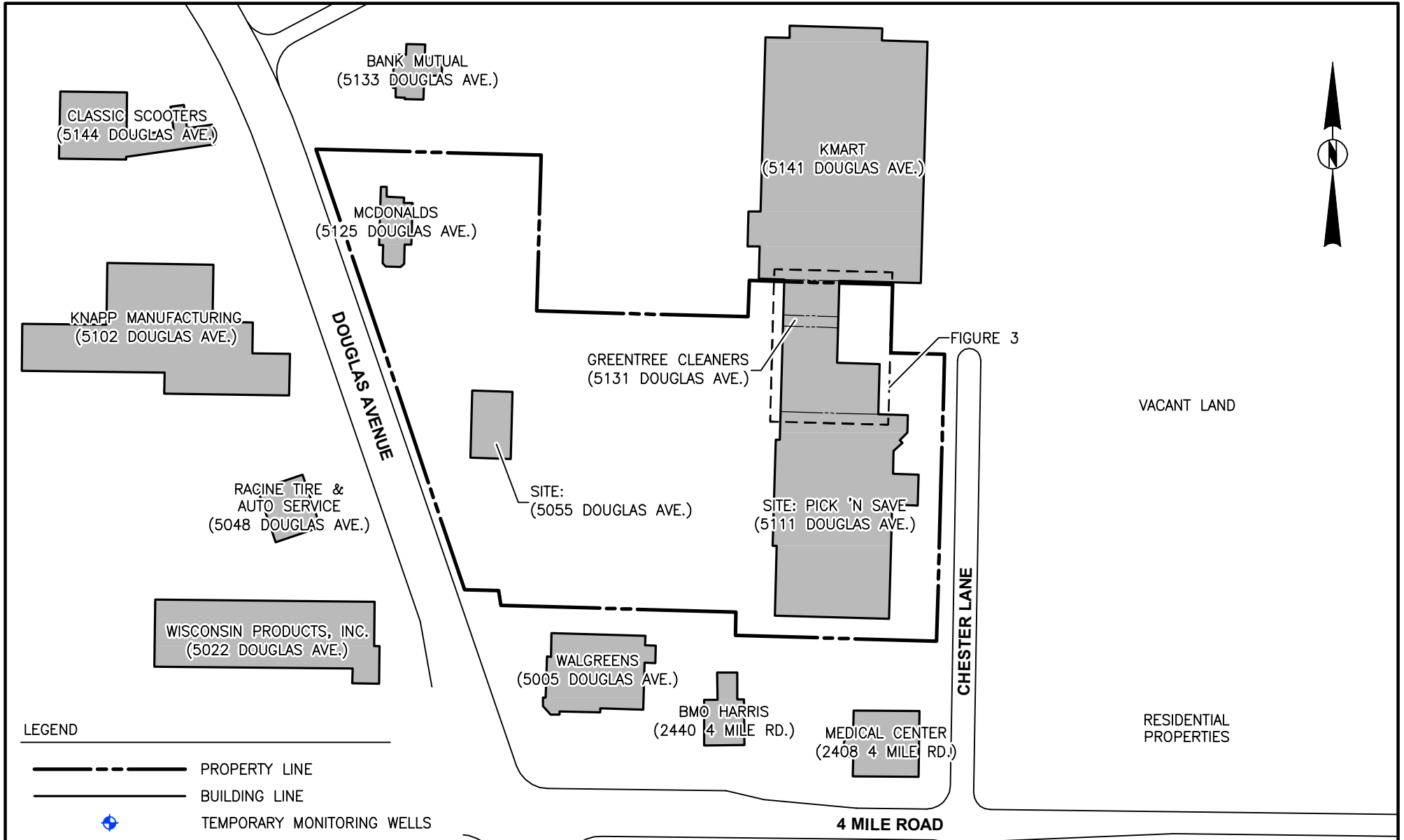
CHECK BY	JB
DRAWN BY	EM
DATE	06-27-17
SCALE	AS SHOWN
CAD NO.	PECO.2017.67-B
PRJ NO.	PECO_2017-67

SITE LOCATION MAP
 GREENTREE CENTRE
 5131 DOUGLAS AVENUE, UNIT D
 RACINE, WISCONSIN



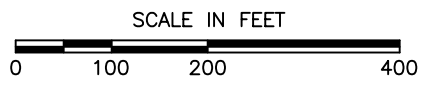
FIGURE

1



LEGEND

- PROPERTY LINE
- BUILDING LINE
- TEMPORARY MONITORING WELLS



CHK BY	JB
DWN BY	EM
DATE	06-27-17
SCALE	AS SHOWN
CAD NO.	PECO.2017.67-A
PRJ NO.	PECO_2017-67

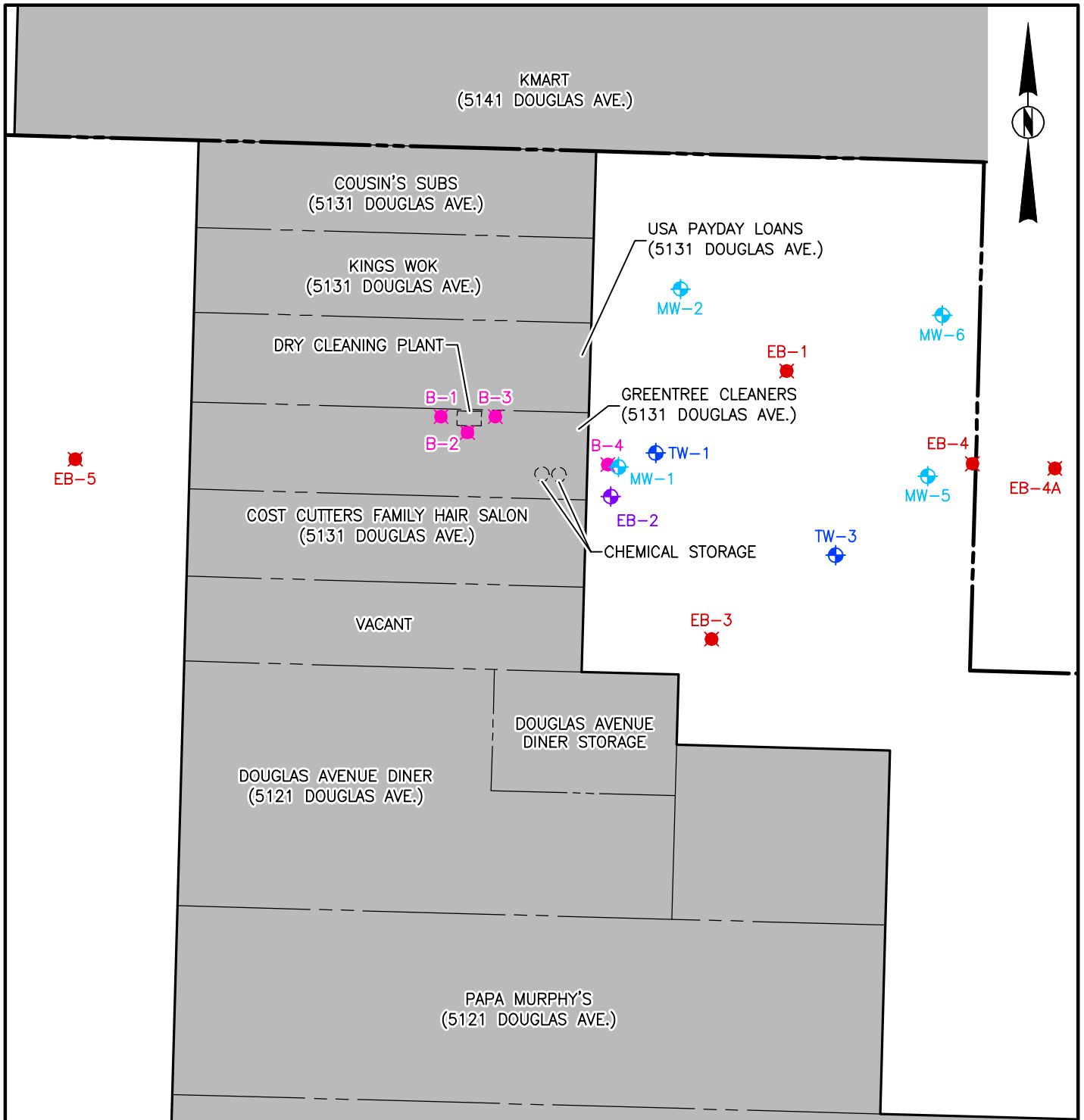
SITE PLAN

GREENTREE CENTRE
5131 DOUGLAS AVENUE, UNIT D
RACINE, WISCONSIN








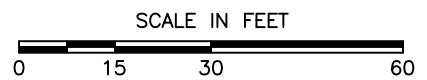
FIGURE

2



LEGEND

-  TEMPORARY MONITORING WELLS
-  MONITORING WELLS
-  HYGIENETICS SOIL BORINGS (2005)
-  ECS SOIL BORINGS (2005)
-  ECS TEMPORARY MONITORING WELLS (2005)



CHECK BY	JB
DRAWN BY	EM
DATE	08-24-17
SCALE	AS SHOWN
CAD NO.	PECO.2017.67-A
PRJ NO.	PECO_2017-67

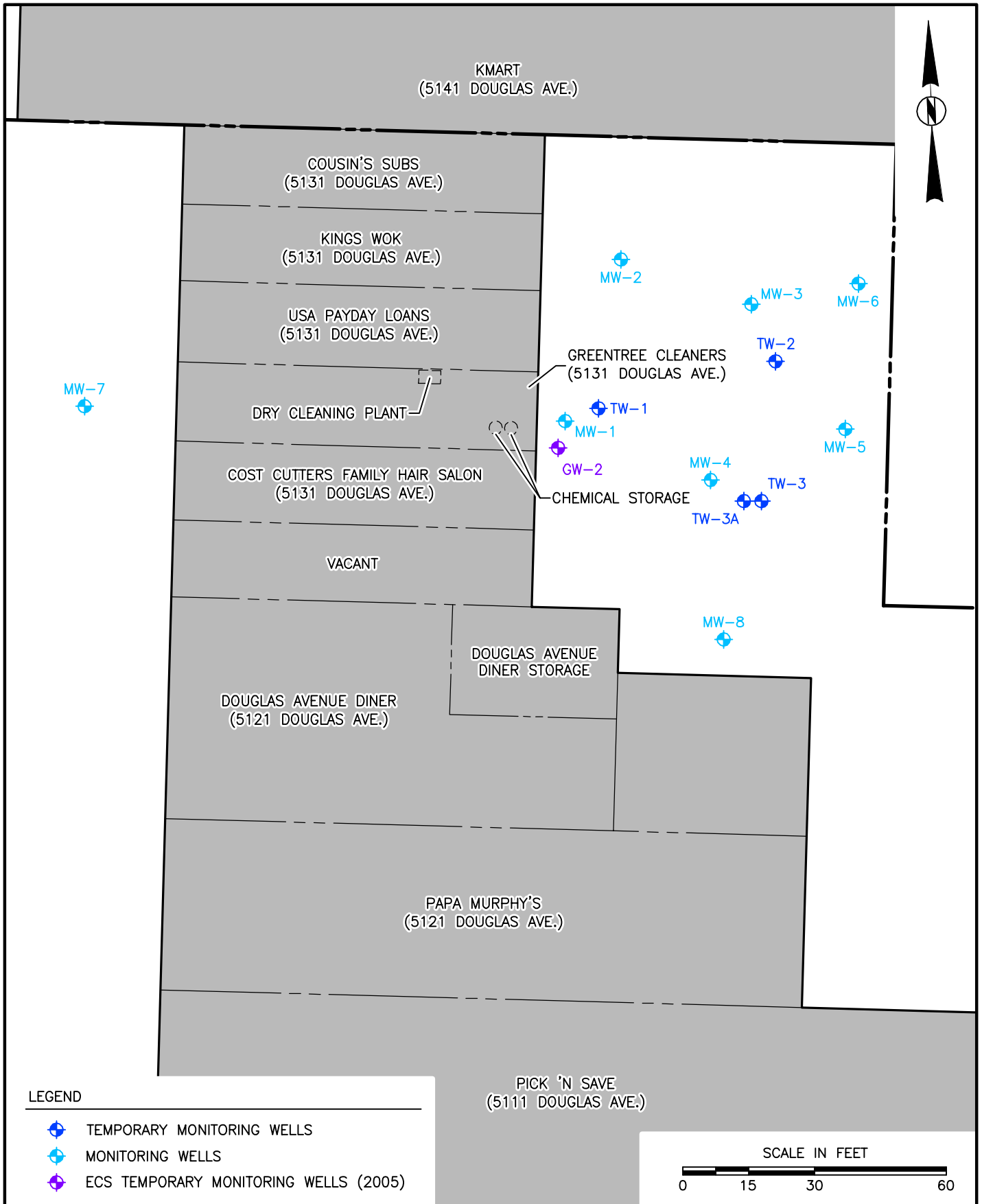
SITE DETAILS SHOWING SOIL SAMPLE LOCATIONS

GREENTREE CENTRE
 5131 DOUGLAS AVENUE, UNIT D
 RACINE, WISCONSIN



FIGURE

3



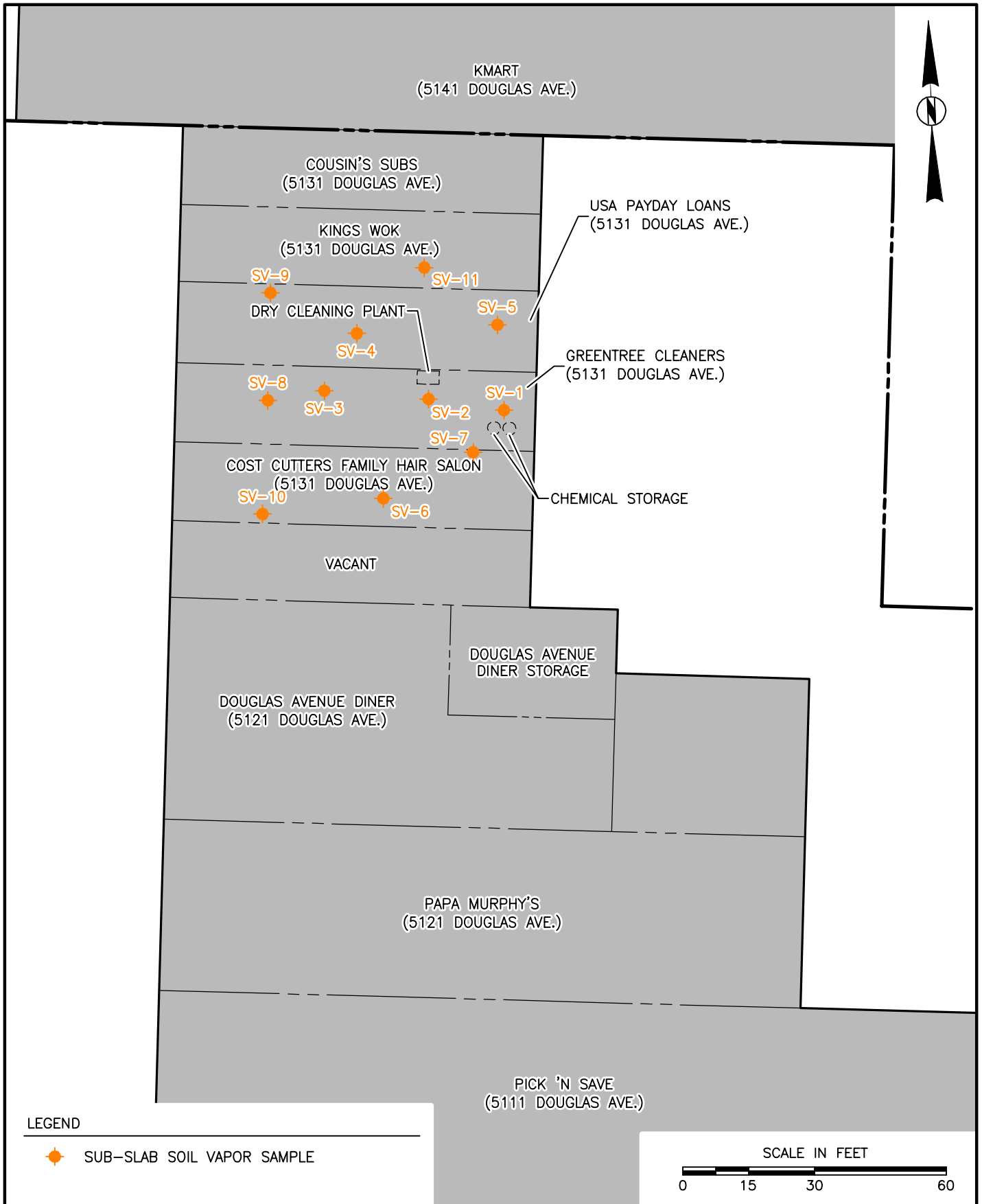
CHECK BY	JB
DRAWN BY	EM
DATE	08-24-17
SCALE	AS SHOWN
CAD NO.	PECO.2017.67-C
PRJ NO.	PECO_2017-67

SITE DETAILS SHOWING GROUNDWATER SAMPLE LOCATIONS

GREENTREE CENTRE
5131 DOUGLAS AVENUE, UNIT D
RACINE, WISCONSIN



FIGURE
3A



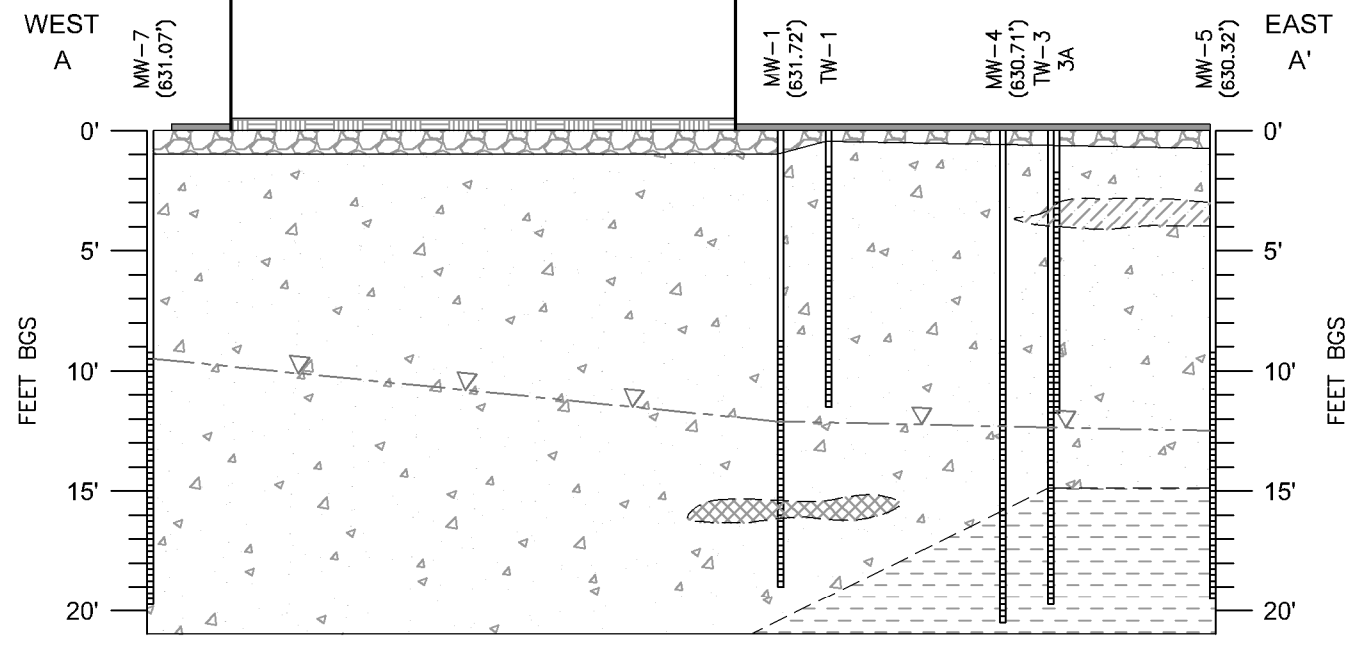
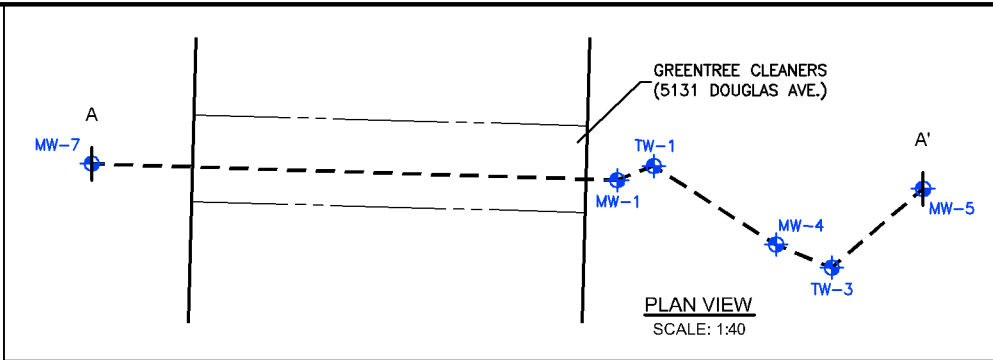
CHECK BY	JB
DRAWN BY	EM
DATE	08-24-17
SCALE	AS SHOWN
CAD NO.	PECO.2017.67-C
PRJ NO.	PECO_2017-67

SITE DETAILS SHOWING SOIL VAPOR SAMPLE LOCATIONS

GREENTREE CENTRE
5131 DOUGLAS AVENUE, UNIT D
RACINE, WISCONSIN



FIGURE
3B

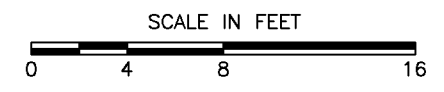


CROSS SECTION VIEW (A-A')

LEGEND

ASPHALT	GRAVELLY SAND
CLAYEY SILT	SILTY CLAY
CONCRETE	SILTY SAND
CRUSHED STONE	

---∇--- GROUNDWATER ELEVATION MEASURED ON SEPTEMBER 15, 2017



CHK BY	JB
DWN BY	EM
DATE	10-14-17
SCALE	AS SHOWN
CAD NO.	PECO_2017-67
PRJ NO.	PECO.2017.67-F

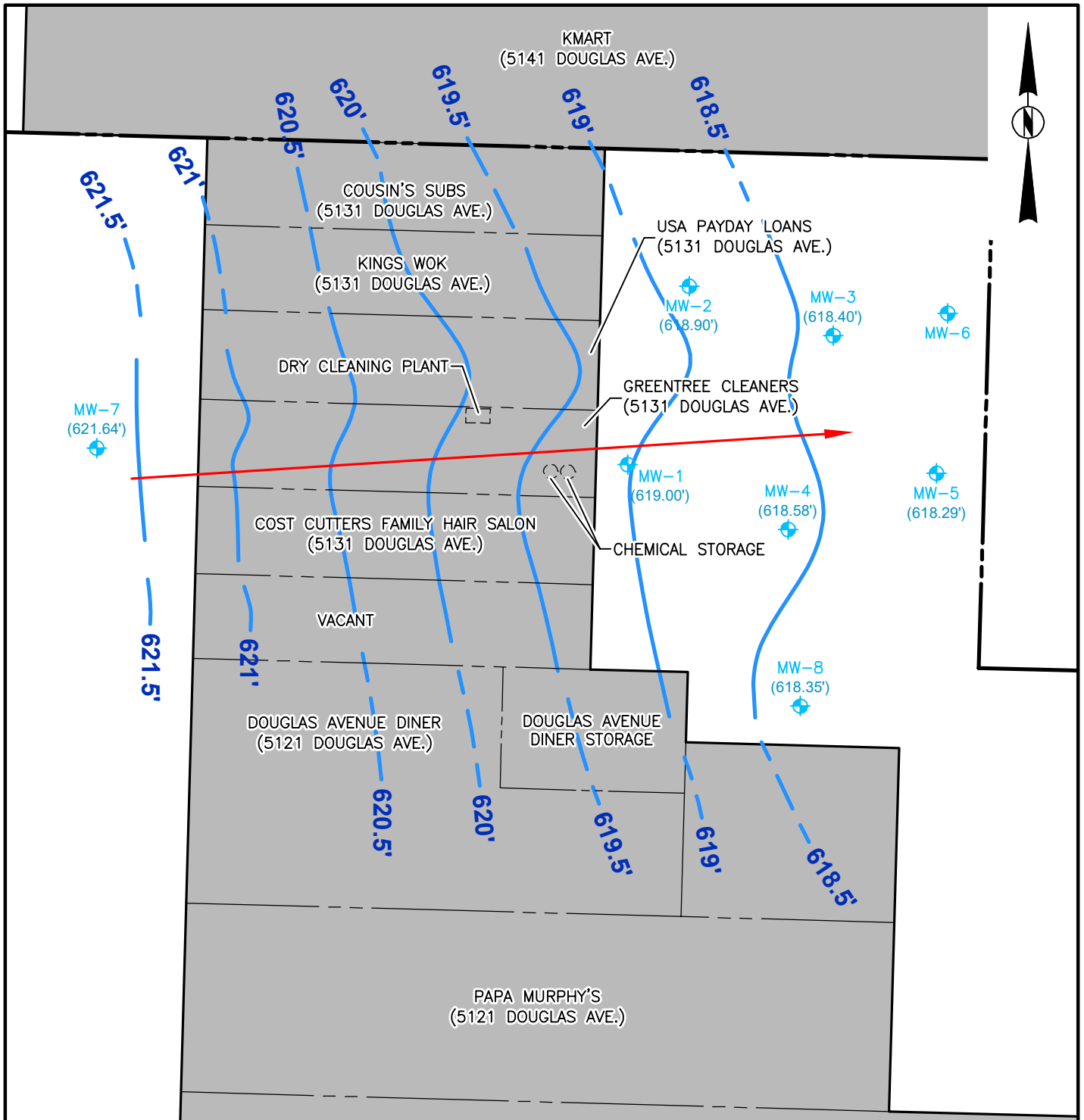
CROSS SECTION A-A'

GREENTREE CENTRE
5131 DOUGLAS AVENUE, UNIT D
RACINE, WISCONSIN








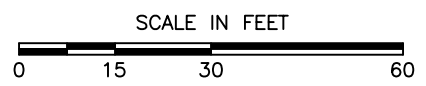
FIGURE

4



LEGEND

-  MONITORING WELLS
-  **621'** GROUNDWATER ELEVATION CONTOUR
-  (621.86') GROUNDWATER ELEVATION AMSL
-   GROUNDWATER FLOW DIRECTION
- CONTOUR INTERVAL=0.5'



CHECK BY	JB
DRAWN BY	EM
DATE	10-06-17
SCALE	AS SHOWN
CAD NO.	PECO.2017.67-D
PRJ NO.	PECO_2017-67

SITE DETAILS SHOWING GROUNDWATER CONTOUR LEVELS
 MEASURED ON SEPTEMBER 15, 2017

 GREENTREE CENTRE
 5131 DOUGLAS AVENUE, UNIT D
 RACINE, WISCONSIN



FIGURE

5

KMART
(5141 DOUGLAS AVE.)



Compound	MW-5 at 3'	EB-1 at 3'	EB-4 at 3'	Soil to Groundwater RCLs
Naphthalene	0.373	0.34	0.71	0.3291

(5131 DOUGLAS AVE.)

DRY CLEANING PLANT

B-1 B-3
B-2

GREENTREE CLEANERS
(5131 DOUGLAS AVE.)

B-4 TW-1
MW-1

EB-2
CHEMICAL STORAGE

EB-5

COST CUTTERS FAMILY HAIR SALON
(5131 DOUGLAS AVE.)

TW-3

VACANT

EB-3

Compound	TW-1 at 5'	TW-3 at 7'	Soil to Groundwater RCLs
Methylene Chloride	0.512	0.371	0.0013

DOUGLAS AVENUE DINER STORAGE

DOUGLAS AVENUE DINER
(5121 DOUGLAS AVE.)

Compound	B-1 at 2-4'	B-2 at 3-5'	B-3 at 3-5'	B-4 at 2-4'	Soil to Groundwater RCLs
Benzene	<0.0015	<0.0015	<0.0015	0.0057	0.0026
Tetrachloroethene	0.067	0.0082	0.0030	1.4	0.0023
Trichloroethene	<0.0015	<0.0015	<0.0015	0.0021	0.0018

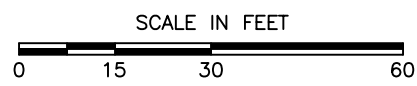
PAPA MURPHY'S
(5121 DOUGLAS AVE.)

PICK 'N SAVE
(5111 DOUGLAS AVE.)

LEGEND

- TEMPORARY MONITORING WELLS
- MONITORING WELLS
- HYGIENETICS SOIL BORINGS (2005)
- ECS SOIL BORINGS (2005)
- ECS TEMPORARY MONITORING WELLS (2005)
- VOLATILE ORGANIC COMPOUNDS EXCEED SOIL TO GROUNDWATER RESIDENTIAL CONTAMINANT LEVELS

CONCENTRATIONS IN MILLIGRAMS PER KILOGRAM (mg/kg)
CONCENTRATIONS EXCEEDING THE RCL ARE SHOWN AS BOLD



CHECK BY	JB
DRAWN BY	EM
DATE	10-14-17
SCALE	AS SHOWN
CAD NO.	PECO.2017.67-E
PRJ NO.	PECO_2017-67

SITE DETAILS SHOWING SOIL SAMPLE LOCATIONS
AND WHERE VOC'S EXCEED RCL'S

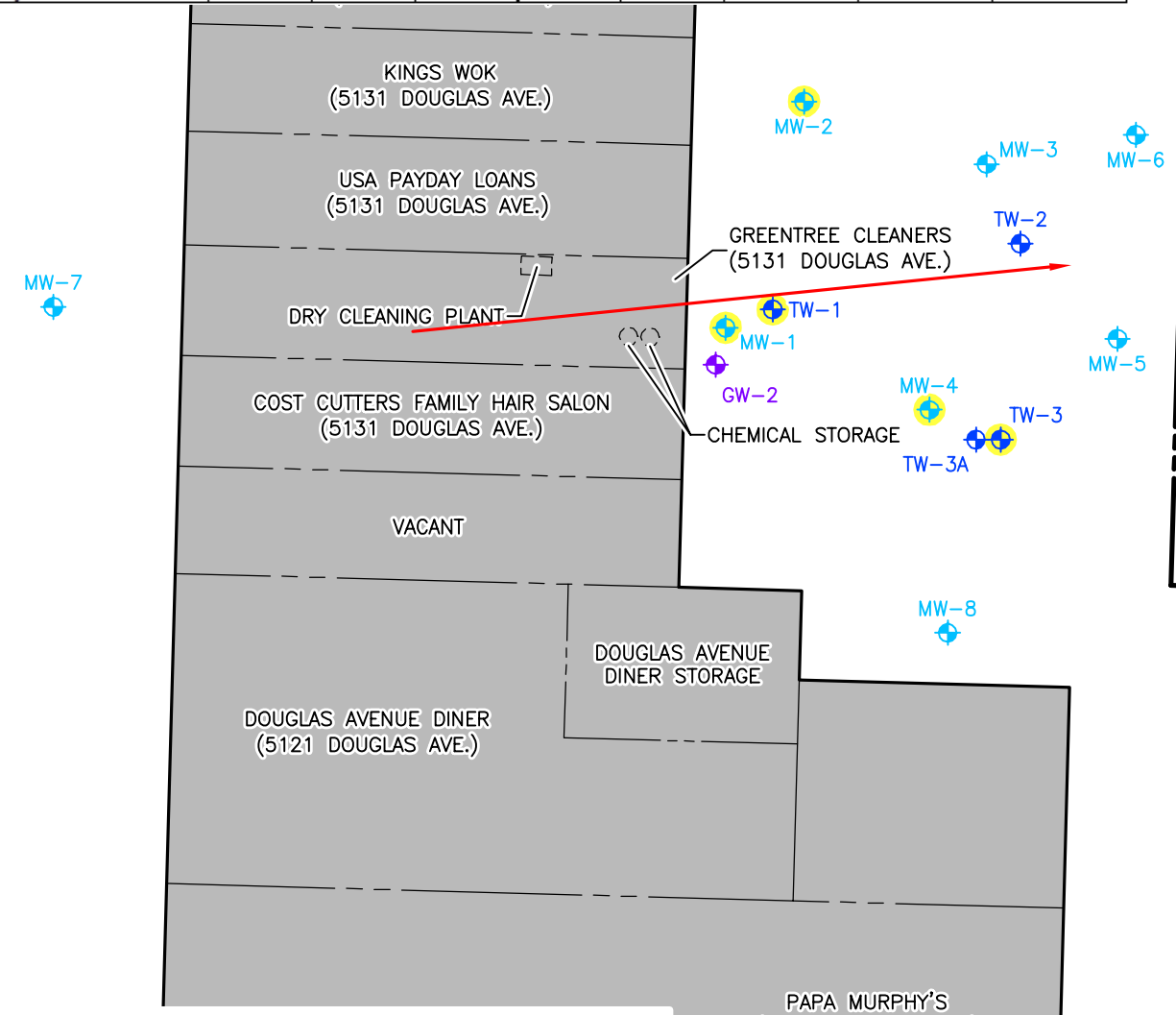
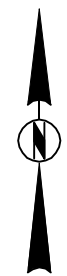
GREENTREE CENTRE
5131 DOUGLAS AVENUE, UNIT D
RACINE, WISCONSIN



FIGURE

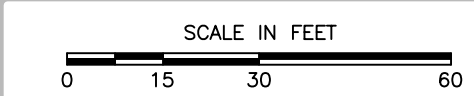
6

Compound	TW-1	TW-3	MW-1	MW-2	MW-4	Groundwater Quality Standards		Vapor Risk Screening Levels
						Enforcement Standards	Preventative Action Limit	
cis-1,2-Dichloroethene	4.4	25.5	<2.6	<0.26	2.3	70	7	NE
Tetrachloroethene	<0.50	82.9	945	<0.50	3.2	5	0.5	240
Trichloroethene	<0.33	15.4	6.5	<0.33	1.3	5	0.5	22
Vinyl chloride	8.4	7.9	10.7	0.83	0.21	0.2	0.02	25



LEGEND

- TEMPORARY MONITORING WELLS
 - MONITORING WELLS
 - ECS TEMPORARY MONITORING WELLS (2005)
 - GROUNDWATER FLOW DIRECTION
 - VOLATILE ORGANIC COMPOUNDS EXCEED GROUNDWATER QUALITY STANDARDS AND/OR VAPOR RISK SCREENING LEVELS
- CONCENTRATIONS IN MICROGRAMS PER LITER (µg/L)
 CONCENTRATIONS EXCEEDING THE GQS'S AND/OR VRSL'S ARE SHOWN AS BOLD



CHECK BY	JB
DRAWN BY	EM
DATE	10-14-17
SCALE	AS SHOWN
CAD NO.	PECO.2017.67-E
PRJ NO.	PECO_2017-67

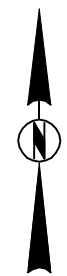
SITE DETAILS SHOWING GROUNDWATER SAMPLE LOCATIONS AND WHERE VOC'S EXCEED GQS'S AND/OR VRSL'S

GREENTREE CENTRE
 5131 DOUGLAS AVENUE, UNIT D
 RACINE, WISCONSIN



FIGURE
 6A

KMART
(5141 DOUGLAS AVE.)



COUSIN'S SUBS
(5131 DOUGLAS AVE.)

KINGS WOK
(5131 DOUGLAS AVE.)

USA PAYDAY LOANS
(5131 DOUGLAS AVE.)

SV-9

SV-11

DRY CLEANING PLANT

SV-5

SV-4

GREENTREE CLEANERS
(5131 DOUGLAS AVE.)

SV-8

SV-3

SV-2

SV-1

COST CUTTERS FAMILY HAIR SALON
(5131 DOUGLAS AVE.)

SV-10

SV-6

CHEMICAL STORAGE

VACANT

DOUGLAS AVENUE DINER
(5121 DOUGLAS AVE.)

Compound	SV-3	SV-4	Sub-Slab Vapor Action Levels
Chloroform	29.8	630	180
Tetrachloroethene	7,720	26,100	5,800
Trichloroethene	48.0	491	290

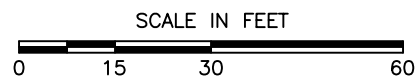
PAPA MURPHY'S
(5121 DOUGLAS AVE.)

PICK 'N SAVE
(5111 DOUGLAS AVE.)

LEGEND

- SUB-SLAB SOIL VAPOR SAMPLE
- VOLATILE ORGANIC COMPOUNDS EXCEED SUB-SLAB VAPOR ACTION LEVELS

CONCENTRATIONS IN MICROGRAMS PER CUBIC METER ($\mu\text{g}/\text{m}^3$)
CONCENTRATIONS EXCEEDING VAL'S ARE SHOWN AS BOLD



CHECK BY	JB
DRAWN BY	EM
DATE	10-14-17
SCALE	AS SHOWN
CAD NO.	PECO.2017.67-E
PRJ NO.	PECO_2017-67

SITE DETAILS SHOWING SOIL VAPOR SAMPLE LOCATIONS
AND WHERE VOC'S EXCEED VAL'S

GREENTREE CENTRE
5131 DOUGLAS AVENUE, UNIT D
RACINE, WISCONSIN



FIGURE
6B

Data Tables

Table 1
Summary of Soil Data for
Volatile Organic Compounds (VOCs), EPA Method 5035/8260B
Greentree Cleaners
5131 Douglas Avenue, Unit D, Racine, Racine County, Wisconsin
concentrations in milligrams per kilogram (mg/kg)

Boring Number	TW-1	TW-3	MW-1		MW-2	MW-5	Residual Contaminant Levels		
							Direct Contact		Soil to Groundwater
							Non-Industrial	Industrial	
Sample Depth (feet bgs)	5	7	4	10	4	3			
Date Collected	6/13/2017		8/9/2017		8/10/2017	8/9/2017			
Benzene	<0.0250	<0.0250	<0.0250	<0.0250	<0.0250	<0.0250	1.6	7.07	0.0026
Bromobenzene	<0.0250	<0.0250	<0.0250	<0.0250	<0.0250	<0.0250	342	679	NE
Bromochloromethane	<0.0250	<0.0250	<0.0250	<0.0250	<0.0250	<0.0250	216	906	NE
Bromodichloromethane	<0.0250	<0.0250	<0.0250	<0.0250	<0.0250	<0.0250	0.418	1.83	0.0002
Bromoform	<0.0250	<0.0250	<0.0250	<0.0250	<0.0250	<0.0250	25.4	113	0.0012
Bromomethane	<0.0699	<0.0699	<0.0699	<0.0699	<0.0699	<0.0699	9.6	43	0.0025
n-Butylbenzene	<0.0250	<0.0250	<0.0250	<0.0250	<0.0250	<0.0250	108	108	NE
sec-Butylbenzene	<0.0250	<0.0250	<0.0250	<0.0250	<0.0250	<0.0250	145	145	NE
tert-Butylbenzene	<0.0250	<0.0250	<0.0250	<0.0250	<0.0250	<0.0250	183	183	NE
Carbon tetrachloride	<0.0250	<0.0250	<0.0250	<0.0250	<0.0250	<0.0250	0.916	4.03	0.0019
Chlorobenzene	<0.0250	<0.0250	<0.0250	<0.0250	<0.0250	<0.0250	370	761	0.0679
Chloroethane	<0.0670	<0.0670	<0.0670	<0.0670	<0.0670	<0.0670	2,120	2,120	0.1133
Chloroform	<0.0464	<0.0464	<0.0464	<0.0464	<0.0464	<0.0464	0.454	1.98	0.0017
Chloromethane	<0.0250	<0.0250	<0.0250	<0.0250	<0.0250	<0.0250	159	669	0.0078
2-Chlorotoluene	<0.0250	<0.0250	<0.0250	<0.0250	<0.0250	<0.0250	907	907	NE
4-Chlorotoluene	<0.0250	<0.0250	<0.0250	<0.0250	<0.0250	<0.0250	253	235	NE
Dibromochloromethane	<0.0250	<0.0250	<0.0250	<0.0250	<0.0250	<0.0250	8.28	38.9	0.016
1,2-Dibromo-3-chloropropane	<0.0912	<0.0912	<0.0912	<0.0912	<0.0912	<0.0912	0.008	0.092	0.0000864
1,2-Dibromoethane	<0.0250	<0.0250	<0.0250	<0.0250	<0.0250	<0.0250	0.05	0.221	0.0000141
Dibromomethane	<0.0250	<0.0250	<0.0250	<0.0250	<0.0250	<0.0250	34	143	NE
1,2-Dichlorobenzene	<0.0250	<0.0250	<0.0250	<0.0250	<0.0250	<0.0250	376	376	0.584
1,3-Dichlorobenzene	<0.0250	<0.0250	<0.0250	<0.0250	<0.0250	<0.0250	297	297	0.5764
1,4-Dichlorobenzene	<0.0250	<0.0250	<0.0250	<0.0250	<0.0250	<0.0250	3.74	16.4	0.072
Dichlorodifluoromethane	<0.0250	<0.0250	<0.0250	<0.0250	<0.0250	<0.0250	126	530	1.5431
1,1-Dichloroethane	<0.0250	<0.0250	<0.0250	<0.0250	<0.0250	<0.0250	5.06	22.2	0.2417
1,2-Dichloroethane	<0.0250	<0.0250	<0.0250	<0.0250	<0.0250	<0.0250	0.652	2.87	0.0014
1,1-Dichloroethene	<0.0250	<0.0250	<0.0250	<0.0250	<0.0250	<0.0250	320	1,190	0.0025
cis-1,2-Dichloroethene	<0.0250	<0.0250	<0.0250	<0.0250	<0.0250	<0.0250	156	2,340	0.0206
trans-1,2-Dichloroethene	<0.0250	<0.0250	<0.0250	<0.0250	<0.0250	<0.0250	1,560	1,850	0.0313
1,2-Dichloropropane	<0.0250	<0.0250	<0.0250	<0.0250	<0.0250	<0.0250	0.406	1.78	0.0017
1,3-Dichloropropane	<0.0250	<0.0250	<0.0250	<0.0250	<0.0250	<0.0250	1,490	1,490	NE
2,2-Dichloropropane	<0.0250	<0.0250	<0.0250	<0.0250	<0.0250	<0.0250	191	191	NE
1,1-Dichloropropene	<0.0250	<0.0250	<0.0250	<0.0250	<0.0250	<0.0250	NE	NE	NE
cis-1,3-Dichloropropene	<0.0250	<0.0250	<0.0250	<0.0250	<0.0250	<0.0250	1,210	1,210	0.0001
trans-1,3-Dichloropropene	<0.0250	<0.0250	<0.0250	<0.0250	<0.0250	<0.0250	1,510	1,510	0.0001
Diisopropyl ether	<0.0250	<0.0250	<0.0250	<0.0250	<0.0250	<0.0250	2,260	2,260	NE
Ethylbenzene	<0.0250	<0.0250	<0.0250	<0.0250	<0.0250	<0.0250	8.02	35.4	0.785
Hexachloro-1,3-butadiene	<0.0250	<0.0250	<0.0250	<0.0250	<0.0250	<0.0250	1.63	7.19	NE
Isopropylbenzene	<0.0250	<0.0250	<0.0250	<0.0250	<0.0250	<0.0250	268	268	NE
p-Isopropyltoluene	<0.0250	<0.0250	<0.0250	<0.0250	<0.0250	<0.0250	162	162	NE
Methylene Chloride	0.512	0.371	<0.0250	<0.0250	<0.0250	<0.0250	61.8	1,150	0.0013
Methyl tertiary-butyl ether	<0.0250	<0.0250	<0.0250	<0.0250	<0.0250	<0.0250	63.8	282	0.0135
Naphthalene	<0.0400	<0.0400	<0.0400	<0.0400	0.139	0.373	5.52	24.1	0.3291
n-Propylbenzene	<0.0250	<0.0250	<0.0250	<0.0250	<0.0250	<0.0250	264	264	NE
Styrene	<0.0250	<0.0250	<0.0250	<0.0250	<0.0250	<0.0250	867	867	0.11
1,1,1,2-Tetrachloroethane	<0.0250	<0.0250	<0.0250	<0.0250	<0.0250	<0.0250	2.78	12.3	0.0267
1,1,2,2-Tetrachloroethane	<0.0250	<0.0250	<0.0250	<0.0250	<0.0250	<0.0250	0.81	3.6	0.0000782
Tetrachloroethene	<0.0250	<0.0250	<0.0250	<0.0250	<0.0250	<0.0250	33	145	0.0023
Toluene	<0.0250	<0.0250	<0.0250	<0.0250	<0.0250	<0.0250	818	818	0.5536
1,2,3-Trichlorobenzene	<0.0250	<0.0250	<0.0250	<0.0250	<0.0250	<0.0250	62.6	934	NE
1,2,4-Trichlorobenzene	<0.0476	<0.0476	<0.0476	<0.0476	<0.0476	<0.0476	24	113	0.204
1,1,1-Trichloroethane	<0.0250	<0.0250	<0.0250	<0.0250	<0.0250	<0.0250	640	640	0.0701
1,1,2-Trichloroethane	<0.0250	<0.0250	<0.0250	<0.0250	<0.0250	<0.0250	1.59	7.01	0.0016
Trichloroethene	<0.0250	<0.0250	<0.0250	<0.0250	<0.0250	<0.0250	1.3	8.41	0.0018
Trichlorofluoromethene	<0.0250	<0.0250	<0.0250	<0.0250	<0.0250	<0.0250	1,230	1,230	NE
1,2,3-Trichloropropane	<0.0250	<0.0250	<0.0250	<0.0250	<0.0250	<0.0250	293	0.109	0.026
1,2,4-Trimethylbenzene	<0.0250	<0.0250	<0.0250	<0.0250	<0.0250	<0.0250	219	219	0.691
1,3,5-Trimethylbenzene	<0.0250	<0.0250	<0.0250	<0.0250	<0.0250	<0.0250	182	182	0.691
Vinyl chloride	<0.0250	<0.0250	<0.0250	<0.0250	<0.0250	<0.0250	0.067	2.08	0.000069
m&p-Xylene	<0.0500	<0.0500	<0.0500	<0.0500	<0.0500	<0.0500	388	388	1.98
o-Xylene	<0.0250	<0.0250	<0.0250	<0.0250	<0.0250	<0.0250	434	434	1.98

Table 1 (Continued)
Summary of Soil Data for
Volatile Organic Compounds (VOCs), EPA Method 5035/8260B
Greentree Cleaners
5131 Douglas Avenue, Unit D, Racine, Racine County, Wisconsin
concentrations in milligrams per kilogram (mg/kg)

Boring Number	MW-6	EB-1		EB-2		EB-3	Residual Contaminant Levels		
							Direct Contact		Soil to Groundwater
							Non-Industrial	Industrial	
Sample Depth (feet bgs)	5	3	10	3	10	3			
Date Collected	8/10/2017	12/13/2005							
Benzene	<0.0250	<0.025	<0.025	<0.025	<0.026	<0.027	1.6	7.07	0.0026
Bromobenzene	<0.0250	<0.025	<0.025	<0.025	<0.026	<0.027	342	679	NE
Bromochloromethane	<0.0250	<0.025	<0.025	<0.025	<0.026	<0.027	216	906	NE
Bromodichloromethane	<0.0250	<0.025	<0.025	<0.025	<0.026	<0.027	0.418	1.83	0.0002
Bromoform	<0.0250	<0.025	<0.025	<0.025	<0.026	<0.027	25.4	113	0.0012
Bromomethane	<0.0699	<0.025	<0.025	<0.025	<0.026	<0.027	9.6	43	0.0025
n-Butylbenzene	<0.0250	<0.025	<0.025	<0.025	<0.026	<0.027	108	108	NE
sec-Butylbenzene	<0.0250	<0.025	<0.025	<0.025	<0.026	<0.027	145	145	NE
tert-Butylbenzene	<0.0250	<0.025	<0.025	<0.025	<0.026	<0.027	183	183	NE
Carbon tetrachloride	<0.0250	<0.025	<0.025	<0.025	<0.026	<0.027	0.916	4.03	0.0019
Chlorobenzene	<0.0250	<0.025	<0.025	<0.025	<0.026	<0.027	370	761	0.0679
Chloroethane	<0.0670	<0.025	<0.025	<0.025	<0.026	<0.027	2,120	2,120	0.1133
Chloroform	<0.0464	<0.025	<0.025	<0.025	<0.026	<0.027	0.454	1.98	0.0017
Chloromethane	<0.0250	<0.025	<0.025	<0.025	<0.026	<0.027	159	669	0.0078
2-Chlorotoluene	<0.0250	<0.025	<0.025	<0.025	<0.026	<0.027	907	907	NE
4-Chlorotoluene	<0.0250	<0.025	<0.025	<0.025	<0.026	<0.027	253	235	NE
Dibromochloromethane	<0.0250	<0.025	<0.025	<0.025	<0.026	<0.027	8.28	38.9	0.016
1,2-Dibromo-3-chloropropane	<0.0912	<0.025	<0.025	<0.025	<0.026	<0.027	0.008	0.092	0.0000864
1,2-Dibromoethane	<0.0250	<0.025	<0.025	<0.025	<0.026	<0.027	0.05	0.221	0.0000141
Dibromomethane	<0.0250	<0.025	<0.025	<0.025	<0.026	<0.027	34	143	NE
1,2-Dichlorobenzene	<0.0250	<0.025	<0.025	<0.025	<0.026	<0.027	376	376	0.584
1,3-Dichlorobenzene	<0.0250	<0.025	<0.025	<0.025	<0.026	<0.027	297	297	0.5764
1,4-Dichlorobenzene	<0.0250	<0.025	<0.025	<0.025	<0.026	<0.027	3.74	16.4	0.072
Dichlorodifluoromethane	<0.0250	<0.025	<0.025	<0.025	<0.026	<0.027	126	530	1.5431
1,1-Dichloroethane	<0.0250	<0.025	<0.025	<0.025	<0.026	<0.027	5.06	22.2	0.2417
1,2-Dichloroethane	<0.0250	<0.025	<0.025	<0.025	<0.026	<0.027	0.652	2.87	0.0014
1,1-Dichloroethene	<0.0250	<0.025	<0.025	<0.025	<0.026	<0.027	320	1,190	0.0025
cis-1,2-Dichloroethene	<0.0250	<0.025	<0.025	<0.025	<0.026	<0.027	156	2,340	0.0206
trans-1,2-Dichloroethene	<0.0250	<0.025	<0.025	<0.025	<0.026	<0.027	1,560	1,850	0.0313
1,2-Dichloropropane	<0.0250	<0.025	<0.025	<0.025	<0.026	<0.027	0.406	1.78	0.0017
1,3-Dichloropropane	<0.0250	<0.025	<0.025	<0.025	<0.026	<0.027	1,490	1,490	NE
2,2-Dichloropropane	<0.0250	<0.025	<0.025	<0.025	<0.026	<0.027	191	191	NE
1,1-Dichloropropene	<0.0250	<0.025	<0.025	<0.025	<0.026	<0.027	NE	NE	NE
cis-1,3-Dichloropropene	<0.0250	<0.025	<0.025	<0.025	<0.026	<0.027	1,210	1,210	0.0001
trans-1,3-Dichloropropene	<0.0250	<0.025	<0.025	<0.025	<0.026	<0.027	1,510	1,510	0.0001
Diisopropyl ether	<0.0250	<0.025	<0.025	<0.025	<0.026	<0.027	2,260	2,260	NE
Ethylbenzene	<0.0250	<0.025	<0.025	<0.025	<0.026	<0.027	8.02	35.4	0.785
Hexachloro-1,3-butadiene	<0.0250	<0.025	<0.025	<0.025	<0.026	<0.027	1.63	7.19	NE
Isopropylbenzene	<0.0250	<0.025	<0.025	<0.025	<0.026	<0.027	268	268	NE
p-Isopropyltoluene	<0.0250	<0.025	<0.025	<0.025	<0.026	<0.027	162	162	NE
Methylene Chloride	<0.0250	<0.025	<0.025	<0.025	<0.026	<0.027	61.8	1,150	0.0013
Methyl tertiary-butyl ether	<0.0250	<0.025	<0.025	<0.025	<0.026	<0.027	63.8	282	0.0135
Naphthalene	<0.0400	0.34	<0.025	<0.025	<0.026	<0.027	5.52	24.1	0.3291
n-Propylbenzene	<0.0250	<0.025	<0.025	<0.025	<0.026	<0.027	264	264	NE
Styrene	<0.0250	<0.025	<0.025	<0.025	<0.026	<0.027	867	867	0.11
1,1,1,2-Tetrachloroethane	<0.0250	<0.025	<0.025	<0.025	<0.026	<0.027	2.78	12.3	0.0267
1,1,2,2-Tetrachloroethane	<0.0250	<0.025	<0.025	<0.025	<0.026	<0.027	0.81	3.6	0.0000782
Tetrachloroethene	<0.0250	<0.025	<0.025	<0.025	<0.026	<0.027	33	145	0.0023
Toluene	<0.0250	<0.025	<0.025	<0.025	<0.026	<0.027	818	818	0.5536
1,2,3-Trichlorobenzene	<0.0250	<0.025	<0.025	<0.025	<0.026	<0.027	62.6	934	NE
1,2,4-Trichlorobenzene	<0.0476	<0.025	<0.025	<0.025	<0.026	<0.027	24	113	0.204
1,1,1-Trichloroethane	<0.0250	<0.025	<0.025	<0.025	<0.026	<0.027	640	640	0.0701
1,1,2-Trichloroethane	<0.0250	<0.025	<0.025	<0.025	<0.026	<0.027	1.59	7.01	0.0016
Trichloroethene	<0.0250	<0.025	<0.025	<0.025	<0.026	<0.027	1.3	8.41	0.0018
Trichlorofluoromethene	<0.0250	<0.025	<0.025	<0.025	<0.026	<0.027	1,230	1,230	NE
1,2,3-Trichloropropane	<0.0250	<0.025	<0.025	<0.025	<0.026	<0.027	293	0.109	0.026
1,2,4-Trimethylbenzene	<0.0250	<0.025	<0.025	<0.025	<0.026	<0.027	219	219	0.691
1,3,5-Trimethylbenzene	<0.0250	<0.025	<0.025	<0.025	<0.026	<0.027	182	182	0.691
Vinyl chloride	<0.0250	<0.025	<0.025	<0.025	<0.026	<0.027	0.067	2.08	0.000069
m&p-Xylene	<0.0500	<0.050	<0.050	<0.050	<0.052	<0.054	388	388	1.98
o-Xylene	<0.0250	<0.025	<0.025	<0.025	<0.026	<0.027	434	434	1.98

Table 1 (Continued)
Summary of Soil Data for
Volatile Organic Compounds (VOCs), EPA Method 5035/8260B
Greentree Cleaners
5131 Douglas Avenue, Unit D, Racine, Racine County, Wisconsin
concentrations in milligrams per kilogram (mg/kg)

Boring Number	EB-3	EB-4	EB-4A	EB-5		B-1	Residual Contaminant Levels		
							Direct Contact		Soil to Groundwater
							Non-Industrial	Industrial	
Sample Depth (feet bgs)	10	3	10	3	10	2 to 4			
Date Collected	12/13/2005					4/1/2005			
Benzene	<0.026	<0.027	<0.025	<0.026	<0.025	<0.0015	1.6	7.07	0.0026
Bromobenzene	<0.026	<0.027	<0.025	<0.026	<0.025	—	342	679	NE
Bromochloromethane	<0.026	<0.027	<0.025	<0.026	<0.025	—	216	906	NE
Bromodichloromethane	<0.026	<0.027	<0.025	<0.026	<0.025	<0.0015	0.418	1.83	0.0002
Bromoform	<0.026	<0.027	<0.025	<0.026	<0.025	<0.0012	25.4	113	0.0012
Bromomethane	<0.026	<0.027	<0.025	<0.026	<0.025	<0.010	9.6	43	0.0025
n-Butylbenzene	<0.026	<0.027	<0.025	<0.026	<0.025	—	108	108	NE
sec-Butylbenzene	<0.026	<0.027	<0.025	<0.026	<0.025	—	145	145	NE
tert-Butylbenzene	<0.026	<0.027	<0.025	<0.026	<0.025	—	183	183	NE
Carbon tetrachloride	<0.026	<0.027	<0.025	<0.026	<0.025	<0.0023	0.916	4.03	0.0019
Chlorobenzene	<0.026	<0.027	<0.025	<0.026	<0.025	<0.0015	370	761	0.0679
Chloroethane	<0.026	<0.027	<0.025	<0.026	<0.025	<0.0015	2,120	2,120	0.1133
Chloroform	<0.026	<0.027	<0.025	<0.026	<0.025	<0.0015	0.454	1.98	0.0017
Chloromethane	<0.026	<0.027	<0.025	<0.026	<0.025	<0.010	159	669	0.0078
2-Chlorotoluene	<0.026	<0.027	<0.025	<0.026	<0.025	—	907	907	NE
4-Chlorotoluene	<0.026	<0.027	<0.025	<0.026	<0.025	—	253	235	NE
Dibromochloromethane	<0.026	<0.027	<0.025	<0.026	<0.025	<0.0015	8.28	38.9	0.016
1,2-Dibromo-3-chloropropane	<0.026	<0.027	<0.025	<0.026	<0.025	—	0.008	0.092	0.0000864
1,2-Dibromoethane	<0.026	<0.027	<0.025	<0.026	<0.025	—	0.05	0.221	0.0000141
Dibromomethane	<0.026	<0.027	<0.025	<0.026	<0.025	—	34	143	NE
1,2-Dichlorobenzene	<0.026	<0.027	<0.025	<0.026	<0.025	—	376	376	0.584
1,3-Dichlorobenzene	<0.026	<0.027	<0.025	<0.026	<0.025	—	297	297	0.5764
1,4-Dichlorobenzene	<0.026	<0.027	<0.025	<0.026	<0.025	—	3.74	16.4	0.072
Dichlorodifluoromethane	<0.026	<0.027	<0.025	<0.026	<0.025	—	126	530	1.5431
1,1-Dichloroethane	<0.026	<0.027	<0.025	<0.026	<0.025	<0.0015	5.06	22.2	0.2417
1,2-Dichloroethane	<0.026	<0.027	<0.025	<0.026	<0.025	<0.0016	0.652	2.87	0.0014
1,1-Dichloroethene	<0.026	<0.027	<0.025	<0.026	<0.025	<0.0027	320	1,190	0.0025
cis-1,2-Dichloroethene	<0.026	<0.027	<0.025	<0.026	<0.025	<0.0015	156	2,340	0.0206
trans-1,2-Dichloroethene	<0.026	<0.027	<0.025	<0.026	<0.025	<0.0016	1,560	1,850	0.0313
1,2-Dichloropropane	<0.026	<0.027	<0.025	<0.026	<0.025	<0.0015	0.406	1.78	0.0017
1,3-Dichloropropane	<0.026	<0.027	<0.025	<0.026	<0.025	—	1,490	1,490	NE
2,2-Dichloropropane	<0.026	<0.027	<0.025	<0.026	<0.025	—	191	191	NE
1,1-Dichloropropene	<0.026	<0.027	<0.025	<0.026	<0.025	—	NE	NE	NE
cis-1,3-Dichloropropene	<0.026	<0.027	<0.025	<0.026	<0.025	<0.0013	1,210	1,210	0.0001
trans-1,3-Dichloropropene	<0.026	<0.027	<0.025	<0.026	<0.025	<0.0013	1,510	1,510	0.0001
Diisopropyl ether	<0.026	<0.027	<0.025	<0.026	<0.025	—	2,260	2,260	NE
Ethylbenzene	<0.026	<0.027	<0.025	<0.026	<0.025	<0.0015	8.02	35.4	0.785
Hexachloro-1,3-butadiene	<0.026	<0.027	<0.025	<0.026	<0.025	—	1.63	7.19	NE
Isopropylbenzene	<0.026	<0.027	<0.025	<0.026	<0.025	—	268	268	NE
p-Isopropyltoluene	<0.026	<0.027	<0.025	<0.026	<0.025	—	162	162	NE
Methylene Chloride	<0.026	<0.027	<0.025	<0.026	<0.025	<0.005	61.8	1,150	0.0013
Methyl tertiary-butyl ether	<0.026	<0.027	<0.025	<0.026	<0.025	—	63.8	282	0.0135
Naphthalene	<0.026	0.71	<0.025	0.031	<0.025	—	5.52	24.1	0.3291
n-Propylbenzene	<0.026	<0.027	<0.025	<0.026	<0.025	—	264	264	NE
Styrene	<0.026	<0.027	<0.025	<0.026	<0.025	<0.001	867	867	0.11
1,1,1,2-Tetrachloroethane	<0.026	<0.027	<0.025	<0.026	<0.025	—	2.78	12.3	0.0267
1,1,2,2-Tetrachloroethane	<0.026	<0.027	<0.025	<0.026	<0.025	<0.0023	0.81	3.6	0.0000782
Tetrachloroethene	<0.026	<0.027	<0.025	<0.026	<0.025	0.067	33	145	0.0023
Toluene	<0.026	<0.027	<0.025	<0.026	<0.025	<0.0015	818	818	0.5536
1,2,3-Trichlorobenzene	<0.026	<0.027	<0.025	<0.026	<0.025	—	62.6	934	NE
1,2,4-Trichlorobenzene	<0.026	<0.027	<0.025	<0.026	<0.025	—	24	113	0.204
1,1,1-Trichloroethane	<0.026	<0.027	<0.025	<0.026	<0.025	<0.002	640	640	0.0701
1,1,2-Trichloroethane	<0.026	<0.027	<0.025	<0.026	<0.025	<0.0015	1.59	7.01	0.0016
Trichloroethene	<0.026	<0.027	<0.025	<0.026	<0.025	<0.0015	1.3	8.41	0.0018
Trichlorofluoromethene	<0.026	<0.027	<0.025	<0.026	<0.025	—	1,230	1,230	NE
1,2,3-Trichloropropane	<0.026	<0.027	<0.025	<0.026	<0.025	—	293	0.109	0.026
1,2,4-Trimethylbenzene	<0.026	<0.027	<0.025	<0.026	<0.025	—	219	219	0.691
1,3,5-Trimethylbenzene	<0.026	<0.027	<0.025	<0.026	<0.025	—	182	182	0.691
Vinyl chloride	<0.026	<0.027	<0.025	<0.026	<0.025	<0.003	0.067	2.08	0.000069
m&p-Xylene	<0.052	<0.054	<0.050	<0.052	<0.050	—	388	388	1.98
o-Xylene	<0.026	<0.027	<0.025	<0.026	<0.025	—	434	434	1.98

Table 1 (Continued)
Summary of Soil Data for
Volatile Organic Compounds (VOCs), EPA Method 5035/8260B
Greentree Cleaners
5131 Douglas Avenue, Unit D, Racine, Racine County, Wisconsin
concentrations in milligrams per kilogram (mg/kg)

Boring Number	B-2	B-3	B-4	Residual Contaminant Levels		
				Direct Contact		Soil to Groundwater
				Non-Industrial	Industrial	
Sample Depth (feet bgs)	3 to 5	3 to 5	2 to 4			
Date Collected	4/1/2005					
Acetone	<0.010	<0.010	<0.010	63,400	100,000	1.8383
Benzene	<0.0015	<0.0015	0.0057	1.6	7.07	0.0026
Bromodichloromethane	<0.0015	<0.0015	<0.0015	0.418	1.83	0.0002
Bromoform	<0.0012	<0.0012	<0.0012	25.4	113	0.0012
Bromomethane	<0.010	<0.010	<0.010	9.6	43	0.0025
2-Butanone	<0.010	<0.010	<0.010	28,400	28,400	0.833
Carbon disulfide	<0.003	<0.003	<0.003	738	738	0.2959
Carbon tetrachloride	<0.0023	<0.0023	<0.0023	0.916	4.03	0.0019
Chlorobenzene	<0.0015	<0.0015	<0.0015	370	761	0.0679
Chloroethane	<0.0015	<0.0015	<0.0015	2,120	2,120	0.1133
2-Chloroethylvinyl ether	<0.0074	<0.0074	<0.0074	117	117	NE
Chloroform	<0.0015	<0.0015	<0.0015	0.454	1.98	0.0017
Chloromethane	<0.010	<0.010	<0.010	159	669	0.0078
Dibromochloromethane	<0.0015	<0.0015	<0.0015	8.28	38.9	0.016
1,1-Dichloroethane	<0.0015	<0.0015	<0.0015	5.06	22.2	0.2417
1,2-Dichloroethane	<0.0016	<0.0016	<0.0016	0.652	2.87	0.0014
1,1-Dichloroethene	<0.0027	<0.0027	<0.0027	320	1,190	0.0025
cis-1,2-Dichloroethene	<0.0015	<0.0015	<0.0015	156	2,340	0.0206
trans-1,2-Dichloroethene	<0.0016	<0.0016	<0.0016	1,560	1,850	0.0313
1,2-Dichloropropane	<0.0015	<0.0015	<0.0015	0.406	1.78	0.0017
cis-1,3-Dichloropropene	<0.0013	<0.0013	<0.0013	1,210	1,210	0.0001
trans-1,3-Dichloropropene	<0.0013	<0.0013	<0.0013	1,510	1,510	0.0001
Ethylbenzene	<0.0015	<0.0015	0.0017	8.02	35.4	0.785
2-Hexanone	<0.010	<0.010	<0.010	237	1,760	NE
4-Methyl-2-pentanone	<0.010	<0.010	<0.010	2,450	2,450	0.1126
Methylene Chloride	<0.005	<0.005	<0.005	61.8	1,150	0.0013
Styrene	<0.001	<0.001	<0.001	867	867	0.11
1,1,2,2-Tetrachloroethane	<0.0023	<0.0023	<0.0023	0.81	3.6	0.0000782
Tetrachloroethene	0.0082	0.0030	1.4	33	145	0.0023
Toluene	<0.0015	<0.0015	0.0065	818	818	0.5536
1,1,1-Trichloroethane	<0.002	<0.002	<0.002	640	640	0.0701
1,1,2-Trichloroethane	<0.0015	<0.0015	<0.0015	1.59	7.01	0.0016
Trichloroethene	<0.0015	<0.0015	0.0021	1.3	8.41	0.0018
Vinyl acetate	<0.010	<0.010	<0.010	1,300	2,750	NE
Vinyl chloride	<0.003	<0.003	<0.003	0.067	2.08	0.000069
Xylenes (Total)	<0.0032	<0.0032	<0.0032	260	260	1.98

Notes:

bgs = feet below ground surface

TW-1 = Soil boring completed by Apex (2017)

EB-1 = Soil boring completed by ECS (2005)

B-1 = Soil boring completed by Hygienetics (2005)

< = Not Detected: Concentration less than the indicated laboratory detection limit

Detected compounds are shown as **bold**

— = specific parameter not included in analysis

NE = Remedial Objective not established

RCLs (Non-Industrial Direct-Contact) = Residual Contaminant Levels per the U.S. EPA's Regional Screening Level Web-Calculator (updated March 2017) in accordance with Wisconsin Administrative Code NR 720

RCLs (Industrial Direct-Contact) = Residual Contaminant Levels per the U.S. EPA's Regional Screening Level Web-Calculator (updated March 2017) in accordance with Wisconsin Administrative Code NR 720

RCLs (Soil to Groundwater) = Soil to Groundwater Residual Contaminant Levels per the U.S. EPA Regional Screening Level Web-Calculator (updated March 2017) in accordance with Wisconsin Administrative Code NR 720

Concentrations in excess of RCLs are shaded yellow

Exceeded RCLs are shaded green

Table 2
Summary of Groundwater Data for
Volatile Organic Compounds (VOCs), EPA Method 8260B
Greentree Cleaners
5131 Douglas Avenue, Unit D, Racine, Racine County, Wisconsin
concentrations in micrograms per liter (µg/L)

Well Number	TW-1	TW-3	TW-3A	MW-1	Duplicate (MW-1)	Groundwater Quality Standards		Vapor Risk Screening Levels
	6/14/2017		9/15/2017	8/9/2017		Enforcement Standards	Preventative Action Limit	Commercial
Benzene	<0.50	<0.50	<0.50	<5.0	<2.0	5	0.5	69
Bromobenzene	<0.23	<0.23	<0.23	<2.3	<0.92	NE	NE	2,600
Bromochloromethane	<0.34	<0.34	<0.34	<3.4	<1.4	NE	NE	2,900
Bromodichloromethane	<0.50	<0.50	<0.50	<5.0	<2.0	0.6	0.06	38
Bromoform	<0.50	<0.50	<0.50	<5.0	<2.0	4.4	0.44	5,100
Bromomethane	<2.4	<2.4	<2.4	<24.3	<9.7	10	1	73
n-Butylbenzene	<0.50	<0.50	<0.50	<5.0	<2.0	NE	NE	NE
sec-Butylbenzene	<2.2	<2.2	<2.2	<21.9	<8.7	NE	NE	NE
tert-Butylbenzene	<0.18	<0.18	<0.18	<1.8	<0.72	NE	NE	NE
Carbon tetrachloride	<0.50	<0.50	<0.50	<5.0	<2.0	5	0.5	18
Chlorobenzene	<0.50	<0.50	<0.50	<5.0	<2.0	100	20	1,700
Chloroethane	<0.37	<0.37	<0.37	<3.7	<1.5	400	80	97,000
Chloroform	<2.5	<2.5	<2.5	<25.0	<10.0	6	0.6	36
Chloromethane	<0.50	<0.50	<0.50	<5.0	<2.0	30	3	1,100
2-Chlorotoluene	<0.50	<0.50	<0.50	<5.0	<2.0	NE	NE	NE
4-Chlorotoluene	<0.21	<0.21	<0.21	<2.1	<0.85	NE	NE	NE
Dibromochloromethane	<0.50	<0.50	<0.50	<5.0	<2.0	60	6	NE
1,2-Dibromo-3-chloropropane	<2.2	<2.2	<2.2	<21.6	<8.7	0.2	0.02	3.4
1,2-Dibromoethane	<0.18	<0.18	<0.18	<1.8	<0.71	0.05	0.005	7.7
Dibromomethane	<0.43	<0.43	<0.43	<4.3	<1.7	NE	NE	520
1,2-Dichlorobenzene	<0.50	<0.50	<0.50	<5.0	<2.0	600	60	11,000
1,3-Dichlorobenzene	<0.50	<0.50	<0.50	<5.0	<2.0	600	120	NE
1,4-Dichlorobenzene	<0.50	<0.50	<0.50	<5.0	<2.0	75	15	110
Dichlorodifluoromethane	<0.22	<0.22	<0.22	<2.2	<0.90	1,000	200	31
1,1-Dichloroethane	<0.41	<0.24	<0.24	<2.4	<0.97	850	85	330
1,2-Dichloroethane	<0.17	<0.17	<0.17	<1.7	<0.67	5	0.5	98
1,1-Dichloroethene	<0.41	<0.41	<0.41	<4.1	<1.6	7	0.7	820
cis-1,2-Dichloroethene	4.4	25.5	<0.26	<2.6	1.3	70	7	NE
trans-1,2-Dichloroethene	0.64	1.7	<0.26	<2.6	<1.0	100	20	NE
1,2-Dichloropropane	<0.23	<0.23	<0.23	<2.3	<0.93	5	0.5	150
1,3-Dichloropropane	<0.50	<0.50	<0.50	<5.0	<2.0	NE	NE	NE
2,2-Dichloropropane	<0.48	<0.48	<0.48	<4.8	<1.9	NE	NE	NE
1,1-Dichloropropene	<0.44	<0.44	<0.44	<4.4	<1.8	NE	NE	NE
cis-1,3-Dichloropropene	<0.50	<0.50	<0.50	<5.0	<2.0	0.4	0.04	210
trans-1,3-Dichloropropene	<0.23	<0.23	<0.23	<2.3	<0.92	0.4	0.04	210
Diisopropyl ether	<0.50	<0.50	<0.50	<5.0	<2.0	NE	NE	29,000
Ethylbenzene	<0.50	<0.50	<0.50	<5.0	<2.0	700	140	150
Hexachloro-1,3-butadiene	<2.1	<2.1	<2.1	<21.1	<8.4	NE	NE	13
Isopropylbenzene	<0.14	<0.14	<0.14	<1.4	<0.57	NE	NE	NE
p-Isopropyltoluene	<0.50	<0.50	<0.50	<5.0	<2.0	NE	NE	NE
Methylene Chloride	<0.23	<0.23	<0.23	<2.3	<0.93	5	0.5	20,000
Methyl tertiary-butyl ether	<0.17	<0.17	<1.7	<1.7	<0.70	60	12	20,000
Naphthalene	<2.5	<2.5	<2.5	<25.0	<10.0	100	10	200
n-Propylbenzene	<0.50	<0.50	<0.50	<5.0	<2.0	NE	NE	10,000
Styrene	<0.50	<0.50	<0.50	<5.0	<2.0	100	10	39,000
1,1,2,2-Tetrachloroethane	<0.25	<0.25	<0.25	<2.5	<1.0	0.2	0.02	140
1,1,1,2-Tetrachloroethane	<0.18	<0.18	<0.18	<1.8	<0.72	70	7	170,000
Tetrachloroethene	<0.50	82.9	<0.50	945	473	5	0.5	240
Toluene	<0.50	<0.50	<0.50	<5.0	<2.0	800	160	81,000
1,2,3-Trichlorobenzene	<2.1	<2.1	<2.1	<21.3	<8.5	NE	NE	NE
1,2,4-Trichlorobenzene	<2.2	<2.2	<2.2	<22.1	<8.8	70	14	150
1,1,1-Trichloroethane	<0.50	<0.50	<0.50	<5.0	<2.0	200	40	31,000
1,1,2-Trichloroethane	<0.24	<0.20	<0.20	<2.0	<0.79	5	0.5	26
1,2,3-Trichloropropane	<0.50	<0.50	<0.50	<5.0	<2.0	60	12	NE
1,2,4-Trimethylbenzene	<0.50	<0.50	<0.50	<5.0	<2.0	480	96	1,000
1,3,5-Trimethylbenzene	<0.50	<0.50	<0.50	<5.0	<2.0	480	96	NE
Trichloroethene	<0.33	15.4	<0.33	6.5	3.8	5	0.5	22
Trichlorofluoromethane	<0.18	<0.18	<0.18	<1.8	<0.74	NE	NE	NE
Vinyl chloride	8.4	7.9	<0.18	10.7	7.5	0.2	0.02	25
m&p-Xylene	<1.0	<1.0	<1.0	<10.0	<4.0	2,000	400	1,500
o-Xylene	<0.50	<0.50	<0.50	<5.0	<2.0	2,000	400	2,100

Table 2 (Continued)
Summary of Groundwater Data for
Volatile Organic Compounds (VOCs), EPA Method 8260B
Greentree Cleaners
5131 Douglas Avenue, Unit D, Racine, Racine County, Wisconsin
concentrations in micrograms per liter (µg/L)

Well Number	MW-2	MW-3	MW-4	MW-5	MW-6	Groundwater Quality Standards		Vapor Risk Screening Levels
	8/10/2017		8/9/2017		8/10/2017	Enforcement Standards	Preventative Action Limit	Commercial
Benzene	<0.50	<0.50	<0.50	<0.50	<0.50	5	0.5	69
Bromobenzene	<0.23	<0.23	<0.23	<0.23	<0.23	NE	NE	2,600
Bromochloromethane	<0.34	<0.34	<0.34	<0.34	<0.34	NE	NE	2,900
Bromodichloromethane	<0.50	<0.50	<0.50	<0.50	<0.50	0.6	0.06	38
Bromoform	<0.50	<0.50	<0.50	<0.50	<0.50	4.4	0.44	5,100
Bromomethane	<2.4	<2.4	<2.4	<2.4	<2.4	10	1	73
n-Butylbenzene	<0.50	<0.50	<0.50	<0.50	<0.50	NE	NE	NE
sec-Butylbenzene	<2.2	<2.2	<2.2	<2.2	<2.2	NE	NE	NE
tert-Butylbenzene	<0.18	<0.18	<0.18	<0.18	<0.18	NE	NE	NE
Carbon tetrachloride	<0.50	<0.50	<0.50	<0.50	<0.50	5	0.5	18
Chlorobenzene	<0.50	<0.50	<0.50	<0.50	<0.50	100	20	1,700
Chloroethane	<0.37	<0.37	<0.37	<0.37	<0.37	400	80	97,000
Chloroform	<2.5	<2.5	<2.5	<2.5	<2.5	6	0.6	36
Chloromethane	<0.50	0.74	<0.50	<0.50	0.97	30	3	1,100
2-Chlorotoluene	<0.50	<0.50	<0.50	<0.50	<0.50	NE	NE	NE
4-Chlorotoluene	<0.21	<0.21	<0.21	<0.21	<0.21	NE	NE	NE
Dibromochloromethane	<0.50	<0.50	<0.50	<0.50	<0.50	60	6	NE
1,2-Dibromo-3-chloropropane	<2.2	<2.2	<2.2	<2.2	<2.2	0.2	0.02	3.4
1,2-Dibromoethane	<0.18	<0.18	<0.18	<0.18	<0.18	0.05	0.005	7.7
Dibromomethane	<0.43	<0.43	<0.43	<0.43	<0.43	NE	NE	520
1,2-Dichlorobenzene	<0.50	<0.50	<0.50	<0.50	<0.50	600	60	11,000
1,3-Dichlorobenzene	<0.50	<0.50	<0.50	<0.50	<0.50	600	120	NE
1,4-Dichlorobenzene	<0.50	<0.50	<0.50	<0.50	<0.50	75	15	110
Dichlorodifluoromethane	<0.22	<0.22	<0.22	<0.22	<0.22	1,000	200	31
1,1-Dichloroethane	<0.24	<0.24	<0.24	<0.24	<0.24	850	85	330
1,2-Dichloroethane	<0.17	<0.17	<0.17	<0.17	<0.17	5	0.5	98
1,1-Dichloroethene	<0.41	<0.41	<0.41	<0.41	<0.41	7	0.7	820
cis-1,2-Dichloroethene	<0.26	<0.26	2.3	<0.26	<0.26	70	7	NE
trans-1,2-Dichloroethene	<0.26	<0.26	0.27	<0.26	<0.26	100	20	NE
1,2-Dichloropropane	<0.23	<0.23	<0.23	<0.23	<0.23	5	0.5	150
1,3-Dichloropropane	<0.50	<0.50	<0.50	<0.50	<0.50	NE	NE	NE
2,2-Dichloropropane	<0.48	<0.48	<0.48	<0.48	<0.48	NE	NE	NE
1,1-Dichloropropene	<0.44	<0.44	<0.44	<0.44	<0.44	NE	NE	NE
cis-1,3-Dichloropropene	<0.50	<0.50	<0.50	<0.50	<0.50	0.4	0.04	210
trans-1,3-Dichloropropene	<0.23	<0.23	<0.23	<0.23	<0.23	0.4	0.04	210
Diisopropyl ether	<0.50	<0.50	<0.50	<0.50	<0.50	NE	NE	29,000
Ethylbenzene	<0.50	<0.50	<0.50	<0.50	<0.50	700	140	150
Hexachloro-1,3-butadiene	<2.1	<2.1	<2.1	<2.1	<2.1	NE	NE	13
Isopropylbenzene	<0.14	<0.14	<0.14	<0.14	<0.14	NE	NE	NE
p-Isopropyltoluene	<0.50	<0.50	<0.50	<0.50	<0.50	NE	NE	NE
Methylene Chloride	<0.23	<0.23	<0.23	<0.23	<0.23	5	0.5	20,000
Methyl tertiary-butyl ether	<1.7	<1.7	<1.7	<1.7	<1.7	60	12	20,000
Naphthalene	<2.5	<2.5	<2.5	<2.5	<2.5	100	10	200
n-Propylbenzene	<0.50	<0.50	<0.50	<0.50	<0.50	NE	NE	10,000
Styrene	<0.50	<0.50	<0.50	<0.50	<0.50	100	10	39,000
1,1,2,2-Tetrachloroethane	<0.25	<0.25	<0.25	<0.25	<0.25	0.2	0.02	140
1,1,1,2-Tetrachloroethane	<0.18	<0.18	<0.18	<0.18	<0.18	70	7	170000
Tetrachloroethene	<0.50	<0.50	3.2	<0.50	<0.50	5	0.5	240
Toluene	0.60	<0.50	<0.50	<0.50	<0.50	800	160	81,000
1,2,3-Trichlorobenzene	<2.1	<2.1	<2.1	<2.1	<2.1	NE	NE	NE
1,2,4-Trichlorobenzene	<2.2	<2.2	<2.2	<2.2	<2.2	70	14	150
1,1,1-Trichloroethane	<0.50	<0.50	<0.50	<0.50	<0.50	200	40	31,000
1,1,2-Trichloroethane	<0.20	<0.20	<0.20	<0.20	<0.20	5	0.5	26
1,2,3-Trichloropropane	<0.50	<0.50	<0.50	<0.50	<0.50	60	12	NE
1,2,4-Trimethylbenzene	<0.50	<0.50	<0.50	<0.50	<0.50	480	96	1,000
1,3,5-Trimethylbenzene	<0.50	<0.50	<0.50	<0.50	<0.50	480	96	NE
Trichloroethene	<0.33	<0.33	1.3	<0.33	<0.33	5	0.5	22
Trichlorofluoromethane	<0.18	<0.18	<0.18	<0.18	<0.18	NE	NE	NE
Vinyl chloride	0.83	<0.18	0.21	<0.18	<0.18	0.2	0.02	25
m&p-Xylene	<1.0	<1.0	<1.0	<1.0	<1.0	2,000	400	1,500
o-Xylene	<0.50	<0.50	<0.50	<0.50	<0.50	2,000	400	2,100

Table 2 (Continued)
Summary of Groundwater Data for
Volatile Organic Compounds (VOCs), EPA Method 8260B
Greentree Cleaners
5131 Douglas Avenue, Unit D, Racine, Racine County, Wisconsin
concentrations in micrograms per liter (µg/L)

Well Number	MW-7	MW-8	Trip Blank	Trip Blank	GW-2	Groundwater Quality Standards		Vapor Risk Screening Levels
						Enforcement Standards	Preventative Action Limit	Commercial
Date Collected	8/10/2017	9/15/2017	8/10/2017	9/15/2017	12/13/2005			
Benzene	<0.50	<0.50	<0.50	<0.50	<0.41	5	0.5	69
Bromobenzene	<0.23	<0.23	<0.23	<0.23	<0.82	NE	NE	2,600
Bromochloromethane	<0.34	<0.34	<0.34	<0.34	<0.97	NE	NE	2,900
Bromodichloromethane	<0.50	<0.50	<0.50	<0.50	<0.56	0.6	0.06	38
Bromoform	<0.50	<0.50	<0.50	<0.50	<0.94	4.4	0.44	5,100
Bromomethane	<2.4	<2.4	<2.4	<2.4	<0.91	10	1	73
n-Butylbenzene	<0.50	<0.50	<0.50	<0.50	<0.93	NE	NE	NE
sec-Butylbenzene	<2.2	<2.2	<2.2	<2.2	<0.89	NE	NE	NE
tert-Butylbenzene	<0.18	<0.18	<0.18	<0.18	<0.97	NE	NE	NE
Carbon tetrachloride	<0.50	<0.50	<0.50	<0.50	<0.91	5	0.5	18
Chlorobenzene	<0.50	<0.50	<0.50	<0.50	<0.41	100	20	1,700
Chloroethane	<0.37	<0.37	<0.37	<0.37	<0.97	400	80	97,000
Chloroform	<2.5	<2.5	<2.5	<2.5	<0.37	6	0.6	36
Chloromethane	<0.50	<0.50	<0.50	<0.50	0.28	30	3	1,100
2-Chlorotoluene	<0.50	<0.50	<0.50	<0.50	<0.85	NE	NE	NE
4-Chlorotoluene	<0.21	<0.21	<0.21	<0.21	<0.74	NE	NE	NE
Dibromochloromethane	<0.50	<0.50	<0.50	<0.50	<0.81	60	6	NE
1,2-Dibromo-3-chloropropane	<2.2	<2.2	<2.2	<2.2	<0.87	0.2	0.02	3.4
1,2-Dibromoethane	<0.18	<0.18	<0.18	<0.18	<0.56	0.05	0.005	7.7
Dibromomethane	<0.43	<0.43	<0.43	<0.43	<0.60	NE	NE	520
1,2-Dichlorobenzene	<0.50	<0.50	<0.50	<0.50	<0.83	600	60	11,000
1,3-Dichlorobenzene	<0.50	<0.50	<0.50	<0.50	<0.87	600	120	NE
1,4-Dichlorobenzene	<0.50	<0.50	<0.50	<0.50	<0.95	75	15	110
Dichlorodifluoromethane	<0.22	<0.22	<0.22	<0.22	<0.99	1,000	200	31
1,1-Dichloroethane	<0.24	<0.24	<0.24	<0.24	<0.75	850	85	330
1,2-Dichloroethane	<0.17	<0.17	<0.17	<0.17	<0.36	5	0.5	98
1,1-Dichloroethene	<0.41	<0.41	<0.41	<0.41	<0.57	7	0.7	820
cis-1,2-Dichloroethene	<0.26	<0.26	<0.26	<0.26	<0.83	70	7	NE
trans-1,2-Dichloroethene	<0.26	<0.26	<0.26	<0.26	<0.89	100	20	NE
1,2-Dichloropropane	<0.23	<0.23	<0.23	<0.23	<0.46	5	0.5	150
1,3-Dichloropropane	<0.50	<0.50	<0.50	<0.50	<0.61	NE	NE	NE
2,2-Dichloropropane	<0.48	<0.48	<0.48	<0.48	<0.62	NE	NE	NE
1,1-Dichloropropene	<0.44	<0.44	<0.44	<0.44	<0.75	NE	NE	NE
cis-1,3-Dichloropropene	<0.50	<0.50	<0.50	<0.50	<0.19	0.4	0.04	210
trans-1,3-Dichloropropene	<0.23	<0.23	<0.23	<0.23	<0.19	0.4	0.04	210
Diisopropyl ether	<0.50	<0.50	<0.50	<0.50	<0.76	NE	NE	29,000
Ethylbenzene	<0.50	<0.50	<0.50	<0.50	<0.54	700	140	150
Hexachloro-1,3-butadiene	<2.1	<2.1	<2.1	<2.1	<0.67	NE	NE	13
Isopropylbenzene	<0.14	<0.14	<0.14	<0.14	<0.59	NE	NE	NE
p-Isopropyltoluene	<0.50	<0.50	<0.50	<0.50	<0.67	NE	NE	NE
Methylene Chloride	<0.23	<0.23	<0.23	<0.23	<0.43	5	0.5	20,000
Methyl tertiary-butyl ether	<1.7	<1.7	<1.7	<1.7	<0.61	60	12	20,000
Naphthalene	<2.5	<2.5	<2.5	<2.5	<0.74	100	10	200
n-Propylbenzene	<0.50	<0.50	<0.50	<0.50	<0.81	NE	NE	10,000
Styrene	<0.50	<0.50	<0.50	<0.50	<0.86	100	10	39,000
1,1,2,2-Tetrachloroethane	<0.25	<0.25	<0.25	<0.25	<0.92	0.2	0.02	140
1,1,1,2-Tetrachloroethane	<0.18	<0.18	<0.18	<0.18	<0.20	70	7	170000
Tetrachloroethene	<0.50	<0.50	<0.50	<0.50	<0.45	5	0.5	240
Toluene	<0.50	<0.50	<0.50	<0.50	<0.67	800	160	81,000
1,2,3-Trichlorobenzene	<2.1	<2.1	<2.1	<2.1	<0.74	NE	NE	NE
1,2,4-Trichlorobenzene	<2.2	<2.2	<2.2	<2.2	<0.97	70	14	150
1,1,1-Trichloroethane	<0.50	<0.50	<0.50	<0.50	<0.90	200	40	31,000
1,1,2-Trichloroethane	<0.20	<0.20	<0.20	<0.20	<0.42	5	0.5	26
1,2,3-Trichloropropane	<0.50	<0.50	<0.50	<0.50	<0.99	60	12	NE
1,2,4-Trimethylbenzene	<0.50	<0.50	<0.50	<0.50	<0.97	480	96	1,000
1,3,5-Trimethylbenzene	<0.50	<0.50	<0.50	<0.50	<0.83	480	96	NE
Trichloroethene	<0.33	<0.33	<0.33	<0.33	<0.48	5	0.5	22
Trichlorofluoromethane	<0.18	<0.18	<0.18	<0.18	<0.79	NE	NE	NE
Vinyl chloride	<0.18	<0.18	<0.18	<0.18	<0.18	0.2	0.02	25
m&p-Xylene	<1.0	<1.0	<1.0	<1.0	<1.8	2,000	400	1,500
o-Xylene	<0.50	<0.50	<0.50	<0.50	<0.83	2,000	400	2,100

Notes:

TW-1 = Temporary monitoring well installed by Apex (2017)

GW-2 = Temporary monitoring well installed by ECS (2005)

< = Not Detected: Concentration less than the indicated laboratory detection limit.

Detected concentrations are shown in **bold**.

NE = Remedial Objective not established.

Groundwater Quality Standards (GQSs) cited in Wisconsin Administrative Code NR 140.10 Table 1

Vapor Risk Screening Levels (VRSLs) for groundwater with a commercial property use based on the U.S. EPA Vapor Intrusion Screening Level Calculator (Version 3.5.2, October 2017) with an excess lifetime cancer risk of 1×10^{-5} in accordance with Wisconsin Administrative Code NR 716



-  Concentrations in excess of GQSs and/or VRSLs are shaded yellow
-  Exceeded GQSs and/or VRSLs are shaded green

Table 3
Summary of Soil Gas Data for
Volatile Organic Compounds (VOCs), EPA Method TO-15
Greentree Cleaners
5131 Douglas Avenue, Unit D, Racine, Racine County, Wisconsin
concentrations in micrograms per cubic meter ($\mu\text{g}/\text{m}^3$)

Sub-slab Sample Number	SV-1	SV-2	SV-3	SV-4	Sub-Slab Vapor Action Levels
Date Collected	6/13/2017			8/16/2017	
Acetone	41.1	32.5	30.2	142	4,500,000
Benzene	1.3	1.4	1.2	<2.1	520
Benzyl chloride	<0.28	<0.25	<0.29	<3.8	83
Bromodichloromethane	<0.33	8.8	4.7	79.3	110
Bromoform	4.1	3.9	4.3	<6.6	3,700
Bromomethane	<0.52	1.6	<0.54	<3.3	730
1,3-Butadiene	<0.30	<0.26	<0.31	<1.7	140
2-Butanone	6.2	4.0	10.8	<3.3	730,000
Carbon disulfide	1.0	2.7	25.3	<1.6	100,000
Carbon tetrachloride	1.2	1.2	1.3	<4.7	680
Chlorobenzene	<0.23	<0.20	<0.23	<2.9	7,300
Chloroethane	<0.33	1.9	<0.34	<3.3	1,500,000
Chloroform	1.7	39.0	29.8	630	180
Chloromethane	1.9	11.8	<0.19	<1.7	13,000
Cyclohexane	3.3	1.3	1.7	285	880,000
Dibromochloromethane	<1.4	3.7	1.7	<5.3	NE
1,2-Dibromoethane	<1.3	<1.2	<1.4	<4.8	6.8
1,2-Dichlorobenzene	<0.86	<0.76	<0.90	<3.0	29,000
1,3-Dichlorobenzene	2.3	2.2	2.4	<2.3	NE
1,4-Dichlorobenzene	2.5	2.3	2.5	12.4	370
Dichlorodifluoromethane	849	3.2	3.7	<6.7	15,000
1,1-Dichloroethane	<0.26	<0.23	<0.27	<3.4	2,600
1,2-Dichloroethane	<0.34	<0.31	<0.36	<3.0	160
1,1-Dichloroethene	<0.40	<0.353	<0.42	<3.8	29,000
cis-1,2-Dichloroethene	<0.41	2.2	5.4	32.0	NE
trans-1,2-Dichloroethene	<0.65	<0.57	<0.67	<3.1	NE
1,2-Dichloropropane	<0.45	<0.40	<0.47	<3.6	580
cis-1,3-Dichloropropene	<0.62	<0.55	<0.65	<1.4	1,000
trans-1,3-Dichloropropene	<0.44	<0.39	<0.46	<2.3	1,000
Dichlorotetrafluoroethane	<0.52	<0.46	<0.54	<7.1	NE
Ethanol	79.7	32.5	64.4	45.5	NE
Ethyl acetate	5.7	<0.52	<0.61	<2.7	10,000
Ethylbenzene	2.3	1.5	2.0	<2.8	1,600
4-Ethyltoluene	9.3	5.2	4.7	<2.4	NE
n-Heptane	2.7	1.3	2.2	1,410	NE
Hexachloro-1,3-butadiene	<1.1	<0.97	<1.1	<6.6	190
n-Hexane	5.0	2.7	4.2	18.3	100,000
2-Hexanone	<0.69	<0.61	<0.72	<3.6	4,400
Methylene Chloride	14.7	4.8	3.8	<24.5	88,000
4-Methyl-2-pentanone	<0.36	<0.32	<0.38	<3.9	440,000
Methyl tertiary-butyl ether	<0.51	<0.45	<0.53	<5.0	16,000
Naphthalene	19.0	25.3	26.0	<9.4	120
2-Propanol	42.2	9.8	32.6	<5.6	NE
Propylene	<0.23	<0.20	<0.24	<1.8	440,000
Styrene	1.2	1.6	0.80	<2.2	150,000
1,1,2,2-Tetrachloroethane	<0.55	<0.49	<0.58	<4.2	70
Tetrachloroethene	116	4,570	7,720	26,100	5,800
Tetrahydrofuran	<0.20	1.5	<0.21	<1.7	290,000
Toluene	13.0	2.8	4.1	69.6	730,000
1,2,4-Trichlorobenzene	<1.5	4.0	<1.6	<15.4	290
1,1,1-Trichloroethane	<0.41	<0.37	<0.43	<5.5	730,000
1,1,2-Trichloroethane	<0.41	<0.37	<0.43	<3.6	29
Trichloroethene	2.7	28.6	48.0	491	290
Trichlorofluoromethane	3.3	1.9	1.9	<6.7	NE
1,1,2-Trichlorotrifluoroethane	1.3	1.2	<0.53	<5.8	NE
1,2,4-Trimethylbenzene	36.6	10.6	16.5	14.2	8,800
1,3,5-Trimethylbenzene	22.4	4.4	7.9	<3.8	NE
Vinyl acetate	<0.55	<0.49	3.1	<2.1	29,000
Vinyl chloride	<0.33	<0.29	<0.34	<2.0	930
m,p-Xylene	6.3	2.8	3.3	<5.6	15,000
o-Xylene	3.4	1.5	2.2	<2.8	15,000

Table 3 (Continued)
Summary of Soil Gas Data for
Volatile Organic Compounds (VOCs), EPA Method TO-15
Greentree Cleaners
5131 Douglas Avenue, Unit D, Racine, Racine County, Wisconsin
concentrations in micrograms per cubic meter ($\mu\text{g}/\text{m}^3$)

Sub-slab Sample Number	SV-5	SV-6	SV-7	SV-8	Sub-Slab Vapor Action Levels
Date Collected	8/16/2017				
Acetone	184	133	227	157	4,500,000
Benzene	<2.0	<2.1	<2.0	<2.2	520
Benzyl chloride	<3.7	<3.8	<3.7	<4.0	83
Bromodichloromethane	<3.5	<3.7	<3.5	<3.8	110
Bromoform	<6.3	<6.6	<6.3	<6.9	3,700
Bromomethane	<3.2	<3.3	<3.2	<3.5	730
1,3-Butadiene	<1.6	<1.7	<1.6	<1.7	140
2-Butanone	<3.1	<3.3	<3.1	14.1	730,000
Carbon disulfide	<1.5	<1.6	<1.5	<1.7	100,000
Carbon tetrachloride	<4.6	<4.7	<4.6	<4.9	680
Chlorobenzene	<2.8	<2.9	<2.8	<3.0	7,300
Chloroethane	<3.2	<3.3	<3.2	<3.4	1,500,000
Chloroform	53.0	92.2	39.8	124	180
Chloromethane	<1.6	<1.7	<1.6	<1.8	13,000
Cyclohexane	354	316	612	524	880,000
Dibromochloromethane	<5.1	<5.3	<5.1	<5.5	NE
1,2-Dibromoethane	<4.6	<4.8	<4.6	<5.0	6.8
1,2-Dichlorobenzene	<2.9	<3.0	<2.9	<3.1	29,000
1,3-Dichlorobenzene	<2.2	<2.3	<2.2	<2.4	NE
1,4-Dichlorobenzene	<3.2	<3.3	<3.2	16.3	370
Dichlorodifluoromethane	115	<6.7	<6.4	<7.0	15,000
1,1-Dichloroethane	<3.3	<3.4	<3.3	<3.6	2,600
1,2-Dichloroethane	<2.9	<3.0	<2.9	<3.2	160
1,1-Dichloroethene	<3.7	<3.8	<3.7	<4.0	29,000
cis-1,2-Dichloroethene	6.0	<3.5	28.2	3.9	NE
trans-1,2-Dichloroethene	<3.0	<3.1	<3.0	<3.3	NE
1,2-Dichloropropane	<3.4	<3.6	<3.4	<3.7	580
cis-1,3-Dichloropropene	<1.3	<1.4	<1.3	<1.5	1,000
trans-1,3-Dichloropropene	<2.2	<2.3	<2.2	<2.4	1,000
Dichlorotetrafluoroethane	<6.9	<7.1	<6.9	<7.4	NE
Ethanol	54.6	193	1,130	36.0	NE
Ethyl acetate	21.3	<2.7	<2.6	<2.8	10,000
Ethylbenzene	<2.7	<2.8	<2.7	<2.9	1,600
4-Ethyltoluene	<2.3	<2.4	10.8	<2.5	NE
n-Heptane	1,740	1,300	2,090	1,790	NE
Hexachloro-1,3-butadiene	<6.4	<6.6	<6.4	<6.9	190
n-Hexane	28.7	17.5	26.0	26.4	100,000
2-Hexanone	<3.5	<3.6	<3.5	<3.8	4,400
Methylene Chloride	71.7	<24.5	<23.6	<25.5	88,000
4-Methyl-2-pentanone	<3.7	<3.9	<3.7	<4.0	440,000
Methyl tertiary-butyl ether	<4.9	<5.0	<4.9	<5.3	16,000
Naphthalene	<9.0	<9.4	<9.0	<9.8	120
2-Propanol	<5.4	37.5	248	<5.9	NE
Propylene	<1.7	<1.8	<1.7	3.3	440,000
Styrene	<2.1	<2.2	<2.1	<2.3	150,000
1,1,2,2-Tetrachloroethane	<4.1	<4.2	<4.1	<4.4	70
Tetrachloroethene	3,700	2,340	2,590	2,230	5,800
Tetrahydrofuran	9.4	<1.7	<1.6	<1.8	290,000
Toluene	117	63.0	101	81.5	730,000
1,2,4-Trichlorobenzene	<14.8	<15.4	<14.8	<16.1	290
1,1,1-Trichloroethane	<5.3	<5.5	<5.3	<5.7	730,000
1,1,2-Trichloroethane	<3.5	<3.6	<3.5	<3.8	29
Trichloroethene	58.5	18.1	76.5	47.6	290
Trichlorofluoromethane	<6.5	<6.7	<6.5	<7.0	NE
1,1,2-Trichlorotrifluoroethane	<5.5	<5.8	<5.5	<6.0	NE
1,2,4-Trimethylbenzene	14.9	11.4	15.8	<2.9	8,800
1,3,5-Trimethylbenzene	<3.6	<3.8	<3.6	<3.5	NE
Vinyl acetate	<2.0	<2.1	<2.0	12.4	29,000
Vinyl chloride	<2.0	<2.0	<2.0	<2.1	930
m,p-Xylene	<5.4	<5.6	<5.4	<5.9	15,000
o-Xylene	<2.7	<2.8	<2.0	<3.0	15,000

Table 3 (Continued)
Summary of Soil Gas Data for
Volatile Organic Compounds (VOCs), EPA Method TO-15
Greentree Cleaners
5131 Douglas Avenue, Unit D, Racine, Racine County, Wisconsin
concentrations in micrograms per cubic meter ($\mu\text{g}/\text{m}^3$)

Sub-slab Sample Number	SV-9	SV-10	SV-11	Sub-Slab Vapor Action Levels
Date Collected	9/13/2017			
Acetone	100	285	445	4,500,000
Benzene	2.8	4.3	4.7	520
Benzyl chloride	<0.40	<0.41	<0.41	83
Bromodichloromethane	<0.60	<0.62	<0.62	110
Bromoform	<1.2	<1.2	<1.2	3,700
Bromomethane	<0.35	<0.36	<0.36	730
1,3-Butadiene	<0.35	<0.36	<0.36	140
2-Butanone	8.1	7.6	31.9	730,000
Carbon disulfide	0.53	<0.31	0.72	100,000
Carbon tetrachloride	0.64	<0.56	0.76	680
Chlorobenzene	<0.30	<0.31	<0.31	7,300
Chloroethane	<0.34	<0.36	<0.36	1,500,000
Chloroform	2.0	5.6	36.5	180
Chloromethane	<0.23	<0.23	<0.23	13,000
Cyclohexane	4.6	3.8	8.2	880,000
Dibromochloromethane	<0.74	<0.77	<0.77	NE
1,2-Dibromoethane	<0.56	<0.58	<0.58	6.8
1,2-Dichlorobenzene	<0.55	<0.57	<0.57	29,000
1,3-Dichlorobenzene	<0.78	<0.82	<0.82	NE
1,4-Dichlorobenzene	<0.35	<0.36	<0.36	370
Dichlorodifluoromethane	49.0	2.8	32.6	15,000
1,1-Dichloroethane	<0.36	<0.37	<0.37	2,600
1,2-Dichloroethane	<0.33	<0.35	<0.35	160
1,1-Dichloroethene	<0.40	<0.41	<0.41	29,000
cis-1,2-Dichloroethene	<0.57	<0.60	<0.60	NE
trans-1,2-Dichloroethene	<0.50	<0.52	<0.52	NE
1,2-Dichloropropane	<0.51	<0.54	<0.54	580
cis-1,3-Dichloropropene	<0.41	<0.43	<0.43	1,000
trans-1,3-Dichloropropene	<0.71	<0.74	<0.74	1,000
Dichlorotetrafluoroethane	<0.74	<0.77	<0.77	NE
Ethanol	111	699	421	NE
Ethyl acetate	<0.33	<0.34	<0.34	10,000
Ethylbenzene	4.0	3.3	5.1	1,600
4-Ethyltoluene	1.1	2	<0.37	NE
n-Heptane	4.2	4	6.9	NE
Hexachloro-1,3-butadiene	<1.5	<1.5	<1.5	190
n-Hexane	5.9	5.3	10.9	100,000
2-Hexanone	<1.0	<1.1	<1.1	4,400
Methylene Chloride	6.7	<2.7	<2.7	88,000
4-Methyl-2-pentanone	<0.60	<0.62	9.4	440,000
Methyl tertiary-butyl ether	<1.1	<1.2	<1.2	16,000
Naphthalene	<1.0	<1.0	<1.0	120
2-Propanol	20.7	485	84.4	NE
Propylene	<0.26	<0.27	<0.27	440,000
Styrene	1.3	1.3	2.1	150,000
1,1,2,2-Tetrachloroethane	<0.49	2.8	<0.51	70
Tetrachloroethene	100	127	4,530	5,800
Tetrahydrofuran	<0.46	<0.48	25.8	290,000
Toluene	19.5	12.9	12.5	730,000
1,2,4-Trichlorobenzene	<1.6	<1.7	<1.7	290
1,1,1-Trichloroethane	<0.57	<0.60	<0.60	730,000
1,1,2-Trichloroethane	<0.38	<0.39	<0.39	29
Trichloroethene	1.8	1.5	68.8	290
Trichlorofluoromethane	1.8	1.5	2.6	NE
1,1,2-Trichlorotrifluoroethane	<0.62	<0.65	<0.65	NE
1,2,4-Trimethylbenzene	5.2	7.8	5.3	8,800
1,3,5-Trimethylbenzene	1.6	3.3	1.7	NE
Vinyl acetate	3.5	<0.27	<0.27	29,000
Vinyl chloride	<0.21	<0.22	<0.22	930
m,p-Xylene	7.1	7.4	10.4	15,000
o-Xylene	3.3	3.5	4.1	15,000

Notes:

SV-2 = Sub-slab vapor sample collected by Apex (2017)

< = Not Detected: Concentration less than the indicated laboratory detection limit.

Detected concentrations are shown in **bold**.

NE = Remedial Objective not established.

Sub-Slab Vapor Action Levels (VALs) for a commercial property use based on the U.S. EPA Vapor Intrusion Screening Level Calculator (Version 3.5.2, October 2017) with an excess lifetime cancer risk of 1×10^{-5} in accordance with Wisconsin Administrative Code NR 716



Concentrations in excess of VALs are shaded yellow

Exceeded VALs are shaded green

Appendix A
Site Photographs

**PHOTO LOG FOR
GREENTREE CLEANERS
5131 DOUGLAS AVENUE, UNIT D, RACINE, RACINE COUNTY, WISCONSIN**

Photo No. 1 showing the front (west) façade of the Greentree Cleaners and adjacent tenant spaces, view to the east.



Photo No. 2 showing a sub-slab soil-gas sample location being cleared of utilities using ground penetrating radar prior to vapor probe installation.



Photo No. 3 showing a soil boring (TW-1) being advanced in the rear of the Greentree Cleaners tenant space, view to the south.



Photograph taken on June 13, 2017.

**PHOTO LOG FOR
GREENTREE CLEANERS
5131 DOUGLAS AVENUE, UNIT D, RACINE, RACINE COUNTY, WISCONSIN**

Photo No. 4 showing a soil boring (TW-2) being advanced and a temporary well (TW-3, red arrow) installed east of the Greentree Cleaners, view to the northwest.

Photograph taken on June 13, 2017.



Photo No. 5 showing a monitoring well (MW-1) being installed adjacent to the Greentree Cleaners tenant space, view to the north.

Photograph taken on August 9, 2017.



Photo No. 6 showing a monitoring well (MW-4) being installed east of the Greentree Cleaners tenant space, view to the east.

Photograph taken on August 9, 2017.



**PHOTO LOG FOR
GREENTREE CLEANERS
5131 DOUGLAS AVENUE, UNIT D, RACINE, RACINE COUNTY, WISCONSIN**

Photo No. 7 showing a monitoring well (MW-5) being installed near the eastern (down-gradient) Site boundary, view to the west.

Photograph taken on August 9, 2017.



Photo No. 8 showing a monitoring well (MW-6) being installed near the eastern (down-gradient) Site boundary, view to the northwest.

Photograph taken on August 10, 2017.



Photo No. 9 showing a monitoring well (MW-7) being installed near the front of the Greentree Cleaners tenant space, view to the east.

Photograph taken on August 10, 2017.



**PHOTO LOG FOR
GREENTREE CLEANERS
5131 DOUGLAS AVENUE, UNIT D, RACINE, RACINE COUNTY, WISCONSIN**

Photo No. 10 showing a monitoring well (MW-8) being installed southeast of the Greentree Cleaners tenant space, view to the east.

Photograph taken on September 13, 2017.



Photo No. 11 showing a Summa® canister and sample train being leak tested by the performance of a shut-in test prior to sample collection.



Photo No. 12 showing a sub-slab soil-gas sample location (SV-1) being purged prior to sample collection.

Photograph taken on June 13, 2017.



**PHOTO LOG FOR
GREENTREE CLEANERS
5131 DOUGLAS AVENUE, UNIT D, RACINE, RACINE COUNTY, WISCONSIN**

Photo No. 13 showing a sub-slab soil-gas sample location being leak tested via the water dam method during purging and prior to sample collection.



Photo No. 14 showing sub-slab soil-gas sample location (SV-2) located adjacent to the dry cleaning plant being purged prior to sample collection.

Photograph taken on June 13, 2017.



Photo No. 15 showing the collection of a soil-gas sample (SV-3) located near the center of the Greentree Cleaners tenant space.

Photograph taken on June 13, 2017.



Appendix B

Field Protocols, Soil-Gas Sample Logs & Well Data Sheets

SUMMARY OF FIELD PROTOCOLS
EXPANDED SUBSURFACE INVESTIGATION
GREENTREE CLEANERS – GREENTREE CENTRE
5131 DOUGLAS AVENUE, UNIT D
RACINE, RACINE COUNTY, WISCONSIN

Phillips Edison & Company (PECO) retained Apex Companies, LLC (Apex) to perform an Expanded Subsurface Investigation at a dry cleaner tenant space in the Greentree Centre, a retail strip mall located at 5131 Douglas Avenue, Unit D in Racine, Racine County, Wisconsin. We understand that PECO recently acquired the Site for continued use as a multi-tenant retail shopping center.

Subsurface assessment included performance of a non-invasive geophysical survey to clear underground utilities in the vicinity of soil borings; installation of three temporary groundwater monitoring wells; soil and groundwater sampling and analysis; sub-slab soil gas (vapor) sampling and analysis; well surveying; water level measurement; and hydraulic conductivity testing. It should be noted that groundwater samples could not be collected in one temporary well due to insufficient groundwater recharge.

Geophysical Survey

In an effort to avoid damaging substructures such as buried utilities at the Site, Apex retained Ground Penetrating Systems, Inc. (GPRS) to perform a non-invasive geophysical survey. The geophysical survey was performed using a combination of ground-penetrating radar (GPR) and radio detection (RD) techniques.

GPR transmits an electromagnetic pulse using a 400 MHz antenna through the ground and displays the reflection on a screen for immediate interpretation. GPR data was collected to evaluate the presence, depth and shape of subsurface targets (USTs, piping, buried foundations, etc.). The depth of exploration for GPR is typically limited to 5-7± feet below ground surface (bgs), depending on soil conditions.

RD techniques (RD-7000 Locator, or similar) are used to gauge the location of the buried metallic piping or conduits such as drain pipes. Radio detection involves induction of an electrical signal on metal objects (such as the ends of the piping or conduits) and tracing this signal using a hand-held detector.

Soil Sampling Using a Hydraulic Probe

To assess the presence of potential chemical impacts in shallow soil in the vicinity of the dry cleaner tenant space, Apex used a truck-mounted hydraulic probe (Geoprobe™ rig) to collect soil samples. Each of the borings was advanced to probe refusal, encountered at depths ranging from 12 to 20 feet bgs; copies of the boring logs are included in **Appendix C**.

Soil samples were collected continuously from ground surface to the bottom of each boring by pushing a 2-inch diameter by 5-foot long hollow-barreled sampler into/through the soil. Soil samples were collected in dedicated, disposable plastic liners contained in the sampler.

Lithologic Description

Soil samples were collected continuously from ground surface to the bottom of each boring for lithologic description and soil screening. An experienced geologist documented the subsurface conditions (soil type, photo-ionization detector [PID] measurements, the presence of staining, odors etc.). Our field observations and lithologic descriptions are summarized in the boring logs included in **Appendix C**.

Sample Screening/Selection

Soil samples were screened in the field for chemical odors, evidence of staining and volatile organic emissions using a PID equipped with a 10.6 eV PID lamp. The PID was calibrated using isobutylene calibration gas in accordance with the manufacturer's protocols prior to the start of fieldwork. Soil collected from various depth intervals in each boring was broken apart, placed and sealed in plastic 'ziploc' bags and after a few minutes volatile emissions were measured in the headspace using the PID. In the absence of such indications soil samples were not submitted for analysis. The results of the field screening are shown in Apex's boring logs, and Wisconsin DNR Soil Boring Log Information forms (Form 4400-122) in accordance with WAC NR 716.15(4)(g)(4), included in **Appendix C**.

Soil Sample Handling Procedures

A total of nine soil samples collected from six borings were analyzed for volatile organic compounds (VOCs) by EPA Method 5035/8260. The samples were collected by pushing an Encore® sampler syringe into the soil to collect a 10 gram sample, the Encore® plunger was used to extrude the soil sample into clean, laboratory-supplied 40 milliliter (ml) VOA vials with methanol preservative. The VOA was immediately capped, labeled and placed in a chilled cooler for transport to the analytical laboratory. Soil samples for additional parameters were placed in clean, 4-ounce laboratory-supplied jars. Chain-of-custody protocols were maintained throughout the sample handling process.

Temporary Well Construction

A Geoprobe rig was used to advance a borehole at each temporary well location to document the soil conditions and to collect soil samples to a depth ranging from 12 to 20 feet bgs. Three temporary wells (TW-1, TW-3 and TW-3A) were constructed by lowering a clean, 10-foot long, 1-inch diameter polyvinyl chloride (PVC) well screen with a 5-foot long blank riser into the water table in the borings. Filter (sand) pack was not placed in the annulus between the well screen and the borehole, due to caving conditions of native sand into the borehole. Copies of the boring logs and well construction diagrams are included in **Appendix C**.

Monitoring Well Construction

A Geoprobe rig was used to advance a borehole at each monitoring well location to document the soil conditions and to collect soil samples. A truck-mounted hollow-stem auger drill rig was then used at eight locations (MW-1 through MW-8) to advance an 8-inch diameter borehole into the underlying aquifer zone; each well was installed to depths ranging from 19½ to 20 feet bgs.

The monitoring wells were constructed using 2-inch diameter (schedule 40) PVC casing consisting of a 10-foot length of 0.010-inch factory slotted well screen with a blank riser. The filter pack, consisting of

a sand pack, was placed around the well screen/riser extending 2-feet above the top of the screen. The annulus of the borehole was then filled with bentonite chips (hydrated in place) to a depth of approximately 1-foot bgs, the remainder of the borehole was filled with cement. The wells were completed at ground surface using flush-mount well vaults set in cement. A magnet was placed in the void between the cover and the annular space seal in accordance with NR 716.13(14)(b). Copies of Apex's boring logs and well construction diagrams, and Wisconsin DNR Groundwater Monitoring Well Information form (Form 4400-89) and Monitoring Well Construction forms (Form 4400-113A) in accordance with WAC NR 716.15(4)(g)(2), are included in **Appendix C**.

Monitoring Well Development

Following installation, the monitoring wells were developed to remove sediment, consolidate the filter pack around the well screen and to improve hydraulic communication with the aquifer. Well development procedures consisted of the removal of approximately 2 to 6 well casing volumes of groundwater, and are documented in Wisconsin DNR Monitoring Well Development forms (Form 4400-113B) in accordance with WAC NR 716.15(4)(g)(3), included in **Appendix C**. Groundwater sampling was performed one week following well development.

Groundwater Sampling

Apex used a low-flow, peristaltic suction lift pump to purge two to three volumes of water from the well casing at a rate of ¼ gallon per minute prior to sampling. Due to limited groundwater availability the temporary wells (TW-1, TW-3 and TW-3A) were not purged prior to sample collection. Clean, dedicated tubing was used at each well for well purging and water sampling. A multi-probe water quality meter was used for the monitoring wells (MW-1 through MW-8) to simultaneously measure pH, temperature, conductivity, dissolved oxygen and Oxidation-Reduction Potential. Once these parameters stabilized to within 10 percent on three consecutive measurements, the peristaltic pump was used to collect water samples. Groundwater parameter measurements are included in **Appendix B**. Apex notes that one temporary well (TW-2) did not produce groundwater and could not be sampled.

Water samples collected for volatile organic compound (VOC) analysis were collected by filling 40-ml vials in a manner to minimize turbulence, air entrapment and overfilling. VOCs sample vials contained a hydrochloric acid preservative. The bottles were filled completely leaving a positive meniscus at the top of the vial. After capping, the vial was inverted and was tapped with a finger to confirm that air bubbles were not present. Effervesce was not observed in the vials following collection. Chain of custody documentation was maintained throughout the sample handling process. The sample vials and jars were then labeled and placed in a chilled cooler for transport to the analytical laboratory. As a quality assurance/quality control, Apex submitted one duplicate sample (from MW-1) and one trip blank for analysis.

Soil-Gas Sampling Procedures

Soil-gas samples were collected for analysis of VOCs including tetrachloroethene (PCE) and associated breakdown products from immediately below the concrete floor slab within the dry cleaner tenant space.

Apex advanced eleven soil-gas probes (SV-1 through SV-3) through the concrete floor slab at each location. A rotary hammer drill was used to advance a small diameter hole (5/8-inch) through the concrete slab or pavement into the underlying gravel-aggregate layer, approximately nine inches below the top of the hard surface. A 1-inch diameter hole was drilled in the same location to approximately 1/2-inch below the top of the concrete floor for leak testing. The hole was then cleared of any debris prior to installing the soil gas probe. The soil gas probes consisted of a brass MIP adapter/compression coupling, covered with a silicone tube, which was inserted and seated firmly into the 5/8-inch diameter hole drilled through the hard surface. Leak testing was performed on each soil gas probe by mechanical means using the larger diameter hole as a water dam. The annulus of the 1-inch hole was filled with distilled water and monitored for fluctuations prior to and during sampling to verify that a leak had not occurred. Apex installed vapor pins in the concrete slab in 4 locations to allow for future sample collection, if warranted.

Prior to sample collection, the eight sub-slab gas probes were purged a minimum of three probe volumes of air from the sampling media to ensure representative samples of sub-slab soil gas and field screened for volatile organic emissions using a photoionization detector (PID) equipped with a 10.6 eV PID lamp. Soil gas samples were collected using batch-certified 6-liter Summa[®] canisters (evacuated stainless steel canister) with (30-minute) flow control valves with a flow rate of less than 200 milliliters per minute (mL/min). The laboratory-supplied regulator assembly was attached to the Summa[®] canister and a 3-foot section of 0.25-inch Teflon-lined polyethylene tubing was connected to the regulator using Swagelock[®] compression fittings. Leak testing was performed on each Summa[®] canister sample train prior to sample collection by performing a shut-in test. The shut-in test was performed by connecting the sample train tubing to a syringe and plunger. With the Summa[®] canister valve closed, a vacuum of approximately 20-inches mercury was applied to the sample train and maintained for 30 seconds. The pressure was observed to remain stable for the duration of the test. A photo log including photographs of the sub-slab soil gas sampling locations are included as **Appendix A**; soil-gas sampling details (i.e., results of field screening and leak testing; sample duration, initial and final canister pressures; and laboratory identification numbers) are recorded in the soil-gas sample logs included in **Appendix B**.

Following sub-slab soil gas sample collection, the temporary soil gas probes were removed from the floor slab and the sampling area was patched with concrete at each location. In areas where vapor pins were installed, the pins were capped to prevent transmission and covered with a secure stainless steel cover.

The sample canisters were shipped to the analytical laboratory via Federal Express, accompanied by a completed chain-of-custody form. The samples were analyzed for VOCs by U.S. Environmental Protection Agency (EPA) Method TO-15 with a standard 5-day turnaround time.

Well Surveying and Water Level Measurement

The top of seven monitoring well casings (MW-1 through MW-7) were surveyed for vertical control to an accuracy of 0.01-foot by Spaceco, Inc., a Wisconsin licensed surveyor. One monitoring well (MW-8) was installed at a later date, and was surveyed for vertical control using a laser level and the elevation of the previously surveyed wells as a datum. An electronic well sounder was used to measure to depth to groundwater from the top of the well casing to the top of shallow groundwater within an accuracy of 0.01-foot. The depth to water measurements was recorded in each well on

August 14, 16 and September 15, 2017. Stabilized water levels occurred at depths ranging from 9½ to 13 feet bgs, or 618 to 621½ feet mean seal level (MSL). A summary of the well elevations provided by Spaceco, Inc., the depth to groundwater and stabilized groundwater elevations included in **Appendix D**.

Hydraulic Testing

To determine the hydraulic conductivity of the underlying aquifer Apex performed hydraulic testing in three dedicated monitoring wells (MW-1, MW-3 and MW-5). A pressure transducer/data logger was lowered below the water table and the water level was allowed to stabilize. The transducer/data logger was then connected to a Rugged Reader® using a waterproof coaxial cable. A quantity of water ('slug') was quickly removed from the well and rising head recovery rates were measured over time, until the water level recovered over the duration of the test. Due to the slow recovery, the test was performed only once per well. A copy of the test parameters, field measurements, and head verses time data generated during the test runs are included in **Appendix D**.



SOIL-VAPOR IMPLANT SAMPLE LOG

Project Name: <u>Greentree Centre</u>	Project Number: <u>PECO_2016-78B</u>
Soil-Vapor Implant Installation Date: <u>June 13, 2017</u>	Project Address: <u>5055 & 5111-5141 Douglas Avenue</u>
Soil-Vapor Sample Date: <u>June 13, 2017</u>	<u>Racine, WI</u>

SAMPLING INFORMATION

Soil-Vapor Implant Purge Air: <u>0.6</u> <u>2</u> Stabilized PID Reading (PPM) Volume (liters)	Sample Start Time: <u>June 13, 2017</u> <u>8:44</u> DATE TIME
Leak Test Method: <u>Shut-in Test</u> <u>Water Dam</u> Sample Train Soil-Vapor Implant	Sample End Time: <u>June 13, 2017</u> <u>9:14</u> DATE TIME
Shut-in Test: <u>-19</u> <u>30</u> Max. Vacuum (Inches Hg) Test Duration (seconds)	Canister Vacuum: <u>-28</u> <u>-6</u> Initial (Inches Hg) Final (Inches Hg)
Leak Test Notes: <u>No Loss</u> <u>No Loss</u> Shut-in Test Water Dam	Analysis Details: <u>Pace Analytical</u> <u>Greenbay, WI</u> Laboratory Location
Sample Depth: <u>< 1</u> Feet	Sample Delivery: <u>June 14, 2017</u> <u>16:30</u> DATE TIME
Sample Container Details: <u>6</u> <u>30</u> Volume (liters) Flow Controller (minutes)	Delivery Method (FedEx, courier, etc.): <u>FedEx</u>

METEOROLOGICAL CONDITIONS FOR SAMPLING DAY

Ambient Temperature (°F): <u>64</u> <u>78</u> Low High	Barometric Pressure / Humidity: <u>993.80</u> <u>86</u> mBar %
Average Wind: <u>4</u> <u>Northeast</u> Velocity (mph) Direction	Percipitation (inches): <u>0.0</u> <u>0.0</u> Day of Sampling Pervious 48 Hours

ADDITIONAL DETAILS

Other details for tenant space (e.g. recent construction/renovation, cleaning activities, chemical storage, slab/foundation cracks, HVAC status etc.):

Sample collected adjacent to chemical storage near rear door of tenant space.

Problems or inconsistencies encountered during sampling:

* Include a site sketch on separate sheet noting sample locations (with measurements), chemical storage areas, former operations areas, etc.

Sample Number: SV-1

Analysis: VOCs by EPA Method TO-15

SUMMA ID Number: 0565

Requested Turnaround Time: 1 week

Regulator ID Number: 1246

Sample Crew: Joe Becker



SOIL-VAPOR IMPLANT SAMPLE LOG

Project Name: <u>Greentree Centre</u>	Project Number: <u>PECO_2016-78B</u>
Soil-Vapor Implant Installation Date: <u>June 13, 2017</u>	Project Address: <u>5055 & 5111-5141 Douglas Avenue</u>
Soil-Vapor Sample Date: <u>June 13, 2017</u>	<u>Racine, WI</u>

SAMPLING INFORMATION

Soil-Vapor Implant Purge Air: <u>1.3</u> <u>2</u> Stabilized PID Reading (PPM) Volume (liters)	Sample Start Time: <u>June 13, 2017</u> <u>9:36</u> DATE TIME
Leak Test Method: <u>Shut-in Test</u> <u>Water Dam</u> Sample Train Soil-Vapor Implant	Sample End Time: <u>June 13, 2017</u> <u>10:15</u> DATE TIME
Shut-in Test: <u>-17</u> <u>30</u> Max. Vacuum (Inches Hg) Test Duration (seconds)	Canister Vacuum: <u>-30</u> <u>-3</u> Initial (Inches Hg) Final (Inches Hg)
Leak Test Notes: <u>No Loss</u> <u>No Loss</u> Shut-in Test Water Dam	Analysis Details: <u>Pace Analytical</u> <u>Greenbay, WI</u> Laboratory Location
Sample Depth: <u>< 1</u> Feet	Sample Delivery: <u>June 14, 2017</u> <u>16:30</u> DATE TIME
Sample Container Details: <u>6</u> <u>30</u> Volume (liters) Flow Controller (minutes)	Delivery Method (FedEx, courier, etc.): <u>FedEx</u>

METEOROLOGICAL CONDITIONS FOR SAMPLING DAY

Ambient Temperature (°F): <u>64</u> <u>78</u> Low High	Barometric Pressure / Humidity: <u>993.80</u> <u>86</u> mBar %
Average Wind: <u>4</u> <u>Northeast</u> Velocity (mph) Direction	Percipitation (inches): <u>0.0</u> <u>0.0</u> Day of Sampling Pervious 48 Hours

ADDITIONAL DETAILS

Other details for tenant space (e.g. recent construction/renovation, cleaning activities, chemical storage, slab/foundation cracks, HVAC status etc.):

Sample collected adjacent to the dry cleaning plant.

Problems or inconsistencies encountered during sampling:

* Include a site sketch on separate sheet noting sample locations (with measurements), chemical storage areas, former operations areas, etc.

Sample Number: SV-2

Analysis: VOCs by EPA Method TO-15

SUMMA ID Number: 1585

Requested Turnaround Time: 1 week

Regulator ID Number: 1180

Sample Crew: Joe Becker



SOIL-VAPOR IMPLANT SAMPLE LOG

Project Name: <u>Greentree Centre</u>	Project Number: <u>PECO_2016-78B</u>
Soil-Vapor Implant Installation Date: <u>June 13, 2017</u>	Project Address: <u>5055 & 5111-5141 Douglas Avenue</u>
Soil-Vapor Sample Date: <u>June 13, 2017</u>	<u>Racine, WI</u>

SAMPLING INFORMATION

Soil-Vapor Implant Purge Air: <u>0.5</u> <u>2</u> Stabilized PID Reading (PPM) Volume (liters)	Sample Start Time: <u>June 13, 2017</u> <u>12:54</u> DATE TIME
Leak Test Method: <u>Shut-in Test</u> <u>Water Dam</u> Sample Train Soil-Vapor Implant	Sample End Time: <u>June 13, 2017</u> <u>13:25</u> DATE TIME
Shut-in Test: <u>-16</u> <u>30</u> Max. Vacuum (Inches Hg) Test Duration (seconds)	Canister Vacuum: <u>-30</u> <u>-8</u> Initial (Inches Hg) Final (Inches Hg)
Leak Test Notes: <u>No Loss</u> <u>No Loss</u> Shut-in Test Water Dam	Analysis Details: <u>Pace Analytical</u> <u>Greenbay, WI</u> Laboratory Location
Sample Depth: <u>< 1</u> Feet	Sample Delivery: <u>June 14, 2017</u> <u>16:30</u> DATE TIME
Sample Container Details: <u>6</u> <u>30</u> Volume (liters) Flow Controller (minutes)	Delivery Method (FedEx, courier, etc.): <u>FedEx</u>

METEOROLOGICAL CONDITIONS FOR SAMPLING DAY

Ambient Temperature (°F): <u>64</u> <u>78</u> Low High	Barometric Pressure / Humidity: <u>993.80</u> <u>86</u> mBar %
Average Wind: <u>4</u> <u>Northeast</u> Velocity (mph) Direction	Percipitation (inches): <u>0.0</u> <u>0.0</u> Day of Sampling Pervious 48 Hours

ADDITIONAL DETAILS

Other details for tenant space (e.g. recent construction/renovation, cleaning activities, chemical storage, slab/foundation cracks, HVAC status etc.):

Sample collected near the center of the tenant space.

Problems or inconsistencies encountered during sampling:

* Include a site sketch on separate sheet noting sample locations (with measurements), chemical storage areas, former operations areas, etc.

Sample Number: SV-3

Analysis: VOCs by EPA Method TO-15

SUMMA ID Number: 1495

Requested Turnaround Time: 1 week

Regulator ID Number: 0807

Sample Crew: Joe Becker



SOIL-VAPOR IMPLANT SAMPLE LOG

Project Name: <u>Greentree Centre</u>	Project Number: <u>PECO_2017-67</u>
Soil-Vapor Implant Installation Date: <u>August 9, 2017</u>	Project Address: <u>5131 Douglas Avenue, Unit D</u>
Soil-Vapor Sample Date: <u>August 16, 2017</u>	<u>Racine, Wisconsin</u>

SAMPLING INFORMATION

Soil-Vapor Implant Purge Air: <u>2.6</u> <u>2</u> Stabilized PID Reading (PPM) Volume (liters)	Sample Start Time: <u>August 16, 2017</u> <u>13:23</u> DATE TIME
Leak Test Method: <u>Shut-in Test</u> <u>Water Dam</u> Sample Train Soil-Vapor Implant	Sample End Time: <u>August 16, 2017</u> <u>13:58</u> DATE TIME
Shut-in Test: <u>-23</u> <u>30</u> Max. Vacuum (Inches Hg) Test Duration (seconds)	Canister Vacuum: <u>-30</u> <u>-5</u> Initial (Inches Hg) Final (Inches Hg)
Leak Test Notes: <u>No Loss</u> <u>No Loss</u> Shut-in Test Water Dam	Analysis Details: <u>Pace Analytical</u> <u>Minneapolis, MN</u> Laboratory Location
Sample Depth: <u>< 1</u> Feet	Sample Delivery: <u>August 16, 2017</u> <u>17:00</u> DATE TIME
Sample Container Details: <u>6</u> <u>30</u> Volume (liters) Flow Controller (minutes)	Delivery Method (FedEx, courier, etc.): <u>FedEx</u>

METEOROLOGICAL CONDITIONS FOR SAMPLING DAY

Ambient Temperature (°F): <u>66</u> <u>78</u> Low High	Barometric Pressure / Humidity: <u>1009.82</u> <u>73</u> mBar %
Average Wind: <u>10</u> <u>West-northwest</u> Velocity (mph) Direction	Percipitation (inches): <u>0.00</u> <u>0.36</u> Day of Sampling Pervious 48 Hours

ADDITIONAL DETAILS

Other details for tenant space (e.g. recent construction/renovation, cleaning activities, chemical storage, slab/foundation cracks, HVAC status etc.):

Sample collected near the center of the Payday Loans tenant space to the north of the dry cleaner tenant space.

Problems or inconsistencies encountered during sampling:

* Include a site sketch on separate sheet noting sample locations (with measurements), chemical storage areas, former operations areas, etc.

Sample Number: SV-4

Analysis: VOCs by EPA Method TO-15

SUMMA ID Number: 3018

Requested Turnaround Time: 1 week

Regulator ID Number: FC2825

Sample Crew: Scott Kangas



SOIL-VAPOR IMPLANT SAMPLE LOG

Project Name: <u>Greentree Centre</u>	Project Number: <u>PECO_2017-67</u>
Soil-Vapor Implant Installation Date: <u>August 9, 2017</u>	Project Address: <u>5131 Douglas Avenue, Unit D</u>
Soil-Vapor Sample Date: <u>August 16, 2017</u>	<u>Racine, Wisconsin</u>

SAMPLING INFORMATION

Soil-Vapor Implant Purge Air: <u>1.6</u> <u>2</u> Stabilized PID Reading (PPM) Volume (liters)	Sample Start Time: <u>August 16, 2017</u> <u>13:23</u> DATE TIME
Leak Test Method: <u>Shut-in Test</u> <u>Water Dam</u> Sample Train Soil-Vapor Implant	Sample End Time: <u>August 16, 2017</u> <u>13:58</u> DATE TIME
Shut-in Test: <u>-22</u> <u>30</u> Max. Vacuum (Inches Hg) Test Duration (seconds)	Canister Vacuum: <u>-30</u> <u>-5</u> Initial (Inches Hg) Final (Inches Hg)
Leak Test Notes: <u>No Loss</u> <u>No Loss</u> Shut-in Test Water Dam	Analysis Details: <u>Pace Analytical</u> <u>Minneapolis, MN</u> Laboratory Location
Sample Depth: <u>< 1</u> Feet	Sample Delivery: <u>August 16, 2017</u> <u>17:00</u> DATE TIME
Sample Container Details: <u>6</u> <u>30</u> Volume (liters) Flow Controller (minutes)	Delivery Method (FedEx, courier, etc.): <u>FedEx</u>

METEOROLOGICAL CONDITIONS FOR SAMPLING DAY

Ambient Temperature (°F): <u>66</u> <u>78</u> Low High	Barometric Pressure / Humidity: <u>1009.82</u> <u>73</u> mBar %
Average Wind: <u>10</u> <u>West-northwest</u> Velocity (mph) Direction	Percipitation (inches): <u>0.00</u> <u>0.36</u> Day of Sampling Pervious 48 Hours

ADDITIONAL DETAILS

Other details for tenant space (e.g. recent construction/renovation, cleaning activities, chemical storage, slab/foundation cracks, HVAC status etc.):

Sample collected near the rear of the Payday Loans tenant space to the north of the dry cleaner tenant space.

Problems or inconsistencies encountered during sampling:

* Include a site sketch on separate sheet noting sample locations (with measurements), chemical storage areas, former operations areas, etc.

Sample Number: SV-5

Analysis: VOCs by EPA Method TO-15

SUMMA ID Number: 1603

Requested Turnaround Time: 1 week

Regulator ID Number: FC0722

Sample Crew: Scott Kangas



SOIL-VAPOR IMPLANT SAMPLE LOG

Project Name: <u>Greentree Centre</u>	Project Number: <u>PECO_2017-67</u>
Soil-Vapor Implant Installation Date: <u>August 9, 2017</u>	Project Address: <u>5131 Douglas Avenue, Unit D</u>
Soil-Vapor Sample Date: <u>August 16, 2017</u>	<u>Racine, Wisconsin</u>

SAMPLING INFORMATION

Soil-Vapor Implant Purge Air: <u>1.4</u> <u>2</u> <small>Stabilized PID Reading (PPM) Volume (liters)</small>	Sample Start Time: <u>August 16, 2017</u> <u>12:24</u> <small>DATE TIME</small>
Leak Test Method: <u>Shut-in Test</u> <u>Water Dam</u> <small>Sample Train Soil-Vapor Implant</small>	Sample End Time: <u>August 16, 2017</u> <u>12:57</u> <small>DATE TIME</small>
Shut-in Test: <u>-22</u> <u>30</u> <small>Max. Vacuum (Inches Hg) Test Duration (seconds)</small>	Canister Vacuum: <u>-29</u> <u>-5</u> <small>Initial (Inches Hg) Final (Inches Hg)</small>
Leak Test Notes: <u>No Loss</u> <u>No Loss</u> <small>Shut-in Test Water Dam</small>	Analysis Details: <u>Pace Analytical</u> <u>Minneapolis, MN</u> <small>Laboratory Location</small>
Sample Depth: <u>< 1</u> <small>Feet</small>	Sample Delivery: <u>August 16, 2017</u> <u>17:00</u> <small>DATE TIME</small>
Sample Container Details: <u>6</u> <u>30</u> <small>Volume (liters) Flow Controller (minutes)</small>	Delivery Method (FedEx, courier, etc.): <u>FedEx</u>

METEOROLOGICAL CONDITIONS FOR SAMPLING DAY

Ambient Temperature (°F): <u>66</u> <u>78</u> <small>Low High</small>	Barometric Pressure / Humidity: <u>1009.82</u> <u>73</u> <small>mBar %</small>
Average Wind: <u>10</u> <u>West-northwest</u> <small>Velocity (mph) Direction</small>	Percipitation (inches): <u>0.00</u> <u>0.36</u> <small>Day of Sampling Pervious 48 Hours</small>

ADDITIONAL DETAILS

Other details for tenant space (e.g. recent construction/renovation, cleaning activities, chemical storage, slab/foundation cracks, HVAC status etc.):

Sample collected near the center of the Cost Cutters tenant space to the south of the dry cleaner tenant space.

Problems or inconsistencies encountered during sampling:

* Include a site sketch on separate sheet noting sample locations (with measurements), chemical storage areas, former operations areas, etc.

Sample Number: <u>SV-6</u>	Analysis: <u>VOCs by EPA Method TO-15</u>
SUMMA ID Number: <u>09</u>	Requested Turnaround Time: <u>1 week</u>
Regulator ID Number: <u>FC1228</u>	Sample Crew: <u>Scott Kangas</u>



SOIL-VAPOR IMPLANT SAMPLE LOG

Project Name: <u>Greentree Centre</u>	Project Number: <u>PECO_2017-67</u>
Soil-Vapor Implant Installation Date: <u>August 9, 2017</u>	Project Address: <u>5131 Douglas Avenue, Unit D</u>
Soil-Vapor Sample Date: <u>August 16, 2017</u>	<u>Racine, Wisconsin</u>

SAMPLING INFORMATION

Soil-Vapor Implant Purge Air: <u>4.3</u> <u>2</u> <small>Stabilized PID Reading (PPM) Volume (liters)</small>	Sample Start Time: <u>August 16, 2017</u> <u>12:15</u> <small>DATE TIME</small>
Leak Test Method: <u>Shut-in Test</u> <u>Water Dam</u> <small>Sample Train Soil-Vapor Implant</small>	Sample End Time: <u>August 16, 2017</u> <u>12:52</u> <small>DATE TIME</small>
Shut-in Test: <u>-19</u> <u>30</u> <small>Max. Vacuum (Inches Hg) Test Duration (seconds)</small>	Canister Vacuum: <u>-28</u> <u>-5</u> <small>Initial (Inches Hg) Final (Inches Hg)</small>
Leak Test Notes: <u>No Loss</u> <u>No Loss</u> <small>Shut-in Test Water Dam</small>	Analysis Details: <u>Pace Analytical</u> <u>Minneapolis, MN</u> <small>Laboratory Location</small>
Sample Depth: <u>< 1</u> <small>Feet</small>	Sample Delivery: <u>August 16, 2017</u> <u>17:00</u> <small>DATE TIME</small>
Sample Container Details: <u>6</u> <u>30</u> <small>Volume (liters) Flow Controller (minutes)</small>	Delivery Method (FedEx, courier, etc.): <u>FedEx</u>

METEOROLOGICAL CONDITIONS FOR SAMPLING DAY

Ambient Temperature (°F): <u>66</u> <u>78</u> <small>Low High</small>	Barometric Pressure / Humidity: <u>1009.82</u> <u>73</u> <small>mBar %</small>
Average Wind: <u>10</u> <u>West-northwest</u> <small>Velocity (mph) Direction</small>	Percipitation (inches): <u>0.00</u> <u>0.36</u> <small>Day of Sampling Pervious 48 Hours</small>

ADDITIONAL DETAILS

Other details for tenant space (e.g. recent construction/renovation, cleaning activities, chemical storage, slab/foundation cracks, HVAC status etc.):

Sample collected near the rear of the Cost Cutters tenant space to the south of the dry cleaner tenant space.

Problems or inconsistencies encountered during sampling:

* Include a site sketch on separate sheet noting sample locations (with measurements), chemical storage areas, former operations areas, etc.

Sample Number: SV-7

Analysis: VOCs by EPA Method TO-15

SUMMA ID Number: 074

Requested Turnaround Time: 1 week

Regulator ID Number: FC1247

Sample Crew: Scott Kangas



SOIL-VAPOR IMPLANT SAMPLE LOG

Project Name: <u>Greentree Centre</u>	Project Number: <u>PECO_2017-67</u>
Soil-Vapor Implant Installation Date: <u>August 16, 2017</u>	Project Address: <u>5131 Douglas Avenue, Unit D</u>
Soil-Vapor Sample Date: <u>August 16, 2017</u>	<u>Racine, Wisconsin</u>

SAMPLING INFORMATION

Soil-Vapor Implant Purge Air: <u>0.5</u> <u>2</u> Stabilized PID Reading (PPM) Volume (liters)	Sample Start Time: <u>August 16, 2017</u> <u>14:38</u> DATE TIME
Leak Test Method: <u>Shut-in Test</u> <u>Water Dam</u> Sample Train Soil-Vapor Implant	Sample End Time: <u>August 16, 2017</u> <u>15:11</u> DATE TIME
Shut-in Test: <u>-22</u> <u>30</u> Max. Vacuum (inches Hg) Test Duration (seconds)	Canister Vacuum: <u>-30</u> <u>-5</u> Initial (Inches Hg) Final (Inches Hg)
Leak Test Notes: <u>No Loss</u> <u>No Loss</u> Shut-in Test Water Dam	Analysis Details: <u>Pace Analytical</u> <u>Minneapolis, MN</u> Laboratory Location
Sample Depth: <u>< 1</u> Feet	Sample Delivery: <u>August 16, 2017</u> <u>17:00</u> DATE TIME
Sample Container Details: <u>6</u> <u>30</u> Volume (liters) Flow Controller (minutes)	Delivery Method (FedEx, courier, etc.): <u>FedEx</u>

METEOROLOGICAL CONDITIONS FOR SAMPLING DAY

Ambient Temperature (°F): <u>66</u> <u>78</u> Low High	Barometric Pressure / Humidity: <u>1009.82</u> <u>73</u> mBar %
Average Wind: <u>10</u> <u>West-northwest</u> Velocity (mph) Direction	Percipitation (inches): <u>0.00</u> <u>0.36</u> Day of Sampling Pervious 48 Hours

ADDITIONAL DETAILS

Other details for tenant space (e.g. recent construction/renovation, cleaning activities, chemical storage, slab/foundation cracks, HVAC status etc.):

Sample collected near the front of the dry cleaner tenant space.

Problems or inconsistencies encountered during sampling:

* Include a site sketch on separate sheet noting sample locations (with measurements), chemical storage areas, former operations areas, etc.

Sample Number: SV-8

Analysis: VOCs by EPA Method TO-15

SUMMA ID Number: 1038

Requested Turnaround Time: 1 week

Regulator ID Number: 563

Sample Crew: Scott Kangas



SOIL-VAPOR IMPLANT SAMPLE LOG

Project Name: <u>Greentree Centre</u>	Project Number: <u>PECO_2017-67</u>
Soil-Vapor Implant Installation Date: <u>September 13, 2017</u>	Project Address: <u>5131 Douglas Avenue, Unit D</u>
Soil-Vapor Sample Date: <u>September 13, 2017</u>	<u>Racine, Wisconsin</u>

SAMPLING INFORMATION

Soil-Vapor Implant Purge Air: <u>10.5</u> <u>2</u> <small>Stabilized PID Reading (PPM) Volume (liters)</small>	Sample Start Time: <u>September 13, 2017</u> <u>10:56</u> <small>DATE TIME</small>
Leak Test Method: <u>Shut-in Test</u> <u>Water Dam</u> <small>Sample Train Soil-Vapor Implant</small>	Sample End Time: <u>September 13, 2017</u> <u>11:27</u> <small>DATE TIME</small>
Shut-in Test: <u>-18</u> <u>30</u> <small>Max. Vacuum (Inches Hg) Test Duration (seconds)</small>	Canister Vacuum: <u>-29 1/2</u> <u>-8</u> <small>Initial (Inches Hg) Final (Inches Hg)</small>
Leak Test Notes: <u>No Loss</u> <u>No Loss</u> <small>Shut-in Test Water Dam</small>	Analysis Details: <u>Pace Analytical</u> <u>Minneapolis, MN</u> <small>Laboratory Location</small>
Sample Depth: <u>< 1</u> <small>Feet</small>	Sample Delivery: <u>September 13, 2017</u> <u>16:00</u> <small>DATE TIME</small>
Sample Container Details: <u>6</u> <u>30</u> <small>Volume (liters) Flow Controller (minutes)</small>	Delivery Method (FedEx, courier, etc.): <u>FedEx</u>

METEOROLOGICAL CONDITIONS FOR SAMPLING DAY

Ambient Temperature (°F): <u>56</u> <u>75</u> <small>Low High</small>	Barometric Pressure / Humidity: <u>987.36</u> <u>83</u> <small>mBar %</small>
Average Wind: <u>6</u> <u>Northeast</u> <small>Velocity (mph) Direction</small>	Percipitation (inches): <u>0.00</u> <u>0.00</u> <small>Day of Sampling Pervious 48 Hours</small>

ADDITIONAL DETAILS

Other details for tenant space (e.g. recent construction/renovation, cleaning activities, chemical storage, slab/foundation cracks, HVAC status etc.):

Sample collected near the front of the Payday Loans tenant space.

Problems or inconsistencies encountered during sampling:

* Include a site sketch on separate sheet noting sample locations (with measurements), chemical storage areas, former operations areas, etc.

Sample Number: SV-9

Analysis: VOCs by EPA Method TO-15

SUMMA ID Number: 2191

Requested Turnaround Time: 1 week

Regulator ID Number: FC2833

Sample Crew: Scott Kangas



SOIL-VAPOR IMPLANT SAMPLE LOG

Project Name: <u>Greentree Centre</u>	Project Number: <u>PECO_2017-67</u>
Soil-Vapor Implant Installation Date: <u>September 13, 2017</u>	Project Address: <u>5131 Douglas Avenue, Unit D</u>
Soil-Vapor Sample Date: <u>September 13, 2017</u>	<u>Racine, Wisconsin</u>

SAMPLING INFORMATION

Soil-Vapor Implant Purge Air: <u>2.1</u> <u>2</u> <small>Stabilized PID Reading (PPM) Volume (liters)</small>	Sample Start Time: <u>September 13, 2017</u> <u>11:21</u> <small>DATE TIME</small>
Leak Test Method: <u>Shut-in Test</u> <u>Water Dam</u> <small>Sample Train Soil-Vapor Implant</small>	Sample End Time: <u>September 13, 2017</u> <u>11:51</u> <small>DATE TIME</small>
Shut-in Test: <u>-18</u> <u>30</u> <small>Max. Vacuum (Inches Hg) Test Duration (seconds)</small>	Canister Vacuum: <u>-29</u> <u>-7</u> <small>Initial (Inches Hg) Final (Inches Hg)</small>
Leak Test Notes: <u>No Loss</u> <u>No Loss</u> <small>Shut-in Test Water Dam</small>	Analysis Details: <u>Pace Analytical</u> <u>Minneapolis, MN</u> <small>Laboratory Location</small>
Sample Depth: <u>< 1</u> <small>Feet</small>	Sample Delivery: <u>September 13, 2017</u> <u>16:00</u> <small>DATE TIME</small>
Sample Container Details: <u>6</u> <u>30</u> <small>Volume (liters) Flow Controller (minutes)</small>	Delivery Method (FedEx, courier, etc.): <u>FedEx</u>

METEOROLOGICAL CONDITIONS FOR SAMPLING DAY

Ambient Temperature (°F): <u>56</u> <u>75</u> <small>Low High</small>	Barometric Pressure / Humidity: <u>987.36</u> <u>83</u> <small>mBar %</small>
Average Wind: <u>6</u> <u>Northeast</u> <small>Velocity (mph) Direction</small>	Percipitation (inches): <u>0.00</u> <u>0.00</u> <small>Day of Sampling Pervious 48 Hours</small>

ADDITIONAL DETAILS

Other details for tenant space (e.g. recent construction/renovation, cleaning activities, chemical storage, slab/foundation cracks, HVAC status etc.):

Sample collected near the front of the Cost Cutters tenant space.

Problems or inconsistencies encountered during sampling:

* Include a site sketch on separate sheet noting sample locations (with measurements), chemical storage areas, former operations areas, etc.

Sample Number: SV-10

Analysis: VOCs by EPA Method TO-15

SUMMA ID Number: 2164

Requested Turnaround Time: 1 week

Regulator ID Number: FC0902

Sample Crew: Scott Kangas



SOIL-VAPOR IMPLANT SAMPLE LOG

Project Name: <u>Greentree Centre</u>	Project Number: <u>PECO_2017-67</u>
Soil-Vapor Implant Installation Date: <u>September 13, 2017</u>	Project Address: <u>5131 Douglas Avenue, Unit D</u>
Soil-Vapor Sample Date: <u>September 13, 2017</u>	<u>Racine, Wisconsin</u>

SAMPLING INFORMATION

Soil-Vapor Implant Purge Air: <u>4.7</u> <u>2</u> Stabilized PID Reading (PPM) Volume (liters)	Sample Start Time: <u>September 13, 2017</u> <u>11:53</u> DATE TIME
Leak Test Method: <u>Shut-in Test</u> <u>Water Dam</u> Sample Train Soil-Vapor Implant	Sample End Time: <u>September 13, 2017</u> <u>12:23</u> DATE TIME
Shut-in Test: <u>-16</u> <u>30</u> Max. Vacuum (Inches Hg) Test Duration (seconds)	Canister Vacuum: <u>-29 1/2</u> <u>-8</u> Initial (Inches Hg) Final (Inches Hg)
Leak Test Notes: <u>No Loss</u> <u>No Loss</u> Shut-in Test Water Dam	Analysis Details: <u>Pace Analytical</u> <u>Minneapolis, MN</u> Laboratory Location
Sample Depth: <u>< 1</u> Feet	Sample Delivery: <u>September 13, 2017</u> <u>16:00</u> DATE TIME
Sample Container Details: <u>6</u> <u>30</u> Volume (liters) Flow Controller (minutes)	Delivery Method (FedEx, courier, etc.): <u>FedEx</u>

METEOROLOGICAL CONDITIONS FOR SAMPLING DAY

Ambient Temperature (°F): <u>56</u> <u>75</u> Low High	Barometric Pressure / Humidity: <u>987.36</u> <u>83</u> mBar %
Average Wind: <u>6</u> <u>Northeast</u> Velocity (mph) Direction	Percipitation (inches): <u>0.00</u> <u>0.00</u> Day of Sampling Pervious 48 Hours

ADDITIONAL DETAILS

Other details for tenant space (e.g. recent construction/renovation, cleaning activities, chemical storage, slab/foundation cracks, HVAC status etc.):

Sample collected near the rear of the Kings Wok tenant space.

Problems or inconsistencies encountered during sampling:

* Include a site sketch on separate sheet noting sample locations (with measurements), chemical storage areas, former operations areas, etc.

Sample Number: SV-11

Analysis: VOCs by EPA Method TO-15

SUMMA ID Number: 2022

Requested Turnaround Time: 1 week

Regulator ID Number: FC1160

Sample Crew: Scott Kangas



Well I.D.:	MW-1	Job Number:	PECO_2017-67
Client:	Phillips Edison & Company	Date:	Wednesday, August 16, 2017
Project:	Greentree Centre	Sampler:	Joe Becker
Weather:	80°, Sunny	Time In/Out:	11:10 / 12:00

WELL DATA

Well Depth (f):	19.5	Well Diameter (in):	2	Water Height (ft):	7.30
Depth to Water (ft):	12.20	Screened Interval (ft bgs):	9-1/2 to 19-1/2	x Multiplier	0.163
Water Column Length (ft):	7.30	Depth to Free Product:	Not Encountered	x Casing Volumes	3
Purge Volume (L):	15 1/2	Free Product Thickness:	N/A	=Purge Volumes (L)	14
Water Height Multipliers (gal)	1-inch = 0.041	2-inch = 0.162	4-inch = 0.653	1 gallon = 3.785 liters	

PURGING DATA

Purge Method:		Peristaltic Pump			Pump Intake Depth (ft):		19			Comments:		
Sampling Method:		Peristaltic Pump			Tubing Type:		Low Density Polyethylene					
Time	Volume Purged (liters)	Cumulative Volume Purged (liters)	DTW (btc)	Purge Rate (L/min)	pH	Temp (°C)	Cond (mS/cm)	DO (ppm)	ORP (mV)	Turbidity (NTU's)	Clarity/Color Other Remarks	
					+/-0.2	+/-0.5°C	+/-5%	+/-0.5	+/-20mV	+/-10%	<--Stabilization Criterial	
11:25	1/2	1/2	12.38	1/2	7.25	22.51	2.7	0.19	54.1	--	Almost Clear	
11:28	1 1/2	2	12.69	1/2	7.04	19.48	2.9	.63	-168.3	--	Clear	
11:30	1 1/2	3 1/2	12.88	1/2	7.02	19.35	2.9	0.85	-171.9	--	Clear	
11:33	1 1/2	5	13.10	1/2	6.97	18.89	2.6	0.49	-160.0	--	Cloudy - Brown	
11:36	1 1/2	6 1/2	13.32	1/2	6.98	18.58	2.9	1.29	-139.1	--	Almost Clear	
11:39	1 1/2	8	13.50	1/2	6.96	18.60	2.9	1.46	-122.5	--	Clear	
11:42	1 1/2	9 1/2	13.70	1/2	6.94	18.63	2.9	1.24	-117.8	--	Clear	
11:45	1 1/2	11	13.82	1/2	6.93	18.65	2.9	1.20	-115.9	--	Clear	
11:48	1 1/2	12 1/2	13.90	1/2	6.92	18.63	2.9	1.13	-114.5	--	Clear	
11:51	1 1/2	14	14.02	1/2	6.91	18.67	2.9	1.12	-113.4	--	Clear	
11:54	1 1/2	15 1/2	14.12	1/2	6.91	18.62	2.9	1.01	-114.0	--	Clear	

Clarity: VC = very cloudy, CL = cloudy, SC = slightly cloudy, AC = almost clear, C = clear

SAMPLING DATA

Sample ID:	MW-1	Sampling Flow Rate:	250 mL/min	Analytical Laboratory:	Pace Analytical	
Sample Time:	11:55	Final Depth to Water:	14.12	Did Well Dewater?	No	
# Containers/Type	Perservative	Analysis/ Method	Field Filtered	Filter Size	MS/MSD	Duplicate ID
3 / 40 mL Glass	HCl	VOCs	No	Not Applicable		Duplicate

COMMENTS



Well I.D.:	MW-2	Job Number:	PECO_2017-67
Client:	Phillips Edison & Company	Date:	Wednesday, August 16, 2017
Project:	Greentree Centre	Sampler:	Joe Becker
Weather:	80°, Sunny	Time In/Out:	10:30 / 11:00

WELL DATA

Well Depth (f):	19.5	Well Diameter (in):	2	Water Height (ft):	7.73
Depth to Water (ft):	11.77	Screened Interval (ft bgs):	9-1/2 to 19-1/2	x Multiplier	0.163
Water Column Length (ft):	7.73	Depth to Free Product:	Not Encountered	x Casing Volumes	3
Purge Volume (L):	13 1/2	Free Product Thickness:	N/A	=Purge Volumes (L)	14
Water Height Multipliers (gal)	1-inch = 0.041	2-inch = 0.162	4-inch = 0.653	1 gallon = 3.785 liters	

PURGING DATA

Purge Method:		Peristaltic Pump			Pump Intake Depth (ft):		19			Comments:		
Sampling Method:		Peristaltic Pump			Tubing Type:		Low Density Polyethylene					
Time	Volume Purged (liters)	Cumulative Volume Purged (liters)	DTW (btc)	Purge Rate (L/min)	pH	Temp (°C)	Cond (mS/cm)	DO (ppm)	ORP (mV)	Turbidity (NTU's)	Clarity/Color Other Remarks	
					+/-0.2	+/-0.5°C	+/-5%	+/-0.5	+/-20mV	+/-10%	<--Stabilization Criterial	
10:28	1/2	1/2	12.05	1/2	7.19	24.39	3.7	2.54	547.3	--	Almost Clear	
10:30	1	1 1/2	12.25	1/2	6.98	20.91	3.9	2.74	536.6	--	Almost Clear	
10:33	1 1/2	3	12.64	1/2	6.84	19.09	4.1	2.80	525.4	--	Clear	
10:36	1 1/2	4 1/2	13.10	1/2	6.81	19.15	4.2	3.00	513.5	--	Clear	
10:39	1 1/2	6	13.44	1/2	6.79	19.20	4.2	3.28	502.8	--	Clear	
10:42	1 1/2	7 1/2	13.73	1/2	6.79	19.16	4.2	3.39	527.7	--	Clear	
10:44	1	8 1/2	14.07	1/2	6.78	19.11	4.2	3.37	508.0	--	Clear	
10:46	1	9 1/2	14.32	1/2	6.78	19.06	4.2	3.38	504.1	--	Clear	
10:48	1	10 1/2	14.53	1/2	6.78	18.97	4.2	3.43	503.4	--	Clear	
10:50	1	11 1/2	14.84	1/2	6.78	18.94	4.2	3.41	507.2	--	Clear	
10:52	1	12 1/2	15.00	1/2	6.78	18.85	4.2	3.44	499.9	--	Clear	
10:54	1	13 1/2	15.17	1/2	6.79	18.85	4.20	3.48	487.4	--	Clear	

Clarity: VC = very cloudy, CL = cloudy, SC = slightly cloudy, AC = almost clear, C = clear

SAMPLING DATA

Sample ID:	MW-2	Sampling Flow Rate:	250 mL/min	Analytical Laboratory:	Pace Analytical	
Sample Time:	10:55	Final Depth to Water:	15.17	Did Well Dewater?	No	
# Containers/Type	Perservative	Analysis/ Method	Field Filtered	Filter Size	MS/MSD	Duplicate ID
3 / 40 mL Glass	HCl	VOCs	No	Not Applicable		

COMMENTS



Well I.D.:	MW-3	Job Number:	PECO_2017-67
Client:	Phillips Edison & Company	Date:	Wednesday, August 16, 2017
Project:	Greentree Centre	Sampler:	Joe Becker
Weather:	80°, Sunny	Time In/Out:	12:10 / 13:00

WELL DATA

Well Depth (f):	19.5	Well Diameter (in):	2	Water Height (ft):	7.89
Depth to Water (ft):	11.61	Screened Interval (ft bgs):	9-1/2 to 19-1/2	x Multiplier	0.163
Water Column Length (ft):	7.89	Depth to Free Product:	Not Encountered	x Casing Volumes	3
Purge Volume (L):	14 1/2	Free Product Thickness:	N/A	=Purge Volumes (L)	15
Water Height Multipliers (gal)	1-inch = 0.041	2-inch = 0.162	4-inch = 0.653	1 gallon = 3.785 liters	

PURGING DATA

Purge Method:	Peristaltic Pump			Pump Intake Depth (ft):	19		Comments:				
Sampling Method:	Peristaltic Pump			Tubing Type:	Low Density Polyethylene						
Time	Volume Purged (liters)	Cumulative Volume Purged (liters)	DTW (btc)	Purge Rate (L/min)	pH	Temp (°C)	Cond (mS/cm)	DO (ppm)	ORP (mV)	Turbidity (NTU's)	Clarity/Color Other Remarks
					+/-0.2	+/-0.5°C	+/-5%	+/-0.5	+/-20mV	+/-10%	<--Stabilization Criterial
12:15	1	1	11.95	1/2	7.26	20.38	4.4	0.56	68.9	--	Clear
12:18	1 1/2	2 1/2	12.36	1/2	7.37	17.75	4.7	0.70	69.9	--	Clear
12:21	1 1/2	4	12.59	1/2	7.37	17.63	4.6	0.67	80.0	--	Clear
12:24	1 1/2	5 1/2	12.70	1/2	7.37	17.56	4.5	0.59	81.9	--	Clear
12:27	1 1/2	7	12.85	1/2	7.34	17.56	4.5	0.57	76.9	--	Clear
12:30	1 1/2	8 1/2	12.99	1/2	7.33	17.51	4.4	0.51	66.5	--	Clear
12:33	1 1/2	10	13.09	1/2	7.31	17.42	4.4	0.45	56.4	--	Clear
12:36	1 1/2	11 1/2	13.22	1/2	7.29	17.34	4.4	0.39	43.7	--	Clear
12:39	1 1/2	13	13.29	1/2	7.28	17.33	4.4	0.38	33.0	--	Clear
12:42	1 1/2	14 1/2	13.35	1/2	7.28	17.29	4.4	0.38	37.8	--	Clear

Clarity: VC = very cloudy, CL = cloudy, SC = slightly cloudy, AC = almost clear, C = clear

SAMPLING DATA

Sample ID:	MW-3	Sampling Flow Rate:	250 mL/min	Analytical Laboratory:	Pace Analytical	
Sample Time:	12:45	Final Depth to Water:	13.35	Did Well Dewater?	No	
# Containers/Type	Perservative	Analysis/ Method	Field Filtered	Filter Size	MS/MSD	Duplicate ID
3 / 40 mL Glass	HCl	VOCs	No	Not Applicable		

COMMENTS



Well I.D.:	MW-4	Job Number:	PECO_2017-67
Client:	Phillips Edison & Company	Date:	Wednesday, August 16, 2017
Project:	Greentree Centre	Sampler:	Joe Becker
Weather:	80°, Sunny	Time In/Out:	14:45 / 15:25

WELL DATA

Well Depth (f):	19.5	Well Diameter (in):	2	Water Height (ft):	8.12
Depth to Water (ft):	11.38	Screened Interval (ft bgs):	9-1/2 to 19-1/2	x Multiplier	0.163
Water Column Length (ft):	8.12	Depth to Free Product:	Not Encountered	x Casing Volumes	3
Purge Volume (L):	14 1/2	Free Product Thickness:	N/A	=Purge Volumes (L)	15
Water Height Multipliers (gal)	1-inch = 0.041	2-inch = 0.162	4-inch = 0.653	1 gallon = 3.785 liters	

PURGING DATA

Purge Method:		Peristaltic Pump			Pump Intake Depth (ft):		19			Comments:	
Sampling Method:		Peristaltic Pump			Tubing Type:		Low Density Polyethylene				
Time	Volume Purged (liters)	Cumulative Volume Purged (liters)	DTW (btc)	Purge Rate (L/min)	pH	Temp (°C)	Cond (mS/cm)	DO (ppm)	ORP (mV)	Turbidity (NTU's)	Clarity/Color Other Remarks
					+/-0.2	+/-0.5°C	+/-5%	+/-0.5	+/-20mV	+/-10%	<--Stabilization Criterial
14:50	1	1	12.17	1/2	7.71	19.05	2.7	2.10	157.7	--	Clear
14:53	1 1/2	2 1/2	12.40	1/2	7.67	18.30	2.7	2.47	156.2	--	Clear
14:56	1 1/2	4	13.15	1/2	7.62	18.45	2.8	2.86	164.4	--	Clear
14:59	1 1/2	5 1/2	13.85	1/2	7.57	18.49	2.9	3.84	185.7	--	Clear
15:02	1 1/2	7	14.44	1/2	7.52	18.27	3.0	4.17	194.5	--	Clear
15:05	1 1/2	8 1/2	14.56	1/2	7.50	17.96	3.1	4.16	174.9	--	Clear
15:08	1 1/2	10	15.11	1/2	7.49	17.80	3.1	4.11	170.5	--	Clear
15:11	1 1/2	11 1/2	15.37	1/2	7.49	17.78	3.1	4.06	164.6	--	Clear
15:14	1 1/2	13	15.62	1/2	7.49	17.86	3.2	4.00	161.6	--	Clear
15:17	1 1/2	14 1/2	15.88	1/2	7.49	17.87	3.2	3.81	163.6	--	Clear

Clarity: VC = very cloudy, CL = cloudy, SC = slightly cloudy, AC = almost clear, C = clear

SAMPLING DATA

Sample ID:	MW-4	Sampling Flow Rate:	250 mL/min	Analytical Laboratory:	Pace Analytical	
Sample Time:	15:20	Final Depth to Water:	0.69	Did Well Dewater?	No	
# Containers/Type	Perservative	Analysis/ Method	Field Filtered	Filter Size	MS/MSD	Duplicate ID
3 / 40 mL Glass	HCl	VOCs	No	Not Applicable		

COMMENTS



Well I.D.:	MW-5	Job Number:	PECO_2017-67
Client:	Phillips Edison & Company	Date:	Wednesday, August 16, 2017
Project:	Greentree Centre	Sampler:	Joe Becker
Weather:	80°, Sunny	Time In/Out:	15:25 / 16:05

WELL DATA

Well Depth (f):	19.5	Well Diameter (in):	2	Water Height (ft):	8.00
Depth to Water (ft):	11.50	Screened Interval (ft bgs):	9-1/2 to 19-1/2	x Multiplier	0.163
Water Column Length (ft):	8.00	Depth to Free Product:	Not Encountered	x Casing Volumes	3
Purge Volume (L):	14 1/2	Free Product Thickness:	N/A	=Purge Volumes (L)	15
Water Height Multipliers (gal)	1-inch = 0.041	2-inch = 0.162	4-inch = 0.653	1 gallon = 3.785 liters	

PURGING DATA

Purge Method:	Peristaltic Pump			Pump Intake Depth (ft):	19	Comments:					
Sampling Method:	Peristaltic Pump			Tubing Type:	Low Density Polyethylene						
Time	Volume Purged (liters)	Cumulative Volume Purged (liters)	DTW (btc)	Purge Rate (L/min)	pH	Temp (°C)	Cond (mS/cm)	DO (ppm)	ORP (mV)	Turbidity (NTU's)	Clarity/Color Other Remarks
					+/-0.2	+/-0.5°C	+/-5%	+/-0.5	+/-20mV	+/-10%	<--Stabilization Criterial
15:34	1	1	11.95	1/2	7.81	19.48	1.3	0.16	116.7	--	Clear
15:37	1 1/2	2 1/2	12.30	1/2	7.87	17.75	1.1	0.11	-18.0	--	Clear
15:40	1 1/2	4	12.57	1/2	7.85	17.98	0.9	0.23	-53.5	--	Clear
15:43	1 1/2	5 1/2	13.06	1/2	7.72	18.23	1.1	0.57	-42.4	--	Clear
15:46	1 1/2	7	13.51	1/2	7.67	18.09	1.2	0.66	-44.9	--	Clear
15:49	1 1/2	8 1/2	13.88	1/2	7.68	17.91	1.1	0.67	-51.7	--	Clear
15:52	1 1/2	10	14.36	1/2	7.74	17.64	1.1	0.56	-64.2	--	Clear
15:55	1 1/2	11 1/2	14.45	1/2	7.73	17.60	1.1	0.55	-59.3	--	Clear
15:58	1 1/2	13	14.54	1/2	7.74	17.51	1.1	0.48	-49.3	--	Clear
16:01	1 1/2	14 1/2	14.63	1/2	7.75	17.45	1.0	0.51	-52.7	--	Clear

Clarity: VC = very cloudy, CL = cloudy, SC = slightly cloudy, AC = almost clear, C = clear

SAMPLING DATA

Sample ID:	MW-5	Sampling Flow Rate:	250 mL/min	Analytical Laboratory:	Pace Analytical	
Sample Time:	16:05	Final Depth to Water:	14.63	Did Well Dewater?	No	
# Containers/Type	Perservative	Analysis/ Method	Field Filtered	Filter Size	MS/MSD	Duplicate ID
3 / 40 mL Glass	HCl	VOCs	No	Not Applicable		

COMMENTS



Well I.D.:	MW-6	Job Number:	PECO_2017-67
Client:	Phillips Edison & Company	Date:	Wednesday, August 16, 2017
Project:	Greentree Centre	Sampler:	Joe Becker
Weather:	85°, Sunny	Time In/Out:	13:40 / 14:30

WELL DATA

Well Depth (f):	20	Well Diameter (in):	2	Water Height (ft):	8.59
Depth to Water (ft):	11.41	Screened Interval (ft bgs):	10 to 20	x Multiplier	0.163
Water Column Length (ft):	8.59	Depth to Free Product:	Not Encountered	x Casing Volumes	3
Purge Volume (L):	14 1/2	Free Product Thickness:	N/A	=Purge Volumes (L)	16
Water Height Multipliers (gal)	1-inch = 0.041	2-inch = 0.162	4-inch = 0.653	1 gallon = 3.785 liters	

PURGING DATA

Purge Method:	Peristaltic Pump			Pump Intake Depth (ft):	19-1/2		Comments:				
Sampling Method:	Peristaltic Pump			Tubing Type:	Low Density Polyethylene						
Time	Volume Purged (liters)	Cumulative Volume Purged (liters)	DTW (btc)	Purge Rate (L/min)	pH	Temp (°C)	Cond (mS/cm)	DO (ppm)	ORP (mV)	Turbidity (NTU's)	Clarity/Color Other Remarks
					+/-0.2	+/-0.5°C	+/-5%	+/-0.5	+/-20mV	+/-10%	<--Stabilization Criterial
13:16	1	1	11.82	1/2	7.62	21.16	1.9	0.95	82.1	--	Clear
13:49	1 1/2	2 1/2	12.35	1/2	7.62	18.18	1.9	1.41	67.8	--	Clear
13:52	1 1/2	4	12.82	1/2	7.53	18.31	2.1	2.04	84.1	--	Clear
13:55	1 1/2	5 1/2	13.35	1/2	7.47	18.34	2.4	2.50	89.0	--	Clear
13:58	1 1/2	7	13.78	1/2	7.42	18.52	2.7	3.25	98.6	--	Clear
14:01	1 1/2	8 1/2	14.27	1/2	7.39	18.40	2.8	3.42	94.5	--	Clear
14:04	1 1/2	10	14.58	1/2	7.39	18.32	2.9	3.28	122.1	--	Clear
14:07	1 1/2	11 1/2	14.87	1/2	7.39	18.19	3.0	3.18	143.3	--	Clear
14:10	1 1/2	13	14.98	1/2	7.38	18.89	3.0	2.73	138.7	--	Clear
14:13	1 1/2	14 1/2	15.12	1/2	7.38	18.83	3.0	2.60	137.1	--	Clear

Clarity: VC = very cloudy, CL = cloudy, SC = slightly cloudy, AC = almost clear, C = clear

SAMPLING DATA

Sample ID:	MW-6	Sampling Flow Rate:	250 mL/min	Analytical Laboratory:	Pace Analytical	
Sample Time:	14:15	Final Depth to Water:	15.12	Did Well Dewater?	No	
# Containers/Type	Perservative	Analysis/ Method	Field Filtered	Filter Size	MS/MSD	Duplicate ID
3 / 40 mL Glass	HCl	VOCs	No	Not Applicable		

COMMENTS



Well I.D.:	MW-7	Job Number:	PECO_2017-67
Client:	Phillips Edison & Company	Date:	Wednesday, August 16, 2017
Project:	Greentree Centre	Sampler:	Joe Becker
Weather:	80°, Sunny	Time In/Out:	16:15 / 17:00

WELL DATA

Well Depth (f):	19.5	Well Diameter (in):	2	Water Height (ft):	10.29
Depth to Water (ft):	9.21	Screened Interval (ft bgs):	9-1/2 to 19-1/2	x Multiplier	0.163
Water Column Length (ft):	10.29	Depth to Free Product:	Not Encountered	x Casing Volumes	3
Purge Volume (L):	16 1/2	Free Product Thickness:	N/A	=Purge Volumes (L)	19
Water Height Multipliers (gal)	1-inch = 0.041	2-inch = 0.162	4-inch = 0.653	1 gallon = 3.785 liters	

PURGING DATA

Purge Method:	Peristaltic Pump			Pump Intake Depth (ft):	19		Comments:				
Sampling Method:	Peristaltic Pump			Tubing Type:	Low Density Polyethylene						
Time	Volume Purged (liters)	Cumulative Volume Purged (liters)	DTW (btc)	Purge Rate (L/min)	pH	Temp (°C)	Cond (mS/cm)	DO (ppm)	ORP (mV)	Turbidity (NTU's)	Clarity/Color Other Remarks
					+/-0.2	+/-0.5°C	+/-5%	+/-0.5	+/-20mV	+/-10%	<--Stabilization Criterial
16:19	1 1/2	1 1/2	9.95	1/2	7.03	18.09	8.8	2.59	212.4	--	Clear
16:22	1 1/2	3	10.35	1/2	6.96	18.09	8.9	2.69	208.9	--	Clear
16:25	1 1/2	4 1/2	10.99	1/2	6.90	18.31	8.9	2.79	211.0	--	Clear
16:28	1 1/2	6	11.45	1/2	6.88	18.41	9.0	2.88	203.7	--	Clear
16:31	1 1/2	7 1/2	11.90	1/2	6.88	18.41	9.0	2.78	182.0	--	Clear
16:34	1 1/2	9	12.40	1/2	6.87	18.36	9.0	2.75	165.8	--	Clear
16:37	1 1/2	10 1/2	12.87	1/2	6.86	18.31	9.1	2.70	146.0	--	Clear
16:40	1 1/2	12	13.32	1/2	6.86	18.22	9.1	2.53	134.4	--	Clear
16:43	1 1/2	13 1/2	13.80	1/2	6.85	18.23	9.1	2.38	125.2	--	Clear
16:46	1 1/2	15	14.19	1/2	6.86	18.14	9.1	2.36	119.6	--	Clear
16:49	1 1/2	16 1/2	14.49	1/2	6.86	18.12	9.0	2.35	117.8	--	Clear

Clarity: VC = very cloudy, CL = cloudy, SC = slightly cloudy, AC = almost clear, C = clear

SAMPLING DATA

Sample ID:	MW-7	Sampling Flow Rate:	250 mL/min	Analytical Laboratory:	Pace Analytical	
Sample Time:	16:55	Final Depth to Water:	14.49	Did Well Dewater?	No	
# Containers/Type	Perservative	Analysis/ Method	Field Filtered	Filter Size	MS/MSD	Duplicate ID
3 / 40 mL Glass	HCl	VOCs	No	Not Applicable		

COMMENTS



Well I.D.:	MW-8	Job Number:	PECO_2017-67
Client:	Phillips Edison & Company	Date:	Friday, September 15, 2017
Project:	Greentree Centre	Sampler:	Joe Becker
Weather:	75°, Sunny	Time In/Out:	10:20 / 10:50

WELL DATA

Well Depth (f):	20	Well Diameter (in):	2	Water Height (ft):	6.89
Depth to Water (ft):	13.11	Screened Interval (ft bgs):	10 to 20	x Multiplier	0.163
Water Column Length (ft):	6.89	Depth to Free Product:	Not Encountered	x Casing Volumes	3
Purge Volume (L):	12	Free Product Thickness:	N/A	=Purge Volumes (L)	13
Water Height Multipliers (gal)	1-inch = 0.041	2-inch = 0.162	4-inch = 0.653	1 gallon = 3.785 liters	

PURGING DATA

Purge Method:	Peristaltic Pump			Pump Intake Depth (ft):	19 1/2		Comments:				
Sampling Method:	Peristaltic Pump			Tubing Type:	Low Density Polyethylene						
Time	Volume Purged (liters)	Cumulative Volume Purged (liters)	DTW (btc)	Purge Rate (L/min)	pH	Temp (°C)	Cond (mS/cm)	DO (ppm)	ORP (mV)	Turbidity (NTU's)	Clarity/Color Other Remarks
					+/-0.2	+/-0.5°C	+/-5%	+/-0.5	+/-20mV	+/-10%	<--Stabilization Criterial
10:23	1	1	13.36	1/2	7.25	18.16	2.3	1.65	169.5	--	Clear
10:25	1	2	13.62	1/2	7.36	17.34	2.3	1.93	152.9	--	Clear
10:27	1	3	13.85	1/2	7.41	17.15	2.3	1.98	130.4	--	Clear
10:29	1	4	14.08	1/2	7.43	17.28	2.3	2.54	117.9	--	Clear
10:31	1	5	14.25	1/2	7.42	17.40	2.3	3.47	109.8	--	Clear
10:33	1	6	14.49	1/2	7.40	17.38	2.3	4.74	106.5	--	Clear
10:35	1	7	14.65	1/2	7.38	17.36	2.3	5.00	105.1	--	Clear
10:37	1	8	14.79	1/2	7.36	17.28	2.3	4.96	110.6	--	Clear
10:39	1	9	14.95	1/2	7.36	17.23	2.3	4.93	105.7	--	Clear
10:41	1	10	15.14	1/2	7.36	17.15	2.3	4.84	102.8	--	Clear
10:43	1	11	15.27	1/2	7.38	17.06	2.4	4.61	99.4	--	Clear
10:45	1	12	15.32	1/2	7.39	17.05	2.40	4.22	99.5	--	

Clarity: VC = very cloudy, CL = cloudy, SC = slightly cloudy, AC = almost clear, C = clear

SAMPLING DATA

Sample ID:	MW-8	Sampling Flow Rate:	250 mL/min	Analytical Laboratory:	Pace Analytical	
Sample Time:	10:45	Final Depth to Water:	15.32	Did Well Dewater?	No	
# Containers/Type	Perservative	Analysis/ Method	Field Filtered	Filter Size	MS/MSD	Duplicate ID
3 / 40 mL Glass	HCl	VOCs	No	Not Applicable		

COMMENTS

Appendix C

Boring Logs, Well Construction Diagrams & Wisconsin DNR Well and Borehole Forms



SOIL BORING LOG / TEMPORARY MONITORING WELL CONSTRUCTION DIAGRAM

Apex Companies, LLC
1701 East Woodfield Road
Suite 333
Schaumburg, IL 60173
(847) 956-8589

PROJECT NAME: Greentree Centre PROJECT NUMBER: PECO_2016-78B PROJECT LOCATION: 5055 & 5111-5141 Douglas Av Racine, Wisconsin	SOIL BORING NUMBER: TW-1 LOGGED BY: Joe Becker DATE: June 13, 2017
DRILLING CONTRACTOR: Environmental Soil Probing DRILLER: Marcus RIG TYPE: Truck-mounted Geoprobe SAMPLING METHOD: Dual-core	TOTAL BORING DEPTH: 12 Feet BOREHOLE DIAMETER: 2 Inches - Rod WELL DEPTH: 12 Feet WELL DIAMETER: 1 Inch DEPTH TO WATER : NE Feet (Observed in sample) 10.26 Feet (Prior to sampling on 6/14/17)
GROUND ELEV (FT): -- TOP OF CASING ELEV (FT): --	

DEPTH IN FEET	RECOVERY (FT)	PID (ppm)	LABORATORY I.D.	WELL CONSTRUCTION	GRAPHIC LOG	WATER LEVEL	SAMPLE DESCRIPTION	
1				1" PVC well casing	[Solid black bar]		4" Asphalt	
2	2				[Hatched bar]		8" Aggregate	
3		< 5			[Hatched bar]		(CL) Silty clay with trace gravel, brown, damp, no obvious odor	
4			TW-1 @ 5'	0.01" PVC well screen	[Dotted bar]		Increase in gravel, very damp, soft, no odor	
5		< 5						
6	2 1/2							
7		< 5						6" Dark gray
8		< 5						
9		< 5						Grayish brown, mottled, hard
10	4							
11		< 5		PVC cap at bottom of well casing	[Dotted bar]	▼	Brown	
12							Bottom of Boring at 12 feet - Refusal	



SOIL BORING LOG / TEMPORARY MONITORING WELL CONSTRUCTION DIAGRAM

Apex Companies, LLC
1701 East Woodfield Road
Suite 333
Schaumburg, IL 60173
(847) 956-8589

PROJECT NAME: Greentree Centre PROJECT NUMBER: PECO_2016-78B PROJECT LOCATION: 5055 & 5111-5141 Douglas Av Racine, Wisconsin	SOIL BORING NUMBER: TW-2 LOGGED BY: Joe Becker DATE: June 13, 2017
DRILLING CONTRACTOR: Environmental Soil Probing DRILLER: Marcus RIG TYPE: Truck-mounted Geoprobe SAMPLING METHOD: Dual-core	TOTAL BORING DEPTH: 12 Feet BOREHOLE DIAMETER: 2 Inches - Rod WELL DEPTH: 12 Feet WELL DIAMETER: 1 Inch DEPTH TO WATER : NE Feet
GROUND ELEV (FT): -- TOP OF CASING ELEV (FT): --	

DEPTH IN FEET	RECOVERY (FT)	PID (ppm)	LABORATORY I.D.	WELL CONSTRUCTION	GRAPHIC LOG	WATER LEVEL	SAMPLE DESCRIPTION
1		< 5		1" PVC well casing	[Blacked out]		4" Asphalt
2	2 1/2	< 5			[Hatched]		6" Aggregate
3		< 5			[Hatched]		(CL) Silty clay with trace gravel, brown, hard, slightly damp, no obvious odor
4		< 5		0.01" PVC well screen	[Hatched]		
5		< 5			[Hatched]		Damp, soft
6	4	< 5			[Hatched]		6" Dark gray
7		< 5			[Hatched]		
8		< 5			[Hatched]		Increase in gravel, very damp, soft, no obvious odor
9		< 5			[Hatched]		
10	4	< 5			[Hatched]		Hard
11		< 5		PVC cap at bottom of well casing	[Hatched]		
12		< 5			[Hatched]		

Bottom of Boring at 12 feet - Refusal



SOIL BORING LOG / TEMPORARY MONITORING WELL CONSTRUCTION DIAGRAM

Apex Companies, LLC
1701 East Woodfield Road
Suite 333
Schaumburg, IL 60173
(847) 956-8589

PROJECT NAME: Greentree Centre PROJECT NUMBER: PECO_2016-78B PROJECT LOCATION: 5055 & 5111-5141 Douglas Av Racine, Wisconsin	SOIL BORING NUMBER: TW-3 LOGGED BY: Joe Becker DATE: June 13, 2017
DRILLING CONTRACTOR: Environmental Soil Probing DRILLER: Marcus RIG TYPE: Truck-mounted Geoprobe SAMPLING METHOD: Dual-core	TOTAL BORING DEPTH: 12 Feet BOREHOLE DIAMETER: 2 Inches - Rod WELL DEPTH: 12 Feet WELL DIAMETER: 1 Inch DEPTH TO WATER : NE Feet (Observed in sample) 10.67 Feet (Prior to sampling on 6/14/17)
GROUND ELEV (FT): -- TOP OF CASING ELEV (FT): --	

DEPTH IN FEET	RECOVERY (FT)	PID (ppm)	LABORATORY I.D.	WELL CONSTRUCTION	GRAPHIC LOG	WATER LEVEL	SAMPLE DESCRIPTION
1				1" PVC well casing	[Solid black bar]		4" Asphalt
2	2 1/2	< 5			[Hatched bar]		4" Aggregate
3					[Dotted bar]		(CL) Silty clay with trace gravel, dark brown, slightly damp, no obvious odor
4		< 5		0.01" PVC well screen	[Light green bar]		(SW) Clayey gravelly sand, dark brown, dry, no obvious odor
5					[Light blue bar]		(CL) Silty clay, brown, damp, no obvious odor
6	4	< 5	TW-3 @ 7'		[Yellow bar]		(SW) 3" Gravelly sand lens, brown, very damp, no obvious odr
7					[Light blue bar]		Dark gray/green
8		< 5			[Light blue bar]		Brown, hard
9					[Light blue bar]		
10	6	< 5			[Light blue bar]		
11		< 5		PVC cap at bottom of well casing	[Light blue bar]	▼	
12					[Light blue bar]		

Bottom of Boring at 12 feet - Refusal



SOIL BORING LOG / TEMPORARY MONITORING WELL CONSTRUCTION DIAGRAM

Apex Companies, LLC
1701 East Woodfield Road
Suite 333
Schaumburg, IL 60173
(847) 956-8589

PROJECT NAME: Greentree Centre PROJECT NUMBER: PECO_2016-78B PROJECT LOCATION: 5055 & 5111-5141 Douglas Av Racine, Wisconsin	SOIL BORING NUMBER: TW-3A LOGGED BY: Joe Becker DATE: September 12, 2017
DRILLING CONTRACTOR: Environmental Soil Probing DRILLER: Derek, Tyler and Marcus RIG TYPE: Track-mounted Geoprobe SAMPLING METHOD: Dual-core	TOTAL BORING DEPTH: 20 Feet BOREHOLE DIAMETER: 2 Inches - Rod WELL DEPTH: 19.5 Feet WELL DIAMETER: 1 Inch DEPTH TO WATER : 18 1/2 Feet (Observed in sample) 10 Feet (Prior to sampling on 9/15/17)
GROUND ELEV (FT): -- TOP OF CASING ELEV (FT): --	

DEPTH IN FEET	RECOVERY (FT)	PID (ppm)	LABORATORY I.D.	WELL CONSTRUCTION	GRAPHIC LOG	WATER LEVEL	SAMPLE DESCRIPTION
1				1" PVC well casing			4" Asphalt
2	2	< 5					4" Aggregate
3							(CL) Gravelly sandy clay, brown, slightly damp, no odor
4		< 5		Bentonite			3" Asphalt fill
5							(CL) Silty clay, trace gravel, brown, slightly damp, no odor, stiff
6		< 5					
7		< 5					
8	4 1/2	< 5		00 Sand			
9							
10		< 5		0.01" PVC well screen		▼	
11							
12	5	< 5					
13							
14		< 5					
15							(ML) Clayey silt with gravel, grayish brown, dry, no odor, very stiff
16		< 5					
17							Decrease in gravel
18	8						
19				PVC cap at bottom of well casing			Saturated
20							

Bottom of Boring at 20 feet



SOIL BORING LOG / PERMANENT MONITORING WELL CONSTRUCTION DIAGRAM

Apex Companies, LLC
1701 East Woodfield Road
Suite 333
Schaumburg, IL 60173
(847) 956-8589

PROJECT NAME: Greentree Centre PROJECT NUMBER: PECO_2017-67 PROJECT LOCATION: 5131 Douglas Ave., Unit D Racine, Wisconsin	SOIL BORING NUMBER: MW-1 LOGGED BY: Joe Becker DATE: August 9, 2017
DRILLING CONTRACTOR: Environmental Soil Probing DRILLER: Derek / Tyler RIG TYPE: Track-mounted Geoprobe SAMPLING METHOD: Dual-core	TOTAL BORING DEPTH: 20 Feet BOREHOLE DIAMETER: 8 Inches - Auger WELL DEPTH: 19.5 Feet WELL DIAMETER: 2 Inch DEPTH TO WATER : 16 Feet (Observed in sample) 12.20 Feet (Prior to sampling on 8/16/17)
GROUND ELEV (FT): 632.10 TOP OF CASING ELEV (FT): 631.72	

DEPTH IN FEET	RECOVERY (FT)	PID (ppm)	LABORATORY I.D.	WELL CONSTRUCTION	GRAPHIC LOG	WATER LEVEL	SAMPLE DESCRIPTION
1				Flush-mount well box			4" Asphalt
2	1 1/2	< 5	MW-1 @ 4'	Bentonite			4" Aggregate (SW) Gravelly sand, tan, dry, no odor
3							(CL/ML) Silty clay/clayey silt, trace gravel, brown, slightly damp, no odor
4		5.2					
5				2" PVC well casing			
6		11.2					
7	2 1/2						(CL) Silty clay, trace gravel, damp, greenish brown, no odor
8							
9		< 5	MW-1 @ 10'				
10				00 Sand			Brown, stiff
11							
12	5					▼	Slightly damp
13							
14				0.01" PVC well screen			Grayish brown, dry
15							
16							3" (SM) Silty sand lens, grayish brown, saturated, no odor
17	6						Very stiff
18							
19				PVC cap at bottom of well casing			
20							

Bottom of Boring at 20 feet



SOIL BORING LOG / PERMANENT MONITORING WELL CONSTRUCTION DIAGRAM

Apex Companies, LLC
1701 East Woodfield Road
Suite 333
Schaumburg, IL 60173
(847) 956-8589

PROJECT NAME: Greentree Centre PROJECT NUMBER: PECO_2017-67 PROJECT LOCATION: 5131 Douglas Ave., Unit D Racine, Wisconsin	SOIL BORING NUMBER: MW-2 LOGGED BY: Joe Becker DATE: August 10, 2017
DRILLING CONTRACTOR: Environmental Soil Probing DRILLER: Derek / Tyler RIG TYPE: Track-mounted Geoprobe SAMPLING METHOD: Dual-core	TOTAL BORING DEPTH: 14 Feet BOREHOLE DIAMETER: 8 Inches - Auger WELL DEPTH: 19.5 Feet WELL DIAMETER: 2 Inch DEPTH TO WATER : NE Feet (Observed in sample) 11.77 Feet (Prior to sampling on 8/16/17)
GROUND ELEV (FT): -- TOP OF CASING ELEV (FT): 631.15	

DEPTH IN FEET	RECOVERY (FT)	PID (ppm)	LABORATORY I.D.	WELL CONSTRUCTION	GRAPHIC LOG	WATER LEVEL	SAMPLE DESCRIPTION
1				Flush-mount well box			4" Asphalt
2	3	< 5					4" Aggregate
3							(ML) Clayey silt with gravel, dark brown, dry, no odor
4		48.2	MW-2 @ 4'	Bentonite			(SW) Gravelly sand, gray/brown, dry, slight solvent odor
5							
6		< 5		2" PVC well casing			(CL) Silty clay, trace gravel, slightly damp, no odor
7	2 1/2	< 5					
8							
9							
10		< 5		00 Sand			
11							Very stiff
12	5					▼	
13							
14		< 5		0.01" PVC well screen			Refusal
15							
16							
17							
18							
19				PVC cap at bottom of well casing			
20							

Bottom of Boring at 14 feet - Refusal



SOIL BORING LOG / PERMANENT MONITORING WELL CONSTRUCTION DIAGRAM

Apex Companies, LLC
1701 East Woodfield Road
Suite 333
Schaumburg, IL 60173
(847) 956-8589

PROJECT NAME: Greentree Centre PROJECT NUMBER: PECO_2017-67 PROJECT LOCATION: 5131 Douglas Ave., Unit D Racine, Wisconsin	SOIL BORING NUMBER: MW-3 LOGGED BY: Joe Becker DATE: August 10, 2017
DRILLING CONTRACTOR: Environmental Soil Probing DRILLER: Derek / Tyler RIG TYPE: Track-mounted Geoprobe SAMPLING METHOD: Dual-core	TOTAL BORING DEPTH: 15 Feet BOREHOLE DIAMETER: 8 Inches - Auger WELL DEPTH: 19.5 Feet WELL DIAMETER: 2 Inch DEPTH TO WATER : NE Feet (Observed in sample) 11.61 Feet (Prior to sampling on 8/16/17)
GROUND ELEV (FT): 630.79 TOP OF CASING ELEV (FT): 630.51	

DEPTH IN FEET	RECOVERY (FT)	PID (ppm)	LABORATORY I.D.	WELL CONSTRUCTION	GRAPHIC LOG	WATER LEVEL	SAMPLE DESCRIPTION
1				Flush-mount well box	[Symbol]		4" Asphalt
2	3	< 5		Bentonite	[Symbol]		4" Aggregate (CL) Silty clay with gravel, grayish brown, slightly damp, no odor
3							
4		< 5			[Symbol]		3" Asphalt fill
5				2" PVC well casing	[Symbol]		Decrease in gravel, brown, damp, no odor
6		< 5					
7	4			00 Sand	[Symbol]		Light brown, very stiff
8		< 5					
9							
10		< 5					
11						▼	
12	5	< 5		0.01" PVC well screen	[Symbol]		
13							
14		< 5					Refusal
15							
16							
17							
18							
19				PVC cap at bottom of well casing			
20							

Bottom of Boring at 15 feet - Refusal



SOIL BORING LOG / PERMANENT MONITORING WELL CONSTRUCTION DIAGRAM

Apex Companies, LLC
1701 East Woodfield Road
Suite 333
Schaumburg, IL 60173
(847) 956-8589

PROJECT NAME: Greentree Centre PROJECT NUMBER: PECO_2017-67 PROJECT LOCATION: 5131 Douglas Ave., Unit D Racine, Wisconsin	SOIL BORING NUMBER: MW-4 LOGGED BY: Joe Becker DATE: August 9, 2017
DRILLING CONTRACTOR: Environmental Soil Probing DRILLER: Derek / Tyler RIG TYPE: Track-mounted Geoprobe SAMPLING METHOD: Dual-core	TOTAL BORING DEPTH: 14 Feet BOREHOLE DIAMETER: 8 Inches - Auger WELL DEPTH: 19.5 Feet WELL DIAMETER: 2 Inch DEPTH TO WATER : NE Feet (Observed in sample) 11.38 Feet (Prior to sampling on 8/16/17)
GROUND ELEV (FT): 631.05 TOP OF CASING ELEV (FT): 630.71	

DEPTH IN FEET	RECOVERY (FT)	PID (ppm)	LABORATORY I.D.	WELL CONSTRUCTION	GRAPHIC LOG	WATER LEVEL	SAMPLE DESCRIPTION
1				Flush-mount well box	[Blacked out]		4" Asphalt
2	2	< 5			[Blacked out]		4" Aggregate
3				Bentonite	[Blacked out]		(CL) Silty clay, trace gravel, brown, slightly damp, no odor
4		< 5			[Blacked out]		
5					[Blacked out]		Limestone fragments
6		9.3		2" PVC well casing	[Blacked out]		
7	2 1/2				[Blacked out]		
8		6.3			[Blacked out]		
9					[Blacked out]		
10				00 Sand	[Blacked out]		Light brown, very stiff
11		< 5			[Blacked out]	▼	
12	5				[Blacked out]		
13					[Blacked out]		
14		< 5		0.01" PVC well screen	[Blacked out]		Refusal
15					[Blacked out]		
16					[Blacked out]		
17					[Blacked out]		
18					[Blacked out]		
19				PVC cap at bottom of well casing	[Blacked out]		
20					[Blacked out]		

Bottom of Boring at 14 feet - Refusal



SOIL BORING LOG / PERMANENT MONITORING WELL CONSTRUCTION DIAGRAM

Apex Companies, LLC
1701 East Woodfield Road
Suite 333
Schaumburg, IL 60173
(847) 956-8589

PROJECT NAME: Greentree Centre PROJECT NUMBER: PECO_2017-67 PROJECT LOCATION: 5131 Douglas Ave., Unit D Racine, Wisconsin	SOIL BORING NUMBER: MW-5 LOGGED BY: Joe Becker DATE: August 9, 2017
DRILLING CONTRACTOR: Environmental Soil Probing DRILLER: Derek / Tyler RIG TYPE: Track-mounted Geoprobe SAMPLING METHOD: Dual-core	TOTAL BORING DEPTH: 15 Feet BOREHOLE DIAMETER: 8 Inches - Auger WELL DEPTH: 19.5 Feet WELL DIAMETER: 2 Inch DEPTH TO WATER : NE Feet (Observed in sample) 11.50 Feet (Prior to sampling on 8/16/17)
GROUND ELEV (FT): 630.54 TOP OF CASING ELEV (FT): 630.32	

DEPTH IN FEET	RECOVERY (FT)	PID (ppm)	LABORATORY I.D.	WELL CONSTRUCTION	GRAPHIC LOG	WATER LEVEL	SAMPLE DESCRIPTION
1				Flush-mount well box	[Symbol]		4" Asphalt
2	2	17.4	MW-5 @ 3'		[Symbol]		4" Aggregate
3				Bentonite	[Symbol]		(CL) Silty clay with gravel, brown, slightly damp, slight solvent odor
4		< 5			[Symbol]		1' (SW) Gravelly sand/aggregate, gray/brown, dry, no odor
5		< 5			[Symbol]		No odor
6		< 5		2" PVC well casing	[Symbol]		Trace gravel
7	3				[Symbol]		Gray/brown, mottled, damp
8		< 5			[Symbol]		
9		< 5			[Symbol]		
10		< 5		00 Sand	[Symbol]		Brown
11		< 5			[Symbol]	▼	Very stiff
12	5				[Symbol]		
13		< 5		0.01" PVC well screen	[Symbol]		
14		< 5			[Symbol]		Refusal
15		< 5			[Symbol]		
16					[Symbol]		
17					[Symbol]		
18					[Symbol]		
19				PVC cap at bottom of well casing	[Symbol]		
20					[Symbol]		

Bottom of Boring at 15 feet - Refusal



SOIL BORING LOG / PERMANENT MONITORING WELL CONSTRUCTION DIAGRAM

Apex Companies, LLC
1701 East Woodfield Road
Suite 333
Schaumburg, IL 60173
(847) 956-8589

PROJECT NAME: Greentree Centre PROJECT NUMBER: PECO_2017-67 PROJECT LOCATION: 5131 Douglas Ave., Unit D Racine, Wisconsin	SOIL BORING NUMBER: MW-6 LOGGED BY: Joe Becker DATE: August 10, 2017
DRILLING CONTRACTOR: Environmental Soil Probing DRILLER: Derek / Tyler RIG TYPE: Track-mounted Geoprobe SAMPLING METHOD: Dual-core	TOTAL BORING DEPTH: 15 Feet BOREHOLE DIAMETER: 8 Inches - Auger WELL DEPTH: 20 Feet WELL DIAMETER: 2 Inch DEPTH TO WATER : NE Feet (Observed in sample) 11.41 Feet (Prior to sampling on 8/16/17)
GROUND ELEV (FT): 630.65 TOP OF CASING ELEV (FT): 630.38	

DEPTH IN FEET	RECOVERY (FT)	PID (ppm)	LABORATORY I.D.	WELL CONSTRUCTION	GRAPHIC LOG	WATER LEVEL	SAMPLE DESCRIPTION
1				Flush-mount well box			4" Asphalt
2	2	< 5					4" Aggregate
3				Bentonite			(CL) Silty clay, trace gravel, brown, dry, no odor
4							Slight solvent odor
5		6.9	MW-6 @ 5'				Limestone fragment, no recovery from 5 to 10 feet bgs
6				2" PVC well casing			
7	0						
8							
9							
10				00 Sand			(ML) Clayey silt, brown, slightly damp, no odor
11		< 5				▼	
12							(CL) Silty clay, brown, slightly damp, no odor
13	5						
14		< 5		0.01" PVC well screen			Refusal
15							
16							
17							
18							
19				PVC cap at bottom of well casing			
20							
Bottom of Boring at 15 feet - Refusal							



SOIL BORING LOG / PERMANENT MONITORING WELL CONSTRUCTION DIAGRAM

Apex Companies, LLC
1701 East Woodfield Road
Suite 333
Schaumburg, IL 60173
(847) 956-8589

PROJECT NAME: Greentree Centre PROJECT NUMBER: PECO_2017-67 PROJECT LOCATION: 5131 Douglas Ave., Unit D Racine, Wisconsin	SOIL BORING NUMBER: MW-7 LOGGED BY: Joe Becker DATE: August 10, 2017
DRILLING CONTRACTOR: Environmental Soil Probing DRILLER: Derek / Tyler RIG TYPE: Track-mounted Geoprobe SAMPLING METHOD: Dual-core	TOTAL BORING DEPTH: 15.5 Feet BOREHOLE DIAMETER: 8 Inches - Auger WELL DEPTH: 19.5 Feet WELL DIAMETER: 2 Inch DEPTH TO WATER : NE Feet (Observed in sample) 9.21 Feet (Prior to sampling on 8/16/17)
GROUND ELEV (FT): -- TOP OF CASING ELEV (FT): 631.07	

DEPTH IN FEET	RECOVERY (FT)	PID (ppm)	LABORATORY I.D.	WELL CONSTRUCTION	GRAPHIC LOG	WATER LEVEL	SAMPLE DESCRIPTION
1				Flush-mount well box	[Symbol]		4" Asphalt
1	1 1/2	< 5		Bentonite	[Symbol]		4" Aggregate
2							(CL) Sandy Silty clay, trace gravel, greenish brown, slightly damp, no odor
3							
4							
5		< 5					Damp
6				2" PVC well casing	[Symbol]		Decrease in sand
7	2 1/2	< 5					
8							
9		< 5				▼	
10				00 Sand	[Symbol]		Brown
11							Very stiff
12	5	< 5					
13							
14				0.01" PVC well screen	[Symbol]		
15	1/2	< 5					Very damp, refusal
16							
17							
18							
19				PVC cap at bottom of well casing	[Symbol]		
20							
Bottom of Boring at 15-1/2 feet - Refusal							



SOIL BORING LOG / PERMANENT MONITORING WELL CONSTRUCTION DIAGRAM

Apex Companies, LLC
1701 East Woodfield Road
Suite 333
Schaumburg, IL 60173
(847) 956-8589

PROJECT NAME: Greentree Centre PROJECT NUMBER: PECO_2017-67 PROJECT LOCATION: 5131 Douglas Ave., Unit D Racine, Wisconsin	SOIL BORING NUMBER: MW-8 LOGGED BY: Joe Becker DATE: September 12, 2017
DRILLING CONTRACTOR: Environmental Soil Probing DRILLER: Derek, Tyler and Marcus RIG TYPE: Track-mounted Geoprobe SAMPLING METHOD: Dual-core	TOTAL BORING DEPTH: 20 Feet BOREHOLE DIAMETER: 8 Inches - Auger WELL DEPTH: 20 Feet WELL DIAMETER: 2 Inch DEPTH TO WATER : 19 1/2 Feet (Observed in sample) 13.11 Feet (Prior to sampling on 9/15/17)
GROUND ELEV (FT): 631.69 TOP OF CASING ELEV (FT): 631.46	

DEPTH IN FEET	RECOVERY (FT)	PID (ppm)	LABORATORY I.D.	WELL CONSTRUCTION	GRAPHIC LOG	WATER LEVEL	SAMPLE DESCRIPTION
1				Flush-mount well box			4" Asphalt
2	2 1/2	< 5		Bentonite			4" Aggregate (CL) Sandy gravelly clay, grayish brown, dry, no odor
3							
4		< 5					
5							(CL) Silty clay, trace sand, brown, slightly damp, no odor
6		< 5		2" PVC well casing			
7	3 1/2						
8		< 5					Limestone fragement
9							
10				00 Sand			Very stiff
11		< 5					
12	2 1/2						
13		< 5		0.01" PVC well screen		▼	Trace gravel, grayish brown, damp
14							
15							
16							
17	5 1/2						Decrease in gravel
18							
19				PVC cap at bottom of well casing			(ML) Clayey silt, grayish brown, saturated, no odor
20							

Bottom of Boring at 15-1/2 feet - Refusal



SOIL BORING LOG KEY

Apex Companies, LLC
1701 East Woodfield Road
Suite 333
Schaumburg, IL 60173
(847) 956-8589

	FILL
	GRAVEL
	SAND AND GRAVEL
	SAND
	CLAYEY SAND
	SILTY SAND
	SANDY SILT
	SILT
	CLAYEY SILT
	SILTY CLAY
	CLAY
	LOAM / PEAT
	TOPSOIL
	ASPHALT
	SANDY CLAY
	CONCRETE
	ENGINEERED BACKFILL / CRUSHED DOLOSTONE
	Clayey Fill
	Brick

Route To: Watershed/Wastewater Waste Management
Remediation/Revelopment Other

Facility/Project Name <i>Greentree Cleaners</i>		License/Permit/Monitoring Number	Boring Number
Boring Drilled By: Name of crew chief (first, last) and Firm First Name: <i>Derek</i> Last Name: <i>Stephenson</i> Firm: <i>FSP</i>		Date Drilling Started <i>06/13/2017</i> m m d d y y y y	Date Drilling Completed <i>06/13/2017</i> m m d d y y y y
WI Unique Well No.	DNR Well ID No.	Well Name <i>TW-1</i>	Drilling Method <i>Direct Push</i>
		Final Static Water Level <i>10.26</i> Feet MSL	Surface Elevation <i>633</i> Feet MSL
		Borehole Diameter <i>2</i> inches	
Local Grid Origin <input checked="" type="checkbox"/> (estimated: <input type="checkbox"/>) or Boring Location <input type="checkbox"/> State Plane <i>699350</i> N, <i>259421</i> E		Local Grid Location Lat <i>42° 47' 10.85"</i> <input checked="" type="checkbox"/> N <input type="checkbox"/> E Long <i>87° 48' 26.05"</i> <input type="checkbox"/> S <i>110</i> Feet <input type="checkbox"/> S <i>5</i> Feet <input type="checkbox"/> W	
SE 1/4 of SW 1/4 of Section <i>20</i> , T <i>04</i> N, R <i>23</i> E	Facility ID <i>252138700</i>	County <i>Racine</i>	County Code <i>52</i>
		Civil Town/City/ or Village <i>Racine</i>	

Sample Number and Type	Length Att. & Recovered (in)	Blow Counts	Depth in Feet (Below ground surface)	Soil/Rock Description And Geologic Origin For Each Major Unit	USCS	Graphic Log	Well Diagram	PID/FID	Soil Properties					RQD/ Comments	
									Compressive Strength	Moisture Content	Liquid Limit	Plasticity Index	P 200		
	<i>2'</i>			<i>Asphalt/Aggregate</i>											
<i>TW-1 @ 5'</i>			<i>4</i>	<i>Silty clay w/ trace gravel</i>	<i>CL</i>			<i>LS</i>							
	<i>2 1/2'</i>			<i>Increase in gravel</i>				<i>LS</i>							
			<i>8</i>					<i>LS</i>							
	<i>4'</i>							<i>LS</i>							
			<i>12</i>	<i>Refusal</i>											

I hereby certify that the information on this form is true and correct to the best of my knowledge.

Signature *[Signature]* Firm *Apex Companies, LLC*

This form is authorized by Chapters 281, 283, 289, 291, 292, 293, 295, and 299, Wis. Stats. Completion of this form is mandatory. Failure to file this form may result in forfeiture of between \$10 and \$25,000, or imprisonment for up to one year, depending on the program and conduct involved. Personally identifiable information on this form is not intended to be used for any other purpose. NOTE: See instructions for more information, including where the completed form should be sent.

Route To: Watershed/Wastewater Waste Management
Remediation/Revelopment Other

Page 1 of 1

Facility/Project Name <u>Greentree Cleaners</u>		License/Permit/Monitoring Number	Boring Number <u>TW-2</u>
Boring Drilled By: Name of crew chief (first, last) and Firm First Name: <u>Derek</u> Last Name: <u>Stephenson</u> Firm: <u>FSP</u>		Date Drilling Started <u>06/13/2017</u> m m d d y y y y	Date Drilling Completed <u>06/13/2017</u> m m d d y y y y
WI Unique Well No.	DNR Well ID No.	Well Name <u>TW-2</u>	Drilling Method <u>Direct Push</u>
		Final Static Water Level <u>NE</u> Feet MSL	Surface Elevation <u>633</u> Feet MSL
		Borehole Diameter <u>2</u> inches	
Local Grid Origin <input checked="" type="checkbox"/> (estimated: <input type="checkbox"/>) or Boring Location <input type="checkbox"/> State Plane <u>699350</u> N, <u>25421</u> E		Lat <u>42° 47' 10.85"</u>	Local Grid Location <input checked="" type="checkbox"/> N <input checked="" type="checkbox"/> E
<u>SE</u> 1/4 of <u>SW</u> 1/4 of Section <u>20</u> , T <u>04</u> N, R <u>23</u> E		Long <u>87° 48' 26.05"</u>	<u>125</u> Feet <input type="checkbox"/> S <u>48</u> Feet <input type="checkbox"/> W
Facility ID <u>252138700</u>	County <u>Racine</u>	County Code <u>52</u>	Civil Town/City/ or Village <u>Racine</u>

Sample Number and Type	Length Int. & Recovered (in)	Blow Counts	Depth in Feet (Below ground surface)	Soil/Rock Description And Geologic Origin For Each Major Unit	USCS	Graphic Log	Well Diagram	PID/FID	Soil Properties					RQD/ Comments	
									Compressive Strength	Moisture Content	Liquid Limit	Plasticity Index	P 200		
	<u>2 1/2'</u>			<u>Asphalt/Aggregate</u>				<u>LS</u>							
	<u>4'</u>		<u>4'</u>	<u>Silly clay with trace gravel</u>	<u>CC</u>			<u>LS</u>							
	<u>4'</u>		<u>8'</u>	<u>Increase in gravel</u>				<u>LS</u>			<u>comp</u>				
	<u>4'</u>		<u>12'</u>	<u>Refusal</u>				<u>LS</u>			<u>very comp</u>				

I hereby certify that the information on this form is true and correct to the best of my knowledge.

Signature [Signature] Firm Apex Companies, LLC

This form is authorized by Chapters 281, 283, 289, 291, 292, 293, 295, and 299, Wis. Stats. Completion of this form is mandatory. Failure to file this form may result in forfeiture of between \$10 and \$25,000, or imprisonment for up to one year, depending on the program and conduct involved. Personally identifiable information on this form is not intended to be used for any other purpose. NOTE: See instructions for more information, including where the completed form should be sent.

Route To: Watershed/Wastewater Waste Management
Remediation/Revelopment Other

Page 1 of 1

Facility/Project Name <u>Greentree Cleaners</u>		License/Permit/Monitoring Number		Boring Number <u>TW-3</u>	
Boring Drilled By: Name of crew chief (first, last) and Firm First Name: <u>Derek</u> Last Name: <u>Stephenson</u>		Date Drilling Started <u>06/13/2017</u> m m d d y y y y		Date Drilling Completed <u>06/13/2017</u> m m d d y y y y	
Firm: <u>FSP</u>		Drilling Method <u>Direct Push</u>			
WI Unique Well No.	DNR Well ID No.	Well Name <u>TW-3</u>	Final Static Water Level <u>1967'</u> Feet MSL	Surface Elevation <u>633</u> Feet MSL	Borehole Diameter <u>2</u> inches
Local Grid Origin <input checked="" type="checkbox"/> (estimated: <input type="checkbox"/>) or Boring Location <input type="checkbox"/>		State Plane <u>699350</u> N, <u>251421</u> E		Local Grid Location	
SE 1/4 of SW 1/4 of Section <u>20</u> , T <u>04</u> N, R <u>23</u> E		Lat <u>42° 47' 08"</u>		Long <u>87° 48' 40"</u>	
Facility ID <u>252138700</u>		County <u>Racine</u>	County Code <u>52</u>	Civil Town/City/ or Village <u>Racine</u>	

Sample Number and Type	Length Att. & Recovered (in)	Blow Counts	Depth in Feet (Below ground surface)	Soil/Rock Description And Geologic Origin For Each Major Unit	USCS	Graphic Log	Well Diagram	PID/FID	Soil Properties					RQD/ Comments
									Compressive Strength	Moisture Content	Liquid Limit	Plasticity Index	P 200	
	<u>2 1/2'</u>			<u>Asphalt/Aggregate silty clay trace gravel</u>	<u>CL</u>			<u>LS</u>						
	<u>4'</u>		<u>4'</u>	<u>Clayey Gravelly sand silty clay</u>	<u>SW CL</u>			<u>LS</u>		<u>low</u>				
	<u>4'</u>		<u>8'</u>	<u>3" Gravelly sand silty clay</u>	<u>SW CL</u>			<u>LS</u>		<u>very</u>				
	<u>0'</u>							<u>LS</u>						
			<u>12'</u>	<u>Refusal</u>				<u>LS</u>						

I hereby certify that the information on this form is true and correct to the best of my knowledge.

Signature [Signature] Firm Apex Companies, LLC

This form is authorized by Chapters 281, 283, 289, 291, 292, 293, 295, and 299, Wis. Stats. Completion of this form is mandatory. Failure to file this form may result in forfeiture of between \$10 and \$25,000, or imprisonment for up to one year, depending on the program and conduct involved. Personally identifiable information on this form is not intended to be used for any other purpose. NOTE: See instructions for more information, including where the completed form should be sent.

Route To: Watershed/Wastewater Waste Management
Remediation/Revelopment Other

Page 1 of 1

Facility/Project Name <i>Greentree Cleaners</i>		License/Permit/Monitoring Number		Boring Number <i>TW-3A</i>	
Boring Drilled By: Name of crew chief (first, last) and Firm First Name: <i>Derek</i> Last Name: <i>Stephenson</i> Firm: <i>FSP</i>		Date Drilling Started <i>09/12/2017</i> m m d d y y y y	Date Drilling Completed <i>09/12/2017</i> m m d d y y y y	Drilling Method <i>Direct Push</i>	
WI Unique Well No.	DNR Well ID No.	Well Name <i>TW-3A</i>	Final Static Water Level <i>10'</i> Feet MSL	Surface Elevation <i>633</i> Feet MSL	Borehole Diameter <i>2</i> inches
Local Grid Origin <input checked="" type="checkbox"/> (estimated: <input type="checkbox"/>) or Boring Location <input type="checkbox"/> State Plane <i>699350</i> N, <i>259421</i> E		Lat <i>42° 47' 0.85"</i> Long <i>87° 48' 26.03"</i>		Local Grid Location <input checked="" type="checkbox"/> N <input checked="" type="checkbox"/> E <input type="checkbox"/> S <input type="checkbox"/> W <i>48</i> Feet	
SE 1/4 of SW 1/4 of Section <i>20</i> , T <i>04</i> N, R <i>23</i> E		Facility ID <i>252138700</i>	County <i>Racine</i>	County Code <i>32</i>	Civil Town/City/ or Village <i>Racine</i>

Sample Number and Type	Length Att. & Recovered (in)	Blow Counts	Depth in Feet (Below ground surface)	Soil/Rock Description And Geologic Origin For Each Major Unit	USCS	Graphic Log	Well Diagram	PID/FID	Soil Properties					RQD/ Comments
									Compressive Strength	Moisture Content	Liquid Limit	Plasticity Index	P 200	
	<i>2'</i>			<i>Asphalt / Aggregate gravelly sandy clay</i>	<i>LL</i>			<i>LS</i>						
	<i>4 1/2'</i>		<i>5'</i>	<i>3" fill silty clay, trace gravel</i>	<i>LL</i>			<i>LS</i>		<i>slightly clay</i>				
	<i>5'</i>		<i>10'</i>					<i>LS</i>						
	<i>8'</i>		<i>15'</i>	<i>clayey silt with gravel</i>	<i>ML</i>			<i>LS</i>		<i>dry</i>				
			<i>20'</i>					<i>LS</i>						

I hereby certify that the information on this form is true and correct to the best of my knowledge.

Signature *[Signature]* Firm *Apex Companies, LLC*

This form is authorized by Chapters 281, 283, 289, 291, 292, 293, 295, and 299, Wis. Stats. Completion of this form is mandatory. Failure to file this form may result in forfeiture of between \$10 and \$25,000, or imprisonment for up to one year, depending on the program and conduct involved. Personally identifiable information on this form is not intended to be used for any other purpose. NOTE: See instructions for more information, including where the completed form should be sent.

Route To: Watershed/Wastewater Waste Management
Remediation/Revelopment Other

Page 1 of 1

Facility/Project Name <i>Greentree Cleaners</i>		License/Permit/Monitoring Number		Boring Number <i>MW-1</i>	
Boring Drilled By: Name of crew chief (first, last) and Firm First Name: <i>Derek</i> Last Name: <i>Stephenson</i> Firm: <i>FSP</i>		Date Drilling Started <i>08/09/2017</i> m m d d y y y y	Date Drilling Completed <i>08/09/2017</i> m m d d y y y y	Drilling Method <i>Direct Push</i>	
WI Unique Well No.	DNR Well ID No.	Well Name <i>MW-1</i>		Final Static Water Level <i>12.20</i> Feet MSL	Surface Elevation <i>632</i> Feet MSL
Local Grid Origin <input checked="" type="checkbox"/> (estimated: <input type="checkbox"/>) or Boring Location <input type="checkbox"/> State Plane <i>699350</i> N, <i>259421</i> E		Local Grid Location Lat <i>42° 47' 0.85"</i> Long <i>87° 48' 26.03"</i>		Borehole Diameter <i>2</i> inches	
SE 1/4 of SW 1/4 of Section <i>20</i> , T <i>04</i> N, R <i>23</i> E		County <i>Racine</i>		County Code <i>32</i>	Civil Town/City/ or Village <i>Racine</i>
Facility ID <i>252138700</i>					

Sample Number and Type	Length Att. & Recovered (in)	Blow Counts	Depth in Feet (Below ground surface)	Soil/Rock Description And Geologic Origin For Each Major Unit	USCS	Graphic Log	Well Diagram	PID/FID	Soil Properties					RQD/ Comments
									Compressive Strength	Moisture Content	Liquid Limit	Plasticity Index	P 200	
	<i>1 1/2'</i>			<i>Asphalt/Aggregate Gravelly sand silty clay, trace gravel</i>	<i>SW CL</i>			<i>4.5 5.2</i>						
<i>MW-1 @ 4'</i>	<i>4'</i>		<i>5'</i>					<i>11.2</i>	<i>dry</i>					
<i>MW-1 @ 10'</i>	<i>2 1/2'</i>		<i>10'</i>					<i>4.5</i>						
	<i>5'</i>		<i>15'</i>					<i>4.5</i>						
	<i>6'</i>		<i>20'</i>	<i>3" silty sand silty clay</i>	<i>SM CL</i>				<i>saturated</i>					

I hereby certify that the information on this form is true and correct to the best of my knowledge.

Signature *[Signature]* Firm *Apex Companies, LLC*

This form is authorized by Chapters 281, 283, 289, 291, 292, 293, 295, and 299, Wis. Stats. Completion of this form is mandatory. Failure to file this form may result in forfeiture of between \$10 and \$25,000, or imprisonment for up to one year, depending on the program and conduct involved. Personally identifiable information on this form is not intended to be used for any other purpose. NOTE: See instructions for more information, including where the completed form should be sent.

Route To: Watershed/Wastewater Waste Management
Remediation/Revelment Other

Page 1 of 1

Facility/Project Name <u>Greentree Cleaners</u>		License/Permit/Monitoring Number	Boring Number <u>MW-2</u>
Boring Drilled By: Name of crew chief (first, last) and Firm First Name: <u>Derek</u> Last Name: <u>Stephenson</u> Firm: <u>FSP</u>		Date Drilling Started <u>08/10/2017</u> m m d d y y y y	Date Drilling Completed <u>08/10/2017</u> m m d d y y y y
WI Unique Well No.	DNR Well ID No.	Well Name <u>MW-2</u>	Drilling Method <u>Direct Push</u>
Local Grid Origin <input checked="" type="checkbox"/> (estimated: <input type="checkbox"/>) or Boring Location <input type="checkbox"/> State Plane <u>699350</u> N, <u>259421</u> E		Final Static Water Level <u>11.77</u> Feet MSL	Surface Elevation <u>632</u> Feet MSL
SE 1/4 of SW 1/4 of Section <u>20</u> , T <u>09</u> N, R <u>23E</u>		Local Grid Location Lat <u>42° 47' 08"</u> <input checked="" type="checkbox"/> N <input type="checkbox"/> S Long <u>87° 48' 26"</u> <input type="checkbox"/> E <input checked="" type="checkbox"/> W	Borehole Diameter <u>2</u> inches
Facility ID <u>252138700</u>	County <u>Racine</u>	County Code <u>52</u>	Civil Town/City/ or Village <u>Racine</u>

Sample Number and Type	Length Att. & Recovered (in)	Blow Counts	Depth in Feet (Below ground surface)	Soil/Rock Description And Geologic Origin For Each Major Unit	USCS	Graphic Log	Well Diagram	PID/FID	Soil Properties					RQD/ Comments
									Compressive Strength	Moisture Content	Liquid Limit	Plasticity Index	P 200	
MW-2 C4	3		5'	Asphalt / Aggregate clayey silt, gravel generally sand	ML SW			48.2						
	2 1/2		10'	silty clay, trace gravel	CL			45			Large			
	5		14'	Refusal				45						

I hereby certify that the information on this form is true and correct to the best of my knowledge.

Signature [Signature] Firm Apex Companies, LLC

This form is authorized by Chapters 281, 283, 289, 291, 292, 293, 295, and 299, Wis. Stats. Completion of this form is mandatory. Failure to file this form may result in forfeiture of between \$10 and \$25,000, or imprisonment for up to one year, depending on the program and conduct involved. Personally identifiable information on this form is not intended to be used for any other purpose. NOTE: See instructions for more information, including where the completed form should be sent.

Route To: Watershed/Wastewater Waste Management
Remediation/Revelpment Other

Page 1 of 1

Facility/Project Name <u>Greentree Cleaners</u>		License/Permit/Monitoring Number		Boring Number <u>MW-3</u>	
Boring Drilled By: Name of crew chief (first, last) and Firm First Name: <u>Derek</u> Last Name: <u>Stephenson</u> Firm: <u>FSP</u>		Date Drilling Started <u>08/10/2017</u>	Date Drilling Completed <u>08/10/2017</u>	Drilling Method <u>Direct Push</u>	
WI Unique Well No.	DNR Well ID No.	Well Name <u>MW-3</u>		Final Static Water Level <u>11.6'</u> Feet MSL	Surface Elevation <u>631</u> Feet MSL
Local Grid Origin <input checked="" type="checkbox"/> (estimated: <input type="checkbox"/>) or Boring Location <input type="checkbox"/> State Plane <u>699350</u> N, <u>251421</u> E		Lat <u>42° 47' 10.85"</u>		Local Grid Location <input checked="" type="checkbox"/> N <input checked="" type="checkbox"/> E <u>SE</u> 1/4 of <u>SW</u> 1/4 of Section <u>20</u> , T <u>04</u> N, R <u>23 E</u> Long <u>87° 48' 26.05"</u> <u>137</u> Feet <input type="checkbox"/> S <u>40</u> Feet <input type="checkbox"/> W	
Facility ID <u>252138700</u>	County <u>Racine</u>	County Code <u>52</u>	Civil Town/City/ or Village <u>Racine</u>		

Sample Number and Type	Length At. & Recovered (in)	Blow Counts	Depth in Feet (Below ground surface)	Soil/Rock Description And Geologic Origin For Each Major Unit	USCS	Graphic Log	Well Diagram	PID/FID	Soil Properties					RQD/ Comments
									Compressive Strength	Moisture Content	Liquid Limit	Plasticity Index	P 200	
	3'		5'	Asphalt / Aggregate silty clay with gravel	CL			LS						
	4'			3" fill Debris in gravel				LS						
	5'		10'					LS						
			15'	Refusal				LS						

I hereby certify that the information on this form is true and correct to the best of my knowledge.

Signature [Signature] Firm Apex Companies, LLC

This form is authorized by Chapters 281, 283, 289, 291, 292, 293, 295, and 299, Wis. Stats. Completion of this form is mandatory. Failure to file this form may result in forfeiture of between \$10 and \$25,000, or imprisonment for up to one year, depending on the program and conduct involved. Personally identifiable information on this form is not intended to be used for any other purpose. NOTE: See instructions for more information, including where the completed form should be sent.

Route To: Watershed/Wastewater Waste Management
Remediation/Revelpment Other

Facility/Project Name <u>Greentree Cleaners</u>		License/Permit/Monitoring Number		Boring Number <u>MW-4</u>	
Boring Drilled By: Name of crew chief (first, last) and Firm First Name: <u>Derek</u> Last Name: <u>Stephenson</u> Firm: <u>ESP</u>		Date Drilling Started <u>08/09/2017</u>	Date Drilling Completed <u>08/09/2017</u>	Drilling Method <u>Direct Push</u>	
WI Unique Well No.	DNR Well ID No.	Well Name <u>MW-4</u>		Final Static Water Level <u>11.38'</u> Feet MSL	Surface Elevation <u>631'</u> Feet MSL
Local Grid Origin <input checked="" type="checkbox"/> (estimated: <input type="checkbox"/>) or Boring Location <input type="checkbox"/> State Plane <u>699350</u> N, <u>259421</u> E		Lat <u>42° 47' 10.85"</u>		Local Grid Location <u>97</u> Feet <input checked="" type="checkbox"/> N <input type="checkbox"/> S <u>32</u> Feet <input checked="" type="checkbox"/> E <input type="checkbox"/> W	
SE 1/4 of SW 1/4 of Section <u>20</u> , T <u>09</u> N, R <u>23E</u>		Long <u>87° 48' 26.05"</u>			
Facility ID <u>252138700</u>	County <u>Racine</u>	County Code <u>52</u>	Civil Town/City/ or Village <u>Racine</u>		

Sample Number and Type	Length Att. & Recovered (in)	Blow Counts	Depth in Feet (Below ground surface)	Soil/Rock Description And Geologic Origin For Each Major Unit	USCS	Graphic Log	Well Diagram	PID/FID	Soil Properties					RQD/ Comments	
									Compressive Strength	Moisture Content	Liquid Limit	Plasticity Index	P 200		
	<u>2'</u>			<u>Asphalt/Aggregate</u>											
			<u>5'</u>	<u>silty clay, trace gravel</u>	<u>LL</u>			<u>LS</u>			<u>slightly damp</u>				
								<u>9.5</u>							
	<u>2 1/2'</u>							<u>6.3</u>							
			<u>10'</u>					<u>LS</u>							
	<u>5'</u>							<u>LS</u>							
			<u>14'</u>	<u>Refusal</u>											

I hereby certify that the information on this form is true and correct to the best of my knowledge.

Signature [Signature] Firm Apex Companies, LLC

This form is authorized by Chapters 281, 283, 289, 291, 292, 293, 295, and 299, Wis. Stats. Completion of this form is mandatory. Failure to file this form may result in forfeiture of between \$10 and \$25,000, or imprisonment for up to one year, depending on the program and conduct involved. Personally identifiable information on this form is not intended to be used for any other purpose. NOTE: See instructions for more information, including where the completed form should be sent.

Route To: Watershed/Wastewater Waste Management
Remediation/Revelopment Other

Page 1 of 1

Facility/Project Name <u>Greentree Cleaners</u>		License/Permit/Monitoring Number		Boring Number <u>MW-5</u>	
Boring Drilled By: Name of crew chief (first, last) and Firm First Name: <u>Derek</u> Last Name: <u>Stephenson</u>		Date Drilling Started <u>08/09/2017</u> m m d d y y y y		Date Drilling Completed <u>08/09/2017</u> m m d d y y y y	
Firm: <u>FSP</u>		Final Static Water Level <u>11.5'</u> Feet MSL		Surface Elevation <u>630</u> Feet MSL	
WI Unique Well No.	DNR Well ID No.	Well Name <u>MW-5</u>		Borehole Diameter <u>2</u> inches	
Local Grid Origin <input checked="" type="checkbox"/> (estimated: <input type="checkbox"/>) or Boring Location <input type="checkbox"/>		Local Grid Location		Local Grid Location	
State Plane <u>699350</u> N, <u>259421</u> E		Lat <u>42° 47' 08"</u>		Long <u>87° 48' 26"</u>	
<u>SE</u> 1/4 of <u>SW</u> 1/4 of Section <u>20</u> , T <u>04</u> N, R <u>23E</u>		County Code <u>52</u>		Civil Town/City/ or Village <u>Racine</u>	
Facility ID <u>252138700</u>		County <u>Racine</u>		County Code <u>52</u>	

Sample Number and Type	Length Alt. & Recovered (in)	Blow Counts	Depth in Feet (Below ground surface)	Soil/Rock Description And Geologic Origin For Each Major Unit	USCS	Graphic Log	Well Diagram	PID/FID	Soil Properties					RQD/ Comments
									Compressive Strength	Moisture Content	Liquid Limit	Plasticity Index	P 200	
MW-5 @ 3'	2'			Asphalt/Aggregate silty clay w/ gravel 1' Gravelly sand	CL SW			17.4						
			5'					LS						
	3'							LS		large				
				10'					LS					
	5'								LS					
			15'	Refusal				LS						

I hereby certify that the information on this form is true and correct to the best of my knowledge.

Signature [Signature] Firm Apex Companies, LLC

This form is authorized by Chapters 281, 283, 289, 291, 292, 293, 295, and 299, Wis. Stats. Completion of this form is mandatory. Failure to file this form may result in forfeiture of between \$10 and \$25,000, or imprisonment for up to one year, depending on the program and conduct involved. Personally identifiable information on this form is not intended to be used for any other purpose. NOTE: See instructions for more information, including where the completed form should be sent.

Route To: Watershed/Wastewater Waste Management
Remediation/Revelopment Other

Page 1 of 1

Facility/Project Name <u>Greentree Cleaners</u>		License/Permit/Monitoring Number		Boring Number <u>MW-6</u>	
Boring Drilled By: Name of crew chief (first, last) and Firm First Name: <u>Derek</u> Last Name: <u>Stephenson</u>		Date Drilling Started <u>08/10/2017</u> m m d d y y y y	Date Drilling Completed <u>08/10/2017</u> m m d d y y y y	Drilling Method <u>Direct Push</u>	
Firm: <u>ESP</u>		WI Unique Well No.		DNR Well ID No. <u>MW-6</u>	Well Name
Local Grid Origin <input checked="" type="checkbox"/> (estimated: <input type="checkbox"/>) or Boring Location <input type="checkbox"/>		Final Static Water Level <u>11.41'</u> Feet MSL		Surface Elevation <u>630'</u> Feet MSL	
State Plane <u>699350</u> N, <u>251421</u> E		Lat <u>42° 47' 0.85"</u>		Local Grid Location <input checked="" type="checkbox"/> N <input checked="" type="checkbox"/> E <input type="checkbox"/> S <input type="checkbox"/> W	
<u>SE</u> 1/4 of <u>SW</u> 1/4 of Section <u>20</u> , T <u>04</u> N, R <u>23E</u>		Long <u>87° 48' 26.05"</u>		<u>142</u> Feet <input type="checkbox"/> S <u>62</u> Feet <input type="checkbox"/> W	
Facility ID <u>252138700</u>		County <u>Racine</u>		County Code <u>32</u>	Civil Town/City/ or Village <u>Racine</u>

Sample Number and Type	Length Att. & Recovered (in)	Blow Counts	Depth in Feet (Below ground surface)	Soil/Rock Description And Geologic Origin For Each Major Unit	USCS	Graphic Log	Well Diagram	PID/FID	Soil Properties					RQD/ Comments
									Compressive Strength	Moisture Content	Liquid Limit	Plasticity Index	P 200	
	<u>2'</u>			<u>Asphalt/Aggregate</u>	<u>CL</u>			<u>45</u>						
	<u>0.5'</u>			<u>silty clay, trace gravel</u>				<u>6.9</u>						
	<u>0'</u>													
	<u>5'</u>		<u>10'</u>	<u>clayey silt</u>	<u>ML</u>			<u>45</u>						
				<u>silty clay</u>	<u>CL</u>			<u>45</u>		<u>Slightly Comp</u>				
			<u>15'</u>	<u>Refusal</u>				<u>45</u>						

I hereby certify that the information on this form is true and correct to the best of my knowledge.

Signature [Signature] Firm Apex Companies, LLC

This form is authorized by Chapters 281, 283, 289, 291, 292, 293, 295, and 299, Wis. Stats. Completion of this form is mandatory. Failure to file this form may result in forfeiture of between \$10 and \$25,000, or imprisonment for up to one year, depending on the program and conduct involved. Personally identifiable information on this form is not intended to be used for any other purpose. NOTE: See instructions for more information, including where the completed form should be sent.

Route To: Watershed/Wastewater Waste Management
Remediation/Revelopment Other

Page 1 of 1

Facility/Project Name <i>Greentree Cleaners</i>		License/Permit/Monitoring Number		Boring Number <i>MW-7</i>	
Boring Drilled By: Name of crew chief (first, last) and Firm First Name: <i>Derek</i> Last Name: <i>Stephenson</i> Firm: <i>FSP</i>		Date Drilling Started <i>08/10/2017</i> m m d d y y y y	Date Drilling Completed <i>08/10/2017</i> m m d d y y y y	Drilling Method <i>Direct Push</i>	
WI Unique Well No.	DNR Well ID No.	Well Name <i>MW-7</i>	Final Static Water Level <i>9.21'</i> Feet MSL	Surface Elevation <i>631'</i> Feet MSL	Borehole Diameter <i>2</i> inches
Local Grid Origin <input checked="" type="checkbox"/> (estimated: <input type="checkbox"/>) or Boring Location <input type="checkbox"/> State Plane <i>699350</i> N, <i>259421</i> E		Lat <i>42° 47' 0.85"</i>		Local Grid Location <input checked="" type="checkbox"/> N <input type="checkbox"/> E <i>SE</i> 1/4 of <i>SW</i> 1/4 of Section <i>20</i> , T <i>04</i> N, R <i>23 E</i>	
Facility ID <i>252138700</i>		County <i>Racine</i>	County Code <i>52</i>	Civil Town/City/ or Village <i>Racine</i>	

Sample Number and Type	Length Att. & Recovered (in)	Blow Counts	Depth in Feet (Below ground surface)	Soil/Rock Description And Geologic Origin For Each Major Unit	USCS	Graphic Log	Well Diagram	PID/FID	Soil Properties					RQD/ Comments
									Compressive Strength	Moisture Content	Liquid Limit	Plasticity Index	P 200	
	<i>1 1/2'</i>		<i>5'</i>	<i>Asphalt / Aggregate sandy silty clay, trace gravel</i>	<i>CL</i>			<i>45</i>						
	<i>2 1/2'</i>			<i>Decrease in sand</i>				<i>45</i>		<i>damp</i>				
			<i>10'</i>					<i>45</i>						
	<i>5'</i>							<i>45</i>						
			<i>15'</i>	<i>refusal</i>				<i>45</i>						

I hereby certify that the information on this form is true and correct to the best of my knowledge.

Signature *[Signature]* Firm *Apex Companies, LLC*

This form is authorized by Chapters 281, 283, 289, 291, 292, 293, 295, and 299, Wis. Stats. Completion of this form is mandatory. Failure to file this form may result in forfeiture of between \$10 and \$25,000, or imprisonment for up to one year, depending on the program and conduct involved. Personally identifiable information on this form is not intended to be used for any other purpose. NOTE: See instructions for more information, including where the completed form should be sent.

Route To: Watershed/Wastewater Waste Management
Remediation/Revelopment Other

Page 1 of 1

Facility/Project Name <u>Greentree Cleaners</u>		License/Permit/Monitoring Number	Boring Number <u>MW-8</u>
Boring Drilled By: Name of crew chief (first, last) and Firm First Name: <u>Derek</u> Last Name: <u>Stephenson</u> Firm: <u>FSP</u>		Date Drilling Started <u>09/12/2017</u> m m d d / y y y y	Date Drilling Completed <u>09/12/2017</u> m m d d / y y y y
WI Unique Well No.	DNR Well ID No.	Well Name <u>MW-8</u>	Drilling Method <u>Direct Push</u>
Local Grid Origin <input checked="" type="checkbox"/> (estimated: <input type="checkbox"/>) or Boring Location <input type="checkbox"/>		Final Static Water Level <u>13.11'</u> Feet MSL	Surface Elevation <u>63'</u> Feet MSL
State Plane <u>699350</u> N, <u>259421</u> E	Lat <u>42° 47' 10.85"</u>	Local Grid Location <input checked="" type="checkbox"/> N <input checked="" type="checkbox"/> E <input type="checkbox"/> S <input type="checkbox"/> W	
SE 1/4 of SW 1/4 of Section <u>20</u> , T <u>04</u> N, R <u>23E</u>		Long <u>87° 48' 26.05"</u>	<u>60'</u> Feet <input type="checkbox"/> S <u>36'</u> Feet <input type="checkbox"/> W
Facility ID <u>252138700</u>	County <u>Racine</u>	County Code <u>52</u>	Civil Town/City/ or Village <u>Racine</u>

Sample Number and Type	Length Att. & Recovered (in)	Blow Counts	Depth in Feet (Below ground surface)	Soil/Rock Description And Geologic Origin For Each Major Unit	USCS	Graphic Log	Well Diagram	PID/FID	Soil Properties					RQD/ Comments
									Compressive Strength	Moisture Content	Liquid Limit	Plasticity Index	P 200	
	<u>2 1/2'</u>			<u>Asphalt / Aggregate sandy gravelly clay</u>	<u>LL</u>			<u>LS</u>						
	<u>5'</u>			<u>silty clay, trace gravel</u>	<u>CL</u>			<u>LS</u>						
	<u>3 1/2'</u>							<u>LS</u>						
	<u>10'</u>							<u>LS</u>						
	<u>2 1/2'</u>							<u>LS</u>						
	<u>15'</u>			<u>Decrease in gravel</u>				<u>LS</u>		<u>dump</u>				
	<u>5 1/2'</u>							<u>LS</u>						
	<u>20'</u>			<u>clayey silt</u>	<u>ML</u>			<u>LS</u>		<u>saturated</u>				

I hereby certify that the information on this form is true and correct to the best of my knowledge.

Signature [Signature] Firm Apex Companies, LLC

This form is authorized by Chapters 281, 283, 289, 291, 292, 293, 295, and 299, Wis. Stats. Completion of this form is mandatory. Failure to file this form may result in forfeiture of between \$10 and \$25,000, or imprisonment for up to one year, depending on the program and conduct involved. Personally identifiable information on this form is not intended to be used for any other purpose. NOTE: See instructions for more information, including where the completed form should be sent.

Facility Name			Facility ID Number		License, Permit or Monitoring No.		Date		Completed By (Name and Firm)												
Green Tree Cleaners			Z52138700				10-13-17		Joe Becker, Apex Companies, LLC												
W1 Unique Well No	Well Name	DNR Well ID Number	Well Location	Dir.		Date Established	Well Casing		Elevations		Reference		Depths			Screen Length	Well Type	Well Status	Enf. Stds.	Grad- ient	Distance to Waste
				N E	S W		Diam.	Type	Top of Well Casing	Ground Surface	MSL (✓)	Site Datum (✓)	Screen Top	Initial Groundwater	Well Depth						
	Mw-1		108' 2'	✓	✓	8-9-17	2"	P	631.72'	632.10'	✓		9 1/2'	12.00'	14 1/2'	10'	11/mw	A	✓	D	6'
	Mw-2		146' 10'	✓	✓	8-10-17	2"	P	631.15'	631.45'	✓		9 1/2'	11.86'	19 1/2'	10'	11/mw	A	✓	D	35'
	Mw-3		137' 40'	✓	✓	8-10-17	2"	P	630.51'	630.79'	✓		9 1/2'	11.44'	19 1/2'	10'	11/mw	A	✓	D	52'
	Mw-4		97' 32'	✓	✓	8-9-17	2"	P	630.71'	631.05'	✓		9 1/2'	11.45'	19 1/2'	10'	11/mw	A	✓	D	42'
	Mw-5		108' 62'	✓	✓	8-9-17	2"	P	630.32'	630.54'	✓		9 1/2'	11.41'	19 1/2'	10'	11/mw	A	✓	D	70'
	Mw-6		142' 62'	✓	✓	8-10-17	2"	P	630.38'	630.65'	✓		10'	11.29'	20'	10'	11/mw	A	✓	D	79'
	Mw-7		110' 110'	✓	✓	8-10-17	2"	P	631.07'	631.40'	✓		9 1/2'	9.43'	19 1/2'	10'	11/mw	A	✓	U	22'
	Mw-8		60' 36'	✓	✓	9-12-17	2"	P	631.46'	631.69'	✓		10'	13.11'	20'	10'	11/mw	A	✓	S	66'

Location Coordinates Are:
 State Plane Coordinate Local Grid System
 Northern
 Central
 Southern

Grid Origin Location: (Check if estimated:)
 Lat. 42° 47' 10.85" Long. 87° 48' 26.05" or
 St. Plane 699350 ft. N. 259421 ft. E. C/N Zone

Remarks:

Completion of this form is mandatory under s. NR 507.14 and NR 110.25 Wis. Adm. Code. Failure to file this form may result in forfeiture of not less than \$10 nor more than \$5,000 for each day of violation. Personally identifiable information provided is intended to be used by the Department for the purposes related to the waste management program.

Route to: Watershed/Wastewater Waste Management
Remediation/Redevelopment Other

Facility/Project Name <u>Greentree Cleaners</u>	Local Grid Location of Well <u>108</u> ft. <input type="checkbox"/> N. <input type="checkbox"/> S. <u>2</u> ft. <input type="checkbox"/> E. <input checked="" type="checkbox"/> W.	Well Name <u>MW-1</u>
Facility License, Permit or Monitoring No.	Local Grid Origin <input checked="" type="checkbox"/> (estimated: <input type="checkbox"/>) or Well Location <input type="checkbox"/> Lat. <u>42° 47' 10.85"</u> Long. <u>87° 48' 26.05"</u> or	Wis. Unique Well No. _____ DNR Well ID No. _____
Facility ID <u>252138700</u>	St. Plane <u>699350</u> ft. N. <u>259421</u> ft. E. <input checked="" type="checkbox"/> S/C/N	Date Well Installed <u>08/09/2017</u> m m d d y y v v y
Type of Well Well Code <u>11/mw</u>	Section Location of Waste/Source <u>SE 1/4 of SW 1/4 of Sec 20 T. 04 N. R. 23</u> <input checked="" type="checkbox"/> E <input type="checkbox"/> W	Well Installed By: Name (first, last) and Firm <u>Derek Stephanson</u> <u>ESP</u>
Distance from Waste/Source <u>6</u> ft. <input type="checkbox"/> Apply <input checked="" type="checkbox"/>	Location of Well Relative to Waste/Source u <input type="checkbox"/> Upgradient s <input type="checkbox"/> Sidegradient d <input type="checkbox"/> Downgradient n <input type="checkbox"/> Not Known	Gov. Lot Number _____

<p>A. Protective pipe, top elevation <u>633.10</u> ft. MSL</p> <p>B. Well casing, top elevation <u>631.71</u> ft. MSL</p> <p>C. Land surface elevation <u>632.10</u> ft. MSL</p> <p>D. Surface seal, bottom _____ ft. MSL or _____ ft.</p>		<p>1. Cap and lock? <input checked="" type="checkbox"/> Yes <input type="checkbox"/> No</p> <p>2. Protective cover pipe: a. Inside diameter: <u>5.1</u> in. b. Length: <u>1</u> ft. c. Material: Steel <input checked="" type="checkbox"/> 04 Other <input type="checkbox"/></p> <p>d. Additional protection? <input type="checkbox"/> Yes <input checked="" type="checkbox"/> No If yes, describe: _____</p> <p>3. Surface seal: Bentonite <input type="checkbox"/> 30 Concrete <input checked="" type="checkbox"/> 01 Other <input type="checkbox"/></p> <p>4. Material between well casing and protective pipe: Concrete Bentonite <input type="checkbox"/> 30 Other <input checked="" type="checkbox"/></p> <p>5. Annular space seal: a. Granular/Chipped Bentonite <input checked="" type="checkbox"/> 33 b. _____ Lbs/gal mud weight ... Bentonite-sand slurry <input type="checkbox"/> 35 c. _____ Lbs/gal mud weight ... Bentonite slurry <input type="checkbox"/> 31 d. _____ % Bentonite ... Bentonite-cement grout <input type="checkbox"/> 50 e. _____ Ft³ volume added for any of the above f. How installed: Tremie <input type="checkbox"/> 01 Tremie pumped <input type="checkbox"/> 02 Gravity <input checked="" type="checkbox"/> 08</p> <p>6. Bentonite seal: a. Bentonite granules <input type="checkbox"/> 33 b. <input type="checkbox"/> 1/4 in. <input checked="" type="checkbox"/> 3/8 in. <input type="checkbox"/> 1/2 in. Bentonite chips <input checked="" type="checkbox"/> 32 c. Other <input type="checkbox"/></p> <p>7. Fine sand material: Manufacturer, product name & mesh size a. _____ b. Volume added _____ ft³</p> <p>8. Filter pack material: Manufacturer, product name & mesh size a. <u>1#5, 100</u> b. Volume added <u>3.9</u> ft³</p> <p>9. Well casing: Flush threaded PVC schedule 40 <input checked="" type="checkbox"/> 23 Flush threaded PVC schedule 80 <input type="checkbox"/> 24 Other <input type="checkbox"/></p> <p>10. Screen material: <u>same</u> a. Screen type: Factory cut <input checked="" type="checkbox"/> 11 Continuous slot <input type="checkbox"/> 01 Other <input type="checkbox"/></p> <p>b. Manufacturer <u>Geoprobe</u> c. Slot size: <u>0.01</u> in. d. Slotted length: <u>9 1/2</u> ft.</p> <p>11. Backfill material (below filter pack): None <input checked="" type="checkbox"/> 14 Other <input type="checkbox"/></p>
--	--	---

12. USCS classification of soil near screen:
GP GM GC GW SW SP
SM SC ML MH CL CH
Bedrock

13. Sieve analysis performed? Yes No

14. Drilling method used: Rotary 50
Hollow Stem Auger 41
Other

15. Drilling fluid used: Water 02 Air 01
Drilling Mud 03 None 99

16. Drilling additives used? Yes No
Describe _____

17. Source of water (attach analysis, if required): _____

E. Bentonite seal, top _____ ft. MSL or _____ ft.

F. Fine sand, top _____ ft. MSL or _____ ft.

G. Filter pack, top _____ ft. MSL or 7 1/2 ft.

H. Screen joint, top _____ ft. MSL or 9 1/2 ft.

I. Well bottom _____ ft. MSL or 19 1/2 ft.

J. Filter pack, bottom _____ ft. MSL or 19 1/2 ft.

K. Borehole, bottom _____ ft. MSL or 19 1/2 ft.

L. Borehole, diameter 8 in.

M. O.D. well casing 2.4 in.

N. I.D. well casing 2 in.

I hereby certify that the information on this form is true and correct to the best of my knowledge.

Signature [Signature] Firm Apex Companies, LLC

Please complete both Forms 4400-113A and 4400-113B and return them to the appropriate DNR office and bureau. Completion of these reports is required by chs. 160, 281, 283, 289, 291, 292, 293, 295, and 299, Wis. Stats., and ch. NR 141, Wis. Adm. Code. In accordance with chs. 281, 289, 291, 292, 293, 295, and 299, Wis. Stats., failure to file these forms may result in a forfeiture of between \$10 and \$25,000, or imprisonment for up to one year, depending on the program and conduct involved. Personally identifiable information on these forms is not intended to be used for any other purpose. NOTE: See the instructions for more information, including where the completed forms should be sent.

Route to: Watershed/Wastewater Waste Management
Remediation/Redevelopment Other

Facility/Project Name <u>Greentree Cleaners</u>	County Name <u>Racine</u>	Well Name <u>MW-1</u>
Facility License, Permit or Monitoring Number	County Code <u>52</u>	Wis. Unique Well Number _____
		DNR Well ID Number _____

1. Can this well be purged dry? Yes No
2. Well development method
- surged with bailer and bailed 41
 - surged with bailer and pumped 61
 - surged with block and bailed 42
 - surged with block and pumped 62
 - surged with block, bailed and pumped 70
 - compressed air 20
 - bailed only 10
 - pumped only 51
 - pumped slowly 50
 - Other _____
3. Time spent developing well 15 min.
4. Depth of well (from top of well casing) 19.5 ft.
5. Inside diameter of well 2.00 in.
6. Volume of water in filter pack and well casing 7.0 gal.
7. Volume of water removed from well 4.0 gal.
8. Volume of water added (if any) 0.0 gal.
9. Source of water added NA
10. Analysis performed on water added? Yes No
(If yes, attach results)

	Before Development	After Development
11. Depth to Water (from top of well casing)	a. <u>12.00</u> ft.	<u>15.0</u> ft.
Date	b. <u>08/14/2017</u> m m d d y y y y	<u>08/14/2017</u> m m d d y y y y
Time	c. <u>13:20</u> <input type="checkbox"/> a.m. <input checked="" type="checkbox"/> p.m.	<u>13:35</u> <input type="checkbox"/> a.m. <input checked="" type="checkbox"/> p.m.
12. Sediment in well bottom	<u>0.0</u> inches	<u>0.0</u> inches
13. Water clarity	Clear <input type="checkbox"/> 10 Turbid <input checked="" type="checkbox"/> 15 (Describe) <u>Brown</u>	Clear <input type="checkbox"/> 20 Turbid <input checked="" type="checkbox"/> 25 (Describe) <u>Brown</u>
Fill in if drilling fluids were used and well is at solid waste facility:		
14. Total suspended solids	_____ mg/l	_____ mg/l
15. COD	_____ mg/l	_____ mg/l
16. Well developed by: Name (first, last) and Firm		
First Name:	<u>Joe</u>	Last Name: <u>Becker</u>
Firm:	<u>Apex Companies, LLC</u>	

17. Additional comments on development:

Name and Address of Facility Contact/Owner/Responsible Party

First Name: _____ Last Name: _____

Facility/Firm: Greentree Centre/Phillips Edison

Street: 5131 Douglas Avenue, Unit D

City/State/Zip: Racine, WI

I hereby certify that the above information is true and correct to the best of my knowledge.

Signature: [Signature]

Print Name: Joe Becker

Firm: Apex Companies, LLC

NOTE: See instructions for more information including a list of county codes and well type codes.

Route to: Watershed/Wastewater Waste Management
Remediation/Redevelopment Other

Facility/Project Name <u>Greentree Cleaners</u>	Local Grid Location of Well <u>146</u> ft. <input checked="" type="checkbox"/> N. <input type="checkbox"/> S. <u>10</u> ft. <input type="checkbox"/> E. <input type="checkbox"/> W.	Well Name <u>MW-2</u>
Facility License, Permit or Monitoring No.	Local Grid Origin <input checked="" type="checkbox"/> (estimated: <input type="checkbox"/>) or Well Location <input type="checkbox"/> Lat. <u>42° 47' 10.95"</u> Long. <u>87° 48' 26.05"</u> or	Wis. Unique Well No. <u> </u> DNR Well ID No. <u> </u>
Facility ID <u>252138700</u>	St. Plane <u>699350</u> ft. N. <u>259421</u> ft. E. <input checked="" type="checkbox"/> C/N	Date Well Installed <u>08/01/2017</u> m m d d y y v v v
Type of Well Well Code <u>11/mw</u>	Section Location of Waste/Source <u>SE 1/4 of SW 1/4 of Sec. 20, T. 04 N. R. 23</u> <input checked="" type="checkbox"/> E <input type="checkbox"/> W	Well Installed By: Name (first, last) and Firm <u>Derek Stephenson</u> <u>ESP</u>
Distance from Waste/Source <u>35</u> ft.	Enf. Stds. Apply <input checked="" type="checkbox"/>	Location of Well Relative to Waste/Source u <input type="checkbox"/> Upgradient s <input type="checkbox"/> Sidegradient d <input checked="" type="checkbox"/> Downgradient n <input type="checkbox"/> Not Known
		Gov. Lot Number <u> </u>

A. Protective pipe, top elevation <u>631.45</u> ft. MSL	1. Cap and lock? <input checked="" type="checkbox"/> Yes <input type="checkbox"/> No
B. Well casing, top elevation <u>631.15</u> ft. MSL	2. Protective cover pipe: a. Inside diameter: <u>5.1</u> in. b. Length: <u>1</u> ft. c. Material: Steel <input checked="" type="checkbox"/> 04 Other <input type="checkbox"/>
C. Land surface elevation <u>631.45</u> ft. MSL	d. Additional protection? <input type="checkbox"/> Yes <input checked="" type="checkbox"/> No If yes, describe: <u> </u>
D. Surface seal, bottom <u> </u> ft. MSL or <u>1</u> ft.	3. Surface seal: Bentonite <input type="checkbox"/> 30 Concrete <input checked="" type="checkbox"/> 01 Other <input type="checkbox"/>
12. USCS classification of soil near screen: GP <input type="checkbox"/> GM <input type="checkbox"/> GC <input type="checkbox"/> GW <input type="checkbox"/> SW <input type="checkbox"/> SP <input checked="" type="checkbox"/> SM <input type="checkbox"/> SC <input type="checkbox"/> ML <input type="checkbox"/> MH <input type="checkbox"/> CL <input type="checkbox"/> CH <input type="checkbox"/> Bedrock <input type="checkbox"/>	4. Material between well casing and protective pipe: <u>Concrete</u> Bentonite <input type="checkbox"/> 30 Other <input checked="" type="checkbox"/>
13. Sieve analysis performed? <input checked="" type="checkbox"/> Yes <input type="checkbox"/> No	5. Annular space seal: a. Granular/Chipped Bentonite <input checked="" type="checkbox"/> 33 b. <u> </u> Lbs/gal mud weight... Bentonite-sand slurry <input type="checkbox"/> 35 c. <u> </u> Lbs/gal mud weight... Bentonite slurry <input type="checkbox"/> 31 d. <u> </u> % Bentonite... Bentonite-cement grout <input type="checkbox"/> 50 e. <u> </u> Ft ³ volume added for any of the above f. How installed: Tremie <input type="checkbox"/> 01 Tremie pumped <input type="checkbox"/> 02 Gravity <input checked="" type="checkbox"/> 08
14. Drilling method used: Rotary <input type="checkbox"/> 50 Hollow Stem Auger <input checked="" type="checkbox"/> 41 Other <input type="checkbox"/>	6. Bentonite seal: a. Bentonite granules <input type="checkbox"/> 33 b. <input type="checkbox"/> 1/4 in. <input checked="" type="checkbox"/> 3/8 in. <input type="checkbox"/> 1/2 in. Bentonite chips <input checked="" type="checkbox"/> 32 c. <u> </u> Other <input type="checkbox"/>
15. Drilling fluid used: Water <input type="checkbox"/> 02 Air <input type="checkbox"/> 01 Drilling Mud <input type="checkbox"/> 03 None <input checked="" type="checkbox"/> 99	7. Fine sand material: Manufacturer, product name & mesh size a. <u> </u> b. Volume added <u> </u> ft ³
16. Drilling additives used? <input type="checkbox"/> Yes <input checked="" type="checkbox"/> No	8. Filter pack material: Manufacturer, product name & mesh size a. <u>IES, 100</u> b. Volume added <u>3.9</u> ft ³
Describe <u> </u>	9. Well casing: Flush threaded PVC schedule 40 <input checked="" type="checkbox"/> 23 Flush threaded PVC schedule 80 <input type="checkbox"/> 24 Other <input type="checkbox"/>
17. Source of water (attach analysis, if required): <u> </u>	10. Screen material: <u>same</u> a. Screen type: Factory cut <input checked="" type="checkbox"/> 11 Continuous slot <input type="checkbox"/> 01 Other <input type="checkbox"/>
E. Bentonite seal, top <u> </u> ft. MSL or <u>1</u> ft.	b. Manufacturer <u>Geoprobe</u> c. Slot size: <u>0.01</u> in. d. Slotted length: <u>9 1/2</u> ft.
F. Fine sand, top <u> </u> ft. MSL or <u> </u> ft.	11. Backfill material (below filter pack): None <input checked="" type="checkbox"/> 14 Other <input type="checkbox"/>
G. Filter pack, top <u> </u> ft. MSL or <u>7 1/2</u> ft.	
H. Screen joint, top <u> </u> ft. MSL or <u>9 1/2</u> ft.	
I. Well bottom <u> </u> ft. MSL or <u>19 1/2</u> ft.	
J. Filter pack, bottom <u> </u> ft. MSL or <u>19 1/2</u> ft.	
K. Borehole, bottom <u> </u> ft. MSL or <u>19 1/2</u> ft.	
L. Borehole, diameter <u>8</u> in.	
M. O.D. well casing <u>2.4</u> in.	
N. I.D. well casing <u>2</u> in.	

I hereby certify that the information on this form is true and correct to the best of my knowledge.

Signature [Signature] Firm Apex Companies, LLC

Please complete both Forms 4400-113A and 4400-113B and return them to the appropriate DNR office and bureau. Completion of these reports is required by chs. 160, 281, 283, 289, 291, 292, 293, 295, and 299, Wis. Stats., and ch. NR 141, Wis. Adm. Code. In accordance with chs. 281, 289, 291, 292, 293, 295, and 299, Wis. Stats., failure to file these forms may result in a forfeiture of between \$10 and \$25,000, or imprisonment for up to one year, depending on the program and conduct involved. Personally identifiable information on these forms is not intended to be used for any other purpose. NOTE: See the instructions for more information, including where the completed forms should be sent.

Route to: Watershed/Wastewater Waste Management
Remediation/Redevelopment Other

Facility/Project Name <u>Green tree Cleaners</u>	County Name <u>Racine</u>	Well Name <u>MW-2</u>
Facility License, Permit or Monitoring Number	County Code <u>52</u>	Wis. Unique Well Number
		DNR Well ID Number

1. Can this well be purged dry? Yes No

2. Well development method
- surged with bailer and bailed 41
 - surged with bailer and pumped 61
 - surged with block and bailed 42
 - surged with block and pumped 62
 - surged with block, bailed and pumped 70
 - compressed air 20
 - bailed only 10
 - pumped only 51
 - pumped slowly 50
 - Other

3. Time spent developing well 15 min.

4. Depth of well (from top of well casing) 19.5 ft.

5. Inside diameter of well 2.00 in.

6. Volume of water in filter pack and well casing 8.0 gal.

7. Volume of water removed from well 4.5 gal.

8. Volume of water added (if any) 0.0 gal.

9. Source of water added NA

10. Analysis performed on water added? Yes No
(If yes, attach results)

17. Additional comments on development:

	Before Development	After Development
11. Depth to Water (from top of well casing)	a. <u>11.86</u> ft.	<u>10.0</u> ft.
Date	b. <u>08/14/2017</u> m m d d y y y y	<u>08/14/2017</u> m m d d y y y y
Time	c. <u>13:40</u> <input type="checkbox"/> a.m. <input checked="" type="checkbox"/> p.m.	<u>13:55</u> <input type="checkbox"/> a.m. <input checked="" type="checkbox"/> p.m.
12. Sediment in well bottom	<u>0.0</u> inches	<u>0.0</u> inches
13. Water clarity	Clear <input type="checkbox"/> 10 Turbid <input checked="" type="checkbox"/> 15 (Describe) <u>Brown</u>	Clear <input type="checkbox"/> 20 Turbid <input checked="" type="checkbox"/> 25 (Describe) <u>Brown</u>

Fill in if drilling fluids were used and well is at solid waste facility:

14. ~~Total suspended solids~~ _____ mg/l _____ mg/l

15. ~~COD~~ _____ mg/l _____ mg/l

16. Well developed by: Name (first, last) and Firm

First Name: Joe Last Name: Becker

Firm: Apex companies, LLC

Name and Address of Facility Contact /Owner/Responsible Party

First Name: _____ Last Name: _____

Facility/Firm: Greentree Centre / Phillips Edison

Street: 5131 Douglas Avenue, Unit D

City/State/Zip: Racine, WI

I hereby certify that the above information is true and correct to the best of my knowledge.

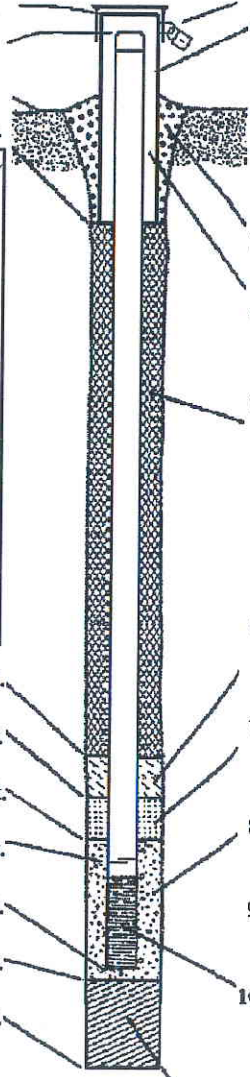
Signature: [Signature]

Print Name: Joe Becker

Firm: Apex Companies, LLC

Route to: Watershed/Wastewater Remediation/Redevelopment Waste Management Other

Facility/Project Name <u>Greentree Cleaners</u>	Local Grid Location of Well <u>137</u> ft. <input checked="" type="checkbox"/> N. <input type="checkbox"/> S. <u>40</u> ft. <input checked="" type="checkbox"/> E. <input type="checkbox"/> W.	Well Name <u>MU-3</u>
Facility License, Permit or Monitoring No.	Local Grid Origin <input checked="" type="checkbox"/> (estimated: <input type="checkbox"/>) or Well Location <input type="checkbox"/> Lat. <u>42° 47' 10.85"</u> Long. <u>87° 48' 26.05"</u> or	Wis. Unique Well No. <u> </u> DNR Well ID No. <u> </u>
Facility ID <u>252138700</u>	St. Plane <u>699350</u> ft. N. <u>259421</u> ft. E. <input checked="" type="checkbox"/> S/C/N	Date Well Installed <u>08/10/2017</u> m m d d y y v v y
Type of Well Well Code <u>111mw</u>	Section Location of Waste/Source <u>SE 1/4 of SW 1/4 of Sec. 20, T. 04 N, R. 23</u> <input checked="" type="checkbox"/> E <input type="checkbox"/> W	Well Installed By: Name (first, last) and Firm <u>Derek Stephenson</u> <u>ESP</u>
Distance from Waste/Source <u>52</u> ft.	Location of Well Relative to Waste/Source u <input type="checkbox"/> Upgradient s <input type="checkbox"/> Sidegradient d <input type="checkbox"/> Downgradient n <input type="checkbox"/> Not Known	Gov. Lot Number <u> </u>

<p>A. Protective pipe, top elevation <u>630.79</u> ft. MSL</p> <p>B. Well casing, top elevation <u>630.51</u> ft. MSL</p> <p>C. Land surface elevation <u>630.79</u> ft. MSL</p> <p>D. Surface seal, bottom <u> </u> ft. MSL or <u>1</u> ft.</p> <div style="border: 1px solid black; padding: 5px;"> <p>12. USCS classification of soil near screen: GP <input type="checkbox"/> GM <input type="checkbox"/> GC <input type="checkbox"/> GW <input type="checkbox"/> SW <input type="checkbox"/> SP <input checked="" type="checkbox"/> SM <input type="checkbox"/> SC <input type="checkbox"/> ML <input type="checkbox"/> MH <input type="checkbox"/> CL <input type="checkbox"/> CH <input type="checkbox"/> Bedrock <input type="checkbox"/></p> <p>13. Sieve analysis performed? <input type="checkbox"/> Yes <input checked="" type="checkbox"/> No</p> <p>14. Drilling method used: Rotary <input type="checkbox"/> 50 Hollow Stem Auger <input checked="" type="checkbox"/> 41 Other <input type="checkbox"/></p> <p>15. Drilling fluid used: Water <input type="checkbox"/> 02 Air <input type="checkbox"/> 01 Drilling Mud <input type="checkbox"/> 03 None <input checked="" type="checkbox"/> 99</p> <p>16. Drilling additives used? <input type="checkbox"/> Yes <input checked="" type="checkbox"/> No</p> <p>Describe <u> </u></p> <p>17. Source of water (attach analysis, if required): <u> </u></p> </div> <p>E. Bentonite seal, top <u> </u> ft. MSL or <u>1</u> ft.</p> <p>F. Fine sand, top <u> </u> ft. MSL or <u> </u> ft.</p> <p>G. Filter pack, top <u> </u> ft. MSL or <u>7 1/2</u> ft.</p> <p>H. Screen joint, top <u> </u> ft. MSL or <u>9 1/2</u> ft.</p> <p>I. Well bottom <u> </u> ft. MSL or <u>19 1/2</u> ft.</p> <p>J. Filter pack, bottom <u> </u> ft. MSL or <u>19 1/2</u> ft.</p> <p>K. Borehole, bottom <u> </u> ft. MSL or <u>19 1/2</u> ft.</p> <p>L. Borehole, diameter <u>8</u> in.</p> <p>M. O.D. well casing <u>2.4</u> in.</p> <p>N. I.D. well casing <u>2</u> in.</p>	 <p>1. Cap and lock? <input checked="" type="checkbox"/> Yes <input type="checkbox"/> No</p> <p>2. Protective cover pipe: a. Inside diameter: <u>5.1</u> in. b. Length: <u> </u> ft. c. Material: Steel <input checked="" type="checkbox"/> 04 Other <input type="checkbox"/></p> <p>d. Additional protection? <input type="checkbox"/> Yes <input checked="" type="checkbox"/> No If yes, describe: <u> </u></p> <p>3. Surface seal: Bentonite <input type="checkbox"/> 30 Concrete <input checked="" type="checkbox"/> 01 Other <input type="checkbox"/></p> <p>4. Material between well casing and protective pipe: Bentonite <input type="checkbox"/> 30 Other <input checked="" type="checkbox"/> <u>Concrete</u></p> <p>5. Annular space seal: a. Granular/Chipped Bentonite <input checked="" type="checkbox"/> 33 b. <u> </u> Lbs/gal mud weight... Bentonite-sand slurry <input type="checkbox"/> 35 c. <u> </u> Lbs/gal mud weight... Bentonite slurry <input type="checkbox"/> 31 d. <u> </u> % Bentonite... Bentonite-cement grout <input type="checkbox"/> 50 e. <u> </u> Ft³ volume added for any of the above f. How installed: Tremie <input type="checkbox"/> 01 Tremie pumped <input type="checkbox"/> 02 Gravity <input checked="" type="checkbox"/> 08</p> <p>6. Bentonite seal: a. Bentonite granules <input type="checkbox"/> 33 b. <input type="checkbox"/> 1/4 in. <input checked="" type="checkbox"/> 3/8 in. <input type="checkbox"/> 1/2 in. Bentonite chips <input checked="" type="checkbox"/> 32 c. Other <input type="checkbox"/></p> <p>7. Fine sand material: Manufacturer, product name & mesh size a. <u> </u> b. Volume added <u> </u> ft³</p> <p>8. Filter pack material: Manufacturer, product name & mesh size a. <u>IES, 100</u> b. Volume added <u>3-7</u> ft³</p> <p>9. Well casing: Flush threaded PVC schedule 40 <input checked="" type="checkbox"/> 23 Flush threaded PVC schedule 80 <input type="checkbox"/> 24 Other <input type="checkbox"/></p> <p>10. Screen material: <u>same</u> a. Screen type: Factory cut <input checked="" type="checkbox"/> 11 Continuous slot <input type="checkbox"/> 01 Other <input type="checkbox"/> b. Manufacturer <u>Geoprobe</u> c. Slot size: <u>0.01</u> in. d. Slotted length: <u>9 1/2</u> ft.</p> <p>11. Backfill material (below filter pack): None <input checked="" type="checkbox"/> 14 Other <input type="checkbox"/></p>
---	--

I hereby certify that the information on this form is true and correct to the best of my knowledge.

Signature [Signature] Firm Apex Companies, LLC

Please complete both Forms 4400-113A and 4400-113B and return them to the appropriate DNR office and bureau. Completion of these reports is required by chs. 160, 281, 283, 289, 291, 292, 293, 295, and 299, Wis. Stats., and ch. NR 141, Wis. Adm. Code. In accordance with chs. 281, 289, 291, 292, 293, 295, and 299, Wis. Stats., failure to file these forms may result in a forfeiture of between \$10 and \$25,000, or imprisonment for up to one year, depending on the program and conduct involved. Personally identifiable information on these forms is not intended to be used for any other purpose. NOTE: See the instructions for more information, including where the completed forms should be sent.

Route to: Watershed/Wastewater Waste Management
Remediation/Redevelopment Other

Facility/Project Name <u>Greentree Cleaners</u>	County Name <u>Racine</u>	Well Name <u>MW-3</u>	
Facility License, Permit or Monitoring Number	County Code <u>52</u>	Wis. Unique Well Number	DNR Well ID Number

1. Can this well be purged dry? Yes No

2. Well development method
- surged with bailer and bailed 41
 - surged with bailer and pumped 61
 - surged with block and bailed 42
 - surged with block and pumped 62
 - surged with block, bailed and pumped 70
 - compressed air 20
 - bailed only 10
 - pumped only 51
 - pumped slowly 50
 - Other

3. Time spent developing well 15 min.

4. Depth of well (from top of well casing) 19.5 ft.

5. Inside diameter of well 2.0 in.

6. Volume of water in filter pack and well casing 8.0 gal.

7. Volume of water removed from well 4.5 gal.

8. Volume of water added (if any) 0 gal.

9. Source of water added NA

10. Analysis performed on water added? Yes No
(If yes, attach results)

17. Additional comments on development:

	Before Development	After Development
11. Depth to Water (from top of well casing)	a. <u>11.44</u> ft.	<u>18.0</u> ft.
Date	b. <u>08/14/2017</u>	<u>08/14/2017</u>
Time	c. <u>14:00</u> <input type="checkbox"/> a.m. <input checked="" type="checkbox"/> p.m.	<u>14:15</u> <input type="checkbox"/> a.m. <input checked="" type="checkbox"/> p.m.
12. Sediment in well bottom	<u>0.0</u> inches	<u>0.0</u> inches
13. Water clarity	Clear <input type="checkbox"/> 10 Turbid <input checked="" type="checkbox"/> 15 (Describe) <u>Brown</u>	Clear <input type="checkbox"/> 20 Turbid <input checked="" type="checkbox"/> 25 (Describe) <u>Brown</u>

Fill in if drilling fluids were used and well is at solid waste facility:

14. ~~Total suspended solids~~ _____ mg/l _____ mg/l

15. ~~COD~~ _____ mg/l _____ mg/l

16. Well developed by: Name (first, last) and Firm

First Name: Joe Last Name: Becker

Firm: Apex Companies, LLC

Name and Address of Facility Contact /Owner/Responsible Party

First Name: _____ Last Name: _____

Facility/Firm: Greentree Centre/Phillips Edison

Street: 5131 Douglas Avenue, Unit D

City/State/Zip: Racine, WI

I hereby certify that the above information is true and correct to the best of my knowledge.

Signature: [Signature]

Print Name: Joe Becker

Firm: Apex Companies, LLC

Route to: Watershed/Wastewater Waste Management
Remediation/Redevelopment Other

Facility/Project Name <u>Greentree Cleaners</u>	Local Grid Location of Well <u>97</u> ft. <input checked="" type="checkbox"/> N. <u>32</u> ft. <input type="checkbox"/> E. <input type="checkbox"/> S. <input type="checkbox"/> W.	Well Name <u>mw-4</u>
Facility License, Permit or Monitoring No.	Local Grid Origin <input checked="" type="checkbox"/> (estimated: <input type="checkbox"/>) or Well Location <input type="checkbox"/> Lat. <u>42° 47' 10.85"</u> Long. <u>87° 48' 26.05"</u> or	Wis. Unique Well No. <u> </u> DNR Well ID No. <u> </u>
Facility ID <u>252139700</u>	St. Plane <u>699350</u> ft. N. <u>259421</u> ft. E. <input checked="" type="checkbox"/> C/N	Date Well Installed <u>08/09/2017</u> m m d d y y v v y
Type of Well Well Code <u>11 imw</u>	Section Location of Waste/Source <u>SE 1/4 of SW 1/4 of Sec. 20, T. 04, N. R. 23</u> <input type="checkbox"/> E/W	Well Installed By: Name (first, last) and Firm <u>Derek Stephenson</u> <u>ESP</u>
Distance from Waste/Source <u>42</u> ft.	Enf. Stds. Apply <input checked="" type="checkbox"/>	Location of Well Relative to Waste/Source u <input type="checkbox"/> Upgradient s <input type="checkbox"/> Sidegradient d <input checked="" type="checkbox"/> Downgradient n <input type="checkbox"/> Not Known
		Gov. Lot Number <u> </u>

<p>A. Protective pipe, top elevation <u>631.05</u> ft. MSL</p> <p>B. Well casing, top elevation <u>630.71</u> ft. MSL</p> <p>C. Land surface elevation <u>631.05</u> ft. MSL</p> <p>D. Surface seal, bottom <u> </u> ft. MSL or <u>1</u> ft.</p> <div style="border: 1px solid black; padding: 5px;"> <p>12. USCS classification of soil near screen: GP <input type="checkbox"/> GM <input type="checkbox"/> GC <input type="checkbox"/> GW <input type="checkbox"/> SW <input type="checkbox"/> SP <input checked="" type="checkbox"/> SM <input type="checkbox"/> SC <input type="checkbox"/> ML <input type="checkbox"/> MH <input type="checkbox"/> CL <input type="checkbox"/> CH <input type="checkbox"/> Bedrock <input type="checkbox"/></p> <p>13. Sieve analysis performed? <input checked="" type="checkbox"/> Yes <input type="checkbox"/> No</p> <p>14. Drilling method used: Rotary <input type="checkbox"/> 50 Hollow Stem Auger <input checked="" type="checkbox"/> 41 Other <input type="checkbox"/></p> <p>15. Drilling fluid used: Water <input type="checkbox"/> 02 Air <input type="checkbox"/> 01 Drilling Mud <input type="checkbox"/> 03 None <input checked="" type="checkbox"/> 99</p> <p>16. Drilling additives used? <input type="checkbox"/> Yes <input checked="" type="checkbox"/> No</p> <p>Describe <u> </u></p> <p>17. Source of water (attach analysis, if required): <u> </u></p> </div> <p>E. Bentonite seal, top <u> </u> ft. MSL or <u>1</u> ft.</p> <p>F. Fine sand, top <u> </u> ft. MSL or <u>7 1/2</u> ft.</p> <p>G. Filter pack, top <u> </u> ft. MSL or <u>7 1/2</u> ft.</p> <p>H. Screen joint, top <u> </u> ft. MSL or <u>9 1/2</u> ft.</p> <p>I. Well bottom <u> </u> ft. MSL or <u>19 1/2</u> ft.</p> <p>J. Filter pack, bottom <u> </u> ft. MSL or <u>19 1/2</u> ft.</p> <p>K. Borehole, bottom <u> </u> ft. MSL or <u>19 1/2</u> ft.</p> <p>L. Borehole, diameter <u>8</u> in.</p> <p>M. O.D. well casing <u>2.4</u> in.</p> <p>N. I.D. well casing <u>2</u> in.</p>	<p>1. Cap and lock? <input checked="" type="checkbox"/> Yes <input type="checkbox"/> No</p> <p>2. Protective cover pipe: a. Inside diameter: <u>5.1</u> in. b. Length: <u>4</u> ft. c. Material: Steel <input checked="" type="checkbox"/> 04 Other <input type="checkbox"/> d. Additional protection? <input type="checkbox"/> Yes <input checked="" type="checkbox"/> No If yes, describe: <u> </u></p> <p>3. Surface seal: Bentonite <input type="checkbox"/> 30 Concrete <input checked="" type="checkbox"/> 01 Other <input type="checkbox"/></p> <p>4. Material between well casing and protective pipe: <u>Concrete</u> Bentonite <input type="checkbox"/> 30 Other <input checked="" type="checkbox"/></p> <p>5. Annular space seal: a. Granular/Chipped Bentonite <input checked="" type="checkbox"/> 33 b. <u> </u> Lbs/gal mud weight... Bentonite-sand slurry <input type="checkbox"/> 35 c. <u> </u> Lbs/gal mud weight... Bentonite slurry <input type="checkbox"/> 31 d. <u> </u> % Bentonite... Bentonite-cement grout <input type="checkbox"/> 50 e. <u> </u> Ft³ volume added for any of the above f. How installed: Tremie <input type="checkbox"/> 01 Tremie pumped <input type="checkbox"/> 02 Gravity <input checked="" type="checkbox"/> 08</p> <p>6. Bentonite seal: a. Bentonite granules <input type="checkbox"/> 33 b. <input type="checkbox"/> 1/4 in. <input checked="" type="checkbox"/> 3/8 in. <input type="checkbox"/> 1/2 in. Bentonite chips <input checked="" type="checkbox"/> 32 c. <u> </u> Other <input type="checkbox"/></p> <p>7. Fine sand material: Manufacturer, product name & mesh size a. <u> </u> b. Volume added <u> </u> ft³</p> <p>8. Filter pack material: Manufacturer, product name & mesh size a. <u>100, 100</u> b. Volume added <u>3.9</u> ft³</p> <p>9. Well casing: Flush threaded PVC schedule 40 <input checked="" type="checkbox"/> 23 Flush threaded PVC schedule 80 <input type="checkbox"/> 24 Other <input type="checkbox"/></p> <p>10. Screen material: <u>same</u> a. Screen type: Factory cut <input checked="" type="checkbox"/> 11 Continuous slot <input type="checkbox"/> 01 Other <input type="checkbox"/> b. Manufacturer <u>Geoprobe</u> c. Slot size: <u>0.01</u> in. d. Slotted length: <u>9.5</u> ft.</p> <p>11. Backfill material (below filter pack): None <input checked="" type="checkbox"/> 14 Other <input type="checkbox"/></p>
---	---

I hereby certify that the information on this form is true and correct to the best of my knowledge.

Signature [Signature] Firm Apex Companies, LLC

Please complete both Forms 4400-113A and 4400-113B and return them to the appropriate DNR office and bureau. Completion of these reports is required by chs. 160, 281, 283, 289, 291, 292, 293, 295, and 299, Wis. Stats., and ch. NR 141, Wis. Adm. Code. In accordance with chs. 281, 289, 291, 292, 293, 295, and 299, Wis. Stats., failure to file these forms may result in a forfeiture of between \$10 and \$25,000, or imprisonment for up to one year, depending on the program and conduct involved. Personally identifiable information on these forms is not intended to be used for any other purpose. NOTE: See the instructions for more information, including where the completed forms should be sent.

Route to: Watershed/Wastewater Waste Management
Remediation/Redevelopment Other

Facility/Project Name <u>Greentree Cleaners</u>	County Name <u>Racine</u>	Well Name <u>MW-4</u>
Facility License, Permit or Monitoring Number	County Code <u>52</u>	Wis. Unique Well Number _____
		DNR Well ID Number _____

1. Can this well be purged dry? Yes No

2. Well development method
- surged with bailer and bailed 41
 - surged with bailer and pumped 61
 - surged with block and bailed 42
 - surged with block and pumped 62
 - surged with block, bailed and pumped 70
 - compressed air 20
 - bailed only 10
 - pumped only 51
 - pumped slowly 50
 - Other _____

3. Time spent developing well 15 min.

4. Depth of well (from top of well casing) 19.5 ft.

5. Inside diameter of well 2.00 in.

6. Volume of water in filter pack and well casing 7.5 gal.

7. Volume of water removed from well 4.5 gal.

8. Volume of water added (if any) 0 gal.

9. Source of water added _____

10. Analysis performed on water added? Yes No
(If yes, attach results)

17. Additional comments on development:

	Before Development	After Development
11. Depth to Water (from top of well casing)	a. <u>11.45</u> ft.	<u>16</u> ft.
Date	b. <u>08/14/2017</u>	<u>08/14/2017</u>
Time	c. <u>14:20</u> <input checked="" type="checkbox"/> p.m.	<u>14:35</u> <input checked="" type="checkbox"/> p.m.
12. Sediment in well bottom	<u>0</u> inches	<u>0</u> inches
13. Water clarity	Clear <input type="checkbox"/> 10 Turbid <input checked="" type="checkbox"/> 15 (Describe) <u>Brown</u>	Clear <input checked="" type="checkbox"/> 20 Turbid <input type="checkbox"/> 25 (Describe)

Fill in if drilling fluids were used and well is at solid waste facility:

14. Total suspended solids _____ mg/l _____ mg/l

15. COD _____ mg/l _____ mg/l

16. Well developed by: Name (first, last) and Firm

First Name: Joe Last Name: Becker

Firm: Apex Companies, LLC

Name and Address of Facility Contact /Owner/Responsible Party

First Name: _____ Last Name: _____

Facility/Firm: Greentree Centre/Phillips Edison

Street: 5131 Douglas Avenue

City/State/Zip: Racine, WI

I hereby certify that the above information is true and correct to the best of my knowledge.

Signature: _____


Print Name: Joe Becker

Firm: Apex Companies, LLC

Route to: Watershed/Wastewater Waste Management
Remediation/Redevelopment Other

Facility/Project Name <i>Greentree Cleaners</i>	Local Grid Location of Well <i>108</i> ft. <input type="checkbox"/> N. <i>62</i> ft. <input type="checkbox"/> E. <input type="checkbox"/> S. <input type="checkbox"/> W.	Well Name <i>MW-5</i>
Facility License, Permit or Monitoring No.	Local Grid Origin <input checked="" type="checkbox"/> (estimated: <input type="checkbox"/>) or Well Location <input type="checkbox"/> Lat. <i>42° 47' 10.85"</i> Long. <i>87° 48' 26.05"</i> or	Wis. Unique Well No. DNR Well ID No.
Facility ID <i>252138700</i>	St. Plane <i>699350</i> ft. N. <i>259421</i> ft. E. <input checked="" type="checkbox"/> S/C/N	Date Well Installed <i>08/09/2017</i> m m d d y y v v v y
Type of Well Well Code <i>111mw</i>	Section Location of Waste/Source <i>SE 1/4 of SW 1/4 of Sec. 20, T. 04 N, R. 23</i> <input type="checkbox"/> E <input checked="" type="checkbox"/> W	Well Installed By: Name (first, last) and Firm <i>Derek Stephenson</i> <i>ESP</i>
Distance from Waste/Source <i>70</i> ft.	Location of Well Relative to Waste/Source u <input type="checkbox"/> Upgradient s <input type="checkbox"/> Sidegradient d <input checked="" type="checkbox"/> Downgradient n <input type="checkbox"/> Not Known	

A. Protective pipe, top elevation <i>630.54</i> ft. MSL	1. Cap and lock? <input checked="" type="checkbox"/> Yes <input type="checkbox"/> No
B. Well casing, top elevation <i>630.32</i> ft. MSL	2. Protective cover pipe: a. Inside diameter: <i>5.1</i> in. b. Length: <i>1</i> ft. c. Material: Steel <input checked="" type="checkbox"/> 04 Other <input type="checkbox"/>
C. Land surface elevation <i>630.54</i> ft. MSL	d. Additional protection? <input type="checkbox"/> Yes <input checked="" type="checkbox"/> No If yes, describe: _____
D. Surface seal, bottom _____ ft. MSL or _____ ft.	3. Surface seal: Bentonite <input type="checkbox"/> 30 Concrete <input checked="" type="checkbox"/> 01 Other <input type="checkbox"/>
12. USCS classification of soil near screen: GP <input type="checkbox"/> GM <input type="checkbox"/> GC <input type="checkbox"/> GW <input type="checkbox"/> SW <input type="checkbox"/> SP <input checked="" type="checkbox"/> SM <input type="checkbox"/> SC <input type="checkbox"/> ML <input type="checkbox"/> MH <input type="checkbox"/> CL <input type="checkbox"/> CH <input type="checkbox"/> Bedrock <input type="checkbox"/>	4. Material between well casing and protective pipe: Bentonite <input type="checkbox"/> 30 Concrete <input checked="" type="checkbox"/> 01 Other <input type="checkbox"/>
13. Sieve analysis performed? <input checked="" type="checkbox"/> Yes <input type="checkbox"/> No	5. Annular space seal: a. Granular/Chipped Bentonite <input checked="" type="checkbox"/> 33 b. _____ Lbs/gal mud weight . . . Bentonite-sand slurry <input type="checkbox"/> 35 c. _____ Lbs/gal mud weight Bentonite slurry <input type="checkbox"/> 31 d. _____ % Bentonite Bentonite-cement grout <input type="checkbox"/> 50 e. _____ Ft ³ volume added for any of the above f. How installed: Tremie <input type="checkbox"/> 01 Tremie pumped <input type="checkbox"/> 02 Gravity <input checked="" type="checkbox"/> 08
14. Drilling method used: Rotary <input type="checkbox"/> 50 Hollow Stem Auger <input checked="" type="checkbox"/> 41 Other <input type="checkbox"/>	6. Bentonite seal: a. Bentonite granules <input type="checkbox"/> 33 b. <input type="checkbox"/> 1/4 in. <input checked="" type="checkbox"/> 3/8 in. <input type="checkbox"/> 1/2 in. Bentonite chips <input checked="" type="checkbox"/> 32 c. _____ Other <input type="checkbox"/>
15. Drilling fluid used: Water <input type="checkbox"/> 02 Air <input type="checkbox"/> 01 Drilling Mud <input type="checkbox"/> 03 None <input checked="" type="checkbox"/> 99	7. Fine sand material: Manufacturer, product name & mesh size a. _____ b. Volume added _____ ft ³
16. Drilling additives used? <input type="checkbox"/> Yes <input checked="" type="checkbox"/> No	8. Filter pack material: Manufacturer, product name & mesh size a. <i>IES, 100</i> b. Volume added <i>3.9</i> ft ³
Describe _____	9. Well casing: Flush threaded PVC schedule 40 <input checked="" type="checkbox"/> 23 Flush threaded PVC schedule 80 <input type="checkbox"/> 24 Other <input type="checkbox"/>
17. Source of water (attach analysis, if required): _____	10. Screen material: <i>same</i> a. Screen type: Factory cut <input checked="" type="checkbox"/> 11 Continuous slot <input type="checkbox"/> 01 Other <input type="checkbox"/>
E. Bentonite seal, top _____ ft. MSL or <i>1 7/8</i> ft.	b. Manufacturer <i>Geoprobe</i> c. Slot size: <i>0.01</i> in. d. Slotted length: <i>4 1/2</i> ft.
F. Fine sand, top _____ ft. MSL or _____ ft.	11. Backfill material (below filter pack): None <input checked="" type="checkbox"/> 14 Other <input type="checkbox"/>
G. Filter pack, top _____ ft. MSL or <i>7 1/2</i> ft.	
H. Screen joint, top _____ ft. MSL or <i>7 1/2</i> ft.	
I. Well bottom _____ ft. MSL or <i>19 1/2</i> ft.	
J. Filter pack, bottom _____ ft. MSL or <i>19 1/2</i> ft.	
K. Borehole, bottom _____ ft. MSL or <i>19 1/2</i> ft.	
L. Borehole, diameter <i>8</i> in.	
M. O.D. well casing <i>2.4</i> in.	
N. I.D. well casing <i>2</i> in.	



I hereby certify that the information on this form is true and correct to the best of my knowledge.
Signature *[Signature]* Firm *Apex Companies, LLC*

Please complete both Forms 4400-113A and 4400-113B and return them to the appropriate DNR office and bureau. Completion of these reports is required by chs. 160, 281, 283, 289, 291, 292, 293, 295, and 299, Wis. Stats., and ch. NR 141, Wis. Adm. Code. In accordance with chs. 281, 289, 291, 292, 293, 295, and 299, Wis. Stats., failure to file these forms may result in a forfeiture of between \$10 and \$25,000, or imprisonment for up to one year, depending on the program and conduct involved. Personally identifiable information on these forms is not intended to be used for any other purpose. NOTE: See the instructions for more information, including where the completed forms should be sent.

Route to: Watershed/Wastewater Waste Management
Remediation/Redevelopment Other

Facility/Project Name <u>Greentree Cleaners</u>	County Name <u>Racine</u>	Well Name <u>MW-5</u>	
Facility License, Permit or Monitoring Number	County Code <u>52</u>	Wis. Unique Well Number	DNR Well ID Number

1. Can this well be purged dry? Yes No

2. Well development method
- surged with bailer and bailed 41
 - surged with bailer and pumped 61
 - surged with block and bailed 42
 - surged with block and pumped 62
 - surged with block, bailed and pumped 70
 - compressed air 20
 - bailed only 10
 - pumped only 51
 - pumped slowly 50
 - Other

3. Time spent developing well 15 min.

4. Depth of well (from top of well casing) 19.5 ft.

5. Inside diameter of well 2.00 in.

6. Volume of water in filter pack and well casing 7.5 gal.

7. Volume of water removed from well 4.5 gal.

8. Volume of water added (if any) 0 gal.

9. Source of water added ~~_____~~

10. Analysis performed on water added? Yes No
(If yes, attach results)

17. Additional comments on development:

11. Depth to Water Before Development After Development

(from top of well casing) a. 11.41 ft. 17 ft.

Date b. 08/14/2017 08/14/2017
m m d d y y y y m m d d y y y y

Time c. 14:40 a.m. p.m. 14:55 a.m. p.m.

12. Sediment in well bottom 0 inches 0 inches

13. Water clarity Clear 10 Turbid 15
(Describe) Brown (Describe)

Fill in if drilling fluids were used and well is at solid waste facility:

14. ~~Total suspended solids~~ _____ mg/l _____ mg/l

15. ~~COD~~ _____ mg/l _____ mg/l

16. Well developed by: Name (first, last) and Firm

First Name: Joe Last Name: Becker

Firm: Apex Companies, LLC

Name and Address of Facility Contact /Owner/Responsible Party

First Name: _____ Last Name: _____

Facility/Firm: Green tree Centre / Phillips Edison

Street: 5131 Douglas Avenue

City/State/Zip: Racine, WI

I hereby certify that the above information is true and correct to the best of my knowledge.

Signature: _____

Print Name: Joe Becker

Firm: Apex Companies, LLC

Route to: Watershed/Wastewater Waste Management
Remediation/Redevelopment Other

Facility/Project Name <u>Greentree Cleaners</u>	Local Grid Location of Well <u>147</u> ft. <input checked="" type="checkbox"/> N. <u>62</u> ft. <input checked="" type="checkbox"/> E. <input type="checkbox"/> S. <input type="checkbox"/> W.	Well Name <u>MW-6</u>
Facility License, Permit or Monitoring No.	Local Grid Origin <input checked="" type="checkbox"/> (estimated: <input type="checkbox"/>) or Well Location <input type="checkbox"/> Lat. <u>42° 47' 10.85"</u> Long. <u>87° 48' 26.05"</u> or	Wis. Unique Well No. _____ DNR Well ID No. _____
Facility ID <u>252138700</u>	St. Plane <u>699350</u> ft. N. <u>259421</u> ft. E. <input checked="" type="checkbox"/> S/C/N	Date Well Installed <u>08/10/2017</u> m m d d y y v v v y
Type of Well Well Code <u>11, mw</u>	Section Location of Waste/Source <u>SE 1/4 of SW 1/4 of Sec. 20, T. 04 N, R. 23</u> <input checked="" type="checkbox"/> E <input type="checkbox"/> W	Well Installed By: Name (first, last) and Firm <u>Derek Stephenson</u> <u>ESP</u>
Distance from Waste/Source <u>79</u> ft.	Location of Well Relative to Waste/Source u <input type="checkbox"/> Upgradient s <input type="checkbox"/> Sidegradient d <input checked="" type="checkbox"/> Downgradient n <input type="checkbox"/> Not Known	Gov. Lot Number _____

A. Protective pipe, top elevation <u>630.65</u> ft. MSL	1. Cap and lock? <input checked="" type="checkbox"/> Yes <input type="checkbox"/> No
B. Well casing, top elevation <u>630.38</u> ft. MSL	2. Protective cover pipe: a. Inside diameter: <u>5.1</u> in. b. Length: <u>1</u> ft. c. Material: Steel <input checked="" type="checkbox"/> 04 Other <input type="checkbox"/>
C. Land surface elevation <u>630.65</u> ft. MSL	d. Additional protection? <input type="checkbox"/> Yes <input checked="" type="checkbox"/> No If yes, describe: _____
D. Surface seal, bottom _____ ft. MSL or <u>1</u> ft.	3. Surface seal: Bentonite <input type="checkbox"/> 30 Concrete <input checked="" type="checkbox"/> 01 Other <input type="checkbox"/>
12. USCS classification of soil near screen: GP <input type="checkbox"/> GM <input type="checkbox"/> GC <input type="checkbox"/> GW <input type="checkbox"/> SW <input type="checkbox"/> SP <input checked="" type="checkbox"/> SM <input type="checkbox"/> SC <input type="checkbox"/> ML <input type="checkbox"/> MH <input type="checkbox"/> CL <input type="checkbox"/> CH <input type="checkbox"/> Bedrock <input type="checkbox"/>	4. Material between well casing and protective pipe: <u>Concrete</u> Bentonite <input type="checkbox"/> 30 Other <input checked="" type="checkbox"/>
13. Sieve analysis performed? <input checked="" type="checkbox"/> Yes <input type="checkbox"/> No	5. Annular space seal: a. Granular/Chipped Bentonite <input checked="" type="checkbox"/> 33 b. _____ Lbs/gal mud weight ... Bentonite-sand slurry <input type="checkbox"/> 35 c. _____ Lbs/gal mud weight ... Bentonite slurry <input type="checkbox"/> 31 d. _____ % Bentonite ... Bentonite-cement grout <input type="checkbox"/> 50 e. _____ Ft ³ volume added for any of the above
14. Drilling method used: Rotary <input type="checkbox"/> 50 Hollow Stem Auger <input checked="" type="checkbox"/> 41 Other <input type="checkbox"/>	f. How installed: Tremie <input type="checkbox"/> 01 Tremie pumped <input checked="" type="checkbox"/> 02 Gravity <input checked="" type="checkbox"/> 08
15. Drilling fluid used: Water <input type="checkbox"/> 02 Air <input type="checkbox"/> 01 Drilling Mud <input type="checkbox"/> 03 None <input checked="" type="checkbox"/> 99	6. Bentonite seal: a. Bentonite granules <input type="checkbox"/> 33 b. <input type="checkbox"/> 1/4 in. <input checked="" type="checkbox"/> 3/8 in. <input type="checkbox"/> 1/2 in. Bentonite chips <input checked="" type="checkbox"/> 32 c. _____ Other <input type="checkbox"/>
16. Drilling additives used? <input type="checkbox"/> Yes <input checked="" type="checkbox"/> No	7. Fine sand material: Manufacturer, product name & mesh size a. _____ b. Volume added _____ ft ³
Describe _____	8. Filter pack material: Manufacturer, product name & mesh size a. <u>IES, 100</u> b. Volume added <u>3.9</u> ft ³
17. Source of water (attach analysis, if required): _____	9. Well casing: Flush threaded PVC schedule 40 <input checked="" type="checkbox"/> 23 Flush threaded PVC schedule 80 <input type="checkbox"/> 24 Other <input type="checkbox"/>
E. Bentonite seal, top _____ ft. MSL or <u>1</u> ft.	10. Screen material: <u>same</u> a. Screen type: Factory cut <input checked="" type="checkbox"/> 11 Continuous slot <input type="checkbox"/> 01 Other <input type="checkbox"/>
F. Fine sand , top _____ ft. MSL or _____ ft.	b. Manufacturer <u>Geoprobe</u> c. Slot size: <u>0.02</u> in. d. Slotted length: <u>9 1/2</u> ft.
G. Filter pack, top _____ ft. MSL or <u>8 1/2</u> ft.	11. Backfill material (below filter pack): None <input checked="" type="checkbox"/> 14 Other <input type="checkbox"/>
H. Screen joint, top _____ ft. MSL or <u>10 1/2</u> ft.	
I. Well bottom _____ ft. MSL or <u>20 1/2</u> ft.	
J. Filter pack, bottom _____ ft. MSL or <u>20 1/2</u> ft.	
K. Borehole, bottom _____ ft. MSL or <u>20 1/4</u> ft.	
L. Borehole, diameter <u>8</u> in.	
M. O.D. well casing <u>3.4</u> in.	
N. I.D. well casing <u>2</u> in.	

I hereby certify that the information on this form is true and correct to the best of my knowledge.

Signature [Signature] Firm Apex Companies, LLC

Route to: Watershed/Wastewater Waste Management
Remediation/Redevelopment Other

Facility/Project Name <u>Green tree Cleaners</u>	County Name <u>Racine</u>	Well Name <u>MW-6</u>
Facility License, Permit or Monitoring Number	County Code <u>52</u>	Wis. Unique Well Number _____
		DNR Well ID Number _____

1. Can this well be purged dry? Yes No
2. Well development method
- surged with bailer and bailed 41
 - surged with bailer and pumped 61
 - surged with block and bailed 42
 - surged with block and pumped 62
 - surged with block, bailed and pumped 70
 - compressed air 20
 - bailed only 10
 - pumped only 51
 - pumped slowly 50
 - Other _____
3. Time spent developing well 15 min.
4. Depth of well (from top of well casing) 20.0 ft.
5. Inside diameter of well 2.00 in.
6. Volume of water in filter pack and well casing 8.5 gal.
7. Volume of water removed from well 4.5 gal.
8. Volume of water added (if any) 0 gal.
9. Source of water added _____
10. Analysis performed on water added? Yes No
(If yes, attach results)

	Before Development	After Development
11. Depth to Water (from top of well casing)	a. <u>11.29</u> ft.	<u>16</u> ft.
Date	b. <u>08/14/2017</u> m m d d y y y y	<u>08/14/2017</u> m m d d y y y y
Time	c. <u>15:00</u> <input type="checkbox"/> a.m. <input checked="" type="checkbox"/> p.m.	<u>15:15</u> <input type="checkbox"/> a.m. <input checked="" type="checkbox"/> p.m.
12. Sediment in well bottom	<u>0</u> inches	<u>0</u> inches
13. Water clarity	Clear <input type="checkbox"/> 10 Turbid <input checked="" type="checkbox"/> 15 (Describe) <u>Brown</u>	Clear <input checked="" type="checkbox"/> 20 Turbid <input type="checkbox"/> 25 (Describe)
Fill in if drilling fluids were used and well is at solid waste facility:		
14. Total suspended solids	<u>X</u> _____ mg/l	_____ mg/l
15. COD	<u>X</u> _____ mg/l	_____ mg/l
16. Well developed by: Name (first, last) and Firm		
First Name:	<u>Joe</u>	Last Name: <u>Becker</u>
Firm:	<u>Apex Companies, LLC</u>	

17. Additional comments on development:

Name and Address of Facility Contact/Owner/Responsible Party

First Name: _____ Last Name: _____

Facility/Firm: Green tree Centre/Phillip Edison

Street: 5131 Douglas Avenue

City/State/Zip: Racine, WI

I hereby certify that the above information is true and correct to the best of my knowledge.

Signature: _____

Print Name: Joe Becker

Firm: Apex Companies, LLC

NOTE: See instructions for more information including a list of county codes and well type codes.

Route to: Watershed/Wastewater Waste Management
Remediation/Redevelopment Other

Facility/Project Name <i>Greentree Cleaners</i>	Local Grid Location of Well 110 ft. <input checked="" type="checkbox"/> N. <input type="checkbox"/> S. 110 ft. <input type="checkbox"/> E. <input checked="" type="checkbox"/> W.	Well Name <i>mw-7</i>
Facility License, Permit or Monitoring No. <i>252138700</i>	Local Grid Origin <input checked="" type="checkbox"/> (estimated: <input type="checkbox"/>) or Well Location Lat. <i>42° 47' 10.85"</i> Long. <i>87° 48' 26.05"</i>	Wis. Unique Well No. <input type="checkbox"/> DNR Well ID No. <input type="checkbox"/>
Facility ID <i>252138700</i>	St. Planc <i>699350</i> ft. N. <i>259421</i> ft. E. <input checked="" type="checkbox"/> C/N	Date Well Installed <i>08/10/2017</i>
Type of Well Well Code <i>11, mw</i>	Section Location of Waste/Source <i>SE 1/4 of SW 1/4 of Sec. 20, T. 04 N, R. 23</i>	Well Installed By: Name (first, last) and Firm <i>Derek Stephenson ESP</i>
Distance from Waste/Source <i>22</i> ft.	Enf. Stds. Apply <input checked="" type="checkbox"/>	
	Location of Well Relative to Waste/Source u <input checked="" type="checkbox"/> Upgradient s <input type="checkbox"/> Sidegradient d <input type="checkbox"/> Downgradient n <input type="checkbox"/> Not Known	

A. Protective pipe, top elevation *631.40* ft. MSL

B. Well casing, top elevation *631.07* ft. MSL

C. Land surface elevation *631.40* ft. MSL

D. Surface seal, bottom _____ ft. MSL or _____ ft.

12. USCS classification of soil near screen:
 GP GM GC GW SW SP
 SM SC ML MH CL CH
 Bedrock

13. Sieve analysis performed? Yes No

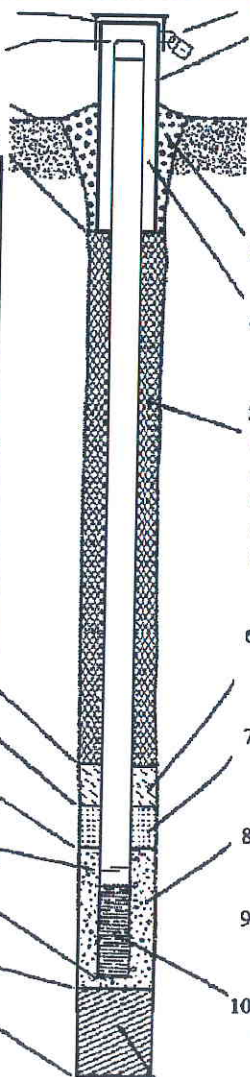
14. Drilling method used:
 Rotary 50
 Hollow Stem Auger 41
 Other

15. Drilling fluid used: Water 02 Air 01
 Drilling Mud 03 None 99

16. Drilling additives used? Yes No

Describe _____

17. Source of water (attach analysis, if required): _____



1. Cap and lock? Yes No

2. Protective cover pipe:
 a. Inside diameter: *5.1* in.
 b. Length: _____ ft.
 c. Material: Steel 04
 Other

d. Additional protection? Yes No
 If yes, describe: _____

3. Surface seal: Bentonite 30
 Concrete 01
 Other

4. Material between well casing and protective pipe:
 Bentonite 30
 Concrete
 Other

5. Annular space seal:
 a. Granular/Chipped Bentonite 33
 b. _____ Lbs/gal mud weight... Bentonite-sand slurry 35
 c. _____ Lbs/gal mud weight... Bentonite slurry 31
 d. _____ % Bentonite... Bentonite-cement grout 50
 e. _____ Ft³ volume added for any of the above
 f. How installed: Tremie 01
 Tremie pumped 02
 Gravity 08

6. Bentonite seal:
 a. Bentonite granules 33
 b. 1/4 in. 3/8 in. 1/2 in. Bentonite chips 32
 c. _____ Other

7. Fine sand material: Manufacturer, product name & mesh size
 a. _____
 b. Volume added _____ ft³

8. Filter pack material: Manufacturer, product name & mesh size
 a. *FE 5, 100*
 b. Volume added *3.9* ft³

9. Well casing: Flush threaded PVC schedule 40 23
 Flush threaded PVC schedule 80 24
 Other

10. Screen material: *Same*
 a. Screen type: Factory cut 11
 Continuous slot 01
 Other
 b. Manufacturer *Geoprobe*
 c. Slot size: *0.01* in.
 d. Slotted length: *9* ft.

11. Backfill material (below filter pack): None 14
 Other

E. Bentonite seal, top _____ ft. MSL or *1* ft.

F. Fine sand, top _____ ft. MSL or _____ ft.

G. Filter pack, top _____ ft. MSL or *7 1/2* ft.

H. Screen joint, top _____ ft. MSL or *9 1/2* ft.

I. Well bottom _____ ft. MSL or *19 1/2* ft.

J. Filter pack, bottom _____ ft. MSL or *19 1/2* ft.

K. Borehole, bottom _____ ft. MSL or *19 1/2* ft.

L. Borehole, diameter *8* in.

M. O.D. well casing *2.4* in.

N. I.D. well casing *2* in.

I hereby certify that the information on this form is true and correct to the best of my knowledge.

Signature *[Signature]* Firm *Apex Companies, LLC*

Please complete both Forms 4400-113A and 4400-113B and return them to the appropriate DNR office and bureau. Completion of these reports is required by chs. 160, 281, 283, 289, 291, 292, 293, 295, and 299, Wis. Stats., and ch. NR 141, Wis. Adm. Code. In accordance with chs. 281, 289, 291, 292, 293, 295, and 299, Wis. Stats., failure to file these forms may result in a forfeiture of between \$10 and \$25,000, or imprisonment for up to one year, depending on the program and conduct involved. Personally identifiable information on these forms is not intended to be used for any other purpose. NOTE: See the instructions for more information, including where the completed forms should be sent.

Route to: Watershed/Wastewater Waste Management
Remediation/Redevelopment Other

Facility/Project Name <u>Greentree Cleaners</u>	County Name <u>Racine</u>	Well Name <u>MW-7</u>
Facility License, Permit or Monitoring Number	County Code <u>52</u>	Wis. Unique Well Number _____
		DNR Well ID Number _____

1. Can this well be purged dry? Yes No

2. Well development method
- surged with bailer and bailed 41
 - surged with bailer and pumped 61
 - surged with block and bailed 42
 - surged with block and pumped 62
 - surged with block, bailed and pumped 70
 - compressed air 20
 - bailed only 10
 - pumped only 51
 - pumped slowly 50
 - Other _____

3. Time spent developing well 15 min.

4. Depth of well (from top of well casing) 195 ft.

5. Inside diameter of well 2.00 in.

6. Volume of water in filter pack and well casing 93 gal.

7. Volume of water removed from well 50 gal.

8. Volume of water added (if any) 0 gal.

9. Source of water added _____

10. Analysis performed on water added? Yes No
(If yes, attach results)

17. Additional comments on development:

	Before Development	After Development
11. Depth to Water (from top of well casing)	a. <u>9.43</u> ft.	<u>17</u> ft.
Date	b. <u>08/14/2017</u>	<u>08/14/2017</u>
Time	c. <u>15:20</u> <input type="checkbox"/> a.m. <input checked="" type="checkbox"/> p.m.	<u>15:35</u> <input type="checkbox"/> a.m. <input checked="" type="checkbox"/> p.m.
12. Sediment in well bottom	<u>0</u> inches	<u>0</u> inches
13. Water clarity	Clear <input checked="" type="checkbox"/> 10 Turbid <input checked="" type="checkbox"/> 15 (Describe) <u>Brown</u>	Clear <input checked="" type="checkbox"/> 20 Turbid <input type="checkbox"/> 25 (Describe)

Fill in if drilling fluids were used and well is at solid waste facility:

14. Total suspended solids --- mg/l --- mg/l

15. COD --- mg/l --- mg/l

16. Well developed by: Name (first, last) and Firm

First Name: Joe Last Name: Becker

Firm: Apex Companies, LLC

Name and Address of Facility Contact /Owner/Responsible Party

First Name: _____ Last Name: _____

Facility/Firm: Greentree Centre/Phillips Edison

Street: 5131 Douglas Avenue

City/State/Zip: Racine, WI

I hereby certify that the above information is true and correct to the best of my knowledge.

Signature: _____

Print Name: Joe Becker

Firm: Apex Companies, LLC

Facility/Project Name <i>Greentree Cleaners</i>	Local Grid Location of Well <i>60</i> ft. <input checked="" type="checkbox"/> N. <i>36</i> ft. <input checked="" type="checkbox"/> E. <input type="checkbox"/> S. <input type="checkbox"/> W.	Well Name <i>mw-8</i>
Facility License, Permit or Monitoring No.	Local Grid Origin <input checked="" type="checkbox"/> (estimated: <input type="checkbox"/>) or Well Location <input type="checkbox"/> Lat. <i>42° 47' 10.85"</i> Long. <i>87° 48' 26.05"</i> or	Wis. Unique Well No. DNR WellID No.
Facility ID <i>252138700</i>	St. Plane <i>699350</i> ft. N. <i>259421</i> ft. E. <input checked="" type="checkbox"/> S. <input checked="" type="checkbox"/> W.	Date Well Installed <i>09/21/2017</i> m m d d y y y y
Type of Well Well Code <i>11, mw</i>	Section Location of Waste/Source <i>SE 1/4 of SW 1/4 of Sec. 20 T. 04 N. R. 23</i> <input checked="" type="checkbox"/> E. <input checked="" type="checkbox"/> W.	Well Installed By: Name (first, last) and Firm <i>Derek Stephenson</i> <i>ESP</i>
Distance from Waste/Source <i>66</i> ft.	Location of Well Relative to Waste/Source u <input type="checkbox"/> Upgradient s <input checked="" type="checkbox"/> Sidegradient d <input type="checkbox"/> Downgradient n <input type="checkbox"/> Not Known	
Enf. Stds. Apply <input checked="" type="checkbox"/>	Gov. Lot Number	

A. Protective pipe, top elevation <i>631.69</i> ft. MSL		1. Cap and lock? <input checked="" type="checkbox"/> Yes <input type="checkbox"/> No
B. Well casing, top elevation <i>631.46</i> ft. MSL		2. Protective cover pipe: a. Inside diameter: <i>5.1</i> in. b. Length: <i>---</i> ft. c. Material: Steel <input checked="" type="checkbox"/> 04 Other <input type="checkbox"/>
C. Land surface elevation <i>631.69</i> ft. MSL		d. Additional protection? <input type="checkbox"/> Yes <input checked="" type="checkbox"/> No If yes, describe: _____
D. Surface seal, bottom <i>---</i> ft. MSL or <i>---</i> ft.		3. Surface seal: Bentonite <input type="checkbox"/> 30 Concrete <input checked="" type="checkbox"/> 01 Other <input type="checkbox"/>
12. USCS classification of soil near screen: GP <input type="checkbox"/> GM <input type="checkbox"/> GC <input type="checkbox"/> GW <input type="checkbox"/> SW <input type="checkbox"/> SP <input type="checkbox"/> SM <input type="checkbox"/> SC <input type="checkbox"/> ML <input type="checkbox"/> MH <input type="checkbox"/> CL <input type="checkbox"/> CH <input type="checkbox"/> Bedrock <input type="checkbox"/>		4. Material between well casing and protective pipe: <i>Concrete</i> Bentonite <input type="checkbox"/> 30 Other <input checked="" type="checkbox"/>
13. Sieve analysis performed? <input checked="" type="checkbox"/> Yes <input type="checkbox"/> No		5. Annular space seal: a. Granular/Chipped Bentonite <input checked="" type="checkbox"/> 33 b. <i>---</i> Lbs/gal mud weight... Bentonite-sand slurry <input type="checkbox"/> 35 c. <i>---</i> Lbs/gal mud weight... Bentonite slurry <input type="checkbox"/> 31 d. <i>---</i> % Bentonite... Bentonite-cement grout <input type="checkbox"/> 50 e. <i>---</i> Ft ³ volume added for any of the above f. How installed: Tremie <input type="checkbox"/> 01 Tremie pumped <input type="checkbox"/> 02 Gravity <input checked="" type="checkbox"/> 08
14. Drilling method used: Rotary <input type="checkbox"/> 50 Hollow Stem Auger <input checked="" type="checkbox"/> 41 Other <input type="checkbox"/>		6. Bentonite seal: a. Bentonite granules <input type="checkbox"/> 33 b. <input type="checkbox"/> 1/4 in. <input checked="" type="checkbox"/> 3/8 in. <input type="checkbox"/> 1/2 in. Bentonite chips <input checked="" type="checkbox"/> 32 c. Other <input type="checkbox"/>
15. Drilling fluid used: Water <input type="checkbox"/> 02 Air <input type="checkbox"/> 01 Drilling Mud <input type="checkbox"/> 03 None <input checked="" type="checkbox"/> 99		7. Fine sand material: Manufacturer, product name & mesh size a. _____ b. Volume added <i>---</i> ft ³
16. Drilling additives used? <input type="checkbox"/> Yes <input checked="" type="checkbox"/> No		8. Filter pack material: Manufacturer, product name & mesh size a. <i>ES, 100</i> b. Volume added <i>3.9</i> ft ³
Describe _____		9. Well casing: Flush threaded PVC schedule 40 <input checked="" type="checkbox"/> 23 Flush threaded PVC schedule 80 <input type="checkbox"/> 24 Other <input type="checkbox"/>
17. Source of water (attach analysis, if required): _____		10. Screen material: <i>Screen</i> a. Screen type: Factory cut <input checked="" type="checkbox"/> 11 Continuous slot <input type="checkbox"/> 01 Other <input type="checkbox"/>
E. Bentonite seal, top <i>---</i> ft. MSL or <i>1</i> ft.		b. Manufacturer <i>Geo probe</i> c. Slot size: <i>0.01</i> in. d. Slotted length: <i>1 1/4</i> ft.
F. Fine sand, top <i>---</i> ft. MSL or <i>---</i> ft.		11. Backfill material (below filter pack): None <input checked="" type="checkbox"/> 14 Other <input type="checkbox"/>
G. Filter pack, top <i>---</i> ft. MSL or <i>2 1/2</i> ft.		
H. Screen joint, top <i>---</i> ft. MSL or <i>9 1/2</i> ft.		
I. Well bottom <i>---</i> ft. MSL or <i>19 1/2</i> ft.		
J. Filter pack, bottom <i>---</i> ft. MSL or <i>1 1/2</i> ft.		
K. Borehole, bottom <i>---</i> ft. MSL or <i>19 1/2</i> ft.		
L. Borehole, diameter <i>2</i> in.		
M. O.D. well casing <i>2.4</i> in.		
N. I.D. well casing <i>2</i> in.		

I hereby certify that the information on this form is true and correct to the best of my knowledge.
Signature *[Signature]* Firm *Apex Companies, LLC*

Please complete both Forms 4400-113A and 4400-113B and return them to the appropriate DNR office and bureau. Completion of these reports is required by chs. 160, 281, 283, 289, 291, 292, 293, 295, and 299, Wis. Stats., and ch. NR 141, Wis. Adm. Code. In accordance with chs. 281, 289, 291, 292, 293, 295, and 299, Wis. Stats., failure to file these forms may result in a forfeiture of between \$10 and \$25,000, or imprisonment for up to one year, depending on the program and conduct involved. Personally identifiable information on these forms is not intended to be used for any other purpose. NOTE: See the instructions for more information, including where the completed forms should be sent.

Route to: Watershed/Wastewater Waste Management
Remediation/Redevelopment Other

Facility/Project Name <u>Greentree Cleaners</u>	County Name <u>Racine</u>	Well Name <u>MW-8</u>	
Facility License, Permit or Monitoring Number	County Code <u>52</u>	Wis. Unique Well Number	DNR Well ID Number

1. Can this well be purged dry? Yes No

2. Well development method
- surged with bailer and bailed 41
 - surged with bailer and pumped 61
 - surged with block and bailed 42
 - surged with block and pumped 62
 - surged with block, bailed and pumped 70
 - compressed air 20
 - bailed only 10
 - pumped only 51
 - pumped slowly 50
 - Other _____

3. Time spent developing well 15 min.

4. Depth of well (from top of well casing) 20.0 ft.

5. Inside diameter of well 2.00 in.

6. Volume of water in filter pack and well casing 6.5 gal.

7. Volume of water removed from well 4.5 gal.

8. Volume of water added (if any) 0 gal.

9. Source of ~~water~~ added _____

10. Analysis performed on water added? Yes No
(If yes, attach results)

17. Additional comments on development:

	Before Development	After Development
11. Depth to Water (from top of well casing)	a. <u>17.11</u> ft.	<u>16.00</u> ft.
Date	b. <u>09/13/2017</u> m m d d y y y y	<u>09/13/2017</u> m m d d y y y y
Time	c. <u>12:00</u> <input type="checkbox"/> a.m. <input checked="" type="checkbox"/> p.m.	<u>12:15</u> <input type="checkbox"/> a.m. <input checked="" type="checkbox"/> p.m.
12. Sediment in well bottom	<u>0</u> inches	<u>0</u> inches
13. Water clarity	Clear <input type="checkbox"/> 10 Turbid <input checked="" type="checkbox"/> 15 (Describe) <u>Brown</u>	Clear <input checked="" type="checkbox"/> 20 Turbid <input type="checkbox"/> 25 (Describe)

Fill in if drilling fluids were used and well is at solid waste facility:

14. Total suspended solids ~~mg/l~~ _____ mg/l

15. COD ~~mg/l~~ _____ mg/l

16. Well developed by: Name (first, last) and Firm

First Name: Joe Last Name: Becker

Firm: Apex Companies, LLC

Name and Address of Facility Contact/Owner/Responsible Party

First Name: _____ Last Name: _____
Name: _____

Facility/Firm: Greentree Centre/Phillips Edison

Street: 5131 Douglas Avenue

City/State/Zip: Racine, WI

I hereby certify that the above information is true and correct to the best of my knowledge.

Signature: _____

Print Name: Joe Becker

Firm: Apex Companies, LLC

Appendix D
Groundwater Elevation Measurements & Slug Test Analysis

Groundwater Elevation Measurements
Greentree Centre
5131 Douglas Avenue, Unit D, Racine, Racine County, Wisconsin

Apex Project No.: PECO_2017-67

Well Number	Top of Casing Elevation (ft - MSL)	Well Depth (ft)	Screened Interval (ft)	Date	Depth to Groundwater (ft)	Groundwater Elevation (ft - MSL)	Difference (ft)
MW-1	631.72	19.5	9.5 to 19.5	August 14, 2017	12.00	619.72	--
				August 16, 2017	12.20	619.52	-0.20
				September 15, 2017	12.72	619.00	-0.52
MW-2	631.15	19.5	9.5 to 19.5	August 14, 2017	11.86	619.29	--
				August 16, 2017	11.77	619.38	0.09
				September 15, 2017	12.25	618.90	-0.48
MW-3	630.51	19.5	9.5 to 19.5	August 14, 2017	11.44	619.07	--
				August 16, 2017	11.61	618.90	-0.17
				September 15, 2017	12.11	618.40	-0.50
MW-4	630.71	19.5	9.5 to 19.5	August 14, 2017	11.45	619.26	--
				August 16, 2017	11.58	619.13	-0.13
				September 15, 2017	12.13	618.58	-0.55
MW-5	630.32	19.5	9.5 to 19.5	August 14, 2017	11.41	618.91	--
				August 16, 2017	11.50	618.82	-0.09
				September 15, 2017	12.03	618.29	-0.53
MW-6	630.38	20	10 to 20	August 14, 2017	11.29	619.09	--
				August 16, 2017	11.41	618.97	-0.12
				September 15, 2017	11.96	618.42	-0.55
MW-7	631.07	19.5	9.5 to 19.5	August 14, 2017	9.43	621.64	--
				August 16, 2017	9.21	621.86	0.22
				September 15, 2017	9.48	621.59	-0.27
MW-8	631.46	20	10 to 20	August 14, 2017	--	--	--
				August 16, 2017	--	--	--
				September 15, 2017	13.11	618.35	--

Notes: MSL - Mean Sea Level

Greentree Centre
5131 Douglas Avenue, Unit D
Racine, Wisconsin
Apex Project No.: PECO_2017-67

Results of Hydraulic Slug Testing: MW-1

WELL INFORMATION

Well ID:	MW-1
Date:	Tuesday, September 12, 2017
Test No.:	1
Start Time:	14:00
Test Type:	Rising Head
Test Method:	Bail down
Ground Elev.:	632.10 feet AMSL
TOC Elev.:	631.72 feet AMSL
Lithology:	4 inches asphalt; 4 inches aggregate; gravelly sand (SW) to a depth of 2 feet bgs; silty clay (CL)/clayey silt (ML) with trace gravel to a depth of 7 feet bgs; silty clay (CL) with trace gravel to a depth of 20 feet bgs, the maximum depth explored. A 3 inch silty sand (SM) lens was observed at 16 feet bgs.

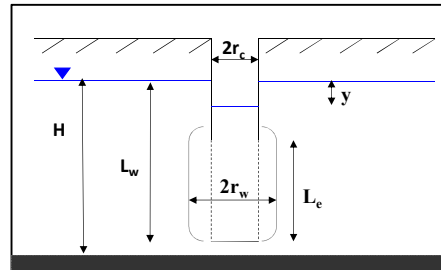
INPUT PARAMETERS

Well Construction:	
Borehole Radius (r_w) =	4 inch
Casing Radius (r_c) =	1 inch
Screen Length (L_s) =	10 feet
Screen Slot Open =	0.01 inch
Filter Pack:	8 to 20 feet bgs 00 Silica Sand
Annular Fill:	Bentonite
Depths:	
Well =	20 feet bgs
Stabilized Water Level (L_w) =	6.98 feet
Top of Screen =	10 feet bgs
Top of Aquifer =	2 feet bgs
Base of Aquifer (H) =	20 feet bgs
Dimensionless Parameters	
$\log(L_w/r_w) =$	1.5
A =	2.5
B =	0.4
C =	2.1

CALCULATIONS

Effective Radius of Influence (Partially Penetrating)	
$\ln(R_e/r_w) =$	2.61
Slope =	-1.08E-04

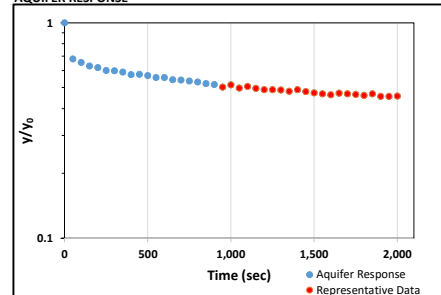
WELL DIAGRAM



BOUWER & RICE SLUG TEST EQUATIONS¹

Hydraulic Conductivity	
$K = \frac{r_c^2 \ln\left(\frac{R_e}{r_w}\right)}{2L_w} \frac{1}{t} \ln \frac{y_0}{y_t}$	
Effective Radius of Influence Partially Penetrating Well ($L_w < H$):	
$\ln\left(\frac{R_e}{r_w}\right) = \left[\frac{1.1}{\ln\left(\frac{L_w}{r_w}\right)} + \frac{A + B \ln\left(\frac{H - L_w}{r_w}\right)}{\left(\frac{L_e}{r_w}\right)} \right]^{-1}$	
Fully Penetrating Well ($L_w = H$):	
$\ln\left(\frac{R_e}{r_w}\right) = \left[\frac{1.1}{\ln\left(\frac{L_w}{r_w}\right)} + \frac{C}{\left(\frac{L_e}{r_w}\right)} \right]^{-1}$	

AQUIFER RESPONSE



AQUIFER RESPONSE

Time (sec)	Hydraulic Head (ft)	y (ft)	y/y ₀ (ft)
0	6.61	0.37	1.00
50	6.73	0.25	0.68
100	6.74	0.24	0.65
150	6.75	0.23	0.63
200	6.75	0.23	0.62
250	6.76	0.22	0.60
300	6.76	0.22	0.60
350	6.76	0.22	0.59
400	6.77	0.21	0.57
450	6.77	0.21	0.58
500	6.77	0.21	0.57
550	6.77	0.21	0.56
600	6.77	0.21	0.56
650	6.78	0.20	0.54
700	6.78	0.20	0.54
750	6.78	0.20	0.54
800	6.78	0.20	0.53
850	6.79	0.19	0.52
900	6.79	0.19	0.52
950	6.79	0.19	0.50
1,000	6.79	0.19	0.51
1,050	6.80	0.18	0.50
1,100	6.79	0.19	0.51
1,150	6.80	0.18	0.49
1,200	6.80	0.18	0.49
1,250	6.80	0.18	0.49
1,300	6.80	0.18	0.49
1,350	6.80	0.18	0.48
1,400	6.80	0.18	0.49
1,450	6.80	0.18	0.48
1,500	6.81	0.18	0.47
1,550	6.81	0.17	0.47
1,600	6.81	0.17	0.46
1,650	6.81	0.17	0.47
1,700	6.81	0.17	0.47
1,750	6.81	0.17	0.46
1,800	6.81	0.17	0.46
1,850	6.81	0.17	0.47
1,900	6.81	0.17	0.45
1,950	6.81	0.17	0.45
2,000	6.81	0.17	0.46

RESULTS

Hydraulic Conductivity	
K =	9.78E-08 feet/second
	2.98E-06 centimeters/second

¹ Bouwer, Herman. 1989. The Bouwer and Rice Slug Test - An Update. Ground Water, Vol. 27, No. 3: 304-309.

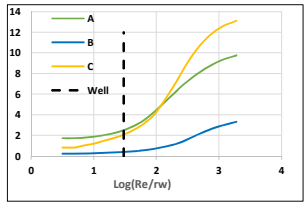
Greentree Centre
5131 Douglas Avenue, Unit D
Racine, Wisconsin
Apex Project No.: PECO_2017-67
Results of Hydraulic Slug Testing: MW-3

WELL INFORMATION

Well ID:	MW-3
Date:	Tuesday, September 12, 2017
Test No.:	1
Start Time:	13:15
Test Type:	Rising Head
Test Method:	Bail down
Ground Elev.:	630.79 feet AMSL
TOC Elev.:	630.51 feet AMSL
Lithology:	4 inches asphalt; 4 inches aggregate; silty clay (CL) with gravel to a depth of 15 feet bgs, where refusal was encountered. 3 inches of asphalt fill was encountered at a depth of 4-1/2 feet bgs.

INPUT PARAMETERS

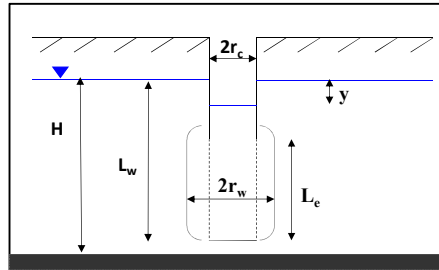
Well Construction:	
Borehole Radius (r_w) =	4 inch
Casing Radius (r_c) =	1 inch
Screen Length (L_s) =	10 feet
Screen Slot Open =	0.01 inch
Filter Pack:	7-1/2 to 19-1/2 feet bgs 00 Silica Sand
Annular Fill:	Bentonite
Depths:	
Well =	19 1/2 feet bgs
Stabilized Water Level (L_w) =	7.82 feet
Top of Screen =	9.5 feet bgs
Top of Aquifer =	1 feet bgs
Base of Aquifer (H) =	19.5 feet bgs
Dimensionless Parameters	
$\log(L_w/r_w)$ =	1.5
A =	2.5
B =	0.4
C =	2.1



CALCULATIONS

Effective Radius of Influence (Partially Penetrating)	
$\ln(R_e/r_w)$ =	2.66
Slope =	-1.93E-03

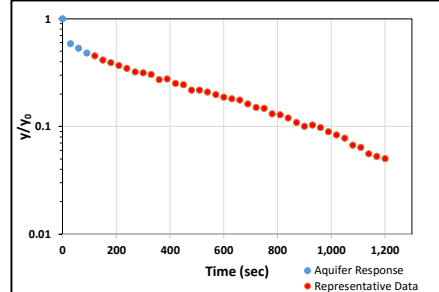
WELL DIAGRAM



BOUWER & RICE SLUG TEST EQUATIONS¹

Hydraulic Conductivity	
$K = \frac{r_c^2 \ln\left(\frac{R_e}{r_w}\right)}{2L_w} \frac{1}{t} \ln \frac{y_0}{y_t}$	
Effective Radius of Influence	
Partially Penetrating Well ($L_w < H$):	
$\ln\left(\frac{R_e}{r_w}\right) = \left[\frac{1.1}{\ln\left(\frac{L_w}{r_w}\right)} + \frac{A + B \ln\left(\frac{H - L_w}{r_w}\right)}{\left(\frac{L_w}{r_w}\right)} \right]^{-1}$	
Fully Penetrating Well ($L_w = H$):	
$\ln\left(\frac{R_e}{r_w}\right) = \left[\frac{1.1}{\ln\left(\frac{L_w}{r_w}\right)} + \frac{C}{\left(\frac{L_w}{r_w}\right)} \right]^{-1}$	

AQUIFER RESPONSE



AQUIFER RESPONSE

Time (sec)	Hydraulic Head (ft)	y (ft)	y/y ₀ (ft)
0	7.46	0.36	1.00
30	7.61	0.21	0.58
60	7.63	0.19	0.53
90	7.65	0.17	0.48
120	7.66	0.16	0.45
150	7.67	0.15	0.41
180	7.68	0.14	0.39
210	7.69	0.13	0.37
240	7.70	0.12	0.34
270	7.71	0.12	0.32
300	7.71	0.11	0.31
330	7.71	0.11	0.30
360	7.72	0.10	0.27
390	7.72	0.10	0.28
420	7.73	0.09	0.25
450	7.73	0.09	0.24
480	7.74	0.08	0.22
510	7.74	0.08	0.22
540	7.75	0.08	0.21
570	7.75	0.07	0.20
600	7.75	0.07	0.19
630	7.76	0.07	0.18
660	7.76	0.06	0.18
690	7.76	0.06	0.16
720	7.77	0.05	0.15
750	7.77	0.05	0.15
780	7.77	0.05	0.13
810	7.77	0.05	0.13
840	7.78	0.04	0.12
870	7.78	0.04	0.11
900	7.78	0.04	0.10
930	7.78	0.04	0.10
960	7.79	0.04	0.10
990	7.79	0.03	0.09
1,020	7.79	0.03	0.08
1,050	7.79	0.03	0.08
1,080	7.80	0.02	0.07
1,110	7.80	0.02	0.06
1,140	7.80	0.02	0.06
1,170	7.80	0.02	0.05
1,200	7.80	0.02	0.05

RESULTS

Hydraulic Conductivity	
K =	1.78E-06 feet/second
	5.44E-05 centimeters/second

¹ Bouwer, Herman. 1989. The Bouwer and Rice Slug Test - An Update. Ground Water, Vol. 27, No. 3: 304-309.

Greentree Centre
5131 Douglas Avenue, Unit D
Racine, Wisconsin
Apex Project No.: PECO_2017-67
Results of Hydraulic Slug Testing: MW-5

WELL INFORMATION

Well ID:	MW-5
Date:	Tuesday, September 12, 2017
Test No.:	1
Start Time:	12:25
Test Type:	Rising Head
Test Method:	Bail down
Ground Elev.:	630.54 feet AMSL
TOC Elev.:	630.32 feet AMSL
Lithology:	4 inches asphalt; 4 inches aggregate; silty clay (CL) with gravel to a depth of 3 feet bgs; gravelly sand (SW) with aggregate to a depth of 4 feet bgs; silty clay (CL) with gravel to a depth of 15 feet bgs, where refusal was encountered.

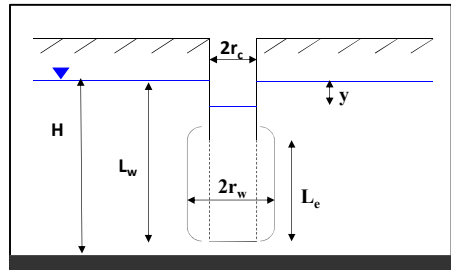
INPUT PARAMETERS

Well Construction:	
Borehole Radius (r_w) =	4 inch
Casing Radius (r_c) =	1 inch
Screen Length (L_w) =	10 feet
Screen Slot Open =	0.01 inch
Filter Pack:	7-1/2 to 19-1/2 feet bgs 00 Silica Sand
Annular Fill:	Bentonite
Depths:	
Well =	19 1/2 feet bgs
Stabilized Water Level (L_w) =	7.77 feet
Top of Screen =	9.5 feet bgs
Top of Aquifer =	4 feet bgs
Base of Aquifer (H) =	19.5 feet bgs
Dimensionless Parameters	
$\log(L_w/r_w)$ =	1.5
A =	2.5
B =	0.4
C =	2.1

CALCULATIONS

Effective Radius of Influence (Partially Penetrating)	
$\ln(R_e/r_w)$ =	2.66
Slope =	-2.67E-04

WELL DIAGRAM



BOUWER & RICE SLUG TEST EQUATIONS¹

Hydraulic Conductivity

$$K = \frac{r_c^2 \ln\left(\frac{R_e}{r_w}\right)}{2L_w} \frac{1}{t} \ln \frac{y_0}{y_t}$$

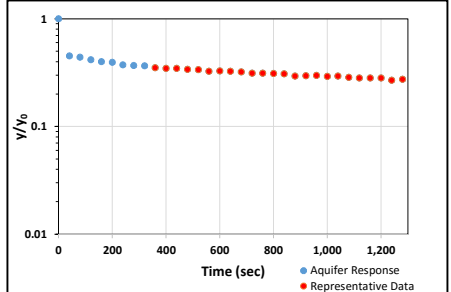
Effective Radius of Influence
Partially Penetrating Well ($L_w < H$):

$$\ln\left(\frac{R_e}{r_w}\right) = \left[\frac{1.1}{\ln\left(\frac{L_w}{r_w}\right)} + \frac{A + B \ln\left(\frac{H - L_w}{r_w}\right)}{\left(\frac{L_c}{r_w}\right)} \right]^{-1}$$

Fully Penetrating Well ($L_w = H$):

$$\ln\left(\frac{R_e}{r_w}\right) = \left[\frac{1.1}{\ln\left(\frac{L_w}{r_w}\right)} + \left(\frac{C}{r_w}\right) \right]^{-1}$$

AQUIFER RESPONSE



AQUIFER RESPONSE

Time (sec)	Hydraulic Head (ft)	y (ft)	y/y ₀ (ft)
0	7.36	0.41	1.00
40	7.58	0.19	0.45
80	7.59	0.18	0.44
120	7.60	0.17	0.42
160	7.61	0.16	0.40
200	7.61	0.16	0.39
240	7.62	0.15	0.37
280	7.62	0.15	0.37
320	7.62	0.15	0.37
360	7.63	0.15	0.35
400	7.63	0.14	0.35
440	7.63	0.14	0.35
480	7.63	0.14	0.34
520	7.63	0.14	0.34
560	7.64	0.13	0.32
600	7.64	0.14	0.33
640	7.64	0.13	0.32
680	7.64	0.13	0.32
720	7.64	0.13	0.31
760	7.64	0.13	0.31
800	7.64	0.13	0.31
840	7.64	0.13	0.31
880	7.65	0.12	0.29
920	7.65	0.12	0.30
960	7.65	0.12	0.30
1,000	7.65	0.12	0.29
1,040	7.65	0.12	0.29
1,080	7.65	0.12	0.29
1,120	7.65	0.12	0.28
1,160	7.65	0.12	0.28
1,200	7.65	0.12	0.28
1,240	7.66	0.11	0.27
1,280	7.66	0.11	0.27
1,320	7.66	0.11	0.27
1,360	7.66	0.11	0.27
1,400	7.66	0.11	0.26
1,440	7.66	0.11	0.26
1,480	7.66	0.11	0.26
1,520	7.67	0.10	0.25
1,560	7.67	0.10	0.25
1,600	7.67	0.11	0.25

RESULTS

Hydraulic Conductivity	
K =	2.47E-07 feet/second
	7.51E-06 centimeters/second

¹ Bouwer, Herman. 1989. The Bouwer and Rice Slug Test - An Update. Ground Water, Vol. 27, No. 3: 304-309.

Appendix E
Laboratory Reports

June 27, 2017

Joe Becker
Apex Companies, LLC
1701 East Woodfield Road
Suite 333
Schaumburg, IL 60173

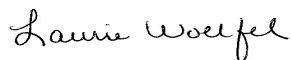
RE: Project: PECO-2016-78B GREEN TREE CNTR
Pace Project No.: 40151790

Dear Joe Becker:

Enclosed are the analytical results for sample(s) received by the laboratory on June 16, 2017. The results relate only to the samples included in this report. Results reported herein conform to the most current, applicable TNI/NELAC standards and the laboratory's Quality Assurance Manual, where applicable, unless otherwise noted in the body of the report.

If you have any questions concerning this report, please feel free to contact me.

Sincerely,



Laurie Woelfel
laurie.woelfel@pacelabs.com
(920)469-2436
Project Manager

Enclosures

cc: Steve Newlin, Apex Companies, LLC



REPORT OF LABORATORY ANALYSIS

This report shall not be reproduced, except in full,
without the written consent of Pace Analytical Services, LLC.

CERTIFICATIONS

Project: PECO-2016-78B GREEN TREE CNTR

Pace Project No.: 40151790

Green Bay Certification IDs

1241 Bellevue Street, Green Bay, WI 54302

Florida/NELAP Certification #: E87948

Illinois Certification #: 200050

Kentucky UST Certification #: 82

Louisiana Certification #: 04168

Minnesota Certification #: 055-999-334

New York Certification #: 12064

North Dakota Certification #: R-150

Virginia VELAP ID: 460263

South Carolina Certification #: 83006001

Texas Certification #: T104704529-14-1

Wisconsin Certification #: 405132750

Wisconsin DATCP Certification #: 105-444

USDA Soil Permit #: P330-16-00157

Federal Fish & Wildlife Permit #: LE51774A-0

REPORT OF LABORATORY ANALYSIS

This report shall not be reproduced, except in full,
without the written consent of Pace Analytical Services, LLC.

SAMPLE SUMMARY

Project: PECO-2016-78B GREEN TREE CNTR

Pace Project No.: 40151790

Lab ID	Sample ID	Matrix	Date Collected	Date Received
40151790001	TW-1	Water	06/14/17 11:10	06/16/17 10:05
40151790002	TW-3	Water	06/14/17 11:20	06/16/17 10:05
40151790003	TW-1 @ 5'	Solid	06/13/17 10:30	06/16/17 10:05
40151790004	TW-2 @ 10'	Solid	06/13/17 11:00	06/16/17 10:05
40151790005	TW-3 @	Solid	06/13/17 10:00	06/16/17 10:05

REPORT OF LABORATORY ANALYSIS

This report shall not be reproduced, except in full,
without the written consent of Pace Analytical Services, LLC.

SAMPLE ANALYTE COUNT

Project: PECO-2016-78B GREEN TREE CNTR
Pace Project No.: 40151790

Lab ID	Sample ID	Method	Analysts	Analytes Reported	Laboratory
40151790001	TW-1	EPA 8260	HNW	64	PASI-G
40151790002	TW-3	EPA 8260	HNW	64	PASI-G
40151790003	TW-1 @ 5'	EPA 8260	MDS	64	PASI-G
		ASTM D2974-87	AH	1	PASI-G
40151790005	TW-3 @	EPA 8260	MDS	64	PASI-G
		ASTM D2974-87	AH	1	PASI-G

REPORT OF LABORATORY ANALYSIS

This report shall not be reproduced, except in full,
without the written consent of Pace Analytical Services, LLC.

SUMMARY OF DETECTION

Project: PECO-2016-78B GREEN TREE CNTR

Pace Project No.: 40151790

Lab Sample ID Method	Client Sample ID Parameters	Result	Units	Report Limit	Analyzed	Qualifiers
40151790001	TW-1					
EPA 8260	Vinyl chloride	8.4	ug/L	1.0	06/21/17 00:36	
EPA 8260	cis-1,2-Dichloroethene	4.4	ug/L	1.0	06/21/17 00:36	
EPA 8260	trans-1,2-Dichloroethene	0.64J	ug/L	1.0	06/21/17 00:36	
40151790002	TW-3					
EPA 8260	Tetrachloroethene	82.9	ug/L	1.0	06/21/17 00:58	
EPA 8260	Trichloroethene	15.4	ug/L	1.0	06/21/17 00:58	
EPA 8260	Vinyl chloride	7.9	ug/L	1.0	06/21/17 00:58	
EPA 8260	cis-1,2-Dichloroethene	25.5	ug/L	1.0	06/21/17 00:58	
EPA 8260	trans-1,2-Dichloroethene	1.7	ug/L	1.0	06/21/17 00:58	
40151790003	TW-1 @ 5'					
EPA 8260	Methylene Chloride	512	ug/kg	66.9	06/23/17 14:19	
ASTM D2974-87	Percent Moisture	10.3	%	0.10	06/22/17 15:57	
40151790005	TW-3 @					
EPA 8260	Methylene Chloride	371	ug/kg	83.9	06/23/17 14:41	
ASTM D2974-87	Percent Moisture	28.5	%	0.10	06/22/17 16:15	

REPORT OF LABORATORY ANALYSIS

This report shall not be reproduced, except in full,
without the written consent of Pace Analytical Services, LLC.

ANALYTICAL RESULTS

Project: PECO-2016-78B GREEN TREE CNTR

Pace Project No.: 40151790

Sample: TW-1 **Lab ID: 40151790001** Collected: 06/14/17 11:10 Received: 06/16/17 10:05 Matrix: Water

Parameters	Results	Units	LOQ	LOD	DF	Prepared	Analyzed	CAS No.	Qual
8260 MSV Analytical Method: EPA 8260									
1,1,1,2-Tetrachloroethane	<0.18	ug/L	1.0	0.18	1		06/21/17 00:36	630-20-6	
1,1,1-Trichloroethane	<0.50	ug/L	1.0	0.50	1		06/21/17 00:36	71-55-6	
1,1,2,2-Tetrachloroethane	<0.25	ug/L	1.0	0.25	1		06/21/17 00:36	79-34-5	
1,1,2-Trichloroethane	<0.20	ug/L	1.0	0.20	1		06/21/17 00:36	79-00-5	
1,1-Dichloroethane	<0.24	ug/L	1.0	0.24	1		06/21/17 00:36	75-34-3	
1,1-Dichloroethene	<0.41	ug/L	1.0	0.41	1		06/21/17 00:36	75-35-4	
1,1-Dichloropropene	<0.44	ug/L	1.0	0.44	1		06/21/17 00:36	563-58-6	
1,2,3-Trichlorobenzene	<2.1	ug/L	5.0	2.1	1		06/21/17 00:36	87-61-6	
1,2,3-Trichloropropane	<0.50	ug/L	1.0	0.50	1		06/21/17 00:36	96-18-4	
1,2,4-Trichlorobenzene	<2.2	ug/L	5.0	2.2	1		06/21/17 00:36	120-82-1	
1,2,4-Trimethylbenzene	<0.50	ug/L	1.0	0.50	1		06/21/17 00:36	95-63-6	
1,2-Dibromo-3-chloropropane	<2.2	ug/L	5.0	2.2	1		06/21/17 00:36	96-12-8	
1,2-Dibromoethane (EDB)	<0.18	ug/L	1.0	0.18	1		06/21/17 00:36	106-93-4	
1,2-Dichlorobenzene	<0.50	ug/L	1.0	0.50	1		06/21/17 00:36	95-50-1	
1,2-Dichloroethane	<0.17	ug/L	1.0	0.17	1		06/21/17 00:36	107-06-2	
1,2-Dichloropropane	<0.23	ug/L	1.0	0.23	1		06/21/17 00:36	78-87-5	
1,3,5-Trimethylbenzene	<0.50	ug/L	1.0	0.50	1		06/21/17 00:36	108-67-8	
1,3-Dichlorobenzene	<0.50	ug/L	1.0	0.50	1		06/21/17 00:36	541-73-1	
1,3-Dichloropropane	<0.50	ug/L	1.0	0.50	1		06/21/17 00:36	142-28-9	
1,4-Dichlorobenzene	<0.50	ug/L	1.0	0.50	1		06/21/17 00:36	106-46-7	
2,2-Dichloropropane	<0.48	ug/L	1.0	0.48	1		06/21/17 00:36	594-20-7	
2-Chlorotoluene	<0.50	ug/L	1.0	0.50	1		06/21/17 00:36	95-49-8	
4-Chlorotoluene	<0.21	ug/L	1.0	0.21	1		06/21/17 00:36	106-43-4	
Benzene	<0.50	ug/L	1.0	0.50	1		06/21/17 00:36	71-43-2	
Bromobenzene	<0.23	ug/L	1.0	0.23	1		06/21/17 00:36	108-86-1	
Bromochloromethane	<0.34	ug/L	1.0	0.34	1		06/21/17 00:36	74-97-5	
Bromodichloromethane	<0.50	ug/L	1.0	0.50	1		06/21/17 00:36	75-27-4	
Bromoform	<0.50	ug/L	1.0	0.50	1		06/21/17 00:36	75-25-2	
Bromomethane	<2.4	ug/L	5.0	2.4	1		06/21/17 00:36	74-83-9	
Carbon tetrachloride	<0.50	ug/L	1.0	0.50	1		06/21/17 00:36	56-23-5	
Chlorobenzene	<0.50	ug/L	1.0	0.50	1		06/21/17 00:36	108-90-7	
Chloroethane	<0.37	ug/L	1.0	0.37	1		06/21/17 00:36	75-00-3	
Chloroform	<2.5	ug/L	5.0	2.5	1		06/21/17 00:36	67-66-3	
Chloromethane	<0.50	ug/L	1.0	0.50	1		06/21/17 00:36	74-87-3	
Dibromochloromethane	<0.50	ug/L	1.0	0.50	1		06/21/17 00:36	124-48-1	
Dibromomethane	<0.43	ug/L	1.0	0.43	1		06/21/17 00:36	74-95-3	
Dichlorodifluoromethane	<0.22	ug/L	1.0	0.22	1		06/21/17 00:36	75-71-8	
Diisopropyl ether	<0.50	ug/L	1.0	0.50	1		06/21/17 00:36	108-20-3	
Ethylbenzene	<0.50	ug/L	1.0	0.50	1		06/21/17 00:36	100-41-4	
Hexachloro-1,3-butadiene	<2.1	ug/L	5.0	2.1	1		06/21/17 00:36	87-68-3	
Isopropylbenzene (Cumene)	<0.14	ug/L	1.0	0.14	1		06/21/17 00:36	98-82-8	
Methyl-tert-butyl ether	<0.17	ug/L	1.0	0.17	1		06/21/17 00:36	1634-04-4	
Methylene Chloride	<0.23	ug/L	1.0	0.23	1		06/21/17 00:36	75-09-2	
Naphthalene	<2.5	ug/L	5.0	2.5	1		06/21/17 00:36	91-20-3	
Styrene	<0.50	ug/L	1.0	0.50	1		06/21/17 00:36	100-42-5	
Tetrachloroethene	<0.50	ug/L	1.0	0.50	1		06/21/17 00:36	127-18-4	

REPORT OF LABORATORY ANALYSIS

This report shall not be reproduced, except in full,
without the written consent of Pace Analytical Services, LLC.

ANALYTICAL RESULTS

Project: PECO-2016-78B GREEN TREE CNTR

Pace Project No.: 40151790

Sample: TW-1 **Lab ID: 40151790001** Collected: 06/14/17 11:10 Received: 06/16/17 10:05 Matrix: Water

Parameters	Results	Units	LOQ	LOD	DF	Prepared	Analyzed	CAS No.	Qual
8260 MSV		Analytical Method: EPA 8260							
Toluene	<0.50	ug/L	1.0	0.50	1		06/21/17 00:36	108-88-3	
Trichloroethene	<0.33	ug/L	1.0	0.33	1		06/21/17 00:36	79-01-6	
Trichlorofluoromethane	<0.18	ug/L	1.0	0.18	1		06/21/17 00:36	75-69-4	
Vinyl chloride	8.4	ug/L	1.0	0.18	1		06/21/17 00:36	75-01-4	
cis-1,2-Dichloroethene	4.4	ug/L	1.0	0.26	1		06/21/17 00:36	156-59-2	
cis-1,3-Dichloropropene	<0.50	ug/L	1.0	0.50	1		06/21/17 00:36	10061-01-5	
m&p-Xylene	<1.0	ug/L	2.0	1.0	1		06/21/17 00:36	179601-23-1	
n-Butylbenzene	<0.50	ug/L	1.0	0.50	1		06/21/17 00:36	104-51-8	
n-Propylbenzene	<0.50	ug/L	1.0	0.50	1		06/21/17 00:36	103-65-1	
o-Xylene	<0.50	ug/L	1.0	0.50	1		06/21/17 00:36	95-47-6	
p-Isopropyltoluene	<0.50	ug/L	1.0	0.50	1		06/21/17 00:36	99-87-6	
sec-Butylbenzene	<2.2	ug/L	5.0	2.2	1		06/21/17 00:36	135-98-8	
tert-Butylbenzene	<0.18	ug/L	1.0	0.18	1		06/21/17 00:36	98-06-6	
trans-1,2-Dichloroethene	0.64J	ug/L	1.0	0.26	1		06/21/17 00:36	156-60-5	
trans-1,3-Dichloropropene	<0.23	ug/L	1.0	0.23	1		06/21/17 00:36	10061-02-6	
Surrogates									
4-Bromofluorobenzene (S)	93	%	61-130		1		06/21/17 00:36	460-00-4	
Dibromofluoromethane (S)	98	%	67-130		1		06/21/17 00:36	1868-53-7	
Toluene-d8 (S)	99	%	70-130		1		06/21/17 00:36	2037-26-5	

REPORT OF LABORATORY ANALYSIS

This report shall not be reproduced, except in full,
without the written consent of Pace Analytical Services, LLC.

ANALYTICAL RESULTS

Project: PECO-2016-78B GREEN TREE CNTR

Pace Project No.: 40151790

Sample: TW-3 Lab ID: 40151790002 Collected: 06/14/17 11:20 Received: 06/16/17 10:05 Matrix: Water

Parameters	Results	Units	LOQ	LOD	DF	Prepared	Analyzed	CAS No.	Qual
8260 MSV Analytical Method: EPA 8260									
1,1,1,2-Tetrachloroethane	<0.18	ug/L	1.0	0.18	1		06/21/17 00:58	630-20-6	
1,1,1-Trichloroethane	<0.50	ug/L	1.0	0.50	1		06/21/17 00:58	71-55-6	
1,1,2,2-Tetrachloroethane	<0.25	ug/L	1.0	0.25	1		06/21/17 00:58	79-34-5	
1,1,2-Trichloroethane	<0.20	ug/L	1.0	0.20	1		06/21/17 00:58	79-00-5	
1,1-Dichloroethane	<0.24	ug/L	1.0	0.24	1		06/21/17 00:58	75-34-3	
1,1-Dichloroethene	<0.41	ug/L	1.0	0.41	1		06/21/17 00:58	75-35-4	
1,1-Dichloropropene	<0.44	ug/L	1.0	0.44	1		06/21/17 00:58	563-58-6	
1,2,3-Trichlorobenzene	<2.1	ug/L	5.0	2.1	1		06/21/17 00:58	87-61-6	
1,2,3-Trichloropropane	<0.50	ug/L	1.0	0.50	1		06/21/17 00:58	96-18-4	
1,2,4-Trichlorobenzene	<2.2	ug/L	5.0	2.2	1		06/21/17 00:58	120-82-1	
1,2,4-Trimethylbenzene	<0.50	ug/L	1.0	0.50	1		06/21/17 00:58	95-63-6	
1,2-Dibromo-3-chloropropane	<2.2	ug/L	5.0	2.2	1		06/21/17 00:58	96-12-8	
1,2-Dibromoethane (EDB)	<0.18	ug/L	1.0	0.18	1		06/21/17 00:58	106-93-4	
1,2-Dichlorobenzene	<0.50	ug/L	1.0	0.50	1		06/21/17 00:58	95-50-1	
1,2-Dichloroethane	<0.17	ug/L	1.0	0.17	1		06/21/17 00:58	107-06-2	
1,2-Dichloropropane	<0.23	ug/L	1.0	0.23	1		06/21/17 00:58	78-87-5	
1,3,5-Trimethylbenzene	<0.50	ug/L	1.0	0.50	1		06/21/17 00:58	108-67-8	
1,3-Dichlorobenzene	<0.50	ug/L	1.0	0.50	1		06/21/17 00:58	541-73-1	
1,3-Dichloropropane	<0.50	ug/L	1.0	0.50	1		06/21/17 00:58	142-28-9	
1,4-Dichlorobenzene	<0.50	ug/L	1.0	0.50	1		06/21/17 00:58	106-46-7	
2,2-Dichloropropane	<0.48	ug/L	1.0	0.48	1		06/21/17 00:58	594-20-7	
2-Chlorotoluene	<0.50	ug/L	1.0	0.50	1		06/21/17 00:58	95-49-8	
4-Chlorotoluene	<0.21	ug/L	1.0	0.21	1		06/21/17 00:58	106-43-4	
Benzene	<0.50	ug/L	1.0	0.50	1		06/21/17 00:58	71-43-2	
Bromobenzene	<0.23	ug/L	1.0	0.23	1		06/21/17 00:58	108-86-1	
Bromochloromethane	<0.34	ug/L	1.0	0.34	1		06/21/17 00:58	74-97-5	
Bromodichloromethane	<0.50	ug/L	1.0	0.50	1		06/21/17 00:58	75-27-4	
Bromoform	<0.50	ug/L	1.0	0.50	1		06/21/17 00:58	75-25-2	
Bromomethane	<2.4	ug/L	5.0	2.4	1		06/21/17 00:58	74-83-9	
Carbon tetrachloride	<0.50	ug/L	1.0	0.50	1		06/21/17 00:58	56-23-5	
Chlorobenzene	<0.50	ug/L	1.0	0.50	1		06/21/17 00:58	108-90-7	
Chloroethane	<0.37	ug/L	1.0	0.37	1		06/21/17 00:58	75-00-3	
Chloroform	<2.5	ug/L	5.0	2.5	1		06/21/17 00:58	67-66-3	
Chloromethane	<0.50	ug/L	1.0	0.50	1		06/21/17 00:58	74-87-3	
Dibromochloromethane	<0.50	ug/L	1.0	0.50	1		06/21/17 00:58	124-48-1	
Dibromomethane	<0.43	ug/L	1.0	0.43	1		06/21/17 00:58	74-95-3	
Dichlorodifluoromethane	<0.22	ug/L	1.0	0.22	1		06/21/17 00:58	75-71-8	
Diisopropyl ether	<0.50	ug/L	1.0	0.50	1		06/21/17 00:58	108-20-3	
Ethylbenzene	<0.50	ug/L	1.0	0.50	1		06/21/17 00:58	100-41-4	
Hexachloro-1,3-butadiene	<2.1	ug/L	5.0	2.1	1		06/21/17 00:58	87-68-3	
Isopropylbenzene (Cumene)	<0.14	ug/L	1.0	0.14	1		06/21/17 00:58	98-82-8	
Methyl-tert-butyl ether	<0.17	ug/L	1.0	0.17	1		06/21/17 00:58	1634-04-4	
Methylene Chloride	<0.23	ug/L	1.0	0.23	1		06/21/17 00:58	75-09-2	
Naphthalene	<2.5	ug/L	5.0	2.5	1		06/21/17 00:58	91-20-3	
Styrene	<0.50	ug/L	1.0	0.50	1		06/21/17 00:58	100-42-5	
Tetrachloroethene	82.9	ug/L	1.0	0.50	1		06/21/17 00:58	127-18-4	

REPORT OF LABORATORY ANALYSIS

This report shall not be reproduced, except in full,
without the written consent of Pace Analytical Services, LLC.

ANALYTICAL RESULTS

Project: PECO-2016-78B GREEN TREE CNTR

Pace Project No.: 40151790

Sample: TW-3 **Lab ID: 40151790002** Collected: 06/14/17 11:20 Received: 06/16/17 10:05 Matrix: Water

Parameters	Results	Units	LOQ	LOD	DF	Prepared	Analyzed	CAS No.	Qual
8260 MSV		Analytical Method: EPA 8260							
Toluene	<0.50	ug/L	1.0	0.50	1		06/21/17 00:58	108-88-3	
Trichloroethene	15.4	ug/L	1.0	0.33	1		06/21/17 00:58	79-01-6	
Trichlorofluoromethane	<0.18	ug/L	1.0	0.18	1		06/21/17 00:58	75-69-4	
Vinyl chloride	7.9	ug/L	1.0	0.18	1		06/21/17 00:58	75-01-4	
cis-1,2-Dichloroethene	25.5	ug/L	1.0	0.26	1		06/21/17 00:58	156-59-2	
cis-1,3-Dichloropropene	<0.50	ug/L	1.0	0.50	1		06/21/17 00:58	10061-01-5	
m&p-Xylene	<1.0	ug/L	2.0	1.0	1		06/21/17 00:58	179601-23-1	
n-Butylbenzene	<0.50	ug/L	1.0	0.50	1		06/21/17 00:58	104-51-8	
n-Propylbenzene	<0.50	ug/L	1.0	0.50	1		06/21/17 00:58	103-65-1	
o-Xylene	<0.50	ug/L	1.0	0.50	1		06/21/17 00:58	95-47-6	
p-Isopropyltoluene	<0.50	ug/L	1.0	0.50	1		06/21/17 00:58	99-87-6	
sec-Butylbenzene	<2.2	ug/L	5.0	2.2	1		06/21/17 00:58	135-98-8	
tert-Butylbenzene	<0.18	ug/L	1.0	0.18	1		06/21/17 00:58	98-06-6	
trans-1,2-Dichloroethene	1.7	ug/L	1.0	0.26	1		06/21/17 00:58	156-60-5	
trans-1,3-Dichloropropene	<0.23	ug/L	1.0	0.23	1		06/21/17 00:58	10061-02-6	
Surrogates									
4-Bromofluorobenzene (S)	97	%	61-130		1		06/21/17 00:58	460-00-4	
Dibromofluoromethane (S)	98	%	67-130		1		06/21/17 00:58	1868-53-7	
Toluene-d8 (S)	101	%	70-130		1		06/21/17 00:58	2037-26-5	

REPORT OF LABORATORY ANALYSIS

This report shall not be reproduced, except in full,
without the written consent of Pace Analytical Services, LLC.

ANALYTICAL RESULTS

Project: PECO-2016-78B GREEN TREE CNTR

Pace Project No.: 40151790

Sample: TW-1 @ 5' **Lab ID: 40151790003** Collected: 06/13/17 10:30 Received: 06/16/17 10:05 Matrix: Solid

Results reported on a "dry weight" basis and are adjusted for percent moisture, sample size and any dilutions.

Parameters	Results	Units	LOQ	LOD	DF	Prepared	Analyzed	CAS No.	Qual
8260 MSV Med Level Normal List Analytical Method: EPA 8260 Preparation Method: EPA 5035/5030B									
1,1,1,2-Tetrachloroethane	<25.0	ug/kg	60.0	25.0	1	06/23/17 07:45	06/23/17 14:19	630-20-6	W
1,1,1-Trichloroethane	<25.0	ug/kg	60.0	25.0	1	06/23/17 07:45	06/23/17 14:19	71-55-6	W
1,1,2,2-Tetrachloroethane	<25.0	ug/kg	60.0	25.0	1	06/23/17 07:45	06/23/17 14:19	79-34-5	W
1,1,2-Trichloroethane	<25.0	ug/kg	60.0	25.0	1	06/23/17 07:45	06/23/17 14:19	79-00-5	W
1,1-Dichloroethane	<25.0	ug/kg	60.0	25.0	1	06/23/17 07:45	06/23/17 14:19	75-34-3	W
1,1-Dichloroethene	<25.0	ug/kg	60.0	25.0	1	06/23/17 07:45	06/23/17 14:19	75-35-4	W
1,1-Dichloropropene	<25.0	ug/kg	60.0	25.0	1	06/23/17 07:45	06/23/17 14:19	563-58-6	W
1,2,3-Trichlorobenzene	<25.0	ug/kg	60.0	25.0	1	06/23/17 07:45	06/23/17 14:19	87-61-6	W
1,2,3-Trichloropropane	<25.0	ug/kg	60.0	25.0	1	06/23/17 07:45	06/23/17 14:19	96-18-4	W
1,2,4-Trichlorobenzene	<47.6	ug/kg	250	47.6	1	06/23/17 07:45	06/23/17 14:19	120-82-1	W
1,2,4-Trimethylbenzene	<25.0	ug/kg	60.0	25.0	1	06/23/17 07:45	06/23/17 14:19	95-63-6	W
1,2-Dibromo-3-chloropropane	<91.2	ug/kg	250	91.2	1	06/23/17 07:45	06/23/17 14:19	96-12-8	W
1,2-Dibromoethane (EDB)	<25.0	ug/kg	60.0	25.0	1	06/23/17 07:45	06/23/17 14:19	106-93-4	W
1,2-Dichlorobenzene	<25.0	ug/kg	60.0	25.0	1	06/23/17 07:45	06/23/17 14:19	95-50-1	W
1,2-Dichloroethane	<25.0	ug/kg	60.0	25.0	1	06/23/17 07:45	06/23/17 14:19	107-06-2	W
1,2-Dichloropropane	<25.0	ug/kg	60.0	25.0	1	06/23/17 07:45	06/23/17 14:19	78-87-5	W
1,3,5-Trimethylbenzene	<25.0	ug/kg	60.0	25.0	1	06/23/17 07:45	06/23/17 14:19	108-67-8	W
1,3-Dichlorobenzene	<25.0	ug/kg	60.0	25.0	1	06/23/17 07:45	06/23/17 14:19	541-73-1	W
1,3-Dichloropropane	<25.0	ug/kg	60.0	25.0	1	06/23/17 07:45	06/23/17 14:19	142-28-9	W
1,4-Dichlorobenzene	<25.0	ug/kg	60.0	25.0	1	06/23/17 07:45	06/23/17 14:19	106-46-7	W
2,2-Dichloropropane	<25.0	ug/kg	60.0	25.0	1	06/23/17 07:45	06/23/17 14:19	594-20-7	W
2-Chlorotoluene	<25.0	ug/kg	60.0	25.0	1	06/23/17 07:45	06/23/17 14:19	95-49-8	W
4-Chlorotoluene	<25.0	ug/kg	60.0	25.0	1	06/23/17 07:45	06/23/17 14:19	106-43-4	W
Benzene	<25.0	ug/kg	60.0	25.0	1	06/23/17 07:45	06/23/17 14:19	71-43-2	W
Bromobenzene	<25.0	ug/kg	60.0	25.0	1	06/23/17 07:45	06/23/17 14:19	108-86-1	W
Bromochloromethane	<25.0	ug/kg	60.0	25.0	1	06/23/17 07:45	06/23/17 14:19	74-97-5	W
Bromodichloromethane	<25.0	ug/kg	60.0	25.0	1	06/23/17 07:45	06/23/17 14:19	75-27-4	W
Bromoform	<25.0	ug/kg	60.0	25.0	1	06/23/17 07:45	06/23/17 14:19	75-25-2	W
Bromomethane	<69.9	ug/kg	250	69.9	1	06/23/17 07:45	06/23/17 14:19	74-83-9	W
Carbon tetrachloride	<25.0	ug/kg	60.0	25.0	1	06/23/17 07:45	06/23/17 14:19	56-23-5	W
Chlorobenzene	<25.0	ug/kg	60.0	25.0	1	06/23/17 07:45	06/23/17 14:19	108-90-7	W
Chloroethane	<67.0	ug/kg	250	67.0	1	06/23/17 07:45	06/23/17 14:19	75-00-3	W
Chloroform	<46.4	ug/kg	250	46.4	1	06/23/17 07:45	06/23/17 14:19	67-66-3	W
Chloromethane	<25.0	ug/kg	60.0	25.0	1	06/23/17 07:45	06/23/17 14:19	74-87-3	W
Dibromochloromethane	<25.0	ug/kg	60.0	25.0	1	06/23/17 07:45	06/23/17 14:19	124-48-1	W
Dibromomethane	<25.0	ug/kg	60.0	25.0	1	06/23/17 07:45	06/23/17 14:19	74-95-3	W
Dichlorodifluoromethane	<25.0	ug/kg	60.0	25.0	1	06/23/17 07:45	06/23/17 14:19	75-71-8	W
Diisopropyl ether	<25.0	ug/kg	60.0	25.0	1	06/23/17 07:45	06/23/17 14:19	108-20-3	W
Ethylbenzene	<25.0	ug/kg	60.0	25.0	1	06/23/17 07:45	06/23/17 14:19	100-41-4	W
Hexachloro-1,3-butadiene	<25.0	ug/kg	60.0	25.0	1	06/23/17 07:45	06/23/17 14:19	87-68-3	W
Isopropylbenzene (Cumene)	<25.0	ug/kg	60.0	25.0	1	06/23/17 07:45	06/23/17 14:19	98-82-8	W
Methyl-tert-butyl ether	<25.0	ug/kg	60.0	25.0	1	06/23/17 07:45	06/23/17 14:19	1634-04-4	W
Methylene Chloride	512	ug/kg	66.9	27.9	1	06/23/17 07:45	06/23/17 14:19	75-09-2	W
Naphthalene	<40.0	ug/kg	250	40.0	1	06/23/17 07:45	06/23/17 14:19	91-20-3	W
Styrene	<25.0	ug/kg	60.0	25.0	1	06/23/17 07:45	06/23/17 14:19	100-42-5	W

REPORT OF LABORATORY ANALYSIS

This report shall not be reproduced, except in full,
without the written consent of Pace Analytical Services, LLC.

ANALYTICAL RESULTS

Project: PECO-2016-78B GREEN TREE CNTR

Pace Project No.: 40151790

Sample: TW-1 @ 5' **Lab ID:** 40151790003 Collected: 06/13/17 10:30 Received: 06/16/17 10:05 Matrix: Solid

Results reported on a "dry weight" basis and are adjusted for percent moisture, sample size and any dilutions.

Parameters	Results	Units	LOQ	LOD	DF	Prepared	Analyzed	CAS No.	Qual
8260 MSV Med Level Normal List									
Analytical Method: EPA 8260 Preparation Method: EPA 5035/5030B									
Tetrachloroethene	<25.0	ug/kg	60.0	25.0	1	06/23/17 07:45	06/23/17 14:19	127-18-4	W
Toluene	<25.0	ug/kg	60.0	25.0	1	06/23/17 07:45	06/23/17 14:19	108-88-3	W
Trichloroethene	<25.0	ug/kg	60.0	25.0	1	06/23/17 07:45	06/23/17 14:19	79-01-6	W
Trichlorofluoromethane	<25.0	ug/kg	60.0	25.0	1	06/23/17 07:45	06/23/17 14:19	75-69-4	W
Vinyl chloride	<25.0	ug/kg	60.0	25.0	1	06/23/17 07:45	06/23/17 14:19	75-01-4	W
cis-1,2-Dichloroethene	<25.0	ug/kg	60.0	25.0	1	06/23/17 07:45	06/23/17 14:19	156-59-2	W
cis-1,3-Dichloropropene	<25.0	ug/kg	60.0	25.0	1	06/23/17 07:45	06/23/17 14:19	10061-01-5	W
m&p-Xylene	<50.0	ug/kg	120	50.0	1	06/23/17 07:45	06/23/17 14:19	179601-23-1	W
n-Butylbenzene	<25.0	ug/kg	60.0	25.0	1	06/23/17 07:45	06/23/17 14:19	104-51-8	W
n-Propylbenzene	<25.0	ug/kg	60.0	25.0	1	06/23/17 07:45	06/23/17 14:19	103-65-1	W
o-Xylene	<25.0	ug/kg	60.0	25.0	1	06/23/17 07:45	06/23/17 14:19	95-47-6	W
p-Isopropyltoluene	<25.0	ug/kg	60.0	25.0	1	06/23/17 07:45	06/23/17 14:19	99-87-6	W
sec-Butylbenzene	<25.0	ug/kg	60.0	25.0	1	06/23/17 07:45	06/23/17 14:19	135-98-8	W
tert-Butylbenzene	<25.0	ug/kg	60.0	25.0	1	06/23/17 07:45	06/23/17 14:19	98-06-6	W
trans-1,2-Dichloroethene	<25.0	ug/kg	60.0	25.0	1	06/23/17 07:45	06/23/17 14:19	156-60-5	W
trans-1,3-Dichloropropene	<25.0	ug/kg	60.0	25.0	1	06/23/17 07:45	06/23/17 14:19	10061-02-6	W
Surrogates									
Dibromofluoromethane (S)	109	%	68-130		1	06/23/17 07:45	06/23/17 14:19	1868-53-7	
Toluene-d8 (S)	113	%	68-149		1	06/23/17 07:45	06/23/17 14:19	2037-26-5	
4-Bromofluorobenzene (S)	102	%	58-141		1	06/23/17 07:45	06/23/17 14:19	460-00-4	
Percent Moisture									
Analytical Method: ASTM D2974-87									
Percent Moisture	10.3	%	0.10	0.10	1		06/22/17 15:57		

REPORT OF LABORATORY ANALYSIS

This report shall not be reproduced, except in full,
without the written consent of Pace Analytical Services, LLC.

ANALYTICAL RESULTS

Project: PECO-2016-78B GREEN TREE CNTR

Pace Project No.: 40151790

Sample: TW-3 @ **Lab ID: 40151790005** Collected: 06/13/17 10:00 Received: 06/16/17 10:05 Matrix: Solid

Results reported on a "dry weight" basis and are adjusted for percent moisture, sample size and any dilutions.

Parameters	Results	Units	LOQ	LOD	DF	Prepared	Analyzed	CAS No.	Qual
8260 MSV Med Level Normal List									
Analytical Method: EPA 8260 Preparation Method: EPA 5035/5030B									
1,1,1,2-Tetrachloroethane	<25.0	ug/kg	60.0	25.0	1	06/23/17 07:45	06/23/17 14:41	630-20-6	W
1,1,1-Trichloroethane	<25.0	ug/kg	60.0	25.0	1	06/23/17 07:45	06/23/17 14:41	71-55-6	W
1,1,2,2-Tetrachloroethane	<25.0	ug/kg	60.0	25.0	1	06/23/17 07:45	06/23/17 14:41	79-34-5	W
1,1,2-Trichloroethane	<25.0	ug/kg	60.0	25.0	1	06/23/17 07:45	06/23/17 14:41	79-00-5	W
1,1-Dichloroethane	<25.0	ug/kg	60.0	25.0	1	06/23/17 07:45	06/23/17 14:41	75-34-3	W
1,1-Dichloroethene	<25.0	ug/kg	60.0	25.0	1	06/23/17 07:45	06/23/17 14:41	75-35-4	W
1,1-Dichloropropene	<25.0	ug/kg	60.0	25.0	1	06/23/17 07:45	06/23/17 14:41	563-58-6	W
1,2,3-Trichlorobenzene	<25.0	ug/kg	60.0	25.0	1	06/23/17 07:45	06/23/17 14:41	87-61-6	W
1,2,3-Trichloropropane	<25.0	ug/kg	60.0	25.0	1	06/23/17 07:45	06/23/17 14:41	96-18-4	W
1,2,4-Trichlorobenzene	<47.6	ug/kg	250	47.6	1	06/23/17 07:45	06/23/17 14:41	120-82-1	W
1,2,4-Trimethylbenzene	<25.0	ug/kg	60.0	25.0	1	06/23/17 07:45	06/23/17 14:41	95-63-6	W
1,2-Dibromo-3-chloropropane	<91.2	ug/kg	250	91.2	1	06/23/17 07:45	06/23/17 14:41	96-12-8	W
1,2-Dibromoethane (EDB)	<25.0	ug/kg	60.0	25.0	1	06/23/17 07:45	06/23/17 14:41	106-93-4	W
1,2-Dichlorobenzene	<25.0	ug/kg	60.0	25.0	1	06/23/17 07:45	06/23/17 14:41	95-50-1	W
1,2-Dichloroethane	<25.0	ug/kg	60.0	25.0	1	06/23/17 07:45	06/23/17 14:41	107-06-2	W
1,2-Dichloropropane	<25.0	ug/kg	60.0	25.0	1	06/23/17 07:45	06/23/17 14:41	78-87-5	W
1,3,5-Trimethylbenzene	<25.0	ug/kg	60.0	25.0	1	06/23/17 07:45	06/23/17 14:41	108-67-8	W
1,3-Dichlorobenzene	<25.0	ug/kg	60.0	25.0	1	06/23/17 07:45	06/23/17 14:41	541-73-1	W
1,3-Dichloropropane	<25.0	ug/kg	60.0	25.0	1	06/23/17 07:45	06/23/17 14:41	142-28-9	W
1,4-Dichlorobenzene	<25.0	ug/kg	60.0	25.0	1	06/23/17 07:45	06/23/17 14:41	106-46-7	W
2,2-Dichloropropane	<25.0	ug/kg	60.0	25.0	1	06/23/17 07:45	06/23/17 14:41	594-20-7	W
2-Chlorotoluene	<25.0	ug/kg	60.0	25.0	1	06/23/17 07:45	06/23/17 14:41	95-49-8	W
4-Chlorotoluene	<25.0	ug/kg	60.0	25.0	1	06/23/17 07:45	06/23/17 14:41	106-43-4	W
Benzene	<25.0	ug/kg	60.0	25.0	1	06/23/17 07:45	06/23/17 14:41	71-43-2	W
Bromobenzene	<25.0	ug/kg	60.0	25.0	1	06/23/17 07:45	06/23/17 14:41	108-86-1	W
Bromochloromethane	<25.0	ug/kg	60.0	25.0	1	06/23/17 07:45	06/23/17 14:41	74-97-5	W
Bromodichloromethane	<25.0	ug/kg	60.0	25.0	1	06/23/17 07:45	06/23/17 14:41	75-27-4	W
Bromoform	<25.0	ug/kg	60.0	25.0	1	06/23/17 07:45	06/23/17 14:41	75-25-2	W
Bromomethane	<69.9	ug/kg	250	69.9	1	06/23/17 07:45	06/23/17 14:41	74-83-9	W
Carbon tetrachloride	<25.0	ug/kg	60.0	25.0	1	06/23/17 07:45	06/23/17 14:41	56-23-5	W
Chlorobenzene	<25.0	ug/kg	60.0	25.0	1	06/23/17 07:45	06/23/17 14:41	108-90-7	W
Chloroethane	<67.0	ug/kg	250	67.0	1	06/23/17 07:45	06/23/17 14:41	75-00-3	W
Chloroform	<46.4	ug/kg	250	46.4	1	06/23/17 07:45	06/23/17 14:41	67-66-3	W
Chloromethane	<25.0	ug/kg	60.0	25.0	1	06/23/17 07:45	06/23/17 14:41	74-87-3	W
Dibromochloromethane	<25.0	ug/kg	60.0	25.0	1	06/23/17 07:45	06/23/17 14:41	124-48-1	W
Dibromomethane	<25.0	ug/kg	60.0	25.0	1	06/23/17 07:45	06/23/17 14:41	74-95-3	W
Dichlorodifluoromethane	<25.0	ug/kg	60.0	25.0	1	06/23/17 07:45	06/23/17 14:41	75-71-8	W
Diisopropyl ether	<25.0	ug/kg	60.0	25.0	1	06/23/17 07:45	06/23/17 14:41	108-20-3	W
Ethylbenzene	<25.0	ug/kg	60.0	25.0	1	06/23/17 07:45	06/23/17 14:41	100-41-4	W
Hexachloro-1,3-butadiene	<25.0	ug/kg	60.0	25.0	1	06/23/17 07:45	06/23/17 14:41	87-68-3	W
Isopropylbenzene (Cumene)	<25.0	ug/kg	60.0	25.0	1	06/23/17 07:45	06/23/17 14:41	98-82-8	W
Methyl-tert-butyl ether	<25.0	ug/kg	60.0	25.0	1	06/23/17 07:45	06/23/17 14:41	1634-04-4	W
Methylene Chloride	371	ug/kg	83.9	35.0	1	06/23/17 07:45	06/23/17 14:41	75-09-2	
Naphthalene	<40.0	ug/kg	250	40.0	1	06/23/17 07:45	06/23/17 14:41	91-20-3	W
Styrene	<25.0	ug/kg	60.0	25.0	1	06/23/17 07:45	06/23/17 14:41	100-42-5	W

REPORT OF LABORATORY ANALYSIS

This report shall not be reproduced, except in full,
without the written consent of Pace Analytical Services, LLC.

ANALYTICAL RESULTS

Project: PECO-2016-78B GREEN TREE CNTR

Pace Project No.: 40151790

Sample: TW-3 @ **Lab ID:** 40151790005 Collected: 06/13/17 10:00 Received: 06/16/17 10:05 Matrix: Solid

Results reported on a "dry weight" basis and are adjusted for percent moisture, sample size and any dilutions.

Parameters	Results	Units	LOQ	LOD	DF	Prepared	Analyzed	CAS No.	Qual
8260 MSV Med Level Normal List									
Analytical Method: EPA 8260 Preparation Method: EPA 5035/5030B									
Tetrachloroethene	<25.0	ug/kg	60.0	25.0	1	06/23/17 07:45	06/23/17 14:41	127-18-4	W
Toluene	<25.0	ug/kg	60.0	25.0	1	06/23/17 07:45	06/23/17 14:41	108-88-3	W
Trichloroethene	<25.0	ug/kg	60.0	25.0	1	06/23/17 07:45	06/23/17 14:41	79-01-6	W
Trichlorofluoromethane	<25.0	ug/kg	60.0	25.0	1	06/23/17 07:45	06/23/17 14:41	75-69-4	W
Vinyl chloride	<25.0	ug/kg	60.0	25.0	1	06/23/17 07:45	06/23/17 14:41	75-01-4	W
cis-1,2-Dichloroethene	<25.0	ug/kg	60.0	25.0	1	06/23/17 07:45	06/23/17 14:41	156-59-2	W
cis-1,3-Dichloropropene	<25.0	ug/kg	60.0	25.0	1	06/23/17 07:45	06/23/17 14:41	10061-01-5	W
m&p-Xylene	<50.0	ug/kg	120	50.0	1	06/23/17 07:45	06/23/17 14:41	179601-23-1	W
n-Butylbenzene	<25.0	ug/kg	60.0	25.0	1	06/23/17 07:45	06/23/17 14:41	104-51-8	W
n-Propylbenzene	<25.0	ug/kg	60.0	25.0	1	06/23/17 07:45	06/23/17 14:41	103-65-1	W
o-Xylene	<25.0	ug/kg	60.0	25.0	1	06/23/17 07:45	06/23/17 14:41	95-47-6	W
p-Isopropyltoluene	<25.0	ug/kg	60.0	25.0	1	06/23/17 07:45	06/23/17 14:41	99-87-6	W
sec-Butylbenzene	<25.0	ug/kg	60.0	25.0	1	06/23/17 07:45	06/23/17 14:41	135-98-8	W
tert-Butylbenzene	<25.0	ug/kg	60.0	25.0	1	06/23/17 07:45	06/23/17 14:41	98-06-6	W
trans-1,2-Dichloroethene	<25.0	ug/kg	60.0	25.0	1	06/23/17 07:45	06/23/17 14:41	156-60-5	W
trans-1,3-Dichloropropene	<25.0	ug/kg	60.0	25.0	1	06/23/17 07:45	06/23/17 14:41	10061-02-6	W
Surrogates									
Dibromofluoromethane (S)	95	%	68-130		1	06/23/17 07:45	06/23/17 14:41	1868-53-7	
Toluene-d8 (S)	105	%	68-149		1	06/23/17 07:45	06/23/17 14:41	2037-26-5	
4-Bromofluorobenzene (S)	96	%	58-141		1	06/23/17 07:45	06/23/17 14:41	460-00-4	
Percent Moisture									
Analytical Method: ASTM D2974-87									
Percent Moisture	28.5	%	0.10	0.10	1		06/22/17 16:15		

REPORT OF LABORATORY ANALYSIS

This report shall not be reproduced, except in full,
without the written consent of Pace Analytical Services, LLC.

QUALITY CONTROL DATA

Project: PECO-2016-78B GREEN TREE CNTR
Pace Project No.: 40151790

QC Batch: 259610 Analysis Method: EPA 8260
QC Batch Method: EPA 5035/5030B Analysis Description: 8260 MSV Med Level Normal List
Associated Lab Samples: 40151790003, 40151790005

METHOD BLANK: 1529076 Matrix: Solid
Associated Lab Samples: 40151790003, 40151790005

Parameter	Units	Blank Result	Reporting Limit	Analyzed	Qualifiers
1,1,1,2-Tetrachloroethane	ug/kg	<13.7	50.0	06/23/17 10:53	
1,1,1-Trichloroethane	ug/kg	<14.4	50.0	06/23/17 10:53	
1,1,2,2-Tetrachloroethane	ug/kg	<17.5	50.0	06/23/17 10:53	
1,1,2-Trichloroethane	ug/kg	<20.2	50.0	06/23/17 10:53	
1,1-Dichloroethane	ug/kg	<17.6	50.0	06/23/17 10:53	
1,1-Dichloroethene	ug/kg	<17.6	50.0	06/23/17 10:53	
1,1-Dichloropropene	ug/kg	<14.0	50.0	06/23/17 10:53	
1,2,3-Trichlorobenzene	ug/kg	<17.0	50.0	06/23/17 10:53	
1,2,3-Trichloropropane	ug/kg	<22.3	50.0	06/23/17 10:53	
1,2,4-Trichlorobenzene	ug/kg	<47.6	250	06/23/17 10:53	
1,2,4-Trimethylbenzene	ug/kg	<12.2	50.0	06/23/17 10:53	
1,2-Dibromo-3-chloropropane	ug/kg	<91.2	250	06/23/17 10:53	
1,2-Dibromoethane (EDB)	ug/kg	<14.7	50.0	06/23/17 10:53	
1,2-Dichlorobenzene	ug/kg	<16.2	50.0	06/23/17 10:53	
1,2-Dichloroethane	ug/kg	<15.0	50.0	06/23/17 10:53	
1,2-Dichloropropane	ug/kg	<16.8	50.0	06/23/17 10:53	
1,3,5-Trimethylbenzene	ug/kg	<14.5	50.0	06/23/17 10:53	
1,3-Dichlorobenzene	ug/kg	<13.2	50.0	06/23/17 10:53	
1,3-Dichloropropane	ug/kg	<12.0	50.0	06/23/17 10:53	
1,4-Dichlorobenzene	ug/kg	<15.9	50.0	06/23/17 10:53	
2,2-Dichloropropane	ug/kg	<12.6	50.0	06/23/17 10:53	
2-Chlorotoluene	ug/kg	<15.8	50.0	06/23/17 10:53	
4-Chlorotoluene	ug/kg	<13.0	50.0	06/23/17 10:53	
Benzene	ug/kg	<9.2	20.0	06/23/17 10:53	
Bromobenzene	ug/kg	<20.6	50.0	06/23/17 10:53	
Bromochloromethane	ug/kg	<21.4	50.0	06/23/17 10:53	
Bromodichloromethane	ug/kg	<9.8	50.0	06/23/17 10:53	
Bromoform	ug/kg	<19.8	50.0	06/23/17 10:53	
Bromomethane	ug/kg	<69.9	250	06/23/17 10:53	
Carbon tetrachloride	ug/kg	<12.1	50.0	06/23/17 10:53	
Chlorobenzene	ug/kg	<14.8	50.0	06/23/17 10:53	
Chloroethane	ug/kg	<67.0	250	06/23/17 10:53	
Chloroform	ug/kg	<46.4	250	06/23/17 10:53	
Chloromethane	ug/kg	<20.4	50.0	06/23/17 10:53	
cis-1,2-Dichloroethene	ug/kg	<16.6	50.0	06/23/17 10:53	
cis-1,3-Dichloropropene	ug/kg	<16.6	50.0	06/23/17 10:53	
Dibromochloromethane	ug/kg	<17.9	50.0	06/23/17 10:53	
Dibromomethane	ug/kg	<19.3	50.0	06/23/17 10:53	
Dichlorodifluoromethane	ug/kg	<12.3	50.0	06/23/17 10:53	
Diisopropyl ether	ug/kg	<17.7	50.0	06/23/17 10:53	
Ethylbenzene	ug/kg	<12.4	50.0	06/23/17 10:53	

Results presented on this page are in the units indicated by the "Units" column except where an alternate unit is presented to the right of the result.

REPORT OF LABORATORY ANALYSIS

This report shall not be reproduced, except in full,
without the written consent of Pace Analytical Services, LLC.

QUALITY CONTROL DATA

Project: PECO-2016-78B GREEN TREE CNTR

Pace Project No.: 40151790

METHOD BLANK: 1529076

Matrix: Solid

Associated Lab Samples: 40151790003, 40151790005

Parameter	Units	Blank Result	Reporting Limit	Analyzed	Qualifiers
Hexachloro-1,3-butadiene	ug/kg	45.4J	50.0	06/23/17 10:53	
Isopropylbenzene (Cumene)	ug/kg	<12.6	50.0	06/23/17 10:53	
m&p-Xylene	ug/kg	<34.4	100	06/23/17 10:53	
Methyl-tert-butyl ether	ug/kg	<12.7	50.0	06/23/17 10:53	
Methylene Chloride	ug/kg	<16.2	50.0	06/23/17 10:53	
n-Butylbenzene	ug/kg	11.9J	50.0	06/23/17 10:53	
n-Propylbenzene	ug/kg	<11.6	50.0	06/23/17 10:53	
Naphthalene	ug/kg	<40.0	250	06/23/17 10:53	
o-Xylene	ug/kg	<14.0	50.0	06/23/17 10:53	
p-Isopropyltoluene	ug/kg	<12.0	50.0	06/23/17 10:53	
sec-Butylbenzene	ug/kg	<11.9	50.0	06/23/17 10:53	
Styrene	ug/kg	<9.0	50.0	06/23/17 10:53	
tert-Butylbenzene	ug/kg	<9.5	50.0	06/23/17 10:53	
Tetrachloroethene	ug/kg	<12.9	50.0	06/23/17 10:53	
Toluene	ug/kg	<11.2	50.0	06/23/17 10:53	
trans-1,2-Dichloroethene	ug/kg	<16.5	50.0	06/23/17 10:53	
trans-1,3-Dichloropropene	ug/kg	<14.4	50.0	06/23/17 10:53	
Trichloroethene	ug/kg	<23.6	50.0	06/23/17 10:53	
Trichlorofluoromethane	ug/kg	<24.7	50.0	06/23/17 10:53	
Vinyl chloride	ug/kg	<21.1	50.0	06/23/17 10:53	
4-Bromofluorobenzene (S)	%	91	58-141	06/23/17 10:53	
Dibromofluoromethane (S)	%	99	68-130	06/23/17 10:53	
Toluene-d8 (S)	%	102	68-149	06/23/17 10:53	

LABORATORY CONTROL SAMPLE: 1529077

Parameter	Units	Spike Conc.	LCS Result	LCS % Rec	% Rec Limits	Qualifiers
1,1,1-Trichloroethane	ug/kg	2500	2320	93	61-122	
1,1,2,2-Tetrachloroethane	ug/kg	2500	2520	101	73-130	
1,1,2-Trichloroethane	ug/kg	2500	2430	97	70-130	
1,1-Dichloroethane	ug/kg	2500	2180	87	63-124	
1,1-Dichloroethene	ug/kg	2500	2260	90	53-117	
1,2,4-Trichlorobenzene	ug/kg	2500	2370	95	78-130	
1,2-Dibromo-3-chloropropane	ug/kg	2500	2430	97	49-140	
1,2-Dibromoethane (EDB)	ug/kg	2500	2510	100	70-130	
1,2-Dichlorobenzene	ug/kg	2500	2540	102	70-130	
1,2-Dichloroethane	ug/kg	2500	2610	104	56-135	
1,2-Dichloropropane	ug/kg	2500	2290	92	77-122	
1,3-Dichlorobenzene	ug/kg	2500	2530	101	70-130	
1,4-Dichlorobenzene	ug/kg	2500	2410	97	70-130	
Benzene	ug/kg	2500	2270	91	66-130	
Bromodichloromethane	ug/kg	2500	2260	91	62-135	
Bromoform	ug/kg	2500	2190	88	68-130	
Bromomethane	ug/kg	2500	2100	84	29-137	

Results presented on this page are in the units indicated by the "Units" column except where an alternate unit is presented to the right of the result.

REPORT OF LABORATORY ANALYSIS

This report shall not be reproduced, except in full,
without the written consent of Pace Analytical Services, LLC.

QUALITY CONTROL DATA

Project: PECO-2016-78B GREEN TREE CNTR

Pace Project No.: 40151790

LABORATORY CONTROL SAMPLE: 1529077

Parameter	Units	Spike Conc.	LCS Result	LCS % Rec	% Rec Limits	Qualifiers
Carbon tetrachloride	ug/kg	2500	2310	92	57-130	
Chlorobenzene	ug/kg	2500	2450	98	70-130	
Chloroethane	ug/kg	2500	2350	94	36-144	
Chloroform	ug/kg	2500	2320	93	69-115	
Chloromethane	ug/kg	2500	1790	72	32-126	
cis-1,2-Dichloroethene	ug/kg	2500	2150	86	65-130	
cis-1,3-Dichloropropene	ug/kg	2500	2280	91	70-130	
Dibromochloromethane	ug/kg	2500	2190	87	70-130	
Dichlorodifluoromethane	ug/kg	2500	1640	66	10-99	
Ethylbenzene	ug/kg	2500	2430	97	82-122	
Isopropylbenzene (Cumene)	ug/kg	2500	2370	95	70-130	
m&p-Xylene	ug/kg	5000	4670	93	70-130	
Methyl-tert-butyl ether	ug/kg	2500	2340	93	63-134	
Methylene Chloride	ug/kg	2500	2420	97	56-123	
o-Xylene	ug/kg	2500	2350	94	70-130	
Styrene	ug/kg	2500	2430	97	70-130	
Tetrachloroethene	ug/kg	2500	2470	99	70-131	
Toluene	ug/kg	2500	2430	97	80-120	
trans-1,2-Dichloroethene	ug/kg	2500	2220	89	66-130	
trans-1,3-Dichloropropene	ug/kg	2500	2350	94	68-130	
Trichloroethene	ug/kg	2500	2420	97	70-130	
Trichlorofluoromethane	ug/kg	2500	2680	107	37-149	
Vinyl chloride	ug/kg	2500	2030	81	43-128	
4-Bromofluorobenzene (S)	%			95	58-141	
Dibromofluoromethane (S)	%			98	68-130	
Toluene-d8 (S)	%			101	68-149	

Results presented on this page are in the units indicated by the "Units" column except where an alternate unit is presented to the right of the result.

REPORT OF LABORATORY ANALYSIS

This report shall not be reproduced, except in full,
without the written consent of Pace Analytical Services, LLC.

QUALITY CONTROL DATA

Project: PECO-2016-78B GREEN TREE CNTR
Pace Project No.: 40151790

QC Batch: 258958 Analysis Method: EPA 8260
QC Batch Method: EPA 8260 Analysis Description: 8260 MSV
Associated Lab Samples: 40151790001, 40151790002

METHOD BLANK: 1525954 Matrix: Water
Associated Lab Samples: 40151790001, 40151790002

Parameter	Units	Blank Result	Reporting Limit	Analyzed	Qualifiers
1,1,1,2-Tetrachloroethane	ug/L	<0.18	1.0	06/20/17 16:53	
1,1,1-Trichloroethane	ug/L	<0.50	1.0	06/20/17 16:53	
1,1,2,2-Tetrachloroethane	ug/L	<0.25	1.0	06/20/17 16:53	
1,1,2-Trichloroethane	ug/L	<0.20	1.0	06/20/17 16:53	
1,1-Dichloroethane	ug/L	<0.24	1.0	06/20/17 16:53	
1,1-Dichloroethene	ug/L	<0.41	1.0	06/20/17 16:53	
1,1-Dichloropropene	ug/L	<0.44	1.0	06/20/17 16:53	
1,2,3-Trichlorobenzene	ug/L	<2.1	5.0	06/20/17 16:53	
1,2,3-Trichloropropane	ug/L	<0.50	1.0	06/20/17 16:53	
1,2,4-Trichlorobenzene	ug/L	<2.2	5.0	06/20/17 16:53	
1,2,4-Trimethylbenzene	ug/L	<0.50	1.0	06/20/17 16:53	
1,2-Dibromo-3-chloropropane	ug/L	<2.2	5.0	06/20/17 16:53	
1,2-Dibromoethane (EDB)	ug/L	<0.18	1.0	06/20/17 16:53	
1,2-Dichlorobenzene	ug/L	<0.50	1.0	06/20/17 16:53	
1,2-Dichloroethane	ug/L	<0.17	1.0	06/20/17 16:53	
1,2-Dichloropropane	ug/L	<0.23	1.0	06/20/17 16:53	
1,3,5-Trimethylbenzene	ug/L	<0.50	1.0	06/20/17 16:53	
1,3-Dichlorobenzene	ug/L	<0.50	1.0	06/20/17 16:53	
1,3-Dichloropropane	ug/L	<0.50	1.0	06/20/17 16:53	
1,4-Dichlorobenzene	ug/L	<0.50	1.0	06/20/17 16:53	
2,2-Dichloropropane	ug/L	<0.48	1.0	06/20/17 16:53	
2-Chlorotoluene	ug/L	<0.50	1.0	06/20/17 16:53	
4-Chlorotoluene	ug/L	<0.21	1.0	06/20/17 16:53	
Benzene	ug/L	<0.50	1.0	06/20/17 16:53	
Bromobenzene	ug/L	<0.23	1.0	06/20/17 16:53	
Bromochloromethane	ug/L	<0.34	1.0	06/20/17 16:53	
Bromodichloromethane	ug/L	<0.50	1.0	06/20/17 16:53	
Bromoform	ug/L	<0.50	1.0	06/20/17 16:53	
Bromomethane	ug/L	<2.4	5.0	06/20/17 16:53	
Carbon tetrachloride	ug/L	<0.50	1.0	06/20/17 16:53	
Chlorobenzene	ug/L	<0.50	1.0	06/20/17 16:53	
Chloroethane	ug/L	<0.37	1.0	06/20/17 16:53	
Chloroform	ug/L	<2.5	5.0	06/20/17 16:53	
Chloromethane	ug/L	<0.50	1.0	06/20/17 16:53	
cis-1,2-Dichloroethene	ug/L	<0.26	1.0	06/20/17 16:53	
cis-1,3-Dichloropropene	ug/L	<0.50	1.0	06/20/17 16:53	
Dibromochloromethane	ug/L	<0.50	1.0	06/20/17 16:53	
Dibromomethane	ug/L	<0.43	1.0	06/20/17 16:53	
Dichlorodifluoromethane	ug/L	<0.22	1.0	06/20/17 16:53	
Diisopropyl ether	ug/L	<0.50	1.0	06/20/17 16:53	
Ethylbenzene	ug/L	<0.50	1.0	06/20/17 16:53	

Results presented on this page are in the units indicated by the "Units" column except where an alternate unit is presented to the right of the result.

REPORT OF LABORATORY ANALYSIS

This report shall not be reproduced, except in full,
without the written consent of Pace Analytical Services, LLC.

QUALITY CONTROL DATA

Project: PECO-2016-78B GREEN TREE CNTR
Pace Project No.: 40151790

METHOD BLANK: 1525954 Matrix: Water
Associated Lab Samples: 40151790001, 40151790002

Parameter	Units	Blank Result	Reporting Limit	Analyzed	Qualifiers
Hexachloro-1,3-butadiene	ug/L	<2.1	5.0	06/20/17 16:53	
Isopropylbenzene (Cumene)	ug/L	<0.14	1.0	06/20/17 16:53	
m&p-Xylene	ug/L	<1.0	2.0	06/20/17 16:53	
Methyl-tert-butyl ether	ug/L	<0.17	1.0	06/20/17 16:53	
Methylene Chloride	ug/L	<0.23	1.0	06/20/17 16:53	
n-Butylbenzene	ug/L	<0.50	1.0	06/20/17 16:53	
n-Propylbenzene	ug/L	<0.50	1.0	06/20/17 16:53	
Naphthalene	ug/L	<2.5	5.0	06/20/17 16:53	
o-Xylene	ug/L	<0.50	1.0	06/20/17 16:53	
p-Isopropyltoluene	ug/L	<0.50	1.0	06/20/17 16:53	
sec-Butylbenzene	ug/L	<2.2	5.0	06/20/17 16:53	
Styrene	ug/L	<0.50	1.0	06/20/17 16:53	
tert-Butylbenzene	ug/L	<0.18	1.0	06/20/17 16:53	
Tetrachloroethene	ug/L	<0.50	1.0	06/20/17 16:53	
Toluene	ug/L	<0.50	1.0	06/20/17 16:53	
trans-1,2-Dichloroethene	ug/L	<0.26	1.0	06/20/17 16:53	
trans-1,3-Dichloropropene	ug/L	<0.23	1.0	06/20/17 16:53	
Trichloroethene	ug/L	<0.33	1.0	06/20/17 16:53	
Trichlorofluoromethane	ug/L	<0.18	1.0	06/20/17 16:53	
Vinyl chloride	ug/L	<0.18	1.0	06/20/17 16:53	
4-Bromofluorobenzene (S)	%	101	61-130	06/20/17 16:53	
Dibromofluoromethane (S)	%	99	67-130	06/20/17 16:53	
Toluene-d8 (S)	%	102	70-130	06/20/17 16:53	

LABORATORY CONTROL SAMPLE: 1525955

Parameter	Units	Spike Conc.	LCS Result	LCS % Rec	% Rec Limits	Qualifiers
1,1,1-Trichloroethane	ug/L	50	54.7	109	70-130	
1,1,2,2-Tetrachloroethane	ug/L	50	52.3	105	70-130	
1,1,2-Trichloroethane	ug/L	50	55.2	110	70-130	
1,1-Dichloroethane	ug/L	50	51.6	103	71-132	
1,1-Dichloroethene	ug/L	50	50.5	101	75-130	
1,2,4-Trichlorobenzene	ug/L	50	50.2	100	70-130	
1,2-Dibromo-3-chloropropane	ug/L	50	49.2	98	63-123	
1,2-Dibromoethane (EDB)	ug/L	50	53.9	108	70-130	
1,2-Dichlorobenzene	ug/L	50	58.1	116	70-130	
1,2-Dichloroethane	ug/L	50	51.6	103	70-131	
1,2-Dichloropropane	ug/L	50	51.5	103	80-120	
1,3-Dichlorobenzene	ug/L	50	55.4	111	70-130	
1,4-Dichlorobenzene	ug/L	50	56.5	113	70-130	
Benzene	ug/L	50	52.2	104	73-145	
Bromodichloromethane	ug/L	50	53.9	108	70-130	
Bromoform	ug/L	50	50.5	101	67-130	
Bromomethane	ug/L	50	33.0	66	26-128	

Results presented on this page are in the units indicated by the "Units" column except where an alternate unit is presented to the right of the result.

REPORT OF LABORATORY ANALYSIS

This report shall not be reproduced, except in full,
without the written consent of Pace Analytical Services, LLC.

QUALITY CONTROL DATA

Project: PECO-2016-78B GREEN TREE CNTR

Pace Project No.: 40151790

LABORATORY CONTROL SAMPLE: 1525955

Parameter	Units	Spike Conc.	LCS Result	LCS % Rec	% Rec Limits	Qualifiers
Carbon tetrachloride	ug/L	50	54.2	108	70-133	
Chlorobenzene	ug/L	50	55.5	111	70-130	
Chloroethane	ug/L	50	46.6	93	58-120	
Chloroform	ug/L	50	52.9	106	80-121	
Chloromethane	ug/L	50	32.7	65	40-127	
cis-1,2-Dichloroethene	ug/L	50	53.1	106	70-130	
cis-1,3-Dichloropropene	ug/L	50	52.2	104	70-130	
Dibromochloromethane	ug/L	50	51.6	103	70-130	
Dichlorodifluoromethane	ug/L	50	19.2	38	20-135	
Ethylbenzene	ug/L	50	57.0	114	87-129	
Isopropylbenzene (Cumene)	ug/L	50	57.6	115	70-130	
m&p-Xylene	ug/L	100	111	111	70-130	
Methyl-tert-butyl ether	ug/L	50	54.1	108	66-143	
Methylene Chloride	ug/L	50	51.7	103	70-130	
o-Xylene	ug/L	50	56.6	113	70-130	
Styrene	ug/L	50	57.2	114	70-130	
Tetrachloroethene	ug/L	50	57.3	115	70-130	
Toluene	ug/L	50	55.5	111	82-130	
trans-1,2-Dichloroethene	ug/L	50	54.5	109	75-132	
trans-1,3-Dichloropropene	ug/L	50	48.8	98	70-130	
Trichloroethene	ug/L	50	55.5	111	70-130	
Trichlorofluoromethane	ug/L	50	51.2	102	76-133	
Vinyl chloride	ug/L	50	40.2	80	57-136	
4-Bromofluorobenzene (S)	%			103	61-130	
Dibromofluoromethane (S)	%			100	67-130	
Toluene-d8 (S)	%			103	70-130	

MATRIX SPIKE & MATRIX SPIKE DUPLICATE: 1526340 1526341

Parameter	Units	40151837001		MSD		MSD		% Rec	% Rec	% Rec	Limits	RPD	Max RPD	Qual
		Result	MS Spike Conc.	MSD Spike Conc.	MS Result	MSD Result								
1,1,1-Trichloroethane	ug/L	<0.50	50	50	56.5	55.8	113	112	70-134	1	20			
1,1,2,2-Tetrachloroethane	ug/L	<0.25	50	50	49.6	52.7	99	105	70-130	6	20			
1,1,2-Trichloroethane	ug/L	<0.20	50	50	54.6	55.5	109	111	70-130	2	20			
1,1-Dichloroethane	ug/L	<0.24	50	50	54.1	51.7	108	103	71-133	5	20			
1,1-Dichloroethene	ug/L	<0.41	50	50	54.0	51.2	108	102	75-136	5	20			
1,2,4-Trichlorobenzene	ug/L	<2.2	50	50	48.6	49.4	97	99	70-130	2	20			
1,2-Dibromo-3-chloropropane	ug/L	<2.2	50	50	48.9	48.0	98	96	63-123	2	20			
1,2-Dibromoethane (EDB)	ug/L	<0.18	50	50	55.7	55.0	111	110	70-130	1	20			
1,2-Dichlorobenzene	ug/L	<0.50	50	50	54.2	56.6	108	113	70-130	4	20			
1,2-Dichloroethane	ug/L	<0.17	50	50	53.4	53.6	107	107	70-131	0	20			
1,2-Dichloropropane	ug/L	<0.23	50	50	52.8	51.4	106	103	80-120	3	20			
1,3-Dichlorobenzene	ug/L	<0.50	50	50	54.8	55.6	110	111	70-130	2	20			
1,4-Dichlorobenzene	ug/L	<0.50	50	50	55.3	54.6	111	109	70-130	1	20			

Results presented on this page are in the units indicated by the "Units" column except where an alternate unit is presented to the right of the result.

REPORT OF LABORATORY ANALYSIS

This report shall not be reproduced, except in full,
without the written consent of Pace Analytical Services, LLC.

QUALITY CONTROL DATA

Project: PECO-2016-78B GREEN TREE CNTR

Pace Project No.: 40151790

Parameter	Units	40151837001		1526340		1526341		% Rec	% Rec	Limits	RPD	Max RPD	Qual
		Result	MS Spike Conc.	MSD Spike Conc.	MS Result	MSD Result	MS % Rec						
Benzene	ug/L	<0.50	50	50	53.7	52.4	107	105	73-145	2	20		
Bromodichloromethane	ug/L	<0.50	50	50	55.3	54.6	111	109	70-130	1	20		
Bromoform	ug/L	<0.50	50	50	52.1	51.7	104	103	67-130	1	20		
Bromomethane	ug/L	<2.4	50	50	42.3	43.5	85	87	26-129	3	20		
Carbon tetrachloride	ug/L	<0.50	50	50	56.6	56.4	113	113	70-134	0	20		
Chlorobenzene	ug/L	<0.50	50	50	55.8	56.7	112	113	70-130	2	20		
Chloroethane	ug/L	<0.37	50	50	53.9	49.4	108	99	58-120	9	20		
Chloroform	ug/L	<2.5	50	50	54.6	52.9	109	106	80-121	3	20		
Chloromethane	ug/L	<0.50	50	50	43.9	43.9	88	88	40-128	0	20		
cis-1,2-Dichloroethene	ug/L	<0.26	50	50	54.1	54.4	108	109	70-130	1	20		
cis-1,3-Dichloropropene	ug/L	<0.50	50	50	53.6	53.6	107	107	70-130	0	20		
Dibromochloromethane	ug/L	<0.50	50	50	49.4	50.2	99	100	70-130	2	20		
Dichlorodifluoromethane	ug/L	<0.22	50	50	46.9	47.7	94	95	20-146	2	20		
Ethylbenzene	ug/L	<0.50	50	50	57.1	57.1	114	114	87-129	0	20		
Isopropylbenzene (Cumene)	ug/L	<0.14	50	50	57.7	58.3	115	117	70-130	1	20		
m&p-Xylene	ug/L	<1.0	100	100	113	113	113	113	70-130	0	20		
Methyl-tert-butyl ether	ug/L	<0.17	50	50	55.6	54.5	111	109	66-143	2	20		
Methylene Chloride	ug/L	<0.23	50	50	54.7	53.0	109	106	70-130	3	20		
o-Xylene	ug/L	<0.50	50	50	56.5	57.3	113	115	70-130	1	20		
Styrene	ug/L	<0.50	50	50	57.5	56.2	115	112	70-130	2	20		
Tetrachloroethene	ug/L	<0.50	50	50	56.4	56.9	113	114	70-130	1	20		
Toluene	ug/L	<0.50	50	50	55.9	55.5	112	111	82-131	1	20		
trans-1,2-Dichloroethene	ug/L	<0.26	50	50	57.8	56.3	116	113	75-135	3	20		
trans-1,3-Dichloropropene	ug/L	<0.23	50	50	49.4	49.5	99	99	70-130	0	20		
Trichloroethene	ug/L	<0.33	50	50	57.7	55.3	115	111	70-130	4	20		
Trichlorofluoromethane	ug/L	<0.18	50	50	57.5	56.4	115	113	76-150	2	20		
Vinyl chloride	ug/L	<0.18	50	50	53.6	52.7	107	105	56-143	2	20		
4-Bromofluorobenzene (S)	%						104	107	61-130				
Dibromofluoromethane (S)	%						101	100	67-130				
Toluene-d8 (S)	%						103	103	70-130				

Results presented on this page are in the units indicated by the "Units" column except where an alternate unit is presented to the right of the result.

REPORT OF LABORATORY ANALYSIS

This report shall not be reproduced, except in full,
without the written consent of Pace Analytical Services, LLC.

QUALITY CONTROL DATA

Project: PECO-2016-78B GREEN TREE CNTR

Pace Project No.: 40151790

QC Batch: 259517

Analysis Method: ASTM D2974-87

QC Batch Method: ASTM D2974-87

Analysis Description: Dry Weight/Percent Moisture

Associated Lab Samples: 40151790003

SAMPLE DUPLICATE: 1528704

Parameter	Units	40151790003 Result	Dup Result	RPD	Max RPD	Qualifiers
Percent Moisture	%	10.3	10.4	1	10	

Results presented on this page are in the units indicated by the "Units" column except where an alternate unit is presented to the right of the result.

REPORT OF LABORATORY ANALYSIS

This report shall not be reproduced, except in full,
without the written consent of Pace Analytical Services, LLC.

QUALITY CONTROL DATA

Project: PECO-2016-78B GREEN TREE CNTR

Pace Project No.: 40151790

QC Batch: 259519

Analysis Method: ASTM D2974-87

QC Batch Method: ASTM D2974-87

Analysis Description: Dry Weight/Percent Moisture

Associated Lab Samples: 40151790005

SAMPLE DUPLICATE: 1528713

Parameter	Units	40151790005 Result	Dup Result	RPD	Max RPD	Qualifiers
Percent Moisture	%	28.5	27.9	2	10	

Results presented on this page are in the units indicated by the "Units" column except where an alternate unit is presented to the right of the result.

REPORT OF LABORATORY ANALYSIS

This report shall not be reproduced, except in full,
without the written consent of Pace Analytical Services, LLC.

QUALIFIERS

Project: PECO-2016-78B GREEN TREE CNTR

Pace Project No.: 40151790

DEFINITIONS

DF - Dilution Factor, if reported, represents the factor applied to the reported data due to dilution of the sample aliquot.

ND - Not Detected at or above LOD.

J - Estimated concentration at or above the LOD and below the LOQ.

LOD - Limit of Detection adjusted for dilution factor and percent moisture.

LOQ - Limit of Quantitation adjusted for dilution factor and percent moisture.

S - Surrogate

1,2-Diphenylhydrazine decomposes to and cannot be separated from Azobenzene using Method 8270. The result for each analyte is a combined concentration.

Consistent with EPA guidelines, unrounded data are displayed and have been used to calculate % recovery and RPD values.

LCS(D) - Laboratory Control Sample (Duplicate)

MS(D) - Matrix Spike (Duplicate)

DUP - Sample Duplicate

RPD - Relative Percent Difference

NC - Not Calculable.

SG - Silica Gel - Clean-Up

U - Indicates the compound was analyzed for, but not detected at or above the adjusted LOD.

N-Nitrosodiphenylamine decomposes and cannot be separated from Diphenylamine using Method 8270. The result reported for each analyte is a combined concentration.

Pace Analytical is TNI accredited. Contact your Pace PM for the current list of accredited analytes.

TNI - The NELAC Institute.

LABORATORIES

PASI-G Pace Analytical Services - Green Bay

ANALYTE QUALIFIERS

W Non-detect results are reported on a wet weight basis.

REPORT OF LABORATORY ANALYSIS

This report shall not be reproduced, except in full,
without the written consent of Pace Analytical Services, LLC.

QUALITY CONTROL DATA CROSS REFERENCE TABLE

Project: PECO-2016-78B GREEN TREE CNTR
Pace Project No.: 40151790

Lab ID	Sample ID	QC Batch Method	QC Batch	Analytical Method	Analytical Batch
40151790003	TW-1 @ 5'	EPA 5035/5030B	259610	EPA 8260	259614
40151790005	TW-3 @	EPA 5035/5030B	259610	EPA 8260	259614
40151790001	TW-1	EPA 8260	258958		
40151790002	TW-3	EPA 8260	258958		
40151790003	TW-1 @ 5'	ASTM D2974-87	259517		
40151790005	TW-3 @	ASTM D2974-87	259519		

REPORT OF LABORATORY ANALYSIS

This report shall not be reproduced, except in full,
without the written consent of Pace Analytical Services, LLC.

(Please Print Clearly)

Company Name: Apee Companies
 Branch/Location: Schumanburg, IL
 Project Contact: Joe Becker
 Phone: 847-956-8589
 Project Number: PECO-2016-788
 Project Name: Green tree Centre
 Project State: WI
 Sampled By (Print): Joe Becker
 Sampled By (Sign): [Signature]
 PO #: _____
 Regulatory Program: _____



CHAIN OF CUSTODY

www.faceanals.com
 MN: 612-607-1700 WI: 920-469-2436
 A=None B=HCL C=H2SO4 D=HNO3 E=DI Water F=Methanol G=NaOH
 H=Sodium Bisulfate Solution I=Sodium Thiosulfate J=Other

Regulatory Program: _____
 FILTERED? (YES/NO) _____
 PRESERVATION (CODE)* _____

V/N	Pick Letter
N	B

Analyses Requested

VOCs

Quote #: _____
 Mail To Contact: _____
 Mail To Company: _____
 Mail To Address: _____
 Invoice To Contact: _____
 Invoice To Company: _____
 Invoice To Address: _____
 Invoice To Phone: _____
 CLIENT COMMENTS: _____
 LAB COMMENTS (Lab Use Only): _____
 Profile #: _____

PAGE LAB #	CLIENT FIELD ID	DATE	TIME	MATRIX	DATE/TIME	RECEIVED BY	DATE/TIME	RECEIVED BY	DATE/TIME	PAGE PROJECT NO.
001	TV-1	6-14-17	11:16	GW	6-14-17 / 11:30	[Signature]	6-14-17 / 16:30	[Signature]	6-14-17 / 16:30	46151790
002	TV-3		11:20	S						
003	TV-1 @ 5'	6-13-17	10:30	S	6-13-17 / 10:30	[Signature]		[Signature]		
004	TV-2 @ 15'		11:00	S						
005	TV-3 @		10:00	S						

Rush Turnaround Time Requested - Prelims
 (Rush TAT subject to approval/surcharge)
 Date Needed: _____
 Transmit Prelim Rush Results by (complete what you want): _____
 Email #1: _____
 Email #2: _____
 Telephone: _____
 Fax: _____

Relinquished By: _____ Date/Time: _____
 Relinquished By: _____ Date/Time: _____
 Relinquished By: _____ Date/Time: _____
 Relinquished By: _____ Date/Time: _____

Received By: _____ Date/Time: _____
 Received By: _____ Date/Time: _____
 Received By: _____ Date/Time: _____
 Received By: _____ Date/Time: _____

Receipt Temp: _____
 Sample Receipt pH: _____
 Cooler Custody Seal Present / Not Present: _____
 Intact / Not Intact: _____

Sample Condition Upon Receipt

Pace Analytical Services, LLC. - Green Bay WI
1241 Bellevue Street, Suite 9
Green Bay, WI 54302

Pace Analytical™

Project # **WO# : 40151790**

Client Name: APEX

Courier: Fed Ex UPS Client Pace Other: _____
Tracking #: 871812106327



Custody Seal on Cooler/Box Present: yes no Seals intact: yes no

Custody Seal on Samples Present: yes no Seals intact: yes no

Packing Material: Bubble Wrap Bubble Bags None Other _____

Thermometer Used N/A Type of Ice: Wet Blue Dry None Samples on ice, cooling process has begun

Cooler Temperature Uncorr: ROI / ICorr: _____ Biological Tissue is Frozen: yes no

Temp Blank Present: yes no

Person examining contents:
Date: 6-16-17
Initials: SW

Temp should be above freezing to 6°C.
Biota Samples may be received at ≤ 0°C.

		Comments:
Chain of Custody Present:	<input checked="" type="checkbox"/> Yes <input type="checkbox"/> No <input type="checkbox"/> N/A	1.
Chain of Custody Filled Out:	<input checked="" type="checkbox"/> Yes <input type="checkbox"/> No <input type="checkbox"/> N/A	2.
Chain of Custody Relinquished:	<input checked="" type="checkbox"/> Yes <input type="checkbox"/> No <input type="checkbox"/> N/A	3.
Sampler Name & Signature on COC:	<input checked="" type="checkbox"/> Yes <input type="checkbox"/> No <input type="checkbox"/> N/A	4.
Samples Arrived within Hold Time:	<input checked="" type="checkbox"/> Yes <input type="checkbox"/> No <input type="checkbox"/> N/A	5.
- VOA Samples frozen upon receipt	<input type="checkbox"/> Yes <input type="checkbox"/> No	Date/Time:
Short Hold Time Analysis (<72hr):	<input type="checkbox"/> Yes <input checked="" type="checkbox"/> No <input type="checkbox"/> N/A	6.
Rush Turn Around Time Requested:	<input type="checkbox"/> Yes <input checked="" type="checkbox"/> No <input type="checkbox"/> N/A	7.
Sufficient Volume:	<input checked="" type="checkbox"/> Yes <input type="checkbox"/> No <input type="checkbox"/> N/A	8.
Correct Containers Used:	<input checked="" type="checkbox"/> Yes <input type="checkbox"/> No <input type="checkbox"/> N/A	9.
-Pace Containers Used:	<input checked="" type="checkbox"/> Yes <input type="checkbox"/> No <input type="checkbox"/> N/A	
-Pace IR Containers Used:	<input type="checkbox"/> Yes <input type="checkbox"/> No <input checked="" type="checkbox"/> N/A	
Containers Intact:	<input checked="" type="checkbox"/> Yes <input type="checkbox"/> No <input type="checkbox"/> N/A	10.
Filtered volume received for Dissolved tests	<input type="checkbox"/> Yes <input type="checkbox"/> No <input checked="" type="checkbox"/> N/A	11.
Sample Labels match COC:	<input type="checkbox"/> Yes <input checked="" type="checkbox"/> No <input type="checkbox"/> N/A	12.
-Includes date/time/ID/Analysis Matrix: <u>WNS</u>		<u>003 - 402ccg IO - TW1 @ 10'</u> <u>005 - FO on samples TW3 @ 7'</u> <u>Collect time 10:10 on sample 6-15-17</u>
All containers needing preservation have been checked. (Non-Compliance noted in 13.)	<input type="checkbox"/> Yes <input type="checkbox"/> No <input checked="" type="checkbox"/> N/A	13.
All containers needing preservation are found to be in compliance with EPA recommendation. (HNO3, H2SO4 ≤2; NaOH+ZnAct ≥9, NaOH ≥12)	<input type="checkbox"/> Yes <input type="checkbox"/> No <input checked="" type="checkbox"/> N/A	
exceptions: <u>VOA</u> coliform, TOC, TOX, TOH, O&G, WIDROW, Phenolics, OTHER:	<input checked="" type="checkbox"/> Yes <input type="checkbox"/> No	Initial when completed
		Lab Std #ID of preservative
		Date/Time:
Headspace in VOA Vials (>6mm):	<input type="checkbox"/> Yes <input checked="" type="checkbox"/> No <input type="checkbox"/> N/A	14.
Trip Blank Present:	<input type="checkbox"/> Yes <input checked="" type="checkbox"/> No <input type="checkbox"/> N/A	15.
Trip Blank Custody Seals Present	<input type="checkbox"/> Yes <input type="checkbox"/> No <input checked="" type="checkbox"/> N/A	
Pace Trip Blank Lot # (if purchased):		

Client Notification/ Resolution: _____ If checked, see attached form for additional comments

Person Contacted: _____ Date/Time: _____

Comments/ Resolution: _____

Project Manager Review: Uew Date: 6/16/17

June 23, 2017

Joseph Becker
Apex Companies, LLC
1701 East Woodfield Road
Suite 333
Schaumburg, IL 60173

RE: Project: Greentree Centre
Pace Project No.: 10392543

Dear Joseph Becker:

Enclosed are the analytical results for sample(s) received by the laboratory on June 16, 2017. The results relate only to the samples included in this report. Results reported herein conform to the most current, applicable TNI/NELAC standards and the laboratory's Quality Assurance Manual, where applicable, unless otherwise noted in the body of the report.

If you have any questions concerning this report, please feel free to contact me.

Sincerely,

Carolynne Trout

Carolynne Trout
carolynne.trout@pacelabs.com
1(612)607-6351
Project Manager

Enclosures



REPORT OF LABORATORY ANALYSIS

This report shall not be reproduced, except in full,
without the written consent of Pace Analytical Services, LLC.

CERTIFICATIONS

Project: Greentree Centre

Pace Project No.: 10392543

Minnesota Certification IDs

1700 Elm Street SE, Suite 200, Minneapolis, MN 55414

A2LA Certification #: 2926.01

Alabama Certification #: 40770

Alaska Contaminated Sites Certification #: UST-078

Alaska DW Certification #: MN00064

Arizona Certification #: AZ0014

Arkansas Certification #: 88-0680

California Certification #: MN00064

CNMI Saipan Certification #: MP0003

Colorado Certification #: MN00064

Connecticut Certification #: PH-0256

EPA Region 8 Certification #: 8TMS-L

Florida Certification #: E87605

Georgia Certification #: 959

Guam EPA Certification #: MN00064

Hawaii Certification #: MN00064

Idaho Certification #: MN00064

Illinois Certification #: 200011

Indiana Certification #: C-MN-01

Iowa Certification #: 368

Kansas Certification #: E-10167

Kentucky DW Certification #: 90062

Kentucky WW Certification #: 90062

Louisiana DEQ Certification #: 03086

Louisiana DW Certification #: MN00064

Maine Certification #: MN00064

Maryland Certification #: 322

Michigan Certification #: 9909

Minnesota Certification #: 027-053-137

Mississippi Certification #: MN00064

Montana Certification #: CERT0092

Nebraska Certification #: NE-OS-18-06

Nevada Certification #: MN00064

New Hampshire Certification #: 2081

New Jersey Certification #: MN002

New York Certification #: 11647

North Carolina DW Certification #: 27700

North Carolina WW Certification #: 530

North Dakota Certification #: R-036

Ohio DW Certification #: 41244

Ohio VAP Certification #: CL101

Oklahoma Certification #: 9507

Oregon NwTPH Certification #: MN300001

Oregon Secondary Certification #: MN200001

Pennsylvania Certification #: 68-00563

Puerto Rico Certification #: MN00064

South Carolina Certification #: 74003001

Tennessee Certification #: TN02818

Texas Certification #: T104704192

Utah Certification #: MN00064

Virginia Certification #: 460163

Washington Certification #: C486

West Virginia DW Certification #: 9952 C

West Virginia WW Certification #: 382

Wisconsin Certification #: 999407970

Wyoming via EPA Region 8 Certification #: 8TMS-L

REPORT OF LABORATORY ANALYSIS

This report shall not be reproduced, except in full,
without the written consent of Pace Analytical Services, LLC.

SAMPLE SUMMARY

Project: Greentree Centre
Pace Project No.: 10392543

Lab ID	Sample ID	Matrix	Date Collected	Date Received
10392543001	SV-1	Air	06/13/17 09:14	06/16/17 09:30
10392543002	SV-2	Air	06/13/17 10:15	06/16/17 09:30
10392543003	SV-3	Air	06/13/17 13:25	06/16/17 09:30

REPORT OF LABORATORY ANALYSIS

This report shall not be reproduced, except in full,
without the written consent of Pace Analytical Services, LLC.

SAMPLE ANALYTE COUNT

Project: Greentree Centre

Pace Project No.: 10392543

Lab ID	Sample ID	Method	Analysts	Analytes Reported	Laboratory
10392543001	SV-1	TO-15	CH1	61	PASI-M
10392543002	SV-2	TO-15	CH1	61	PASI-M
10392543003	SV-3	TO-15	CH1	61	PASI-M

REPORT OF LABORATORY ANALYSIS

This report shall not be reproduced, except in full,
without the written consent of Pace Analytical Services, LLC.

ANALYTICAL RESULTS

Project: Greentree Centre

Pace Project No.: 10392543

Sample: SV-1 Lab ID: 10392543001 Collected: 06/13/17 09:14 Received: 06/16/17 09:30 Matrix: Air

Parameters	Results	Units	LOQ	LOD	DF	Prepared	Analyzed	CAS No.	Qual
TO15 MSV AIR									
Analytical Method: TO-15									
Acetone	41.1	ug/m3	4.1	1.4	1.68		06/22/17 13:54	67-64-1	
Benzene	1.3	ug/m3	0.55	0.20	1.68		06/22/17 13:54	71-43-2	
Benzyl chloride	<0.28	ug/m3	4.4	0.28	1.68		06/22/17 13:54	100-44-7	
Bromodichloromethane	<0.33	ug/m3	2.3	0.33	1.68		06/22/17 13:54	75-27-4	
Bromoform	4.1J	ug/m3	8.8	1.5	1.68		06/22/17 13:54	75-25-2	
Bromomethane	<0.52	ug/m3	1.3	0.52	1.68		06/22/17 13:54	74-83-9	
1,3-Butadiene	<0.30	ug/m3	0.76	0.30	1.68		06/22/17 13:54	106-99-0	
2-Butanone (MEK)	6.2	ug/m3	5.0	0.38	1.68		06/22/17 13:54	78-93-3	
Carbon disulfide	1.0J	ug/m3	1.1	0.17	1.68		06/22/17 13:54	75-15-0	
Carbon tetrachloride	1.2	ug/m3	1.1	0.32	1.68		06/22/17 13:54	56-23-5	
Chlorobenzene	<0.23	ug/m3	1.6	0.23	1.68		06/22/17 13:54	108-90-7	
Chloroethane	<0.33	ug/m3	0.91	0.33	1.68		06/22/17 13:54	75-00-3	
Chloroform	1.7	ug/m3	0.83	0.32	1.68		06/22/17 13:54	67-66-3	
Chloromethane	1.9	ug/m3	0.71	0.18	1.68		06/22/17 13:54	74-87-3	
Cyclohexane	3.3	ug/m3	1.2	0.53	1.68		06/22/17 13:54	110-82-7	
Dibromochloromethane	<1.4	ug/m3	2.9	1.4	1.68		06/22/17 13:54	124-48-1	
1,2-Dibromoethane (EDB)	<1.3	ug/m3	2.6	1.3	1.68		06/22/17 13:54	106-93-4	
1,2-Dichlorobenzene	<0.86	ug/m3	2.0	0.86	1.68		06/22/17 13:54	95-50-1	
1,3-Dichlorobenzene	2.3J	ug/m3	5.1	0.89	1.68		06/22/17 13:54	541-73-1	
1,4-Dichlorobenzene	2.5J	ug/m3	5.1	0.84	1.68		06/22/17 13:54	106-46-7	
Dichlorodifluoromethane	849	ug/m3	17.0	8.1	16.8		06/23/17 12:28	75-71-8	IS
1,1-Dichloroethane	<0.26	ug/m3	1.4	0.26	1.68		06/22/17 13:54	75-34-3	
1,2-Dichloroethane	<0.34	ug/m3	0.69	0.34	1.68		06/22/17 13:54	107-06-2	
1,1-Dichloroethene	<0.40	ug/m3	1.4	0.40	1.68		06/22/17 13:54	75-35-4	
cis-1,2-Dichloroethene	<0.41	ug/m3	1.4	0.41	1.68		06/22/17 13:54	156-59-2	
trans-1,2-Dichloroethene	<0.65	ug/m3	1.4	0.65	1.68		06/22/17 13:54	156-60-5	
1,2-Dichloropropane	<0.45	ug/m3	1.6	0.45	1.68		06/22/17 13:54	78-87-5	
cis-1,3-Dichloropropene	<0.62	ug/m3	1.5	0.62	1.68		06/22/17 13:54	10061-01-5	
trans-1,3-Dichloropropene	<0.44	ug/m3	1.5	0.44	1.68		06/22/17 13:54	10061-02-6	
Dichlorotetrafluoroethane	<0.52	ug/m3	2.4	0.52	1.68		06/22/17 13:54	76-14-2	
Ethanol	79.7	ug/m3	3.2	0.45	1.68		06/22/17 13:54	64-17-5	
Ethyl acetate	5.7	ug/m3	1.2	0.58	1.68		06/22/17 13:54	141-78-6	
Ethylbenzene	2.3	ug/m3	1.5	0.71	1.68		06/22/17 13:54	100-41-4	
4-Ethyltoluene	9.3	ug/m3	1.7	0.32	1.68		06/22/17 13:54	622-96-8	
n-Heptane	2.7	ug/m3	1.4	0.47	1.68		06/22/17 13:54	142-82-5	
Hexachloro-1,3-butadiene	<1.1	ug/m3	3.6	1.1	1.68		06/22/17 13:54	87-68-3	
n-Hexane	5.0	ug/m3	1.2	0.60	1.68		06/22/17 13:54	110-54-3	
2-Hexanone	<0.69	ug/m3	7.0	0.69	1.68		06/22/17 13:54	591-78-6	
Methylene Chloride	14.7	ug/m3	5.9	0.91	1.68		06/22/17 13:54	75-09-2	
4-Methyl-2-pentanone (MIBK)	<0.36	ug/m3	7.0	0.36	1.68		06/22/17 13:54	108-10-1	
Methyl-tert-butyl ether	<0.51	ug/m3	6.2	0.51	1.68		06/22/17 13:54	1634-04-4	
Naphthalene	19.0	ug/m3	4.5	0.51	1.68		06/22/17 13:54	91-20-3	
2-Propanol	42.2	ug/m3	4.2	0.40	1.68		06/22/17 13:54	67-63-0	
Propylene	<0.23	ug/m3	0.59	0.23	1.68		06/22/17 13:54	115-07-1	
Styrene	1.2J	ug/m3	1.5	0.32	1.68		06/22/17 13:54	100-42-5	
1,1,2,2-Tetrachloroethane	<0.55	ug/m3	1.2	0.55	1.68		06/22/17 13:54	79-34-5	

REPORT OF LABORATORY ANALYSIS

This report shall not be reproduced, except in full,
without the written consent of Pace Analytical Services, LLC.

ANALYTICAL RESULTS

Project: Greentree Centre

Pace Project No.: 10392543

Sample: SV-1 **Lab ID: 10392543001** Collected: 06/13/17 09:14 Received: 06/16/17 09:30 Matrix: Air

Parameters	Results	Units	LOQ	LOD	DF	Prepared	Analyzed	CAS No.	Qual
TO15 MSV AIR Analytical Method: TO-15									
Tetrachloroethene	116	ug/m3	1.2	0.47	1.68		06/22/17 13:54	127-18-4	
Tetrahydrofuran	<0.20	ug/m3	1.0	0.20	1.68		06/22/17 13:54	109-99-9	
Toluene	13.0	ug/m3	1.3	0.26	1.68		06/22/17 13:54	108-88-3	
1,2,4-Trichlorobenzene	<1.5	ug/m3	6.3	1.5	1.68		06/22/17 13:54	120-82-1	
1,1,1-Trichloroethane	<0.41	ug/m3	1.9	0.41	1.68		06/22/17 13:54	71-55-6	
1,1,2-Trichloroethane	<0.41	ug/m3	0.92	0.41	1.68		06/22/17 13:54	79-00-5	
Trichloroethene	2.7	ug/m3	0.92	0.46	1.68		06/22/17 13:54	79-01-6	
Trichlorofluoromethane	3.3	ug/m3	1.9	0.22	1.68		06/22/17 13:54	75-69-4	
1,1,2-Trichlorotrifluoroethane	1.3J	ug/m3	2.7	0.51	1.68		06/22/17 13:54	76-13-1	
1,2,4-Trimethylbenzene	36.6	ug/m3	1.7	0.21	1.68		06/22/17 13:54	95-63-6	
1,3,5-Trimethylbenzene	22.4	ug/m3	1.7	0.31	1.68		06/22/17 13:54	108-67-8	
Vinyl acetate	<0.55	ug/m3	1.2	0.55	1.68		06/22/17 13:54	108-05-4	
Vinyl chloride	<0.33	ug/m3	0.44	0.33	1.68		06/22/17 13:54	75-01-4	
m&p-Xylene	6.3	ug/m3	3.0	1.3	1.68		06/22/17 13:54	179601-23-1	
o-Xylene	3.4	ug/m3	1.5	0.59	1.68		06/22/17 13:54	95-47-6	

Sample: SV-2 **Lab ID: 10392543002** Collected: 06/13/17 10:15 Received: 06/16/17 09:30 Matrix: Air

Parameters	Results	Units	LOQ	LOD	DF	Prepared	Analyzed	CAS No.	Qual
TO15 MSV AIR Analytical Method: TO-15									
Acetone	32.5	ug/m3	3.6	1.2	1.49		06/22/17 14:24	67-64-1	
Benzene	1.4	ug/m3	0.48	0.18	1.49		06/22/17 14:24	71-43-2	
Benzyl chloride	<0.25	ug/m3	3.9	0.25	1.49		06/22/17 14:24	100-44-7	
Bromodichloromethane	8.8	ug/m3	2.0	0.29	1.49		06/22/17 14:24	75-27-4	
Bromoform	3.9J	ug/m3	7.8	1.3	1.49		06/22/17 14:24	75-25-2	
Bromomethane	1.6	ug/m3	1.2	0.46	1.49		06/22/17 14:24	74-83-9	
1,3-Butadiene	<0.26	ug/m3	0.67	0.26	1.49		06/22/17 14:24	106-99-0	
2-Butanone (MEK)	4.0J	ug/m3	4.5	0.34	1.49		06/22/17 14:24	78-93-3	
Carbon disulfide	2.7	ug/m3	0.94	0.15	1.49		06/22/17 14:24	75-15-0	
Carbon tetrachloride	1.2	ug/m3	0.95	0.29	1.49		06/22/17 14:24	56-23-5	
Chlorobenzene	<0.20	ug/m3	1.4	0.20	1.49		06/22/17 14:24	108-90-7	
Chloroethane	1.9	ug/m3	0.80	0.29	1.49		06/22/17 14:24	75-00-3	
Chloroform	39.0	ug/m3	0.74	0.28	1.49		06/22/17 14:24	67-66-3	
Chloromethane	11.8	ug/m3	0.63	0.16	1.49		06/22/17 14:24	74-87-3	
Cyclohexane	1.3	ug/m3	1.0	0.47	1.49		06/22/17 14:24	110-82-7	
Dibromochloromethane	3.7	ug/m3	2.6	1.3	1.49		06/22/17 14:24	124-48-1	
1,2-Dibromoethane (EDB)	<1.2	ug/m3	2.3	1.2	1.49		06/22/17 14:24	106-93-4	
1,2-Dichlorobenzene	<0.76	ug/m3	1.8	0.76	1.49		06/22/17 14:24	95-50-1	
1,3-Dichlorobenzene	2.2J	ug/m3	4.6	0.79	1.49		06/22/17 14:24	541-73-1	
1,4-Dichlorobenzene	2.3J	ug/m3	4.6	0.74	1.49		06/22/17 14:24	106-46-7	
Dichlorodifluoromethane	3.2	ug/m3	1.5	0.72	1.49		06/22/17 14:24	75-71-8	
1,1-Dichloroethane	<0.23	ug/m3	1.2	0.23	1.49		06/22/17 14:24	75-34-3	
1,2-Dichloroethane	<0.31	ug/m3	0.61	0.31	1.49		06/22/17 14:24	107-06-2	

REPORT OF LABORATORY ANALYSIS

This report shall not be reproduced, except in full,
without the written consent of Pace Analytical Services, LLC.

ANALYTICAL RESULTS

Project: Greentree Centre

Pace Project No.: 10392543

Sample: SV-2 **Lab ID: 10392543002** Collected: 06/13/17 10:15 Received: 06/16/17 09:30 Matrix: Air

Parameters	Results	Units	LOQ	LOD	DF	Prepared	Analyzed	CAS No.	Qual
TO15 MSV AIR		Analytical Method: TO-15							
1,1-Dichloroethene	<0.35	ug/m3	1.2	0.35	1.49		06/22/17 14:24	75-35-4	
cis-1,2-Dichloroethene	2.2	ug/m3	1.2	0.37	1.49		06/22/17 14:24	156-59-2	
trans-1,2-Dichloroethene	<0.57	ug/m3	1.2	0.57	1.49		06/22/17 14:24	156-60-5	
1,2-Dichloropropane	<0.40	ug/m3	1.4	0.40	1.49		06/22/17 14:24	78-87-5	
cis-1,3-Dichloropropene	<0.55	ug/m3	1.4	0.55	1.49		06/22/17 14:24	10061-01-5	
trans-1,3-Dichloropropene	<0.39	ug/m3	1.4	0.39	1.49		06/22/17 14:24	10061-02-6	
Dichlorotetrafluoroethane	<0.46	ug/m3	2.1	0.46	1.49		06/22/17 14:24	76-14-2	
Ethanol	32.5	ug/m3	2.9	0.39	1.49		06/22/17 14:24	64-17-5	
Ethyl acetate	<0.52	ug/m3	1.1	0.52	1.49		06/22/17 14:24	141-78-6	
Ethylbenzene	1.5	ug/m3	1.3	0.63	1.49		06/22/17 14:24	100-41-4	
4-Ethyltoluene	5.2	ug/m3	1.5	0.28	1.49		06/22/17 14:24	622-96-8	
n-Heptane	1.3	ug/m3	1.2	0.42	1.49		06/22/17 14:24	142-82-5	
Hexachloro-1,3-butadiene	<0.97	ug/m3	3.2	0.97	1.49		06/22/17 14:24	87-68-3	
n-Hexane	2.7	ug/m3	1.1	0.53	1.49		06/22/17 14:24	110-54-3	
2-Hexanone	<0.61	ug/m3	6.2	0.61	1.49		06/22/17 14:24	591-78-6	
Methylene Chloride	4.8J	ug/m3	5.3	0.81	1.49		06/22/17 14:24	75-09-2	
4-Methyl-2-pentanone (MIBK)	<0.32	ug/m3	6.2	0.32	1.49		06/22/17 14:24	108-10-1	
Methyl-tert-butyl ether	<0.45	ug/m3	5.5	0.45	1.49		06/22/17 14:24	1634-04-4	
Naphthalene	25.3	ug/m3	4.0	0.45	1.49		06/22/17 14:24	91-20-3	
2-Propanol	9.8	ug/m3	3.7	0.36	1.49		06/22/17 14:24	67-63-0	
Propylene	<0.20	ug/m3	0.52	0.20	1.49		06/22/17 14:24	115-07-1	
Styrene	1.6	ug/m3	1.3	0.29	1.49		06/22/17 14:24	100-42-5	
1,1,2,2-Tetrachloroethane	<0.49	ug/m3	1.0	0.49	1.49		06/22/17 14:24	79-34-5	
Tetrachloroethene	4570	ug/m3	20.5	8.3	29.8		06/23/17 01:05	127-18-4	
Tetrahydrofuran	1.5	ug/m3	0.89	0.18	1.49		06/22/17 14:24	109-99-9	
Toluene	2.8	ug/m3	1.1	0.23	1.49		06/22/17 14:24	108-88-3	
1,2,4-Trichlorobenzene	4.0J	ug/m3	5.6	1.4	1.49		06/22/17 14:24	120-82-1	
1,1,1-Trichloroethane	<0.37	ug/m3	1.7	0.37	1.49		06/22/17 14:24	71-55-6	
1,1,2-Trichloroethane	<0.37	ug/m3	0.82	0.37	1.49		06/22/17 14:24	79-00-5	
Trichloroethene	28.6	ug/m3	0.82	0.41	1.49		06/22/17 14:24	79-01-6	
Trichlorofluoromethane	1.9	ug/m3	1.7	0.20	1.49		06/22/17 14:24	75-69-4	
1,1,2-Trichlorotrifluoroethane	1.2J	ug/m3	2.4	0.45	1.49		06/22/17 14:24	76-13-1	
1,2,4-Trimethylbenzene	10.6	ug/m3	1.5	0.19	1.49		06/22/17 14:24	95-63-6	
1,3,5-Trimethylbenzene	4.4	ug/m3	1.5	0.27	1.49		06/22/17 14:24	108-67-8	
Vinyl acetate	<0.49	ug/m3	1.1	0.49	1.49		06/22/17 14:24	108-05-4	
Vinyl chloride	<0.29	ug/m3	0.39	0.29	1.49		06/22/17 14:24	75-01-4	
m&p-Xylene	2.8	ug/m3	2.6	1.2	1.49		06/22/17 14:24	179601-23-1	
o-Xylene	1.5	ug/m3	1.3	0.52	1.49		06/22/17 14:24	95-47-6	

REPORT OF LABORATORY ANALYSIS

This report shall not be reproduced, except in full,
without the written consent of Pace Analytical Services, LLC.

ANALYTICAL RESULTS

Project: Greentree Centre

Pace Project No.: 10392543

Sample: SV-3 **Lab ID: 10392543003** Collected: 06/13/17 13:25 Received: 06/16/17 09:30 Matrix: Air

Parameters	Results	Units	LOQ	LOD	DF	Prepared	Analyzed	CAS No.	Qual
TO15 MSV AIR Analytical Method: TO-15									
Acetone	30.2	ug/m3	4.2	1.5	1.75		06/22/17 14:54	67-64-1	
Benzene	1.2	ug/m3	0.57	0.21	1.75		06/22/17 14:54	71-43-2	
Benzyl chloride	<0.29	ug/m3	4.6	0.29	1.75		06/22/17 14:54	100-44-7	
Bromodichloromethane	4.7	ug/m3	2.4	0.34	1.75		06/22/17 14:54	75-27-4	
Bromoform	4.3J	ug/m3	9.2	1.6	1.75		06/22/17 14:54	75-25-2	
Bromomethane	<0.54	ug/m3	1.4	0.54	1.75		06/22/17 14:54	74-83-9	
1,3-Butadiene	<0.31	ug/m3	0.79	0.31	1.75		06/22/17 14:54	106-99-0	
2-Butanone (MEK)	10.8	ug/m3	5.2	0.40	1.75		06/22/17 14:54	78-93-3	
Carbon disulfide	25.3	ug/m3	1.1	0.18	1.75		06/22/17 14:54	75-15-0	
Carbon tetrachloride	1.3	ug/m3	1.1	0.34	1.75		06/22/17 14:54	56-23-5	
Chlorobenzene	<0.23	ug/m3	1.6	0.23	1.75		06/22/17 14:54	108-90-7	
Chloroethane	<0.34	ug/m3	0.94	0.34	1.75		06/22/17 14:54	75-00-3	
Chloroform	29.8	ug/m3	0.87	0.33	1.75		06/22/17 14:54	67-66-3	
Chloromethane	<0.19	ug/m3	0.74	0.19	1.75		06/22/17 14:54	74-87-3	
Cyclohexane	1.7	ug/m3	1.2	0.55	1.75		06/22/17 14:54	110-82-7	
Dibromochloromethane	1.7J	ug/m3	3.0	1.5	1.75		06/22/17 14:54	124-48-1	
1,2-Dibromoethane (EDB)	<1.4	ug/m3	2.7	1.4	1.75		06/22/17 14:54	106-93-4	
1,2-Dichlorobenzene	<0.90	ug/m3	2.1	0.90	1.75		06/22/17 14:54	95-50-1	
1,3-Dichlorobenzene	2.4J	ug/m3	5.3	0.93	1.75		06/22/17 14:54	541-73-1	
1,4-Dichlorobenzene	2.5J	ug/m3	5.3	0.87	1.75		06/22/17 14:54	106-46-7	
Dichlorodifluoromethane	3.7	ug/m3	1.8	0.84	1.75		06/22/17 14:54	75-71-8	
1,1-Dichloroethane	<0.27	ug/m3	1.4	0.27	1.75		06/22/17 14:54	75-34-3	
1,2-Dichloroethane	<0.36	ug/m3	0.72	0.36	1.75		06/22/17 14:54	107-06-2	
1,1-Dichloroethene	<0.42	ug/m3	1.4	0.42	1.75		06/22/17 14:54	75-35-4	
cis-1,2-Dichloroethene	5.4	ug/m3	1.4	0.43	1.75		06/22/17 14:54	156-59-2	
trans-1,2-Dichloroethene	<0.67	ug/m3	1.4	0.67	1.75		06/22/17 14:54	156-60-5	
1,2-Dichloropropane	<0.47	ug/m3	1.6	0.47	1.75		06/22/17 14:54	78-87-5	
cis-1,3-Dichloropropene	<0.65	ug/m3	1.6	0.65	1.75		06/22/17 14:54	10061-01-5	
trans-1,3-Dichloropropene	<0.46	ug/m3	1.6	0.46	1.75		06/22/17 14:54	10061-02-6	
Dichlorotetrafluoroethane	<0.54	ug/m3	2.5	0.54	1.75		06/22/17 14:54	76-14-2	
Ethanol	64.4	ug/m3	3.4	0.46	1.75		06/22/17 14:54	64-17-5	
Ethyl acetate	<0.61	ug/m3	1.3	0.61	1.75		06/22/17 14:54	141-78-6	
Ethylbenzene	2.0	ug/m3	1.5	0.74	1.75		06/22/17 14:54	100-41-4	
4-Ethyltoluene	4.7	ug/m3	1.8	0.33	1.75		06/22/17 14:54	622-96-8	
n-Heptane	2.2	ug/m3	1.5	0.49	1.75		06/22/17 14:54	142-82-5	
Hexachloro-1,3-butadiene	<1.1	ug/m3	3.8	1.1	1.75		06/22/17 14:54	87-68-3	
n-Hexane	4.2	ug/m3	1.3	0.62	1.75		06/22/17 14:54	110-54-3	
2-Hexanone	<0.72	ug/m3	7.3	0.72	1.75		06/22/17 14:54	591-78-6	
Methylene Chloride	3.8J	ug/m3	6.2	0.95	1.75		06/22/17 14:54	75-09-2	
4-Methyl-2-pentanone (MIBK)	<0.38	ug/m3	7.3	0.38	1.75		06/22/17 14:54	108-10-1	
Methyl-tert-butyl ether	<0.53	ug/m3	6.4	0.53	1.75		06/22/17 14:54	1634-04-4	
Naphthalene	26.0	ug/m3	4.7	0.53	1.75		06/22/17 14:54	91-20-3	
2-Propanol	32.6	ug/m3	4.4	0.42	1.75		06/22/17 14:54	67-63-0	
Propylene	<0.24	ug/m3	0.61	0.24	1.75		06/22/17 14:54	115-07-1	
Styrene	0.80J	ug/m3	1.5	0.34	1.75		06/22/17 14:54	100-42-5	
1,1,2,2-Tetrachloroethane	<0.58	ug/m3	1.2	0.58	1.75		06/22/17 14:54	79-34-5	

REPORT OF LABORATORY ANALYSIS

This report shall not be reproduced, except in full,
without the written consent of Pace Analytical Services, LLC.

ANALYTICAL RESULTS

Project: Greentree Centre

Pace Project No.: 10392543

Sample: SV-3 **Lab ID: 10392543003** Collected: 06/13/17 13:25 Received: 06/16/17 09:30 Matrix: Air

Parameters	Results	Units	LOQ	LOD	DF	Prepared	Analyzed	CAS No.	Qual
TO15 MSV AIR									
Analytical Method: TO-15									
Tetrachloroethene	7720	ug/m3	60.3	24.3	87.5		06/23/17 00:39	127-18-4	
Tetrahydrofuran	<0.21	ug/m3	1.0	0.21	1.75		06/22/17 14:54	109-99-9	
Toluene	4.1	ug/m3	1.3	0.27	1.75		06/22/17 14:54	108-88-3	
1,2,4-Trichlorobenzene	<1.6	ug/m3	6.6	1.6	1.75		06/22/17 14:54	120-82-1	
1,1,1-Trichloroethane	<0.43	ug/m3	1.9	0.43	1.75		06/22/17 14:54	71-55-6	
1,1,2-Trichloroethane	<0.43	ug/m3	0.96	0.43	1.75		06/22/17 14:54	79-00-5	
Trichloroethene	48.0	ug/m3	0.96	0.48	1.75		06/22/17 14:54	79-01-6	
Trichlorofluoromethane	1.9J	ug/m3	2.0	0.23	1.75		06/22/17 14:54	75-69-4	
1,1,2-Trichlorotrifluoroethane	<0.53	ug/m3	2.8	0.53	1.75		06/22/17 14:54	76-13-1	
1,2,4-Trimethylbenzene	16.5	ug/m3	1.7	0.22	1.75		06/22/17 14:54	95-63-6	
1,3,5-Trimethylbenzene	7.9	ug/m3	1.7	0.32	1.75		06/22/17 14:54	108-67-8	
Vinyl acetate	3.1	ug/m3	1.3	0.58	1.75		06/22/17 14:54	108-05-4	
Vinyl chloride	<0.34	ug/m3	0.46	0.34	1.75		06/22/17 14:54	75-01-4	
m&p-Xylene	3.3	ug/m3	3.1	1.4	1.75		06/22/17 14:54	179601-23-1	
o-Xylene	2.2	ug/m3	1.5	0.61	1.75		06/22/17 14:54	95-47-6	

REPORT OF LABORATORY ANALYSIS

This report shall not be reproduced, except in full,
without the written consent of Pace Analytical Services, LLC.

QUALITY CONTROL DATA

Project: Greentree Centre

Pace Project No.: 10392543

QC Batch: 481122

Analysis Method: TO-15

QC Batch Method: TO-15

Analysis Description: TO15 MSV AIR Low Level

Associated Lab Samples: 10392543001, 10392543002, 10392543003

METHOD BLANK: 2620419

Matrix: Air

Associated Lab Samples: 10392543001, 10392543002, 10392543003

Parameter	Units	Blank Result	Reporting Limit	Analyzed	Qualifiers
1,1,1-Trichloroethane	ug/m3	<0.25	1.1	06/22/17 11:04	
1,1,2,2-Tetrachloroethane	ug/m3	<0.33	0.70	06/22/17 11:04	
1,1,2-Trichloroethane	ug/m3	<0.25	0.55	06/22/17 11:04	
1,1,2-Trichlorotrifluoroethane	ug/m3	<0.30	1.6	06/22/17 11:04	
1,1-Dichloroethane	ug/m3	<0.16	0.82	06/22/17 11:04	
1,1-Dichloroethene	ug/m3	<0.24	0.81	06/22/17 11:04	
1,2,4-Trichlorobenzene	ug/m3	<0.91	3.8	06/22/17 11:04	
1,2,4-Trimethylbenzene	ug/m3	<0.12	1.0	06/22/17 11:04	
1,2-Dibromoethane (EDB)	ug/m3	<0.77	1.6	06/22/17 11:04	
1,2-Dichlorobenzene	ug/m3	<0.51	1.2	06/22/17 11:04	
1,2-Dichloroethane	ug/m3	<0.20	0.41	06/22/17 11:04	
1,2-Dichloropropane	ug/m3	<0.27	0.94	06/22/17 11:04	
1,3,5-Trimethylbenzene	ug/m3	<0.18	1.0	06/22/17 11:04	
1,3-Butadiene	ug/m3	<0.18	0.45	06/22/17 11:04	
1,3-Dichlorobenzene	ug/m3	<0.53	3.1	06/22/17 11:04	MN
1,4-Dichlorobenzene	ug/m3	<0.50	3.1	06/22/17 11:04	MN
2-Butanone (MEK)	ug/m3	<0.23	3.0	06/22/17 11:04	
2-Hexanone	ug/m3	<0.41	4.2	06/22/17 11:04	
2-Propanol	ug/m3	<0.24	2.5	06/22/17 11:04	
4-Ethyltoluene	ug/m3	<0.19	1.0	06/22/17 11:04	
4-Methyl-2-pentanone (MIBK)	ug/m3	<0.22	4.2	06/22/17 11:04	
Acetone	ug/m3	<0.83	2.4	06/22/17 11:04	
Benzene	ug/m3	<0.12	0.32	06/22/17 11:04	
Benzyl chloride	ug/m3	<0.17	2.6	06/22/17 11:04	MN
Bromodichloromethane	ug/m3	<0.19	1.4	06/22/17 11:04	
Bromoform	ug/m3	<0.90	5.3	06/22/17 11:04	MN
Bromomethane	ug/m3	<0.31	0.79	06/22/17 11:04	
Carbon disulfide	ug/m3	<0.10	0.63	06/22/17 11:04	
Carbon tetrachloride	ug/m3	<0.19	0.64	06/22/17 11:04	
Chlorobenzene	ug/m3	<0.13	0.94	06/22/17 11:04	
Chloroethane	ug/m3	<0.19	0.54	06/22/17 11:04	
Chloroform	ug/m3	<0.19	0.50	06/22/17 11:04	
Chloromethane	ug/m3	<0.11	0.42	06/22/17 11:04	
cis-1,2-Dichloroethene	ug/m3	<0.25	0.81	06/22/17 11:04	
cis-1,3-Dichloropropene	ug/m3	<0.37	0.92	06/22/17 11:04	
Cyclohexane	ug/m3	<0.32	0.70	06/22/17 11:04	
Dibromochloromethane	ug/m3	<0.86	1.7	06/22/17 11:04	
Dichlorodifluoromethane	ug/m3	<0.48	1.0	06/22/17 11:04	
Dichlorotetrafluoroethane	ug/m3	<0.31	1.4	06/22/17 11:04	
Ethanol	ug/m3	<0.26	1.9	06/22/17 11:04	MN
Ethyl acetate	ug/m3	<0.35	0.73	06/22/17 11:04	

Results presented on this page are in the units indicated by the "Units" column except where an alternate unit is presented to the right of the result.

REPORT OF LABORATORY ANALYSIS

This report shall not be reproduced, except in full,
without the written consent of Pace Analytical Services, LLC.

QUALITY CONTROL DATA

Project: Greentree Centre

Pace Project No.: 10392543

METHOD BLANK: 2620419

Matrix: Air

Associated Lab Samples: 10392543001, 10392543002, 10392543003

Parameter	Units	Blank Result	Reporting Limit	Analyzed	Qualifiers
Ethylbenzene	ug/m3	<0.42	0.88	06/22/17 11:04	
Hexachloro-1,3-butadiene	ug/m3	<0.65	2.2	06/22/17 11:04	
m&p-Xylene	ug/m3	<0.79	1.8	06/22/17 11:04	
Methyl-tert-butyl ether	ug/m3	<0.30	3.7	06/22/17 11:04	
Methylene Chloride	ug/m3	<0.54	3.5	06/22/17 11:04	
n-Heptane	ug/m3	<0.28	0.83	06/22/17 11:04	
n-Hexane	ug/m3	<0.36	0.72	06/22/17 11:04	
Naphthalene	ug/m3	<0.30	2.7	06/22/17 11:04	
o-Xylene	ug/m3	<0.35	0.88	06/22/17 11:04	
Propylene	ug/m3	<0.14	0.35	06/22/17 11:04	
Styrene	ug/m3	<0.19	0.87	06/22/17 11:04	
Tetrachloroethene	ug/m3	<0.28	0.69	06/22/17 11:04	
Tetrahydrofuran	ug/m3	<0.12	0.60	06/22/17 11:04	
Toluene	ug/m3	<0.15	0.77	06/22/17 11:04	
trans-1,2-Dichloroethene	ug/m3	<0.38	0.81	06/22/17 11:04	
trans-1,3-Dichloropropene	ug/m3	<0.26	0.92	06/22/17 11:04	
Trichloroethene	ug/m3	<0.28	0.55	06/22/17 11:04	
Trichlorofluoromethane	ug/m3	<0.13	1.1	06/22/17 11:04	
Vinyl acetate	ug/m3	<0.33	0.72	06/22/17 11:04	
Vinyl chloride	ug/m3	<0.20	0.26	06/22/17 11:04	

LABORATORY CONTROL SAMPLE: 2620420

Parameter	Units	Spike Conc.	LCS Result	LCS % Rec	% Rec Limits	Qualifiers
1,1,1-Trichloroethane	ug/m3	55.5	53.2	96	70-134	
1,1,2,2-Tetrachloroethane	ug/m3	69.8	72.5	104	70-130	
1,1,2-Trichloroethane	ug/m3	55.5	56.6	102	70-130	
1,1,2-Trichlorotrifluoroethane	ug/m3	77.9	62.6	80	70-130	
1,1-Dichloroethane	ug/m3	41.1	38.4	93	70-130	
1,1-Dichloroethene	ug/m3	40.3	31.8	79	70-130	
1,2,4-Trichlorobenzene	ug/m3	75.4	67.6	90	60-150	
1,2,4-Trimethylbenzene	ug/m3	50	55.4	111	70-136	
1,2-Dibromoethane (EDB)	ug/m3	78.1	80.6	103	70-130	
1,2-Dichlorobenzene	ug/m3	61.1	62.3	102	70-139	
1,2-Dichloroethane	ug/m3	41.1	39.0	95	70-130	
1,2-Dichloropropane	ug/m3	47	43.2	92	70-131	
1,3,5-Trimethylbenzene	ug/m3	50	54.1	108	70-133	
1,3-Butadiene	ug/m3	22.5	15.8	70	70-130	
1,3-Dichlorobenzene	ug/m3	61.1	59.8	98	70-144	
1,4-Dichlorobenzene	ug/m3	61.1	60.9	100	70-139	
2-Butanone (MEK)	ug/m3	30	28.4	95	70-130	
2-Hexanone	ug/m3	104	85.3	82	70-138	
2-Propanol	ug/m3	125	92.7	74	70-130	
4-Ethyltoluene	ug/m3	50	55.6	111	70-135	

Results presented on this page are in the units indicated by the "Units" column except where an alternate unit is presented to the right of the result.

REPORT OF LABORATORY ANALYSIS

This report shall not be reproduced, except in full,
without the written consent of Pace Analytical Services, LLC.

QUALITY CONTROL DATA

Project: Greentree Centre

Pace Project No.: 10392543

LABORATORY CONTROL SAMPLE: 2620420

Parameter	Units	Spike Conc.	LCS Result	LCS % Rec	% Rec Limits	Qualifiers
4-Methyl-2-pentanone (MIBK)	ug/m3	104	87.5	84	70-130	
Acetone	ug/m3	121	89.2	74	64-130	
Benzene	ug/m3	32.5	31.7	98	70-130	
Benzyl chloride	ug/m3	52.6	50.6	96	70-144	
Bromodichloromethane	ug/m3	68.1	68.7	101	70-134	
Bromoform	ug/m3	105	102	97	70-150	
Bromomethane	ug/m3	39.5	32.3	82	70-130	
Carbon disulfide	ug/m3	31.6	26.2	83	70-134	
Carbon tetrachloride	ug/m3	64	75.5	118	68-150	
Chlorobenzene	ug/m3	46.8	47.9	102	70-132	
Chloroethane	ug/m3	26.8	20.4	76	70-132	
Chloroform	ug/m3	49.6	45.3	91	70-130	
Chloromethane	ug/m3	21	19.4	93	70-130	
cis-1,2-Dichloroethene	ug/m3	40.3	39.8	99	70-133	
cis-1,3-Dichloropropene	ug/m3	46.1	46.7	101	70-137	
Cyclohexane	ug/m3	35	30.5	87	70-130	
Dibromochloromethane	ug/m3	86.6	92.5	107	70-144	
Dichlorodifluoromethane	ug/m3	50.3	46.6	93	70-130	
Dichlorotetrafluoroethane	ug/m3	71	70.5	99	70-130	
Ethanol	ug/m3	91.6	70.3	77	70-136	
Ethyl acetate	ug/m3	36.6	28.9	79	70-130	
Ethylbenzene	ug/m3	44.1	45.7	104	70-134	
Hexachloro-1,3-butadiene	ug/m3	108	117	108	45-150	SS
m&p-Xylene	ug/m3	88.3	91.2	103	70-130	
Methyl-tert-butyl ether	ug/m3	91.6	73.4	80	66-148	
Methylene Chloride	ug/m3	177	130	74	67-133	
n-Heptane	ug/m3	41.6	34.6	83	70-130	
n-Hexane	ug/m3	35.8	34.1	95	67-132	
Naphthalene	ug/m3	53.3	44.8	84	53-150	
o-Xylene	ug/m3	44.1	43.3	98	70-130	
Propylene	ug/m3	17.5	19.7	113	70-135	
Styrene	ug/m3	43.3	46.7	108	70-139	
Tetrachloroethene	ug/m3	68.9	68.9	100	70-130	
Tetrahydrofuran	ug/m3	30	26.0	87	70-130	
Toluene	ug/m3	38.3	38.9	102	70-130	
trans-1,2-Dichloroethene	ug/m3	40.3	33.3	83	70-131	
trans-1,3-Dichloropropene	ug/m3	46.1	50.0	108	70-142	
Trichloroethene	ug/m3	54.6	55.1	101	70-130	
Trichlorofluoromethane	ug/m3	57.1	49.3	86	70-130	
Vinyl acetate	ug/m3	35.8	32.8	92	70-137	
Vinyl chloride	ug/m3	26	22.3	86	70-130	

Results presented on this page are in the units indicated by the "Units" column except where an alternate unit is presented to the right of the result.

REPORT OF LABORATORY ANALYSIS

This report shall not be reproduced, except in full,
without the written consent of Pace Analytical Services, LLC.

QUALIFIERS

Project: Greentree Centre

Pace Project No.: 10392543

DEFINITIONS

DF - Dilution Factor, if reported, represents the factor applied to the reported data due to dilution of the sample aliquot.

ND - Not Detected at or above LOD.

J - Estimated concentration at or above the LOD and below the LOQ.

LOD - Limit of Detection adjusted for dilution factor and percent moisture.

LOQ - Limit of Quantitation adjusted for dilution factor and percent moisture.

S - Surrogate

1,2-Diphenylhydrazine decomposes to and cannot be separated from Azobenzene using Method 8270. The result for each analyte is a combined concentration.

Consistent with EPA guidelines, unrounded data are displayed and have been used to calculate % recovery and RPD values.

LCS(D) - Laboratory Control Sample (Duplicate)

MS(D) - Matrix Spike (Duplicate)

DUP - Sample Duplicate

RPD - Relative Percent Difference

NC - Not Calculable.

SG - Silica Gel - Clean-Up

U - Indicates the compound was analyzed for, but not detected at or above the adjusted LOD.

N-Nitrosodiphenylamine decomposes and cannot be separated from Diphenylamine using Method 8270. The result reported for each analyte is a combined concentration.

Pace Analytical is TNI accredited. Contact your Pace PM for the current list of accredited analytes.

TNI - The NELAC Institute.

LABORATORIES

PASI-M Pace Analytical Services - Minneapolis

ANALYTE QUALIFIERS

IS The internal standard response is below criteria. Results may be biased high.

MN The reporting limit has been raised in accordance with Minnesota Statutes 4740.2100 Subpart 8. C, D. Reporting Limit Evaluation Rule.

SS This analyte did not meet the secondary source verification criteria for the initial calibration. The reported result should be considered an estimated value.

REPORT OF LABORATORY ANALYSIS

This report shall not be reproduced, except in full,
without the written consent of Pace Analytical Services, LLC.

QUALITY CONTROL DATA CROSS REFERENCE TABLE

Project: Greentree Centre

Pace Project No.: 10392543

Lab ID	Sample ID	QC Batch Method	QC Batch	Analytical Method	Analytical Batch
10392543001	SV-1	TO-15	481122		
10392543002	SV-2	TO-15	481122		
10392543003	SV-3	TO-15	481122		

REPORT OF LABORATORY ANALYSIS

This report shall not be reproduced, except in full,
without the written consent of Pace Analytical Services, LLC.



AIR: CHAIN-OF-CUSTODY / Analytical Request Document

The Chain-of-Custody is a LEGAL DOCUMENT. All relevant fields must be completed accurately.

Section A Required Client Information: Company: <u>Apeo Companies</u> Address: <u>1701 E. Woodfield Rd.</u> <u>20633, Schaumburg, IL 60193</u> Email To: <u>Joe Becker</u> Phone: <u>847-956-8589</u> Fax: Requested Due Date/TAT:		Section B Required Project Information: Report To: <u>Joe Becker</u> Copy To: <u>jbecker@apeo.com</u> Purchase Order No: <u>PECO-2016-788</u> Project Name: <u>Greentree Centre</u> Project Number:		Section C Invoice Information: Attention: <u>Joe Becker</u> Company Name: Address: Pace Quote Reference: Pace Project Manager/Sales Rep. Pace Profile #:		Page: <u>27145</u> of <u>1</u>										
Section D Required Client Information AIR SAMPLE ID Sample IDs MUST BE UNIQUE		Valid Media Codes MEDIA Tedlar Bag 1 Liter Summa Can 1LC 6 Liter Summa Can 6LC Low Volume Puff LVP High Volume Puff HVP Other: PM10		PID Reading (Client only) MEDIA CODE SV-1 SV-2 SV-3		Program <input type="checkbox"/> UST <input type="checkbox"/> Superfund <input type="checkbox"/> Emissions <input type="checkbox"/> Clean Air Act <input type="checkbox"/> Voluntary Clean Up <input type="checkbox"/> Dry Clean <input type="checkbox"/> RCRA <input type="checkbox"/> Other Reporting Units mg/m ³ <input checked="" type="checkbox"/> <input type="checkbox"/> ppmV <input type="checkbox"/> PPMV <input type="checkbox"/> Other Location of Sampling by State <u>WI</u> Report Level II ___ III ___ IV ___ Other ___										
ITEM #	COLLECTED	COMPOSITE START END	DATE	TIME	DATE	TIME	Flow Control Number	Summa Can Number	Canister Pressure (Initial Field - psig)	Canister Pressure (Final Field - psig)	3C Filled Gas (%)	Method:	Temp In °C	Received on Ice	Custody Sealed Cooler	Samples Intact
1			6-13-17	8:44	6-13-17	9:14	1246	0565	-6	-6	PM10	TO-15 Short List				
2			9-36	↓	10-15	↓	1110	1585	-3	-3	TO-3	TO-14				
3			12-21	↓	12-25	↓	0807	1495	-8	-8	TO-3M (Methane)	TO-13 (PAH)				
4											TO-4 (PCBs)	TO-15				
5											TO-5					
6											TO-13 (PAH)					
7											TO-14					
8											TO-15					
9											TO-15 Short List					
10																
11																
12																

Comments:

RELINQUISHED BY / AFFILIATION: J. Becker / Apeo DATE: 6-14-17 TIME: 16:30
 ACCEPTED BY / AFFILIATION: Joe Becker / Pace DATE: 6/14/17 TIME: 9:30 AM

SAMPLER NAME AND SIGNATURE
 PRINT Name of SAMPLER: Joe Becker
 SIGNATURE OF SAMPLER: [Signature] DATE Signed (MM/DD/YYYY): 6/14/17

ORIGINAL

Air Sample Condition Upon Receipt

Client Name: R66/16/17 Project #: _____

A few ~~company~~ companies

WO# : 10392543



Courier: Fed Ex UPS Speedee Client
 Commercial Pace Other: _____

Tracking Number: 730099047587

Custody Seal on Cooler/Box Present? Yes No Seals Intact? Yes No Optional: Proj. Due Date: _____ Proj. Name: _____

Packing Material: Bubble Wrap Bubble Bags Foam None Tin Can Other: _____ Temp Blank rec: Yes No

Temp. (TO17 and TO13 samples only) (°C): _____ Corrected Temp (°C): _____ Thermom. Used: B88A912167504 151401163
 B88A0143310098 151401164

Temp should be above freezing to 6°C Correction Factor: _____ Date & Initials of Person Examining Contents: R66/16/17

Type of ice Received Blue Wet None

Comments:

Chain of Custody Present?	<input checked="" type="checkbox"/> Yes <input type="checkbox"/> No <input type="checkbox"/> N/A	1.
Chain of Custody Filled Out?	<input checked="" type="checkbox"/> Yes <input type="checkbox"/> No <input type="checkbox"/> N/A	2.
Chain of Custody Relinquished?	<input checked="" type="checkbox"/> Yes <input type="checkbox"/> No <input type="checkbox"/> N/A	3.
Sampler Name and/or Signature on COC?	<input checked="" type="checkbox"/> Yes <input type="checkbox"/> No <input type="checkbox"/> N/A	4.
Samples Arrived within Hold Time?	<input checked="" type="checkbox"/> Yes <input type="checkbox"/> No <input type="checkbox"/> N/A	5.
Short Hold Time Analysis (<72 hr)?	<input type="checkbox"/> Yes <input checked="" type="checkbox"/> No <input type="checkbox"/> N/A	6.
Rush Turn Around Time Requested?	<input type="checkbox"/> Yes <input checked="" type="checkbox"/> No <input type="checkbox"/> N/A	7.
Sufficient Volume?	<input checked="" type="checkbox"/> Yes <input type="checkbox"/> No <input type="checkbox"/> N/A	8.
Correct Containers Used?	<input checked="" type="checkbox"/> Yes <input type="checkbox"/> No <input type="checkbox"/> N/A	9.
-Pace Containers Used?	<input checked="" type="checkbox"/> Yes <input type="checkbox"/> No <input type="checkbox"/> N/A	
Containers Intact?	<input checked="" type="checkbox"/> Yes <input type="checkbox"/> No <input type="checkbox"/> N/A	10.
Media: <u>Air Can</u> Airbag Filter TDT Passive		11.
Sample Labels Match COC?	<input checked="" type="checkbox"/> Yes <input type="checkbox"/> No <input type="checkbox"/> N/A	12.

Canisters			Canisters		
Sample Number	Can ID	Flow Controller ID	Sample Number	Can ID	Flow Controller ID

CLIENT NOTIFICATION/RESOLUTION Field Data Required? Yes No

Person Contacted: _____ Date/Time: _____

Comments/Resolution: _____

Project Manager Review: Carolynne Trust Date: 6/19/17

Note: Whenever there is a discrepancy affecting North Carolina compliance samples, a copy of this form will be sent to the North Carolina DEHNR Certification Office (i.e out of hold, incorrect preservative, out of temp, incorrect containers)

August 22, 2017

Joe Becker
Apex Companies, LLC
1701 East Woodfield Road
Suite 333
Schaumburg, IL 60173

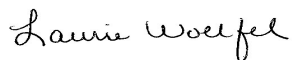
RE: Project: PECO_2017-67 GREENTREE CENTRE
Pace Project No.: 40154937

Dear Joe Becker:

Enclosed are the analytical results for sample(s) received by the laboratory on August 12, 2017. The results relate only to the samples included in this report. Results reported herein conform to the most current, applicable TNI/NELAC standards and the laboratory's Quality Assurance Manual, where applicable, unless otherwise noted in the body of the report.

If you have any questions concerning this report, please feel free to contact me.

Sincerely,



Laurie Woelfel
laurie.woelfel@pacelabs.com
(920)469-2436
Project Manager

Enclosures

cc: Steve Newlin, Apex Companies, LLC



REPORT OF LABORATORY ANALYSIS

This report shall not be reproduced, except in full,
without the written consent of Pace Analytical Services, LLC.

CERTIFICATIONS

Project: PECO_2017-67 GREENTREE CENTRE

Pace Project No.: 40154937

Green Bay Certification IDs

1241 Bellevue Street, Green Bay, WI 54302

Florida/NELAP Certification #: E87948

Illinois Certification #: 200050

Kentucky UST Certification #: 82

Louisiana Certification #: 04168

Minnesota Certification #: 055-999-334

New York Certification #: 12064

North Dakota Certification #: R-150

Virginia VELAP ID: 460263

South Carolina Certification #: 83006001

Texas Certification #: T104704529-14-1

Wisconsin Certification #: 405132750

Wisconsin DATCP Certification #: 105-444

USDA Soil Permit #: P330-16-00157

Federal Fish & Wildlife Permit #: LE51774A-0

REPORT OF LABORATORY ANALYSIS

This report shall not be reproduced, except in full,
without the written consent of Pace Analytical Services, LLC.

SAMPLE SUMMARY

Project: PECO_2017-67 GREENTREE CENTRE

Pace Project No.: 40154937

Lab ID	Sample ID	Matrix	Date Collected	Date Received
40154937001	MW-1 @ 4'	Solid	08/09/17 10:25	08/12/17 08:00
40154937002	MW-1 @ 10'	Solid	08/09/17 10:30	08/12/17 08:00
40154937003	MW-2 @ 4'	Solid	08/10/17 11:50	08/12/17 08:00
40154937004	MW-3 @ 4'	Solid	08/10/17 10:25	08/12/17 08:00
40154937005	MW-4 @ 6'	Solid	08/09/17 12:05	08/12/17 08:00
40154937006	MW-5 @ 3'	Solid	08/09/17 14:25	08/12/17 08:00
40154937007	MW-6 @ 5'	Solid	08/10/17 07:50	08/12/17 08:00
40154937008	MW-7 @ 5'	Solid	08/10/17 14:00	08/12/17 08:00

REPORT OF LABORATORY ANALYSIS

This report shall not be reproduced, except in full,
without the written consent of Pace Analytical Services, LLC.

SAMPLE ANALYTE COUNT

Project: PECO_2017-67 GREENTREE CENTRE

Pace Project No.: 40154937

Lab ID	Sample ID	Method	Analysts	Analytes Reported	Laboratory
40154937001	MW-1 @ 4'	EPA 8260	SMT	64	PASI-G
		ASTM D2974-87	SKW	1	PASI-G
40154937002	MW-1 @ 10'	EPA 8260	SMT	64	PASI-G
		ASTM D2974-87	SKW	1	PASI-G
40154937003	MW-2 @ 4'	EPA 8260	SMT	64	PASI-G
		ASTM D2974-87	SKW	1	PASI-G
40154937006	MW-5 @ 3'	EPA 8260	SMT	64	PASI-G
		ASTM D2974-87	SKW	1	PASI-G
40154937007	MW-6 @ 5'	EPA 8260	SMT	64	PASI-G
		ASTM D2974-87	SKW	1	PASI-G

REPORT OF LABORATORY ANALYSIS

This report shall not be reproduced, except in full,
without the written consent of Pace Analytical Services, LLC.

ANALYTICAL RESULTS

Project: PECO_2017-67 GREENTREE CENTRE

Pace Project No.: 40154937

Sample: MW-1 @ 4' **Lab ID: 40154937001** Collected: 08/09/17 10:25 Received: 08/12/17 08:00 Matrix: Solid

Results reported on a "dry weight" basis and are adjusted for percent moisture, sample size and any dilutions.

Parameters	Results	Units	LOQ	LOD	DF	Prepared	Analyzed	CAS No.	Qual
8260 MSV Med Level Normal List									
Analytical Method: EPA 8260 Preparation Method: EPA 5035/5030B									
1,1,1,2-Tetrachloroethane	<25.0	ug/kg	60.0	25.0	1	08/15/17 07:00	08/15/17 10:54	630-20-6	W
1,1,1-Trichloroethane	<25.0	ug/kg	60.0	25.0	1	08/15/17 07:00	08/15/17 10:54	71-55-6	W
1,1,2,2-Tetrachloroethane	<25.0	ug/kg	60.0	25.0	1	08/15/17 07:00	08/15/17 10:54	79-34-5	W
1,1,2-Trichloroethane	<25.0	ug/kg	60.0	25.0	1	08/15/17 07:00	08/15/17 10:54	79-00-5	W
1,1-Dichloroethane	<25.0	ug/kg	60.0	25.0	1	08/15/17 07:00	08/15/17 10:54	75-34-3	W
1,1-Dichloroethene	<25.0	ug/kg	60.0	25.0	1	08/15/17 07:00	08/15/17 10:54	75-35-4	W
1,1-Dichloropropene	<25.0	ug/kg	60.0	25.0	1	08/15/17 07:00	08/15/17 10:54	563-58-6	W
1,2,3-Trichlorobenzene	<25.0	ug/kg	60.0	25.0	1	08/15/17 07:00	08/15/17 10:54	87-61-6	W
1,2,3-Trichloropropane	<25.0	ug/kg	60.0	25.0	1	08/15/17 07:00	08/15/17 10:54	96-18-4	W
1,2,4-Trichlorobenzene	<47.6	ug/kg	250	47.6	1	08/15/17 07:00	08/15/17 10:54	120-82-1	W
1,2,4-Trimethylbenzene	<25.0	ug/kg	60.0	25.0	1	08/15/17 07:00	08/15/17 10:54	95-63-6	W
1,2-Dibromo-3-chloropropane	<91.2	ug/kg	250	91.2	1	08/15/17 07:00	08/15/17 10:54	96-12-8	W
1,2-Dibromoethane (EDB)	<25.0	ug/kg	60.0	25.0	1	08/15/17 07:00	08/15/17 10:54	106-93-4	W
1,2-Dichlorobenzene	<25.0	ug/kg	60.0	25.0	1	08/15/17 07:00	08/15/17 10:54	95-50-1	W
1,2-Dichloroethane	<25.0	ug/kg	60.0	25.0	1	08/15/17 07:00	08/15/17 10:54	107-06-2	W
1,2-Dichloropropane	<25.0	ug/kg	60.0	25.0	1	08/15/17 07:00	08/15/17 10:54	78-87-5	W
1,3,5-Trimethylbenzene	<25.0	ug/kg	60.0	25.0	1	08/15/17 07:00	08/15/17 10:54	108-67-8	W
1,3-Dichlorobenzene	<25.0	ug/kg	60.0	25.0	1	08/15/17 07:00	08/15/17 10:54	541-73-1	W
1,3-Dichloropropane	<25.0	ug/kg	60.0	25.0	1	08/15/17 07:00	08/15/17 10:54	142-28-9	W
1,4-Dichlorobenzene	<25.0	ug/kg	60.0	25.0	1	08/15/17 07:00	08/15/17 10:54	106-46-7	W
2,2-Dichloropropane	<25.0	ug/kg	60.0	25.0	1	08/15/17 07:00	08/15/17 10:54	594-20-7	W
2-Chlorotoluene	<25.0	ug/kg	60.0	25.0	1	08/15/17 07:00	08/15/17 10:54	95-49-8	W
4-Chlorotoluene	<25.0	ug/kg	60.0	25.0	1	08/15/17 07:00	08/15/17 10:54	106-43-4	W
Benzene	<25.0	ug/kg	60.0	25.0	1	08/15/17 07:00	08/15/17 10:54	71-43-2	W
Bromobenzene	<25.0	ug/kg	60.0	25.0	1	08/15/17 07:00	08/15/17 10:54	108-86-1	W
Bromochloromethane	<25.0	ug/kg	60.0	25.0	1	08/15/17 07:00	08/15/17 10:54	74-97-5	W
Bromodichloromethane	<25.0	ug/kg	60.0	25.0	1	08/15/17 07:00	08/15/17 10:54	75-27-4	W
Bromoform	<25.0	ug/kg	60.0	25.0	1	08/15/17 07:00	08/15/17 10:54	75-25-2	W
Bromomethane	<69.9	ug/kg	250	69.9	1	08/15/17 07:00	08/15/17 10:54	74-83-9	W
Carbon tetrachloride	<25.0	ug/kg	60.0	25.0	1	08/15/17 07:00	08/15/17 10:54	56-23-5	W
Chlorobenzene	<25.0	ug/kg	60.0	25.0	1	08/15/17 07:00	08/15/17 10:54	108-90-7	W
Chloroethane	<67.0	ug/kg	250	67.0	1	08/15/17 07:00	08/15/17 10:54	75-00-3	W
Chloroform	<46.4	ug/kg	250	46.4	1	08/15/17 07:00	08/15/17 10:54	67-66-3	W
Chloromethane	<25.0	ug/kg	60.0	25.0	1	08/15/17 07:00	08/15/17 10:54	74-87-3	W
Dibromochloromethane	<25.0	ug/kg	60.0	25.0	1	08/15/17 07:00	08/15/17 10:54	124-48-1	W
Dibromomethane	<25.0	ug/kg	60.0	25.0	1	08/15/17 07:00	08/15/17 10:54	74-95-3	W
Dichlorodifluoromethane	<25.0	ug/kg	60.0	25.0	1	08/15/17 07:00	08/15/17 10:54	75-71-8	W
Diisopropyl ether	<25.0	ug/kg	60.0	25.0	1	08/15/17 07:00	08/15/17 10:54	108-20-3	W
Ethylbenzene	<25.0	ug/kg	60.0	25.0	1	08/15/17 07:00	08/15/17 10:54	100-41-4	W
Hexachloro-1,3-butadiene	<25.0	ug/kg	60.0	25.0	1	08/15/17 07:00	08/15/17 10:54	87-68-3	W
Isopropylbenzene (Cumene)	<25.0	ug/kg	60.0	25.0	1	08/15/17 07:00	08/15/17 10:54	98-82-8	W
Methyl-tert-butyl ether	<25.0	ug/kg	60.0	25.0	1	08/15/17 07:00	08/15/17 10:54	1634-04-4	W
Methylene Chloride	<25.0	ug/kg	60.0	25.0	1	08/15/17 07:00	08/15/17 10:54	75-09-2	W
Naphthalene	<40.0	ug/kg	250	40.0	1	08/15/17 07:00	08/15/17 10:54	91-20-3	W
Styrene	<25.0	ug/kg	60.0	25.0	1	08/15/17 07:00	08/15/17 10:54	100-42-5	W

REPORT OF LABORATORY ANALYSIS

This report shall not be reproduced, except in full,
without the written consent of Pace Analytical Services, LLC.

ANALYTICAL RESULTS

Project: PECO_2017-67 GREENTREE CENTRE

Pace Project No.: 40154937

Sample: MW-1 @ 4' **Lab ID: 40154937001** Collected: 08/09/17 10:25 Received: 08/12/17 08:00 Matrix: Solid

Results reported on a "dry weight" basis and are adjusted for percent moisture, sample size and any dilutions.

Parameters	Results	Units	LOQ	LOD	DF	Prepared	Analyzed	CAS No.	Qual
8260 MSV Med Level Normal List		Analytical Method: EPA 8260 Preparation Method: EPA 5035/5030B							
Tetrachloroethene	<25.0	ug/kg	60.0	25.0	1	08/15/17 07:00	08/15/17 10:54	127-18-4	W
Toluene	<25.0	ug/kg	60.0	25.0	1	08/15/17 07:00	08/15/17 10:54	108-88-3	W
Trichloroethene	<25.0	ug/kg	60.0	25.0	1	08/15/17 07:00	08/15/17 10:54	79-01-6	W
Trichlorofluoromethane	<25.0	ug/kg	60.0	25.0	1	08/15/17 07:00	08/15/17 10:54	75-69-4	W
Vinyl chloride	<25.0	ug/kg	60.0	25.0	1	08/15/17 07:00	08/15/17 10:54	75-01-4	W
cis-1,2-Dichloroethene	<25.0	ug/kg	60.0	25.0	1	08/15/17 07:00	08/15/17 10:54	156-59-2	W
cis-1,3-Dichloropropene	<25.0	ug/kg	60.0	25.0	1	08/15/17 07:00	08/15/17 10:54	10061-01-5	W
m&p-Xylene	<50.0	ug/kg	120	50.0	1	08/15/17 07:00	08/15/17 10:54	179601-23-1	W
n-Butylbenzene	<25.0	ug/kg	60.0	25.0	1	08/15/17 07:00	08/15/17 10:54	104-51-8	W
n-Propylbenzene	<25.0	ug/kg	60.0	25.0	1	08/15/17 07:00	08/15/17 10:54	103-65-1	W
o-Xylene	<25.0	ug/kg	60.0	25.0	1	08/15/17 07:00	08/15/17 10:54	95-47-6	W
p-Isopropyltoluene	<25.0	ug/kg	60.0	25.0	1	08/15/17 07:00	08/15/17 10:54	99-87-6	W
sec-Butylbenzene	<25.0	ug/kg	60.0	25.0	1	08/15/17 07:00	08/15/17 10:54	135-98-8	W
tert-Butylbenzene	<25.0	ug/kg	60.0	25.0	1	08/15/17 07:00	08/15/17 10:54	98-06-6	W
trans-1,2-Dichloroethene	<25.0	ug/kg	60.0	25.0	1	08/15/17 07:00	08/15/17 10:54	156-60-5	W
trans-1,3-Dichloropropene	<25.0	ug/kg	60.0	25.0	1	08/15/17 07:00	08/15/17 10:54	10061-02-6	W
Surrogates									
Dibromofluoromethane (S)	116	%	68-130		1	08/15/17 07:00	08/15/17 10:54	1868-53-7	
Toluene-d8 (S)	108	%	68-149		1	08/15/17 07:00	08/15/17 10:54	2037-26-5	
4-Bromofluorobenzene (S)	92	%	58-141		1	08/15/17 07:00	08/15/17 10:54	460-00-4	
Percent Moisture		Analytical Method: ASTM D2974-87							
Percent Moisture	10.2	%	0.10	0.10	1		08/17/17 13:59		

REPORT OF LABORATORY ANALYSIS

This report shall not be reproduced, except in full,
without the written consent of Pace Analytical Services, LLC.

ANALYTICAL RESULTS

Project: PECO_2017-67 GREENTREE CENTRE

Pace Project No.: 40154937

Sample: MW-1 @ 10' Lab ID: 40154937002 Collected: 08/09/17 10:30 Received: 08/12/17 08:00 Matrix: Solid

Results reported on a "dry weight" basis and are adjusted for percent moisture, sample size and any dilutions.

Parameters	Results	Units	LOQ	LOD	DF	Prepared	Analyzed	CAS No.	Qual
8260 MSV Med Level Normal List									
Analytical Method: EPA 8260 Preparation Method: EPA 5035/5030B									
1,1,1,2-Tetrachloroethane	<25.0	ug/kg	60.0	25.0	1	08/15/17 07:00	08/15/17 11:16	630-20-6	W
1,1,1-Trichloroethane	<25.0	ug/kg	60.0	25.0	1	08/15/17 07:00	08/15/17 11:16	71-55-6	W
1,1,2,2-Tetrachloroethane	<25.0	ug/kg	60.0	25.0	1	08/15/17 07:00	08/15/17 11:16	79-34-5	W
1,1,2-Trichloroethane	<25.0	ug/kg	60.0	25.0	1	08/15/17 07:00	08/15/17 11:16	79-00-5	W
1,1-Dichloroethane	<25.0	ug/kg	60.0	25.0	1	08/15/17 07:00	08/15/17 11:16	75-34-3	W
1,1-Dichloroethene	<25.0	ug/kg	60.0	25.0	1	08/15/17 07:00	08/15/17 11:16	75-35-4	W
1,1-Dichloropropene	<25.0	ug/kg	60.0	25.0	1	08/15/17 07:00	08/15/17 11:16	563-58-6	W
1,2,3-Trichlorobenzene	<25.0	ug/kg	60.0	25.0	1	08/15/17 07:00	08/15/17 11:16	87-61-6	W
1,2,3-Trichloropropane	<25.0	ug/kg	60.0	25.0	1	08/15/17 07:00	08/15/17 11:16	96-18-4	W
1,2,4-Trichlorobenzene	<47.6	ug/kg	250	47.6	1	08/15/17 07:00	08/15/17 11:16	120-82-1	W
1,2,4-Trimethylbenzene	<25.0	ug/kg	60.0	25.0	1	08/15/17 07:00	08/15/17 11:16	95-63-6	W
1,2-Dibromo-3-chloropropane	<91.2	ug/kg	250	91.2	1	08/15/17 07:00	08/15/17 11:16	96-12-8	W
1,2-Dibromoethane (EDB)	<25.0	ug/kg	60.0	25.0	1	08/15/17 07:00	08/15/17 11:16	106-93-4	W
1,2-Dichlorobenzene	<25.0	ug/kg	60.0	25.0	1	08/15/17 07:00	08/15/17 11:16	95-50-1	W
1,2-Dichloroethane	<25.0	ug/kg	60.0	25.0	1	08/15/17 07:00	08/15/17 11:16	107-06-2	W
1,2-Dichloropropane	<25.0	ug/kg	60.0	25.0	1	08/15/17 07:00	08/15/17 11:16	78-87-5	W
1,3,5-Trimethylbenzene	<25.0	ug/kg	60.0	25.0	1	08/15/17 07:00	08/15/17 11:16	108-67-8	W
1,3-Dichlorobenzene	<25.0	ug/kg	60.0	25.0	1	08/15/17 07:00	08/15/17 11:16	541-73-1	W
1,3-Dichloropropane	<25.0	ug/kg	60.0	25.0	1	08/15/17 07:00	08/15/17 11:16	142-28-9	W
1,4-Dichlorobenzene	<25.0	ug/kg	60.0	25.0	1	08/15/17 07:00	08/15/17 11:16	106-46-7	W
2,2-Dichloropropane	<25.0	ug/kg	60.0	25.0	1	08/15/17 07:00	08/15/17 11:16	594-20-7	W
2-Chlorotoluene	<25.0	ug/kg	60.0	25.0	1	08/15/17 07:00	08/15/17 11:16	95-49-8	W
4-Chlorotoluene	<25.0	ug/kg	60.0	25.0	1	08/15/17 07:00	08/15/17 11:16	106-43-4	W
Benzene	<25.0	ug/kg	60.0	25.0	1	08/15/17 07:00	08/15/17 11:16	71-43-2	W
Bromobenzene	<25.0	ug/kg	60.0	25.0	1	08/15/17 07:00	08/15/17 11:16	108-86-1	W
Bromochloromethane	<25.0	ug/kg	60.0	25.0	1	08/15/17 07:00	08/15/17 11:16	74-97-5	W
Bromodichloromethane	<25.0	ug/kg	60.0	25.0	1	08/15/17 07:00	08/15/17 11:16	75-27-4	W
Bromoform	<25.0	ug/kg	60.0	25.0	1	08/15/17 07:00	08/15/17 11:16	75-25-2	W
Bromomethane	<69.9	ug/kg	250	69.9	1	08/15/17 07:00	08/15/17 11:16	74-83-9	W
Carbon tetrachloride	<25.0	ug/kg	60.0	25.0	1	08/15/17 07:00	08/15/17 11:16	56-23-5	W
Chlorobenzene	<25.0	ug/kg	60.0	25.0	1	08/15/17 07:00	08/15/17 11:16	108-90-7	W
Chloroethane	<67.0	ug/kg	250	67.0	1	08/15/17 07:00	08/15/17 11:16	75-00-3	W
Chloroform	<46.4	ug/kg	250	46.4	1	08/15/17 07:00	08/15/17 11:16	67-66-3	W
Chloromethane	<25.0	ug/kg	60.0	25.0	1	08/15/17 07:00	08/15/17 11:16	74-87-3	W
Dibromochloromethane	<25.0	ug/kg	60.0	25.0	1	08/15/17 07:00	08/15/17 11:16	124-48-1	W
Dibromomethane	<25.0	ug/kg	60.0	25.0	1	08/15/17 07:00	08/15/17 11:16	74-95-3	W
Dichlorodifluoromethane	<25.0	ug/kg	60.0	25.0	1	08/15/17 07:00	08/15/17 11:16	75-71-8	W
Diisopropyl ether	<25.0	ug/kg	60.0	25.0	1	08/15/17 07:00	08/15/17 11:16	108-20-3	W
Ethylbenzene	<25.0	ug/kg	60.0	25.0	1	08/15/17 07:00	08/15/17 11:16	100-41-4	W
Hexachloro-1,3-butadiene	<25.0	ug/kg	60.0	25.0	1	08/15/17 07:00	08/15/17 11:16	87-68-3	W
Isopropylbenzene (Cumene)	<25.0	ug/kg	60.0	25.0	1	08/15/17 07:00	08/15/17 11:16	98-82-8	W
Methyl-tert-butyl ether	<25.0	ug/kg	60.0	25.0	1	08/15/17 07:00	08/15/17 11:16	1634-04-4	W
Methylene Chloride	<25.0	ug/kg	60.0	25.0	1	08/15/17 07:00	08/15/17 11:16	75-09-2	W
Naphthalene	<40.0	ug/kg	250	40.0	1	08/15/17 07:00	08/15/17 11:16	91-20-3	W
Styrene	<25.0	ug/kg	60.0	25.0	1	08/15/17 07:00	08/15/17 11:16	100-42-5	W

REPORT OF LABORATORY ANALYSIS

This report shall not be reproduced, except in full,
without the written consent of Pace Analytical Services, LLC.

ANALYTICAL RESULTS

Project: PECO_2017-67 GREENTREE CENTRE

Pace Project No.: 40154937

Sample: MW-1 @ 10' **Lab ID: 40154937002** Collected: 08/09/17 10:30 Received: 08/12/17 08:00 Matrix: Solid

Results reported on a "dry weight" basis and are adjusted for percent moisture, sample size and any dilutions.

Parameters	Results	Units	LOQ	LOD	DF	Prepared	Analyzed	CAS No.	Qual
8260 MSV Med Level Normal List									
Analytical Method: EPA 8260 Preparation Method: EPA 5035/5030B									
Tetrachloroethene	<25.0	ug/kg	60.0	25.0	1	08/15/17 07:00	08/15/17 11:16	127-18-4	W
Toluene	<25.0	ug/kg	60.0	25.0	1	08/15/17 07:00	08/15/17 11:16	108-88-3	W
Trichloroethene	<25.0	ug/kg	60.0	25.0	1	08/15/17 07:00	08/15/17 11:16	79-01-6	W
Trichlorofluoromethane	<25.0	ug/kg	60.0	25.0	1	08/15/17 07:00	08/15/17 11:16	75-69-4	W
Vinyl chloride	<25.0	ug/kg	60.0	25.0	1	08/15/17 07:00	08/15/17 11:16	75-01-4	W
cis-1,2-Dichloroethene	<25.0	ug/kg	60.0	25.0	1	08/15/17 07:00	08/15/17 11:16	156-59-2	W
cis-1,3-Dichloropropene	<25.0	ug/kg	60.0	25.0	1	08/15/17 07:00	08/15/17 11:16	10061-01-5	W
m&p-Xylene	<50.0	ug/kg	120	50.0	1	08/15/17 07:00	08/15/17 11:16	179601-23-1	W
n-Butylbenzene	<25.0	ug/kg	60.0	25.0	1	08/15/17 07:00	08/15/17 11:16	104-51-8	W
n-Propylbenzene	<25.0	ug/kg	60.0	25.0	1	08/15/17 07:00	08/15/17 11:16	103-65-1	W
o-Xylene	<25.0	ug/kg	60.0	25.0	1	08/15/17 07:00	08/15/17 11:16	95-47-6	W
p-Isopropyltoluene	<25.0	ug/kg	60.0	25.0	1	08/15/17 07:00	08/15/17 11:16	99-87-6	W
sec-Butylbenzene	<25.0	ug/kg	60.0	25.0	1	08/15/17 07:00	08/15/17 11:16	135-98-8	W
tert-Butylbenzene	<25.0	ug/kg	60.0	25.0	1	08/15/17 07:00	08/15/17 11:16	98-06-6	W
trans-1,2-Dichloroethene	<25.0	ug/kg	60.0	25.0	1	08/15/17 07:00	08/15/17 11:16	156-60-5	W
trans-1,3-Dichloropropene	<25.0	ug/kg	60.0	25.0	1	08/15/17 07:00	08/15/17 11:16	10061-02-6	W
Surrogates									
Dibromofluoromethane (S)	100	%	68-130		1	08/15/17 07:00	08/15/17 11:16	1868-53-7	
Toluene-d8 (S)	100	%	68-149		1	08/15/17 07:00	08/15/17 11:16	2037-26-5	
4-Bromofluorobenzene (S)	85	%	58-141		1	08/15/17 07:00	08/15/17 11:16	460-00-4	
Percent Moisture									
Analytical Method: ASTM D2974-87									
Percent Moisture	20.2	%	0.10	0.10	1		08/17/17 13:59		

REPORT OF LABORATORY ANALYSIS

This report shall not be reproduced, except in full,
without the written consent of Pace Analytical Services, LLC.

ANALYTICAL RESULTS

Project: PECO_2017-67 GREENTREE CENTRE

Pace Project No.: 40154937

Sample: MW-2 @ 4' **Lab ID: 40154937003** Collected: 08/10/17 11:50 Received: 08/12/17 08:00 Matrix: Solid

Results reported on a "dry weight" basis and are adjusted for percent moisture, sample size and any dilutions.

Parameters	Results	Units	LOQ	LOD	DF	Prepared	Analyzed	CAS No.	Qual
8260 MSV Med Level Normal List									
Analytical Method: EPA 8260 Preparation Method: EPA 5035/5030B									
1,1,1,2-Tetrachloroethane	<25.0	ug/kg	60.0	25.0	1	08/15/17 07:00	08/15/17 11:39	630-20-6	W
1,1,1-Trichloroethane	<25.0	ug/kg	60.0	25.0	1	08/15/17 07:00	08/15/17 11:39	71-55-6	W
1,1,2,2-Tetrachloroethane	<25.0	ug/kg	60.0	25.0	1	08/15/17 07:00	08/15/17 11:39	79-34-5	W
1,1,2-Trichloroethane	<25.0	ug/kg	60.0	25.0	1	08/15/17 07:00	08/15/17 11:39	79-00-5	W
1,1-Dichloroethane	<25.0	ug/kg	60.0	25.0	1	08/15/17 07:00	08/15/17 11:39	75-34-3	W
1,1-Dichloroethene	<25.0	ug/kg	60.0	25.0	1	08/15/17 07:00	08/15/17 11:39	75-35-4	W
1,1-Dichloropropene	<25.0	ug/kg	60.0	25.0	1	08/15/17 07:00	08/15/17 11:39	563-58-6	W
1,2,3-Trichlorobenzene	<25.0	ug/kg	60.0	25.0	1	08/15/17 07:00	08/15/17 11:39	87-61-6	W
1,2,3-Trichloropropane	<25.0	ug/kg	60.0	25.0	1	08/15/17 07:00	08/15/17 11:39	96-18-4	W
1,2,4-Trichlorobenzene	<47.6	ug/kg	250	47.6	1	08/15/17 07:00	08/15/17 11:39	120-82-1	W
1,2,4-Trimethylbenzene	<25.0	ug/kg	60.0	25.0	1	08/15/17 07:00	08/15/17 11:39	95-63-6	W
1,2-Dibromo-3-chloropropane	<91.2	ug/kg	250	91.2	1	08/15/17 07:00	08/15/17 11:39	96-12-8	W
1,2-Dibromoethane (EDB)	<25.0	ug/kg	60.0	25.0	1	08/15/17 07:00	08/15/17 11:39	106-93-4	W
1,2-Dichlorobenzene	<25.0	ug/kg	60.0	25.0	1	08/15/17 07:00	08/15/17 11:39	95-50-1	W
1,2-Dichloroethane	<25.0	ug/kg	60.0	25.0	1	08/15/17 07:00	08/15/17 11:39	107-06-2	W
1,2-Dichloropropane	<25.0	ug/kg	60.0	25.0	1	08/15/17 07:00	08/15/17 11:39	78-87-5	W
1,3,5-Trimethylbenzene	<25.0	ug/kg	60.0	25.0	1	08/15/17 07:00	08/15/17 11:39	108-67-8	W
1,3-Dichlorobenzene	<25.0	ug/kg	60.0	25.0	1	08/15/17 07:00	08/15/17 11:39	541-73-1	W
1,3-Dichloropropane	<25.0	ug/kg	60.0	25.0	1	08/15/17 07:00	08/15/17 11:39	142-28-9	W
1,4-Dichlorobenzene	<25.0	ug/kg	60.0	25.0	1	08/15/17 07:00	08/15/17 11:39	106-46-7	W
2,2-Dichloropropane	<25.0	ug/kg	60.0	25.0	1	08/15/17 07:00	08/15/17 11:39	594-20-7	W
2-Chlorotoluene	<25.0	ug/kg	60.0	25.0	1	08/15/17 07:00	08/15/17 11:39	95-49-8	W
4-Chlorotoluene	<25.0	ug/kg	60.0	25.0	1	08/15/17 07:00	08/15/17 11:39	106-43-4	W
Benzene	<25.0	ug/kg	60.0	25.0	1	08/15/17 07:00	08/15/17 11:39	71-43-2	W
Bromobenzene	<25.0	ug/kg	60.0	25.0	1	08/15/17 07:00	08/15/17 11:39	108-86-1	W
Bromochloromethane	<25.0	ug/kg	60.0	25.0	1	08/15/17 07:00	08/15/17 11:39	74-97-5	W
Bromodichloromethane	<25.0	ug/kg	60.0	25.0	1	08/15/17 07:00	08/15/17 11:39	75-27-4	W
Bromoform	<25.0	ug/kg	60.0	25.0	1	08/15/17 07:00	08/15/17 11:39	75-25-2	W
Bromomethane	<69.9	ug/kg	250	69.9	1	08/15/17 07:00	08/15/17 11:39	74-83-9	W
Carbon tetrachloride	<25.0	ug/kg	60.0	25.0	1	08/15/17 07:00	08/15/17 11:39	56-23-5	W
Chlorobenzene	<25.0	ug/kg	60.0	25.0	1	08/15/17 07:00	08/15/17 11:39	108-90-7	W
Chloroethane	<67.0	ug/kg	250	67.0	1	08/15/17 07:00	08/15/17 11:39	75-00-3	W
Chloroform	<46.4	ug/kg	250	46.4	1	08/15/17 07:00	08/15/17 11:39	67-66-3	W
Chloromethane	<25.0	ug/kg	60.0	25.0	1	08/15/17 07:00	08/15/17 11:39	74-87-3	W
Dibromochloromethane	<25.0	ug/kg	60.0	25.0	1	08/15/17 07:00	08/15/17 11:39	124-48-1	W
Dibromomethane	<25.0	ug/kg	60.0	25.0	1	08/15/17 07:00	08/15/17 11:39	74-95-3	W
Dichlorodifluoromethane	<25.0	ug/kg	60.0	25.0	1	08/15/17 07:00	08/15/17 11:39	75-71-8	W
Diisopropyl ether	<25.0	ug/kg	60.0	25.0	1	08/15/17 07:00	08/15/17 11:39	108-20-3	W
Ethylbenzene	<25.0	ug/kg	60.0	25.0	1	08/15/17 07:00	08/15/17 11:39	100-41-4	W
Hexachloro-1,3-butadiene	<25.0	ug/kg	60.0	25.0	1	08/15/17 07:00	08/15/17 11:39	87-68-3	W
Isopropylbenzene (Cumene)	<25.0	ug/kg	60.0	25.0	1	08/15/17 07:00	08/15/17 11:39	98-82-8	W
Methyl-tert-butyl ether	<25.0	ug/kg	60.0	25.0	1	08/15/17 07:00	08/15/17 11:39	1634-04-4	W
Methylene Chloride	<25.0	ug/kg	60.0	25.0	1	08/15/17 07:00	08/15/17 11:39	75-09-2	W
Naphthalene	139J	ug/kg	261	41.8	1	08/15/17 07:00	08/15/17 11:39	91-20-3	
Styrene	<25.0	ug/kg	60.0	25.0	1	08/15/17 07:00	08/15/17 11:39	100-42-5	W

REPORT OF LABORATORY ANALYSIS

This report shall not be reproduced, except in full,
without the written consent of Pace Analytical Services, LLC.

ANALYTICAL RESULTS

Project: PECO_2017-67 GREENTREE CENTRE

Pace Project No.: 40154937

Sample: MW-2 @ 4' **Lab ID: 40154937003** Collected: 08/10/17 11:50 Received: 08/12/17 08:00 Matrix: Solid

Results reported on a "dry weight" basis and are adjusted for percent moisture, sample size and any dilutions.

Parameters	Results	Units	LOQ	LOD	DF	Prepared	Analyzed	CAS No.	Qual
8260 MSV Med Level Normal List		Analytical Method: EPA 8260 Preparation Method: EPA 5035/5030B							
Tetrachloroethene	<25.0	ug/kg	60.0	25.0	1	08/15/17 07:00	08/15/17 11:39	127-18-4	W
Toluene	<25.0	ug/kg	60.0	25.0	1	08/15/17 07:00	08/15/17 11:39	108-88-3	W
Trichloroethene	<25.0	ug/kg	60.0	25.0	1	08/15/17 07:00	08/15/17 11:39	79-01-6	W
Trichlorofluoromethane	<25.0	ug/kg	60.0	25.0	1	08/15/17 07:00	08/15/17 11:39	75-69-4	W
Vinyl chloride	<25.0	ug/kg	60.0	25.0	1	08/15/17 07:00	08/15/17 11:39	75-01-4	W
cis-1,2-Dichloroethene	<25.0	ug/kg	60.0	25.0	1	08/15/17 07:00	08/15/17 11:39	156-59-2	W
cis-1,3-Dichloropropene	<25.0	ug/kg	60.0	25.0	1	08/15/17 07:00	08/15/17 11:39	10061-01-5	W
m&p-Xylene	<50.0	ug/kg	120	50.0	1	08/15/17 07:00	08/15/17 11:39	179601-23-1	W
n-Butylbenzene	<25.0	ug/kg	60.0	25.0	1	08/15/17 07:00	08/15/17 11:39	104-51-8	W
n-Propylbenzene	<25.0	ug/kg	60.0	25.0	1	08/15/17 07:00	08/15/17 11:39	103-65-1	W
o-Xylene	<25.0	ug/kg	60.0	25.0	1	08/15/17 07:00	08/15/17 11:39	95-47-6	W
p-Isopropyltoluene	<25.0	ug/kg	60.0	25.0	1	08/15/17 07:00	08/15/17 11:39	99-87-6	W
sec-Butylbenzene	<25.0	ug/kg	60.0	25.0	1	08/15/17 07:00	08/15/17 11:39	135-98-8	W
tert-Butylbenzene	<25.0	ug/kg	60.0	25.0	1	08/15/17 07:00	08/15/17 11:39	98-06-6	W
trans-1,2-Dichloroethene	<25.0	ug/kg	60.0	25.0	1	08/15/17 07:00	08/15/17 11:39	156-60-5	W
trans-1,3-Dichloropropene	<25.0	ug/kg	60.0	25.0	1	08/15/17 07:00	08/15/17 11:39	10061-02-6	W
Surrogates									
Dibromofluoromethane (S)	118	%	68-130		1	08/15/17 07:00	08/15/17 11:39	1868-53-7	
Toluene-d8 (S)	112	%	68-149		1	08/15/17 07:00	08/15/17 11:39	2037-26-5	
4-Bromofluorobenzene (S)	97	%	58-141		1	08/15/17 07:00	08/15/17 11:39	460-00-4	
Percent Moisture		Analytical Method: ASTM D2974-87							
Percent Moisture	4.1	%	0.10	0.10	1		08/17/17 14:30		

REPORT OF LABORATORY ANALYSIS

This report shall not be reproduced, except in full,
without the written consent of Pace Analytical Services, LLC.

ANALYTICAL RESULTS

Project: PECO_2017-67 GREENTREE CENTRE

Pace Project No.: 40154937

Sample: MW-5 @ 3' Lab ID: 40154937006 Collected: 08/09/17 14:25 Received: 08/12/17 08:00 Matrix: Solid

Results reported on a "dry weight" basis and are adjusted for percent moisture, sample size and any dilutions.

Parameters	Results	Units	LOQ	LOD	DF	Prepared	Analyzed	CAS No.	Qual
8260 MSV Med Level Normal List									
Analytical Method: EPA 8260 Preparation Method: EPA 5035/5030B									
1,1,1,2-Tetrachloroethane	<25.0	ug/kg	60.0	25.0	1	08/15/17 07:00	08/15/17 12:02	630-20-6	W
1,1,1-Trichloroethane	<25.0	ug/kg	60.0	25.0	1	08/15/17 07:00	08/15/17 12:02	71-55-6	W
1,1,2,2-Tetrachloroethane	<25.0	ug/kg	60.0	25.0	1	08/15/17 07:00	08/15/17 12:02	79-34-5	W
1,1,2-Trichloroethane	<25.0	ug/kg	60.0	25.0	1	08/15/17 07:00	08/15/17 12:02	79-00-5	W
1,1-Dichloroethane	<25.0	ug/kg	60.0	25.0	1	08/15/17 07:00	08/15/17 12:02	75-34-3	W
1,1-Dichloroethene	<25.0	ug/kg	60.0	25.0	1	08/15/17 07:00	08/15/17 12:02	75-35-4	W
1,1-Dichloropropene	<25.0	ug/kg	60.0	25.0	1	08/15/17 07:00	08/15/17 12:02	563-58-6	W
1,2,3-Trichlorobenzene	<25.0	ug/kg	60.0	25.0	1	08/15/17 07:00	08/15/17 12:02	87-61-6	W
1,2,3-Trichloropropane	<25.0	ug/kg	60.0	25.0	1	08/15/17 07:00	08/15/17 12:02	96-18-4	W
1,2,4-Trichlorobenzene	<47.6	ug/kg	250	47.6	1	08/15/17 07:00	08/15/17 12:02	120-82-1	W
1,2,4-Trimethylbenzene	<25.0	ug/kg	60.0	25.0	1	08/15/17 07:00	08/15/17 12:02	95-63-6	W
1,2-Dibromo-3-chloropropane	<91.2	ug/kg	250	91.2	1	08/15/17 07:00	08/15/17 12:02	96-12-8	W
1,2-Dibromoethane (EDB)	<25.0	ug/kg	60.0	25.0	1	08/15/17 07:00	08/15/17 12:02	106-93-4	W
1,2-Dichlorobenzene	<25.0	ug/kg	60.0	25.0	1	08/15/17 07:00	08/15/17 12:02	95-50-1	W
1,2-Dichloroethane	<25.0	ug/kg	60.0	25.0	1	08/15/17 07:00	08/15/17 12:02	107-06-2	W
1,2-Dichloropropane	<25.0	ug/kg	60.0	25.0	1	08/15/17 07:00	08/15/17 12:02	78-87-5	W
1,3,5-Trimethylbenzene	<25.0	ug/kg	60.0	25.0	1	08/15/17 07:00	08/15/17 12:02	108-67-8	W
1,3-Dichlorobenzene	<25.0	ug/kg	60.0	25.0	1	08/15/17 07:00	08/15/17 12:02	541-73-1	W
1,3-Dichloropropane	<25.0	ug/kg	60.0	25.0	1	08/15/17 07:00	08/15/17 12:02	142-28-9	W
1,4-Dichlorobenzene	<25.0	ug/kg	60.0	25.0	1	08/15/17 07:00	08/15/17 12:02	106-46-7	W
2,2-Dichloropropane	<25.0	ug/kg	60.0	25.0	1	08/15/17 07:00	08/15/17 12:02	594-20-7	W
2-Chlorotoluene	<25.0	ug/kg	60.0	25.0	1	08/15/17 07:00	08/15/17 12:02	95-49-8	W
4-Chlorotoluene	<25.0	ug/kg	60.0	25.0	1	08/15/17 07:00	08/15/17 12:02	106-43-4	W
Benzene	<25.0	ug/kg	60.0	25.0	1	08/15/17 07:00	08/15/17 12:02	71-43-2	W
Bromobenzene	<25.0	ug/kg	60.0	25.0	1	08/15/17 07:00	08/15/17 12:02	108-86-1	W
Bromochloromethane	<25.0	ug/kg	60.0	25.0	1	08/15/17 07:00	08/15/17 12:02	74-97-5	W
Bromodichloromethane	<25.0	ug/kg	60.0	25.0	1	08/15/17 07:00	08/15/17 12:02	75-27-4	W
Bromoform	<25.0	ug/kg	60.0	25.0	1	08/15/17 07:00	08/15/17 12:02	75-25-2	W
Bromomethane	<69.9	ug/kg	250	69.9	1	08/15/17 07:00	08/15/17 12:02	74-83-9	W
Carbon tetrachloride	<25.0	ug/kg	60.0	25.0	1	08/15/17 07:00	08/15/17 12:02	56-23-5	W
Chlorobenzene	<25.0	ug/kg	60.0	25.0	1	08/15/17 07:00	08/15/17 12:02	108-90-7	W
Chloroethane	<67.0	ug/kg	250	67.0	1	08/15/17 07:00	08/15/17 12:02	75-00-3	W
Chloroform	<46.4	ug/kg	250	46.4	1	08/15/17 07:00	08/15/17 12:02	67-66-3	W
Chloromethane	<25.0	ug/kg	60.0	25.0	1	08/15/17 07:00	08/15/17 12:02	74-87-3	W
Dibromochloromethane	<25.0	ug/kg	60.0	25.0	1	08/15/17 07:00	08/15/17 12:02	124-48-1	W
Dibromomethane	<25.0	ug/kg	60.0	25.0	1	08/15/17 07:00	08/15/17 12:02	74-95-3	W
Dichlorodifluoromethane	<25.0	ug/kg	60.0	25.0	1	08/15/17 07:00	08/15/17 12:02	75-71-8	W
Diisopropyl ether	<25.0	ug/kg	60.0	25.0	1	08/15/17 07:00	08/15/17 12:02	108-20-3	W
Ethylbenzene	<25.0	ug/kg	60.0	25.0	1	08/15/17 07:00	08/15/17 12:02	100-41-4	W
Hexachloro-1,3-butadiene	<25.0	ug/kg	60.0	25.0	1	08/15/17 07:00	08/15/17 12:02	87-68-3	W
Isopropylbenzene (Cumene)	<25.0	ug/kg	60.0	25.0	1	08/15/17 07:00	08/15/17 12:02	98-82-8	W
Methyl-tert-butyl ether	<25.0	ug/kg	60.0	25.0	1	08/15/17 07:00	08/15/17 12:02	1634-04-4	W
Methylene Chloride	<25.0	ug/kg	60.0	25.0	1	08/15/17 07:00	08/15/17 12:02	75-09-2	W
Naphthalene	373J	ug/kg	415	66.5	1	08/15/17 07:00	08/15/17 12:02	91-20-3	
Styrene	<25.0	ug/kg	60.0	25.0	1	08/15/17 07:00	08/15/17 12:02	100-42-5	W

REPORT OF LABORATORY ANALYSIS

This report shall not be reproduced, except in full,
without the written consent of Pace Analytical Services, LLC.

ANALYTICAL RESULTS

Project: PECO_2017-67 GREENTREE CENTRE

Pace Project No.: 40154937

Sample: MW-5 @ 3' **Lab ID: 40154937006** Collected: 08/09/17 14:25 Received: 08/12/17 08:00 Matrix: Solid

Results reported on a "dry weight" basis and are adjusted for percent moisture, sample size and any dilutions.

Parameters	Results	Units	LOQ	LOD	DF	Prepared	Analyzed	CAS No.	Qual
8260 MSV Med Level Normal List									
Analytical Method: EPA 8260 Preparation Method: EPA 5035/5030B									
Tetrachloroethene	<25.0	ug/kg	60.0	25.0	1	08/15/17 07:00	08/15/17 12:02	127-18-4	W
Toluene	<25.0	ug/kg	60.0	25.0	1	08/15/17 07:00	08/15/17 12:02	108-88-3	W
Trichloroethene	<25.0	ug/kg	60.0	25.0	1	08/15/17 07:00	08/15/17 12:02	79-01-6	W
Trichlorofluoromethane	<25.0	ug/kg	60.0	25.0	1	08/15/17 07:00	08/15/17 12:02	75-69-4	W
Vinyl chloride	<25.0	ug/kg	60.0	25.0	1	08/15/17 07:00	08/15/17 12:02	75-01-4	W
cis-1,2-Dichloroethene	<25.0	ug/kg	60.0	25.0	1	08/15/17 07:00	08/15/17 12:02	156-59-2	W
cis-1,3-Dichloropropene	<25.0	ug/kg	60.0	25.0	1	08/15/17 07:00	08/15/17 12:02	10061-01-5	W
m&p-Xylene	<50.0	ug/kg	120	50.0	1	08/15/17 07:00	08/15/17 12:02	179601-23-1	W
n-Butylbenzene	<25.0	ug/kg	60.0	25.0	1	08/15/17 07:00	08/15/17 12:02	104-51-8	W
n-Propylbenzene	<25.0	ug/kg	60.0	25.0	1	08/15/17 07:00	08/15/17 12:02	103-65-1	W
o-Xylene	<25.0	ug/kg	60.0	25.0	1	08/15/17 07:00	08/15/17 12:02	95-47-6	W
p-Isopropyltoluene	<25.0	ug/kg	60.0	25.0	1	08/15/17 07:00	08/15/17 12:02	99-87-6	W
sec-Butylbenzene	<25.0	ug/kg	60.0	25.0	1	08/15/17 07:00	08/15/17 12:02	135-98-8	W
tert-Butylbenzene	<25.0	ug/kg	60.0	25.0	1	08/15/17 07:00	08/15/17 12:02	98-06-6	W
trans-1,2-Dichloroethene	<25.0	ug/kg	60.0	25.0	1	08/15/17 07:00	08/15/17 12:02	156-60-5	W
trans-1,3-Dichloropropene	<25.0	ug/kg	60.0	25.0	1	08/15/17 07:00	08/15/17 12:02	10061-02-6	W
Surrogates									
Dibromofluoromethane (S)	115	%	68-130		1	08/15/17 07:00	08/15/17 12:02	1868-53-7	
Toluene-d8 (S)	112	%	68-149		1	08/15/17 07:00	08/15/17 12:02	2037-26-5	
4-Bromofluorobenzene (S)	100	%	58-141		1	08/15/17 07:00	08/15/17 12:02	460-00-4	
Percent Moisture									
Analytical Method: ASTM D2974-87									
Percent Moisture	39.8	%	0.10	0.10	1		08/17/17 14:30		

REPORT OF LABORATORY ANALYSIS

This report shall not be reproduced, except in full,
without the written consent of Pace Analytical Services, LLC.

ANALYTICAL RESULTS

Project: PECO_2017-67 GREENTREE CENTRE

Pace Project No.: 40154937

Sample: MW-6 @ 5' Lab ID: 40154937007 Collected: 08/10/17 07:50 Received: 08/12/17 08:00 Matrix: Solid

Results reported on a "dry weight" basis and are adjusted for percent moisture, sample size and any dilutions.

Parameters	Results	Units	LOQ	LOD	DF	Prepared	Analyzed	CAS No.	Qual
8260 MSV Med Level Normal List									
Analytical Method: EPA 8260 Preparation Method: EPA 5035/5030B									
1,1,1,2-Tetrachloroethane	<25.0	ug/kg	60.0	25.0	1	08/15/17 07:00	08/15/17 12:24	630-20-6	W
1,1,1-Trichloroethane	<25.0	ug/kg	60.0	25.0	1	08/15/17 07:00	08/15/17 12:24	71-55-6	W
1,1,2,2-Tetrachloroethane	<25.0	ug/kg	60.0	25.0	1	08/15/17 07:00	08/15/17 12:24	79-34-5	W
1,1,2-Trichloroethane	<25.0	ug/kg	60.0	25.0	1	08/15/17 07:00	08/15/17 12:24	79-00-5	W
1,1-Dichloroethane	<25.0	ug/kg	60.0	25.0	1	08/15/17 07:00	08/15/17 12:24	75-34-3	W
1,1-Dichloroethene	<25.0	ug/kg	60.0	25.0	1	08/15/17 07:00	08/15/17 12:24	75-35-4	W
1,1-Dichloropropene	<25.0	ug/kg	60.0	25.0	1	08/15/17 07:00	08/15/17 12:24	563-58-6	W
1,2,3-Trichlorobenzene	<25.0	ug/kg	60.0	25.0	1	08/15/17 07:00	08/15/17 12:24	87-61-6	W
1,2,3-Trichloropropane	<25.0	ug/kg	60.0	25.0	1	08/15/17 07:00	08/15/17 12:24	96-18-4	W
1,2,4-Trichlorobenzene	<47.6	ug/kg	250	47.6	1	08/15/17 07:00	08/15/17 12:24	120-82-1	W
1,2,4-Trimethylbenzene	<25.0	ug/kg	60.0	25.0	1	08/15/17 07:00	08/15/17 12:24	95-63-6	W
1,2-Dibromo-3-chloropropane	<91.2	ug/kg	250	91.2	1	08/15/17 07:00	08/15/17 12:24	96-12-8	W
1,2-Dibromoethane (EDB)	<25.0	ug/kg	60.0	25.0	1	08/15/17 07:00	08/15/17 12:24	106-93-4	W
1,2-Dichlorobenzene	<25.0	ug/kg	60.0	25.0	1	08/15/17 07:00	08/15/17 12:24	95-50-1	W
1,2-Dichloroethane	<25.0	ug/kg	60.0	25.0	1	08/15/17 07:00	08/15/17 12:24	107-06-2	W
1,2-Dichloropropane	<25.0	ug/kg	60.0	25.0	1	08/15/17 07:00	08/15/17 12:24	78-87-5	W
1,3,5-Trimethylbenzene	<25.0	ug/kg	60.0	25.0	1	08/15/17 07:00	08/15/17 12:24	108-67-8	W
1,3-Dichlorobenzene	<25.0	ug/kg	60.0	25.0	1	08/15/17 07:00	08/15/17 12:24	541-73-1	W
1,3-Dichloropropane	<25.0	ug/kg	60.0	25.0	1	08/15/17 07:00	08/15/17 12:24	142-28-9	W
1,4-Dichlorobenzene	<25.0	ug/kg	60.0	25.0	1	08/15/17 07:00	08/15/17 12:24	106-46-7	W
2,2-Dichloropropane	<25.0	ug/kg	60.0	25.0	1	08/15/17 07:00	08/15/17 12:24	594-20-7	W
2-Chlorotoluene	<25.0	ug/kg	60.0	25.0	1	08/15/17 07:00	08/15/17 12:24	95-49-8	W
4-Chlorotoluene	<25.0	ug/kg	60.0	25.0	1	08/15/17 07:00	08/15/17 12:24	106-43-4	W
Benzene	<25.0	ug/kg	60.0	25.0	1	08/15/17 07:00	08/15/17 12:24	71-43-2	W
Bromobenzene	<25.0	ug/kg	60.0	25.0	1	08/15/17 07:00	08/15/17 12:24	108-86-1	W
Bromochloromethane	<25.0	ug/kg	60.0	25.0	1	08/15/17 07:00	08/15/17 12:24	74-97-5	W
Bromodichloromethane	<25.0	ug/kg	60.0	25.0	1	08/15/17 07:00	08/15/17 12:24	75-27-4	W
Bromoform	<25.0	ug/kg	60.0	25.0	1	08/15/17 07:00	08/15/17 12:24	75-25-2	W
Bromomethane	<69.9	ug/kg	250	69.9	1	08/15/17 07:00	08/15/17 12:24	74-83-9	W
Carbon tetrachloride	<25.0	ug/kg	60.0	25.0	1	08/15/17 07:00	08/15/17 12:24	56-23-5	W
Chlorobenzene	<25.0	ug/kg	60.0	25.0	1	08/15/17 07:00	08/15/17 12:24	108-90-7	W
Chloroethane	<67.0	ug/kg	250	67.0	1	08/15/17 07:00	08/15/17 12:24	75-00-3	W
Chloroform	<46.4	ug/kg	250	46.4	1	08/15/17 07:00	08/15/17 12:24	67-66-3	W
Chloromethane	<25.0	ug/kg	60.0	25.0	1	08/15/17 07:00	08/15/17 12:24	74-87-3	W
Dibromochloromethane	<25.0	ug/kg	60.0	25.0	1	08/15/17 07:00	08/15/17 12:24	124-48-1	W
Dibromomethane	<25.0	ug/kg	60.0	25.0	1	08/15/17 07:00	08/15/17 12:24	74-95-3	W
Dichlorodifluoromethane	<25.0	ug/kg	60.0	25.0	1	08/15/17 07:00	08/15/17 12:24	75-71-8	W
Diisopropyl ether	<25.0	ug/kg	60.0	25.0	1	08/15/17 07:00	08/15/17 12:24	108-20-3	W
Ethylbenzene	<25.0	ug/kg	60.0	25.0	1	08/15/17 07:00	08/15/17 12:24	100-41-4	W
Hexachloro-1,3-butadiene	<25.0	ug/kg	60.0	25.0	1	08/15/17 07:00	08/15/17 12:24	87-68-3	W
Isopropylbenzene (Cumene)	<25.0	ug/kg	60.0	25.0	1	08/15/17 07:00	08/15/17 12:24	98-82-8	W
Methyl-tert-butyl ether	<25.0	ug/kg	60.0	25.0	1	08/15/17 07:00	08/15/17 12:24	1634-04-4	W
Methylene Chloride	<25.0	ug/kg	60.0	25.0	1	08/15/17 07:00	08/15/17 12:24	75-09-2	W
Naphthalene	<40.0	ug/kg	250	40.0	1	08/15/17 07:00	08/15/17 12:24	91-20-3	W
Styrene	<25.0	ug/kg	60.0	25.0	1	08/15/17 07:00	08/15/17 12:24	100-42-5	W

REPORT OF LABORATORY ANALYSIS

This report shall not be reproduced, except in full,
without the written consent of Pace Analytical Services, LLC.

ANALYTICAL RESULTS

Project: PECO_2017-67 GREENTREE CENTRE

Pace Project No.: 40154937

Sample: MW-6 @ 5' **Lab ID: 40154937007** Collected: 08/10/17 07:50 Received: 08/12/17 08:00 Matrix: Solid

Results reported on a "dry weight" basis and are adjusted for percent moisture, sample size and any dilutions.

Parameters	Results	Units	LOQ	LOD	DF	Prepared	Analyzed	CAS No.	Qual
8260 MSV Med Level Normal List									
Analytical Method: EPA 8260 Preparation Method: EPA 5035/5030B									
Tetrachloroethene	<25.0	ug/kg	60.0	25.0	1	08/15/17 07:00	08/15/17 12:24	127-18-4	W
Toluene	<25.0	ug/kg	60.0	25.0	1	08/15/17 07:00	08/15/17 12:24	108-88-3	W
Trichloroethene	<25.0	ug/kg	60.0	25.0	1	08/15/17 07:00	08/15/17 12:24	79-01-6	W
Trichlorofluoromethane	<25.0	ug/kg	60.0	25.0	1	08/15/17 07:00	08/15/17 12:24	75-69-4	W
Vinyl chloride	<25.0	ug/kg	60.0	25.0	1	08/15/17 07:00	08/15/17 12:24	75-01-4	W
cis-1,2-Dichloroethene	<25.0	ug/kg	60.0	25.0	1	08/15/17 07:00	08/15/17 12:24	156-59-2	W
cis-1,3-Dichloropropene	<25.0	ug/kg	60.0	25.0	1	08/15/17 07:00	08/15/17 12:24	10061-01-5	W
m&p-Xylene	<50.0	ug/kg	120	50.0	1	08/15/17 07:00	08/15/17 12:24	179601-23-1	W
n-Butylbenzene	<25.0	ug/kg	60.0	25.0	1	08/15/17 07:00	08/15/17 12:24	104-51-8	W
n-Propylbenzene	<25.0	ug/kg	60.0	25.0	1	08/15/17 07:00	08/15/17 12:24	103-65-1	W
o-Xylene	<25.0	ug/kg	60.0	25.0	1	08/15/17 07:00	08/15/17 12:24	95-47-6	W
p-Isopropyltoluene	<25.0	ug/kg	60.0	25.0	1	08/15/17 07:00	08/15/17 12:24	99-87-6	W
sec-Butylbenzene	<25.0	ug/kg	60.0	25.0	1	08/15/17 07:00	08/15/17 12:24	135-98-8	W
tert-Butylbenzene	<25.0	ug/kg	60.0	25.0	1	08/15/17 07:00	08/15/17 12:24	98-06-6	W
trans-1,2-Dichloroethene	<25.0	ug/kg	60.0	25.0	1	08/15/17 07:00	08/15/17 12:24	156-60-5	W
trans-1,3-Dichloropropene	<25.0	ug/kg	60.0	25.0	1	08/15/17 07:00	08/15/17 12:24	10061-02-6	W
Surrogates									
Dibromofluoromethane (S)	112	%	68-130		1	08/15/17 07:00	08/15/17 12:24	1868-53-7	
Toluene-d8 (S)	108	%	68-149		1	08/15/17 07:00	08/15/17 12:24	2037-26-5	
4-Bromofluorobenzene (S)	97	%	58-141		1	08/15/17 07:00	08/15/17 12:24	460-00-4	
Percent Moisture									
Analytical Method: ASTM D2974-87									
Percent Moisture	12.0	%	0.10	0.10	1		08/17/17 14:30		

REPORT OF LABORATORY ANALYSIS

This report shall not be reproduced, except in full,
without the written consent of Pace Analytical Services, LLC.

QUALITY CONTROL DATA

Project: PECO_2017-67 GREENTREE CENTRE

Pace Project No.: 40154937

QC Batch: 264618 Analysis Method: EPA 8260
 QC Batch Method: EPA 5035/5030B Analysis Description: 8260 MSV Med Level Normal List
 Associated Lab Samples: 40154937001, 40154937002, 40154937003, 40154937006, 40154937007

METHOD BLANK: 1556857 Matrix: Solid
 Associated Lab Samples: 40154937001, 40154937002, 40154937003, 40154937006, 40154937007

Parameter	Units	Blank Result	Reporting Limit	Analyzed	Qualifiers
1,1,1,2-Tetrachloroethane	ug/kg	<13.7	50.0	08/15/17 08:52	
1,1,1-Trichloroethane	ug/kg	<14.4	50.0	08/15/17 08:52	
1,1,2,2-Tetrachloroethane	ug/kg	<17.5	50.0	08/15/17 08:52	
1,1,2-Trichloroethane	ug/kg	<20.2	50.0	08/15/17 08:52	
1,1-Dichloroethane	ug/kg	<17.6	50.0	08/15/17 08:52	
1,1-Dichloroethene	ug/kg	<17.6	50.0	08/15/17 08:52	
1,1-Dichloropropene	ug/kg	<14.0	50.0	08/15/17 08:52	
1,2,3-Trichlorobenzene	ug/kg	<17.0	50.0	08/15/17 08:52	
1,2,3-Trichloropropane	ug/kg	<22.3	50.0	08/15/17 08:52	
1,2,4-Trichlorobenzene	ug/kg	<47.6	250	08/15/17 08:52	
1,2,4-Trimethylbenzene	ug/kg	<12.2	50.0	08/15/17 08:52	
1,2-Dibromo-3-chloropropane	ug/kg	<91.2	250	08/15/17 08:52	
1,2-Dibromoethane (EDB)	ug/kg	<14.7	50.0	08/15/17 08:52	
1,2-Dichlorobenzene	ug/kg	<16.2	50.0	08/15/17 08:52	
1,2-Dichloroethane	ug/kg	<15.0	50.0	08/15/17 08:52	
1,2-Dichloropropane	ug/kg	<16.8	50.0	08/15/17 08:52	
1,3,5-Trimethylbenzene	ug/kg	<14.5	50.0	08/15/17 08:52	
1,3-Dichlorobenzene	ug/kg	<13.2	50.0	08/15/17 08:52	
1,3-Dichloropropane	ug/kg	<12.0	50.0	08/15/17 08:52	
1,4-Dichlorobenzene	ug/kg	<15.9	50.0	08/15/17 08:52	
2,2-Dichloropropane	ug/kg	<12.6	50.0	08/15/17 08:52	
2-Chlorotoluene	ug/kg	<15.8	50.0	08/15/17 08:52	
4-Chlorotoluene	ug/kg	<13.0	50.0	08/15/17 08:52	
Benzene	ug/kg	<9.2	20.0	08/15/17 08:52	
Bromobenzene	ug/kg	<20.6	50.0	08/15/17 08:52	
Bromochloromethane	ug/kg	<21.4	50.0	08/15/17 08:52	
Bromodichloromethane	ug/kg	<9.8	50.0	08/15/17 08:52	
Bromoform	ug/kg	<19.8	50.0	08/15/17 08:52	
Bromomethane	ug/kg	<69.9	250	08/15/17 08:52	
Carbon tetrachloride	ug/kg	<12.1	50.0	08/15/17 08:52	
Chlorobenzene	ug/kg	<14.8	50.0	08/15/17 08:52	
Chloroethane	ug/kg	<67.0	250	08/15/17 08:52	
Chloroform	ug/kg	<46.4	250	08/15/17 08:52	
Chloromethane	ug/kg	<20.4	50.0	08/15/17 08:52	
cis-1,2-Dichloroethene	ug/kg	<16.6	50.0	08/15/17 08:52	
cis-1,3-Dichloropropene	ug/kg	<16.6	50.0	08/15/17 08:52	
Dibromochloromethane	ug/kg	<17.9	50.0	08/15/17 08:52	
Dibromomethane	ug/kg	<19.3	50.0	08/15/17 08:52	
Dichlorodifluoromethane	ug/kg	<12.3	50.0	08/15/17 08:52	
Diisopropyl ether	ug/kg	<17.7	50.0	08/15/17 08:52	
Ethylbenzene	ug/kg	<12.4	50.0	08/15/17 08:52	

Results presented on this page are in the units indicated by the "Units" column except where an alternate unit is presented to the right of the result.

REPORT OF LABORATORY ANALYSIS

This report shall not be reproduced, except in full,
without the written consent of Pace Analytical Services, LLC.

QUALITY CONTROL DATA

Project: PECO_2017-67 GREENTREE CENTRE

Pace Project No.: 40154937

METHOD BLANK: 1556857

Matrix: Solid

Associated Lab Samples: 40154937001, 40154937002, 40154937003, 40154937006, 40154937007

Parameter	Units	Blank Result	Reporting Limit	Analyzed	Qualifiers
Hexachloro-1,3-butadiene	ug/kg	<24.5	50.0	08/15/17 08:52	
Isopropylbenzene (Cumene)	ug/kg	<12.6	50.0	08/15/17 08:52	
m&p-Xylene	ug/kg	<34.4	100	08/15/17 08:52	
Methyl-tert-butyl ether	ug/kg	<12.7	50.0	08/15/17 08:52	
Methylene Chloride	ug/kg	<16.2	50.0	08/15/17 08:52	
n-Butylbenzene	ug/kg	<10.5	50.0	08/15/17 08:52	
n-Propylbenzene	ug/kg	<11.6	50.0	08/15/17 08:52	
Naphthalene	ug/kg	<40.0	250	08/15/17 08:52	
o-Xylene	ug/kg	<14.0	50.0	08/15/17 08:52	
p-Isopropyltoluene	ug/kg	<12.0	50.0	08/15/17 08:52	
sec-Butylbenzene	ug/kg	<11.9	50.0	08/15/17 08:52	
Styrene	ug/kg	<9.0	50.0	08/15/17 08:52	
tert-Butylbenzene	ug/kg	<9.5	50.0	08/15/17 08:52	
Tetrachloroethene	ug/kg	<12.9	50.0	08/15/17 08:52	
Toluene	ug/kg	<11.2	50.0	08/15/17 08:52	
trans-1,2-Dichloroethene	ug/kg	<16.5	50.0	08/15/17 08:52	
trans-1,3-Dichloropropene	ug/kg	<14.4	50.0	08/15/17 08:52	
Trichloroethene	ug/kg	<23.6	50.0	08/15/17 08:52	
Trichlorofluoromethane	ug/kg	<24.7	50.0	08/15/17 08:52	
Vinyl chloride	ug/kg	<21.1	50.0	08/15/17 08:52	
4-Bromofluorobenzene (S)	%	88	58-141	08/15/17 08:52	
Dibromofluoromethane (S)	%	107	68-130	08/15/17 08:52	
Toluene-d8 (S)	%	103	68-149	08/15/17 08:52	

LABORATORY CONTROL SAMPLE: 1556858

Parameter	Units	Spike Conc.	LCS Result	LCS % Rec	% Rec Limits	Qualifiers
1,1,1-Trichloroethane	ug/kg	2500	2530	101	61-122	
1,1,2,2-Tetrachloroethane	ug/kg	2500	2450	98	73-130	
1,1,2-Trichloroethane	ug/kg	2500	2440	97	70-130	
1,1-Dichloroethane	ug/kg	2500	2590	104	63-124	
1,1-Dichloroethene	ug/kg	2500	2340	94	53-117	
1,2,4-Trichlorobenzene	ug/kg	2500	2300	92	78-130	
1,2-Dibromo-3-chloropropane	ug/kg	2500	2100	84	49-140	
1,2-Dibromoethane (EDB)	ug/kg	2500	2370	95	70-130	
1,2-Dichlorobenzene	ug/kg	2500	2460	99	70-130	
1,2-Dichloroethane	ug/kg	2500	2770	111	56-135	
1,2-Dichloropropane	ug/kg	2500	2530	101	77-122	
1,3-Dichlorobenzene	ug/kg	2500	2460	99	70-130	
1,4-Dichlorobenzene	ug/kg	2500	2400	96	70-130	
Benzene	ug/kg	2500	2630	105	66-130	
Bromodichloromethane	ug/kg	2500	2340	94	62-135	
Bromoform	ug/kg	2500	2040	82	68-130	
Bromomethane	ug/kg	2500	2330	93	29-137	

Results presented on this page are in the units indicated by the "Units" column except where an alternate unit is presented to the right of the result.

REPORT OF LABORATORY ANALYSIS

This report shall not be reproduced, except in full,
without the written consent of Pace Analytical Services, LLC.

QUALITY CONTROL DATA

Project: PECO_2017-67 GREENTREE CENTRE

Pace Project No.: 40154937

LABORATORY CONTROL SAMPLE: 1556858

Parameter	Units	Spike Conc.	LCS Result	LCS % Rec	% Rec Limits	Qualifiers
Carbon tetrachloride	ug/kg	2500	2580	103	57-130	
Chlorobenzene	ug/kg	2500	2590	104	70-130	
Chloroethane	ug/kg	2500	3230	129	36-144	
Chloroform	ug/kg	2500	2610	105	69-115	
Chloromethane	ug/kg	2500	2440	98	32-126	
cis-1,2-Dichloroethene	ug/kg	2500	2560	102	65-130	
cis-1,3-Dichloropropene	ug/kg	2500	2370	95	70-130	
Dibromochloromethane	ug/kg	2500	2290	92	70-130	
Dichlorodifluoromethane	ug/kg	2500	1890	76	10-99	
Ethylbenzene	ug/kg	2500	2380	95	82-122	
Isopropylbenzene (Cumene)	ug/kg	2500	2380	95	70-130	
m&p-Xylene	ug/kg	5000	5070	101	70-130	
Methyl-tert-butyl ether	ug/kg	2500	2460	98	63-134	
Methylene Chloride	ug/kg	2500	2560	102	56-123	
o-Xylene	ug/kg	2500	2400	96	70-130	
Styrene	ug/kg	2500	2450	98	70-130	
Tetrachloroethene	ug/kg	2500	2580	103	70-131	
Toluene	ug/kg	2500	2550	102	80-120	
trans-1,2-Dichloroethene	ug/kg	2500	2440	98	66-130	
trans-1,3-Dichloropropene	ug/kg	2500	2400	96	68-130	
Trichloroethene	ug/kg	2500	2460	99	70-130	
Trichlorofluoromethane	ug/kg	2500	2490	100	37-149	
Vinyl chloride	ug/kg	2500	2120	85	43-128	
4-Bromofluorobenzene (S)	%			90	58-141	
Dibromofluoromethane (S)	%			105	68-130	
Toluene-d8 (S)	%			99	68-149	

MATRIX SPIKE & MATRIX SPIKE DUPLICATE: 1556859 1556860

Parameter	Units	MS		MSD		MS Result	MSD Result	MS % Rec	MSD % Rec	% Rec Limits	RPD	Max RPD	Qual
		40154853001 Result	Spike Conc.	Spike Conc.	Result								
1,1,1-Trichloroethane	ug/kg	<25.0	1250	1250	1250	1200	100	96	57-123	4	20		
1,1,2,2-Tetrachloroethane	ug/kg	<25.0	1250	1250	1330	1250	106	100	73-135	6	20		
1,1,2-Trichloroethane	ug/kg	<25.0	1250	1250	1340	1260	107	101	70-130	6	20		
1,1-Dichloroethane	ug/kg	<25.0	1250	1250	1300	1250	104	100	63-124	4	20		
1,1-Dichloroethene	ug/kg	<25.0	1250	1250	1100	1040	88	83	48-117	6	23		
1,2,4-Trichlorobenzene	ug/kg	<47.6	1250	1250	1360	1270	109	102	78-145	7	20		
1,2-Dibromo-3-chloropropane	ug/kg	<91.2	1250	1250	1100	1070	88	86	38-168	2	22		
1,2-Dibromoethane (EDB)	ug/kg	<25.0	1250	1250	1310	1270	105	102	70-130	3	20		
1,2-Dichlorobenzene	ug/kg	<25.0	1250	1250	1400	1320	112	105	70-130	6	20		
1,2-Dichloroethane	ug/kg	<25.0	1250	1250	1490	1390	119	111	56-145	7	20		
1,2-Dichloropropane	ug/kg	<25.0	1250	1250	1340	1310	107	104	77-123	2	20		
1,3-Dichlorobenzene	ug/kg	<25.0	1250	1250	1360	1300	109	104	70-130	5	20		
1,4-Dichlorobenzene	ug/kg	<25.0	1250	1250	1340	1280	107	102	70-130	5	20		

Results presented on this page are in the units indicated by the "Units" column except where an alternate unit is presented to the right of the result.

REPORT OF LABORATORY ANALYSIS

This report shall not be reproduced, except in full,
without the written consent of Pace Analytical Services, LLC.

QUALITY CONTROL DATA

Project: PECO_2017-67 GREENTREE CENTRE

Pace Project No.: 40154937

Parameter	Units	MATRIX SPIKE & MATRIX SPIKE DUPLICATE: 1556859		1556860		MS Result	MSD Result	MS % Rec	MSD % Rec	% Rec Limits	Max RPD	RPD	Qual
		40154853001 Result	MS Spike Conc.	MSD Spike Conc.	MS Result								
Benzene	ug/kg	<25.0	1250	1250	1360	1290	109	104	65-130	5	20		
Bromodichloromethane	ug/kg	<25.0	1250	1250	1220	1190	98	95	59-141	3	20		
Bromoform	ug/kg	<25.0	1250	1250	1160	1110	93	89	59-141	5	20		
Bromomethane	ug/kg	<69.9	1250	1250	1130	1100	90	88	28-139	3	20		
Carbon tetrachloride	ug/kg	<25.0	1250	1250	1270	1200	101	96	50-130	6	20		
Chlorobenzene	ug/kg	<25.0	1250	1250	1430	1350	114	108	70-130	6	20		
Chloroethane	ug/kg	<67.0	1250	1250	1650	1520	132	122	36-144	8	20		
Chloroform	ug/kg	<46.4	1250	1250	1390	1300	111	104	68-122	7	20		
Chloromethane	ug/kg	<25.0	1250	1250	1140	1070	91	86	30-126	7	20		
cis-1,2-Dichloroethene	ug/kg	<25.0	1250	1250	1330	1330	106	106	63-130	0	20		
cis-1,3-Dichloropropene	ug/kg	<25.0	1250	1250	1220	1190	98	95	70-130	3	20		
Dibromochloromethane	ug/kg	<25.0	1250	1250	1190	1160	95	93	66-136	3	20		
Dichlorodifluoromethane	ug/kg	<25.0	1250	1250	896	853	72	68	10-99	5	33		
Ethylbenzene	ug/kg	<25.0	1250	1250	1230	1140	98	91	80-122	8	20		
Isopropylbenzene (Cumene)	ug/kg	<25.0	1250	1250	1220	1130	97	90	70-130	7	20		
m&p-Xylene	ug/kg	<50.0	2500	2500	2630	2420	105	97	70-130	8	20		
Methyl-tert-butyl ether	ug/kg	<25.0	1250	1250	1210	1200	97	96	63-134	1	20		
Methylene Chloride	ug/kg	<25.0	1250	1250	1310	1270	105	102	56-127	3	20		
o-Xylene	ug/kg	<25.0	1250	1250	1260	1210	101	96	70-130	5	20		
Styrene	ug/kg	<25.0	1250	1250	1310	1250	105	100	70-130	5	20		
Tetrachloroethene	ug/kg	<25.0	1250	1250	1310	1270	105	102	70-131	3	20		
Toluene	ug/kg	<25.0	1250	1250	1310	1260	105	101	80-120	4	20		
trans-1,2-Dichloroethene	ug/kg	<25.0	1250	1250	1250	1130	100	91	60-130	10	20		
trans-1,3-Dichloropropene	ug/kg	<25.0	1250	1250	1210	1140	97	91	68-130	6	20		
Trichloroethene	ug/kg	<25.0	1250	1250	1320	1240	104	98	70-130	6	20		
Trichlorofluoromethane	ug/kg	<25.0	1250	1250	1160	1050	93	84	37-149	10	24		
Vinyl chloride	ug/kg	<25.0	1250	1250	964	903	77	72	39-128	7	20		
4-Bromofluorobenzene (S)	%						99	98	58-141				
Dibromofluoromethane (S)	%						116	116	68-130				
Toluene-d8 (S)	%						109	110	68-149				

Results presented on this page are in the units indicated by the "Units" column except where an alternate unit is presented to the right of the result.

REPORT OF LABORATORY ANALYSIS

This report shall not be reproduced, except in full,
without the written consent of Pace Analytical Services, LLC.

QUALITY CONTROL DATA

Project: PECO_2017-67 GREENTREE CENTRE

Pace Project No.: 40154937

QC Batch: 264952

Analysis Method: ASTM D2974-87

QC Batch Method: ASTM D2974-87

Analysis Description: Dry Weight/Percent Moisture

Associated Lab Samples: 40154937001, 40154937002

SAMPLE DUPLICATE: 1558680

Parameter	Units	40154620019 Result	Dup Result	RPD	Max RPD	Qualifiers
Percent Moisture	%	18.5	16.9	9	10	

Results presented on this page are in the units indicated by the "Units" column except where an alternate unit is presented to the right of the result.

REPORT OF LABORATORY ANALYSIS

This report shall not be reproduced, except in full,
without the written consent of Pace Analytical Services, LLC.

QUALIFIERS

Project: PECO_2017-67 GREENTREE CENTRE
Pace Project No.: 40154937

DEFINITIONS

DF - Dilution Factor, if reported, represents the factor applied to the reported data due to dilution of the sample aliquot.

ND - Not Detected at or above LOD.

J - Estimated concentration at or above the LOD and below the LOQ.

LOD - Limit of Detection adjusted for dilution factor and percent moisture.

LOQ - Limit of Quantitation adjusted for dilution factor and percent moisture.

S - Surrogate

1,2-Diphenylhydrazine decomposes to and cannot be separated from Azobenzene using Method 8270. The result for each analyte is a combined concentration.

Consistent with EPA guidelines, unrounded data are displayed and have been used to calculate % recovery and RPD values.

LCS(D) - Laboratory Control Sample (Duplicate)

MS(D) - Matrix Spike (Duplicate)

DUP - Sample Duplicate

RPD - Relative Percent Difference

NC - Not Calculable.

SG - Silica Gel - Clean-Up

U - Indicates the compound was analyzed for, but not detected at or above the adjusted LOD.

N-Nitrosodiphenylamine decomposes and cannot be separated from Diphenylamine using Method 8270. The result reported for each analyte is a combined concentration.

Pace Analytical is TNI accredited. Contact your Pace PM for the current list of accredited analytes.

TNI - The NELAC Institute.

LABORATORIES

PASI-G Pace Analytical Services - Green Bay

ANALYTE QUALIFIERS

W Non-detect results are reported on a wet weight basis.

REPORT OF LABORATORY ANALYSIS

This report shall not be reproduced, except in full,
without the written consent of Pace Analytical Services, LLC.


QUALITY CONTROL DATA CROSS REFERENCE TABLE

Project: PECO_2017-67 GREENTREE CENTRE
Pace Project No.: 40154937

Lab ID	Sample ID	QC Batch Method	QC Batch	Analytical Method	Analytical Batch
40154937001	MW-1 @ 4'	EPA 5035/5030B	264618	EPA 8260	264621
40154937002	MW-1 @ 10'	EPA 5035/5030B	264618	EPA 8260	264621
40154937003	MW-2 @ 4'	EPA 5035/5030B	264618	EPA 8260	264621
40154937006	MW-5 @ 3'	EPA 5035/5030B	264618	EPA 8260	264621
40154937007	MW-6 @ 5'	EPA 5035/5030B	264618	EPA 8260	264621
40154937001	MW-1 @ 4'	ASTM D2974-87	264952		
40154937002	MW-1 @ 10'	ASTM D2974-87	264952		
40154937003	MW-2 @ 4'	ASTM D2974-87	264965		
40154937006	MW-5 @ 3'	ASTM D2974-87	264965		
40154937007	MW-6 @ 5'	ASTM D2974-87	264965		

REPORT OF LABORATORY ANALYSIS

This report shall not be reproduced, except in full,
without the written consent of Pace Analytical Services, LLC.



Sample Condition Upon Receipt

Pace Analytical Services, LLC. - Green Bay WI
1241 Bellevue Street, Suite 9
Green Bay, WI 54302

Project #:

WO#: 40154937

Client Name: APEX

Courier: Fed Ex UPS Client Pace Other: CS Logistics



Tracking #:

Custody Seal on Cooler/Box Present: yes no Seals intact: yes no

Custody Seal on Samples Present: yes no Seals intact: yes no

Packing Material: Bubble Wrap Bubble Bags None Other

Thermometer Used SK-58 Type of Ice: Wet Blue Dry None Samples on ice, cooling process has begun

Cooler Temperature Uncorr: 3.0 ICorr: 3.5 Biological Tissue is Frozen: yes no

Temp Blank Present: yes no

Person examining contents:
Date: 8/12/17
Initials: SDD

Temp should be above freezing to 6°C.

Biota Samples may be received at ≤ 0°C.

Comments:

Table with 15 rows of inspection criteria and checkboxes. Includes items like Chain of Custody Present, Short Hold Time Analysis, and Headspace in VOA Vials.

Client Notification/ Resolution:

If checked, see attached form for additional comments

Person Contacted: Date/Time:

Comments/ Resolution:

Project Manager Review: Date:

August 23, 2017

Joe Becker
Apex Companies, LLC
1701 East Woodfield Road
Suite 333
Schaumburg, IL 60173

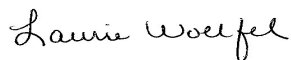
RE: Project: PECO-2017-67 GREENTREE CENTER
Pace Project No.: 40155312

Dear Joe Becker:

Enclosed are the analytical results for sample(s) received by the laboratory on August 18, 2017. The results relate only to the samples included in this report. Results reported herein conform to the most current, applicable TNI/NELAC standards and the laboratory's Quality Assurance Manual, where applicable, unless otherwise noted in the body of the report.

If you have any questions concerning this report, please feel free to contact me.

Sincerely,



Laurie Woelfel
laurie.woelfel@pacelabs.com
(920)469-2436
Project Manager

Enclosures

cc: Steve Newlin, Apex Companies, LLC



REPORT OF LABORATORY ANALYSIS

This report shall not be reproduced, except in full,
without the written consent of Pace Analytical Services, LLC.

CERTIFICATIONS

Project: PECO-2017-67 GREENTREE CENTER

Pace Project No.: 40155312

Green Bay Certification IDs

1241 Bellevue Street, Green Bay, WI 54302

Florida/NELAP Certification #: E87948

Illinois Certification #: 200050

Kentucky UST Certification #: 82

Louisiana Certification #: 04168

Minnesota Certification #: 055-999-334

New York Certification #: 12064

North Dakota Certification #: R-150

Virginia VELAP ID: 460263

South Carolina Certification #: 83006001

Texas Certification #: T104704529-14-1

Wisconsin Certification #: 405132750

Wisconsin DATCP Certification #: 105-444

USDA Soil Permit #: P330-16-00157

Federal Fish & Wildlife Permit #: LE51774A-0

REPORT OF LABORATORY ANALYSIS

This report shall not be reproduced, except in full,
without the written consent of Pace Analytical Services, LLC.

SAMPLE SUMMARY

Project: PECO-2017-67 GREENTREE CENTER

Pace Project No.: 40155312

Lab ID	Sample ID	Matrix	Date Collected	Date Received
40155312001	MW-1	Water	08/16/17 11:55	08/18/17 09:40
40155312002	MW-2	Water	08/16/17 10:55	08/18/17 09:40
40155312003	MW-3	Water	08/16/17 12:45	08/18/17 09:40
40155312004	MW-4	Water	08/16/17 15:20	08/18/17 09:40
40155312005	MW-5	Water	08/16/17 16:05	08/18/17 09:40
40155312006	MW-6	Water	08/16/17 14:15	08/18/17 09:40
40155312007	MW-7	Water	08/16/17 16:55	08/18/17 09:40
40155312008	DUPLICATE	Water	08/16/17 00:00	08/18/17 09:40
40155312009	TRIP BLANK	Water	08/16/17 00:00	08/18/17 09:40

REPORT OF LABORATORY ANALYSIS

This report shall not be reproduced, except in full,
without the written consent of Pace Analytical Services, LLC.

SAMPLE ANALYTE COUNT

Project: PECO-2017-67 GREENTREE CENTER

Pace Project No.: 40155312

Lab ID	Sample ID	Method	Analysts	Analytes Reported	Laboratory
40155312001	MW-1	EPA 8260	LAP	64	PASI-G
40155312002	MW-2	EPA 8260	LAP	64	PASI-G
40155312003	MW-3	EPA 8260	SMT	64	PASI-G
40155312004	MW-4	EPA 8260	SMT	64	PASI-G
40155312005	MW-5	EPA 8260	LAP	64	PASI-G
40155312006	MW-6	EPA 8260	SMT	64	PASI-G
40155312007	MW-7	EPA 8260	SMT	64	PASI-G
40155312008	DUPLICATE	EPA 8260	LAP	64	PASI-G
40155312009	TRIP BLANK	EPA 8260	SMT	64	PASI-G

REPORT OF LABORATORY ANALYSIS

This report shall not be reproduced, except in full,
without the written consent of Pace Analytical Services, LLC.

SUMMARY OF DETECTION

Project: PECO-2017-67 GREENTREE CENTER

Pace Project No.: 40155312

Lab Sample ID Method	Client Sample ID Parameters	Result	Units	Report Limit	Analyzed	Qualifiers
40155312001	MW-1					
EPA 8260	Tetrachloroethene	945	ug/L	10.0	08/22/17 19:11	
EPA 8260	Trichloroethene	6.5J	ug/L	10.0	08/22/17 19:11	
EPA 8260	Vinyl chloride	10.7	ug/L	10.0	08/22/17 19:11	
40155312002	MW-2					
EPA 8260	Toluene	0.60J	ug/L	1.0	08/22/17 17:41	
EPA 8260	Vinyl chloride	0.83J	ug/L	1.0	08/22/17 17:41	
40155312003	MW-3					
EPA 8260	Chloromethane	0.74J	ug/L	1.0	08/21/17 16:55	
40155312004	MW-4					
EPA 8260	Tetrachloroethene	3.2	ug/L	1.0	08/21/17 17:17	
EPA 8260	Trichloroethene	1.3	ug/L	1.0	08/21/17 17:17	
EPA 8260	Vinyl chloride	0.21J	ug/L	1.0	08/21/17 17:17	
EPA 8260	cis-1,2-Dichloroethene	2.3	ug/L	1.0	08/21/17 17:17	
EPA 8260	trans-1,2-Dichloroethene	0.27J	ug/L	1.0	08/21/17 17:17	L1
40155312006	MW-6					
EPA 8260	Chloromethane	0.97J	ug/L	1.0	08/21/17 18:01	
40155312008	DUPLICATE					
EPA 8260	Tetrachloroethene	473	ug/L	4.0	08/22/17 19:34	
EPA 8260	Trichloroethene	3.8J	ug/L	4.0	08/22/17 19:34	
EPA 8260	Vinyl chloride	7.5	ug/L	4.0	08/22/17 19:34	
EPA 8260	cis-1,2-Dichloroethene	1.3J	ug/L	4.0	08/22/17 19:34	

REPORT OF LABORATORY ANALYSIS

This report shall not be reproduced, except in full,
without the written consent of Pace Analytical Services, LLC.

ANALYTICAL RESULTS

Project: PECO-2017-67 GREENTREE CENTER

Pace Project No.: 40155312

Sample: MW-1 **Lab ID: 40155312001** Collected: 08/16/17 11:55 Received: 08/18/17 09:40 Matrix: Water

Parameters	Results	Units	LOQ	LOD	DF	Prepared	Analyzed	CAS No.	Qual
8260 MSV Analytical Method: EPA 8260									
1,1,1,2-Tetrachloroethane	<1.8	ug/L	10.0	1.8	10		08/22/17 19:11	630-20-6	
1,1,1-Trichloroethane	<5.0	ug/L	10.0	5.0	10		08/22/17 19:11	71-55-6	
1,1,2,2-Tetrachloroethane	<2.5	ug/L	10.0	2.5	10		08/22/17 19:11	79-34-5	
1,1,2-Trichloroethane	<2.0	ug/L	10.0	2.0	10		08/22/17 19:11	79-00-5	
1,1-Dichloroethane	<2.4	ug/L	10.0	2.4	10		08/22/17 19:11	75-34-3	
1,1-Dichloroethene	<4.1	ug/L	10.0	4.1	10		08/22/17 19:11	75-35-4	
1,1-Dichloropropene	<4.4	ug/L	10.0	4.4	10		08/22/17 19:11	563-58-6	
1,2,3-Trichlorobenzene	<21.3	ug/L	50.0	21.3	10		08/22/17 19:11	87-61-6	
1,2,3-Trichloropropane	<5.0	ug/L	10.0	5.0	10		08/22/17 19:11	96-18-4	
1,2,4-Trichlorobenzene	<22.1	ug/L	50.0	22.1	10		08/22/17 19:11	120-82-1	
1,2,4-Trimethylbenzene	<5.0	ug/L	10.0	5.0	10		08/22/17 19:11	95-63-6	
1,2-Dibromo-3-chloropropane	<21.6	ug/L	50.0	21.6	10		08/22/17 19:11	96-12-8	
1,2-Dibromoethane (EDB)	<1.8	ug/L	10.0	1.8	10		08/22/17 19:11	106-93-4	
1,2-Dichlorobenzene	<5.0	ug/L	10.0	5.0	10		08/22/17 19:11	95-50-1	
1,2-Dichloroethane	<1.7	ug/L	10.0	1.7	10		08/22/17 19:11	107-06-2	
1,2-Dichloropropane	<2.3	ug/L	10.0	2.3	10		08/22/17 19:11	78-87-5	
1,3,5-Trimethylbenzene	<5.0	ug/L	10.0	5.0	10		08/22/17 19:11	108-67-8	
1,3-Dichlorobenzene	<5.0	ug/L	10.0	5.0	10		08/22/17 19:11	541-73-1	
1,3-Dichloropropane	<5.0	ug/L	10.0	5.0	10		08/22/17 19:11	142-28-9	
1,4-Dichlorobenzene	<5.0	ug/L	10.0	5.0	10		08/22/17 19:11	106-46-7	
2,2-Dichloropropane	<4.8	ug/L	10.0	4.8	10		08/22/17 19:11	594-20-7	
2-Chlorotoluene	<5.0	ug/L	10.0	5.0	10		08/22/17 19:11	95-49-8	
4-Chlorotoluene	<2.1	ug/L	10.0	2.1	10		08/22/17 19:11	106-43-4	
Benzene	<5.0	ug/L	10.0	5.0	10		08/22/17 19:11	71-43-2	
Bromobenzene	<2.3	ug/L	10.0	2.3	10		08/22/17 19:11	108-86-1	
Bromochloromethane	<3.4	ug/L	10.0	3.4	10		08/22/17 19:11	74-97-5	
Bromodichloromethane	<5.0	ug/L	10.0	5.0	10		08/22/17 19:11	75-27-4	
Bromoform	<5.0	ug/L	10.0	5.0	10		08/22/17 19:11	75-25-2	
Bromomethane	<24.3	ug/L	50.0	24.3	10		08/22/17 19:11	74-83-9	
Carbon tetrachloride	<5.0	ug/L	10.0	5.0	10		08/22/17 19:11	56-23-5	
Chlorobenzene	<5.0	ug/L	10.0	5.0	10		08/22/17 19:11	108-90-7	
Chloroethane	<3.7	ug/L	10.0	3.7	10		08/22/17 19:11	75-00-3	
Chloroform	<25.0	ug/L	50.0	25.0	10		08/22/17 19:11	67-66-3	
Chloromethane	<5.0	ug/L	10.0	5.0	10		08/22/17 19:11	74-87-3	
Dibromochloromethane	<5.0	ug/L	10.0	5.0	10		08/22/17 19:11	124-48-1	
Dibromomethane	<4.3	ug/L	10.0	4.3	10		08/22/17 19:11	74-95-3	
Dichlorodifluoromethane	<2.2	ug/L	10.0	2.2	10		08/22/17 19:11	75-71-8	
Diisopropyl ether	<5.0	ug/L	10.0	5.0	10		08/22/17 19:11	108-20-3	
Ethylbenzene	<5.0	ug/L	10.0	5.0	10		08/22/17 19:11	100-41-4	
Hexachloro-1,3-butadiene	<21.1	ug/L	50.0	21.1	10		08/22/17 19:11	87-68-3	
Isopropylbenzene (Cumene)	<1.4	ug/L	10.0	1.4	10		08/22/17 19:11	98-82-8	
Methyl-tert-butyl ether	<1.7	ug/L	10.0	1.7	10		08/22/17 19:11	1634-04-4	
Methylene Chloride	<2.3	ug/L	10.0	2.3	10		08/22/17 19:11	75-09-2	
Naphthalene	<25.0	ug/L	50.0	25.0	10		08/22/17 19:11	91-20-3	
Styrene	<5.0	ug/L	10.0	5.0	10		08/22/17 19:11	100-42-5	
Tetrachloroethene	945	ug/L	10.0	5.0	10		08/22/17 19:11	127-18-4	

REPORT OF LABORATORY ANALYSIS

This report shall not be reproduced, except in full,
without the written consent of Pace Analytical Services, LLC.

ANALYTICAL RESULTS

Project: PECO-2017-67 GREENTREE CENTER

Pace Project No.: 40155312

Sample: MW-1 **Lab ID: 40155312001** Collected: 08/16/17 11:55 Received: 08/18/17 09:40 Matrix: Water

Parameters	Results	Units	LOQ	LOD	DF	Prepared	Analyzed	CAS No.	Qual
8260 MSV		Analytical Method: EPA 8260							
Toluene	<5.0	ug/L	10.0	5.0	10		08/22/17 19:11	108-88-3	
Trichloroethene	6.5J	ug/L	10.0	3.3	10		08/22/17 19:11	79-01-6	
Trichlorofluoromethane	<1.8	ug/L	10.0	1.8	10		08/22/17 19:11	75-69-4	
Vinyl chloride	10.7	ug/L	10.0	1.8	10		08/22/17 19:11	75-01-4	
cis-1,2-Dichloroethene	<2.6	ug/L	10.0	2.6	10		08/22/17 19:11	156-59-2	
cis-1,3-Dichloropropene	<5.0	ug/L	10.0	5.0	10		08/22/17 19:11	10061-01-5	
m&p-Xylene	<10.0	ug/L	20.0	10.0	10		08/22/17 19:11	179601-23-1	
n-Butylbenzene	<5.0	ug/L	10.0	5.0	10		08/22/17 19:11	104-51-8	
n-Propylbenzene	<5.0	ug/L	10.0	5.0	10		08/22/17 19:11	103-65-1	
o-Xylene	<5.0	ug/L	10.0	5.0	10		08/22/17 19:11	95-47-6	
p-Isopropyltoluene	<5.0	ug/L	10.0	5.0	10		08/22/17 19:11	99-87-6	
sec-Butylbenzene	<21.9	ug/L	50.0	21.9	10		08/22/17 19:11	135-98-8	
tert-Butylbenzene	<1.8	ug/L	10.0	1.8	10		08/22/17 19:11	98-06-6	
trans-1,2-Dichloroethene	<2.6	ug/L	10.0	2.6	10		08/22/17 19:11	156-60-5	
trans-1,3-Dichloropropene	<2.3	ug/L	10.0	2.3	10		08/22/17 19:11	10061-02-6	
Surrogates									
4-Bromofluorobenzene (S)	88	%	61-130		10		08/22/17 19:11	460-00-4	
Dibromofluoromethane (S)	97	%	67-130		10		08/22/17 19:11	1868-53-7	
Toluene-d8 (S)	89	%	70-130		10		08/22/17 19:11	2037-26-5	

REPORT OF LABORATORY ANALYSIS

This report shall not be reproduced, except in full,
without the written consent of Pace Analytical Services, LLC.

ANALYTICAL RESULTS

Project: PECO-2017-67 GREENTREE CENTER

Pace Project No.: 40155312

Sample: MW-2 **Lab ID: 40155312002** Collected: 08/16/17 10:55 Received: 08/18/17 09:40 Matrix: Water

Parameters	Results	Units	LOQ	LOD	DF	Prepared	Analyzed	CAS No.	Qual
8260 MSV		Analytical Method: EPA 8260							
1,1,1,2-Tetrachloroethane	<0.18	ug/L	1.0	0.18	1		08/22/17 17:41	630-20-6	
1,1,1-Trichloroethane	<0.50	ug/L	1.0	0.50	1		08/22/17 17:41	71-55-6	
1,1,2,2-Tetrachloroethane	<0.25	ug/L	1.0	0.25	1		08/22/17 17:41	79-34-5	
1,1,2-Trichloroethane	<0.20	ug/L	1.0	0.20	1		08/22/17 17:41	79-00-5	
1,1-Dichloroethane	<0.24	ug/L	1.0	0.24	1		08/22/17 17:41	75-34-3	
1,1-Dichloroethene	<0.41	ug/L	1.0	0.41	1		08/22/17 17:41	75-35-4	
1,1-Dichloropropene	<0.44	ug/L	1.0	0.44	1		08/22/17 17:41	563-58-6	
1,2,3-Trichlorobenzene	<2.1	ug/L	5.0	2.1	1		08/22/17 17:41	87-61-6	
1,2,3-Trichloropropane	<0.50	ug/L	1.0	0.50	1		08/22/17 17:41	96-18-4	
1,2,4-Trichlorobenzene	<2.2	ug/L	5.0	2.2	1		08/22/17 17:41	120-82-1	
1,2,4-Trimethylbenzene	<0.50	ug/L	1.0	0.50	1		08/22/17 17:41	95-63-6	
1,2-Dibromo-3-chloropropane	<2.2	ug/L	5.0	2.2	1		08/22/17 17:41	96-12-8	
1,2-Dibromoethane (EDB)	<0.18	ug/L	1.0	0.18	1		08/22/17 17:41	106-93-4	
1,2-Dichlorobenzene	<0.50	ug/L	1.0	0.50	1		08/22/17 17:41	95-50-1	
1,2-Dichloroethane	<0.17	ug/L	1.0	0.17	1		08/22/17 17:41	107-06-2	
1,2-Dichloropropane	<0.23	ug/L	1.0	0.23	1		08/22/17 17:41	78-87-5	
1,3,5-Trimethylbenzene	<0.50	ug/L	1.0	0.50	1		08/22/17 17:41	108-67-8	
1,3-Dichlorobenzene	<0.50	ug/L	1.0	0.50	1		08/22/17 17:41	541-73-1	
1,3-Dichloropropane	<0.50	ug/L	1.0	0.50	1		08/22/17 17:41	142-28-9	
1,4-Dichlorobenzene	<0.50	ug/L	1.0	0.50	1		08/22/17 17:41	106-46-7	
2,2-Dichloropropane	<0.48	ug/L	1.0	0.48	1		08/22/17 17:41	594-20-7	
2-Chlorotoluene	<0.50	ug/L	1.0	0.50	1		08/22/17 17:41	95-49-8	
4-Chlorotoluene	<0.21	ug/L	1.0	0.21	1		08/22/17 17:41	106-43-4	
Benzene	<0.50	ug/L	1.0	0.50	1		08/22/17 17:41	71-43-2	
Bromobenzene	<0.23	ug/L	1.0	0.23	1		08/22/17 17:41	108-86-1	
Bromochloromethane	<0.34	ug/L	1.0	0.34	1		08/22/17 17:41	74-97-5	
Bromodichloromethane	<0.50	ug/L	1.0	0.50	1		08/22/17 17:41	75-27-4	
Bromoform	<0.50	ug/L	1.0	0.50	1		08/22/17 17:41	75-25-2	
Bromomethane	<2.4	ug/L	5.0	2.4	1		08/22/17 17:41	74-83-9	
Carbon tetrachloride	<0.50	ug/L	1.0	0.50	1		08/22/17 17:41	56-23-5	
Chlorobenzene	<0.50	ug/L	1.0	0.50	1		08/22/17 17:41	108-90-7	
Chloroethane	<0.37	ug/L	1.0	0.37	1		08/22/17 17:41	75-00-3	
Chloroform	<2.5	ug/L	5.0	2.5	1		08/22/17 17:41	67-66-3	
Chloromethane	<0.50	ug/L	1.0	0.50	1		08/22/17 17:41	74-87-3	
Dibromochloromethane	<0.50	ug/L	1.0	0.50	1		08/22/17 17:41	124-48-1	
Dibromomethane	<0.43	ug/L	1.0	0.43	1		08/22/17 17:41	74-95-3	
Dichlorodifluoromethane	<0.22	ug/L	1.0	0.22	1		08/22/17 17:41	75-71-8	
Diisopropyl ether	<0.50	ug/L	1.0	0.50	1		08/22/17 17:41	108-20-3	
Ethylbenzene	<0.50	ug/L	1.0	0.50	1		08/22/17 17:41	100-41-4	
Hexachloro-1,3-butadiene	<2.1	ug/L	5.0	2.1	1		08/22/17 17:41	87-68-3	
Isopropylbenzene (Cumene)	<0.14	ug/L	1.0	0.14	1		08/22/17 17:41	98-82-8	
Methyl-tert-butyl ether	<0.17	ug/L	1.0	0.17	1		08/22/17 17:41	1634-04-4	
Methylene Chloride	<0.23	ug/L	1.0	0.23	1		08/22/17 17:41	75-09-2	
Naphthalene	<2.5	ug/L	5.0	2.5	1		08/22/17 17:41	91-20-3	
Styrene	<0.50	ug/L	1.0	0.50	1		08/22/17 17:41	100-42-5	
Tetrachloroethene	<0.50	ug/L	1.0	0.50	1		08/22/17 17:41	127-18-4	

REPORT OF LABORATORY ANALYSIS

This report shall not be reproduced, except in full,
without the written consent of Pace Analytical Services, LLC.

ANALYTICAL RESULTS

Project: PECO-2017-67 GREENTREE CENTER

Pace Project No.: 40155312

Sample: MW-2 **Lab ID: 40155312002** Collected: 08/16/17 10:55 Received: 08/18/17 09:40 Matrix: Water

Parameters	Results	Units	LOQ	LOD	DF	Prepared	Analyzed	CAS No.	Qual
8260 MSV		Analytical Method: EPA 8260							
Toluene	0.60J	ug/L	1.0	0.50	1		08/22/17 17:41	108-88-3	
Trichloroethene	<0.33	ug/L	1.0	0.33	1		08/22/17 17:41	79-01-6	
Trichlorofluoromethane	<0.18	ug/L	1.0	0.18	1		08/22/17 17:41	75-69-4	
Vinyl chloride	0.83J	ug/L	1.0	0.18	1		08/22/17 17:41	75-01-4	
cis-1,2-Dichloroethene	<0.26	ug/L	1.0	0.26	1		08/22/17 17:41	156-59-2	
cis-1,3-Dichloropropene	<0.50	ug/L	1.0	0.50	1		08/22/17 17:41	10061-01-5	
m&p-Xylene	<1.0	ug/L	2.0	1.0	1		08/22/17 17:41	179601-23-1	
n-Butylbenzene	<0.50	ug/L	1.0	0.50	1		08/22/17 17:41	104-51-8	
n-Propylbenzene	<0.50	ug/L	1.0	0.50	1		08/22/17 17:41	103-65-1	
o-Xylene	<0.50	ug/L	1.0	0.50	1		08/22/17 17:41	95-47-6	
p-Isopropyltoluene	<0.50	ug/L	1.0	0.50	1		08/22/17 17:41	99-87-6	
sec-Butylbenzene	<2.2	ug/L	5.0	2.2	1		08/22/17 17:41	135-98-8	
tert-Butylbenzene	<0.18	ug/L	1.0	0.18	1		08/22/17 17:41	98-06-6	
trans-1,2-Dichloroethene	<0.26	ug/L	1.0	0.26	1		08/22/17 17:41	156-60-5	
trans-1,3-Dichloropropene	<0.23	ug/L	1.0	0.23	1		08/22/17 17:41	10061-02-6	
Surrogates									
4-Bromofluorobenzene (S)	84	%	61-130		1		08/22/17 17:41	460-00-4	
Dibromofluoromethane (S)	98	%	67-130		1		08/22/17 17:41	1868-53-7	
Toluene-d8 (S)	92	%	70-130		1		08/22/17 17:41	2037-26-5	

REPORT OF LABORATORY ANALYSIS

This report shall not be reproduced, except in full,
without the written consent of Pace Analytical Services, LLC.

ANALYTICAL RESULTS

Project: PECO-2017-67 GREENTREE CENTER

Pace Project No.: 40155312

Sample: MW-3 Lab ID: 40155312003 Collected: 08/16/17 12:45 Received: 08/18/17 09:40 Matrix: Water

Parameters	Results	Units	LOQ	LOD	DF	Prepared	Analyzed	CAS No.	Qual
8260 MSV Analytical Method: EPA 8260									
1,1,1,2-Tetrachloroethane	<0.18	ug/L	1.0	0.18	1		08/21/17 16:55	630-20-6	
1,1,1-Trichloroethane	<0.50	ug/L	1.0	0.50	1		08/21/17 16:55	71-55-6	
1,1,2,2-Tetrachloroethane	<0.25	ug/L	1.0	0.25	1		08/21/17 16:55	79-34-5	
1,1,2-Trichloroethane	<0.20	ug/L	1.0	0.20	1		08/21/17 16:55	79-00-5	
1,1-Dichloroethane	<0.24	ug/L	1.0	0.24	1		08/21/17 16:55	75-34-3	
1,1-Dichloroethene	<0.41	ug/L	1.0	0.41	1		08/21/17 16:55	75-35-4	
1,1-Dichloropropene	<0.44	ug/L	1.0	0.44	1		08/21/17 16:55	563-58-6	
1,2,3-Trichlorobenzene	<2.1	ug/L	5.0	2.1	1		08/21/17 16:55	87-61-6	
1,2,3-Trichloropropane	<0.50	ug/L	1.0	0.50	1		08/21/17 16:55	96-18-4	
1,2,4-Trichlorobenzene	<2.2	ug/L	5.0	2.2	1		08/21/17 16:55	120-82-1	
1,2,4-Trimethylbenzene	<0.50	ug/L	1.0	0.50	1		08/21/17 16:55	95-63-6	
1,2-Dibromo-3-chloropropane	<2.2	ug/L	5.0	2.2	1		08/21/17 16:55	96-12-8	
1,2-Dibromoethane (EDB)	<0.18	ug/L	1.0	0.18	1		08/21/17 16:55	106-93-4	
1,2-Dichlorobenzene	<0.50	ug/L	1.0	0.50	1		08/21/17 16:55	95-50-1	
1,2-Dichloroethane	<0.17	ug/L	1.0	0.17	1		08/21/17 16:55	107-06-2	
1,2-Dichloropropane	<0.23	ug/L	1.0	0.23	1		08/21/17 16:55	78-87-5	
1,3,5-Trimethylbenzene	<0.50	ug/L	1.0	0.50	1		08/21/17 16:55	108-67-8	
1,3-Dichlorobenzene	<0.50	ug/L	1.0	0.50	1		08/21/17 16:55	541-73-1	
1,3-Dichloropropane	<0.50	ug/L	1.0	0.50	1		08/21/17 16:55	142-28-9	
1,4-Dichlorobenzene	<0.50	ug/L	1.0	0.50	1		08/21/17 16:55	106-46-7	
2,2-Dichloropropane	<0.48	ug/L	1.0	0.48	1		08/21/17 16:55	594-20-7	
2-Chlorotoluene	<0.50	ug/L	1.0	0.50	1		08/21/17 16:55	95-49-8	
4-Chlorotoluene	<0.21	ug/L	1.0	0.21	1		08/21/17 16:55	106-43-4	
Benzene	<0.50	ug/L	1.0	0.50	1		08/21/17 16:55	71-43-2	
Bromobenzene	<0.23	ug/L	1.0	0.23	1		08/21/17 16:55	108-86-1	
Bromochloromethane	<0.34	ug/L	1.0	0.34	1		08/21/17 16:55	74-97-5	
Bromodichloromethane	<0.50	ug/L	1.0	0.50	1		08/21/17 16:55	75-27-4	
Bromoform	<0.50	ug/L	1.0	0.50	1		08/21/17 16:55	75-25-2	
Bromomethane	<2.4	ug/L	5.0	2.4	1		08/21/17 16:55	74-83-9	
Carbon tetrachloride	<0.50	ug/L	1.0	0.50	1		08/21/17 16:55	56-23-5	
Chlorobenzene	<0.50	ug/L	1.0	0.50	1		08/21/17 16:55	108-90-7	
Chloroethane	<0.37	ug/L	1.0	0.37	1		08/21/17 16:55	75-00-3	
Chloroform	<2.5	ug/L	5.0	2.5	1		08/21/17 16:55	67-66-3	
Chloromethane	0.74J	ug/L	1.0	0.50	1		08/21/17 16:55	74-87-3	
Dibromochloromethane	<0.50	ug/L	1.0	0.50	1		08/21/17 16:55	124-48-1	
Dibromomethane	<0.43	ug/L	1.0	0.43	1		08/21/17 16:55	74-95-3	
Dichlorodifluoromethane	<0.22	ug/L	1.0	0.22	1		08/21/17 16:55	75-71-8	
Diisopropyl ether	<0.50	ug/L	1.0	0.50	1		08/21/17 16:55	108-20-3	
Ethylbenzene	<0.50	ug/L	1.0	0.50	1		08/21/17 16:55	100-41-4	
Hexachloro-1,3-butadiene	<2.1	ug/L	5.0	2.1	1		08/21/17 16:55	87-68-3	
Isopropylbenzene (Cumene)	<0.14	ug/L	1.0	0.14	1		08/21/17 16:55	98-82-8	
Methyl-tert-butyl ether	<0.17	ug/L	1.0	0.17	1		08/21/17 16:55	1634-04-4	
Methylene Chloride	<0.23	ug/L	1.0	0.23	1		08/21/17 16:55	75-09-2	L1
Naphthalene	<2.5	ug/L	5.0	2.5	1		08/21/17 16:55	91-20-3	
Styrene	<0.50	ug/L	1.0	0.50	1		08/21/17 16:55	100-42-5	
Tetrachloroethene	<0.50	ug/L	1.0	0.50	1		08/21/17 16:55	127-18-4	

REPORT OF LABORATORY ANALYSIS

This report shall not be reproduced, except in full,
without the written consent of Pace Analytical Services, LLC.

ANALYTICAL RESULTS

Project: PECO-2017-67 GREENTREE CENTER

Pace Project No.: 40155312

Sample: MW-3 **Lab ID: 40155312003** Collected: 08/16/17 12:45 Received: 08/18/17 09:40 Matrix: Water

Parameters	Results	Units	LOQ	LOD	DF	Prepared	Analyzed	CAS No.	Qual
8260 MSV		Analytical Method: EPA 8260							
Toluene	<0.50	ug/L	1.0	0.50	1		08/21/17 16:55	108-88-3	
Trichloroethene	<0.33	ug/L	1.0	0.33	1		08/21/17 16:55	79-01-6	
Trichlorofluoromethane	<0.18	ug/L	1.0	0.18	1		08/21/17 16:55	75-69-4	
Vinyl chloride	<0.18	ug/L	1.0	0.18	1		08/21/17 16:55	75-01-4	
cis-1,2-Dichloroethene	<0.26	ug/L	1.0	0.26	1		08/21/17 16:55	156-59-2	
cis-1,3-Dichloropropene	<0.50	ug/L	1.0	0.50	1		08/21/17 16:55	10061-01-5	
m&p-Xylene	<1.0	ug/L	2.0	1.0	1		08/21/17 16:55	179601-23-1	
n-Butylbenzene	<0.50	ug/L	1.0	0.50	1		08/21/17 16:55	104-51-8	
n-Propylbenzene	<0.50	ug/L	1.0	0.50	1		08/21/17 16:55	103-65-1	
o-Xylene	<0.50	ug/L	1.0	0.50	1		08/21/17 16:55	95-47-6	
p-Isopropyltoluene	<0.50	ug/L	1.0	0.50	1		08/21/17 16:55	99-87-6	
sec-Butylbenzene	<2.2	ug/L	5.0	2.2	1		08/21/17 16:55	135-98-8	
tert-Butylbenzene	<0.18	ug/L	1.0	0.18	1		08/21/17 16:55	98-06-6	
trans-1,2-Dichloroethene	<0.26	ug/L	1.0	0.26	1		08/21/17 16:55	156-60-5	L1
trans-1,3-Dichloropropene	<0.23	ug/L	1.0	0.23	1		08/21/17 16:55	10061-02-6	
Surrogates									
4-Bromofluorobenzene (S)	98	%	61-130		1		08/21/17 16:55	460-00-4	
Dibromofluoromethane (S)	111	%	67-130		1		08/21/17 16:55	1868-53-7	
Toluene-d8 (S)	107	%	70-130		1		08/21/17 16:55	2037-26-5	

REPORT OF LABORATORY ANALYSIS

This report shall not be reproduced, except in full,
without the written consent of Pace Analytical Services, LLC.

ANALYTICAL RESULTS

Project: PECO-2017-67 GREENTREE CENTER

Pace Project No.: 40155312

Sample: MW-4 **Lab ID: 40155312004** Collected: 08/16/17 15:20 Received: 08/18/17 09:40 Matrix: Water

Parameters	Results	Units	LOQ	LOD	DF	Prepared	Analyzed	CAS No.	Qual
8260 MSV Analytical Method: EPA 8260									
1,1,1,2-Tetrachloroethane	<0.18	ug/L	1.0	0.18	1		08/21/17 17:17	630-20-6	
1,1,1-Trichloroethane	<0.50	ug/L	1.0	0.50	1		08/21/17 17:17	71-55-6	
1,1,2,2-Tetrachloroethane	<0.25	ug/L	1.0	0.25	1		08/21/17 17:17	79-34-5	
1,1,2-Trichloroethane	<0.20	ug/L	1.0	0.20	1		08/21/17 17:17	79-00-5	
1,1-Dichloroethane	<0.24	ug/L	1.0	0.24	1		08/21/17 17:17	75-34-3	
1,1-Dichloroethene	<0.41	ug/L	1.0	0.41	1		08/21/17 17:17	75-35-4	
1,1-Dichloropropene	<0.44	ug/L	1.0	0.44	1		08/21/17 17:17	563-58-6	
1,2,3-Trichlorobenzene	<2.1	ug/L	5.0	2.1	1		08/21/17 17:17	87-61-6	
1,2,3-Trichloropropane	<0.50	ug/L	1.0	0.50	1		08/21/17 17:17	96-18-4	
1,2,4-Trichlorobenzene	<2.2	ug/L	5.0	2.2	1		08/21/17 17:17	120-82-1	
1,2,4-Trimethylbenzene	<0.50	ug/L	1.0	0.50	1		08/21/17 17:17	95-63-6	
1,2-Dibromo-3-chloropropane	<2.2	ug/L	5.0	2.2	1		08/21/17 17:17	96-12-8	
1,2-Dibromoethane (EDB)	<0.18	ug/L	1.0	0.18	1		08/21/17 17:17	106-93-4	
1,2-Dichlorobenzene	<0.50	ug/L	1.0	0.50	1		08/21/17 17:17	95-50-1	
1,2-Dichloroethane	<0.17	ug/L	1.0	0.17	1		08/21/17 17:17	107-06-2	
1,2-Dichloropropane	<0.23	ug/L	1.0	0.23	1		08/21/17 17:17	78-87-5	
1,3,5-Trimethylbenzene	<0.50	ug/L	1.0	0.50	1		08/21/17 17:17	108-67-8	
1,3-Dichlorobenzene	<0.50	ug/L	1.0	0.50	1		08/21/17 17:17	541-73-1	
1,3-Dichloropropane	<0.50	ug/L	1.0	0.50	1		08/21/17 17:17	142-28-9	
1,4-Dichlorobenzene	<0.50	ug/L	1.0	0.50	1		08/21/17 17:17	106-46-7	
2,2-Dichloropropane	<0.48	ug/L	1.0	0.48	1		08/21/17 17:17	594-20-7	
2-Chlorotoluene	<0.50	ug/L	1.0	0.50	1		08/21/17 17:17	95-49-8	
4-Chlorotoluene	<0.21	ug/L	1.0	0.21	1		08/21/17 17:17	106-43-4	
Benzene	<0.50	ug/L	1.0	0.50	1		08/21/17 17:17	71-43-2	
Bromobenzene	<0.23	ug/L	1.0	0.23	1		08/21/17 17:17	108-86-1	
Bromochloromethane	<0.34	ug/L	1.0	0.34	1		08/21/17 17:17	74-97-5	
Bromodichloromethane	<0.50	ug/L	1.0	0.50	1		08/21/17 17:17	75-27-4	
Bromoform	<0.50	ug/L	1.0	0.50	1		08/21/17 17:17	75-25-2	
Bromomethane	<2.4	ug/L	5.0	2.4	1		08/21/17 17:17	74-83-9	
Carbon tetrachloride	<0.50	ug/L	1.0	0.50	1		08/21/17 17:17	56-23-5	
Chlorobenzene	<0.50	ug/L	1.0	0.50	1		08/21/17 17:17	108-90-7	
Chloroethane	<0.37	ug/L	1.0	0.37	1		08/21/17 17:17	75-00-3	
Chloroform	<2.5	ug/L	5.0	2.5	1		08/21/17 17:17	67-66-3	
Chloromethane	<0.50	ug/L	1.0	0.50	1		08/21/17 17:17	74-87-3	
Dibromochloromethane	<0.50	ug/L	1.0	0.50	1		08/21/17 17:17	124-48-1	
Dibromomethane	<0.43	ug/L	1.0	0.43	1		08/21/17 17:17	74-95-3	
Dichlorodifluoromethane	<0.22	ug/L	1.0	0.22	1		08/21/17 17:17	75-71-8	
Diisopropyl ether	<0.50	ug/L	1.0	0.50	1		08/21/17 17:17	108-20-3	
Ethylbenzene	<0.50	ug/L	1.0	0.50	1		08/21/17 17:17	100-41-4	
Hexachloro-1,3-butadiene	<2.1	ug/L	5.0	2.1	1		08/21/17 17:17	87-68-3	
Isopropylbenzene (Cumene)	<0.14	ug/L	1.0	0.14	1		08/21/17 17:17	98-82-8	
Methyl-tert-butyl ether	<0.17	ug/L	1.0	0.17	1		08/21/17 17:17	1634-04-4	
Methylene Chloride	<0.23	ug/L	1.0	0.23	1		08/21/17 17:17	75-09-2	L1
Naphthalene	<2.5	ug/L	5.0	2.5	1		08/21/17 17:17	91-20-3	
Styrene	<0.50	ug/L	1.0	0.50	1		08/21/17 17:17	100-42-5	
Tetrachloroethene	3.2	ug/L	1.0	0.50	1		08/21/17 17:17	127-18-4	

REPORT OF LABORATORY ANALYSIS

This report shall not be reproduced, except in full,
without the written consent of Pace Analytical Services, LLC.

ANALYTICAL RESULTS

Project: PECO-2017-67 GREENTREE CENTER

Pace Project No.: 40155312

Sample: MW-4 **Lab ID: 40155312004** Collected: 08/16/17 15:20 Received: 08/18/17 09:40 Matrix: Water

Parameters	Results	Units	LOQ	LOD	DF	Prepared	Analyzed	CAS No.	Qual
8260 MSV									
Analytical Method: EPA 8260									
Toluene	<0.50	ug/L	1.0	0.50	1		08/21/17 17:17	108-88-3	
Trichloroethene	1.3	ug/L	1.0	0.33	1		08/21/17 17:17	79-01-6	
Trichlorofluoromethane	<0.18	ug/L	1.0	0.18	1		08/21/17 17:17	75-69-4	
Vinyl chloride	0.21J	ug/L	1.0	0.18	1		08/21/17 17:17	75-01-4	
cis-1,2-Dichloroethene	2.3	ug/L	1.0	0.26	1		08/21/17 17:17	156-59-2	
cis-1,3-Dichloropropene	<0.50	ug/L	1.0	0.50	1		08/21/17 17:17	10061-01-5	
m&p-Xylene	<1.0	ug/L	2.0	1.0	1		08/21/17 17:17	179601-23-1	
n-Butylbenzene	<0.50	ug/L	1.0	0.50	1		08/21/17 17:17	104-51-8	
n-Propylbenzene	<0.50	ug/L	1.0	0.50	1		08/21/17 17:17	103-65-1	
o-Xylene	<0.50	ug/L	1.0	0.50	1		08/21/17 17:17	95-47-6	
p-Isopropyltoluene	<0.50	ug/L	1.0	0.50	1		08/21/17 17:17	99-87-6	
sec-Butylbenzene	<2.2	ug/L	5.0	2.2	1		08/21/17 17:17	135-98-8	
tert-Butylbenzene	<0.18	ug/L	1.0	0.18	1		08/21/17 17:17	98-06-6	
trans-1,2-Dichloroethene	0.27J	ug/L	1.0	0.26	1		08/21/17 17:17	156-60-5	L1
trans-1,3-Dichloropropene	<0.23	ug/L	1.0	0.23	1		08/21/17 17:17	10061-02-6	
Surrogates									
4-Bromofluorobenzene (S)	97	%	61-130		1		08/21/17 17:17	460-00-4	
Dibromofluoromethane (S)	109	%	67-130		1		08/21/17 17:17	1868-53-7	
Toluene-d8 (S)	106	%	70-130		1		08/21/17 17:17	2037-26-5	

REPORT OF LABORATORY ANALYSIS

This report shall not be reproduced, except in full,
without the written consent of Pace Analytical Services, LLC.

ANALYTICAL RESULTS

Project: PECO-2017-67 GREENTREE CENTER

Pace Project No.: 40155312

Sample: MW-5 **Lab ID: 40155312005** Collected: 08/16/17 16:05 Received: 08/18/17 09:40 Matrix: Water

Parameters	Results	Units	LOQ	LOD	DF	Prepared	Analyzed	CAS No.	Qual
8260 MSV Analytical Method: EPA 8260									
1,1,1,2-Tetrachloroethane	<0.18	ug/L	1.0	0.18	1		08/22/17 18:03	630-20-6	
1,1,1-Trichloroethane	<0.50	ug/L	1.0	0.50	1		08/22/17 18:03	71-55-6	
1,1,2,2-Tetrachloroethane	<0.25	ug/L	1.0	0.25	1		08/22/17 18:03	79-34-5	
1,1,2-Trichloroethane	<0.20	ug/L	1.0	0.20	1		08/22/17 18:03	79-00-5	
1,1-Dichloroethane	<0.24	ug/L	1.0	0.24	1		08/22/17 18:03	75-34-3	
1,1-Dichloroethene	<0.41	ug/L	1.0	0.41	1		08/22/17 18:03	75-35-4	
1,1-Dichloropropene	<0.44	ug/L	1.0	0.44	1		08/22/17 18:03	563-58-6	
1,2,3-Trichlorobenzene	<2.1	ug/L	5.0	2.1	1		08/22/17 18:03	87-61-6	
1,2,3-Trichloropropane	<0.50	ug/L	1.0	0.50	1		08/22/17 18:03	96-18-4	
1,2,4-Trichlorobenzene	<2.2	ug/L	5.0	2.2	1		08/22/17 18:03	120-82-1	
1,2,4-Trimethylbenzene	<0.50	ug/L	1.0	0.50	1		08/22/17 18:03	95-63-6	
1,2-Dibromo-3-chloropropane	<2.2	ug/L	5.0	2.2	1		08/22/17 18:03	96-12-8	
1,2-Dibromoethane (EDB)	<0.18	ug/L	1.0	0.18	1		08/22/17 18:03	106-93-4	
1,2-Dichlorobenzene	<0.50	ug/L	1.0	0.50	1		08/22/17 18:03	95-50-1	
1,2-Dichloroethane	<0.17	ug/L	1.0	0.17	1		08/22/17 18:03	107-06-2	
1,2-Dichloropropane	<0.23	ug/L	1.0	0.23	1		08/22/17 18:03	78-87-5	
1,3,5-Trimethylbenzene	<0.50	ug/L	1.0	0.50	1		08/22/17 18:03	108-67-8	
1,3-Dichlorobenzene	<0.50	ug/L	1.0	0.50	1		08/22/17 18:03	541-73-1	
1,3-Dichloropropane	<0.50	ug/L	1.0	0.50	1		08/22/17 18:03	142-28-9	
1,4-Dichlorobenzene	<0.50	ug/L	1.0	0.50	1		08/22/17 18:03	106-46-7	
2,2-Dichloropropane	<0.48	ug/L	1.0	0.48	1		08/22/17 18:03	594-20-7	
2-Chlorotoluene	<0.50	ug/L	1.0	0.50	1		08/22/17 18:03	95-49-8	
4-Chlorotoluene	<0.21	ug/L	1.0	0.21	1		08/22/17 18:03	106-43-4	
Benzene	<0.50	ug/L	1.0	0.50	1		08/22/17 18:03	71-43-2	
Bromobenzene	<0.23	ug/L	1.0	0.23	1		08/22/17 18:03	108-86-1	
Bromochloromethane	<0.34	ug/L	1.0	0.34	1		08/22/17 18:03	74-97-5	
Bromodichloromethane	<0.50	ug/L	1.0	0.50	1		08/22/17 18:03	75-27-4	
Bromoform	<0.50	ug/L	1.0	0.50	1		08/22/17 18:03	75-25-2	
Bromomethane	<2.4	ug/L	5.0	2.4	1		08/22/17 18:03	74-83-9	
Carbon tetrachloride	<0.50	ug/L	1.0	0.50	1		08/22/17 18:03	56-23-5	
Chlorobenzene	<0.50	ug/L	1.0	0.50	1		08/22/17 18:03	108-90-7	
Chloroethane	<0.37	ug/L	1.0	0.37	1		08/22/17 18:03	75-00-3	
Chloroform	<2.5	ug/L	5.0	2.5	1		08/22/17 18:03	67-66-3	
Chloromethane	<0.50	ug/L	1.0	0.50	1		08/22/17 18:03	74-87-3	
Dibromochloromethane	<0.50	ug/L	1.0	0.50	1		08/22/17 18:03	124-48-1	
Dibromomethane	<0.43	ug/L	1.0	0.43	1		08/22/17 18:03	74-95-3	
Dichlorodifluoromethane	<0.22	ug/L	1.0	0.22	1		08/22/17 18:03	75-71-8	
Diisopropyl ether	<0.50	ug/L	1.0	0.50	1		08/22/17 18:03	108-20-3	
Ethylbenzene	<0.50	ug/L	1.0	0.50	1		08/22/17 18:03	100-41-4	
Hexachloro-1,3-butadiene	<2.1	ug/L	5.0	2.1	1		08/22/17 18:03	87-68-3	
Isopropylbenzene (Cumene)	<0.14	ug/L	1.0	0.14	1		08/22/17 18:03	98-82-8	
Methyl-tert-butyl ether	<0.17	ug/L	1.0	0.17	1		08/22/17 18:03	1634-04-4	
Methylene Chloride	<0.23	ug/L	1.0	0.23	1		08/22/17 18:03	75-09-2	
Naphthalene	<2.5	ug/L	5.0	2.5	1		08/22/17 18:03	91-20-3	
Styrene	<0.50	ug/L	1.0	0.50	1		08/22/17 18:03	100-42-5	
Tetrachloroethene	<0.50	ug/L	1.0	0.50	1		08/22/17 18:03	127-18-4	

REPORT OF LABORATORY ANALYSIS

This report shall not be reproduced, except in full,
without the written consent of Pace Analytical Services, LLC.

ANALYTICAL RESULTS

Project: PECO-2017-67 GREENTREE CENTER

Pace Project No.: 40155312

Sample: MW-5 **Lab ID: 40155312005** Collected: 08/16/17 16:05 Received: 08/18/17 09:40 Matrix: Water

Parameters	Results	Units	LOQ	LOD	DF	Prepared	Analyzed	CAS No.	Qual
8260 MSV		Analytical Method: EPA 8260							
Toluene	<0.50	ug/L	1.0	0.50	1		08/22/17 18:03	108-88-3	
Trichloroethene	<0.33	ug/L	1.0	0.33	1		08/22/17 18:03	79-01-6	
Trichlorofluoromethane	<0.18	ug/L	1.0	0.18	1		08/22/17 18:03	75-69-4	
Vinyl chloride	<0.18	ug/L	1.0	0.18	1		08/22/17 18:03	75-01-4	
cis-1,2-Dichloroethene	<0.26	ug/L	1.0	0.26	1		08/22/17 18:03	156-59-2	
cis-1,3-Dichloropropene	<0.50	ug/L	1.0	0.50	1		08/22/17 18:03	10061-01-5	
m&p-Xylene	<1.0	ug/L	2.0	1.0	1		08/22/17 18:03	179601-23-1	
n-Butylbenzene	<0.50	ug/L	1.0	0.50	1		08/22/17 18:03	104-51-8	
n-Propylbenzene	<0.50	ug/L	1.0	0.50	1		08/22/17 18:03	103-65-1	
o-Xylene	<0.50	ug/L	1.0	0.50	1		08/22/17 18:03	95-47-6	
p-Isopropyltoluene	<0.50	ug/L	1.0	0.50	1		08/22/17 18:03	99-87-6	
sec-Butylbenzene	<2.2	ug/L	5.0	2.2	1		08/22/17 18:03	135-98-8	
tert-Butylbenzene	<0.18	ug/L	1.0	0.18	1		08/22/17 18:03	98-06-6	
trans-1,2-Dichloroethene	<0.26	ug/L	1.0	0.26	1		08/22/17 18:03	156-60-5	
trans-1,3-Dichloropropene	<0.23	ug/L	1.0	0.23	1		08/22/17 18:03	10061-02-6	
Surrogates									
4-Bromofluorobenzene (S)	86	%	61-130		1		08/22/17 18:03	460-00-4	
Dibromofluoromethane (S)	97	%	67-130		1		08/22/17 18:03	1868-53-7	
Toluene-d8 (S)	97	%	70-130		1		08/22/17 18:03	2037-26-5	

REPORT OF LABORATORY ANALYSIS

This report shall not be reproduced, except in full,
without the written consent of Pace Analytical Services, LLC.

ANALYTICAL RESULTS

Project: PECO-2017-67 GREENTREE CENTER

Pace Project No.: 40155312

Sample: MW-6 Lab ID: 40155312006 Collected: 08/16/17 14:15 Received: 08/18/17 09:40 Matrix: Water

Parameters	Results	Units	LOQ	LOD	DF	Prepared	Analyzed	CAS No.	Qual
8260 MSV		Analytical Method: EPA 8260							
1,1,1,2-Tetrachloroethane	<0.18	ug/L	1.0	0.18	1		08/21/17 18:01	630-20-6	
1,1,1-Trichloroethane	<0.50	ug/L	1.0	0.50	1		08/21/17 18:01	71-55-6	
1,1,2,2-Tetrachloroethane	<0.25	ug/L	1.0	0.25	1		08/21/17 18:01	79-34-5	
1,1,2-Trichloroethane	<0.20	ug/L	1.0	0.20	1		08/21/17 18:01	79-00-5	
1,1-Dichloroethane	<0.24	ug/L	1.0	0.24	1		08/21/17 18:01	75-34-3	
1,1-Dichloroethene	<0.41	ug/L	1.0	0.41	1		08/21/17 18:01	75-35-4	
1,1-Dichloropropene	<0.44	ug/L	1.0	0.44	1		08/21/17 18:01	563-58-6	
1,2,3-Trichlorobenzene	<2.1	ug/L	5.0	2.1	1		08/21/17 18:01	87-61-6	
1,2,3-Trichloropropane	<0.50	ug/L	1.0	0.50	1		08/21/17 18:01	96-18-4	
1,2,4-Trichlorobenzene	<2.2	ug/L	5.0	2.2	1		08/21/17 18:01	120-82-1	
1,2,4-Trimethylbenzene	<0.50	ug/L	1.0	0.50	1		08/21/17 18:01	95-63-6	
1,2-Dibromo-3-chloropropane	<2.2	ug/L	5.0	2.2	1		08/21/17 18:01	96-12-8	
1,2-Dibromoethane (EDB)	<0.18	ug/L	1.0	0.18	1		08/21/17 18:01	106-93-4	
1,2-Dichlorobenzene	<0.50	ug/L	1.0	0.50	1		08/21/17 18:01	95-50-1	
1,2-Dichloroethane	<0.17	ug/L	1.0	0.17	1		08/21/17 18:01	107-06-2	
1,2-Dichloropropane	<0.23	ug/L	1.0	0.23	1		08/21/17 18:01	78-87-5	
1,3,5-Trimethylbenzene	<0.50	ug/L	1.0	0.50	1		08/21/17 18:01	108-67-8	
1,3-Dichlorobenzene	<0.50	ug/L	1.0	0.50	1		08/21/17 18:01	541-73-1	
1,3-Dichloropropane	<0.50	ug/L	1.0	0.50	1		08/21/17 18:01	142-28-9	
1,4-Dichlorobenzene	<0.50	ug/L	1.0	0.50	1		08/21/17 18:01	106-46-7	
2,2-Dichloropropane	<0.48	ug/L	1.0	0.48	1		08/21/17 18:01	594-20-7	
2-Chlorotoluene	<0.50	ug/L	1.0	0.50	1		08/21/17 18:01	95-49-8	
4-Chlorotoluene	<0.21	ug/L	1.0	0.21	1		08/21/17 18:01	106-43-4	
Benzene	<0.50	ug/L	1.0	0.50	1		08/21/17 18:01	71-43-2	
Bromobenzene	<0.23	ug/L	1.0	0.23	1		08/21/17 18:01	108-86-1	
Bromochloromethane	<0.34	ug/L	1.0	0.34	1		08/21/17 18:01	74-97-5	
Bromodichloromethane	<0.50	ug/L	1.0	0.50	1		08/21/17 18:01	75-27-4	
Bromoform	<0.50	ug/L	1.0	0.50	1		08/21/17 18:01	75-25-2	
Bromomethane	<2.4	ug/L	5.0	2.4	1		08/21/17 18:01	74-83-9	
Carbon tetrachloride	<0.50	ug/L	1.0	0.50	1		08/21/17 18:01	56-23-5	
Chlorobenzene	<0.50	ug/L	1.0	0.50	1		08/21/17 18:01	108-90-7	
Chloroethane	<0.37	ug/L	1.0	0.37	1		08/21/17 18:01	75-00-3	
Chloroform	<2.5	ug/L	5.0	2.5	1		08/21/17 18:01	67-66-3	
Chloromethane	0.97J	ug/L	1.0	0.50	1		08/21/17 18:01	74-87-3	
Dibromochloromethane	<0.50	ug/L	1.0	0.50	1		08/21/17 18:01	124-48-1	
Dibromomethane	<0.43	ug/L	1.0	0.43	1		08/21/17 18:01	74-95-3	
Dichlorodifluoromethane	<0.22	ug/L	1.0	0.22	1		08/21/17 18:01	75-71-8	
Diisopropyl ether	<0.50	ug/L	1.0	0.50	1		08/21/17 18:01	108-20-3	
Ethylbenzene	<0.50	ug/L	1.0	0.50	1		08/21/17 18:01	100-41-4	
Hexachloro-1,3-butadiene	<2.1	ug/L	5.0	2.1	1		08/21/17 18:01	87-68-3	
Isopropylbenzene (Cumene)	<0.14	ug/L	1.0	0.14	1		08/21/17 18:01	98-82-8	
Methyl-tert-butyl ether	<0.17	ug/L	1.0	0.17	1		08/21/17 18:01	1634-04-4	
Methylene Chloride	<0.23	ug/L	1.0	0.23	1		08/21/17 18:01	75-09-2	L1
Naphthalene	<2.5	ug/L	5.0	2.5	1		08/21/17 18:01	91-20-3	
Styrene	<0.50	ug/L	1.0	0.50	1		08/21/17 18:01	100-42-5	
Tetrachloroethene	<0.50	ug/L	1.0	0.50	1		08/21/17 18:01	127-18-4	

REPORT OF LABORATORY ANALYSIS

This report shall not be reproduced, except in full,
without the written consent of Pace Analytical Services, LLC.

ANALYTICAL RESULTS

Project: PECO-2017-67 GREENTREE CENTER

Pace Project No.: 40155312

Sample: MW-6 **Lab ID: 40155312006** Collected: 08/16/17 14:15 Received: 08/18/17 09:40 Matrix: Water

Parameters	Results	Units	LOQ	LOD	DF	Prepared	Analyzed	CAS No.	Qual
8260 MSV		Analytical Method: EPA 8260							
Toluene	<0.50	ug/L	1.0	0.50	1		08/21/17 18:01	108-88-3	
Trichloroethene	<0.33	ug/L	1.0	0.33	1		08/21/17 18:01	79-01-6	
Trichlorofluoromethane	<0.18	ug/L	1.0	0.18	1		08/21/17 18:01	75-69-4	
Vinyl chloride	<0.18	ug/L	1.0	0.18	1		08/21/17 18:01	75-01-4	
cis-1,2-Dichloroethene	<0.26	ug/L	1.0	0.26	1		08/21/17 18:01	156-59-2	
cis-1,3-Dichloropropene	<0.50	ug/L	1.0	0.50	1		08/21/17 18:01	10061-01-5	
m&p-Xylene	<1.0	ug/L	2.0	1.0	1		08/21/17 18:01	179601-23-1	
n-Butylbenzene	<0.50	ug/L	1.0	0.50	1		08/21/17 18:01	104-51-8	
n-Propylbenzene	<0.50	ug/L	1.0	0.50	1		08/21/17 18:01	103-65-1	
o-Xylene	<0.50	ug/L	1.0	0.50	1		08/21/17 18:01	95-47-6	
p-Isopropyltoluene	<0.50	ug/L	1.0	0.50	1		08/21/17 18:01	99-87-6	
sec-Butylbenzene	<2.2	ug/L	5.0	2.2	1		08/21/17 18:01	135-98-8	
tert-Butylbenzene	<0.18	ug/L	1.0	0.18	1		08/21/17 18:01	98-06-6	
trans-1,2-Dichloroethene	<0.26	ug/L	1.0	0.26	1		08/21/17 18:01	156-60-5	L1
trans-1,3-Dichloropropene	<0.23	ug/L	1.0	0.23	1		08/21/17 18:01	10061-02-6	
Surrogates									
4-Bromofluorobenzene (S)	96	%	61-130		1		08/21/17 18:01	460-00-4	
Dibromofluoromethane (S)	111	%	67-130		1		08/21/17 18:01	1868-53-7	
Toluene-d8 (S)	106	%	70-130		1		08/21/17 18:01	2037-26-5	

REPORT OF LABORATORY ANALYSIS

This report shall not be reproduced, except in full,
without the written consent of Pace Analytical Services, LLC.

ANALYTICAL RESULTS

Project: PECO-2017-67 GREENTREE CENTER

Pace Project No.: 40155312

Sample: MW-7 **Lab ID: 40155312007** Collected: 08/16/17 16:55 Received: 08/18/17 09:40 Matrix: Water

Parameters	Results	Units	LOQ	LOD	DF	Prepared	Analyzed	CAS No.	Qual
8260 MSV Analytical Method: EPA 8260									
1,1,1,2-Tetrachloroethane	<0.18	ug/L	1.0	0.18	1		08/21/17 18:23	630-20-6	
1,1,1-Trichloroethane	<0.50	ug/L	1.0	0.50	1		08/21/17 18:23	71-55-6	
1,1,2,2-Tetrachloroethane	<0.25	ug/L	1.0	0.25	1		08/21/17 18:23	79-34-5	
1,1,2-Trichloroethane	<0.20	ug/L	1.0	0.20	1		08/21/17 18:23	79-00-5	
1,1-Dichloroethane	<0.24	ug/L	1.0	0.24	1		08/21/17 18:23	75-34-3	
1,1-Dichloroethene	<0.41	ug/L	1.0	0.41	1		08/21/17 18:23	75-35-4	
1,1-Dichloropropene	<0.44	ug/L	1.0	0.44	1		08/21/17 18:23	563-58-6	
1,2,3-Trichlorobenzene	<2.1	ug/L	5.0	2.1	1		08/21/17 18:23	87-61-6	
1,2,3-Trichloropropane	<0.50	ug/L	1.0	0.50	1		08/21/17 18:23	96-18-4	
1,2,4-Trichlorobenzene	<2.2	ug/L	5.0	2.2	1		08/21/17 18:23	120-82-1	
1,2,4-Trimethylbenzene	<0.50	ug/L	1.0	0.50	1		08/21/17 18:23	95-63-6	
1,2-Dibromo-3-chloropropane	<2.2	ug/L	5.0	2.2	1		08/21/17 18:23	96-12-8	
1,2-Dibromoethane (EDB)	<0.18	ug/L	1.0	0.18	1		08/21/17 18:23	106-93-4	
1,2-Dichlorobenzene	<0.50	ug/L	1.0	0.50	1		08/21/17 18:23	95-50-1	
1,2-Dichloroethane	<0.17	ug/L	1.0	0.17	1		08/21/17 18:23	107-06-2	
1,2-Dichloropropane	<0.23	ug/L	1.0	0.23	1		08/21/17 18:23	78-87-5	
1,3,5-Trimethylbenzene	<0.50	ug/L	1.0	0.50	1		08/21/17 18:23	108-67-8	
1,3-Dichlorobenzene	<0.50	ug/L	1.0	0.50	1		08/21/17 18:23	541-73-1	
1,3-Dichloropropane	<0.50	ug/L	1.0	0.50	1		08/21/17 18:23	142-28-9	
1,4-Dichlorobenzene	<0.50	ug/L	1.0	0.50	1		08/21/17 18:23	106-46-7	
2,2-Dichloropropane	<0.48	ug/L	1.0	0.48	1		08/21/17 18:23	594-20-7	
2-Chlorotoluene	<0.50	ug/L	1.0	0.50	1		08/21/17 18:23	95-49-8	
4-Chlorotoluene	<0.21	ug/L	1.0	0.21	1		08/21/17 18:23	106-43-4	
Benzene	<0.50	ug/L	1.0	0.50	1		08/21/17 18:23	71-43-2	
Bromobenzene	<0.23	ug/L	1.0	0.23	1		08/21/17 18:23	108-86-1	
Bromochloromethane	<0.34	ug/L	1.0	0.34	1		08/21/17 18:23	74-97-5	
Bromodichloromethane	<0.50	ug/L	1.0	0.50	1		08/21/17 18:23	75-27-4	
Bromoform	<0.50	ug/L	1.0	0.50	1		08/21/17 18:23	75-25-2	
Bromomethane	<2.4	ug/L	5.0	2.4	1		08/21/17 18:23	74-83-9	
Carbon tetrachloride	<0.50	ug/L	1.0	0.50	1		08/21/17 18:23	56-23-5	
Chlorobenzene	<0.50	ug/L	1.0	0.50	1		08/21/17 18:23	108-90-7	
Chloroethane	<0.37	ug/L	1.0	0.37	1		08/21/17 18:23	75-00-3	
Chloroform	<2.5	ug/L	5.0	2.5	1		08/21/17 18:23	67-66-3	
Chloromethane	<0.50	ug/L	1.0	0.50	1		08/21/17 18:23	74-87-3	
Dibromochloromethane	<0.50	ug/L	1.0	0.50	1		08/21/17 18:23	124-48-1	
Dibromomethane	<0.43	ug/L	1.0	0.43	1		08/21/17 18:23	74-95-3	
Dichlorodifluoromethane	<0.22	ug/L	1.0	0.22	1		08/21/17 18:23	75-71-8	
Diisopropyl ether	<0.50	ug/L	1.0	0.50	1		08/21/17 18:23	108-20-3	
Ethylbenzene	<0.50	ug/L	1.0	0.50	1		08/21/17 18:23	100-41-4	
Hexachloro-1,3-butadiene	<2.1	ug/L	5.0	2.1	1		08/21/17 18:23	87-68-3	
Isopropylbenzene (Cumene)	<0.14	ug/L	1.0	0.14	1		08/21/17 18:23	98-82-8	
Methyl-tert-butyl ether	<0.17	ug/L	1.0	0.17	1		08/21/17 18:23	1634-04-4	
Methylene Chloride	<0.23	ug/L	1.0	0.23	1		08/21/17 18:23	75-09-2	L1
Naphthalene	<2.5	ug/L	5.0	2.5	1		08/21/17 18:23	91-20-3	
Styrene	<0.50	ug/L	1.0	0.50	1		08/21/17 18:23	100-42-5	
Tetrachloroethene	<0.50	ug/L	1.0	0.50	1		08/21/17 18:23	127-18-4	

REPORT OF LABORATORY ANALYSIS

This report shall not be reproduced, except in full,
without the written consent of Pace Analytical Services, LLC.

ANALYTICAL RESULTS

Project: PECO-2017-67 GREENTREE CENTER

Pace Project No.: 40155312

Sample: MW-7 **Lab ID: 40155312007** Collected: 08/16/17 16:55 Received: 08/18/17 09:40 Matrix: Water

Parameters	Results	Units	LOQ	LOD	DF	Prepared	Analyzed	CAS No.	Qual
8260 MSV									
Analytical Method: EPA 8260									
Toluene	<0.50	ug/L	1.0	0.50	1		08/21/17 18:23	108-88-3	
Trichloroethene	<0.33	ug/L	1.0	0.33	1		08/21/17 18:23	79-01-6	
Trichlorofluoromethane	<0.18	ug/L	1.0	0.18	1		08/21/17 18:23	75-69-4	
Vinyl chloride	<0.18	ug/L	1.0	0.18	1		08/21/17 18:23	75-01-4	
cis-1,2-Dichloroethene	<0.26	ug/L	1.0	0.26	1		08/21/17 18:23	156-59-2	
cis-1,3-Dichloropropene	<0.50	ug/L	1.0	0.50	1		08/21/17 18:23	10061-01-5	
m&p-Xylene	<1.0	ug/L	2.0	1.0	1		08/21/17 18:23	179601-23-1	
n-Butylbenzene	<0.50	ug/L	1.0	0.50	1		08/21/17 18:23	104-51-8	
n-Propylbenzene	<0.50	ug/L	1.0	0.50	1		08/21/17 18:23	103-65-1	
o-Xylene	<0.50	ug/L	1.0	0.50	1		08/21/17 18:23	95-47-6	
p-Isopropyltoluene	<0.50	ug/L	1.0	0.50	1		08/21/17 18:23	99-87-6	
sec-Butylbenzene	<2.2	ug/L	5.0	2.2	1		08/21/17 18:23	135-98-8	
tert-Butylbenzene	<0.18	ug/L	1.0	0.18	1		08/21/17 18:23	98-06-6	
trans-1,2-Dichloroethene	<0.26	ug/L	1.0	0.26	1		08/21/17 18:23	156-60-5	L1
trans-1,3-Dichloropropene	<0.23	ug/L	1.0	0.23	1		08/21/17 18:23	10061-02-6	
Surrogates									
4-Bromofluorobenzene (S)	96	%	61-130		1		08/21/17 18:23	460-00-4	
Dibromofluoromethane (S)	111	%	67-130		1		08/21/17 18:23	1868-53-7	
Toluene-d8 (S)	107	%	70-130		1		08/21/17 18:23	2037-26-5	

REPORT OF LABORATORY ANALYSIS

This report shall not be reproduced, except in full,
without the written consent of Pace Analytical Services, LLC.

ANALYTICAL RESULTS

Project: PECO-2017-67 GREENTREE CENTER

Pace Project No.: 40155312

Sample: DUPLICATE **Lab ID: 40155312008** Collected: 08/16/17 00:00 Received: 08/18/17 09:40 Matrix: Water

Parameters	Results	Units	LOQ	LOD	DF	Prepared	Analyzed	CAS No.	Qual
8260 MSV Analytical Method: EPA 8260									
1,1,1,2-Tetrachloroethane	<0.72	ug/L	4.0	0.72	4		08/22/17 19:34	630-20-6	
1,1,1-Trichloroethane	<2.0	ug/L	4.0	2.0	4		08/22/17 19:34	71-55-6	
1,1,2,2-Tetrachloroethane	<1.0	ug/L	4.0	1.0	4		08/22/17 19:34	79-34-5	
1,1,2-Trichloroethane	<0.79	ug/L	4.0	0.79	4		08/22/17 19:34	79-00-5	
1,1-Dichloroethane	<0.97	ug/L	4.0	0.97	4		08/22/17 19:34	75-34-3	
1,1-Dichloroethene	<1.6	ug/L	4.0	1.6	4		08/22/17 19:34	75-35-4	
1,1-Dichloropropene	<1.8	ug/L	4.0	1.8	4		08/22/17 19:34	563-58-6	
1,2,3-Trichlorobenzene	<8.5	ug/L	20.0	8.5	4		08/22/17 19:34	87-61-6	
1,2,3-Trichloropropane	<2.0	ug/L	4.0	2.0	4		08/22/17 19:34	96-18-4	
1,2,4-Trichlorobenzene	<8.8	ug/L	20.0	8.8	4		08/22/17 19:34	120-82-1	
1,2,4-Trimethylbenzene	<2.0	ug/L	4.0	2.0	4		08/22/17 19:34	95-63-6	
1,2-Dibromo-3-chloropropane	<8.7	ug/L	20.0	8.7	4		08/22/17 19:34	96-12-8	
1,2-Dibromoethane (EDB)	<0.71	ug/L	4.0	0.71	4		08/22/17 19:34	106-93-4	
1,2-Dichlorobenzene	<2.0	ug/L	4.0	2.0	4		08/22/17 19:34	95-50-1	
1,2-Dichloroethane	<0.67	ug/L	4.0	0.67	4		08/22/17 19:34	107-06-2	
1,2-Dichloropropane	<0.93	ug/L	4.0	0.93	4		08/22/17 19:34	78-87-5	
1,3,5-Trimethylbenzene	<2.0	ug/L	4.0	2.0	4		08/22/17 19:34	108-67-8	
1,3-Dichlorobenzene	<2.0	ug/L	4.0	2.0	4		08/22/17 19:34	541-73-1	
1,3-Dichloropropane	<2.0	ug/L	4.0	2.0	4		08/22/17 19:34	142-28-9	
1,4-Dichlorobenzene	<2.0	ug/L	4.0	2.0	4		08/22/17 19:34	106-46-7	
2,2-Dichloropropane	<1.9	ug/L	4.0	1.9	4		08/22/17 19:34	594-20-7	
2-Chlorotoluene	<2.0	ug/L	4.0	2.0	4		08/22/17 19:34	95-49-8	
4-Chlorotoluene	<0.85	ug/L	4.0	0.85	4		08/22/17 19:34	106-43-4	
Benzene	<2.0	ug/L	4.0	2.0	4		08/22/17 19:34	71-43-2	
Bromobenzene	<0.92	ug/L	4.0	0.92	4		08/22/17 19:34	108-86-1	
Bromochloromethane	<1.4	ug/L	4.0	1.4	4		08/22/17 19:34	74-97-5	
Bromodichloromethane	<2.0	ug/L	4.0	2.0	4		08/22/17 19:34	75-27-4	
Bromoform	<2.0	ug/L	4.0	2.0	4		08/22/17 19:34	75-25-2	
Bromomethane	<9.7	ug/L	20.0	9.7	4		08/22/17 19:34	74-83-9	
Carbon tetrachloride	<2.0	ug/L	4.0	2.0	4		08/22/17 19:34	56-23-5	
Chlorobenzene	<2.0	ug/L	4.0	2.0	4		08/22/17 19:34	108-90-7	
Chloroethane	<1.5	ug/L	4.0	1.5	4		08/22/17 19:34	75-00-3	
Chloroform	<10.0	ug/L	20.0	10.0	4		08/22/17 19:34	67-66-3	
Chloromethane	<2.0	ug/L	4.0	2.0	4		08/22/17 19:34	74-87-3	
Dibromochloromethane	<2.0	ug/L	4.0	2.0	4		08/22/17 19:34	124-48-1	
Dibromomethane	<1.7	ug/L	4.0	1.7	4		08/22/17 19:34	74-95-3	
Dichlorodifluoromethane	<0.90	ug/L	4.0	0.90	4		08/22/17 19:34	75-71-8	
Diisopropyl ether	<2.0	ug/L	4.0	2.0	4		08/22/17 19:34	108-20-3	
Ethylbenzene	<2.0	ug/L	4.0	2.0	4		08/22/17 19:34	100-41-4	
Hexachloro-1,3-butadiene	<8.4	ug/L	20.0	8.4	4		08/22/17 19:34	87-68-3	
Isopropylbenzene (Cumene)	<0.57	ug/L	4.0	0.57	4		08/22/17 19:34	98-82-8	
Methyl-tert-butyl ether	<0.70	ug/L	4.0	0.70	4		08/22/17 19:34	1634-04-4	
Methylene Chloride	<0.93	ug/L	4.0	0.93	4		08/22/17 19:34	75-09-2	
Naphthalene	<10.0	ug/L	20.0	10.0	4		08/22/17 19:34	91-20-3	
Styrene	<2.0	ug/L	4.0	2.0	4		08/22/17 19:34	100-42-5	
Tetrachloroethene	473	ug/L	4.0	2.0	4		08/22/17 19:34	127-18-4	

REPORT OF LABORATORY ANALYSIS

This report shall not be reproduced, except in full,
without the written consent of Pace Analytical Services, LLC.

ANALYTICAL RESULTS

Project: PECO-2017-67 GREENTREE CENTER

Pace Project No.: 40155312

Sample: DUPLICATE **Lab ID: 40155312008** Collected: 08/16/17 00:00 Received: 08/18/17 09:40 Matrix: Water

Parameters	Results	Units	LOQ	LOD	DF	Prepared	Analyzed	CAS No.	Qual
8260 MSV		Analytical Method: EPA 8260							
Toluene	<2.0	ug/L	4.0	2.0	4		08/22/17 19:34	108-88-3	
Trichloroethene	3.8J	ug/L	4.0	1.3	4		08/22/17 19:34	79-01-6	
Trichlorofluoromethane	<0.74	ug/L	4.0	0.74	4		08/22/17 19:34	75-69-4	
Vinyl chloride	7.5	ug/L	4.0	0.70	4		08/22/17 19:34	75-01-4	
cis-1,2-Dichloroethene	1.3J	ug/L	4.0	1.0	4		08/22/17 19:34	156-59-2	
cis-1,3-Dichloropropene	<2.0	ug/L	4.0	2.0	4		08/22/17 19:34	10061-01-5	
m&p-Xylene	<4.0	ug/L	8.0	4.0	4		08/22/17 19:34	179601-23-1	
n-Butylbenzene	<2.0	ug/L	4.0	2.0	4		08/22/17 19:34	104-51-8	
n-Propylbenzene	<2.0	ug/L	4.0	2.0	4		08/22/17 19:34	103-65-1	
o-Xylene	<2.0	ug/L	4.0	2.0	4		08/22/17 19:34	95-47-6	
p-Isopropyltoluene	<2.0	ug/L	4.0	2.0	4		08/22/17 19:34	99-87-6	
sec-Butylbenzene	<8.7	ug/L	20.0	8.7	4		08/22/17 19:34	135-98-8	
tert-Butylbenzene	<0.72	ug/L	4.0	0.72	4		08/22/17 19:34	98-06-6	
trans-1,2-Dichloroethene	<1.0	ug/L	4.0	1.0	4		08/22/17 19:34	156-60-5	
trans-1,3-Dichloropropene	<0.92	ug/L	4.0	0.92	4		08/22/17 19:34	10061-02-6	
Surrogates									
4-Bromofluorobenzene (S)	86	%	61-130		4		08/22/17 19:34	460-00-4	
Dibromofluoromethane (S)	105	%	67-130		4		08/22/17 19:34	1868-53-7	
Toluene-d8 (S)	93	%	70-130		4		08/22/17 19:34	2037-26-5	

REPORT OF LABORATORY ANALYSIS

This report shall not be reproduced, except in full,
without the written consent of Pace Analytical Services, LLC.

ANALYTICAL RESULTS

Project: PECO-2017-67 GREENTREE CENTER

Pace Project No.: 40155312

Sample: TRIP BLANK **Lab ID: 40155312009** Collected: 08/16/17 00:00 Received: 08/18/17 09:40 Matrix: Water

Parameters	Results	Units	LOQ	LOD	DF	Prepared	Analyzed	CAS No.	Qual
8260 MSV Analytical Method: EPA 8260									
1,1,1,2-Tetrachloroethane	<0.18	ug/L	1.0	0.18	1		08/21/17 14:21	630-20-6	
1,1,1-Trichloroethane	<0.50	ug/L	1.0	0.50	1		08/21/17 14:21	71-55-6	
1,1,2,2-Tetrachloroethane	<0.25	ug/L	1.0	0.25	1		08/21/17 14:21	79-34-5	
1,1,2-Trichloroethane	<0.20	ug/L	1.0	0.20	1		08/21/17 14:21	79-00-5	
1,1-Dichloroethane	<0.24	ug/L	1.0	0.24	1		08/21/17 14:21	75-34-3	
1,1-Dichloroethene	<0.41	ug/L	1.0	0.41	1		08/21/17 14:21	75-35-4	
1,1-Dichloropropene	<0.44	ug/L	1.0	0.44	1		08/21/17 14:21	563-58-6	
1,2,3-Trichlorobenzene	<2.1	ug/L	5.0	2.1	1		08/21/17 14:21	87-61-6	
1,2,3-Trichloropropane	<0.50	ug/L	1.0	0.50	1		08/21/17 14:21	96-18-4	
1,2,4-Trichlorobenzene	<2.2	ug/L	5.0	2.2	1		08/21/17 14:21	120-82-1	
1,2,4-Trimethylbenzene	<0.50	ug/L	1.0	0.50	1		08/21/17 14:21	95-63-6	
1,2-Dibromo-3-chloropropane	<2.2	ug/L	5.0	2.2	1		08/21/17 14:21	96-12-8	
1,2-Dibromoethane (EDB)	<0.18	ug/L	1.0	0.18	1		08/21/17 14:21	106-93-4	
1,2-Dichlorobenzene	<0.50	ug/L	1.0	0.50	1		08/21/17 14:21	95-50-1	
1,2-Dichloroethane	<0.17	ug/L	1.0	0.17	1		08/21/17 14:21	107-06-2	
1,2-Dichloropropane	<0.23	ug/L	1.0	0.23	1		08/21/17 14:21	78-87-5	
1,3,5-Trimethylbenzene	<0.50	ug/L	1.0	0.50	1		08/21/17 14:21	108-67-8	
1,3-Dichlorobenzene	<0.50	ug/L	1.0	0.50	1		08/21/17 14:21	541-73-1	
1,3-Dichloropropane	<0.50	ug/L	1.0	0.50	1		08/21/17 14:21	142-28-9	
1,4-Dichlorobenzene	<0.50	ug/L	1.0	0.50	1		08/21/17 14:21	106-46-7	
2,2-Dichloropropane	<0.48	ug/L	1.0	0.48	1		08/21/17 14:21	594-20-7	
2-Chlorotoluene	<0.50	ug/L	1.0	0.50	1		08/21/17 14:21	95-49-8	
4-Chlorotoluene	<0.21	ug/L	1.0	0.21	1		08/21/17 14:21	106-43-4	
Benzene	<0.50	ug/L	1.0	0.50	1		08/21/17 14:21	71-43-2	
Bromobenzene	<0.23	ug/L	1.0	0.23	1		08/21/17 14:21	108-86-1	
Bromochloromethane	<0.34	ug/L	1.0	0.34	1		08/21/17 14:21	74-97-5	
Bromodichloromethane	<0.50	ug/L	1.0	0.50	1		08/21/17 14:21	75-27-4	
Bromoform	<0.50	ug/L	1.0	0.50	1		08/21/17 14:21	75-25-2	
Bromomethane	<2.4	ug/L	5.0	2.4	1		08/21/17 14:21	74-83-9	
Carbon tetrachloride	<0.50	ug/L	1.0	0.50	1		08/21/17 14:21	56-23-5	
Chlorobenzene	<0.50	ug/L	1.0	0.50	1		08/21/17 14:21	108-90-7	
Chloroethane	<0.37	ug/L	1.0	0.37	1		08/21/17 14:21	75-00-3	
Chloroform	<2.5	ug/L	5.0	2.5	1		08/21/17 14:21	67-66-3	
Chloromethane	<0.50	ug/L	1.0	0.50	1		08/21/17 14:21	74-87-3	
Dibromochloromethane	<0.50	ug/L	1.0	0.50	1		08/21/17 14:21	124-48-1	
Dibromomethane	<0.43	ug/L	1.0	0.43	1		08/21/17 14:21	74-95-3	
Dichlorodifluoromethane	<0.22	ug/L	1.0	0.22	1		08/21/17 14:21	75-71-8	
Diisopropyl ether	<0.50	ug/L	1.0	0.50	1		08/21/17 14:21	108-20-3	
Ethylbenzene	<0.50	ug/L	1.0	0.50	1		08/21/17 14:21	100-41-4	
Hexachloro-1,3-butadiene	<2.1	ug/L	5.0	2.1	1		08/21/17 14:21	87-68-3	
Isopropylbenzene (Cumene)	<0.14	ug/L	1.0	0.14	1		08/21/17 14:21	98-82-8	
Methyl-tert-butyl ether	<0.17	ug/L	1.0	0.17	1		08/21/17 14:21	1634-04-4	
Methylene Chloride	<0.23	ug/L	1.0	0.23	1		08/21/17 14:21	75-09-2	L1
Naphthalene	<2.5	ug/L	5.0	2.5	1		08/21/17 14:21	91-20-3	
Styrene	<0.50	ug/L	1.0	0.50	1		08/21/17 14:21	100-42-5	
Tetrachloroethene	<0.50	ug/L	1.0	0.50	1		08/21/17 14:21	127-18-4	

REPORT OF LABORATORY ANALYSIS

This report shall not be reproduced, except in full,
without the written consent of Pace Analytical Services, LLC.

ANALYTICAL RESULTS

Project: PECO-2017-67 GREENTREE CENTER

Pace Project No.: 40155312

Sample: TRIP BLANK **Lab ID: 40155312009** Collected: 08/16/17 00:00 Received: 08/18/17 09:40 Matrix: Water

Parameters	Results	Units	LOQ	LOD	DF	Prepared	Analyzed	CAS No.	Qual
8260 MSV		Analytical Method: EPA 8260							
Toluene	<0.50	ug/L	1.0	0.50	1		08/21/17 14:21	108-88-3	
Trichloroethene	<0.33	ug/L	1.0	0.33	1		08/21/17 14:21	79-01-6	
Trichlorofluoromethane	<0.18	ug/L	1.0	0.18	1		08/21/17 14:21	75-69-4	
Vinyl chloride	<0.18	ug/L	1.0	0.18	1		08/21/17 14:21	75-01-4	
cis-1,2-Dichloroethene	<0.26	ug/L	1.0	0.26	1		08/21/17 14:21	156-59-2	
cis-1,3-Dichloropropene	<0.50	ug/L	1.0	0.50	1		08/21/17 14:21	10061-01-5	
m&p-Xylene	<1.0	ug/L	2.0	1.0	1		08/21/17 14:21	179601-23-1	
n-Butylbenzene	<0.50	ug/L	1.0	0.50	1		08/21/17 14:21	104-51-8	
n-Propylbenzene	<0.50	ug/L	1.0	0.50	1		08/21/17 14:21	103-65-1	
o-Xylene	<0.50	ug/L	1.0	0.50	1		08/21/17 14:21	95-47-6	
p-Isopropyltoluene	<0.50	ug/L	1.0	0.50	1		08/21/17 14:21	99-87-6	
sec-Butylbenzene	<2.2	ug/L	5.0	2.2	1		08/21/17 14:21	135-98-8	
tert-Butylbenzene	<0.18	ug/L	1.0	0.18	1		08/21/17 14:21	98-06-6	
trans-1,2-Dichloroethene	<0.26	ug/L	1.0	0.26	1		08/21/17 14:21	156-60-5	L1
trans-1,3-Dichloropropene	<0.23	ug/L	1.0	0.23	1		08/21/17 14:21	10061-02-6	
Surrogates									
4-Bromofluorobenzene (S)	100	%	61-130		1		08/21/17 14:21	460-00-4	
Dibromofluoromethane (S)	106	%	67-130		1		08/21/17 14:21	1868-53-7	
Toluene-d8 (S)	107	%	70-130		1		08/21/17 14:21	2037-26-5	

REPORT OF LABORATORY ANALYSIS

This report shall not be reproduced, except in full,
without the written consent of Pace Analytical Services, LLC.

QUALITY CONTROL DATA

Project: PECO-2017-67 GREENTREE CENTER

Pace Project No.: 40155312

QC Batch: 265169 Analysis Method: EPA 8260
 QC Batch Method: EPA 8260 Analysis Description: 8260 MSV
 Associated Lab Samples: 40155312003, 40155312004, 40155312006, 40155312007, 40155312009

METHOD BLANK: 1559995 Matrix: Water
 Associated Lab Samples: 40155312003, 40155312004, 40155312006, 40155312007, 40155312009

Parameter	Units	Blank Result	Reporting Limit	Analyzed	Qualifiers
1,1,1,2-Tetrachloroethane	ug/L	<0.18	1.0	08/21/17 11:43	
1,1,1-Trichloroethane	ug/L	<0.50	1.0	08/21/17 11:43	
1,1,2,2-Tetrachloroethane	ug/L	<0.25	1.0	08/21/17 11:43	
1,1,2-Trichloroethane	ug/L	<0.20	1.0	08/21/17 11:43	
1,1-Dichloroethane	ug/L	<0.24	1.0	08/21/17 11:43	
1,1-Dichloroethene	ug/L	<0.41	1.0	08/21/17 11:43	
1,1-Dichloropropene	ug/L	<0.44	1.0	08/21/17 11:43	
1,2,3-Trichlorobenzene	ug/L	<2.1	5.0	08/21/17 11:43	
1,2,3-Trichloropropane	ug/L	<0.50	1.0	08/21/17 11:43	
1,2,4-Trichlorobenzene	ug/L	<2.2	5.0	08/21/17 11:43	
1,2,4-Trimethylbenzene	ug/L	<0.50	1.0	08/21/17 11:43	
1,2-Dibromo-3-chloropropane	ug/L	<2.2	5.0	08/21/17 11:43	
1,2-Dibromoethane (EDB)	ug/L	<0.18	1.0	08/21/17 11:43	
1,2-Dichlorobenzene	ug/L	<0.50	1.0	08/21/17 11:43	
1,2-Dichloroethane	ug/L	<0.17	1.0	08/21/17 11:43	
1,2-Dichloropropane	ug/L	<0.23	1.0	08/21/17 11:43	
1,3,5-Trimethylbenzene	ug/L	<0.50	1.0	08/21/17 11:43	
1,3-Dichlorobenzene	ug/L	<0.50	1.0	08/21/17 11:43	
1,3-Dichloropropane	ug/L	<0.50	1.0	08/21/17 11:43	
1,4-Dichlorobenzene	ug/L	<0.50	1.0	08/21/17 11:43	
2,2-Dichloropropane	ug/L	<0.48	1.0	08/21/17 11:43	
2-Chlorotoluene	ug/L	<0.50	1.0	08/21/17 11:43	
4-Chlorotoluene	ug/L	<0.21	1.0	08/21/17 11:43	
Benzene	ug/L	<0.50	1.0	08/21/17 11:43	
Bromobenzene	ug/L	<0.23	1.0	08/21/17 11:43	
Bromochloromethane	ug/L	<0.34	1.0	08/21/17 11:43	
Bromodichloromethane	ug/L	<0.50	1.0	08/21/17 11:43	
Bromoform	ug/L	<0.50	1.0	08/21/17 11:43	
Bromomethane	ug/L	<2.4	5.0	08/21/17 11:43	
Carbon tetrachloride	ug/L	<0.50	1.0	08/21/17 11:43	
Chlorobenzene	ug/L	<0.50	1.0	08/21/17 11:43	
Chloroethane	ug/L	<0.37	1.0	08/21/17 11:43	
Chloroform	ug/L	<2.5	5.0	08/21/17 11:43	
Chloromethane	ug/L	<0.50	1.0	08/21/17 11:43	
cis-1,2-Dichloroethene	ug/L	<0.26	1.0	08/21/17 11:43	
cis-1,3-Dichloropropene	ug/L	<0.50	1.0	08/21/17 11:43	
Dibromochloromethane	ug/L	<0.50	1.0	08/21/17 11:43	
Dibromomethane	ug/L	<0.43	1.0	08/21/17 11:43	
Dichlorodifluoromethane	ug/L	<0.22	1.0	08/21/17 11:43	
Diisopropyl ether	ug/L	<0.50	1.0	08/21/17 11:43	
Ethylbenzene	ug/L	<0.50	1.0	08/21/17 11:43	

Results presented on this page are in the units indicated by the "Units" column except where an alternate unit is presented to the right of the result.

REPORT OF LABORATORY ANALYSIS

This report shall not be reproduced, except in full,
without the written consent of Pace Analytical Services, LLC.

QUALITY CONTROL DATA

Project: PECO-2017-67 GREENTREE CENTER
Pace Project No.: 40155312

METHOD BLANK: 1559995 Matrix: Water
Associated Lab Samples: 40155312003, 40155312004, 40155312006, 40155312007, 40155312009

Parameter	Units	Blank Result	Reporting Limit	Analyzed	Qualifiers
Hexachloro-1,3-butadiene	ug/L	<2.1	5.0	08/21/17 11:43	
Isopropylbenzene (Cumene)	ug/L	<0.14	1.0	08/21/17 11:43	
m&p-Xylene	ug/L	<1.0	2.0	08/21/17 11:43	
Methyl-tert-butyl ether	ug/L	<0.17	1.0	08/21/17 11:43	
Methylene Chloride	ug/L	<0.23	1.0	08/21/17 11:43	
n-Butylbenzene	ug/L	<0.50	1.0	08/21/17 11:43	
n-Propylbenzene	ug/L	<0.50	1.0	08/21/17 11:43	
Naphthalene	ug/L	<2.5	5.0	08/21/17 11:43	
o-Xylene	ug/L	<0.50	1.0	08/21/17 11:43	
p-Isopropyltoluene	ug/L	<0.50	1.0	08/21/17 11:43	
sec-Butylbenzene	ug/L	<2.2	5.0	08/21/17 11:43	
Styrene	ug/L	<0.50	1.0	08/21/17 11:43	
tert-Butylbenzene	ug/L	<0.18	1.0	08/21/17 11:43	
Tetrachloroethene	ug/L	<0.50	1.0	08/21/17 11:43	
Toluene	ug/L	<0.50	1.0	08/21/17 11:43	
trans-1,2-Dichloroethene	ug/L	<0.26	1.0	08/21/17 11:43	
trans-1,3-Dichloropropene	ug/L	<0.23	1.0	08/21/17 11:43	
Trichloroethene	ug/L	<0.33	1.0	08/21/17 11:43	
Trichlorofluoromethane	ug/L	<0.18	1.0	08/21/17 11:43	
Vinyl chloride	ug/L	<0.18	1.0	08/21/17 11:43	
4-Bromofluorobenzene (S)	%	98	61-130	08/21/17 11:43	
Dibromofluoromethane (S)	%	101	67-130	08/21/17 11:43	
Toluene-d8 (S)	%	109	70-130	08/21/17 11:43	

LABORATORY CONTROL SAMPLE: 1559996

Parameter	Units	Spike Conc.	LCS Result	LCS % Rec	% Rec Limits	Qualifiers
1,1,1-Trichloroethane	ug/L	50	59.8	120	70-130	
1,1,2,2-Tetrachloroethane	ug/L	50	61.3	123	70-130	
1,1,2-Trichloroethane	ug/L	50	59.0	118	70-130	
1,1-Dichloroethane	ug/L	50	64.3	129	71-132	
1,1-Dichloroethene	ug/L	50	63.9	128	75-130	
1,2,4-Trichlorobenzene	ug/L	50	51.3	103	70-130	
1,2-Dibromo-3-chloropropane	ug/L	50	57.1	114	63-123	
1,2-Dibromoethane (EDB)	ug/L	50	55.7	111	70-130	
1,2-Dichlorobenzene	ug/L	50	53.8	108	70-130	
1,2-Dichloroethane	ug/L	50	55.9	112	70-131	
1,2-Dichloropropane	ug/L	50	52.2	104	80-120	
1,3-Dichlorobenzene	ug/L	50	51.5	103	70-130	
1,4-Dichlorobenzene	ug/L	50	52.0	104	70-130	
Benzene	ug/L	50	58.0	116	73-145	
Bromodichloromethane	ug/L	50	58.0	116	70-130	
Bromoform	ug/L	50	51.4	103	67-130	
Bromomethane	ug/L	50	43.7	87	26-128	

Results presented on this page are in the units indicated by the "Units" column except where an alternate unit is presented to the right of the result.

REPORT OF LABORATORY ANALYSIS

This report shall not be reproduced, except in full,
without the written consent of Pace Analytical Services, LLC.

QUALITY CONTROL DATA

Project: PECO-2017-67 GREENTREE CENTER

Pace Project No.: 40155312

LABORATORY CONTROL SAMPLE: 1559996

Parameter	Units	Spike Conc.	LCS Result	LCS % Rec	% Rec Limits	Qualifiers
Carbon tetrachloride	ug/L	50	54.8	110	70-133	
Chlorobenzene	ug/L	50	55.2	110	70-130	
Chloroethane	ug/L	50	58.5	117	58-120	
Chloroform	ug/L	50	57.8	116	80-121	
Chloromethane	ug/L	50	40.4	81	40-127	
cis-1,2-Dichloroethene	ug/L	50	53.8	108	70-130	
cis-1,3-Dichloropropene	ug/L	50	52.2	104	70-130	
Dibromochloromethane	ug/L	50	54.8	110	70-130	
Dichlorodifluoromethane	ug/L	50	40.3	81	20-135	
Ethylbenzene	ug/L	50	59.5	119	87-129	
Isopropylbenzene (Cumene)	ug/L	50	60.5	121	70-130	
m&p-Xylene	ug/L	100	118	118	70-130	
Methyl-tert-butyl ether	ug/L	50	69.0	138	66-143	
Methylene Chloride	ug/L	50	67.6	135	70-130 L1	
o-Xylene	ug/L	50	59.6	119	70-130	
Styrene	ug/L	50	60.2	120	70-130	
Tetrachloroethene	ug/L	50	47.3	95	70-130	
Toluene	ug/L	50	57.3	115	82-130	
trans-1,2-Dichloroethene	ug/L	50	67.7	135	75-132 L1	
trans-1,3-Dichloropropene	ug/L	50	54.5	109	70-130	
Trichloroethene	ug/L	50	55.2	110	70-130	
Trichlorofluoromethane	ug/L	50	60.1	120	76-133	
Vinyl chloride	ug/L	50	51.9	104	57-136	
4-Bromofluorobenzene (S)	%			108	61-130	
Dibromofluoromethane (S)	%			104	67-130	
Toluene-d8 (S)	%			107	70-130	

MATRIX SPIKE & MATRIX SPIKE DUPLICATE: 1560380 1560381

Parameter	Units	40155315004		MSD		MSD		% Rec	% Rec	% Rec	Limits	RPD	Max RPD	Qual
		Result	MS Spike Conc.	MSD Spike Conc.	MS Result	MSD Result								
1,1,1-Trichloroethane	ug/L	<0.50	50	50	59.0	58.6	118	117	70-134	1	20			
1,1,2,2-Tetrachloroethane	ug/L	<0.25	50	50	58.3	58.7	117	117	70-130	1	20			
1,1,2-Trichloroethane	ug/L	<0.20	50	50	55.0	56.1	110	112	70-130	2	20			
1,1-Dichloroethane	ug/L	<0.24	50	50	63.0	61.7	126	123	71-133	2	20			
1,1-Dichloroethene	ug/L	<0.41	50	50	63.1	60.8	126	122	75-136	4	20			
1,2,4-Trichlorobenzene	ug/L	<2.2	50	50	53.9	51.8	108	104	70-130	4	20			
1,2-Dibromo-3-chloropropane	ug/L	<2.2	50	50	54.1	58.3	108	117	63-123	8	20			
1,2-Dibromoethane (EDB)	ug/L	<0.18	50	50	53.8	53.3	108	107	70-130	1	20			
1,2-Dichlorobenzene	ug/L	<0.50	50	50	53.3	52.3	107	105	70-130	2	20			
1,2-Dichloroethane	ug/L	<0.17	50	50	54.8	54.9	110	110	70-131	0	20			
1,2-Dichloropropane	ug/L	<0.23	50	50	51.0	50.5	102	101	80-120	1	20			
1,3-Dichlorobenzene	ug/L	<0.50	50	50	52.8	51.1	106	102	70-130	3	20			
1,4-Dichlorobenzene	ug/L	<0.50	50	50	52.4	50.1	105	100	70-130	4	20			

Results presented on this page are in the units indicated by the "Units" column except where an alternate unit is presented to the right of the result.

REPORT OF LABORATORY ANALYSIS

This report shall not be reproduced, except in full,
without the written consent of Pace Analytical Services, LLC.

QUALITY CONTROL DATA

Project: PECO-2017-67 GREENTREE CENTER

Pace Project No.: 40155312

Parameter	Units	40155315004		1560380		1560381		% Rec	% Rec	Limits	RPD	Max RPD	Qual
		Result	MS Spike Conc.	MSD Spike Conc.	MS Result	MSD Result	MS % Rec						
Benzene	ug/L	<0.50	50	50	57.8	57.5	116	115	73-145	0	20		
Bromodichloromethane	ug/L	<0.50	50	50	56.9	57.1	114	114	70-130	0	20		
Bromoform	ug/L	<0.50	50	50	49.3	49.6	99	99	67-130	1	20		
Bromomethane	ug/L	<2.4	50	50	42.9	45.7	86	91	26-129	6	20		
Carbon tetrachloride	ug/L	<0.50	50	50	56.7	56.1	113	112	70-134	1	20		
Chlorobenzene	ug/L	<0.50	50	50	53.5	53.3	107	107	70-130	0	20		
Chloroethane	ug/L	<0.37	50	50	55.9	53.7	112	107	58-120	4	20		
Chloroform	ug/L	<2.5	50	50	57.1	57.3	114	115	80-121	0	20		
Chloromethane	ug/L	<0.50	50	50	36.9	37.0	74	74	40-128	0	20		
cis-1,2-Dichloroethene	ug/L	<0.26	50	50	52.8	52.4	106	105	70-130	1	20		
cis-1,3-Dichloropropene	ug/L	<0.50	50	50	51.4	51.0	103	102	70-130	1	20		
Dibromochloromethane	ug/L	<0.50	50	50	53.1	53.6	106	107	70-130	1	20		
Dichlorodifluoromethane	ug/L	<0.22	50	50	36.7	35.8	73	72	20-146	3	20		
Ethylbenzene	ug/L	<0.50	50	50	58.4	57.7	117	115	87-129	1	20		
Isopropylbenzene (Cumene)	ug/L	<0.14	50	50	59.6	59.0	119	118	70-130	1	20		
m&p-Xylene	ug/L	<1.0	100	100	115	114	115	114	70-130	1	20		
Methyl-tert-butyl ether	ug/L	<0.17	50	50	66.3	65.1	133	130	66-143	2	20		
Methylene Chloride	ug/L	<0.23	50	50	65.4	64.3	131	129	70-130	2	20	MO	
o-Xylene	ug/L	<0.50	50	50	58.4	57.4	117	115	70-130	2	20		
Styrene	ug/L	<0.50	50	50	58.8	58.3	118	117	70-130	1	20		
Tetrachloroethene	ug/L	3.0	50	50	49.7	48.4	93	91	70-130	3	20		
Toluene	ug/L	<0.50	50	50	56.1	55.1	112	110	82-131	2	20		
trans-1,2-Dichloroethene	ug/L	<0.26	50	50	66.1	64.3	132	129	75-135	3	20		
trans-1,3-Dichloropropene	ug/L	<0.23	50	50	53.0	53.2	106	106	70-130	0	20		
Trichloroethene	ug/L	<0.33	50	50	55.5	54.6	111	109	70-130	2	20		
Trichlorofluoromethane	ug/L	<0.18	50	50	58.5	60.2	117	120	76-150	3	20		
Vinyl chloride	ug/L	<0.18	50	50	49.4	48.9	99	98	56-143	1	20		
4-Bromofluorobenzene (S)	%						106	105	61-130				
Dibromofluoromethane (S)	%						103	107	67-130				
Toluene-d8 (S)	%						105	105	70-130				

Results presented on this page are in the units indicated by the "Units" column except where an alternate unit is presented to the right of the result.

REPORT OF LABORATORY ANALYSIS

This report shall not be reproduced, except in full,
without the written consent of Pace Analytical Services, LLC.

QUALITY CONTROL DATA

Project: PECO-2017-67 GREENTREE CENTER

Pace Project No.: 40155312

QC Batch: 265337 Analysis Method: EPA 8260

QC Batch Method: EPA 8260 Analysis Description: 8260 MSV

Associated Lab Samples: 40155312001, 40155312002, 40155312005, 40155312008

METHOD BLANK: 1560467 Matrix: Water

Associated Lab Samples: 40155312001, 40155312002, 40155312005, 40155312008

Parameter	Units	Blank Result	Reporting Limit	Analyzed	Qualifiers
1,1,1,2-Tetrachloroethane	ug/L	<0.18	1.0	08/22/17 12:45	
1,1,1-Trichloroethane	ug/L	<0.50	1.0	08/22/17 12:45	
1,1,2,2-Tetrachloroethane	ug/L	<0.25	1.0	08/22/17 12:45	
1,1,2-Trichloroethane	ug/L	<0.20	1.0	08/22/17 12:45	
1,1-Dichloroethane	ug/L	<0.24	1.0	08/22/17 12:45	
1,1-Dichloroethene	ug/L	<0.41	1.0	08/22/17 12:45	
1,1-Dichloropropene	ug/L	<0.44	1.0	08/22/17 12:45	
1,2,3-Trichlorobenzene	ug/L	<2.1	5.0	08/22/17 12:45	
1,2,3-Trichloropropane	ug/L	<0.50	1.0	08/22/17 12:45	
1,2,4-Trichlorobenzene	ug/L	<2.2	5.0	08/22/17 12:45	
1,2,4-Trimethylbenzene	ug/L	<0.50	1.0	08/22/17 12:45	
1,2-Dibromo-3-chloropropane	ug/L	<2.2	5.0	08/22/17 12:45	
1,2-Dibromoethane (EDB)	ug/L	<0.18	1.0	08/22/17 12:45	
1,2-Dichlorobenzene	ug/L	<0.50	1.0	08/22/17 12:45	
1,2-Dichloroethane	ug/L	<0.17	1.0	08/22/17 12:45	
1,2-Dichloropropane	ug/L	<0.23	1.0	08/22/17 12:45	
1,3,5-Trimethylbenzene	ug/L	<0.50	1.0	08/22/17 12:45	
1,3-Dichlorobenzene	ug/L	<0.50	1.0	08/22/17 12:45	
1,3-Dichloropropane	ug/L	<0.50	1.0	08/22/17 12:45	
1,4-Dichlorobenzene	ug/L	<0.50	1.0	08/22/17 12:45	
2,2-Dichloropropane	ug/L	<0.48	1.0	08/22/17 12:45	
2-Chlorotoluene	ug/L	<0.50	1.0	08/22/17 12:45	
4-Chlorotoluene	ug/L	<0.21	1.0	08/22/17 12:45	
Benzene	ug/L	<0.50	1.0	08/22/17 12:45	
Bromobenzene	ug/L	<0.23	1.0	08/22/17 12:45	
Bromochloromethane	ug/L	<0.34	1.0	08/22/17 12:45	
Bromodichloromethane	ug/L	<0.50	1.0	08/22/17 12:45	
Bromoform	ug/L	<0.50	1.0	08/22/17 12:45	
Bromomethane	ug/L	<2.4	5.0	08/22/17 12:45	
Carbon tetrachloride	ug/L	<0.50	1.0	08/22/17 12:45	
Chlorobenzene	ug/L	<0.50	1.0	08/22/17 12:45	
Chloroethane	ug/L	<0.37	1.0	08/22/17 12:45	
Chloroform	ug/L	<2.5	5.0	08/22/17 12:45	
Chloromethane	ug/L	<0.50	1.0	08/22/17 12:45	
cis-1,2-Dichloroethene	ug/L	<0.26	1.0	08/22/17 12:45	
cis-1,3-Dichloropropene	ug/L	<0.50	1.0	08/22/17 12:45	
Dibromochloromethane	ug/L	<0.50	1.0	08/22/17 12:45	
Dibromomethane	ug/L	<0.43	1.0	08/22/17 12:45	
Dichlorodifluoromethane	ug/L	<0.22	1.0	08/22/17 12:45	
Diisopropyl ether	ug/L	<0.50	1.0	08/22/17 12:45	
Ethylbenzene	ug/L	<0.50	1.0	08/22/17 12:45	

Results presented on this page are in the units indicated by the "Units" column except where an alternate unit is presented to the right of the result.

REPORT OF LABORATORY ANALYSIS

This report shall not be reproduced, except in full,
without the written consent of Pace Analytical Services, LLC.

QUALITY CONTROL DATA

Project: PECO-2017-67 GREENTREE CENTER

Pace Project No.: 40155312

METHOD BLANK: 1560467

Matrix: Water

Associated Lab Samples: 40155312001, 40155312002, 40155312005, 40155312008

Parameter	Units	Blank Result	Reporting Limit	Analyzed	Qualifiers
Hexachloro-1,3-butadiene	ug/L	<2.1	5.0	08/22/17 12:45	
Isopropylbenzene (Cumene)	ug/L	<0.14	1.0	08/22/17 12:45	
m&p-Xylene	ug/L	<1.0	2.0	08/22/17 12:45	
Methyl-tert-butyl ether	ug/L	<0.17	1.0	08/22/17 12:45	
Methylene Chloride	ug/L	<0.23	1.0	08/22/17 12:45	
n-Butylbenzene	ug/L	<0.50	1.0	08/22/17 12:45	
n-Propylbenzene	ug/L	<0.50	1.0	08/22/17 12:45	
Naphthalene	ug/L	<2.5	5.0	08/22/17 12:45	
o-Xylene	ug/L	<0.50	1.0	08/22/17 12:45	
p-Isopropyltoluene	ug/L	<0.50	1.0	08/22/17 12:45	
sec-Butylbenzene	ug/L	<2.2	5.0	08/22/17 12:45	
Styrene	ug/L	<0.50	1.0	08/22/17 12:45	
tert-Butylbenzene	ug/L	<0.18	1.0	08/22/17 12:45	
Tetrachloroethene	ug/L	<0.50	1.0	08/22/17 12:45	
Toluene	ug/L	<0.50	1.0	08/22/17 12:45	
trans-1,2-Dichloroethene	ug/L	<0.26	1.0	08/22/17 12:45	
trans-1,3-Dichloropropene	ug/L	<0.23	1.0	08/22/17 12:45	
Trichloroethene	ug/L	<0.33	1.0	08/22/17 12:45	
Trichlorofluoromethane	ug/L	<0.18	1.0	08/22/17 12:45	
Vinyl chloride	ug/L	<0.18	1.0	08/22/17 12:45	
4-Bromofluorobenzene (S)	%	89	61-130	08/22/17 12:45	
Dibromofluoromethane (S)	%	97	67-130	08/22/17 12:45	
Toluene-d8 (S)	%	91	70-130	08/22/17 12:45	

LABORATORY CONTROL SAMPLE: 1560468

Parameter	Units	Spike Conc.	LCS Result	LCS % Rec	% Rec Limits	Qualifiers
1,1,1-Trichloroethane	ug/L	20	18.7	93	70-130	
1,1,1,2-Tetrachloroethane	ug/L	20	18.3	92	70-130	
1,1,2-Trichloroethane	ug/L	20	18.5	92	70-130	
1,1-Dichloroethane	ug/L	20	17.9	90	71-132	
1,1-Dichloroethene	ug/L	20	19.9	100	75-130	
1,2,4-Trichlorobenzene	ug/L	20	19.6	98	70-130	
1,2-Dibromo-3-chloropropane	ug/L	20	18.5	92	63-123	
1,2-Dibromoethane (EDB)	ug/L	20	18.0	90	70-130	
1,2-Dichlorobenzene	ug/L	20	21.7	108	70-130	
1,2-Dichloroethane	ug/L	20	16.8	84	70-131	
1,2-Dichloropropane	ug/L	20	19.1	96	80-120	
1,3-Dichlorobenzene	ug/L	20	21.7	109	70-130	
1,4-Dichlorobenzene	ug/L	20	22.0	110	70-130	
Benzene	ug/L	20	18.8	94	73-145	
Bromodichloromethane	ug/L	20	19.6	98	70-130	
Bromoform	ug/L	20	20.8	104	67-130	
Bromomethane	ug/L	20	16.7	83	26-128	

Results presented on this page are in the units indicated by the "Units" column except where an alternate unit is presented to the right of the result.

REPORT OF LABORATORY ANALYSIS

This report shall not be reproduced, except in full,
without the written consent of Pace Analytical Services, LLC.

QUALITY CONTROL DATA

Project: PECO-2017-67 GREENTREE CENTER

Pace Project No.: 40155312

LABORATORY CONTROL SAMPLE: 1560468

Parameter	Units	Spike Conc.	LCS Result	LCS % Rec	% Rec Limits	Qualifiers
Carbon tetrachloride	ug/L	20	20.2	101	70-133	
Chlorobenzene	ug/L	20	20.7	104	70-130	
Chloroethane	ug/L	20	15.8	79	58-120	
Chloroform	ug/L	20	19.4	97	80-121	
Chloromethane	ug/L	20	15.6	78	40-127	
cis-1,2-Dichloroethene	ug/L	20	18.0	90	70-130	
cis-1,3-Dichloropropene	ug/L	20	20.0	100	70-130	
Dibromochloromethane	ug/L	20	20.1	100	70-130	
Dichlorodifluoromethane	ug/L	20	11.2	56	20-135	
Ethylbenzene	ug/L	20	20.7	103	87-129	
Isopropylbenzene (Cumene)	ug/L	20	21.1	105	70-130	
m&p-Xylene	ug/L	40	41.4	104	70-130	
Methyl-tert-butyl ether	ug/L	20	19.1	95	66-143	
Methylene Chloride	ug/L	20	21.0	105	70-130	
o-Xylene	ug/L	20	19.9	100	70-130	
Styrene	ug/L	20	21.2	106	70-130	
Tetrachloroethene	ug/L	20	22.4	112	70-130	
Toluene	ug/L	20	19.0	95	82-130	
trans-1,2-Dichloroethene	ug/L	20	19.3	97	75-132	
trans-1,3-Dichloropropene	ug/L	20	18.9	94	70-130	
Trichloroethene	ug/L	20	21.1	106	70-130	
Trichlorofluoromethane	ug/L	20	18.0	90	76-133	
Vinyl chloride	ug/L	20	15.3	76	57-136	
4-Bromofluorobenzene (S)	%			96	61-130	
Dibromofluoromethane (S)	%			99	67-130	
Toluene-d8 (S)	%			94	70-130	

Results presented on this page are in the units indicated by the "Units" column except where an alternate unit is presented to the right of the result.

REPORT OF LABORATORY ANALYSIS

This report shall not be reproduced, except in full,
without the written consent of Pace Analytical Services, LLC.

QUALIFIERS

Project: PECO-2017-67 GREENTREE CENTER

Pace Project No.: 40155312

DEFINITIONS

DF - Dilution Factor, if reported, represents the factor applied to the reported data due to dilution of the sample aliquot.

ND - Not Detected at or above LOD.

J - Estimated concentration at or above the LOD and below the LOQ.

LOD - Limit of Detection adjusted for dilution factor and percent moisture.

LOQ - Limit of Quantitation adjusted for dilution factor and percent moisture.

S - Surrogate

1,2-Diphenylhydrazine decomposes to and cannot be separated from Azobenzene using Method 8270. The result for each analyte is a combined concentration.

Consistent with EPA guidelines, unrounded data are displayed and have been used to calculate % recovery and RPD values.

LCS(D) - Laboratory Control Sample (Duplicate)

MS(D) - Matrix Spike (Duplicate)

DUP - Sample Duplicate

RPD - Relative Percent Difference

NC - Not Calculable.

SG - Silica Gel - Clean-Up

U - Indicates the compound was analyzed for, but not detected at or above the adjusted LOD.

N-Nitrosodiphenylamine decomposes and cannot be separated from Diphenylamine using Method 8270. The result reported for each analyte is a combined concentration.

Pace Analytical is TNI accredited. Contact your Pace PM for the current list of accredited analytes.

TNI - The NELAC Institute.

LABORATORIES

PASI-G Pace Analytical Services - Green Bay

ANALYTE QUALIFIERS

L1 Analyte recovery in the laboratory control sample (LCS) was above QC limits. Results may be biased high.

M0 Matrix spike recovery and/or matrix spike duplicate recovery was outside laboratory control limits.

REPORT OF LABORATORY ANALYSIS

This report shall not be reproduced, except in full,
without the written consent of Pace Analytical Services, LLC.

QUALITY CONTROL DATA CROSS REFERENCE TABLE

Project: PECO-2017-67 GREENTREE CENTER

Pace Project No.: 40155312

Lab ID	Sample ID	QC Batch Method	QC Batch	Analytical Method	Analytical Batch
40155312001	MW-1	EPA 8260	265337		
40155312002	MW-2	EPA 8260	265337		
40155312003	MW-3	EPA 8260	265169		
40155312004	MW-4	EPA 8260	265169		
40155312005	MW-5	EPA 8260	265337		
40155312006	MW-6	EPA 8260	265169		
40155312007	MW-7	EPA 8260	265169		
40155312008	DUPLICATE	EPA 8260	265337		
40155312009	TRIP BLANK	EPA 8260	265169		

REPORT OF LABORATORY ANALYSIS

This report shall not be reproduced, except in full,
without the written consent of Pace Analytical Services, LLC.

(Please Print Clearly)

Company Name: Aper Companies
Branch/Location: Schaumburg
Project Contact: Joe Becker
Phone: 847.452.0782

Project Number: PECO.2017.67
Project Name: Green Tree Centre
Project State: Raine, IL

Sampled By (Print): Joe Becker
Sampled By (Sign): [Signature]

PO #: _____
Regulatory Program: W DNR

Data Package Options (billable)
 EPA Level III
 EPA Level IV

MS/MSD (billable)
 On your sample
 NOT needed on your sample

Matrix Codes
A= Air, B= Biot, C= Charcoal, O= Oil, S= Soil, SI= Sludge, W= Water, DW= Drinking Water, GW= Ground Water, SW= Surface Water, WW= Waste Water, WP= Wipe

PACE LAB #	CLIENT FIELD ID	DATE	COLLECTION TIME	MATRIX
DD1	MW-1	8-16-17	11:55	GW
DD2	MW-2		10:55	GW
DD3	MW-3		12:45	GW
DD4	MW-4		15:20	GW
DD5	MW-5		16:05	GW
DD6	MW-6		14:15	GW
DD7	MW-7		16:55	GW
DD8	Duplicate			GW
DD9	Trip Blank			GW

Filtered? (YES/NO)
Preservation (CODE)
A=None, B=HCL, C=H2SO4, D=HNO3, E=DI Water, F=Methanol, G=NaOH, H=Sodium Bisulfate Solution, I=Sodium Thiosulfate, J=Other

CHAIN OF CUSTODY



UPPER MIDWEST REGION
MN: 612-607-1700 WI: 920-469-2436

Page 1 of 1
40155312

Y/N	Pick Letter
N	
Y	B

Analyses Requested

VOLs	
------	--

Quote #:

Mail To Contact:

Mail To Company:

Mail To Address:

Invoice To Contact:

Invoice To Company:

Invoice To Address:

Invoice To Phone:

CLIENT COMMENTS

LAB COMMENTS (Lab Use Only)

Profile #

Rush Turnaround Time Requested - Prelims
(Rush TAT subject to approval/surcharge)
Date Needed:

Transmit Prelim Rush Results by (complete what you want):
Email #1:
Email #2:
Telephone:
Fax:

Relinquished By: [Signature] Date/Time: 8-17-17/16:00

Received By: [Signature] Date/Time: 8-17-17 09:00

PACE Project No. 40155312

Receipt Temp = 4 °C
Sample Receipt pH 4
Cooler Custody Seal Present/Not Present
Intact / Not Intact

Samples on HOLD are subject to special pricing and release of liability

Sample Condition Upon Receipt

Pace Analytical Services, LLC. - Green Bay WI
1241 Bellevue Street, Suite 9
Green Bay, WI 54302



Project #: **WO# : 40155312**

Client Name: Apex



Courier: Fed Ex UPS Client Pace Other: CS Logistics

Tracking #: _____

Custody Seal on Cooler/Box Present: yes no Seals intact: yes no

Custody Seal on Samples Present: yes no Seals intact: yes no

Packing Material: Bubble Wrap Bubble Bags None Other

Thermometer Used SR68 Type of Ice: Wet Blue Dry None Samples on ice, cooling process has begun

Cooler Temperature Uncorr: 4 / Corr: 4 Biological Tissue is Frozen: yes no

Temp Blank Present: yes no

Person examining contents:

Date: 8-16-17
Initials: SKC

Temp should be above freezing to 6°C.

Biota Samples may be received at ≤ 0°C.

Comments:

Chain of Custody Present:	<input checked="" type="checkbox"/> Yes <input type="checkbox"/> No <input type="checkbox"/> N/A	1.
Chain of Custody Filled Out:	<input type="checkbox"/> Yes <input type="checkbox"/> No <input type="checkbox"/> N/A	2.
Chain of Custody Relinquished:	<input checked="" type="checkbox"/> Yes <input type="checkbox"/> No <input type="checkbox"/> N/A	3.
Sampler Name & Signature on COC:	<input checked="" type="checkbox"/> Yes <input type="checkbox"/> No <input type="checkbox"/> N/A	4.
Samples Arrived within Hold Time:	<input checked="" type="checkbox"/> Yes <input type="checkbox"/> No <input type="checkbox"/> N/A	5.
- VOA Samples frozen upon receipt	<input type="checkbox"/> Yes <input type="checkbox"/> No	Date/Time:
Short Hold Time Analysis (<72hr):	<input type="checkbox"/> Yes <input checked="" type="checkbox"/> No <input type="checkbox"/> N/A	6.
Rush Turn Around Time Requested:	<input type="checkbox"/> Yes <input checked="" type="checkbox"/> No <input type="checkbox"/> N/A	7.
Sufficient Volume:	<input type="checkbox"/> Yes <input checked="" type="checkbox"/> No <input type="checkbox"/> N/A	8. <u>No MS/MSD Volume</u>
Correct Containers Used:	<input checked="" type="checkbox"/> Yes <input type="checkbox"/> No <input type="checkbox"/> N/A	9.
-Pace Containers Used:	<input checked="" type="checkbox"/> Yes <input type="checkbox"/> No <input type="checkbox"/> N/A	
-Pace IR Containers Used:	<input type="checkbox"/> Yes <input type="checkbox"/> No <input checked="" type="checkbox"/> N/A	
Containers Intact:	<input checked="" type="checkbox"/> Yes <input type="checkbox"/> No <input type="checkbox"/> N/A	10.
Filtered volume received for Dissolved tests	<input type="checkbox"/> Yes <input type="checkbox"/> No <input checked="" type="checkbox"/> N/A	11.
Sample Labels match COC:	<input checked="" type="checkbox"/> Yes <input type="checkbox"/> No <input type="checkbox"/> N/A	12.
-Includes date/time/ID/Analysis Matrix: <u>W</u>		
All containers needing preservation have been checked. (Non-Compliance noted in 13.)	<input type="checkbox"/> Yes <input type="checkbox"/> No <input checked="" type="checkbox"/> N/A	13. <input type="checkbox"/> HNO3 <input type="checkbox"/> H2SO4 <input type="checkbox"/> NaOH <input type="checkbox"/> NaOH + ZnAct
All containers needing preservation are found to be in compliance with EPA recommendation. (HNO3, H2SO4 ≤2; NaOH+ZnAct ≥9, NaOH ≥12)	<input type="checkbox"/> Yes <input type="checkbox"/> No <input checked="" type="checkbox"/> N/A	
exceptions: <u>VOA</u> coliform, TOC, TOX, TOH, O&G, WIDROW, Phenolics, OTHER:	<input checked="" type="checkbox"/> Yes <input type="checkbox"/> No	Initial when completed
		Lab Std #ID of preservative
		Date/Time:
Headspace in VOA Vials (>6mm):	<input type="checkbox"/> Yes <input checked="" type="checkbox"/> No <input type="checkbox"/> N/A	14.
Trip Blank Present:	<input checked="" type="checkbox"/> Yes <input type="checkbox"/> No <input type="checkbox"/> N/A	15.
Trip Blank Custody Seals Present	<input checked="" type="checkbox"/> Yes <input type="checkbox"/> No <input type="checkbox"/> N/A	
Pace Trip Blank Lot # (if purchased): <u>378</u>		

Client Notification/ Resolution:

If checked, see attached form for additional comments

Person Contacted: _____ Date/Time: _____

Comments/ Resolution: _____

Project Manager Review:

UW

Date: 8/21/17

August 28, 2017

Joseph Becker
Apex Companies, LLC
1701 East Woodfield Road
Suite 333
Schaumburg, IL 60173

RE: Project: PACO_2017-67 Greentree Ctr-Rev
Pace Project No.: 10400143

Dear Joseph Becker:

Enclosed are the analytical results for sample(s) received by the laboratory on August 18, 2017. The results relate only to the samples included in this report. Results reported herein conform to the most current, applicable TNI/NELAC standards and the laboratory's Quality Assurance Manual, where applicable, unless otherwise noted in the body of the report.

This report was revised on August 28, 2017 per request from Joseph Becker to change the Sample ID for 10400143001 to SV-8. No data was modified.

If you have any questions concerning this report, please feel free to contact me.

Sincerely,



Carolynne Trout
carolynne.trout@pacelabs.com
1(612)607-6351
Project Manager

Enclosures



REPORT OF LABORATORY ANALYSIS

This report shall not be reproduced, except in full,
without the written consent of Pace Analytical Services, LLC.

CERTIFICATIONS

Project: PACO_2017-67 Greentree Ctr-Rev

Pace Project No.: 10400143

Minnesota Certification IDs

1700 Elm Street SE, Suite 200, Minneapolis, MN 55414-2485

A2LA Certification #: 2926.01

Alabama Certification #: 40770

Alaska Contaminated Sites Certification #: UST-078

Alaska DW Certification #: MN00064

Arizona Certification #: AZ0014

Arkansas Certification #: 88-0680

California Certification #: MN00064

CNMI Saipan Certification #: MP0003

Colorado Certification #: MN00064

Connecticut Certification #: PH-0256

EPA Region 8+Wyoming Certification #: via MN 027-053-137

Florida Certification #: E87605

Georgia Certification #: 959

Guam EPA Certification #: MN00064

Hawaii Certification #: MN00064

Idaho Certification #: MN00064

Illinois Certification #: 200011

Indiana Certification #: C-MN-01

Iowa Certification #: 368

Kansas Certification #: E-10167

Kentucky DW Certification #: 90062

Kentucky WW Certification #: 90062

Louisiana DEQ Certification #: 03086

Louisiana DW Certification #: MN00064

Maine Certification #: MN00064

Maryland Certification #: 322

Massachusetts Certification #: M-MN064

Michigan Certification #: 9909

Minnesota Certification #: 027-053-137

Mississippi Certification #: MN00064

Montana Certification #: CERT0092

Nebraska Certification #: NE-OS-18-06

Nevada Certification #: MN00064

New Hampshire Certification #: 2081

New Jersey Certification #: MN002

New York Certification #: 11647

North Carolina DW Certification #: 27700

North Carolina WW Certification #: 530

North Dakota Certification #: R-036

Ohio DW Certification #: 41244

Ohio VAP Certification #: CL101

Oklahoma Certification #: 9507

Oregon NwTPH Certification #: MN300001

Oregon Secondary Certification #: MN200001

Pennsylvania Certification #: 68-00563

Puerto Rico Certification #: MN00064

South Carolina Certification #: 74003001

Tennessee Certification #: TN02818

Texas Certification #: T104704192

Utah Certification #: MN00064

Virginia Certification #: 460163

Washington Certification #: C486

West Virginia DW Certification #: 9952 C

West Virginia DEP Certification #: 382

Wisconsin Certification #: 999407970

Wyoming via EPA Region 8 Certification #: 8TMS-L

REPORT OF LABORATORY ANALYSIS

This report shall not be reproduced, except in full,
without the written consent of Pace Analytical Services, LLC.

SAMPLE SUMMARY

Project: PACO_2017-67 Greentree Ctr-Rev

Pace Project No.: 10400143

Lab ID	Sample ID	Matrix	Date Collected	Date Received
10400143001	SV-8	Air	08/16/17 15:10	08/18/17 10:20
10400143002	SV-4	Air	08/16/17 14:00	08/18/17 10:20
10400143003	SV-5	Air	08/16/17 13:55	08/18/17 10:20
10400143004	SV-6	Air	08/16/17 13:00	08/18/17 10:20
10400143005	SV-7	Air	08/16/17 12:50	08/18/17 10:20

REPORT OF LABORATORY ANALYSIS

This report shall not be reproduced, except in full,
without the written consent of Pace Analytical Services, LLC.

SAMPLE ANALYTE COUNT

Project: PACO_2017-67 Greentree Ctr-Rev

Pace Project No.: 10400143

Lab ID	Sample ID	Method	Analysts	Analytes Reported	Laboratory
10400143001	SV-8	TO-15	NCK	61	PASI-M
10400143002	SV-4	TO-15	CH1, NCK	61	PASI-M
10400143003	SV-5	TO-15	CH1, NCK	61	PASI-M
10400143004	SV-6	TO-15	NCK	61	PASI-M
10400143005	SV-7	TO-15	NCK	61	PASI-M

REPORT OF LABORATORY ANALYSIS

This report shall not be reproduced, except in full,
without the written consent of Pace Analytical Services, LLC.

ANALYTICAL RESULTS

Project: PACO_2017-67 Greentree Ctr-Rev

Pace Project No.: 10400143

Sample: SV-8 **Lab ID: 10400143001** Collected: 08/16/17 15:10 Received: 08/18/17 10:20 Matrix: Air

Parameters	Results	Units	LOQ	LOD	DF	Prepared	Analyzed	CAS No.	Qual
TO15 MSV AIR Analytical Method: TO-15									
Acetone	157	ug/m3	40.6	12.2	16.8		08/21/17 16:09	67-64-1	
Benzene	<2.2	ug/m3	5.5	2.2	16.8		08/21/17 16:09	71-43-2	
Benzyl chloride	<4.0	ug/m3	44.2	4.0	16.8		08/21/17 16:09	100-44-7	
Bromodichloromethane	<3.8	ug/m3	22.8	3.8	16.8		08/21/17 16:09	75-27-4	
Bromoform	<6.9	ug/m3	35.3	6.9	16.8		08/21/17 16:09	75-25-2	
Bromomethane	<3.5	ug/m3	13.3	3.5	16.8		08/21/17 16:09	74-83-9	
1,3-Butadiene	<1.7	ug/m3	7.6	1.7	16.8		08/21/17 16:09	106-99-0	
2-Butanone (MEK)	14.1J	ug/m3	50.4	3.4	16.8		08/21/17 16:09	78-93-3	
Carbon disulfide	<1.7	ug/m3	10.6	1.7	16.8		08/21/17 16:09	75-15-0	
Carbon tetrachloride	<4.9	ug/m3	10.8	4.9	16.8		08/21/17 16:09	56-23-5	
Chlorobenzene	<3.0	ug/m3	15.8	3.0	16.8		08/21/17 16:09	108-90-7	
Chloroethane	<3.4	ug/m3	9.1	3.4	16.8		08/21/17 16:09	75-00-3	
Chloroform	124	ug/m3	8.3	3.5	16.8		08/21/17 16:09	67-66-3	
Chloromethane	<1.8	ug/m3	7.1	1.8	16.8		08/21/17 16:09	74-87-3	
Cyclohexane	524	ug/m3	11.8	2.6	16.8		08/21/17 16:09	110-82-7	
Dibromochloromethane	<5.5	ug/m3	29.1	5.5	16.8		08/21/17 16:09	124-48-1	
1,2-Dibromoethane (EDB)	<5.0	ug/m3	26.2	5.0	16.8		08/21/17 16:09	106-93-4	
1,2-Dichlorobenzene	<3.1	ug/m3	20.5	3.1	16.8		08/21/17 16:09	95-50-1	
1,3-Dichlorobenzene	<2.4	ug/m3	20.5	2.4	16.8		08/21/17 16:09	541-73-1	
1,4-Dichlorobenzene	16.3J	ug/m3	20.5	3.4	16.8		08/21/17 16:09	106-46-7	
Dichlorodifluoromethane	<7.0	ug/m3	17.0	7.0	16.8		08/21/17 16:09	75-71-8	
1,1-Dichloroethane	<3.6	ug/m3	13.8	3.6	16.8		08/21/17 16:09	75-34-3	
1,2-Dichloroethane	<3.2	ug/m3	6.9	3.2	16.8		08/21/17 16:09	107-06-2	
1,1-Dichloroethene	<4.0	ug/m3	13.6	4.0	16.8		08/21/17 16:09	75-35-4	
cis-1,2-Dichloroethene	3.9J	ug/m3	13.6	3.6	16.8		08/21/17 16:09	156-59-2	
trans-1,2-Dichloroethene	<3.3	ug/m3	13.6	3.3	16.8		08/21/17 16:09	156-60-5	
1,2-Dichloropropane	<3.7	ug/m3	15.8	3.7	16.8		08/21/17 16:09	78-87-5	
cis-1,3-Dichloropropene	<1.5	ug/m3	15.5	1.5	16.8		08/21/17 16:09	10061-01-5	
trans-1,3-Dichloropropene	<2.4	ug/m3	15.5	2.4	16.8		08/21/17 16:09	10061-02-6	
Dichlorotetrafluoroethane	<7.4	ug/m3	23.9	7.4	16.8		08/21/17 16:09	76-14-2	
Ethanol	36.0	ug/m3	16.1	7.8	16.8		08/21/17 16:09	64-17-5	
Ethyl acetate	<2.8	ug/m3	12.3	2.8	16.8		08/21/17 16:09	141-78-6	
Ethylbenzene	<2.9	ug/m3	14.8	2.9	16.8		08/21/17 16:09	100-41-4	
4-Ethyltoluene	<2.5	ug/m3	16.8	2.5	16.8		08/21/17 16:09	622-96-8	
n-Heptane	1790	ug/m3	13.9	3.5	16.8		08/21/17 16:09	142-82-5	
Hexachloro-1,3-butadiene	<6.9	ug/m3	36.4	6.9	16.8		08/21/17 16:09	87-68-3	
n-Hexane	26.4	ug/m3	12.1	2.5	16.8		08/21/17 16:09	110-54-3	
2-Hexanone	<3.8	ug/m3	70.0	3.8	16.8		08/21/17 16:09	591-78-6	
Methylene Chloride	<25.5	ug/m3	59.3	25.5	16.8		08/21/17 16:09	75-09-2	
4-Methyl-2-pentanone (MIBK)	<4.0	ug/m3	70.0	4.0	16.8		08/21/17 16:09	108-10-1	
Methyl-tert-butyl ether	<5.3	ug/m3	61.6	5.3	16.8		08/21/17 16:09	1634-04-4	
Naphthalene	<9.8	ug/m3	44.7	9.8	16.8		08/21/17 16:09	91-20-3	
2-Propanol	<5.9	ug/m3	42.0	5.9	16.8		08/21/17 16:09	67-63-0	
Propylene	3.3J	ug/m3	5.9	1.9	16.8		08/21/17 16:09	115-07-1	
Styrene	<2.3	ug/m3	14.6	2.3	16.8		08/21/17 16:09	100-42-5	
1,1,2,2-Tetrachloroethane	<4.4	ug/m3	11.7	4.4	16.8		08/21/17 16:09	79-34-5	

REPORT OF LABORATORY ANALYSIS

This report shall not be reproduced, except in full,
without the written consent of Pace Analytical Services, LLC.

ANALYTICAL RESULTS

Project: PACO_2017-67 Greentree Ctr-Rev

Pace Project No.: 10400143

Sample: SV-8 **Lab ID: 10400143001** Collected: 08/16/17 15:10 Received: 08/18/17 10:20 Matrix: Air

Parameters	Results	Units	LOQ	LOD	DF	Prepared	Analyzed	CAS No.	Qual
TO15 MSV AIR Analytical Method: TO-15									
Tetrachloroethene	2230	ug/m3	11.6	4.8	16.8		08/21/17 16:09	127-18-4	
Tetrahydrofuran	<1.8	ug/m3	10.1	1.8	16.8		08/21/17 16:09	109-99-9	
Toluene	81.5	ug/m3	12.9	2.5	16.8		08/21/17 16:09	108-88-3	
1,2,4-Trichlorobenzene	<16.1	ug/m3	63.3	16.1	16.8		08/21/17 16:09	120-82-1	
1,1,1-Trichloroethane	<5.7	ug/m3	18.6	5.7	16.8		08/21/17 16:09	71-55-6	
1,1,2-Trichloroethane	<3.8	ug/m3	9.2	3.8	16.8		08/21/17 16:09	79-00-5	
Trichloroethene	47.6	ug/m3	9.2	3.4	16.8		08/21/17 16:09	79-01-6	
Trichlorofluoromethane	<7.0	ug/m3	19.2	7.0	16.8		08/21/17 16:09	75-69-4	
1,1,2-Trichlorotrifluoroethane	<6.0	ug/m3	26.9	6.0	16.8		08/21/17 16:09	76-13-1	
1,2,4-Trimethylbenzene	<2.9	ug/m3	16.8	2.9	16.8		08/21/17 16:09	95-63-6	
1,3,5-Trimethylbenzene	<3.9	ug/m3	16.8	3.9	16.8		08/21/17 16:09	108-67-8	
Vinyl acetate	12.4	ug/m3	12.0	2.2	16.8		08/21/17 16:09	108-05-4	
Vinyl chloride	<2.1	ug/m3	4.4	2.1	16.8		08/21/17 16:09	75-01-4	
m&p-Xylene	<5.9	ug/m3	29.7	5.9	16.8		08/21/17 16:09	179601-23-1	
o-Xylene	<3.0	ug/m3	14.8	3.0	16.8		08/21/17 16:09	95-47-6	

Sample: SV-4 **Lab ID: 10400143002** Collected: 08/16/17 14:00 Received: 08/18/17 10:20 Matrix: Air

Parameters	Results	Units	LOQ	LOD	DF	Prepared	Analyzed	CAS No.	Qual
TO15 MSV AIR Analytical Method: TO-15									
Acetone	142	ug/m3	38.9	11.7	16.1		08/21/17 16:41	67-64-1	
Benzene	<2.1	ug/m3	5.2	2.1	16.1		08/21/17 16:41	71-43-2	
Benzyl chloride	<3.8	ug/m3	42.4	3.8	16.1		08/21/17 16:41	100-44-7	
Bromodichloromethane	79.3	ug/m3	21.9	3.7	16.1		08/21/17 16:41	75-27-4	
Bromoform	<6.6	ug/m3	33.8	6.6	16.1		08/21/17 16:41	75-25-2	
Bromomethane	<3.3	ug/m3	12.7	3.3	16.1		08/21/17 16:41	74-83-9	
1,3-Butadiene	<1.7	ug/m3	7.2	1.7	16.1		08/21/17 16:41	106-99-0	
2-Butanone (MEK)	<3.3	ug/m3	48.3	3.3	16.1		08/21/17 16:41	78-93-3	
Carbon disulfide	<1.6	ug/m3	10.1	1.6	16.1		08/21/17 16:41	75-15-0	
Carbon tetrachloride	<4.7	ug/m3	10.3	4.7	16.1		08/21/17 16:41	56-23-5	
Chlorobenzene	<2.9	ug/m3	15.1	2.9	16.1		08/21/17 16:41	108-90-7	
Chloroethane	<3.3	ug/m3	8.7	3.3	16.1		08/21/17 16:41	75-00-3	
Chloroform	630	ug/m3	8.0	3.3	16.1		08/21/17 16:41	67-66-3	
Chloromethane	<1.7	ug/m3	6.8	1.7	16.1		08/21/17 16:41	74-87-3	
Cyclohexane	285	ug/m3	11.3	2.5	16.1		08/21/17 16:41	110-82-7	
Dibromochloromethane	<5.3	ug/m3	27.9	5.3	16.1		08/21/17 16:41	124-48-1	
1,2-Dibromoethane (EDB)	<4.8	ug/m3	25.1	4.8	16.1		08/21/17 16:41	106-93-4	
1,2-Dichlorobenzene	<3.0	ug/m3	19.6	3.0	16.1		08/21/17 16:41	95-50-1	
1,3-Dichlorobenzene	<2.3	ug/m3	19.6	2.3	16.1		08/21/17 16:41	541-73-1	
1,4-Dichlorobenzene	12.4J	ug/m3	19.6	3.3	16.1		08/21/17 16:41	106-46-7	
Dichlorodifluoromethane	<6.7	ug/m3	16.3	6.7	16.1		08/21/17 16:41	75-71-8	
1,1-Dichloroethane	<3.4	ug/m3	13.2	3.4	16.1		08/21/17 16:41	75-34-3	
1,2-Dichloroethane	<3.0	ug/m3	6.6	3.0	16.1		08/21/17 16:41	107-06-2	

REPORT OF LABORATORY ANALYSIS

This report shall not be reproduced, except in full,
without the written consent of Pace Analytical Services, LLC.

ANALYTICAL RESULTS

Project: PACO_2017-67 Greentree Ctr-Rev

Sample Project No.: 10400143

Sample: SV-4 **Lab ID: 10400143002** Collected: 08/16/17 14:00 Received: 08/18/17 10:20 Matrix: Air

Parameters	Results	Units	LOQ	LOD	DF	Prepared	Analyzed	CAS No.	Qual
TO15 MSV AIR Analytical Method: TO-15									
1,1-Dichloroethene	<3.8	ug/m3	13.0	3.8	16.1		08/21/17 16:41	75-35-4	
cis-1,2-Dichloroethene	32.0	ug/m3	13.0	3.5	16.1		08/21/17 16:41	156-59-2	
trans-1,2-Dichloroethene	<3.1	ug/m3	13.0	3.1	16.1		08/21/17 16:41	156-60-5	
1,2-Dichloropropane	<3.6	ug/m3	15.1	3.6	16.1		08/21/17 16:41	78-87-5	
cis-1,3-Dichloropropene	<1.4	ug/m3	14.8	1.4	16.1		08/21/17 16:41	10061-01-5	
trans-1,3-Dichloropropene	<2.3	ug/m3	14.8	2.3	16.1		08/21/17 16:41	10061-02-6	
Dichlorotetrafluoroethane	<7.1	ug/m3	22.9	7.1	16.1		08/21/17 16:41	76-14-2	
Ethanol	45.5	ug/m3	15.4	7.5	16.1		08/21/17 16:41	64-17-5	
Ethyl acetate	<2.7	ug/m3	11.8	2.7	16.1		08/21/17 16:41	141-78-6	
Ethylbenzene	<2.8	ug/m3	14.2	2.8	16.1		08/21/17 16:41	100-41-4	
4-Ethyltoluene	<2.4	ug/m3	16.1	2.4	16.1		08/21/17 16:41	622-96-8	
n-Heptane	1410	ug/m3	13.4	3.4	16.1		08/21/17 16:41	142-82-5	
Hexachloro-1,3-butadiene	<6.6	ug/m3	34.9	6.6	16.1		08/21/17 16:41	87-68-3	
n-Hexane	18.3	ug/m3	11.6	2.4	16.1		08/21/17 16:41	110-54-3	
2-Hexanone	<3.6	ug/m3	67.0	3.6	16.1		08/21/17 16:41	591-78-6	
Methylene Chloride	<24.5	ug/m3	56.8	24.5	16.1		08/21/17 16:41	75-09-2	
4-Methyl-2-pentanone (MIBK)	<3.9	ug/m3	67.0	3.9	16.1		08/21/17 16:41	108-10-1	
Methyl-tert-butyl ether	<5.0	ug/m3	59.0	5.0	16.1		08/21/17 16:41	1634-04-4	
Naphthalene	<9.4	ug/m3	42.8	9.4	16.1		08/21/17 16:41	91-20-3	
2-Propanol	<5.6	ug/m3	40.2	5.6	16.1		08/21/17 16:41	67-63-0	
Propylene	<1.8	ug/m3	5.6	1.8	16.1		08/21/17 16:41	115-07-1	
Styrene	<2.2	ug/m3	14.0	2.2	16.1		08/21/17 16:41	100-42-5	
1,1,2,2-Tetrachloroethane	<4.2	ug/m3	11.2	4.2	16.1		08/21/17 16:41	79-34-5	
Tetrachloroethene	26100	ug/m3	177	73.9	257.6		08/23/17 16:12	127-18-4	A3
Tetrahydrofuran	<1.7	ug/m3	9.7	1.7	16.1		08/21/17 16:41	109-99-9	
Toluene	69.6	ug/m3	12.4	2.4	16.1		08/21/17 16:41	108-88-3	
1,2,4-Trichlorobenzene	<15.4	ug/m3	60.7	15.4	16.1		08/21/17 16:41	120-82-1	
1,1,1-Trichloroethane	<5.5	ug/m3	17.9	5.5	16.1		08/21/17 16:41	71-55-6	
1,1,2-Trichloroethane	<3.6	ug/m3	8.9	3.6	16.1		08/21/17 16:41	79-00-5	
Trichloroethene	491	ug/m3	8.9	3.3	16.1		08/21/17 16:41	79-01-6	
Trichlorofluoromethane	<6.7	ug/m3	18.4	6.7	16.1		08/21/17 16:41	75-69-4	
1,1,2-Trichlorotrifluoroethane	<5.8	ug/m3	25.8	5.8	16.1		08/21/17 16:41	76-13-1	
1,2,4-Trimethylbenzene	14.2J	ug/m3	16.1	2.8	16.1		08/21/17 16:41	95-63-6	
1,3,5-Trimethylbenzene	<3.8	ug/m3	16.1	3.8	16.1		08/21/17 16:41	108-67-8	
Vinyl acetate	<2.1	ug/m3	11.5	2.1	16.1		08/21/17 16:41	108-05-4	
Vinyl chloride	<2.0	ug/m3	4.2	2.0	16.1		08/21/17 16:41	75-01-4	
m&p-Xylene	<5.6	ug/m3	28.5	5.6	16.1		08/21/17 16:41	179601-23-1	
o-Xylene	<2.8	ug/m3	14.2	2.8	16.1		08/21/17 16:41	95-47-6	

REPORT OF LABORATORY ANALYSIS

This report shall not be reproduced, except in full,
without the written consent of Pace Analytical Services, LLC.

ANALYTICAL RESULTS

Project: PACO_2017-67 Greentree Ctr-Rev

Pace Project No.: 10400143

Sample: SV-5 **Lab ID: 10400143003** Collected: 08/16/17 13:55 Received: 08/18/17 10:20 Matrix: Air

Parameters	Results	Units	LOQ	LOD	DF	Prepared	Analyzed	CAS No.	Qual
TO15 MSV AIR		Analytical Method: TO-15							
Acetone	184	ug/m3	37.4	11.2	15.5		08/21/17 17:13	67-64-1	
Benzene	<2.0	ug/m3	5.0	2.0	15.5		08/21/17 17:13	71-43-2	
Benzyl chloride	<3.7	ug/m3	40.8	3.7	15.5		08/21/17 17:13	100-44-7	
Bromodichloromethane	<3.5	ug/m3	21.1	3.5	15.5		08/21/17 17:13	75-27-4	
Bromoform	<6.3	ug/m3	32.6	6.3	15.5		08/21/17 17:13	75-25-2	
Bromomethane	<3.2	ug/m3	12.2	3.2	15.5		08/21/17 17:13	74-83-9	
1,3-Butadiene	<1.6	ug/m3	7.0	1.6	15.5		08/21/17 17:13	106-99-0	
2-Butanone (MEK)	<3.1	ug/m3	46.5	3.1	15.5		08/21/17 17:13	78-93-3	
Carbon disulfide	<1.5	ug/m3	9.8	1.5	15.5		08/21/17 17:13	75-15-0	
Carbon tetrachloride	<4.6	ug/m3	9.9	4.6	15.5		08/21/17 17:13	56-23-5	
Chlorobenzene	<2.8	ug/m3	14.6	2.8	15.5		08/21/17 17:13	108-90-7	
Chloroethane	<3.2	ug/m3	8.4	3.2	15.5		08/21/17 17:13	75-00-3	
Chloroform	53.0	ug/m3	7.7	3.2	15.5		08/21/17 17:13	67-66-3	
Chloromethane	<1.6	ug/m3	6.5	1.6	15.5		08/21/17 17:13	74-87-3	
Cyclohexane	354	ug/m3	10.8	2.4	15.5		08/21/17 17:13	110-82-7	
Dibromochloromethane	<5.1	ug/m3	26.8	5.1	15.5		08/21/17 17:13	124-48-1	
1,2-Dibromoethane (EDB)	<4.6	ug/m3	24.2	4.6	15.5		08/21/17 17:13	106-93-4	
1,2-Dichlorobenzene	<2.9	ug/m3	18.9	2.9	15.5		08/21/17 17:13	95-50-1	
1,3-Dichlorobenzene	<2.2	ug/m3	18.9	2.2	15.5		08/21/17 17:13	541-73-1	
1,4-Dichlorobenzene	<3.2	ug/m3	18.9	3.2	15.5		08/21/17 17:13	106-46-7	
Dichlorodifluoromethane	115	ug/m3	15.7	6.4	15.5		08/21/17 17:13	75-71-8	
1,1-Dichloroethane	<3.3	ug/m3	12.7	3.3	15.5		08/21/17 17:13	75-34-3	
1,2-Dichloroethane	<2.9	ug/m3	6.4	2.9	15.5		08/21/17 17:13	107-06-2	
1,1-Dichloroethene	<3.7	ug/m3	12.6	3.7	15.5		08/21/17 17:13	75-35-4	
cis-1,2-Dichloroethene	6.0J	ug/m3	12.6	3.3	15.5		08/21/17 17:13	156-59-2	
trans-1,2-Dichloroethene	<3.0	ug/m3	12.6	3.0	15.5		08/21/17 17:13	156-60-5	
1,2-Dichloropropane	<3.4	ug/m3	14.6	3.4	15.5		08/21/17 17:13	78-87-5	
cis-1,3-Dichloropropene	<1.3	ug/m3	14.3	1.3	15.5		08/21/17 17:13	10061-01-5	
trans-1,3-Dichloropropene	<2.2	ug/m3	14.3	2.2	15.5		08/21/17 17:13	10061-02-6	
Dichlorotetrafluoroethane	<6.9	ug/m3	22.0	6.9	15.5		08/21/17 17:13	76-14-2	
Ethanol	54.6	ug/m3	14.8	7.2	15.5		08/21/17 17:13	64-17-5	
Ethyl acetate	21.3	ug/m3	11.3	2.6	15.5		08/21/17 17:13	141-78-6	
Ethylbenzene	<2.7	ug/m3	13.6	2.7	15.5		08/21/17 17:13	100-41-4	
4-Ethyltoluene	<2.3	ug/m3	15.5	2.3	15.5		08/21/17 17:13	622-96-8	
n-Heptane	1740	ug/m3	12.9	3.3	15.5		08/21/17 17:13	142-82-5	
Hexachloro-1,3-butadiene	<6.4	ug/m3	33.6	6.4	15.5		08/21/17 17:13	87-68-3	
n-Hexane	28.7	ug/m3	11.2	2.3	15.5		08/21/17 17:13	110-54-3	
2-Hexanone	<3.5	ug/m3	64.5	3.5	15.5		08/21/17 17:13	591-78-6	
Methylene Chloride	71.7	ug/m3	54.7	23.6	15.5		08/21/17 17:13	75-09-2	
4-Methyl-2-pentanone (MIBK)	<3.7	ug/m3	64.5	3.7	15.5		08/21/17 17:13	108-10-1	
Methyl-tert-butyl ether	<4.9	ug/m3	56.8	4.9	15.5		08/21/17 17:13	1634-04-4	
Naphthalene	<9.0	ug/m3	41.2	9.0	15.5		08/21/17 17:13	91-20-3	
2-Propanol	<5.4	ug/m3	38.8	5.4	15.5		08/21/17 17:13	67-63-0	
Propylene	<1.7	ug/m3	5.4	1.7	15.5		08/21/17 17:13	115-07-1	
Styrene	<2.1	ug/m3	13.5	2.1	15.5		08/21/17 17:13	100-42-5	
1,1,2,2-Tetrachloroethane	<4.1	ug/m3	10.8	4.1	15.5		08/21/17 17:13	79-34-5	

REPORT OF LABORATORY ANALYSIS

This report shall not be reproduced, except in full,
without the written consent of Pace Analytical Services, LLC.

ANALYTICAL RESULTS

Project: PACO_2017-67 Greentree Ctr-Rev

Pace Project No.: 10400143

Sample: SV-5 **Lab ID: 10400143003** Collected: 08/16/17 13:55 Received: 08/18/17 10:20 Matrix: Air

Parameters	Results	Units	LOQ	LOD	DF	Prepared	Analyzed	CAS No.	Qual
TO15 MSV AIR Analytical Method: TO-15									
Tetrachloroethene	3700	ug/m3	71.6	29.8	103.85		08/23/17 16:42	127-18-4	IS
Tetrahydrofuran	9.4	ug/m3	9.3	1.6	15.5		08/21/17 17:13	109-99-9	
Toluene	117	ug/m3	11.9	2.3	15.5		08/21/17 17:13	108-88-3	
1,2,4-Trichlorobenzene	<14.8	ug/m3	58.4	14.8	15.5		08/21/17 17:13	120-82-1	
1,1,1-Trichloroethane	<5.3	ug/m3	17.2	5.3	15.5		08/21/17 17:13	71-55-6	
1,1,2-Trichloroethane	<3.5	ug/m3	8.5	3.5	15.5		08/21/17 17:13	79-00-5	
Trichloroethene	58.5	ug/m3	8.5	3.1	15.5		08/21/17 17:13	79-01-6	
Trichlorofluoromethane	<6.5	ug/m3	17.7	6.5	15.5		08/21/17 17:13	75-69-4	
1,1,2-Trichlorotrifluoroethane	<5.5	ug/m3	24.8	5.5	15.5		08/21/17 17:13	76-13-1	
1,2,4-Trimethylbenzene	14.9J	ug/m3	15.5	2.7	15.5		08/21/17 17:13	95-63-6	
1,3,5-Trimethylbenzene	<3.6	ug/m3	15.5	3.6	15.5		08/21/17 17:13	108-67-8	
Vinyl acetate	<2.0	ug/m3	11.1	2.0	15.5		08/21/17 17:13	108-05-4	
Vinyl chloride	<2.0	ug/m3	4.0	2.0	15.5		08/21/17 17:13	75-01-4	
m&p-Xylene	<5.4	ug/m3	27.4	5.4	15.5		08/21/17 17:13	179601-23-1	
o-Xylene	<2.7	ug/m3	13.6	2.7	15.5		08/21/17 17:13	95-47-6	

Sample: SV-6 **Lab ID: 10400143004** Collected: 08/16/17 13:00 Received: 08/18/17 10:20 Matrix: Air

Parameters	Results	Units	LOQ	LOD	DF	Prepared	Analyzed	CAS No.	Qual
TO15 MSV AIR Analytical Method: TO-15									
Acetone	133	ug/m3	38.9	11.7	16.1		08/21/17 17:45	67-64-1	
Benzene	<2.1	ug/m3	5.2	2.1	16.1		08/21/17 17:45	71-43-2	
Benzyl chloride	<3.8	ug/m3	42.4	3.8	16.1		08/21/17 17:45	100-44-7	
Bromodichloromethane	<3.7	ug/m3	21.9	3.7	16.1		08/21/17 17:45	75-27-4	
Bromoform	<6.6	ug/m3	33.8	6.6	16.1		08/21/17 17:45	75-25-2	
Bromomethane	<3.3	ug/m3	12.7	3.3	16.1		08/21/17 17:45	74-83-9	
1,3-Butadiene	<1.7	ug/m3	7.2	1.7	16.1		08/21/17 17:45	106-99-0	
2-Butanone (MEK)	<3.3	ug/m3	48.3	3.3	16.1		08/21/17 17:45	78-93-3	
Carbon disulfide	<1.6	ug/m3	10.1	1.6	16.1		08/21/17 17:45	75-15-0	
Carbon tetrachloride	<4.7	ug/m3	10.3	4.7	16.1		08/21/17 17:45	56-23-5	
Chlorobenzene	<2.9	ug/m3	15.1	2.9	16.1		08/21/17 17:45	108-90-7	
Chloroethane	<3.3	ug/m3	8.7	3.3	16.1		08/21/17 17:45	75-00-3	
Chloroform	92.2	ug/m3	8.0	3.3	16.1		08/21/17 17:45	67-66-3	
Chloromethane	<1.7	ug/m3	6.8	1.7	16.1		08/21/17 17:45	74-87-3	
Cyclohexane	316	ug/m3	11.3	2.5	16.1		08/21/17 17:45	110-82-7	
Dibromochloromethane	<5.3	ug/m3	27.9	5.3	16.1		08/21/17 17:45	124-48-1	
1,2-Dibromoethane (EDB)	<4.8	ug/m3	25.1	4.8	16.1		08/21/17 17:45	106-93-4	
1,2-Dichlorobenzene	<3.0	ug/m3	19.6	3.0	16.1		08/21/17 17:45	95-50-1	
1,3-Dichlorobenzene	<2.3	ug/m3	19.6	2.3	16.1		08/21/17 17:45	541-73-1	
1,4-Dichlorobenzene	<3.3	ug/m3	19.6	3.3	16.1		08/21/17 17:45	106-46-7	
Dichlorodifluoromethane	<6.7	ug/m3	16.3	6.7	16.1		08/21/17 17:45	75-71-8	
1,1-Dichloroethane	<3.4	ug/m3	13.2	3.4	16.1		08/21/17 17:45	75-34-3	
1,2-Dichloroethane	<3.0	ug/m3	6.6	3.0	16.1		08/21/17 17:45	107-06-2	

REPORT OF LABORATORY ANALYSIS

This report shall not be reproduced, except in full,
without the written consent of Pace Analytical Services, LLC.

ANALYTICAL RESULTS

Project: PACO_2017-67 Greentree Ctr-Rev

Pace Project No.: 10400143

Sample: SV-6 **Lab ID: 10400143004** Collected: 08/16/17 13:00 Received: 08/18/17 10:20 Matrix: Air

Parameters	Results	Units	LOQ	LOD	DF	Prepared	Analyzed	CAS No.	Qual
TO15 MSV AIR Analytical Method: TO-15									
1,1-Dichloroethene	<3.8	ug/m3	13.0	3.8	16.1		08/21/17 17:45	75-35-4	
cis-1,2-Dichloroethene	<3.5	ug/m3	13.0	3.5	16.1		08/21/17 17:45	156-59-2	
trans-1,2-Dichloroethene	<3.1	ug/m3	13.0	3.1	16.1		08/21/17 17:45	156-60-5	
1,2-Dichloropropane	<3.6	ug/m3	15.1	3.6	16.1		08/21/17 17:45	78-87-5	
cis-1,3-Dichloropropene	<1.4	ug/m3	14.8	1.4	16.1		08/21/17 17:45	10061-01-5	
trans-1,3-Dichloropropene	<2.3	ug/m3	14.8	2.3	16.1		08/21/17 17:45	10061-02-6	
Dichlorotetrafluoroethane	<7.1	ug/m3	22.9	7.1	16.1		08/21/17 17:45	76-14-2	
Ethanol	193	ug/m3	15.4	7.5	16.1		08/21/17 17:45	64-17-5	
Ethyl acetate	<2.7	ug/m3	11.8	2.7	16.1		08/21/17 17:45	141-78-6	
Ethylbenzene	<2.8	ug/m3	14.2	2.8	16.1		08/21/17 17:45	100-41-4	
4-Ethyltoluene	<2.4	ug/m3	16.1	2.4	16.1		08/21/17 17:45	622-96-8	
n-Heptane	1300	ug/m3	13.4	3.4	16.1		08/21/17 17:45	142-82-5	
Hexachloro-1,3-butadiene	<6.6	ug/m3	34.9	6.6	16.1		08/21/17 17:45	87-68-3	
n-Hexane	17.5	ug/m3	11.6	2.4	16.1		08/21/17 17:45	110-54-3	
2-Hexanone	<3.6	ug/m3	67.0	3.6	16.1		08/21/17 17:45	591-78-6	
Methylene Chloride	<24.5	ug/m3	56.8	24.5	16.1		08/21/17 17:45	75-09-2	
4-Methyl-2-pentanone (MIBK)	<3.9	ug/m3	67.0	3.9	16.1		08/21/17 17:45	108-10-1	
Methyl-tert-butyl ether	<5.0	ug/m3	59.0	5.0	16.1		08/21/17 17:45	1634-04-4	
Naphthalene	<9.4	ug/m3	42.8	9.4	16.1		08/21/17 17:45	91-20-3	
2-Propanol	37.5J	ug/m3	40.2	5.6	16.1		08/21/17 17:45	67-63-0	
Propylene	<1.8	ug/m3	5.6	1.8	16.1		08/21/17 17:45	115-07-1	
Styrene	<2.2	ug/m3	14.0	2.2	16.1		08/21/17 17:45	100-42-5	
1,1,2,2-Tetrachloroethane	<4.2	ug/m3	11.2	4.2	16.1		08/21/17 17:45	79-34-5	
Tetrachloroethene	2340	ug/m3	11.1	4.6	16.1		08/21/17 17:45	127-18-4	
Tetrahydrofuran	<1.7	ug/m3	9.7	1.7	16.1		08/21/17 17:45	109-99-9	
Toluene	63.0	ug/m3	12.4	2.4	16.1		08/21/17 17:45	108-88-3	
1,2,4-Trichlorobenzene	<15.4	ug/m3	60.7	15.4	16.1		08/21/17 17:45	120-82-1	
1,1,1-Trichloroethane	<5.5	ug/m3	17.9	5.5	16.1		08/21/17 17:45	71-55-6	
1,1,2-Trichloroethane	<3.6	ug/m3	8.9	3.6	16.1		08/21/17 17:45	79-00-5	
Trichloroethene	18.1	ug/m3	8.9	3.3	16.1		08/21/17 17:45	79-01-6	
Trichlorofluoromethane	<6.7	ug/m3	18.4	6.7	16.1		08/21/17 17:45	75-69-4	
1,1,2-Trichlorotrifluoroethane	<5.8	ug/m3	25.8	5.8	16.1		08/21/17 17:45	76-13-1	
1,2,4-Trimethylbenzene	11.4J	ug/m3	16.1	2.8	16.1		08/21/17 17:45	95-63-6	
1,3,5-Trimethylbenzene	<3.8	ug/m3	16.1	3.8	16.1		08/21/17 17:45	108-67-8	
Vinyl acetate	<2.1	ug/m3	11.5	2.1	16.1		08/21/17 17:45	108-05-4	
Vinyl chloride	<2.0	ug/m3	4.2	2.0	16.1		08/21/17 17:45	75-01-4	
m&p-Xylene	<5.6	ug/m3	28.5	5.6	16.1		08/21/17 17:45	179601-23-1	
o-Xylene	<2.8	ug/m3	14.2	2.8	16.1		08/21/17 17:45	95-47-6	

REPORT OF LABORATORY ANALYSIS

This report shall not be reproduced, except in full,
without the written consent of Pace Analytical Services, LLC.

ANALYTICAL RESULTS

Project: PACO_2017-67 Greentree Ctr-Rev

Pace Project No.: 10400143

Sample: SV-7 **Lab ID: 10400143005** Collected: 08/16/17 12:50 Received: 08/18/17 10:20 Matrix: Air

Parameters	Results	Units	LOQ	LOD	DF	Prepared	Analyzed	CAS No.	Qual
TO15 MSV AIR Analytical Method: TO-15									
Acetone	227	ug/m3	37.4	11.2	15.5		08/21/17 18:17	67-64-1	
Benzene	<2.0	ug/m3	5.0	2.0	15.5		08/21/17 18:17	71-43-2	
Benzyl chloride	<3.7	ug/m3	40.8	3.7	15.5		08/21/17 18:17	100-44-7	
Bromodichloromethane	<3.5	ug/m3	21.1	3.5	15.5		08/21/17 18:17	75-27-4	
Bromoform	<6.3	ug/m3	32.6	6.3	15.5		08/21/17 18:17	75-25-2	
Bromomethane	<3.2	ug/m3	12.2	3.2	15.5		08/21/17 18:17	74-83-9	
1,3-Butadiene	<1.6	ug/m3	7.0	1.6	15.5		08/21/17 18:17	106-99-0	
2-Butanone (MEK)	<3.1	ug/m3	46.5	3.1	15.5		08/21/17 18:17	78-93-3	
Carbon disulfide	<1.5	ug/m3	9.8	1.5	15.5		08/21/17 18:17	75-15-0	
Carbon tetrachloride	<4.6	ug/m3	9.9	4.6	15.5		08/21/17 18:17	56-23-5	
Chlorobenzene	<2.8	ug/m3	14.6	2.8	15.5		08/21/17 18:17	108-90-7	
Chloroethane	<3.2	ug/m3	8.4	3.2	15.5		08/21/17 18:17	75-00-3	
Chloroform	39.8	ug/m3	7.7	3.2	15.5		08/21/17 18:17	67-66-3	
Chloromethane	<1.6	ug/m3	6.5	1.6	15.5		08/21/17 18:17	74-87-3	
Cyclohexane	612	ug/m3	10.8	2.4	15.5		08/21/17 18:17	110-82-7	
Dibromochloromethane	<5.1	ug/m3	26.8	5.1	15.5		08/21/17 18:17	124-48-1	
1,2-Dibromoethane (EDB)	<4.6	ug/m3	24.2	4.6	15.5		08/21/17 18:17	106-93-4	
1,2-Dichlorobenzene	<2.9	ug/m3	18.9	2.9	15.5		08/21/17 18:17	95-50-1	
1,3-Dichlorobenzene	<2.2	ug/m3	18.9	2.2	15.5		08/21/17 18:17	541-73-1	
1,4-Dichlorobenzene	<3.2	ug/m3	18.9	3.2	15.5		08/21/17 18:17	106-46-7	
Dichlorodifluoromethane	<6.4	ug/m3	15.7	6.4	15.5		08/21/17 18:17	75-71-8	
1,1-Dichloroethane	<3.3	ug/m3	12.7	3.3	15.5		08/21/17 18:17	75-34-3	
1,2-Dichloroethane	<2.9	ug/m3	6.4	2.9	15.5		08/21/17 18:17	107-06-2	
1,1-Dichloroethene	<3.7	ug/m3	12.6	3.7	15.5		08/21/17 18:17	75-35-4	
cis-1,2-Dichloroethene	28.2	ug/m3	12.6	3.3	15.5		08/21/17 18:17	156-59-2	
trans-1,2-Dichloroethene	<3.0	ug/m3	12.6	3.0	15.5		08/21/17 18:17	156-60-5	
1,2-Dichloropropane	<3.4	ug/m3	14.6	3.4	15.5		08/21/17 18:17	78-87-5	
cis-1,3-Dichloropropene	<1.3	ug/m3	14.3	1.3	15.5		08/21/17 18:17	10061-01-5	
trans-1,3-Dichloropropene	<2.2	ug/m3	14.3	2.2	15.5		08/21/17 18:17	10061-02-6	
Dichlorotetrafluoroethane	<6.9	ug/m3	22.0	6.9	15.5		08/21/17 18:17	76-14-2	
Ethanol	1130	ug/m3	14.8	7.2	15.5		08/21/17 18:17	64-17-5	
Ethyl acetate	<2.6	ug/m3	11.3	2.6	15.5		08/21/17 18:17	141-78-6	
Ethylbenzene	<2.7	ug/m3	13.6	2.7	15.5		08/21/17 18:17	100-41-4	
4-Ethyltoluene	10.8J	ug/m3	15.5	2.3	15.5		08/21/17 18:17	622-96-8	
n-Heptane	2090	ug/m3	12.9	3.3	15.5		08/21/17 18:17	142-82-5	
Hexachloro-1,3-butadiene	<6.4	ug/m3	33.6	6.4	15.5		08/21/17 18:17	87-68-3	
n-Hexane	26.0	ug/m3	11.2	2.3	15.5		08/21/17 18:17	110-54-3	
2-Hexanone	<3.5	ug/m3	64.5	3.5	15.5		08/21/17 18:17	591-78-6	
Methylene Chloride	<23.6	ug/m3	54.7	23.6	15.5		08/21/17 18:17	75-09-2	
4-Methyl-2-pentanone (MIBK)	<3.7	ug/m3	64.5	3.7	15.5		08/21/17 18:17	108-10-1	
Methyl-tert-butyl ether	<4.9	ug/m3	56.8	4.9	15.5		08/21/17 18:17	1634-04-4	
Naphthalene	<9.0	ug/m3	41.2	9.0	15.5		08/21/17 18:17	91-20-3	
2-Propanol	248	ug/m3	38.8	5.4	15.5		08/21/17 18:17	67-63-0	
Propylene	<1.7	ug/m3	5.4	1.7	15.5		08/21/17 18:17	115-07-1	
Styrene	<2.1	ug/m3	13.5	2.1	15.5		08/21/17 18:17	100-42-5	
1,1,2,2-Tetrachloroethane	<4.1	ug/m3	10.8	4.1	15.5		08/21/17 18:17	79-34-5	

REPORT OF LABORATORY ANALYSIS

This report shall not be reproduced, except in full,
without the written consent of Pace Analytical Services, LLC.

ANALYTICAL RESULTS

Project: PACO_2017-67 Greentree Ctr-Rev

Pace Project No.: 10400143

Sample: SV-7 **Lab ID: 10400143005** Collected: 08/16/17 12:50 Received: 08/18/17 10:20 Matrix: Air

Parameters	Results	Units	LOQ	LOD	DF	Prepared	Analyzed	CAS No.	Qual
TO15 MSV AIR		Analytical Method: TO-15							
Tetrachloroethene	2590	ug/m3	10.7	4.4	15.5		08/21/17 18:17	127-18-4	
Tetrahydrofuran	<1.6	ug/m3	9.3	1.6	15.5		08/21/17 18:17	109-99-9	
Toluene	101	ug/m3	11.9	2.3	15.5		08/21/17 18:17	108-88-3	
1,2,4-Trichlorobenzene	<14.8	ug/m3	58.4	14.8	15.5		08/21/17 18:17	120-82-1	
1,1,1-Trichloroethane	<5.3	ug/m3	17.2	5.3	15.5		08/21/17 18:17	71-55-6	
1,1,2-Trichloroethane	<3.5	ug/m3	8.5	3.5	15.5		08/21/17 18:17	79-00-5	
Trichloroethene	76.5	ug/m3	8.5	3.1	15.5		08/21/17 18:17	79-01-6	
Trichlorofluoromethane	<6.5	ug/m3	17.7	6.5	15.5		08/21/17 18:17	75-69-4	
1,1,2-Trichlorotrifluoroethane	<5.5	ug/m3	24.8	5.5	15.5		08/21/17 18:17	76-13-1	
1,2,4-Trimethylbenzene	15.8	ug/m3	15.5	2.7	15.5		08/21/17 18:17	95-63-6	
1,3,5-Trimethylbenzene	<3.6	ug/m3	15.5	3.6	15.5		08/21/17 18:17	108-67-8	
Vinyl acetate	<2.0	ug/m3	11.1	2.0	15.5		08/21/17 18:17	108-05-4	
Vinyl chloride	<2.0	ug/m3	4.0	2.0	15.5		08/21/17 18:17	75-01-4	
m&p-Xylene	<5.4	ug/m3	27.4	5.4	15.5		08/21/17 18:17	179601-23-1	
o-Xylene	<2.7	ug/m3	13.6	2.7	15.5		08/21/17 18:17	95-47-6	

REPORT OF LABORATORY ANALYSIS

This report shall not be reproduced, except in full,
without the written consent of Pace Analytical Services, LLC.

QUALITY CONTROL DATA

Project: PACO_2017-67 Greentree Ctr-Rev
Pace Project No.: 10400143

QC Batch: 492409 Analysis Method: TO-15
QC Batch Method: TO-15 Analysis Description: TO15 MSV AIR Low Level
Associated Lab Samples: 10400143001, 10400143002, 10400143003, 10400143004, 10400143005

METHOD BLANK: 2679160 Matrix: Air
Associated Lab Samples: 10400143001, 10400143002, 10400143003, 10400143004, 10400143005

Parameter	Units	Blank Result	Reporting Limit	Analyzed	Qualifiers
1,1,1-Trichloroethane	ug/m3	<0.34	1.1	08/21/17 08:55	
1,1,2,2-Tetrachloroethane	ug/m3	<0.26	0.70	08/21/17 08:55	
1,1,2-Trichloroethane	ug/m3	<0.22	0.55	08/21/17 08:55	
1,1,2-Trichlorotrifluoroethane	ug/m3	<0.36	1.6	08/21/17 08:55	
1,1-Dichloroethane	ug/m3	<0.21	0.82	08/21/17 08:55	
1,1-Dichloroethene	ug/m3	<0.24	0.81	08/21/17 08:55	
1,2,4-Trichlorobenzene	ug/m3	<0.96	3.8	08/21/17 08:55	
1,2,4-Trimethylbenzene	ug/m3	<0.17	1.0	08/21/17 08:55	
1,2-Dibromoethane (EDB)	ug/m3	<0.30	1.6	08/21/17 08:55	
1,2-Dichlorobenzene	ug/m3	<0.18	1.2	08/21/17 08:55	
1,2-Dichloroethane	ug/m3	<0.19	0.41	08/21/17 08:55	
1,2-Dichloropropane	ug/m3	<0.22	0.94	08/21/17 08:55	
1,3,5-Trimethylbenzene	ug/m3	<0.24	1.0	08/21/17 08:55	
1,3-Butadiene	ug/m3	<0.10	0.45	08/21/17 08:55	
1,3-Dichlorobenzene	ug/m3	<0.14	1.2	08/21/17 08:55	
1,4-Dichlorobenzene	ug/m3	<0.20	1.2	08/21/17 08:55	
2-Butanone (MEK)	ug/m3	<0.20	3.0	08/21/17 08:55	
2-Hexanone	ug/m3	<0.22	4.2	08/21/17 08:55	
2-Propanol	ug/m3	<0.35	2.5	08/21/17 08:55	
4-Ethyltoluene	ug/m3	<0.15	1.0	08/21/17 08:55	
4-Methyl-2-pentanone (MIBK)	ug/m3	<0.24	4.2	08/21/17 08:55	
Acetone	ug/m3	<0.72	2.4	08/21/17 08:55	
Benzene	ug/m3	<0.13	0.32	08/21/17 08:55	
Benzyl chloride	ug/m3	<0.24	2.6	08/21/17 08:55	MN
Bromodichloromethane	ug/m3	<0.23	1.4	08/21/17 08:55	
Bromoform	ug/m3	<0.41	2.1	08/21/17 08:55	
Bromomethane	ug/m3	<0.21	0.79	08/21/17 08:55	
Carbon disulfide	ug/m3	<0.099	0.63	08/21/17 08:55	
Carbon tetrachloride	ug/m3	<0.29	0.64	08/21/17 08:55	
Chlorobenzene	ug/m3	<0.18	0.94	08/21/17 08:55	
Chloroethane	ug/m3	<0.20	0.54	08/21/17 08:55	
Chloroform	ug/m3	<0.21	0.50	08/21/17 08:55	
Chloromethane	ug/m3	<0.11	0.42	08/21/17 08:55	
cis-1,2-Dichloroethene	ug/m3	<0.22	0.81	08/21/17 08:55	
cis-1,3-Dichloropropene	ug/m3	<0.087	0.92	08/21/17 08:55	
Cyclohexane	ug/m3	<0.16	0.70	08/21/17 08:55	
Dibromochloromethane	ug/m3	<0.33	1.7	08/21/17 08:55	
Dichlorodifluoromethane	ug/m3	<0.42	1.0	08/21/17 08:55	
Dichlorotetrafluoroethane	ug/m3	<0.44	1.4	08/21/17 08:55	
Ethanol	ug/m3	<0.46	0.96	08/21/17 08:55	
Ethyl acetate	ug/m3	<0.17	0.73	08/21/17 08:55	

Results presented on this page are in the units indicated by the "Units" column except where an alternate unit is presented to the right of the result.

REPORT OF LABORATORY ANALYSIS

This report shall not be reproduced, except in full,
without the written consent of Pace Analytical Services, LLC.

QUALITY CONTROL DATA

Project: PACO_2017-67 Greentree Ctr-Rev

Pace Project No.: 10400143

METHOD BLANK: 2679160

Matrix: Air

Associated Lab Samples: 10400143001, 10400143002, 10400143003, 10400143004, 10400143005

Parameter	Units	Blank Result	Reporting Limit	Analyzed	Qualifiers
Ethylbenzene	ug/m3	<0.17	0.88	08/21/17 08:55	
Hexachloro-1,3-butadiene	ug/m3	<0.41	2.2	08/21/17 08:55	
m&p-Xylene	ug/m3	<0.35	1.8	08/21/17 08:55	
Methyl-tert-butyl ether	ug/m3	<0.31	3.7	08/21/17 08:55	
Methylene Chloride	ug/m3	<1.5	3.5	08/21/17 08:55	
n-Heptane	ug/m3	<0.21	0.83	08/21/17 08:55	
n-Hexane	ug/m3	<0.15	0.72	08/21/17 08:55	
Naphthalene	ug/m3	<0.58	2.7	08/21/17 08:55	
o-Xylene	ug/m3	<0.18	0.88	08/21/17 08:55	
Propylene	ug/m3	<0.11	0.35	08/21/17 08:55	
Styrene	ug/m3	<0.14	0.87	08/21/17 08:55	
Tetrachloroethene	ug/m3	<0.29	0.69	08/21/17 08:55	
Tetrahydrofuran	ug/m3	<0.10	0.60	08/21/17 08:55	
Toluene	ug/m3	<0.15	0.77	08/21/17 08:55	
trans-1,2-Dichloroethene	ug/m3	<0.20	0.81	08/21/17 08:55	
trans-1,3-Dichloropropene	ug/m3	<0.14	0.92	08/21/17 08:55	
Trichloroethene	ug/m3	<0.20	0.55	08/21/17 08:55	
Trichlorofluoromethane	ug/m3	<0.42	1.1	08/21/17 08:55	
Vinyl acetate	ug/m3	<0.13	0.72	08/21/17 08:55	
Vinyl chloride	ug/m3	<0.13	0.26	08/21/17 08:55	

LABORATORY CONTROL SAMPLE: 2679161

Parameter	Units	Spike Conc.	LCS Result	LCS % Rec	% Rec Limits	Qualifiers
1,1,1-Trichloroethane	ug/m3	55.5	50.4	91	70-134	
1,1,2,2-Tetrachloroethane	ug/m3	69.8	70.0	100	70-130	
1,1,2-Trichloroethane	ug/m3	55.5	53.0	96	70-130	
1,1,2-Trichlorotrifluoroethane	ug/m3	77.9	72.3	93	70-130	
1,1-Dichloroethane	ug/m3	41.1	42.0	102	70-130	
1,1-Dichloroethene	ug/m3	40.3	39.4	98	70-130	
1,2,4-Trichlorobenzene	ug/m3	75.4	71.7	95	60-150	
1,2,4-Trimethylbenzene	ug/m3	50	48.5	97	70-136	
1,2-Dibromoethane (EDB)	ug/m3	78.1	73.1	94	70-130	
1,2-Dichlorobenzene	ug/m3	61.1	62.5	102	70-139	
1,2-Dichloroethane	ug/m3	41.1	35.9	87	70-130	
1,2-Dichloropropane	ug/m3	47	51.2	109	70-131	
1,3,5-Trimethylbenzene	ug/m3	50	49.1	98	70-133	
1,3-Butadiene	ug/m3	22.5	22.7	101	70-130	
1,3-Dichlorobenzene	ug/m3	61.1	60.8	99	70-144	
1,4-Dichlorobenzene	ug/m3	61.1	63.3	104	70-139	
2-Butanone (MEK)	ug/m3	30	31.9	106	70-130	
2-Hexanone	ug/m3	104	106	102	70-138	
2-Propanol	ug/m3	125	115	92	70-130	
4-Ethyltoluene	ug/m3	50	49.3	99	70-135	

Results presented on this page are in the units indicated by the "Units" column except where an alternate unit is presented to the right of the result.

REPORT OF LABORATORY ANALYSIS

This report shall not be reproduced, except in full,
without the written consent of Pace Analytical Services, LLC.

QUALITY CONTROL DATA

Project: PACO_2017-67 Greentree Ctr-Rev

Pace Project No.: 10400143

LABORATORY CONTROL SAMPLE: 2679161

Parameter	Units	Spike Conc.	LCS Result	LCS % Rec	% Rec Limits	Qualifiers
4-Methyl-2-pentanone (MIBK)	ug/m3	104	106	102	70-130	
Acetone	ug/m3	121	119	99	64-130	
Benzene	ug/m3	32.5	33.5	103	70-130	
Benzyl chloride	ug/m3	52.6	49.9	95	70-144	
Bromodichloromethane	ug/m3	68.1	63.9	94	70-134	
Bromoform	ug/m3	105	105	100	70-150	
Bromomethane	ug/m3	39.5	36.1	91	70-130	
Carbon disulfide	ug/m3	31.6	28.6	90	70-134	
Carbon tetrachloride	ug/m3	64	57.8	90	68-150	
Chlorobenzene	ug/m3	46.8	47.1	101	70-132	
Chloroethane	ug/m3	26.8	24.8	92	70-132	
Chloroform	ug/m3	49.6	46.7	94	70-130	
Chloromethane	ug/m3	21	21.0	100	70-130	
cis-1,2-Dichloroethene	ug/m3	40.3	41.7	103	70-133	
cis-1,3-Dichloropropene	ug/m3	46.1	47.5	103	70-137	
Cyclohexane	ug/m3	35	39.9	114	70-130	
Dibromochloromethane	ug/m3	86.6	81.3	94	70-144	
Dichlorodifluoromethane	ug/m3	50.3	42.8	85	70-130	
Dichlorotetrafluoroethane	ug/m3	71	68.0	96	70-130	
Ethanol	ug/m3	91.6	88.2	96	70-136	
Ethyl acetate	ug/m3	36.6	38.4	105	70-130	
Ethylbenzene	ug/m3	44.1	45.0	102	70-134	
Hexachloro-1,3-butadiene	ug/m3	108	111	103	45-150	
m&p-Xylene	ug/m3	88.3	85.9	97	70-130	
Methyl-tert-butyl ether	ug/m3	91.6	92.8	101	66-148	
Methylene Chloride	ug/m3	177	159	90	67-133	
n-Heptane	ug/m3	41.6	49.0	118	70-130	
n-Hexane	ug/m3	35.8	38.7	108	67-132	
Naphthalene	ug/m3	53.3	50.3	94	53-150	
o-Xylene	ug/m3	44.1	44.1	100	70-130	
Propylene	ug/m3	17.5	17.2	98	70-135	
Styrene	ug/m3	43.3	46.3	107	70-139	
Tetrachloroethene	ug/m3	68.9	68.8	100	70-130	
Tetrahydrofuran	ug/m3	30	36.0	120	70-130	
Toluene	ug/m3	38.3	39.1	102	70-130	
trans-1,2-Dichloroethene	ug/m3	40.3	39.2	97	70-131	
trans-1,3-Dichloropropene	ug/m3	46.1	49.3	107	70-142	
Trichloroethene	ug/m3	54.6	56.0	102	70-130	
Trichlorofluoromethane	ug/m3	57.1	51.3	90	70-130	
Vinyl acetate	ug/m3	35.8	38.5	108	70-137	
Vinyl chloride	ug/m3	26	26.1	101	70-130	

Results presented on this page are in the units indicated by the "Units" column except where an alternate unit is presented to the right of the result.

REPORT OF LABORATORY ANALYSIS

This report shall not be reproduced, except in full,
without the written consent of Pace Analytical Services, LLC.

QUALIFIERS

Project: PACO_2017-67 Greentree Ctr-Rev

Pace Project No.: 10400143

DEFINITIONS

DF - Dilution Factor, if reported, represents the factor applied to the reported data due to dilution of the sample aliquot.

ND - Not Detected at or above LOD.

J - Estimated concentration at or above the LOD and below the LOQ.

LOD - Limit of Detection adjusted for dilution factor and percent moisture.

LOQ - Limit of Quantitation adjusted for dilution factor and percent moisture.

S - Surrogate

1,2-Diphenylhydrazine decomposes to and cannot be separated from Azobenzene using Method 8270. The result for each analyte is a combined concentration.

Consistent with EPA guidelines, unrounded data are displayed and have been used to calculate % recovery and RPD values.

LCS(D) - Laboratory Control Sample (Duplicate)

MS(D) - Matrix Spike (Duplicate)

DUP - Sample Duplicate

RPD - Relative Percent Difference

NC - Not Calculable.

SG - Silica Gel - Clean-Up

U - Indicates the compound was analyzed for, but not detected at or above the adjusted LOD.

N-Nitrosodiphenylamine decomposes and cannot be separated from Diphenylamine using Method 8270. The result reported for each analyte is a combined concentration.

Pace Analytical is TNI accredited. Contact your Pace PM for the current list of accredited analytes.

TNI - The NELAC Institute.

LABORATORIES

PASI-M Pace Analytical Services - Minneapolis

ANALYTE QUALIFIERS

A3 The sample was analyzed by serial dilution.

IS The internal standard response is below criteria. Results may be biased high.

MN The reporting limit has been raised in accordance with Minnesota Statutes 4740.2100 Subpart 8. C, D. Reporting Limit Evaluation Rule.

REPORT OF LABORATORY ANALYSIS

This report shall not be reproduced, except in full,
without the written consent of Pace Analytical Services, LLC.

QUALITY CONTROL DATA CROSS REFERENCE TABLE

Project: PACO_2017-67 Greentree Ctr-Rev

Pace Project No.: 10400143

Lab ID	Sample ID	QC Batch Method	QC Batch	Analytical Method	Analytical Batch
10400143001	SV-8	TO-15	492409		
10400143002	SV-4	TO-15	492409		
10400143003	SV-5	TO-15	492409		
10400143004	SV-6	TO-15	492409		
10400143005	SV-7	TO-15	492409		

REPORT OF LABORATORY ANALYSIS

This report shall not be reproduced, except in full,
without the written consent of Pace Analytical Services, LLC.

10400143



AIR: CHAIN-OF-CUSTODY / Analytical Request Document

The Chain-of-Custody is a LEGAL DOCUMENT. All relevant fields must be completed accurately.

Section A Required Client Information:	Section B Required Project Information:	Section C Invoice Information:
Company: APER COMPANIES	Report To: DOE BECKER	Attention: DOE BECKER
Address: 1701 WOODFIELD RD	Copy To:	Company Name: APER COMPANIES
SCHAUMBURG, IL	Purchase Order No.:	Address: 1701 WOODFIELD RD, SCHAMBERG, IL
Email To: SBECKER@APERCO.COM	Project Name: C. LEHR-TECH CENTER	Pace Quote Reference:
Phone: (817) 452-1782	Project Number: PECO-207-67	Pace Project Manager/Sales Rep.
Requested Due Date/TAT:		Pace Profile #:

27749

Page: of

ITEM #	Section D Required Client Information		Valid Media Codes		COLLECTED		Summa Can Number	Flow Control Number	Canister Pressure (Initial Field - psig)	Canister Pressure (Final Field - psig)	3C - Fixed Gas (%)	TO-15 Short List*	Pace Lab ID
	AIR SAMPLE ID	Sample IDs MUST BE UNIQUE	MEDIA	CODE	DATE	TIME							
1	SV-3			1L	8-16-17	15:10	1036	563	-30	-5		X	001
2	SV-4			1L		14:00	3018	2825	80	-5		X	002
3	SV-5			6LC		13:55	1603	0722	-25	-5		X	003
4	SV-6			LVP		13:00		0912	-29	-5		X	004
5	SV-7			HVP		12:30	0741	247	-28	-5		X	005

REQUIREMENTS BY AFFILIATION	DATE	TIME	ACCEPTED BY / AFFILIATION	DATE	TIME	SAMPLE CONDITIONS
<i>[Signature]</i>	8-16-17	6:00	<i>[Signature]</i>	8-17	10:20	Received on Ice Y/N Sealed Cooler Y/N Samples Intact Y/N


SAMPLER NAME AND SIGNATURE
PRINT Name of SAMPLER:
SIGNATURE of SAMPLER:

ORIGINAL

Air Sample Condition Upon Receipt **Client Name:** Apex Companies **Project #:** **WO#: 10400143**

Courier: Fed Ex UPS Speedee Client
 Commercial Pace Other: _____

Tracking Number: 7300 9905 8551, 8562



Custody Seal on Cooler/Box Present? Yes No **Seals Intact?** Yes No

Packing Material: Bubble Wrap Bubble Bags Foam None Tin Can Other: _____ **Temp Blank rec:** Yes No

Temp. (TO17 and TO13 samples only) (°C): _____ **Corrected Temp (°C):** _____ **Thermom. Used:** B88A912167504 151401163
 B88A0143310098 151401164

Temp should be above freezing to 6°C **Correction Factor:** _____ **Date & Initials of Person Examining Contents:** MDJS 8/18/17

Type of ice Received Blue Wet None

				Comments:
Chain of Custody Present?	<input checked="" type="checkbox"/> Yes	<input type="checkbox"/> No	<input type="checkbox"/> N/A	1.
Chain of Custody Filled Out?	<input checked="" type="checkbox"/> Yes	<input type="checkbox"/> No	<input type="checkbox"/> N/A	2.
Chain of Custody Relinquished?	<input checked="" type="checkbox"/> Yes	<input type="checkbox"/> No	<input type="checkbox"/> N/A	3.
Sampler Name and/or Signature on COC?	<input type="checkbox"/> Yes	<input checked="" type="checkbox"/> No	<input type="checkbox"/> N/A	4.
Samples Arrived within Hold Time?	<input checked="" type="checkbox"/> Yes	<input type="checkbox"/> No	<input type="checkbox"/> N/A	5.
Short Hold Time Analysis (<72 hr)?	<input checked="" type="checkbox"/> Yes	<input checked="" type="checkbox"/> No	<input type="checkbox"/> N/A	6. <u>MS 8/18/17</u>
Rush Turn Around Time Requested?	<input type="checkbox"/> Yes	<input checked="" type="checkbox"/> No	<input type="checkbox"/> N/A	7.
Sufficient Volume?	<input checked="" type="checkbox"/> Yes	<input type="checkbox"/> No	<input type="checkbox"/> N/A	8.
Correct Containers Used?	<input checked="" type="checkbox"/> Yes	<input type="checkbox"/> No	<input type="checkbox"/> N/A	9.
-Pace Containers Used?	<input checked="" type="checkbox"/> Yes	<input type="checkbox"/> No	<input type="checkbox"/> N/A	
Containers Intact?	<input checked="" type="checkbox"/> Yes	<input type="checkbox"/> No	<input type="checkbox"/> N/A	10.
Media: <u>Air Can</u> Airbag Filter TDT Passive				11.
Sample Labels Match COC?	<input checked="" type="checkbox"/> Yes	<input type="checkbox"/> No	<input type="checkbox"/> N/A	12.

Samples Received: FFFT

Canisters			Canisters		
Sample Number	Can ID	Flow Controller ID	Sample Number	Can ID	Flow Controller ID

CLIENT NOTIFICATION/RESOLUTION **Field Data Required?** Yes No

Person Contacted: Joe Becker Date/Time: 8/18/17

Comments/Resolution: state of sampling is WI- PM confirmed with Joe Becker on 8/18/17

Project Manager Review: Megan McCalve **Date:** 8/18/17

Note: Whenever there is a discrepancy affecting North Carolina compliance samples, a copy of this form will be sent to the North Carolina DEHNR Certification Office (i.e. out of hold, incorrect preservative, out of temp, incorrect containers)

September 25, 2017

Joseph Becker
Apex Companies, LLC
1701 East Woodfield Road
Suite 333
Schaumburg, IL 60173

RE: Project: P5CO-2017-67 Greentree Cleaner
Pace Project No.: 10403290

Dear Joseph Becker:

Enclosed are the analytical results for sample(s) received by the laboratory on September 14, 2017. The results relate only to the samples included in this report. Results reported herein conform to the most current, applicable TNI/NELAC standards and the laboratory's Quality Assurance Manual, where applicable, unless otherwise noted in the body of the report.

If you have any questions concerning this report, please feel free to contact me.

Sincerely,

Carolynne Trout

Carolynne Trout
carolynne.trout@pacelabs.com
1(612)607-6351
Project Manager

Enclosures



REPORT OF LABORATORY ANALYSIS

This report shall not be reproduced, except in full,
without the written consent of Pace Analytical Services, LLC.

CERTIFICATIONS

Project: P5CO-2017-67 Greentree Cleaner

Pace Project No.: 10403290

Minnesota Certification IDs

1700 Elm Street SE, Suite 200, Minneapolis, MN 55414-2485

A2LA Certification #: 2926.01

Alabama Certification #: 40770

Alaska Contaminated Sites Certification #: UST-078

Alaska DW Certification #: MN00064

Arizona Certification #: AZ0014

Arkansas Certification #: 88-0680

California Certification #: MN00064

CNMI Saipan Certification #: MP0003

Colorado Certification #: MN00064

Connecticut Certification #: PH-0256

EPA Region 8+Wyoming Certification #: via MN 027-053-137

Florida Certification #: E87605

Georgia Certification #: 959

Guam EPA Certification #: MN00064

Hawaii Certification #: MN00064

Idaho Certification #: MN00064

Illinois Certification #: 200011

Indiana Certification #: C-MN-01

Iowa Certification #: 368

Kansas Certification #: E-10167

Kentucky DW Certification #: 90062

Kentucky WW Certification #: 90062

Louisiana DEQ Certification #: 03086

Louisiana DW Certification #: MN00064

Maine Certification #: MN00064

Maryland Certification #: 322

Massachusetts Certification #: M-MN064

Michigan Certification #: 9909

Minnesota Certification #: 027-053-137

Mississippi Certification #: MN00064

Montana Certification #: CERT0092

Nebraska Certification #: NE-OS-18-06

Nevada Certification #: MN00064

New Hampshire Certification #: 2081

New Jersey Certification #: MN002

New York Certification #: 11647

North Carolina DW Certification #: 27700

North Carolina WW Certification #: 530

North Dakota Certification #: R-036

Ohio DW Certification #: 41244

Ohio VAP Certification #: CL101

Oklahoma Certification #: 9507

Oregon NwTPH Certification #: MN300001

Oregon Secondary Certification #: MN200001

Pennsylvania Certification #: 68-00563

Puerto Rico Certification #: MN00064

South Carolina Certification #: 74003001

Tennessee Certification #: TN02818

Texas Certification #: T104704192

Utah Certification #: MN00064

Virginia Certification #: 460163

Washington Certification #: C486

West Virginia DW Certification #: 9952 C

West Virginia DEP Certification #: 382

Wisconsin Certification #: 999407970

Wyoming via EPA Region 8 Certification #: 8TMS-L

REPORT OF LABORATORY ANALYSIS

This report shall not be reproduced, except in full,
without the written consent of Pace Analytical Services, LLC.

SAMPLE SUMMARY

Project: P5CO-2017-67 Greentree Cleaner

Pace Project No.: 10403290

Lab ID	Sample ID	Matrix	Date Collected	Date Received
10403290001	SV-9	Air	09/13/17 11:27	09/14/17 10:00
10403290002	SV-10	Air	09/13/17 11:51	09/14/17 10:00
10403290003	SV-11	Air	09/13/17 12:23	09/14/17 10:00

REPORT OF LABORATORY ANALYSIS

This report shall not be reproduced, except in full,
without the written consent of Pace Analytical Services, LLC.

SAMPLE ANALYTE COUNT

Project: P5CO-2017-67 Greentree Cleaner

Pace Project No.: 10403290

Lab ID	Sample ID	Method	Analysts	Analytes Reported	Laboratory
10403290001	SV-9	TO-15	NCK	61	PASI-M
10403290002	SV-10	TO-15	NCK	61	PASI-M
10403290003	SV-11	TO-15	NCK	64	PASI-M

REPORT OF LABORATORY ANALYSIS

This report shall not be reproduced, except in full,
without the written consent of Pace Analytical Services, LLC.

ANALYTICAL RESULTS

Project: P5CO-2017-67 Greentree Cleaner

Pace Project No.: 10403290

Sample: SV-9 **Lab ID: 10403290001** Collected: 09/13/17 11:27 Received: 09/14/17 10:00 Matrix: Air

Parameters	Results	Units	LOQ	LOD	DF	Prepared	Analyzed	CAS No.	Qual
TO15 MSV AIR Analytical Method: TO-15									
Acetone	100	ug/m3	4.1	2.5	1.68		09/21/17 04:21	67-64-1	
Benzene	2.8	ug/m3	0.55	0.25	1.68		09/21/17 04:21	71-43-2	
Benzyl chloride	<0.40	ug/m3	1.8	0.40	1.68		09/21/17 04:21	100-44-7	
Bromodichloromethane	<0.60	ug/m3	2.3	0.60	1.68		09/21/17 04:21	75-27-4	
Bromoform	<1.2	ug/m3	3.5	1.2	1.68		09/21/17 04:21	75-25-2	
Bromomethane	<0.35	ug/m3	1.3	0.35	1.68		09/21/17 04:21	74-83-9	
1,3-Butadiene	<0.35	ug/m3	0.76	0.35	1.68		09/21/17 04:21	106-99-0	
2-Butanone (MEK)	8.1	ug/m3	5.0	0.34	1.68		09/21/17 04:21	78-93-3	
Carbon disulfide	0.53J	ug/m3	1.1	0.30	1.68		09/21/17 04:21	75-15-0	
Carbon tetrachloride	0.64J	ug/m3	1.1	0.53	1.68		09/21/17 04:21	56-23-5	
Chlorobenzene	<0.30	ug/m3	1.6	0.30	1.68		09/21/17 04:21	108-90-7	
Chloroethane	<0.34	ug/m3	0.91	0.34	1.68		09/21/17 04:21	75-00-3	
Chloroform	2.0	ug/m3	0.83	0.39	1.68		09/21/17 04:21	67-66-3	
Chloromethane	<0.23	ug/m3	0.71	0.23	1.68		09/21/17 04:21	74-87-3	
Cyclohexane	4.6	ug/m3	1.2	0.38	1.68		09/21/17 04:21	110-82-7	
Dibromochloromethane	<0.74	ug/m3	2.9	0.74	1.68		09/21/17 04:21	124-48-1	
1,2-Dibromoethane (EDB)	<0.56	ug/m3	2.6	0.56	1.68		09/21/17 04:21	106-93-4	
1,2-Dichlorobenzene	<0.55	ug/m3	2.0	0.55	1.68		09/21/17 04:21	95-50-1	
1,3-Dichlorobenzene	<0.78	ug/m3	2.0	0.78	1.68		09/21/17 04:21	541-73-1	
1,4-Dichlorobenzene	<0.35	ug/m3	2.0	0.35	1.68		09/21/17 04:21	106-46-7	
Dichlorodifluoromethane	49.0	ug/m3	1.7	0.70	1.68		09/21/17 04:21	75-71-8	
1,1-Dichloroethane	<0.36	ug/m3	1.4	0.36	1.68		09/21/17 04:21	75-34-3	
1,2-Dichloroethane	<0.33	ug/m3	0.69	0.33	1.68		09/21/17 04:21	107-06-2	
1,1-Dichloroethene	<0.40	ug/m3	1.4	0.40	1.68		09/21/17 04:21	75-35-4	
cis-1,2-Dichloroethene	<0.57	ug/m3	1.4	0.57	1.68		09/21/17 04:21	156-59-2	
trans-1,2-Dichloroethene	<0.50	ug/m3	1.4	0.50	1.68		09/21/17 04:21	156-60-5	
1,2-Dichloropropane	<0.51	ug/m3	1.6	0.51	1.68		09/21/17 04:21	78-87-5	
cis-1,3-Dichloropropene	<0.41	ug/m3	1.5	0.41	1.68		09/21/17 04:21	10061-01-5	
trans-1,3-Dichloropropene	<0.71	ug/m3	1.5	0.71	1.68		09/21/17 04:21	10061-02-6	
Dichlorotetrafluoroethane	<0.74	ug/m3	2.4	0.74	1.68		09/21/17 04:21	76-14-2	
Ethanol	111	ug/m3	1.6	0.78	1.68		09/21/17 04:21	64-17-5	
Ethyl acetate	<0.33	ug/m3	1.2	0.33	1.68		09/21/17 04:21	141-78-6	
Ethylbenzene	4.0	ug/m3	1.5	0.29	1.68		09/21/17 04:21	100-41-4	
4-Ethyltoluene	1.1J	ug/m3	1.7	0.36	1.68		09/21/17 04:21	622-96-8	
n-Heptane	4.2	ug/m3	1.4	0.35	1.68		09/21/17 04:21	142-82-5	
Hexachloro-1,3-butadiene	<1.5	ug/m3	3.6	1.5	1.68		09/21/17 04:21	87-68-3	
n-Hexane	5.9	ug/m3	1.2	0.56	1.68		09/21/17 04:21	110-54-3	
2-Hexanone	<1.0	ug/m3	7.0	1.0	1.68		09/21/17 04:21	591-78-6	
Methylene Chloride	6.7	ug/m3	5.9	2.6	1.68		09/21/17 04:21	75-09-2	
4-Methyl-2-pentanone (MIBK)	<0.60	ug/m3	7.0	0.60	1.68		09/21/17 04:21	108-10-1	
Methyl-tert-butyl ether	<1.1	ug/m3	6.2	1.1	1.68		09/21/17 04:21	1634-04-4	
Naphthalene	<1.0	ug/m3	4.5	1.0	1.68		09/21/17 04:21	91-20-3	
2-Propanol	20.7	ug/m3	4.2	2.1	1.68		09/21/17 04:21	67-63-0	
Propylene	<0.26	ug/m3	0.59	0.26	1.68		09/21/17 04:21	115-07-1	
Styrene	1.3J	ug/m3	1.5	0.28	1.68		09/21/17 04:21	100-42-5	
1,1,2,2-Tetrachloroethane	<0.49	ug/m3	1.2	0.49	1.68		09/21/17 04:21	79-34-5	

REPORT OF LABORATORY ANALYSIS

This report shall not be reproduced, except in full,
without the written consent of Pace Analytical Services, LLC.

ANALYTICAL RESULTS

Project: P5CO-2017-67 Greentree Cleaner

Project No.: 10403290

Sample: SV-9 **Lab ID: 10403290001** Collected: 09/13/17 11:27 Received: 09/14/17 10:00 Matrix: Air

Parameters	Results	Units	LOQ	LOD	DF	Prepared	Analyzed	CAS No.	Qual
TO15 MSV AIR Analytical Method: TO-15									
Tetrachloroethene	100	ug/m3	1.2	0.48	1.68		09/21/17 04:21	127-18-4	
Tetrahydrofuran	<0.46	ug/m3	1.0	0.46	1.68		09/21/17 04:21	109-99-9	
Toluene	19.5	ug/m3	1.3	0.27	1.68		09/21/17 04:21	108-88-3	
1,2,4-Trichlorobenzene	<1.6	ug/m3	6.3	1.6	1.68		09/21/17 04:21	120-82-1	
1,1,1-Trichloroethane	<0.57	ug/m3	1.9	0.57	1.68		09/21/17 04:21	71-55-6	
1,1,2-Trichloroethane	<0.38	ug/m3	0.92	0.38	1.68		09/21/17 04:21	79-00-5	
Trichloroethene	1.8	ug/m3	0.92	0.45	1.68		09/21/17 04:21	79-01-6	
Trichlorofluoromethane	1.8J	ug/m3	1.9	0.70	1.68		09/21/17 04:21	75-69-4	
1,1,2-Trichlorotrifluoroethane	<0.62	ug/m3	2.7	0.62	1.68		09/21/17 04:21	76-13-1	
1,2,4-Trimethylbenzene	5.2	ug/m3	1.7	0.29	1.68		09/21/17 04:21	95-63-6	
1,3,5-Trimethylbenzene	1.6J	ug/m3	1.7	0.69	1.68		09/21/17 04:21	108-67-8	
Vinyl acetate	3.5	ug/m3	1.2	0.26	1.68		09/21/17 04:21	108-05-4	
Vinyl chloride	<0.21	ug/m3	0.44	0.21	1.68		09/21/17 04:21	75-01-4	
m&p-Xylene	7.1	ug/m3	3.0	0.59	1.68		09/21/17 04:21	179601-23-1	
o-Xylene	3.3	ug/m3	1.5	0.62	1.68		09/21/17 04:21	95-47-6	

Sample: SV-10 **Lab ID: 10403290002** Collected: 09/13/17 11:51 Received: 09/14/17 10:00 Matrix: Air

Parameters	Results	Units	LOQ	LOD	DF	Prepared	Analyzed	CAS No.	Qual
TO15 MSV AIR Analytical Method: TO-15									
Acetone	285	ug/m3	4.2	2.6	1.75		09/21/17 04:57	67-64-1	
Benzene	4.3	ug/m3	0.57	0.26	1.75		09/21/17 04:57	71-43-2	
Benzyl chloride	<0.41	ug/m3	1.8	0.41	1.75		09/21/17 04:57	100-44-7	
Bromodichloromethane	<0.62	ug/m3	2.4	0.62	1.75		09/21/17 04:57	75-27-4	
Bromoform	<1.2	ug/m3	3.7	1.2	1.75		09/21/17 04:57	75-25-2	
Bromomethane	<0.36	ug/m3	1.4	0.36	1.75		09/21/17 04:57	74-83-9	
1,3-Butadiene	<0.36	ug/m3	0.79	0.36	1.75		09/21/17 04:57	106-99-0	
2-Butanone (MEK)	7.6	ug/m3	5.2	0.36	1.75		09/21/17 04:57	78-93-3	
Carbon disulfide	<0.31	ug/m3	1.1	0.31	1.75		09/21/17 04:57	75-15-0	
Carbon tetrachloride	<0.56	ug/m3	1.1	0.56	1.75		09/21/17 04:57	56-23-5	
Chlorobenzene	<0.31	ug/m3	1.6	0.31	1.75		09/21/17 04:57	108-90-7	
Chloroethane	<0.36	ug/m3	0.94	0.36	1.75		09/21/17 04:57	75-00-3	
Chloroform	5.6	ug/m3	0.87	0.40	1.75		09/21/17 04:57	67-66-3	
Chloromethane	<0.23	ug/m3	0.74	0.23	1.75		09/21/17 04:57	74-87-3	
Cyclohexane	3.8	ug/m3	1.2	0.40	1.75		09/21/17 04:57	110-82-7	
Dibromochloromethane	<0.77	ug/m3	3.0	0.77	1.75		09/21/17 04:57	124-48-1	
1,2-Dibromoethane (EDB)	<0.58	ug/m3	2.7	0.58	1.75		09/21/17 04:57	106-93-4	
1,2-Dichlorobenzene	<0.57	ug/m3	2.1	0.57	1.75		09/21/17 04:57	95-50-1	
1,3-Dichlorobenzene	<0.82	ug/m3	2.1	0.82	1.75		09/21/17 04:57	541-73-1	
1,4-Dichlorobenzene	<0.36	ug/m3	2.1	0.36	1.75		09/21/17 04:57	106-46-7	
Dichlorodifluoromethane	2.8	ug/m3	1.8	0.73	1.75		09/21/17 04:57	75-71-8	
1,1-Dichloroethane	<0.37	ug/m3	1.4	0.37	1.75		09/21/17 04:57	75-34-3	
1,2-Dichloroethane	<0.35	ug/m3	0.72	0.35	1.75		09/21/17 04:57	107-06-2	

REPORT OF LABORATORY ANALYSIS

This report shall not be reproduced, except in full,
without the written consent of Pace Analytical Services, LLC.

ANALYTICAL RESULTS

Project: P5CO-2017-67 Greentree Cleaner

Project No.: 10403290

Sample: **SV-10** Lab ID: **10403290002** Collected: 09/13/17 11:51 Received: 09/14/17 10:00 Matrix: Air

Parameters	Results	Units	LOQ	LOD	DF	Prepared	Analyzed	CAS No.	Qual
TO15 MSV AIR Analytical Method: TO-15									
1,1-Dichloroethene	<0.41	ug/m3	1.4	0.41	1.75		09/21/17 04:57	75-35-4	
cis-1,2-Dichloroethene	<0.60	ug/m3	1.4	0.60	1.75		09/21/17 04:57	156-59-2	
trans-1,2-Dichloroethene	<0.52	ug/m3	1.4	0.52	1.75		09/21/17 04:57	156-60-5	
1,2-Dichloropropane	<0.54	ug/m3	1.6	0.54	1.75		09/21/17 04:57	78-87-5	
cis-1,3-Dichloropropene	<0.43	ug/m3	1.6	0.43	1.75		09/21/17 04:57	10061-01-5	
trans-1,3-Dichloropropene	<0.74	ug/m3	1.6	0.74	1.75		09/21/17 04:57	10061-02-6	
Dichlorotetrafluoroethane	<0.77	ug/m3	2.5	0.77	1.75		09/21/17 04:57	76-14-2	
Ethanol	699	ug/m3	1.7	0.81	1.75		09/21/17 04:57	64-17-5	E
Ethyl acetate	<0.34	ug/m3	1.3	0.34	1.75		09/21/17 04:57	141-78-6	
Ethylbenzene	3.3	ug/m3	1.5	0.30	1.75		09/21/17 04:57	100-41-4	
4-Ethyltoluene	2.0	ug/m3	1.8	0.37	1.75		09/21/17 04:57	622-96-8	
n-Heptane	3.7	ug/m3	1.5	0.37	1.75		09/21/17 04:57	142-82-5	
Hexachloro-1,3-butadiene	<1.5	ug/m3	3.8	1.5	1.75		09/21/17 04:57	87-68-3	
n-Hexane	5.3	ug/m3	1.3	0.58	1.75		09/21/17 04:57	110-54-3	
2-Hexanone	<1.1	ug/m3	7.3	1.1	1.75		09/21/17 04:57	591-78-6	
Methylene Chloride	<2.7	ug/m3	6.2	2.7	1.75		09/21/17 04:57	75-09-2	
4-Methyl-2-pentanone (MIBK)	<0.62	ug/m3	7.3	0.62	1.75		09/21/17 04:57	108-10-1	
Methyl-tert-butyl ether	<1.2	ug/m3	6.4	1.2	1.75		09/21/17 04:57	1634-04-4	
Naphthalene	<1.0	ug/m3	4.7	1.0	1.75		09/21/17 04:57	91-20-3	
2-Propanol	485	ug/m3	4.4	2.2	1.75		09/21/17 04:57	67-63-0	
Propylene	<0.27	ug/m3	0.61	0.27	1.75		09/21/17 04:57	115-07-1	
Styrene	1.3J	ug/m3	1.5	0.29	1.75		09/21/17 04:57	100-42-5	
1,1,2,2-Tetrachloroethane	2.8	ug/m3	1.2	0.51	1.75		09/21/17 04:57	79-34-5	
Tetrachloroethene	127	ug/m3	1.2	0.50	1.75		09/21/17 04:57	127-18-4	
Tetrahydrofuran	<0.48	ug/m3	1.0	0.48	1.75		09/21/17 04:57	109-99-9	
Toluene	12.9	ug/m3	1.3	0.28	1.75		09/21/17 04:57	108-88-3	
1,2,4-Trichlorobenzene	<1.7	ug/m3	6.6	1.7	1.75		09/21/17 04:57	120-82-1	
1,1,1-Trichloroethane	<0.60	ug/m3	1.9	0.60	1.75		09/21/17 04:57	71-55-6	
1,1,2-Trichloroethane	<0.39	ug/m3	0.96	0.39	1.75		09/21/17 04:57	79-00-5	
Trichloroethene	1.5	ug/m3	0.96	0.47	1.75		09/21/17 04:57	79-01-6	
Trichlorofluoromethane	1.5J	ug/m3	2.0	0.73	1.75		09/21/17 04:57	75-69-4	
1,1,2-Trichlorotrifluoroethane	<0.65	ug/m3	2.8	0.65	1.75		09/21/17 04:57	76-13-1	
1,2,4-Trimethylbenzene	7.8	ug/m3	1.7	0.30	1.75		09/21/17 04:57	95-63-6	
1,3,5-Trimethylbenzene	3.3	ug/m3	1.7	0.72	1.75		09/21/17 04:57	108-67-8	
Vinyl acetate	<0.27	ug/m3	1.3	0.27	1.75		09/21/17 04:57	108-05-4	
Vinyl chloride	<0.22	ug/m3	0.46	0.22	1.75		09/21/17 04:57	75-01-4	
m&p-Xylene	7.4	ug/m3	3.1	0.61	1.75		09/21/17 04:57	179601-23-1	
o-Xylene	3.5	ug/m3	1.5	0.65	1.75		09/21/17 04:57	95-47-6	

REPORT OF LABORATORY ANALYSIS

This report shall not be reproduced, except in full,
without the written consent of Pace Analytical Services, LLC.

ANALYTICAL RESULTS

Project: P5CO-2017-67 Greentree Cleaner

Pace Project No.: 10403290

Sample: SV-11 **Lab ID: 10403290003** Collected: 09/13/17 12:23 Received: 09/14/17 10:00 Matrix: Air

Parameters	Results	Units	LOQ	LOD	DF	Prepared	Analyzed	CAS No.	Qual
TO15 MSV AIR		Analytical Method: TO-15							
Acetone	445	ug/m3	4.2	2.6	1.75		09/21/17 05:32	67-64-1	
Benzene	4.7	ug/m3	0.57	0.26	1.75		09/21/17 05:32	71-43-2	
Benzyl chloride	<0.41	ug/m3	1.8	0.41	1.75		09/21/17 05:32	100-44-7	
Bromodichloromethane	<0.62	ug/m3	2.4	0.62	1.75		09/21/17 05:32	75-27-4	
Bromoform	<1.2	ug/m3	3.7	1.2	1.75		09/21/17 05:32	75-25-2	
Bromomethane	<0.36	ug/m3	1.4	0.36	1.75		09/21/17 05:32	74-83-9	
1,3-Butadiene	<0.36	ug/m3	0.79	0.36	1.75		09/21/17 05:32	106-99-0	
2-Butanone (MEK)	31.9	ug/m3	5.2	0.36	1.75		09/21/17 05:32	78-93-3	
Carbon disulfide	0.72J	ug/m3	1.1	0.31	1.75		09/21/17 05:32	75-15-0	
Carbon tetrachloride	0.76J	ug/m3	1.1	0.56	1.75		09/21/17 05:32	56-23-5	
Chlorobenzene	<0.31	ug/m3	1.6	0.31	1.75		09/21/17 05:32	108-90-7	
Chloroethane	<0.36	ug/m3	0.94	0.36	1.75		09/21/17 05:32	75-00-3	
Chloroform	36.5	ug/m3	0.87	0.40	1.75		09/21/17 05:32	67-66-3	
Chloromethane	<0.23	ug/m3	0.74	0.23	1.75		09/21/17 05:32	74-87-3	
Cyclohexane	8.2	ug/m3	1.2	0.40	1.75		09/21/17 05:32	110-82-7	
Dibromochloromethane	<0.77	ug/m3	3.0	0.77	1.75		09/21/17 05:32	124-48-1	
1,2-Dibromoethane (EDB)	<0.58	ug/m3	2.7	0.58	1.75		09/21/17 05:32	106-93-4	
1,2-Dichlorobenzene	<0.57	ug/m3	2.1	0.57	1.75		09/21/17 05:32	95-50-1	
1,3-Dichlorobenzene	<0.82	ug/m3	2.1	0.82	1.75		09/21/17 05:32	541-73-1	
1,4-Dichlorobenzene	<0.36	ug/m3	2.1	0.36	1.75		09/21/17 05:32	106-46-7	
Dichlorodifluoromethane	32.6	ug/m3	1.8	0.73	1.75		09/21/17 05:32	75-71-8	
1,1-Dichloroethane	<0.37	ug/m3	1.4	0.37	1.75		09/21/17 05:32	75-34-3	
1,2-Dichloroethane	<0.35	ug/m3	0.72	0.35	1.75		09/21/17 05:32	107-06-2	
1,1-Dichloroethene	<0.41	ug/m3	1.4	0.41	1.75		09/21/17 05:32	75-35-4	
cis-1,2-Dichloroethene	<0.60	ug/m3	1.4	0.60	1.75		09/21/17 05:32	156-59-2	
trans-1,2-Dichloroethene	<0.52	ug/m3	1.4	0.52	1.75		09/21/17 05:32	156-60-5	
1,2-Dichloropropane	<0.54	ug/m3	1.6	0.54	1.75		09/21/17 05:32	78-87-5	
cis-1,3-Dichloropropene	<0.43	ug/m3	1.6	0.43	1.75		09/21/17 05:32	10061-01-5	
trans-1,3-Dichloropropene	<0.74	ug/m3	1.6	0.74	1.75		09/21/17 05:32	10061-02-6	
Dichlorotetrafluoroethane	<0.77	ug/m3	2.5	0.77	1.75		09/21/17 05:32	76-14-2	
Ethanol	421	ug/m3	1.7	0.81	1.75		09/21/17 05:32	64-17-5	
Ethyl acetate	<0.34	ug/m3	1.3	0.34	1.75		09/21/17 05:32	141-78-6	
Ethylbenzene	5.1	ug/m3	1.5	0.30	1.75		09/21/17 05:32	100-41-4	
4-Ethyltoluene	<0.37	ug/m3	1.8	0.37	1.75		09/21/17 05:32	622-96-8	
n-Heptane	6.9	ug/m3	1.5	0.37	1.75		09/21/17 05:32	142-82-5	
Hexachloro-1,3-butadiene	<1.5	ug/m3	3.8	1.5	1.75		09/21/17 05:32	87-68-3	
n-Hexane	10.9	ug/m3	1.3	0.58	1.75		09/21/17 05:32	110-54-3	
2-Hexanone	<1.1	ug/m3	7.3	1.1	1.75		09/21/17 05:32	591-78-6	
Methylene Chloride	<2.7	ug/m3	6.2	2.7	1.75		09/21/17 05:32	75-09-2	
4-Methyl-2-pentanone (MIBK)	9.4	ug/m3	7.3	0.62	1.75		09/21/17 05:32	108-10-1	
Methyl-tert-butyl ether	<1.2	ug/m3	6.4	1.2	1.75		09/21/17 05:32	1634-04-4	
Naphthalene	<1.0	ug/m3	4.7	1.0	1.75		09/21/17 05:32	91-20-3	
2-Propanol	84.4	ug/m3	4.4	2.2	1.75		09/21/17 05:32	67-63-0	
Propylene	<0.27	ug/m3	0.61	0.27	1.75		09/21/17 05:32	115-07-1	
Styrene	2.1	ug/m3	1.5	0.29	1.75		09/21/17 05:32	100-42-5	
1,1,2,2-Tetrachloroethane	<0.51	ug/m3	1.2	0.51	1.75		09/21/17 05:32	79-34-5	

REPORT OF LABORATORY ANALYSIS

This report shall not be reproduced, except in full,
without the written consent of Pace Analytical Services, LLC.

ANALYTICAL RESULTS

Project: P5CO-2017-67 Greentree Cleaner

Pace Project No.: 10403290

Sample: SV-11 **Lab ID: 10403290003** Collected: 09/13/17 12:23 Received: 09/14/17 10:00 Matrix: Air

Parameters	Results	Units	LOQ	LOD	DF	Prepared	Analyzed	CAS No.	Qual
TO15 MSV AIR		Analytical Method: TO-15							
Tetrachloroethene	4530	ug/m3	60.3	25.1	87.5		09/21/17 17:22	127-18-4	
Tetrahydrofuran	25.8	ug/m3	1.0	0.48	1.75		09/21/17 05:32	109-99-9	
Toluene	12.5	ug/m3	1.3	0.28	1.75		09/21/17 05:32	108-88-3	
1,2,4-Trichlorobenzene	<1.7	ug/m3	6.6	1.7	1.75		09/21/17 05:32	120-82-1	
1,1,1-Trichloroethane	<0.60	ug/m3	1.9	0.60	1.75		09/21/17 05:32	71-55-6	
1,1,2-Trichloroethane	<0.39	ug/m3	0.96	0.39	1.75		09/21/17 05:32	79-00-5	
Trichloroethene	68.8	ug/m3	0.96	0.47	1.75		09/21/17 05:32	79-01-6	
Trichlorofluoromethane	2.6	ug/m3	2.0	0.73	1.75		09/21/17 05:32	75-69-4	
1,1,2-Trichlorotrifluoroethane	<0.65	ug/m3	2.8	0.65	1.75		09/21/17 05:32	76-13-1	
1,2,4-Trimethylbenzene	5.3	ug/m3	1.7	0.30	1.75		09/21/17 05:32	95-63-6	
1,3,5-Trimethylbenzene	1.7J	ug/m3	1.7	0.72	1.75		09/21/17 05:32	108-67-8	
Vinyl acetate	<0.27	ug/m3	1.3	0.27	1.75		09/21/17 05:32	108-05-4	
Vinyl chloride	<0.22	ug/m3	0.46	0.22	1.75		09/21/17 05:32	75-01-4	
m&p-Xylene	10.4	ug/m3	3.1	0.61	1.75		09/21/17 05:32	179601-23-1	
o-Xylene	4.1	ug/m3	1.5	0.65	1.75		09/21/17 05:32	95-47-6	
Surrogates									
Toluene-d8 (S)	448	%	30-150		87.5		09/21/17 17:22	2037-26-5	
1,4-Dichlorobenzene-d4 (S)	513	%	30-150		87.5		09/21/17 17:22	3855-82-1	
Hexane-d14 (S)	538	%	30-150		87.5		09/21/17 17:22	21666-38-6	

REPORT OF LABORATORY ANALYSIS

This report shall not be reproduced, except in full,
without the written consent of Pace Analytical Services, LLC.

QUALITY CONTROL DATA

Project: P5CO-2017-67 Greentree Cleaner

Pace Project No.: 10403290

QC Batch: 497871

Analysis Method: TO-15

QC Batch Method: TO-15

Analysis Description: TO15 MSV AIR Low Level

Associated Lab Samples: 10403290001, 10403290002, 10403290003

METHOD BLANK: 2706990

Matrix: Air

Associated Lab Samples: 10403290001, 10403290002, 10403290003

Parameter	Units	Blank Result	Reporting Limit	Analyzed	Qualifiers
1,1,1-Trichloroethane	ug/m3	<0.34	1.1	09/20/17 16:30	
1,1,2,2-Tetrachloroethane	ug/m3	<0.29	0.70	09/20/17 16:30	
1,1,2-Trichloroethane	ug/m3	<0.22	0.55	09/20/17 16:30	
1,1,2-Trichlorotrifluoroethane	ug/m3	<0.37	1.6	09/20/17 16:30	
1,1-Dichloroethane	ug/m3	<0.21	0.82	09/20/17 16:30	
1,1-Dichloroethene	ug/m3	<0.24	0.81	09/20/17 16:30	
1,2,4-Trichlorobenzene	ug/m3	<0.96	3.8	09/20/17 16:30	
1,2,4-Trimethylbenzene	ug/m3	<0.17	1.0	09/20/17 16:30	
1,2-Dibromoethane (EDB)	ug/m3	<0.33	1.6	09/20/17 16:30	
1,2-Dichlorobenzene	ug/m3	<0.33	1.2	09/20/17 16:30	
1,2-Dichloroethane	ug/m3	<0.20	0.41	09/20/17 16:30	
1,2-Dichloropropane	ug/m3	<0.31	0.94	09/20/17 16:30	
1,3,5-Trimethylbenzene	ug/m3	<0.41	1.0	09/20/17 16:30	
1,3-Butadiene	ug/m3	<0.21	0.45	09/20/17 16:30	
1,3-Dichlorobenzene	ug/m3	<0.47	1.2	09/20/17 16:30	
1,4-Dichlorobenzene	ug/m3	<0.21	1.2	09/20/17 16:30	
2-Butanone (MEK)	ug/m3	<0.20	3.0	09/20/17 16:30	
2-Hexanone	ug/m3	<0.61	4.2	09/20/17 16:30	
2-Propanol	ug/m3	<1.2	2.5	09/20/17 16:30	
4-Ethyltoluene	ug/m3	<0.21	1.0	09/20/17 16:30	
4-Methyl-2-pentanone (MIBK)	ug/m3	<0.36	4.2	09/20/17 16:30	
Acetone	ug/m3	<1.5	2.4	09/20/17 16:30	
Benzene	ug/m3	<0.15	0.32	09/20/17 16:30	
Benzyl chloride	ug/m3	<0.24	1.0	09/20/17 16:30	
Bromodichloromethane	ug/m3	<0.36	1.4	09/20/17 16:30	
Bromoform	ug/m3	<0.69	2.1	09/20/17 16:30	
Bromomethane	ug/m3	<0.21	0.79	09/20/17 16:30	
Carbon disulfide	ug/m3	<0.18	0.63	09/20/17 16:30	
Carbon tetrachloride	ug/m3	<0.32	0.64	09/20/17 16:30	
Chlorobenzene	ug/m3	<0.18	0.94	09/20/17 16:30	
Chloroethane	ug/m3	<0.20	0.54	09/20/17 16:30	
Chloroform	ug/m3	<0.23	0.50	09/20/17 16:30	
Chloromethane	ug/m3	<0.13	0.42	09/20/17 16:30	
cis-1,2-Dichloroethene	ug/m3	<0.34	0.81	09/20/17 16:30	
cis-1,3-Dichloropropene	ug/m3	<0.24	0.92	09/20/17 16:30	
Cyclohexane	ug/m3	<0.23	0.70	09/20/17 16:30	
Dibromochloromethane	ug/m3	<0.44	1.7	09/20/17 16:30	
Dichlorodifluoromethane	ug/m3	<0.42	1.0	09/20/17 16:30	
Dichlorotetrafluoroethane	ug/m3	<0.44	1.4	09/20/17 16:30	
Ethanol	ug/m3	<0.46	0.96	09/20/17 16:30	
Ethyl acetate	ug/m3	<0.20	0.73	09/20/17 16:30	

Results presented on this page are in the units indicated by the "Units" column except where an alternate unit is presented to the right of the result.

REPORT OF LABORATORY ANALYSIS

This report shall not be reproduced, except in full,
without the written consent of Pace Analytical Services, LLC.

QUALITY CONTROL DATA

Project: P5CO-2017-67 Greentree Cleaner

Pace Project No.: 10403290

METHOD BLANK: 2706990

Matrix: Air

Associated Lab Samples: 10403290001, 10403290002, 10403290003

Parameter	Units	Blank Result	Reporting Limit	Analyzed	Qualifiers
Ethylbenzene	ug/m3	<0.17	0.88	09/20/17 16:30	
Hexachloro-1,3-butadiene	ug/m3	<0.87	2.2	09/20/17 16:30	
m&p-Xylene	ug/m3	<0.35	1.8	09/20/17 16:30	
Methyl-tert-butyl ether	ug/m3	<0.67	3.7	09/20/17 16:30	
Methylene Chloride	ug/m3	<1.5	3.5	09/20/17 16:30	
n-Heptane	ug/m3	<0.21	0.83	09/20/17 16:30	
n-Hexane	ug/m3	<0.33	0.72	09/20/17 16:30	
Naphthalene	ug/m3	<0.60	2.7	09/20/17 16:30	
o-Xylene	ug/m3	<0.37	0.88	09/20/17 16:30	
Propylene	ug/m3	0.19J	0.35	09/20/17 16:30	
Styrene	ug/m3	<0.17	0.87	09/20/17 16:30	
Tetrachloroethene	ug/m3	<0.29	0.69	09/20/17 16:30	
Tetrahydrofuran	ug/m3	<0.27	0.60	09/20/17 16:30	
Toluene	ug/m3	<0.16	0.77	09/20/17 16:30	
trans-1,2-Dichloroethene	ug/m3	<0.30	0.81	09/20/17 16:30	
trans-1,3-Dichloropropene	ug/m3	<0.42	0.92	09/20/17 16:30	
Trichloroethene	ug/m3	<0.27	0.55	09/20/17 16:30	
Trichlorofluoromethane	ug/m3	<0.42	1.1	09/20/17 16:30	
Vinyl acetate	ug/m3	<0.16	0.72	09/20/17 16:30	
Vinyl chloride	ug/m3	<0.13	0.26	09/20/17 16:30	

LABORATORY CONTROL SAMPLE: 2706991

Parameter	Units	Spike Conc.	LCS Result	LCS % Rec	% Rec Limits	Qualifiers
1,1,1-Trichloroethane	ug/m3	58.2	55.7	96	70-134	
1,1,2,2-Tetrachloroethane	ug/m3	74.7	80.7	108	70-130	
1,1,2-Trichloroethane	ug/m3	59.3	54.4	92	70-130	
1,1,2-Trichlorotrifluoroethane	ug/m3	81.8	76.1	93	70-130	
1,1-Dichloroethane	ug/m3	43.6	39.0	89	70-130	
1,1-Dichloroethene	ug/m3	42.7	38.9	91	70-130	
1,2,4-Trichlorobenzene	ug/m3	74.7	74.2	99	60-150	
1,2,4-Trimethylbenzene	ug/m3	51.5	54.1	105	70-136	
1,2-Dibromoethane (EDB)	ug/m3	83.6	80.5	96	70-130	
1,2-Dichlorobenzene	ug/m3	63.6	65.6	103	70-139	
1,2-Dichloroethane	ug/m3	44	41.9	95	70-130	
1,2-Dichloropropane	ug/m3	50.7	47.2	93	70-131	
1,3,5-Trimethylbenzene	ug/m3	51.5	55.0	107	70-133	
1,3-Butadiene	ug/m3	23.4	22.4	96	70-130	
1,3-Dichlorobenzene	ug/m3	61.7	66.9	108	70-144	
1,4-Dichlorobenzene	ug/m3	63.6	65.0	102	70-139	
2-Butanone (MEK)	ug/m3	32.4	28.2	87	70-130	
2-Hexanone	ug/m3	44.6	51.7	116	70-138	
2-Propanol	ug/m3	25	27.0	108	70-130	
4-Ethyltoluene	ug/m3	49.5	51.6	104	70-135	

Results presented on this page are in the units indicated by the "Units" column except where an alternate unit is presented to the right of the result.

REPORT OF LABORATORY ANALYSIS

This report shall not be reproduced, except in full,
without the written consent of Pace Analytical Services, LLC.

QUALITY CONTROL DATA

Project: P5CO-2017-67 Greentree Cleaner

Pace Project No.: 10403290

LABORATORY CONTROL SAMPLE: 2706991

Parameter	Units	Spike Conc.	LCS Result	LCS % Rec	% Rec Limits	Qualifiers
4-Methyl-2-pentanone (MIBK)	ug/m3	44.6	41.4	93	70-130	
Acetone	ug/m3	25.1	25.6	102	64-130	
Benzene	ug/m3	34.7	32.6	94	70-130	
Benzyl chloride	ug/m3	53.2	53.9	101	70-144	
Bromodichloromethane	ug/m3	72.2	66.4	92	70-134	
Bromoform	ug/m3	116	118	102	70-150	
Bromomethane	ug/m3	39.1	37.1	95	70-130	
Carbon disulfide	ug/m3	33.2	36.7	110	70-134	
Carbon tetrachloride	ug/m3	68.4	68.7	100	68-150	
Chlorobenzene	ug/m3	50.1	46.4	93	70-132	
Chloroethane	ug/m3	26.3	26.3	100	70-132	
Chloroform	ug/m3	51.1	52.8	103	70-130	
Chloromethane	ug/m3	21.4	20.2	95	70-130	
cis-1,2-Dichloroethene	ug/m3	43.9	44.1	100	70-133	
cis-1,3-Dichloropropene	ug/m3	51.7	43.6	84	70-137	
Cyclohexane	ug/m3	37.1	34.1	92	70-130	
Dibromochloromethane	ug/m3	97	95.1	98	70-144	
Dichlorodifluoromethane	ug/m3	52.8	46.8	89	70-130	
Dichlorotetrafluoroethane	ug/m3	69.6	67.9	98	70-130	
Ethanol	ug/m3	20.3	17.8	88	70-136	
Ethyl acetate	ug/m3	37.7	39.9	106	70-130	
Ethylbenzene	ug/m3	47.7	44.3	93	70-134	
Hexachloro-1,3-butadiene	ug/m3	109	107	98	45-150	
m&p-Xylene	ug/m3	47.7	48.0	101	70-130	
Methyl-tert-butyl ether	ug/m3	38.8	35.6	92	66-148	
Methylene Chloride	ug/m3	39.2	36.8	94	67-133	
n-Heptane	ug/m3	44.2	38.7	88	70-130	
n-Hexane	ug/m3	38.7	38.5	99	67-132	
Naphthalene	ug/m3	56	78.1	140	53-150	
o-Xylene	ug/m3	47.2	45.3	96	70-130	
Propylene	ug/m3	19.2	16.8	87	70-135	
Styrene	ug/m3	45.5	44.9	99	70-139	
Tetrachloroethene	ug/m3	72.4	68.8	95	70-130	
Tetrahydrofuran	ug/m3	33	28.1	85	70-130	
Toluene	ug/m3	41.4	37.9	92	70-130	
trans-1,2-Dichloroethene	ug/m3	41.9	38.9	93	70-131	
trans-1,3-Dichloropropene	ug/m3	48.4	48.2	99	70-142	
Trichloroethene	ug/m3	57.9	51.8	89	70-130	
Trichlorofluoromethane	ug/m3	58.8	53.9	92	70-130	
Vinyl acetate	ug/m3	40.4	39.2	97	70-137	
Vinyl chloride	ug/m3	27	25.4	94	70-130	

Results presented on this page are in the units indicated by the "Units" column except where an alternate unit is presented to the right of the result.

REPORT OF LABORATORY ANALYSIS

This report shall not be reproduced, except in full,
without the written consent of Pace Analytical Services, LLC.

QUALITY CONTROL DATA

Project: P5CO-2017-67 Greentree Cleaner

Pace Project No.: 10403290

SAMPLE DUPLICATE: 2708430

Parameter	Units	10403283003 Result	Dup Result	RPD	Max RPD	Qualifiers
1,1,1-Trichloroethane	ug/m3	ND	<0.46		25	
1,1,2,2-Tetrachloroethane	ug/m3	ND	<0.39		25	
1,1,2-Trichloroethane	ug/m3	ND	<0.30		25	
1,1,2-Trichlorotrifluoroethane	ug/m3	ND	0.64J		25	
1,1-Dichloroethane	ug/m3	ND	<0.28		25	
1,1-Dichloroethene	ug/m3	ND	<0.32		25	
1,2,4-Trichlorobenzene	ug/m3	ND	<1.3		25	
1,2,4-Trimethylbenzene	ug/m3	ND	0.92J		25	
1,2-Dibromoethane (EDB)	ug/m3	ND	<0.45		25	
1,2-Dichlorobenzene	ug/m3	ND	<0.44		25	
1,2-Dichloroethane	ug/m3	ND	<0.27		25	
1,2-Dichloropropane	ug/m3	ND	<0.41		25	
1,3,5-Trimethylbenzene	ug/m3	ND	<0.55		25	
1,3-Butadiene	ug/m3	ND	<0.28		25	
1,3-Dichlorobenzene	ug/m3	ND	<0.62		25	
1,4-Dichlorobenzene	ug/m3	ND	<0.28		25	
2-Butanone (MEK)	ug/m3	4.9	4.4	11	25	
2-Hexanone	ug/m3	ND	<0.82		25	
2-Propanol	ug/m3	ND	<1.7		25	
4-Ethyltoluene	ug/m3	ND	<0.29		25	
4-Methyl-2-pentanone (MIBK)	ug/m3	ND	<0.48		25	
Acetone	ug/m3	38.6	36.9	5	25	
Benzene	ug/m3	1.0	1.0	3	25	
Benzyl chloride	ug/m3	ND	<0.32		25	
Bromodichloromethane	ug/m3	ND	<0.48		25	
Bromoform	ug/m3	ND	<0.93		25	
Bromomethane	ug/m3	ND	<0.28		25	
Carbon disulfide	ug/m3	ND	<0.24		25	
Carbon tetrachloride	ug/m3	ND	0.50J		25	
Chlorobenzene	ug/m3	ND	<0.24		25	
Chloroethane	ug/m3	ND	<0.27		25	
Chloroform	ug/m3	0.72	0.68	6	25	
Chloromethane	ug/m3	1.2	1.2	4	25	
cis-1,2-Dichloroethene	ug/m3	ND	<0.46		25	
cis-1,3-Dichloropropene	ug/m3	ND	<0.33		25	
Cyclohexane	ug/m3	ND	0.64J		25	
Dibromochloromethane	ug/m3	ND	<0.59		25	
Dichlorodifluoromethane	ug/m3	2.2	2.5	13	25	
Dichlorotetrafluoroethane	ug/m3	ND	<0.59		25	
Ethanol	ug/m3	61.4	58.8	4	25	
Ethyl acetate	ug/m3	3.2	3.0	7	25	
Ethylbenzene	ug/m3	1.3	1.2	11	25	
Hexachloro-1,3-butadiene	ug/m3	ND	<1.2		25	
m&p-Xylene	ug/m3	4.5	4.0	13	25	
Methyl-tert-butyl ether	ug/m3	ND	<0.89		25	
Methylene Chloride	ug/m3	ND	3.2J		25	
n-Heptane	ug/m3	1.1	1.1	0	25	

Results presented on this page are in the units indicated by the "Units" column except where an alternate unit is presented to the right of the result.

REPORT OF LABORATORY ANALYSIS

This report shall not be reproduced, except in full,
without the written consent of Pace Analytical Services, LLC.

QUALITY CONTROL DATA

Project: P5CO-2017-67 Greentree Cleaner

Pace Project No.: 10403290

SAMPLE DUPLICATE: 2708430

Parameter	Units	10403283003 Result	Dup Result	RPD	Max RPD	Qualifiers
n-Hexane	ug/m3	1.1	1.1	2	25	
Naphthalene	ug/m3	ND	1.9J		25	
o-Xylene	ug/m3	1.4	1.2	16	25	
Propylene	ug/m3	ND	<0.21		25	
Styrene	ug/m3	ND	<0.22		25	
Tetrachloroethene	ug/m3	6.2	5.9	5	25	
Tetrahydrofuran	ug/m3	1.1	1.1	3	25	
Toluene	ug/m3	4.2	4.7	11	25	
trans-1,2-Dichloroethene	ug/m3	ND	<0.40		25	
trans-1,3-Dichloropropene	ug/m3	ND	<0.56		25	
Trichloroethene	ug/m3	ND	0.40J		25	
Trichlorofluoromethane	ug/m3	ND	1.5J		25	
Vinyl acetate	ug/m3	2.3	2.4	3	25	
Vinyl chloride	ug/m3	ND	<0.17		25	

SAMPLE DUPLICATE: 2708431

Parameter	Units	10403283004 Result	Dup Result	RPD	Max RPD	Qualifiers
1,1,1-Trichloroethane	ug/m3	ND	<0.48		25	
1,1,2,2-Tetrachloroethane	ug/m3	ND	<0.40		25	
1,1,2-Trichloroethane	ug/m3	ND	<0.31		25	
1,1,2-Trichlorotrifluoroethane	ug/m3	ND	0.64J		25	
1,1-Dichloroethane	ug/m3	ND	<0.29		25	
1,1-Dichloroethene	ug/m3	ND	<0.33		25	
1,2,4-Trichlorobenzene	ug/m3	ND	<1.3		25	
1,2,4-Trimethylbenzene	ug/m3	ND	1.3J		25	
1,2-Dibromoethane (EDB)	ug/m3	ND	<0.46		25	
1,2-Dichlorobenzene	ug/m3	ND	<0.45		25	
1,2-Dichloroethane	ug/m3	ND	0.39J		25	
1,2-Dichloropropane	ug/m3	ND	<0.43		25	
1,3,5-Trimethylbenzene	ug/m3	ND	<0.57		25	
1,3-Butadiene	ug/m3	ND	<0.29		25	
1,3-Dichlorobenzene	ug/m3	ND	<0.65		25	
1,4-Dichlorobenzene	ug/m3	ND	<0.29		25	
2-Butanone (MEK)	ug/m3	6.1	5.8	5	25	
2-Hexanone	ug/m3	ND	<0.85		25	
2-Propanol	ug/m3	ND	<1.7		25	
4-Ethyltoluene	ug/m3	ND	<0.30		25	
4-Methyl-2-pentanone (MIBK)	ug/m3	ND	<0.49		25	
Acetone	ug/m3	33.7	33.8	1	25	
Benzene	ug/m3	0.80	0.71	11	25	
Benzyl chloride	ug/m3	ND	<0.33		25	
Bromodichloromethane	ug/m3	ND	<0.49		25	
Bromoform	ug/m3	ND	<0.96		25	
Bromomethane	ug/m3	ND	<0.29		25	

Results presented on this page are in the units indicated by the "Units" column except where an alternate unit is presented to the right of the result.

REPORT OF LABORATORY ANALYSIS

This report shall not be reproduced, except in full,
without the written consent of Pace Analytical Services, LLC.

QUALITY CONTROL DATA

Project: P5CO-2017-67 Greentree Cleaner

Pace Project No.: 10403290

SAMPLE DUPLICATE: 2708431

Parameter	Units	10403283004 Result	Dup Result	RPD	Max RPD	Qualifiers
Carbon disulfide	ug/m3	ND	<0.25		25	
Carbon tetrachloride	ug/m3	ND	0.71J		25	
Chlorobenzene	ug/m3	ND	<0.25		25	
Chloroethane	ug/m3	ND	<0.28		25	
Chloroform	ug/m3	2.0	2.0	1	25	
Chloromethane	ug/m3	1.0	<0.19		25	
cis-1,2-Dichloroethene	ug/m3	ND	<0.47		25	
cis-1,3-Dichloropropene	ug/m3	ND	<0.34		25	
Cyclohexane	ug/m3	1.7	1.7	1	25	
Dibromochloromethane	ug/m3	ND	<0.61		25	
Dichlorodifluoromethane	ug/m3	2.2	2.2	2	25	
Dichlorotetrafluoroethane	ug/m3	ND	<0.61		25	
Ethanol	ug/m3	72.8	76.6	5	25	
Ethyl acetate	ug/m3	3.2	3.2	0	25	
Ethylbenzene	ug/m3	2.4	2.5	3	25	
Hexachloro-1,3-butadiene	ug/m3	ND	<1.2		25	
m&p-Xylene	ug/m3	8.0	8.3	4	25	
Methyl-tert-butyl ether	ug/m3	ND	<0.93		25	
Methylene Chloride	ug/m3	23.6	23.5	0	25	
n-Heptane	ug/m3	2.8	2.8	2	25	
n-Hexane	ug/m3	4.6	4.8	3	25	
Naphthalene	ug/m3	ND	<0.83		25	
o-Xylene	ug/m3	2.3	2.4	2	25	
Propylene	ug/m3	ND	<0.22		25	
Styrene	ug/m3	ND	1.0J		25	
Tetrachloroethene	ug/m3	ND	0.54J		25	
Tetrahydrofuran	ug/m3	ND	<0.38		25	
Toluene	ug/m3	26.7	27.1	2	25	
trans-1,2-Dichloroethene	ug/m3	ND	<0.41		25	
trans-1,3-Dichloropropene	ug/m3	ND	<0.58		25	
Trichloroethene	ug/m3	ND	<0.37		25	
Trichlorofluoromethane	ug/m3	ND	1.3J		25	
Vinyl acetate	ug/m3	2.9	3.2	11	25	
Vinyl chloride	ug/m3	ND	<0.18		25	

Results presented on this page are in the units indicated by the "Units" column except where an alternate unit is presented to the right of the result.

REPORT OF LABORATORY ANALYSIS

This report shall not be reproduced, except in full,
without the written consent of Pace Analytical Services, LLC.

QUALIFIERS

Project: P5CO-2017-67 Greentree Cleaner

Pace Project No.: 10403290

DEFINITIONS

DF - Dilution Factor, if reported, represents the factor applied to the reported data due to dilution of the sample aliquot.

ND - Not Detected at or above LOD.

J - Estimated concentration at or above the LOD and below the LOQ.

LOD - Limit of Detection adjusted for dilution factor and percent moisture.

LOQ - Limit of Quantitation adjusted for dilution factor and percent moisture.

S - Surrogate

1,2-Diphenylhydrazine decomposes to and cannot be separated from Azobenzene using Method 8270. The result for each analyte is a combined concentration.

Consistent with EPA guidelines, unrounded data are displayed and have been used to calculate % recovery and RPD values.

LCS(D) - Laboratory Control Sample (Duplicate)

MS(D) - Matrix Spike (Duplicate)

DUP - Sample Duplicate

RPD - Relative Percent Difference

NC - Not Calculable.

SG - Silica Gel - Clean-Up

U - Indicates the compound was analyzed for, but not detected at or above the adjusted LOD.

N-Nitrosodiphenylamine decomposes and cannot be separated from Diphenylamine using Method 8270. The result reported for each analyte is a combined concentration.

Pace Analytical is TNI accredited. Contact your Pace PM for the current list of accredited analytes.

TNI - The NELAC Institute.

LABORATORIES

PASI-M Pace Analytical Services - Minneapolis

ANALYTE QUALIFIERS

E Analyte concentration exceeded the calibration range. The reported result is estimated.

REPORT OF LABORATORY ANALYSIS

This report shall not be reproduced, except in full,
without the written consent of Pace Analytical Services, LLC.

QUALITY CONTROL DATA CROSS REFERENCE TABLE

Project: P5CO-2017-67 Greentree Cleaner

Pace Project No.: 10403290

Lab ID	Sample ID	QC Batch Method	QC Batch	Analytical Method	Analytical Batch
10403290001	SV-9	TO-15	497871		
10403290002	SV-10	TO-15	497871		
10403290003	SV-11	TO-15	497871		

REPORT OF LABORATORY ANALYSIS

This report shall not be reproduced, except in full,
without the written consent of Pace Analytical Services, LLC.



10403290

AIR: CHAIN-OF-CUSTODY / Analytical Request Document

The Chain-of-Custody is a LEGAL DOCUMENT. All relevant fields must be completed accurately.

Section A Required Client Information: Company: <u>Apex Companies</u> Address: <u>1701 E. Woodfield</u> Phone: <u>612-333-3333</u> Fax: <u>612-333-3333</u> Email To: <u>j.becker@apexco.com</u> Requested Due Date/TAT: _____		Section B Required Project Information: Report To: <u>Joe Becker</u> Copy To: _____ Purchase Order No.: _____ Project Name: <u>Greentree Cleanways</u> Project Number: <u>810.2017-02</u>		Section C Invoice Information: Attention: <u>Joe Becker</u> Company Name: _____ Address: _____ Pace Quote Reference: _____ Pace Project Manager/Sales Rep. _____ Pace Profile #: _____		28548 Page: 1 of 1 Program: _____ <input type="checkbox"/> UST <input type="checkbox"/> Superfund <input type="checkbox"/> Emissions <input type="checkbox"/> Clean Air Act <input type="checkbox"/> Voluntary Clean Up <input type="checkbox"/> Dry Clean <input type="checkbox"/> RCRA <input type="checkbox"/> Other: <u>WML</u> Location of Sampling by State: <u>WI</u> Reporting Units: <u>mg/m³</u> <u>ppbv</u> <u>ppmv</u> Other: _____ Report Level: II ___ III ___ IV ___ Other: _____	
Section D Required Client Information AIR SAMPLE ID Sample IDs MUST BE UNIQUE SV-9 SV-10 SV-11		Valid Media Codes MEDIA CODE Tedlar Bag TB 1 Liter Summa Can 1LC 6 Liter Summa Can 6LC Low Volume Puff LVP High Volume Puff HVP Other PW10		COLLECTED MEDIA CODE PID Reading (Client only) SV-9 86605 SV-10 121 SV-11 177		COMPOSITE START DATE TIME DATE TIME SV-9 9:15:17 10:56:19 11:27 11:27 SV-10 11:21 11:51 12:23 12:23 SV-11 11:53 12:23 12:23 12:23	
Canister Pressure (Initial Field - psig) SV-9 -8 SV-10 -7 SV-11 -7		Canister Pressure (Final Field - psig) SV-9 -8 SV-10 -7 SV-11 -7		Summa Can Number SV-9 2191 SV-10 2164 SV-11 2022			
Flow Control Number SV-9 2833 SV-10 902 SV-11 160		PM10 3C-Fixed Gas (%) TO-3M (Methane) TO-4 (PCBs) TO-13 (PAH) TO-14 TO-15 Short List SV-9 X SV-10 X SV-11 X		Pace Lab ID 001 002 003			

RELINQUISHED BY / AFFILIATION	DATE	TIME	ACCEPTED BY / AFFILIATION	DATE	TIME	SAMPLE CONDITIONS
<i>[Signature]</i>	9/13/17	16:00	<i>[Signature]</i>	9-14-17	1000	Temp in °C Received on Ice Custody Sealed Cooler Samples Intact
						Y/N Y/N Y/N Y/N Y/N Y/N

SAMPLER NAME AND SIGNATURE
 PRINT Name of SAMPLER:
 SIGNATURE of SAMPLER:
 DATE Signed (MM/DD/YY)

ORIGINAL




Air Sample Condition Upon Receipt

Client Name: Apex Companies

Project #: WO#: 10403290

Courier: Fed Ex UPS Speedee Client
 Commercial Pace Other: _____

Tracking Number: 8061 2141 1801



Custody Seal on Cooler/Box Present? Yes No Seals Intact? Yes No

Optional: Proj. Due Date: _____ Proj. Name: _____

Packing Material: Bubble Wrap Bubble Bags Foam None Tin Can Other: _____ Temp Blank rec: Yes No

Temp. (TO17 and TO13 samples only) (°C): X Corrected Temp (°C): X Thermom. Used: 151401163

Temp should be above freezing to 6°C Correction Factor: X Date & Initials of Person Examining Contents: G87A9155100842 9-14-17 AA

Type of ice Received Blue Wet None

			Comments:
Chain of Custody Present?	<input checked="" type="checkbox"/> Yes <input type="checkbox"/> No <input type="checkbox"/> N/A	1.	
Chain of Custody Filled Out?	<input checked="" type="checkbox"/> Yes <input type="checkbox"/> No <input type="checkbox"/> N/A	2.	
Chain of Custody Relinquished?	<input checked="" type="checkbox"/> Yes <input type="checkbox"/> No <input type="checkbox"/> N/A	3.	
Sampler Name and/or Signature on COC?	<input type="checkbox"/> Yes <input checked="" type="checkbox"/> No <input type="checkbox"/> N/A	4.	
Samples Arrived within Hold Time?	<input checked="" type="checkbox"/> Yes <input type="checkbox"/> No <input type="checkbox"/> N/A	5.	
Short Hold Time Analysis (<72 hr)?	<input type="checkbox"/> Yes <input checked="" type="checkbox"/> No <input type="checkbox"/> N/A	6.	
Rush Turn Around Time Requested?	<input type="checkbox"/> Yes <input checked="" type="checkbox"/> No <input type="checkbox"/> N/A	7.	
Sufficient Volume?	<input checked="" type="checkbox"/> Yes <input type="checkbox"/> No <input type="checkbox"/> N/A	8.	
Correct Containers Used?	<input checked="" type="checkbox"/> Yes <input type="checkbox"/> No <input type="checkbox"/> N/A	9.	
-Pace Containers Used?	<input checked="" type="checkbox"/> Yes <input type="checkbox"/> No <input type="checkbox"/> N/A		
Containers Intact?	<input checked="" type="checkbox"/> Yes <input type="checkbox"/> No <input type="checkbox"/> N/A	10.	
Media: <u>Air Can</u> Airbag Filter TDT Passive		11.	Individually Certified Cans Y <u>N</u> (List which samples)
Sample Labels Match COC?	<input checked="" type="checkbox"/> Yes <input type="checkbox"/> No <input type="checkbox"/> N/A	12.	

Samples Received:

Canisters			Canisters		
Sample Number	Can ID	Flow Controller ID	Sample Number	Can ID	Flow Controller ID

CLIENT NOTIFICATION/RESOLUTION

Person Contacted: _____ Date/Time: _____ Field Data Required? Yes No

Comments/Resolution: _____

Project Manager Review: Nathan Botberg Date: 9/15/17

Note: Whenever there is a discrepancy affecting North Carolina compliance samples, a copy of this form will be sent to the North Carolina DEHNR Certification Office (i.e out of hold, incorrect preservative, out of temp, incorrect containers)

September 20, 2017

Joe Becker
Apex Companies, LLC
1701 East Woodfield Road
Suite 333
Schaumburg, IL 60173

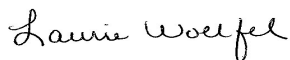
RE: Project: PECO-2017-67 GREENTREE CENTRE
Pace Project No.: 40156894

Dear Joe Becker:

Enclosed are the analytical results for sample(s) received by the laboratory on September 16, 2017. The results relate only to the samples included in this report. Results reported herein conform to the most current, applicable TNI/NELAC standards and the laboratory's Quality Assurance Manual, where applicable, unless otherwise noted in the body of the report.

If you have any questions concerning this report, please feel free to contact me.

Sincerely,



Laurie Woelfel
laurie.woelfel@pacelabs.com
(920)469-2436
Project Manager

Enclosures

cc: Steve Newlin, Apex Companies, LLC



REPORT OF LABORATORY ANALYSIS

This report shall not be reproduced, except in full,
without the written consent of Pace Analytical Services, LLC.

CERTIFICATIONS

Project: PECO-2017-67 GREENTREE CENTRE

Pace Project No.: 40156894

Green Bay Certification IDs

1241 Bellevue Street, Green Bay, WI 54302

Florida/NELAP Certification #: E87948

Illinois Certification #: 200050

Kentucky UST Certification #: 82

Louisiana Certification #: 04168

Minnesota Certification #: 055-999-334

New York Certification #: 12064

North Dakota Certification #: R-150

Virginia VELAP ID: 460263

South Carolina Certification #: 83006001

Texas Certification #: T104704529-14-1

Wisconsin Certification #: 405132750

Wisconsin DATCP Certification #: 105-444

USDA Soil Permit #: P330-16-00157

Federal Fish & Wildlife Permit #: LE51774A-0

REPORT OF LABORATORY ANALYSIS

This report shall not be reproduced, except in full,
without the written consent of Pace Analytical Services, LLC.

SAMPLE SUMMARY

Project: PECO-2017-67 GREENTREE CENTRE

Pace Project No.: 40156894

Lab ID	Sample ID	Matrix	Date Collected	Date Received
40156894001	MW-8	Water	09/15/17 10:45	09/16/17 09:00
40156894002	TW-3A	Water	09/15/17 11:00	09/16/17 09:00
40156894003	TRIP BLANK	Water	09/15/17 00:00	09/16/17 09:00

REPORT OF LABORATORY ANALYSIS

This report shall not be reproduced, except in full,
without the written consent of Pace Analytical Services, LLC.

SAMPLE ANALYTE COUNT

Project: PECO-2017-67 GREENTREE CENTRE

Pace Project No.: 40156894

Lab ID	Sample ID	Method	Analysts	Analytes Reported	Laboratory
40156894001	MW-8	EPA 8260	HNW	64	PASI-G
40156894002	TW-3A	EPA 8260	HNW	64	PASI-G
40156894003	TRIP BLANK	EPA 8260	HNW	64	PASI-G

REPORT OF LABORATORY ANALYSIS

This report shall not be reproduced, except in full,
without the written consent of Pace Analytical Services, LLC.

ANALYTICAL RESULTS

Project: PECO-2017-67 GREENTREE CENTRE

Pace Project No.: 40156894

Sample: MW-8 **Lab ID: 40156894001** Collected: 09/15/17 10:45 Received: 09/16/17 09:00 Matrix: Water

Parameters	Results	Units	LOQ	LOD	DF	Prepared	Analyzed	CAS No.	Qual
8260 MSV		Analytical Method: EPA 8260							
1,1,1,2-Tetrachloroethane	<0.18	ug/L	1.0	0.18	1		09/19/17 11:47	630-20-6	
1,1,1-Trichloroethane	<0.50	ug/L	1.0	0.50	1		09/19/17 11:47	71-55-6	
1,1,2,2-Tetrachloroethane	<0.25	ug/L	1.0	0.25	1		09/19/17 11:47	79-34-5	
1,1,2-Trichloroethane	<0.20	ug/L	1.0	0.20	1		09/19/17 11:47	79-00-5	
1,1-Dichloroethane	<0.24	ug/L	1.0	0.24	1		09/19/17 11:47	75-34-3	
1,1-Dichloroethene	<0.41	ug/L	1.0	0.41	1		09/19/17 11:47	75-35-4	
1,1-Dichloropropene	<0.44	ug/L	1.0	0.44	1		09/19/17 11:47	563-58-6	
1,2,3-Trichlorobenzene	<2.1	ug/L	5.0	2.1	1		09/19/17 11:47	87-61-6	
1,2,3-Trichloropropane	<0.50	ug/L	1.0	0.50	1		09/19/17 11:47	96-18-4	
1,2,4-Trichlorobenzene	<2.2	ug/L	5.0	2.2	1		09/19/17 11:47	120-82-1	
1,2,4-Trimethylbenzene	<0.50	ug/L	1.0	0.50	1		09/19/17 11:47	95-63-6	
1,2-Dibromo-3-chloropropane	<2.2	ug/L	5.0	2.2	1		09/19/17 11:47	96-12-8	
1,2-Dibromoethane (EDB)	<0.18	ug/L	1.0	0.18	1		09/19/17 11:47	106-93-4	
1,2-Dichlorobenzene	<0.50	ug/L	1.0	0.50	1		09/19/17 11:47	95-50-1	
1,2-Dichloroethane	<0.17	ug/L	1.0	0.17	1		09/19/17 11:47	107-06-2	
1,2-Dichloropropane	<0.23	ug/L	1.0	0.23	1		09/19/17 11:47	78-87-5	
1,3,5-Trimethylbenzene	<0.50	ug/L	1.0	0.50	1		09/19/17 11:47	108-67-8	
1,3-Dichlorobenzene	<0.50	ug/L	1.0	0.50	1		09/19/17 11:47	541-73-1	
1,3-Dichloropropane	<0.50	ug/L	1.0	0.50	1		09/19/17 11:47	142-28-9	
1,4-Dichlorobenzene	<0.50	ug/L	1.0	0.50	1		09/19/17 11:47	106-46-7	
2,2-Dichloropropane	<0.48	ug/L	1.0	0.48	1		09/19/17 11:47	594-20-7	
2-Chlorotoluene	<0.50	ug/L	1.0	0.50	1		09/19/17 11:47	95-49-8	
4-Chlorotoluene	<0.21	ug/L	1.0	0.21	1		09/19/17 11:47	106-43-4	
Benzene	<0.50	ug/L	1.0	0.50	1		09/19/17 11:47	71-43-2	
Bromobenzene	<0.23	ug/L	1.0	0.23	1		09/19/17 11:47	108-86-1	
Bromochloromethane	<0.34	ug/L	1.0	0.34	1		09/19/17 11:47	74-97-5	
Bromodichloromethane	<0.50	ug/L	1.0	0.50	1		09/19/17 11:47	75-27-4	
Bromoform	<0.50	ug/L	1.0	0.50	1		09/19/17 11:47	75-25-2	
Bromomethane	<2.4	ug/L	5.0	2.4	1		09/19/17 11:47	74-83-9	
Carbon tetrachloride	<0.50	ug/L	1.0	0.50	1		09/19/17 11:47	56-23-5	
Chlorobenzene	<0.50	ug/L	1.0	0.50	1		09/19/17 11:47	108-90-7	
Chloroethane	<0.37	ug/L	1.0	0.37	1		09/19/17 11:47	75-00-3	
Chloroform	<2.5	ug/L	5.0	2.5	1		09/19/17 11:47	67-66-3	
Chloromethane	<0.50	ug/L	1.0	0.50	1		09/19/17 11:47	74-87-3	
Dibromochloromethane	<0.50	ug/L	1.0	0.50	1		09/19/17 11:47	124-48-1	
Dibromomethane	<0.43	ug/L	1.0	0.43	1		09/19/17 11:47	74-95-3	
Dichlorodifluoromethane	<0.22	ug/L	1.0	0.22	1		09/19/17 11:47	75-71-8	
Diisopropyl ether	<0.50	ug/L	1.0	0.50	1		09/19/17 11:47	108-20-3	
Ethylbenzene	<0.50	ug/L	1.0	0.50	1		09/19/17 11:47	100-41-4	
Hexachloro-1,3-butadiene	<2.1	ug/L	5.0	2.1	1		09/19/17 11:47	87-68-3	
Isopropylbenzene (Cumene)	<0.14	ug/L	1.0	0.14	1		09/19/17 11:47	98-82-8	
Methyl-tert-butyl ether	<0.17	ug/L	1.0	0.17	1		09/19/17 11:47	1634-04-4	
Methylene Chloride	<0.23	ug/L	1.0	0.23	1		09/19/17 11:47	75-09-2	
Naphthalene	<2.5	ug/L	5.0	2.5	1		09/19/17 11:47	91-20-3	
Styrene	<0.50	ug/L	1.0	0.50	1		09/19/17 11:47	100-42-5	
Tetrachloroethene	<0.50	ug/L	1.0	0.50	1		09/19/17 11:47	127-18-4	

REPORT OF LABORATORY ANALYSIS

This report shall not be reproduced, except in full,
without the written consent of Pace Analytical Services, LLC.

ANALYTICAL RESULTS

Project: PECO-2017-67 GREENTREE CENTRE

Pace Project No.: 40156894

Sample: MW-8 **Lab ID: 40156894001** Collected: 09/15/17 10:45 Received: 09/16/17 09:00 Matrix: Water

Parameters	Results	Units	LOQ	LOD	DF	Prepared	Analyzed	CAS No.	Qual
8260 MSV		Analytical Method: EPA 8260							
Toluene	<0.50	ug/L	1.0	0.50	1		09/19/17 11:47	108-88-3	
Trichloroethene	<0.33	ug/L	1.0	0.33	1		09/19/17 11:47	79-01-6	
Trichlorofluoromethane	<0.18	ug/L	1.0	0.18	1		09/19/17 11:47	75-69-4	
Vinyl chloride	<0.18	ug/L	1.0	0.18	1		09/19/17 11:47	75-01-4	
cis-1,2-Dichloroethene	<0.26	ug/L	1.0	0.26	1		09/19/17 11:47	156-59-2	
cis-1,3-Dichloropropene	<0.50	ug/L	1.0	0.50	1		09/19/17 11:47	10061-01-5	
m&p-Xylene	<1.0	ug/L	2.0	1.0	1		09/19/17 11:47	179601-23-1	
n-Butylbenzene	<0.50	ug/L	1.0	0.50	1		09/19/17 11:47	104-51-8	
n-Propylbenzene	<0.50	ug/L	1.0	0.50	1		09/19/17 11:47	103-65-1	
o-Xylene	<0.50	ug/L	1.0	0.50	1		09/19/17 11:47	95-47-6	
p-Isopropyltoluene	<0.50	ug/L	1.0	0.50	1		09/19/17 11:47	99-87-6	
sec-Butylbenzene	<2.2	ug/L	5.0	2.2	1		09/19/17 11:47	135-98-8	
tert-Butylbenzene	<0.18	ug/L	1.0	0.18	1		09/19/17 11:47	98-06-6	
trans-1,2-Dichloroethene	<0.26	ug/L	1.0	0.26	1		09/19/17 11:47	156-60-5	
trans-1,3-Dichloropropene	<0.23	ug/L	1.0	0.23	1		09/19/17 11:47	10061-02-6	
Surrogates									
4-Bromofluorobenzene (S)	92	%	61-130		1		09/19/17 11:47	460-00-4	
Dibromofluoromethane (S)	113	%	67-130		1		09/19/17 11:47	1868-53-7	
Toluene-d8 (S)	90	%	70-130		1		09/19/17 11:47	2037-26-5	

REPORT OF LABORATORY ANALYSIS

This report shall not be reproduced, except in full,
without the written consent of Pace Analytical Services, LLC.

ANALYTICAL RESULTS

Project: PECO-2017-67 GREENTREE CENTRE

Pace Project No.: 40156894

Sample: TW-3A Lab ID: 40156894002 Collected: 09/15/17 11:00 Received: 09/16/17 09:00 Matrix: Water

Parameters	Results	Units	LOQ	LOD	DF	Prepared	Analyzed	CAS No.	Qual
8260 MSV		Analytical Method: EPA 8260							
1,1,1,2-Tetrachloroethane	<0.18	ug/L	1.0	0.18	1		09/19/17 12:09	630-20-6	
1,1,1-Trichloroethane	<0.50	ug/L	1.0	0.50	1		09/19/17 12:09	71-55-6	
1,1,2,2-Tetrachloroethane	<0.25	ug/L	1.0	0.25	1		09/19/17 12:09	79-34-5	
1,1,2-Trichloroethane	<0.20	ug/L	1.0	0.20	1		09/19/17 12:09	79-00-5	
1,1-Dichloroethane	<0.24	ug/L	1.0	0.24	1		09/19/17 12:09	75-34-3	
1,1-Dichloroethene	<0.41	ug/L	1.0	0.41	1		09/19/17 12:09	75-35-4	
1,1-Dichloropropene	<0.44	ug/L	1.0	0.44	1		09/19/17 12:09	563-58-6	
1,2,3-Trichlorobenzene	<2.1	ug/L	5.0	2.1	1		09/19/17 12:09	87-61-6	
1,2,3-Trichloropropane	<0.50	ug/L	1.0	0.50	1		09/19/17 12:09	96-18-4	
1,2,4-Trichlorobenzene	<2.2	ug/L	5.0	2.2	1		09/19/17 12:09	120-82-1	
1,2,4-Trimethylbenzene	<0.50	ug/L	1.0	0.50	1		09/19/17 12:09	95-63-6	
1,2-Dibromo-3-chloropropane	<2.2	ug/L	5.0	2.2	1		09/19/17 12:09	96-12-8	
1,2-Dibromoethane (EDB)	<0.18	ug/L	1.0	0.18	1		09/19/17 12:09	106-93-4	
1,2-Dichlorobenzene	<0.50	ug/L	1.0	0.50	1		09/19/17 12:09	95-50-1	
1,2-Dichloroethane	<0.17	ug/L	1.0	0.17	1		09/19/17 12:09	107-06-2	
1,2-Dichloropropane	<0.23	ug/L	1.0	0.23	1		09/19/17 12:09	78-87-5	
1,3,5-Trimethylbenzene	<0.50	ug/L	1.0	0.50	1		09/19/17 12:09	108-67-8	
1,3-Dichlorobenzene	<0.50	ug/L	1.0	0.50	1		09/19/17 12:09	541-73-1	
1,3-Dichloropropane	<0.50	ug/L	1.0	0.50	1		09/19/17 12:09	142-28-9	
1,4-Dichlorobenzene	<0.50	ug/L	1.0	0.50	1		09/19/17 12:09	106-46-7	
2,2-Dichloropropane	<0.48	ug/L	1.0	0.48	1		09/19/17 12:09	594-20-7	
2-Chlorotoluene	<0.50	ug/L	1.0	0.50	1		09/19/17 12:09	95-49-8	
4-Chlorotoluene	<0.21	ug/L	1.0	0.21	1		09/19/17 12:09	106-43-4	
Benzene	<0.50	ug/L	1.0	0.50	1		09/19/17 12:09	71-43-2	
Bromobenzene	<0.23	ug/L	1.0	0.23	1		09/19/17 12:09	108-86-1	
Bromochloromethane	<0.34	ug/L	1.0	0.34	1		09/19/17 12:09	74-97-5	
Bromodichloromethane	<0.50	ug/L	1.0	0.50	1		09/19/17 12:09	75-27-4	
Bromoform	<0.50	ug/L	1.0	0.50	1		09/19/17 12:09	75-25-2	
Bromomethane	<2.4	ug/L	5.0	2.4	1		09/19/17 12:09	74-83-9	
Carbon tetrachloride	<0.50	ug/L	1.0	0.50	1		09/19/17 12:09	56-23-5	
Chlorobenzene	<0.50	ug/L	1.0	0.50	1		09/19/17 12:09	108-90-7	
Chloroethane	<0.37	ug/L	1.0	0.37	1		09/19/17 12:09	75-00-3	
Chloroform	<2.5	ug/L	5.0	2.5	1		09/19/17 12:09	67-66-3	
Chloromethane	<0.50	ug/L	1.0	0.50	1		09/19/17 12:09	74-87-3	
Dibromochloromethane	<0.50	ug/L	1.0	0.50	1		09/19/17 12:09	124-48-1	
Dibromomethane	<0.43	ug/L	1.0	0.43	1		09/19/17 12:09	74-95-3	
Dichlorodifluoromethane	<0.22	ug/L	1.0	0.22	1		09/19/17 12:09	75-71-8	
Diisopropyl ether	<0.50	ug/L	1.0	0.50	1		09/19/17 12:09	108-20-3	
Ethylbenzene	<0.50	ug/L	1.0	0.50	1		09/19/17 12:09	100-41-4	
Hexachloro-1,3-butadiene	<2.1	ug/L	5.0	2.1	1		09/19/17 12:09	87-68-3	
Isopropylbenzene (Cumene)	<0.14	ug/L	1.0	0.14	1		09/19/17 12:09	98-82-8	
Methyl-tert-butyl ether	<0.17	ug/L	1.0	0.17	1		09/19/17 12:09	1634-04-4	
Methylene Chloride	<0.23	ug/L	1.0	0.23	1		09/19/17 12:09	75-09-2	
Naphthalene	<2.5	ug/L	5.0	2.5	1		09/19/17 12:09	91-20-3	
Styrene	<0.50	ug/L	1.0	0.50	1		09/19/17 12:09	100-42-5	
Tetrachloroethene	<0.50	ug/L	1.0	0.50	1		09/19/17 12:09	127-18-4	

REPORT OF LABORATORY ANALYSIS

This report shall not be reproduced, except in full,
without the written consent of Pace Analytical Services, LLC.

ANALYTICAL RESULTS

Project: PECO-2017-67 GREENTREE CENTRE

Pace Project No.: 40156894

Sample: TW-3A **Lab ID: 40156894002** Collected: 09/15/17 11:00 Received: 09/16/17 09:00 Matrix: Water

Parameters	Results	Units	LOQ	LOD	DF	Prepared	Analyzed	CAS No.	Qual
8260 MSV		Analytical Method: EPA 8260							
Toluene	<0.50	ug/L	1.0	0.50	1		09/19/17 12:09	108-88-3	
Trichloroethene	<0.33	ug/L	1.0	0.33	1		09/19/17 12:09	79-01-6	
Trichlorofluoromethane	<0.18	ug/L	1.0	0.18	1		09/19/17 12:09	75-69-4	
Vinyl chloride	<0.18	ug/L	1.0	0.18	1		09/19/17 12:09	75-01-4	
cis-1,2-Dichloroethene	<0.26	ug/L	1.0	0.26	1		09/19/17 12:09	156-59-2	
cis-1,3-Dichloropropene	<0.50	ug/L	1.0	0.50	1		09/19/17 12:09	10061-01-5	
m&p-Xylene	<1.0	ug/L	2.0	1.0	1		09/19/17 12:09	179601-23-1	
n-Butylbenzene	<0.50	ug/L	1.0	0.50	1		09/19/17 12:09	104-51-8	
n-Propylbenzene	<0.50	ug/L	1.0	0.50	1		09/19/17 12:09	103-65-1	
o-Xylene	<0.50	ug/L	1.0	0.50	1		09/19/17 12:09	95-47-6	
p-Isopropyltoluene	<0.50	ug/L	1.0	0.50	1		09/19/17 12:09	99-87-6	
sec-Butylbenzene	<2.2	ug/L	5.0	2.2	1		09/19/17 12:09	135-98-8	
tert-Butylbenzene	<0.18	ug/L	1.0	0.18	1		09/19/17 12:09	98-06-6	
trans-1,2-Dichloroethene	<0.26	ug/L	1.0	0.26	1		09/19/17 12:09	156-60-5	
trans-1,3-Dichloropropene	<0.23	ug/L	1.0	0.23	1		09/19/17 12:09	10061-02-6	
Surrogates									
4-Bromofluorobenzene (S)	92	%	61-130		1		09/19/17 12:09	460-00-4	
Dibromofluoromethane (S)	112	%	67-130		1		09/19/17 12:09	1868-53-7	
Toluene-d8 (S)	90	%	70-130		1		09/19/17 12:09	2037-26-5	

REPORT OF LABORATORY ANALYSIS

This report shall not be reproduced, except in full,
without the written consent of Pace Analytical Services, LLC.

ANALYTICAL RESULTS

Project: PECO-2017-67 GREENTREE CENTRE

Pace Project No.: 40156894

Sample: TRIP BLANK **Lab ID: 40156894003** Collected: 09/15/17 00:00 Received: 09/16/17 09:00 Matrix: Water

Parameters	Results	Units	LOQ	LOD	DF	Prepared	Analyzed	CAS No.	Qual
8260 MSV Analytical Method: EPA 8260									
1,1,1,2-Tetrachloroethane	<0.18	ug/L	1.0	0.18	1		09/19/17 16:38	630-20-6	
1,1,1-Trichloroethane	<0.50	ug/L	1.0	0.50	1		09/19/17 16:38	71-55-6	
1,1,2,2-Tetrachloroethane	<0.25	ug/L	1.0	0.25	1		09/19/17 16:38	79-34-5	
1,1,2-Trichloroethane	<0.20	ug/L	1.0	0.20	1		09/19/17 16:38	79-00-5	
1,1-Dichloroethane	<0.24	ug/L	1.0	0.24	1		09/19/17 16:38	75-34-3	
1,1-Dichloroethene	<0.41	ug/L	1.0	0.41	1		09/19/17 16:38	75-35-4	
1,1-Dichloropropene	<0.44	ug/L	1.0	0.44	1		09/19/17 16:38	563-58-6	
1,2,3-Trichlorobenzene	<2.1	ug/L	5.0	2.1	1		09/19/17 16:38	87-61-6	
1,2,3-Trichloropropane	<0.50	ug/L	1.0	0.50	1		09/19/17 16:38	96-18-4	
1,2,4-Trichlorobenzene	<2.2	ug/L	5.0	2.2	1		09/19/17 16:38	120-82-1	
1,2,4-Trimethylbenzene	<0.50	ug/L	1.0	0.50	1		09/19/17 16:38	95-63-6	
1,2-Dibromo-3-chloropropane	<2.2	ug/L	5.0	2.2	1		09/19/17 16:38	96-12-8	
1,2-Dibromoethane (EDB)	<0.18	ug/L	1.0	0.18	1		09/19/17 16:38	106-93-4	
1,2-Dichlorobenzene	<0.50	ug/L	1.0	0.50	1		09/19/17 16:38	95-50-1	
1,2-Dichloroethane	<0.17	ug/L	1.0	0.17	1		09/19/17 16:38	107-06-2	
1,2-Dichloropropane	<0.23	ug/L	1.0	0.23	1		09/19/17 16:38	78-87-5	
1,3,5-Trimethylbenzene	<0.50	ug/L	1.0	0.50	1		09/19/17 16:38	108-67-8	
1,3-Dichlorobenzene	<0.50	ug/L	1.0	0.50	1		09/19/17 16:38	541-73-1	
1,3-Dichloropropane	<0.50	ug/L	1.0	0.50	1		09/19/17 16:38	142-28-9	
1,4-Dichlorobenzene	<0.50	ug/L	1.0	0.50	1		09/19/17 16:38	106-46-7	
2,2-Dichloropropane	<0.48	ug/L	1.0	0.48	1		09/19/17 16:38	594-20-7	
2-Chlorotoluene	<0.50	ug/L	1.0	0.50	1		09/19/17 16:38	95-49-8	
4-Chlorotoluene	<0.21	ug/L	1.0	0.21	1		09/19/17 16:38	106-43-4	
Benzene	<0.50	ug/L	1.0	0.50	1		09/19/17 16:38	71-43-2	
Bromobenzene	<0.23	ug/L	1.0	0.23	1		09/19/17 16:38	108-86-1	
Bromochloromethane	<0.34	ug/L	1.0	0.34	1		09/19/17 16:38	74-97-5	
Bromodichloromethane	<0.50	ug/L	1.0	0.50	1		09/19/17 16:38	75-27-4	
Bromoform	<0.50	ug/L	1.0	0.50	1		09/19/17 16:38	75-25-2	
Bromomethane	<2.4	ug/L	5.0	2.4	1		09/19/17 16:38	74-83-9	
Carbon tetrachloride	<0.50	ug/L	1.0	0.50	1		09/19/17 16:38	56-23-5	
Chlorobenzene	<0.50	ug/L	1.0	0.50	1		09/19/17 16:38	108-90-7	
Chloroethane	<0.37	ug/L	1.0	0.37	1		09/19/17 16:38	75-00-3	
Chloroform	<2.5	ug/L	5.0	2.5	1		09/19/17 16:38	67-66-3	
Chloromethane	<0.50	ug/L	1.0	0.50	1		09/19/17 16:38	74-87-3	
Dibromochloromethane	<0.50	ug/L	1.0	0.50	1		09/19/17 16:38	124-48-1	
Dibromomethane	<0.43	ug/L	1.0	0.43	1		09/19/17 16:38	74-95-3	
Dichlorodifluoromethane	<0.22	ug/L	1.0	0.22	1		09/19/17 16:38	75-71-8	
Diisopropyl ether	<0.50	ug/L	1.0	0.50	1		09/19/17 16:38	108-20-3	
Ethylbenzene	<0.50	ug/L	1.0	0.50	1		09/19/17 16:38	100-41-4	
Hexachloro-1,3-butadiene	<2.1	ug/L	5.0	2.1	1		09/19/17 16:38	87-68-3	
Isopropylbenzene (Cumene)	<0.14	ug/L	1.0	0.14	1		09/19/17 16:38	98-82-8	
Methyl-tert-butyl ether	<0.17	ug/L	1.0	0.17	1		09/19/17 16:38	1634-04-4	
Methylene Chloride	<0.23	ug/L	1.0	0.23	1		09/19/17 16:38	75-09-2	
Naphthalene	<2.5	ug/L	5.0	2.5	1		09/19/17 16:38	91-20-3	
Styrene	<0.50	ug/L	1.0	0.50	1		09/19/17 16:38	100-42-5	
Tetrachloroethene	<0.50	ug/L	1.0	0.50	1		09/19/17 16:38	127-18-4	

REPORT OF LABORATORY ANALYSIS

This report shall not be reproduced, except in full,
without the written consent of Pace Analytical Services, LLC.

ANALYTICAL RESULTS

Project: PECO-2017-67 GREENTREE CENTRE

Pace Project No.: 40156894

Sample: TRIP BLANK **Lab ID: 40156894003** Collected: 09/15/17 00:00 Received: 09/16/17 09:00 Matrix: Water

Parameters	Results	Units	LOQ	LOD	DF	Prepared	Analyzed	CAS No.	Qual
8260 MSV		Analytical Method: EPA 8260							
Toluene	<0.50	ug/L	1.0	0.50	1		09/19/17 16:38	108-88-3	
Trichloroethene	<0.33	ug/L	1.0	0.33	1		09/19/17 16:38	79-01-6	
Trichlorofluoromethane	<0.18	ug/L	1.0	0.18	1		09/19/17 16:38	75-69-4	
Vinyl chloride	<0.18	ug/L	1.0	0.18	1		09/19/17 16:38	75-01-4	
cis-1,2-Dichloroethene	<0.26	ug/L	1.0	0.26	1		09/19/17 16:38	156-59-2	
cis-1,3-Dichloropropene	<0.50	ug/L	1.0	0.50	1		09/19/17 16:38	10061-01-5	
m&p-Xylene	<1.0	ug/L	2.0	1.0	1		09/19/17 16:38	179601-23-1	
n-Butylbenzene	<0.50	ug/L	1.0	0.50	1		09/19/17 16:38	104-51-8	
n-Propylbenzene	<0.50	ug/L	1.0	0.50	1		09/19/17 16:38	103-65-1	
o-Xylene	<0.50	ug/L	1.0	0.50	1		09/19/17 16:38	95-47-6	
p-Isopropyltoluene	<0.50	ug/L	1.0	0.50	1		09/19/17 16:38	99-87-6	
sec-Butylbenzene	<2.2	ug/L	5.0	2.2	1		09/19/17 16:38	135-98-8	
tert-Butylbenzene	<0.18	ug/L	1.0	0.18	1		09/19/17 16:38	98-06-6	
trans-1,2-Dichloroethene	<0.26	ug/L	1.0	0.26	1		09/19/17 16:38	156-60-5	
trans-1,3-Dichloropropene	<0.23	ug/L	1.0	0.23	1		09/19/17 16:38	10061-02-6	
Surrogates									
4-Bromofluorobenzene (S)	93	%	61-130		1		09/19/17 16:38	460-00-4	
Dibromofluoromethane (S)	114	%	67-130		1		09/19/17 16:38	1868-53-7	
Toluene-d8 (S)	91	%	70-130		1		09/19/17 16:38	2037-26-5	

REPORT OF LABORATORY ANALYSIS

This report shall not be reproduced, except in full,
without the written consent of Pace Analytical Services, LLC.

QUALITY CONTROL DATA

Project: PECO-2017-67 GREENTREE CENTRE

Pace Project No.: 40156894

QC Batch: 267831 Analysis Method: EPA 8260
QC Batch Method: EPA 8260 Analysis Description: 8260 MSV
Associated Lab Samples: 40156894001, 40156894002, 40156894003

METHOD BLANK: 1573546 Matrix: Water
Associated Lab Samples: 40156894001, 40156894002, 40156894003

Parameter	Units	Blank Result	Reporting Limit	Analyzed	Qualifiers
1,1,1,2-Tetrachloroethane	ug/L	<0.18	1.0	09/19/17 07:40	
1,1,1-Trichloroethane	ug/L	<0.50	1.0	09/19/17 07:40	
1,1,2,2-Tetrachloroethane	ug/L	<0.25	1.0	09/19/17 07:40	
1,1,2-Trichloroethane	ug/L	<0.20	1.0	09/19/17 07:40	
1,1-Dichloroethane	ug/L	<0.24	1.0	09/19/17 07:40	
1,1-Dichloroethene	ug/L	<0.41	1.0	09/19/17 07:40	
1,1-Dichloropropene	ug/L	<0.44	1.0	09/19/17 07:40	
1,2,3-Trichlorobenzene	ug/L	<2.1	5.0	09/19/17 07:40	
1,2,3-Trichloropropane	ug/L	<0.50	1.0	09/19/17 07:40	
1,2,4-Trichlorobenzene	ug/L	<2.2	5.0	09/19/17 07:40	
1,2,4-Trimethylbenzene	ug/L	<0.50	1.0	09/19/17 07:40	
1,2-Dibromo-3-chloropropane	ug/L	<2.2	5.0	09/19/17 07:40	
1,2-Dibromoethane (EDB)	ug/L	<0.18	1.0	09/19/17 07:40	
1,2-Dichlorobenzene	ug/L	<0.50	1.0	09/19/17 07:40	
1,2-Dichloroethane	ug/L	<0.17	1.0	09/19/17 07:40	
1,2-Dichloropropane	ug/L	<0.23	1.0	09/19/17 07:40	
1,3,5-Trimethylbenzene	ug/L	<0.50	1.0	09/19/17 07:40	
1,3-Dichlorobenzene	ug/L	<0.50	1.0	09/19/17 07:40	
1,3-Dichloropropane	ug/L	<0.50	1.0	09/19/17 07:40	
1,4-Dichlorobenzene	ug/L	<0.50	1.0	09/19/17 07:40	
2,2-Dichloropropane	ug/L	<0.48	1.0	09/19/17 07:40	
2-Chlorotoluene	ug/L	<0.50	1.0	09/19/17 07:40	
4-Chlorotoluene	ug/L	<0.21	1.0	09/19/17 07:40	
Benzene	ug/L	<0.50	1.0	09/19/17 07:40	
Bromobenzene	ug/L	<0.23	1.0	09/19/17 07:40	
Bromochloromethane	ug/L	<0.34	1.0	09/19/17 07:40	
Bromodichloromethane	ug/L	<0.50	1.0	09/19/17 07:40	
Bromoform	ug/L	<0.50	1.0	09/19/17 07:40	
Bromomethane	ug/L	<2.4	5.0	09/19/17 07:40	
Carbon tetrachloride	ug/L	<0.50	1.0	09/19/17 07:40	
Chlorobenzene	ug/L	<0.50	1.0	09/19/17 07:40	
Chloroethane	ug/L	<0.37	1.0	09/19/17 07:40	
Chloroform	ug/L	<2.5	5.0	09/19/17 07:40	
Chloromethane	ug/L	<0.50	1.0	09/19/17 07:40	
cis-1,2-Dichloroethene	ug/L	<0.26	1.0	09/19/17 07:40	
cis-1,3-Dichloropropene	ug/L	<0.50	1.0	09/19/17 07:40	
Dibromochloromethane	ug/L	<0.50	1.0	09/19/17 07:40	
Dibromomethane	ug/L	<0.43	1.0	09/19/17 07:40	
Dichlorodifluoromethane	ug/L	<0.22	1.0	09/19/17 07:40	
Diisopropyl ether	ug/L	<0.50	1.0	09/19/17 07:40	
Ethylbenzene	ug/L	<0.50	1.0	09/19/17 07:40	

Results presented on this page are in the units indicated by the "Units" column except where an alternate unit is presented to the right of the result.

REPORT OF LABORATORY ANALYSIS

This report shall not be reproduced, except in full,
without the written consent of Pace Analytical Services, LLC.

QUALITY CONTROL DATA

Project: PECO-2017-67 GREENTREE CENTRE

Pace Project No.: 40156894

METHOD BLANK: 1573546

Matrix: Water

Associated Lab Samples: 40156894001, 40156894002, 40156894003

Parameter	Units	Blank Result	Reporting Limit	Analyzed	Qualifiers
Hexachloro-1,3-butadiene	ug/L	<2.1	5.0	09/19/17 07:40	
Isopropylbenzene (Cumene)	ug/L	<0.14	1.0	09/19/17 07:40	
m&p-Xylene	ug/L	<1.0	2.0	09/19/17 07:40	
Methyl-tert-butyl ether	ug/L	<0.17	1.0	09/19/17 07:40	
Methylene Chloride	ug/L	<0.23	1.0	09/19/17 07:40	
n-Butylbenzene	ug/L	<0.50	1.0	09/19/17 07:40	
n-Propylbenzene	ug/L	<0.50	1.0	09/19/17 07:40	
Naphthalene	ug/L	<2.5	5.0	09/19/17 07:40	
o-Xylene	ug/L	<0.50	1.0	09/19/17 07:40	
p-Isopropyltoluene	ug/L	<0.50	1.0	09/19/17 07:40	
sec-Butylbenzene	ug/L	<2.2	5.0	09/19/17 07:40	
Styrene	ug/L	<0.50	1.0	09/19/17 07:40	
tert-Butylbenzene	ug/L	<0.18	1.0	09/19/17 07:40	
Tetrachloroethene	ug/L	<0.50	1.0	09/19/17 07:40	
Toluene	ug/L	<0.50	1.0	09/19/17 07:40	
trans-1,2-Dichloroethene	ug/L	<0.26	1.0	09/19/17 07:40	
trans-1,3-Dichloropropene	ug/L	<0.23	1.0	09/19/17 07:40	
Trichloroethene	ug/L	<0.33	1.0	09/19/17 07:40	
Trichlorofluoromethane	ug/L	<0.18	1.0	09/19/17 07:40	
Vinyl chloride	ug/L	<0.18	1.0	09/19/17 07:40	
4-Bromofluorobenzene (S)	%	91	61-130	09/19/17 07:40	
Dibromofluoromethane (S)	%	110	67-130	09/19/17 07:40	
Toluene-d8 (S)	%	91	70-130	09/19/17 07:40	

LABORATORY CONTROL SAMPLE: 1573547

Parameter	Units	Spike Conc.	LCS Result	LCS % Rec	% Rec Limits	Qualifiers
1,1,1-Trichloroethane	ug/L	50	53.5	107	70-130	
1,1,2,2-Tetrachloroethane	ug/L	50	44.1	88	70-130	
1,1,2-Trichloroethane	ug/L	50	49.4	99	70-130	
1,1-Dichloroethane	ug/L	50	53.9	108	71-132	
1,1-Dichloroethene	ug/L	50	47.0	94	75-130	
1,2,4-Trichlorobenzene	ug/L	50	47.1	94	70-130	
1,2-Dibromo-3-chloropropane	ug/L	50	41.6	83	63-123	
1,2-Dibromoethane (EDB)	ug/L	50	51.9	104	70-130	
1,2-Dichlorobenzene	ug/L	50	49.8	100	70-130	
1,2-Dichloroethane	ug/L	50	55.4	111	70-131	
1,2-Dichloropropane	ug/L	50	50.2	100	80-120	
1,3-Dichlorobenzene	ug/L	50	49.5	99	70-130	
1,4-Dichlorobenzene	ug/L	50	51.2	102	70-130	
Benzene	ug/L	50	47.3	95	73-145	
Bromodichloromethane	ug/L	50	51.8	104	70-130	
Bromoform	ug/L	50	55.2	110	67-130	
Bromomethane	ug/L	50	45.4	91	26-128	

Results presented on this page are in the units indicated by the "Units" column except where an alternate unit is presented to the right of the result.

REPORT OF LABORATORY ANALYSIS

This report shall not be reproduced, except in full,
without the written consent of Pace Analytical Services, LLC.

QUALITY CONTROL DATA

Project: PECO-2017-67 GREENTREE CENTRE

Pace Project No.: 40156894

LABORATORY CONTROL SAMPLE: 1573547

Parameter	Units	Spike Conc.	LCS Result	LCS % Rec	% Rec Limits	Qualifiers
Carbon tetrachloride	ug/L	50	59.4	119	70-133	
Chlorobenzene	ug/L	50	53.4	107	70-130	
Chloroethane	ug/L	50	41.1	82	58-120	
Chloroform	ug/L	50	52.6	105	80-121	
Chloromethane	ug/L	50	30.4	61	40-127	
cis-1,2-Dichloroethene	ug/L	50	49.3	99	70-130	
cis-1,3-Dichloropropene	ug/L	50	45.2	90	70-130	
Dibromochloromethane	ug/L	50	55.3	111	70-130	
Dichlorodifluoromethane	ug/L	50	25.0	50	20-135	
Ethylbenzene	ug/L	50	50.0	100	87-129	
Isopropylbenzene (Cumene)	ug/L	50	52.3	105	70-130	
m&p-Xylene	ug/L	100	104	104	70-130	
Methyl-tert-butyl ether	ug/L	50	50.4	101	66-143	
Methylene Chloride	ug/L	50	48.7	97	70-130	
o-Xylene	ug/L	50	51.1	102	70-130	
Styrene	ug/L	50	51.2	102	70-130	
Tetrachloroethene	ug/L	50	56.9	114	70-130	
Toluene	ug/L	50	48.4	97	82-130	
trans-1,2-Dichloroethene	ug/L	50	51.3	103	75-132	
trans-1,3-Dichloropropene	ug/L	50	42.6	85	70-130	
Trichloroethene	ug/L	50	53.4	107	70-130	
Trichlorofluoromethane	ug/L	50	56.7	113	76-133	
Vinyl chloride	ug/L	50	33.5	67	57-136	
4-Bromofluorobenzene (S)	%			99	61-130	
Dibromofluoromethane (S)	%			108	67-130	
Toluene-d8 (S)	%			92	70-130	

MATRIX SPIKE & MATRIX SPIKE DUPLICATE: 1574078 1574079

Parameter	Units	40156891003		MSD		MSD		% Rec	% Rec	% Rec	Limits	RPD	Max RPD	Qual
		Result	MS Spike Conc.	MSD Spike Conc.	MS Result	MSD Result								
1,1,1-Trichloroethane	ug/L	<0.50	50	50	55.4	54.4	111	109	70-134	2	20			
1,1,2,2-Tetrachloroethane	ug/L	<0.25	50	50	45.2	45.6	90	91	70-130	1	20			
1,1,2-Trichloroethane	ug/L	<0.20	50	50	50.3	49.7	101	99	70-130	1	20			
1,1-Dichloroethane	ug/L	<0.24	50	50	55.7	54.9	111	110	71-133	1	20			
1,1-Dichloroethene	ug/L	<0.41	50	50	48.9	48.0	98	96	75-136	2	20			
1,2,4-Trichlorobenzene	ug/L	<2.2	50	50	49.8	49.7	99	99	70-130	0	20			
1,2-Dibromo-3-chloropropane	ug/L	<2.2	50	50	43.5	44.0	87	88	63-123	1	20			
1,2-Dibromoethane (EDB)	ug/L	<0.18	50	50	53.6	53.0	107	106	70-130	1	20			
1,2-Dichlorobenzene	ug/L	<0.50	50	50	51.1	51.1	102	102	70-130	0	20			
1,2-Dichloroethane	ug/L	<0.17	50	50	57.3	56.3	115	113	70-131	2	20			
1,2-Dichloropropane	ug/L	<0.23	50	50	51.4	50.9	103	102	80-120	1	20			
1,3-Dichlorobenzene	ug/L	<0.50	50	50	51.6	51.2	103	102	70-130	1	20			
1,4-Dichlorobenzene	ug/L	<0.50	50	50	53.0	52.9	106	106	70-130	0	20			

Results presented on this page are in the units indicated by the "Units" column except where an alternate unit is presented to the right of the result.

REPORT OF LABORATORY ANALYSIS

This report shall not be reproduced, except in full,
without the written consent of Pace Analytical Services, LLC.

QUALITY CONTROL DATA

Project: PECO-2017-67 GREENTREE CENTRE

Pace Project No.: 40156894

Parameter	Units	40156891003		1574078		1574079		% Rec	% Rec	Limits	RPD	Max RPD	Qual
		Result	MS Spike Conc.	MSD Spike Conc.	MS Result	MSD Result	MS % Rec						
Benzene	ug/L	<0.50	50	50	49.1	48.0	98	96	73-145	2	20		
Bromodichloromethane	ug/L	<0.50	50	50	53.5	53.2	107	106	70-130	1	20		
Bromoform	ug/L	<0.50	50	50	56.4	55.4	113	111	67-130	2	20		
Bromomethane	ug/L	<2.4	50	50	49.6	50.6	99	101	26-129	2	20		
Carbon tetrachloride	ug/L	<0.50	50	50	61.4	60.8	123	122	70-134	1	20		
Chlorobenzene	ug/L	<0.50	50	50	54.8	53.6	110	107	70-130	2	20		
Chloroethane	ug/L	<0.37	50	50	42.6	41.6	85	83	58-120	2	20		
Chloroform	ug/L	<2.5	50	50	54.4	53.3	109	107	80-121	2	20		
Chloromethane	ug/L	<0.50	50	50	31.0	31.0	62	62	40-128	0	20		
cis-1,2-Dichloroethene	ug/L	<0.26	50	50	51.6	50.2	103	100	70-130	3	20		
cis-1,3-Dichloropropene	ug/L	<0.50	50	50	47.2	46.7	94	93	70-130	1	20		
Dibromochloromethane	ug/L	<0.50	50	50	55.8	55.2	112	110	70-130	1	20		
Dichlorodifluoromethane	ug/L	<0.22	50	50	24.6	23.4	49	47	20-146	5	20		
Ethylbenzene	ug/L	<0.50	50	50	51.0	50.2	102	100	87-129	2	20		
Isopropylbenzene (Cumene)	ug/L	<0.14	50	50	53.2	52.4	106	105	70-130	2	20		
m&p-Xylene	ug/L	<1.0	100	100	107	105	107	105	70-130	1	20		
Methyl-tert-butyl ether	ug/L	<0.17	50	50	51.8	51.2	104	102	66-143	1	20		
Methylene Chloride	ug/L	<0.23	50	50	50.8	50.0	102	100	70-130	2	20		
o-Xylene	ug/L	<0.50	50	50	52.4	51.3	105	103	70-130	2	20		
Styrene	ug/L	<0.50	50	50	52.6	51.6	105	103	70-130	2	20		
Tetrachloroethene	ug/L	<0.50	50	50	59.1	57.9	118	116	70-130	2	20		
Toluene	ug/L	<0.50	50	50	49.6	48.8	99	98	82-131	2	20		
trans-1,2-Dichloroethene	ug/L	<0.26	50	50	53.2	52.1	106	104	75-135	2	20		
trans-1,3-Dichloropropene	ug/L	<0.23	50	50	43.9	43.5	88	87	70-130	1	20		
Trichloroethene	ug/L	<0.33	50	50	55.1	54.3	110	109	70-130	1	20		
Trichlorofluoromethane	ug/L	<0.18	50	50	58.4	57.6	117	115	76-150	1	20		
Vinyl chloride	ug/L	<0.18	50	50	34.7	34.5	69	69	56-143	1	20		
4-Bromofluorobenzene (S)	%						99	98	61-130				
Dibromofluoromethane (S)	%						109	109	67-130				
Toluene-d8 (S)	%						91	92	70-130				

Results presented on this page are in the units indicated by the "Units" column except where an alternate unit is presented to the right of the result.

REPORT OF LABORATORY ANALYSIS

This report shall not be reproduced, except in full,
without the written consent of Pace Analytical Services, LLC.

QUALIFIERS

Project: PECO-2017-67 GREENTREE CENTRE

Pace Project No.: 40156894

DEFINITIONS

DF - Dilution Factor, if reported, represents the factor applied to the reported data due to dilution of the sample aliquot.

ND - Not Detected at or above LOD.

J - Estimated concentration at or above the LOD and below the LOQ.

LOD - Limit of Detection adjusted for dilution factor and percent moisture.

LOQ - Limit of Quantitation adjusted for dilution factor and percent moisture.

S - Surrogate

1,2-Diphenylhydrazine decomposes to and cannot be separated from Azobenzene using Method 8270. The result for each analyte is a combined concentration.

Consistent with EPA guidelines, unrounded data are displayed and have been used to calculate % recovery and RPD values.

LCS(D) - Laboratory Control Sample (Duplicate)

MS(D) - Matrix Spike (Duplicate)

DUP - Sample Duplicate

RPD - Relative Percent Difference

NC - Not Calculable.

SG - Silica Gel - Clean-Up

U - Indicates the compound was analyzed for, but not detected at or above the adjusted LOD.

N-Nitrosodiphenylamine decomposes and cannot be separated from Diphenylamine using Method 8270. The result reported for each analyte is a combined concentration.

Pace Analytical is TNI accredited. Contact your Pace PM for the current list of accredited analytes.

TNI - The NELAC Institute.

LABORATORIES

PASI-G Pace Analytical Services - Green Bay

REPORT OF LABORATORY ANALYSIS

This report shall not be reproduced, except in full,
without the written consent of Pace Analytical Services, LLC.

QUALITY CONTROL DATA CROSS REFERENCE TABLE

Project: PECO-2017-67 GREENTREE CENTRE

Pace Project No.: 40156894

Lab ID	Sample ID	QC Batch Method	QC Batch	Analytical Method	Analytical Batch
40156894001	MW-8	EPA 8260	267831		
40156894002	TW-3A	EPA 8260	267831		
40156894003	TRIP BLANK	EPA 8260	267831		

REPORT OF LABORATORY ANALYSIS

This report shall not be reproduced, except in full,
without the written consent of Pace Analytical Services, LLC.

(Please Print Clearly)

Company Name: Apex Composites
 Branch/Location: Schaumburg, IL
 Project Contact: See Below
 Phone: 847.452.7782
 Project Number: PECO-2017-67
 Project Name: Greentree Centre
 Project State: Peoria, IL
 Sampled By (Print): See Below
 Sampled By (Sign): [Signature]
 PO #:
 Regulatory Program:



CHAIN OF CUSTODY

A=None B=HCl C=H2SO4 D=HNO3 E=DI Water F=Methanol G=NaOH
 H= Sodium Bisulfate Solution I= Sodium Thiosulfate J=Other
 *Preservation Codes

FILTERED?
 (YES/NO)
 PRESERVATION
 (CODE)*

V/I/N	Pick Letter
N	B

Analyses Requested

VOCS

DATE	TIME	MATRIX
9-15-17	10:45	GW
	11:00	W
		Y
		X


Upper Midwest Region
 MN: 612-607-1700 WI: 920-469-2436
 Page 1 of 18
 40188894
 Quote #:
 Mail To Contact:
 Mail To Company:
 Mail To Address:
 Invoice To Contact: See Below
 Invoice To Company:
 Invoice To Address:
 Invoice To Phone:
 CLIENT COMMENTS
 LAB COMMENTS (Lab Use Only)
 Profile #
 FACE Project No. 40188894
 Receipt Temp = KOP °C
 Sample Receipt pH
 OK / Adjusted
 5m Cool Custody Seal
 OK / Not Present
 OK / Not Contact

Rush Turnaround Time Requested - Prelims (Rush TAT subject to approval/surcharge)
 Date Needed:

Relinquished By: [Signature]
 Date/Time: 9-15-17 17:00
 Relinquished By: [Signature]
 Date/Time: 9/15/17 09:01
 Relinquished By: [Signature]
 Date/Time: 9/15/17 09:01
 Relinquished By: [Signature]
 Date/Time: 9/15/17 09:01

Received By: [Signature]
 Date/Time: 9/15/17 17:00
 Received By: [Signature]
 Date/Time: 9/15/17 09:01
 Received By: [Signature]
 Date/Time: 9/15/17 09:01
 Received By: [Signature]
 Date/Time: 9/15/17 09:01

OT Trip Blank - received by [Signature] 9/15/17



Sample Condition Upon Receipt

Pace Analytical Services, LLC - Green Bay WI
1241 Bellevue Street, Suite 9
Green Bay, WI 54302

Project # W0#: 40156894

Client Name: Apex Computers
Courier: Fed Ex UPS Client Pace Other: CS Logistics
Tracking #: _____



Custody Seal on Cooler/Box Present: Yes no Seals intact: Yes no
Custody Seal on Samples Present: Yes no Seals intact: Yes no
Packing Material: Bubble Wrap Bubble Bags None Other
Thermometer Used MA Type of Ice: Wet Blue Dry None Samples on ice, cooling process has begun
Cooler Temperature Uncorr: ROT ICorr: Biological Tissue is Frozen: Yes no
Temp Blank Present: Yes no

Person examining contents:
Date: 9/16/17
Initials: SSJ

Temp should be above freezing to 6°C.
Biota Samples may be received at ≤ 0°C.

Comments:

Table with 15 rows and 3 columns. Row 1: Chain of Custody Present (Yes checked). Row 2: Chain of Custody Filled Out (No checked). Row 3: Chain of Custody Relinquished (Yes checked). Row 4: Sampler Name & Signature on COC (Yes checked). Row 5: Samples Arrived within Hold Time (Yes checked). Row 6: Short Hold Time Analysis (<72hr) (No checked). Row 7: Rush Turn Around Time Requested (No checked). Row 8: Sufficient Volume (No checked). Row 9: Correct Containers Used (Yes checked). Row 10: Containers Intact (Yes checked). Row 11: Filtered volume received for Dissolved tests (N/A checked). Row 12: Sample Labels match COC (Yes checked). Row 13: All containers needing preservation have been checked (N/A checked). Row 14: Headspace in VOA Vials (>6mm) (No checked). Row 15: Trip Blank Present (Yes checked).

Client Notification/ Resolution:
Person Contacted: _____ Date/Time: _____
Comments/ Resolution: _____

Project Manager Review: _____ Date: 9/16/17