

August 15, 2023

Ms. Susan Kuehl
c/o Borkowicz Law, LLC
Mr. Brian Borkowicz
1784 Barton Ave., Suite 5
West Bend, Wisconsin 53090

RE: Limited Phase II ESA Activities

1228 11th Avenue
Grafton, Wisconsin 53024
Parcel # 100601009001
WDNR BRRTS# 02-46-560212

Dear Ms. Kuehl,

The purpose of the Limited Phase II Environmental Site Assessment (ESA) activities was to evaluate the pavement and building cap overlying impacted soils, evaluate the vapor mitigation system, and to collect groundwater samples from two monitoring wells located at at 1228 11th Avenue in Grafton, Wisconsin ("Subject Property).

The limited phase II ESA activities included:

- Onsite inspection of the building and pavement cover system, and preparation of the "Continuing Obligations Inspection and Maintenance Log" (WDNR Form 4400-305) and "Vapor Mitigation System Inspection Log" (WDNR Form 4400-321) for the vapor mitigation system. (**Attachment A**).
- Collection of one (1) 8-hour indoor air sample and one (1) outdoor air sample for laboratory analysis of volatile organic compounds (VOCs).
- Collection of groundwater samples from monitoring wells MW-1 and MW-2. One duplicate sample (DUP-01) was collected from MW-1 for quality assurance-quality control (QA/QC) purposes. The samples were submitted for laboratory analysis of VOCs.

Sample Collection & Inspections

On July 13, 2023, Grant Zwiefelhofer of Kapur, met Ms. Susan Kuehl at the Subject Property and conducted an inspection of both the pavement/building cap and the vapor mitigation system. The cap was inspected for significant cracks or holes that would allow for contact with potentially contaminated soils or facilitate water infiltration that could contribute to groundwater contamination.





The vapor mitigation system components (fan, exhaust system, suction points, etc.) were observed to determine if the system was operational and in good condition.

The pavement was observed to be in good condition, with no significant cracks or holes, and the vapor mitigation system was observed to be operating and in good condition. Observations and photographs were used to complete the “Continuing Obligations Inspection and Maintenance Log” (WDNR Form 4400-305) for the pavement cover system and “Vapor Mitigation System Inspection Log” (WDNR Form 4400-321) for the vapor mitigation system. Copies of these logs are included in **Appendix A**.

One (1) summa canister, IA-1, was placed in the southern room of the building, (see **Figure 1**). Due to the southeastern wind direction, one (1) summa canister, OA-1, was placed outside, east of the building (**Figure 1**) to evaluate ambient air outside of the building. Both summa canisters were 6 liter-capacity and were fitted with 8-hour regulators. The summa canisters, IA-1 and OA-1 were collected in the afternoon when their canister pressures were between 0 – 4 inches of mercury (in Hg). The canisters were submitted to Pace Analytical Laboratory for analysis of VOCs using the TO-15 methodology. The air analytical results are summarized in **Table 1**, and a copy of the laboratory analytical report is included in **Attachment B**.

Groundwater samples were collected from monitoring wells MW-1 and MW-2 using low-flow sampling methods. The groundwater samples were submitted to Pace Analytical Laboratory using standard chain-of-custody procedures for analysis of VOCs. A duplicate sample, DUP-01, was collected at MW-1. The sampling forms are included in **Attachment C**. The analytical results are summarized in **Table 2**, and a copy of the laboratory analytical report is included in **Attachment C**.

Analytical Results:

The air sample laboratory analytical results were compared to applicable vapor action levels (VALs) for small commercial properties published in the WDNR “*Guidance: Wisconsin Vapor Quick Look-Up Table Indoor Air Vapor Action Levels and Vapor Risk Screening Levels*” dated November 2022. The groundwater laboratory analytical results were compared to applicable standards documented in WDNR Wisconsin Administrative Code Chapter NR 140 (Groundwater Quality). Laboratory analysis indicated:

- **Air:**
 - **Table 1** presents a summary of the air sample laboratory results. Several compounds were detected in both the indoor and outdoor air samples. All detected compounds are either below the VALs or there are no currently established standards for the detected compound.
- **Groundwater:**
 - **Table 2** presents a summary of the groundwater laboratory results. Tetrachloroethene (PCE) was detected at a concentration of 1.2 micrograms per liter (µg/L) at MW-1 and DUP-01 (MW-1), which exceed the Wisconsin Department of Natural Resources





(WDNR) NR 140 preventive action limit (PAL) of 0.5 µg/L but does not exceed the WDNR NR 140 enforcement standard (ES) of 5.0 µg/L. The result from MW-2 contained PCE detected at 8.0 µg/L, which exceeds the WDNR NR 140 ES. No other compounds were detected in either sample or the duplicate sample.

Conclusions:

Indoor Air Assessment

Kapur conducted an inspection of the vapor mitigation system at the Subject Property on July 13, 2023. The system was observed to be operating as designed, and the components appeared to be in good condition. The indoor air sample results indicate that the vapor mitigation system is operating as designed and that concentrations of VOCs in the indoor air appear to be below the WDNR VALs.

Groundwater Results

PCE was detected in groundwater at concentrations exceeding the WDNR PAL in MW-1 and above the WDNR ES in MW-2. These results appear to be generally consistent with the sample results documented in the WDNR project file for this project in an email from AECOM to the WDNR on May 13, 2020, "*Former Quality Cleaners Off-site Vapor Intrusion Assessment (BRRTS #02-46-560212) - Third and FINAL Sample Event Results*".

In accordance with industry practice and WDNR guidelines, Kapur recommends that the vapor mitigation system be inspected annually to evaluate and document its operation.

If you have any questions regarding this report, please feel free to contact me at your convenience.

Sincerely,
KAPUR INC.

Grant Zwiefelhofer
Staff Geologist II

James Bannantine
Environmental Department Manager

Attachments

Figure 1 Detailed Site Map

Table 1 Air Analytical Results

Table 2 Groundwater Analytical Results

Attachment A: Vapor Mitigation System Inspection Log & Cap Inspection Log

Attachment B: Air Laboratory Analytical Report

Attachment C: Groundwater Sampling forms and Groundwater Laboratory Analytical Report





Disclaimer

This investigation has been conducted to assess potential sources of environmental concern and does not represent an exhaustive study of all possible concerns at the Subject Property. The opinions, conclusions, and recommendations developed in this report are based on the interpretation of the subsurface information obtained by the soil borings described in this report. The opinions, interpretations and conclusions do not reflect potential variations in subsurface conditions between or beyond soil borings, monitoring wells of air sample locations. Therefore, variations in soil, groundwater and indoor air conditions can be expected between the sampling locations. The opinions, conclusions and recommendations contained herein have been developed through the interpretation of currently available information, given the time and budget constraints of the project, and represent the professional opinion of Kapur. Other than this, no warranty is implied or intended.





FIGURE



PROJECT:
**QUALITY
CLEANERS**

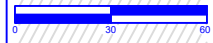
LOCATION:
1226-1228 11TH
AVENUE,
GRAFTON,
WISCONSIN 53024

CLIENT:

NORTH ARROW:



SCALE: 1" = 60'



SEAL:

all in

SHEET:
DETAILED SITE MAP

DESIGNED BY: GSZ
DRAWN BY: GSZ
CHECKED BY: JB
APPROVED BY: JB
DATE: 07/27/2023




PROJECT NO. 23.0562.01

FIGURE:

1



LEGEND

-  AIR CANISTER LOCATION
-  MONITORING WELL
-  PARCEL BOUNDARY



TABLES





Table 1: Indoor Air Analytical Results
Quality Cleaners
 1226-1228 11th Avenue, Grafton, WI 53024

Parameter	Method	Matrix	Units	Small Commercial	IA-1	OA-1
				Indoor Air Vapor Action Levels (VALs)		
1,1,1-Trichloroethane	TO-15	Air	ug/m3	22,000	<1.33	<1.33
1,1,2,2-Tetrachloroethane	TO-15	Air	ug/m3	NS	<1.70	<1.70
1,1,2-Trichloroethane	TO-15	Air	ug/m3	NS	<1.40	<1.40
1,1,2-Trichlorotrifluoroethane	TO-15	Air	ug/m3	NS	<2.02	<2.02
1,1-Dichloroethane	TO-15	Air	ug/m3	77	<0.966	<0.966
1,1-Dichloroethene	TO-15	Air	ug/m3	880	<1.01	<1.01
1,2,4-Trichlorobenzene	TO-15	Air	ug/m3	NS	<3.65	<3.65
1,2,4-Trimethylbenzene	TO-15	Air	ug/m3	NS	<1.25	<1.25
1,2-Dibromoethane (EDB)	TO-15	Air	ug/m3	NS	<1.85	<1.85
1,2-Dichlorobenzene	TO-15	Air	ug/m3	NS	<2.57	<2.57
1,2-Dichloroethane	TO-15	Air	ug/m3	4.7	<0.943	<0.943
1,2-Dichloropropane	TO-15	Air	ug/m3	NS	<1.17	<1.17
1,2-Dichlorotetrafluoroethane	TO-15	Air	ug/m3	NS	<0.208	<0.208
1,3,5-Trimethylbenzene	TO-15	Air	ug/m3	NS	<1.28	<1.28
1,3-Butadiene	TO-15	Air	ug/m3	NS	<0.768	<0.768
1,3-Dichlorobenzene	TO-15	Air	ug/m3	NS	<3.65	<3.65
1,4-Dichlorobenzene	TO-15	Air	ug/m3	NS	<1.12	<1.12
1,4-Dioxane	TO-15	Air	ug/m3	NS	<1.00	<1.00
2-Butanone (MEK)	TO-15	Air	ug/m3	NS	6.46	<0.799
2-Chlorotoluene	TO-15	Air	ug/m3	NS	<1.42	<1.42
2-Propanol	TO-15	Air	ug/m3	NS	546 E	<2.16
2,2,4-Trimethylpentane	TO-15	Air	ug/m3	NS	<2.07	<2.07
4-Ethyltoluene	TO-15	Air	ug/m3	NS	<1.28	<1.28
4-Methyl-2-pentanone (MIBK)	TO-15	Air	ug/m3	NS	<1.04	<1.04
Acetone	TO-15	Air	ug/m3	NS	64.2	8.25
Allyl chloride	TO-15	Air	ug/m3	NS	<1.19	<1.19
Benzene	TO-15	Air	ug/m3	16	<0.760	<0.760
Benzyl chloride	TO-15	Air	ug/m3	NS	<1.03	<1.03
Bromodichloromethane	TO-15	Air	ug/m3	NS	<1.57	<1.57
Bromoform	TO-15	Air	ug/m3	NS	<2.52	<2.52
Bromomethane	TO-15	Air	ug/m3	NS	<1.27	<1.27
Carbon disulfide	TO-15	Air	ug/m3	NS	<1.06	<1.06
Carbon tetrachloride	TO-15	Air	ug/m3	20	<1.54	<1.54
Chlorobenzene	TO-15	Air	ug/m3	NS	<1.28	<1.28
Chloroethane	TO-15	Air	ug/m3	NS	<0.876	<0.876
Chloroform	TO-15	Air	ug/m3	5.3	<1.16	<1.16
Chloromethane	TO-15	Air	ug/m3	390	5.93	2.69
Cyclohexane	TO-15	Air	ug/m3	NS	<0.864	<0.864
Dibromochloromethane	TO-15	Air	ug/m3	NS	<2.06	<2.06
Dichlorodifluoromethane	TO-15	Air	ug/m3	440	3.29	<2.26
Ethanol	TO-15	Air	ug/m3	NS	899 E	5.92 B
Ethylbenzene	TO-15	Air	ug/m3	49	<1.21	<1.21
Hexachloro-1,3-butadiene	TO-15	Air	ug/m3	NS	<3.74	<3.74
Isopropylbenzene	TO-15	Air	ug/m3	NS	<1.27	<1.27
Methyl Butyl Ketone	TO-15	Air	ug/m3	NS	<1.81	<1.81
Methyl-tert-butyl ether	TO-15	Air	ug/m3	NS	<0.778	<0.778
Methylene Chloride	TO-15	Air	ug/m3	2,600	<1.13	<1.13
Methyl methacrylate	TO-15	Air	ug/m3	NS	<1.20	<1.20
Naphthalene	TO-15	Air	ug/m3	3.6	<6.13	<6.13
Propene	TO-15	Air	ug/m3	NS	<0.536	<0.536
Styrene	TO-15	Air	ug/m3	NS	<1.12	<1.12
Tetrachloroethene	TO-15	Air	ug/m3	180	2.74	8.35
Tetrahydrofuran	TO-15	Air	ug/m3	NS	<0.722	<0.722
Toluene	TO-15	Air	ug/m3	NS	5.01	<1.09
Trichloroethene	TO-15	Air	ug/m3	8.8	<1.22	5.22
Trichlorofluoromethane	TO-15	Air	ug/m3	NS	2.28	<1.53
Vinyl acetate	TO-15	Air	ug/m3	NS	2.58	<1.36
Vinyl Bromide	TO-15	Air	ug/m3	NS	<1.24	<1.24
Vinyl chloride	TO-15	Air	ug/m3	28	<0.808	<0.808
cis-1,2-Dichloroethene	TO-15	Air	ug/m3	NS	<1.03	5.27
cis-1,3-Dichloropropene	TO-15	Air	ug/m3	NS	<1.04	<1.04
Total Xylenes	TO-15	Air	ug/m3	440	<1.95	<1.95
m&p-Xylene	TO-15	Air	ug/m3	440	<1.95	<1.95
Heptane	TO-15	Air	ug/m3	NS	<1.42	<1.42
n-Hexane	TO-15	Air	ug/m3	NS	<2.42	<2.42
o-Xylene	TO-15	Air	ug/m3	440	<1.20	<1.20
trans-1,2-Dichloroethene	TO-15	Air	ug/m3	NS	<0.888	<0.888
trans-1,3-Dichloropropene	TO-15	Air	ug/m3	NS	<1.1	<1.1

Date Collected: 7/13/2023

Notes:

All results are in micrograms per cubic meter ($\mu\text{g}/\text{m}^3$) unless noted otherwise

Concentrations exceeding the VALs or VRSLs are in **bold**

NS = No standard currently established for this compounds

VALs & VRSLs obtained from: Guidance: Wisconsin Vapor Quick Look-Up Table Indoor Air Vapor Action Levels and Vapor Risk Screening Levels (Based on November 2022 U.S. EPA Regional Screening Levels), version dated November 2022

B = The same analyte is found in the associated blank.

E = The analyte concentration exceeds the upper limit of the calibration range of the instrument established by the initial



Table 2: Groundwater Analytical Results
Quality Cleaners
1226-1228 11th Avenue, Grafton, WI 53024

Parameter	Units	ch. NR 140 GW Quality Enforcement Standards)	ch. NR 140 GW Quality Preventive Action Limits	MW-1	MW-1 (DUP-01)	MW-2
Sample Date:				7/13/2023		
Volatile Organic Compounds (VOCs)						
Benzene	ug/L	5.0	0.5	<0.30	<0.30	<0.30
Bromobenzene	ug/L			<0.36	<0.36	<0.36
Bromochloromethane	ug/L			<0.36	<0.36	<0.36
Bromodichloromethane	ug/L	0.6	0.06	<0.42	<0.42	<0.42
Bromoform	ug/L	4.4	0.44	<0.43	<0.43	<0.43
Bromomethane	ug/L	10.0	1	<1.2	<1.2	<1.2
n-Butylbenzene	ug/L			<0.86	<0.86	<0.86
sec-Butylbenzene	ug/L			<0.42	<0.42	<0.42
tert-Butylbenzene	ug/L			<0.59	<0.59	<0.59
Carbon tetrachloride	ug/L	5.0	0.5	<0.37	<0.37	<0.37
Chlorobenzene	ug/L	100	20	<0.86	<0.86	<0.86
Chloroethane	ug/L	400	80	<1.4	<1.4	<1.4
Chloroform	ug/L	6.0	0.6	<0.50	<0.50	<0.50
Chloromethane	ug/L	30	3	<1.6	<1.6	<1.6
2-Chlorotoluene	ug/L			<0.89	<0.89	<0.89
4-Chlorotoluene	ug/L			<0.89	<0.89	<0.89
1,2-Dibromo-3-chloropropane	ug/L	0.2	0.02	<2.4	<2.4	<2.4
Dibromochloromethane	ug/L	60	6	<2.6	<2.6	<2.6
1,2-Dibromoethane (EDB)	ug/L	0.05	0.005	<0.31	<0.31	<0.31
Dibromomethane	ug/L			<0.99	<0.99	<0.99
1,2-Dichlorobenzene	ug/L	600	60	<0.33	<0.33	<0.33
1,3-Dichlorobenzene	ug/L	600	120	<0.35	<0.35	<0.35
1,4-Dichlorobenzene	ug/L	75	15	<0.89	<0.89	<0.89
Dichlorodifluoromethane	ug/L	1000.0	200	<0.46	<0.46	<0.46
1,1-Dichloroethane	ug/L	850	85	<0.30	<0.30	<0.30
1,2-Dichloroethane	ug/L	5.0	0.5	<0.29	<0.29	<0.29
1,1-Dichloroethene	ug/L	7.0	0.7	<0.58	<0.58	<0.58
cis-1,2-Dichloroethene	ug/L	70	7	<0.47	<0.47	<0.47
trans-1,2-Dichloroethene	ug/L	100	20.0	<0.53	<0.53	<0.53
1,2-Dichloropropane	ug/L	5.0	0.5	<0.45	<0.45	<0.45
1,3-Dichloropropane	ug/L			<0.30	<0.30	<0.30
2,2-Dichloropropane	ug/L			<0.42	<0.42	<0.42
1,1-Dichloropropene	ug/L			<0.41	<0.41	<0.41
cis-1,3-Dichloropropene	ug/L	0.4	0.0	<0.24	<0.24	<0.24
trans-1,3-Dichloropropene	ug/L	0.4	0.0	<0.27	<0.27	<0.27
Diisopropyl ether	ug/L			<1.1	<1.1	<1.1
Ethylbenzene	ug/L	700	140	<0.33	<0.33	<0.33
Hexachloro-1,3-butadiene	ug/L			<2.7	<2.7	<2.7
Isopropylbenzene (Cumene)	ug/L			<1.0	<1.0	<1.0
p-Isopropyltoluene	ug/L			<1.0	<1.0	<1.0
Methylene Chloride	ug/L	5.0	0.5	<0.32	<0.32	<0.32
Methyl-tert-butyl ether	ug/L	60	12	<1.1	<1.1	<1.1
Naphthalene	ug/L	100.0	10	<1.9	<1.9	<1.9
n-Propylbenzene	ug/L			<0.35	<0.35	<0.35
Styrene	ug/L	100	10	<0.36	<0.36	<0.36
1,1,1,2-Tetrachloroethane	ug/L	70.0	7	<0.36	<0.36	<0.36
1,1,2,2-Tetrachloroethane	ug/L	0.2	0.02	<0.38	<0.38	<0.38
Tetrachloroethene	ug/L	5.0	0.5	1.2	1.2	8.0
Toluene	ug/L	800	160	<0.29	<0.29	<0.29
1,2,3-Trichlorobenzene	ug/L			<1.0	<1.0	<1.0
1,2,4-Trichlorobenzene	ug/L	70	14.0	<0.95	<0.95	<0.95
1,1,1-Trichloroethane	ug/L	200	40	<0.30	<0.30	<0.30
1,1,2-Trichloroethane	ug/L	5.0	0.5	<0.34	<0.34	<0.34
Trichloroethene	ug/L	5.0	0.5	<0.32	<0.32	<0.32
Trichlorofluoromethane	ug/L	3490	698	<0.42	<0.42	<0.42
1,2,3-Trichloropropane	ug/L	60	12	<0.56	<0.56	<0.56
1,2,4-Trimethylbenzene	ug/L	480	96	<0.45	<0.45	<0.45
1,3,5-Trimethylbenzene	ug/L	480	96	<0.36	<0.36	<0.36
Vinyl chloride	ug/L	0.2	0.02	<0.17	<0.17	<0.17
m&p-Xylene	ug/L			<0.70	<0.70	<0.70
o-Xylene	ug/L			<0.35	<0.35	<0.35
Total Trimethylbenzene	ug/L	480	96	<0.81	<0.81	<0.81
Total Xylenes	ug/L	2,000	400	<1.05	<1.05	<1.05

NOTES:

ug/kg = micrograms per kilogram

Concentrations equal to or exceeding the WI NR 140 GW Quality Enforcement Standards are **bold faced**

Concentrations equal to or exceeding the WI NR 140 GW Quality Preventive Action Limits are **bold faced**



ATTACHMENT A

VMS INSPECTION LOG & CAP INSPECTION LOG



Note: To fill and save this form electronically, it must be opened using Adobe Reader or Acrobat software.
Save a copy of the file, open Adobe Reader, select File > Open and browse for the file you saved.

Notice: In accordance with s. NR 727.05(1)(b)3., Wis. Admin. Code, use of this form for documenting the inspections and maintenance of certain vapor-related continuing obligations is required. Personal information collected will be used for administrative purposes and may be provided to requesters to the extent required by Wisconsin's Public Records law [ss. 19.31-19.39, Wis. Stats.].

Directions: This form was developed to provide the results of a site inspection of a vapor related continuing obligation, typically a vapor mitigation system. See the approval letter for this site for requirements regarding the submittal of this form to the Department of Natural Resources. A copy of this inspection log is required to be maintained either on the property, or at a location specified in the approval letter. The letter may be found in the database, [BRRTS on the Web](#), by searching for the site using the BRRTS ID number and then looking in the "Action" section for code 56.

Activity (Site) Name: Quality Cleaners BRRTS No.: 02-46-560212
Address Being Inspected (e.g., 123 N. Main St.): 1226-1228 11th Avenue Date of Inspection: 07/13/2023
Inspection Performed By (Name & Title/Company): Grant Zwiefelhofer / Kapur


When submittal of this form is required, submit an electronic version or a scanned copy of this completed form to the [RR Submittal Portal](#).

HOW TO USE THIS FORM

The Activity (Site) Name, BRRTS No., Address Being Inspected and Date of Inspection entered above will auto-populate the table. Complete only the applicable rows/components. Check "Not Applicable" for components that do not apply. For example, if there is no sump sealed and vented as part of the system, check "Not Applicable" in the "NOTES" section for that component.

Multiple components: For systems with multiple components (e.g., two manometers or two fans), add an additional row for that component by clicking the "+" (plus) symbol at the end of the row. After a system component row is added, a "-" (minus) symbol is shown so the added row may be deleted.

Photos: Click on the placeholder photo shown in each row to replace it with your own site-specific photo. Site-specific photos are optional but strongly recommended. Enter specific details and observations within the "NOTES" section to assist the DNR in understanding status of the system components.

SYSTEM COMPONENT				Date of Inspection:	07/13/2023
NAME	WHAT DOES IT DO?	WHAT DO I CHECK?	WHAT SHOULD I SEE?	WHAT TO FIX?	
Manometer or Differential Pressure Gauge	Measures differential pressure between vacuum side of vent pipe and indoor space. This measurement confirms there is a vacuum being pulled by the fan.	Liquid Level on Manometer or Gauge	Liquid level in manometer should be offset (not level with each other).	A change in liquid level indicates a change in the vacuum below foundation. This could be caused by failure of fan, blockage of vent pipe, change in water level below building, or other conditions. Hire a professional to identify cause and repair if needed.	
PHOTO			NOTES: (Record the reading on the gauge. Identify specific building and location description:) <input type="checkbox"/> Not Applicable Located in storage room in the southeast corner of the building. Gauge read 0.9 inch WC/DIV		
					

BRRTS No. 02-46-560212

Site Name: Quality Cleaners


Address Being Inspected: 1226-1228 11th Avenue

Vapor Mitigation System Inspection Log

Form 4400-321 (R 03/22)

Page 2 of 7

SYSTEM COMPONENT				Date of Inspection:	07/13/2023
NAME	WHAT DOES IT DO?	WHAT DO I CHECK?	WHAT SHOULD I SEE?	WHAT TO FIX?	
Fan	<p>Fan creates a vacuum and lowers pressure below foundation.</p> <p>The fan also removes soil gases from below foundation for discharge to atmosphere.</p>	<p>Fan Operation</p> <p>Fan Location</p> <p>Motor Noise</p>	<p>Fan is on.</p> <p>Fan mounted outside & secure.</p> <p>Fan motor is quiet (loud motor may indicate problem).</p>	<p>Replace the fan immediately once the fan stops running. Fans typically run for 10-20 years, but it may be less.</p> <p>Replacement fan to have similar specifications as original with respect to flow and vacuum.</p> <p>After a fan is replaced, the system should be evaluated by a mitigation professional to verify effectiveness, which includes pressure readings.</p> <p>Original Fan Make and Model:</p>	

<p>PHOTO</p> 	<p>NOTES: (Identify specific building and location description:)</p> <p><input type="checkbox"/> Not Applicable</p> <p>Located on the southeast corner of the building.</p>
---	--

BRRTS No. 02-46-560212


Site Name: Quality Cleaners

Address Being Inspected: 1226-1228 11th Avenue

Vapor Mitigation System Inspection Log

Form 4400-321 (R 03/22)

Page 3 of 7

SYSTEM COMPONENT				Date of Inspection:	07/13/2023
NAME	WHAT DOES IT DO?	WHAT DO I CHECK?	WHAT SHOULD I SEE?	WHAT TO FIX?	
Suction Drop Point w/Vent Pipe	<p>Suction Point : Soil gases are collected in a void space below the foundation, and tight seal prevents soil gas from getting inside the home.</p> <p>Vent Pipe: Pipe conveys the vacuum from the fan, and collects soil gases for discharge to the atmosphere.</p>	Suction Point Seal	Seal is air tight around pipe penetration.	<p>Suction point seal or vent pipe may need to be sealed or replaced if cracks or leaks appear.</p> <p>If any piping or sealing of the system is altered or replaced, the system should be evaluated by a mitigation professional to verify effectiveness, which includes pressure readings.</p>	
		Vent Pipe Condition	Vent pipe is connected to fan, has not cracked.		
PHOTO			<p>NOTES: (Identify specific building and location description:)</p> <p><input type="checkbox"/> Not Applicable</p> <p>Located in storage room in the southeast corner of the building.</p>		
					

BRRTS No. 02-46-560212


Site Name: Quality Cleaners

Address Being Inspected: 1226-1228 11th Avenue

Vapor Mitigation System Inspection Log

Form 4400-321 (R 03/22)

Page 4 of 7

SYSTEM COMPONENT		Date of Inspection: 07/13/2023		
NAME	WHAT DOES IT DO?	WHAT DO I CHECK?	WHAT SHOULD I SEE?	WHAT TO FIX?
Sealed Sump w/Vent Pipe	Sump Cover: Soil gases are collected in sump and the cover prevents soil gas from getting inside home. Vent Pipe: Pipe transports the soil gas from the sump for discharge to the atmosphere.	Suction Point Seal Vent Pipe Seal Condition	Seal is airtight to floor. Vent pipe is connected to the sump cover and is not cracked.	Sump cover or vent pipe may need to be sealed or replaced if cracks or leaks appear. If any piping or sealing of the system is altered or replaced, the system should be evaluated by a plumber or a mitigation professional to verify effectiveness, which includes pressure readings.
PHOTO 			NOTES: (Identify specific building and location description:) <input checked="" type="checkbox"/> Not Applicable	

BRRTS No. 02-46-560212

Site Name: Quality Cleaners


Address Being Inspected: 1226-1228 11th Avenue

Vapor Mitigation System Inspection Log

Form 4400-321 (R 03/22)

Page 5 of 7

SYSTEM COMPONENT				Date of Inspection:	07/13/2023
NAME	WHAT DOES IT DO?	WHAT DO I CHECK?	WHAT SHOULD I SEE?	WHAT TO FIX?	
Outdoor Vent Pipe	Pipe transports the soil gas from beneath the foundation for discharge to the atmosphere.	Vent Pipe Condition Vent Pipe Location	Vent pipe remains connected to fan. End of pipe free from obstructions. The exhaust is more than 15 feet from windows or air intakes.	Vent pipe may require replacement, or cleaning to remove ice or debris. If any piping or sealing of the system is altered or replaced, the system should be evaluated by a mitigation professional to verify effectiveness, which includes pressure readings.	



NOTES: (Identify specific building and location description:)
 Not Applicable
located on the southeast corner of the building.

BRRTS No. 02-46-560212


Site Name: Quality Cleaners

Address Being Inspected: 1226-1228 11th Avenue

Vapor Mitigation System Inspection Log

Form 4400-321 (R 03/22)

Page 6 of 7

SYSTEM COMPONENT				Date of Inspection:	07/13/2023
NAME	WHAT DOES IT DO?	WHAT DO I CHECK?	WHAT SHOULD I SEE?	WHAT TO FIX?	
Foundation Floor	Foundation is a barrier that minimizes soil gas entry into building, and helps fan to work efficiently.	Foundation Condition	No penetrating cracks or holes in foundation.	Seal cracks or other penetrations as you would to prevent water from entering.	
		Foundation Footprint	Check if there have been alterations or additions to building or footprint.	If building floor plan has changed, notify DNR and contact a mitigation professional to evaluate if modifications to the vapor mitigation system are necessary.	
PHOTO			NOTES: (Identify specific building and location description:)		
			<input type="checkbox"/> Not Applicable		
			Building floor is in good condition.		

BRRTS No. 02-46-560212


Site Name: Quality Cleaners

Address Being Inspected: 1226-1228 11th Avenue

Vapor Mitigation System Inspection Log

Form 4400-321 (R 03/22)

Page 7 of 7

SYSTEM COMPONENT				Date of Inspection:	07/13/2023
NAME	WHAT DOES IT DO?	WHAT DO I CHECK?	WHAT SHOULD I SEE?	WHAT TO FIX?	
Sub Slab Vapor Port	This is a sample port to measure vacuum or take sample of soil gas if needed. It needs to remain sealed when not in use to prevent soil gas entry into the home.	Port Seal/Cap	If able to measure the vacuum with a micromanometer, the pressure differential should be at least 0.004 inches of H ₂ O or at least one Pascal.	Repair or replace the seal and cover as needed.	
		Port Condition	Port is sealed and capped when not in use.	Permanently seal hole if sample port is ever removed.	
PHOTO			<p>NOTES: (If taken, record the pressure differential reading. Identify specific building and location description:)</p> <p><input checked="" type="checkbox"/> Not Applicable</p>		
					

Directions: In accordance with s. NR 727.05 (1) (b) 3., Wis. Adm. Code, use of this form for documenting the inspections and maintenance of certain continuing obligations is required. Personal information collected will be used for administrative purposes and may be provided to requesters to the extent required by Wisconsin's Public Records law [ss. 19.31-19.39, Wis. Stats.]. When using this form, identify the condition that is being inspected. See the closure approval letter for this site for requirements regarding the submittal of this form to the Department of Natural Resources. A copy of this inspection log is required to be maintained either on the property, or at a location specified in the closure approval letter. Do NOT delete previous inspection results. This form was developed to provide a continuous history of site inspection results. The Department of Natural Resources project manager is identified in the closure letter. The project manager may also be identified from the database, BRRTS on the Web, at <http://dnr.wi.gov/botw/SetUpBasicSearchForm.do>, by searching for the site using the BRRTS ID number, and then looking in the "Who" section.

Activity (Site) Name Quality Cleaners	BRRTS No. 02-46-560212
--	---------------------------

Inspections are required to be conducted (see closure approval letter):

annually
 semi-annually
 other – specify _____

When submittal of this form is required, submit the form electronically to the DNR project manager. An electronic version of this filled out form, or a scanned version may be sent to the following email address (see closure approval letter):

Inspection Date	Inspector Name	Item	Describe the condition of the item that is being inspected	Recommendations for repair or maintenance	Previous recommendations implemented?	Photographs taken and attached?
07/13/2023	Grant Zwiefelhofer	<input checked="" type="checkbox"/> monitoring well <input checked="" type="checkbox"/> cover/barrier for soil <input type="checkbox"/> sediment cap <input type="checkbox"/> other:	Exterior and monitoring wells are in good condition.	None.	<input type="radio"/> Y <input type="radio"/> N	<input checked="" type="radio"/> Y <input type="radio"/> N
		<input type="checkbox"/> monitoring well <input type="checkbox"/> cover/barrier for soil <input type="checkbox"/> sediment cap <input type="checkbox"/> other:			<input type="radio"/> Y <input type="radio"/> N	<input type="radio"/> Y <input type="radio"/> N
		<input type="checkbox"/> monitoring well <input type="checkbox"/> cover/barrier for soil <input type="checkbox"/> sediment cap <input type="checkbox"/> other:			<input type="radio"/> Y <input type="radio"/> N	<input type="radio"/> Y <input type="radio"/> N
		<input type="checkbox"/> monitoring well <input type="checkbox"/> cover/barrier for soil <input type="checkbox"/> sediment cap <input type="checkbox"/> other:			<input type="radio"/> Y <input type="radio"/> N	<input type="radio"/> Y <input type="radio"/> N
		<input type="checkbox"/> monitoring well <input type="checkbox"/> cover/barrier for soil <input type="checkbox"/> sediment cap <input type="checkbox"/> other:			<input type="radio"/> Y <input type="radio"/> N	<input type="radio"/> Y <input type="radio"/> N
		<input type="checkbox"/> monitoring well <input type="checkbox"/> cover/barrier for soil <input type="checkbox"/> sediment cap <input type="checkbox"/> other:			<input type="radio"/> Y <input type="radio"/> N	<input type="radio"/> Y <input type="radio"/> N

{Click to Add/Edit Image}

Date added:



Title: West side of building (facing S/SE)

{Click to Add/Edit Image}

Date added:



Title: West side of building (facing N/NE)

{Click to Add/Edit Image}

Date added:



Title: East side of the building (facing NW)

{Click to Add/Edit Image}

Date added:



Title: East boundary of the Subject Property (facing N)

{Click to Add/Edit Image}

Date added:



Title: NE boundary of the Subject Property (facing SW)



ATTACHMENT B

AIR LABORATORY ANALYTICAL REPORT



Kapur Inc - Milwaukee, WI

Sample Delivery Group: L1635840
Samples Received: 07/15/2023
Project Number:
Description: Quality Cleaners

Report To: Grant Zwiefelhofer
788 N Jefferson St
Ste 900
Milwaukee, WI 53202

Entire Report Reviewed By:



Jennifer A McCurdy
Project Manager

Results relate only to the items tested or calibrated and are reported as rounded values. This test report shall not be reproduced, except in full, without written approval of the laboratory. Where applicable, sampling conducted by Pace Analytical National is performed per guidance provided in laboratory standard operating procedures ENV-SOP-MTJL-0067 and ENV-SOP-MTJL-0068. Where sampling conducted by the customer, results relate to the accuracy of the information provided, and as the samples are received.

Pace Analytical National12065 Lebanon Rd Mount Juliet, TN 37122 615-758-5858 800-767-5859 www.pacenational.com

TABLE OF CONTENTS

Cp: Cover Page	1	¹Cp
Tc: Table of Contents	2	
Ss: Sample Summary	3	²Tc
Cn: Case Narrative	4	
Sr: Sample Results	5	³Ss
IA-1 L1635840-01	5	
OA-1 L1635840-02	7	⁴Cn
Qc: Quality Control Summary	9	⁵Sr
Volatile Organic Compounds (MS) by Method TO-15	9	
Gl: Glossary of Terms	13	⁶Qc
Al: Accreditations & Locations	14	⁷Gl
Sc: Sample Chain of Custody	15	⁸Al
		⁹Sc

SAMPLE SUMMARY

IA-1 L1635840-01 Air

Collected by: Grant Z
 Collected date/time: 07/13/23 16:30
 Received date/time: 07/15/23 09:00

Method	Batch	Dilution	Preparation date/time	Analysis date/time	Analyst	Location
Volatile Organic Compounds (MS) by Method TO-15	WG2097868	1	07/19/23 18:19	07/19/23 18:19	GH	Mt. Juliet, TN

¹ Cp

² Tc

³ Ss

OA-1 L1635840-02 Air

Collected by: Grant Z
 Collected date/time: 07/13/23 16:40
 Received date/time: 07/15/23 09:00

Method	Batch	Dilution	Preparation date/time	Analysis date/time	Analyst	Location
Volatile Organic Compounds (MS) by Method TO-15	WG2097868	1	07/19/23 18:50	07/19/23 18:50	GH	Mt. Juliet, TN

⁴ Cn

⁵ Sr

⁶ Qc

⁷ Gl

⁸ Al

⁹ Sc

CASE NARRATIVE

All sample aliquots were received at the correct temperature, in the proper containers, with the appropriate preservatives, and within method specified holding times, unless qualified or notated within the report. Where applicable, all MDL (LOD) and RDL (LOQ) values reported for environmental samples have been corrected for the dilution factor used in the analysis. All Method and Batch Quality Control are within established criteria except where addressed in this case narrative, a non-conformance form or properly qualified within the sample results. By my digital signature below, I affirm to the best of my knowledge, all problems/anomalies observed by the laboratory as having the potential to affect the quality of the data have been identified by the laboratory, and no information or data have been knowingly withheld that would affect the quality of the data.



Jennifer A McCurdy
Project Manager

¹ Cp

² Tc

³ Ss

⁴ Cn

⁵ Sr

⁶ Qc

⁷ Gl

⁸ Al

⁹ Sc

Volatile Organic Compounds (MS) by Method TO-15

Analyte	CAS #	Mol. Wt.	RDL1 ppbv	RDL2 ug/m3	Result ppbv	Result ug/m3	Qualifier	Dilution	Batch
Acetone	67-64-1	58.10	1.95	4.63	27.0	64.2		1	WG2097868
Allyl chloride	107-05-1	76.53	0.380	1.19	ND	ND		1	WG2097868
Benzene	71-43-2	78.10	0.238	0.760	ND	ND		1	WG2097868
Benzyl Chloride	100-44-7	127	0.199	1.03	ND	ND		1	WG2097868
Bromodichloromethane	75-27-4	164	0.234	1.57	ND	ND		1	WG2097868
Bromoform	75-25-2	253	0.244	2.52	ND	ND		1	WG2097868
Bromomethane	74-83-9	94.90	0.327	1.27	ND	ND		1	WG2097868
1,3-Butadiene	106-99-0	54.10	0.347	0.768	ND	ND		1	WG2097868
Carbon disulfide	75-15-0	76.10	0.340	1.06	ND	ND		1	WG2097868
Carbon tetrachloride	56-23-5	154	0.244	1.54	ND	ND		1	WG2097868
Chlorobenzene	108-90-7	113	0.277	1.28	ND	ND		1	WG2097868
Chloroethane	75-00-3	64.50	0.332	0.876	ND	ND		1	WG2097868
Chloroform	67-66-3	119	0.239	1.16	ND	ND		1	WG2097868
Chloromethane	74-87-3	50.50	0.343	0.708	2.87	5.93		1	WG2097868
2-Chlorotoluene	95-49-8	126	0.276	1.42	ND	ND		1	WG2097868
Cyclohexane	110-82-7	84.20	0.251	0.864	ND	ND		1	WG2097868
Dibromochloromethane	124-48-1	208	0.242	2.06	ND	ND		1	WG2097868
1,2-Dibromoethane	106-93-4	188	0.240	1.85	ND	ND		1	WG2097868
1,2-Dichlorobenzene	95-50-1	147	0.427	2.57	ND	ND		1	WG2097868
1,3-Dichlorobenzene	541-73-1	147	0.607	3.65	ND	ND		1	WG2097868
1,4-Dichlorobenzene	106-46-7	147	0.186	1.12	ND	ND		1	WG2097868
1,2-Dichloroethane	107-06-2	99	0.233	0.943	ND	ND		1	WG2097868
1,1-Dichloroethane	75-34-3	98	0.241	0.966	ND	ND		1	WG2097868
1,1-Dichloroethene	75-35-4	96.90	0.254	1.01	ND	ND		1	WG2097868
cis-1,2-Dichloroethene	156-59-2	96.90	0.261	1.03	ND	ND		1	WG2097868
trans-1,2-Dichloroethene	156-60-5	96.90	0.224	0.888	ND	ND		1	WG2097868
1,2-Dichloropropane	78-87-5	113	0.253	1.17	ND	ND		1	WG2097868
cis-1,3-Dichloropropene	10061-01-5	111	0.230	1.04	ND	ND		1	WG2097868
trans-1,3-Dichloropropene	10061-02-6	111	0.243	1.10	ND	ND		1	WG2097868
1,4-Dioxane	123-91-1	88.10	0.278	1.00	ND	ND		1	WG2097868
Ethanol	64-17-5	46.10	0.883	1.66	477	899	E	1	WG2097868
Ethylbenzene	100-41-4	106	0.278	1.21	ND	ND		1	WG2097868
4-Ethyltoluene	622-96-8	120	0.261	1.28	ND	ND		1	WG2097868
Trichlorofluoromethane	75-69-4	137.40	0.273	1.53	0.405	2.28		1	WG2097868
Dichlorodifluoromethane	75-71-8	120.92	0.457	2.26	0.665	3.29		1	WG2097868
1,1,2-Trichlorotrifluoroethane	76-13-1	187.40	0.264	2.02	ND	ND		1	WG2097868
1,2-Dichlorotetrafluoroethane	76-14-2	171	0.297	2.08	ND	ND		1	WG2097868
Heptane	142-82-5	100	0.347	1.42	ND	ND		1	WG2097868
Hexachloro-1,3-butadiene	87-68-3	261	0.350	3.74	ND	ND		1	WG2097868
n-Hexane	110-54-3	86.20	0.687	2.42	ND	ND		1	WG2097868
Isopropylbenzene	98-82-8	120.20	0.259	1.27	ND	ND		1	WG2097868
Methylene Chloride	75-09-2	84.90	0.326	1.13	ND	ND		1	WG2097868
Methyl Butyl Ketone	591-78-6	100	0.443	1.81	ND	ND		1	WG2097868
2-Butanone (MEK)	78-93-3	72.10	0.271	0.799	2.19	6.46		1	WG2097868
4-Methyl-2-pentanone (MIBK)	108-10-1	100.10	0.255	1.04	ND	ND		1	WG2097868
Methyl methacrylate	80-62-6	100.12	0.292	1.20	ND	ND		1	WG2097868
MTBE	1634-04-4	88.10	0.216	0.778	ND	ND		1	WG2097868
Naphthalene	91-20-3	128	1.17	6.13	ND	ND		1	WG2097868
2-Propanol	67-63-0	60.10	0.880	2.16	222	546	E	1	WG2097868
Propene	115-07-1	42.10	0.311	0.536	ND	ND		1	WG2097868
Styrene	100-42-5	104	0.263	1.12	ND	ND		1	WG2097868
1,1,2,2-Tetrachloroethane	79-34-5	168	0.248	1.70	ND	ND		1	WG2097868
Tetrachloroethylene	127-18-4	166	0.271	1.84	0.404	2.74		1	WG2097868
Tetrahydrofuran	109-99-9	72.10	0.245	0.722	ND	ND		1	WG2097868
Toluene	108-88-3	92.10	0.290	1.09	1.33	5.01		1	WG2097868
1,2,4-Trichlorobenzene	120-82-1	181	0.493	3.65	ND	ND		1	WG2097868

1 Cp

2 Tc

3 Ss

4 Cn

5 Sr

6 Qc

7 Gl

8 Al

9 Sc

Volatile Organic Compounds (MS) by Method TO-15

Analyte	CAS #	Mol. Wt.	RDL1 ppbv	RDL2 ug/m3	Result ppbv	Result ug/m3	Qualifier	Dilution	Batch
1,1,1-Trichloroethane	71-55-6	133	0.245	1.33	ND	ND		1	WG2097868
1,1,2-Trichloroethane	79-00-5	133	0.258	1.40	ND	ND		1	WG2097868
Trichloroethylene	79-01-6	131	0.227	1.22	ND	ND		1	WG2097868
1,2,4-Trimethylbenzene	95-63-6	120	0.255	1.25	ND	ND		1	WG2097868
1,3,5-Trimethylbenzene	108-67-8	120	0.260	1.28	ND	ND		1	WG2097868
2,2,4-Trimethylpentane	540-84-1	114.22	0.443	2.07	ND	ND		1	WG2097868
Vinyl chloride	75-01-4	62.50	0.316	0.808	ND	ND		1	WG2097868
Vinyl Bromide	593-60-2	106.95	0.284	1.24	ND	ND		1	WG2097868
Vinyl acetate	108-05-4	86.10	0.387	1.36	0.732	2.58		1	WG2097868
Xylenes, Total	1330-20-7	106.16	0.450	1.95	ND	ND		1	WG2097868
m&p-Xylene	1330-20-7	106	0.450	1.95	ND	ND		1	WG2097868
o-Xylene	95-47-6	106	0.276	1.20	ND	ND		1	WG2097868
(S) 1,4-Bromofluorobenzene	460-00-4	175	60.0-140		101				WG2097868

1 Cp

2 Tc

3 Ss

4 Cn

5 Sr

6 Qc

7 Gl

8 Al

9 Sc

Volatile Organic Compounds (MS) by Method TO-15

Analyte	CAS #	Mol. Wt.	RDL1 ppbv	RDL2 ug/m3	Result ppbv	Result ug/m3	Qualifier	Dilution	Batch
Acetone	67-64-1	58.10	1.95	4.63	3.47	8.25		1	WG2097868
Allyl chloride	107-05-1	76.53	0.380	1.19	ND	ND		1	WG2097868
Benzene	71-43-2	78.10	0.238	0.760	ND	ND		1	WG2097868
Benzyl Chloride	100-44-7	127	0.199	1.03	ND	ND		1	WG2097868
Bromodichloromethane	75-27-4	164	0.234	1.57	ND	ND		1	WG2097868
Bromoform	75-25-2	253	0.244	2.52	ND	ND		1	WG2097868
Bromomethane	74-83-9	94.90	0.327	1.27	ND	ND		1	WG2097868
1,3-Butadiene	106-99-0	54.10	0.347	0.768	ND	ND		1	WG2097868
Carbon disulfide	75-15-0	76.10	0.340	1.06	ND	ND		1	WG2097868
Carbon tetrachloride	56-23-5	154	0.244	1.54	ND	ND		1	WG2097868
Chlorobenzene	108-90-7	113	0.277	1.28	ND	ND		1	WG2097868
Chloroethane	75-00-3	64.50	0.332	0.876	ND	ND		1	WG2097868
Chloroform	67-66-3	119	0.239	1.16	ND	ND		1	WG2097868
Chloromethane	74-87-3	50.50	0.343	0.708	1.30	2.69		1	WG2097868
2-Chlorotoluene	95-49-8	126	0.276	1.42	ND	ND		1	WG2097868
Cyclohexane	110-82-7	84.20	0.251	0.864	ND	ND		1	WG2097868
Dibromochloromethane	124-48-1	208	0.242	2.06	ND	ND		1	WG2097868
1,2-Dibromoethane	106-93-4	188	0.240	1.85	ND	ND		1	WG2097868
1,2-Dichlorobenzene	95-50-1	147	0.427	2.57	ND	ND		1	WG2097868
1,3-Dichlorobenzene	541-73-1	147	0.607	3.65	ND	ND		1	WG2097868
1,4-Dichlorobenzene	106-46-7	147	0.186	1.12	ND	ND		1	WG2097868
1,2-Dichloroethane	107-06-2	99	0.233	0.943	ND	ND		1	WG2097868
1,1-Dichloroethane	75-34-3	98	0.241	0.966	ND	ND		1	WG2097868
1,1-Dichloroethene	75-35-4	96.90	0.254	1.01	ND	ND		1	WG2097868
cis-1,2-Dichloroethene	156-59-2	96.90	0.261	1.03	1.33	5.27		1	WG2097868
trans-1,2-Dichloroethene	156-60-5	96.90	0.224	0.888	ND	ND		1	WG2097868
1,2-Dichloropropane	78-87-5	113	0.253	1.17	ND	ND		1	WG2097868
cis-1,3-Dichloropropene	10061-01-5	111	0.230	1.04	ND	ND		1	WG2097868
trans-1,3-Dichloropropene	10061-02-6	111	0.243	1.10	ND	ND		1	WG2097868
1,4-Dioxane	123-91-1	88.10	0.278	1.00	ND	ND		1	WG2097868
Ethanol	64-17-5	46.10	0.883	1.66	3.14	5.92	B	1	WG2097868
Ethylbenzene	100-41-4	106	0.278	1.21	ND	ND		1	WG2097868
4-Ethyltoluene	622-96-8	120	0.261	1.28	ND	ND		1	WG2097868
Trichlorofluoromethane	75-69-4	137.40	0.273	1.53	ND	ND		1	WG2097868
Dichlorodifluoromethane	75-71-8	120.92	0.457	2.26	ND	ND		1	WG2097868
1,1,2-Trichlorotrifluoroethane	76-13-1	187.40	0.264	2.02	ND	ND		1	WG2097868
1,2-Dichlorotetrafluoroethane	76-14-2	171	0.297	2.08	ND	ND		1	WG2097868
Heptane	142-82-5	100	0.347	1.42	ND	ND		1	WG2097868
Hexachloro-1,3-butadiene	87-68-3	261	0.350	3.74	ND	ND		1	WG2097868
n-Hexane	110-54-3	86.20	0.687	2.42	ND	ND		1	WG2097868
Isopropylbenzene	98-82-8	120.20	0.259	1.27	ND	ND		1	WG2097868
Methylene Chloride	75-09-2	84.90	0.326	1.13	ND	ND		1	WG2097868
Methyl Butyl Ketone	591-78-6	100	0.443	1.81	ND	ND		1	WG2097868
2-Butanone (MEK)	78-93-3	72.10	0.271	0.799	ND	ND		1	WG2097868
4-Methyl-2-pentanone (MIBK)	108-10-1	100.10	0.255	1.04	ND	ND		1	WG2097868
Methyl methacrylate	80-62-6	100.12	0.292	1.20	ND	ND		1	WG2097868
MTBE	1634-04-4	88.10	0.216	0.778	ND	ND		1	WG2097868
Naphthalene	91-20-3	128	1.17	6.13	ND	ND		1	WG2097868
2-Propanol	67-63-0	60.10	0.880	2.16	ND	ND		1	WG2097868
Propene	115-07-1	42.10	0.311	0.536	ND	ND		1	WG2097868
Styrene	100-42-5	104	0.263	1.12	ND	ND		1	WG2097868
1,1,2,2-Tetrachloroethane	79-34-5	168	0.248	1.70	ND	ND		1	WG2097868
Tetrachloroethylene	127-18-4	166	0.271	1.84	1.23	8.35		1	WG2097868
Tetrahydrofuran	109-99-9	72.10	0.245	0.722	ND	ND		1	WG2097868
Toluene	108-88-3	92.10	0.290	1.09	ND	ND		1	WG2097868
1,2,4-Trichlorobenzene	120-82-1	181	0.493	3.65	ND	ND		1	WG2097868

1 Cp
2 Tc
3 Ss
4 Cn
5 Sr
6 Qc
7 Gl
8 Al
9 Sc

Volatile Organic Compounds (MS) by Method TO-15

Analyte	CAS #	Mol. Wt.	RDL1 ppbv	RDL2 ug/m3	Result ppbv	Result ug/m3	Qualifier	Dilution	Batch
1,1,1-Trichloroethane	71-55-6	133	0.245	1.33	ND	ND		1	WG2097868
1,1,2-Trichloroethane	79-00-5	133	0.258	1.40	ND	ND		1	WG2097868
Trichloroethylene	79-01-6	131	0.227	1.22	0.975	5.22		1	WG2097868
1,2,4-Trimethylbenzene	95-63-6	120	0.255	1.25	ND	ND		1	WG2097868
1,3,5-Trimethylbenzene	108-67-8	120	0.260	1.28	ND	ND		1	WG2097868
2,2,4-Trimethylpentane	540-84-1	114.22	0.443	2.07	ND	ND		1	WG2097868
Vinyl chloride	75-01-4	62.50	0.316	0.808	ND	ND		1	WG2097868
Vinyl Bromide	593-60-2	106.95	0.284	1.24	ND	ND		1	WG2097868
Vinyl acetate	108-05-4	86.10	0.387	1.36	ND	ND		1	WG2097868
Xylenes, Total	1330-20-7	106.16	0.450	1.95	ND	ND		1	WG2097868
m&p-Xylene	1330-20-7	106	0.450	1.95	ND	ND		1	WG2097868
o-Xylene	95-47-6	106	0.276	1.20	ND	ND		1	WG2097868
(S) 1,4-Bromofluorobenzene	460-00-4	175	60.0-140		90.8				WG2097868

- 1 Cp
- 2 Tc
- 3 Ss
- 4 Cn
- 5 Sr
- 6 Qc
- 7 Gl
- 8 Al
- 9 Sc

Method Blank (MB)

(MB) R3950947-3 07/19/23 13:13

Analyte	MB Result	MB Qualifier	MB MDL	MB RDL
	ppbv		ppbv	ppbv
Acetone	U		0.584	1.95
Allyl chloride	U		0.114	0.380
Benzene	U		0.0715	0.238
Benzyl Chloride	U		0.0598	0.199
Bromodichloromethane	U		0.0702	0.234
Bromoform	U		0.0732	0.244
Bromomethane	U		0.0982	0.327
1,3-Butadiene	U		0.104	0.347
Carbon disulfide	U		0.102	0.340
Carbon tetrachloride	U		0.0732	0.244
Chlorobenzene	U		0.0832	0.277
Chloroethane	U		0.0996	0.332
Chloroform	U		0.0717	0.239
Chloromethane	U		0.103	0.343
2-Chlorotoluene	U		0.0828	0.276
Cyclohexane	U		0.0753	0.251
Dibromochloromethane	U		0.0727	0.242
1,2-Dibromoethane	U		0.0721	0.240
1,2-Dichlorobenzene	U		0.128	0.427
1,3-Dichlorobenzene	U		0.182	0.607
1,4-Dichlorobenzene	U		0.0557	0.186
1,2-Dichloroethane	U		0.0700	0.233
1,1-Dichloroethane	U		0.0723	0.241
1,1-Dichloroethene	U		0.0762	0.254
cis-1,2-Dichloroethene	U		0.0784	0.261
trans-1,2-Dichloroethene	U		0.0673	0.224
1,2-Dichloropropane	U		0.0760	0.253
cis-1,3-Dichloropropene	U		0.0689	0.230
trans-1,3-Dichloropropene	U		0.0728	0.243
1,4-Dioxane	U		0.0833	0.278
Ethanol	0.497	U	0.265	0.883
Ethylbenzene	U		0.0835	0.278
4-Ethyltoluene	U		0.0783	0.261
Trichlorofluoromethane	U		0.0819	0.273
Dichlorodifluoromethane	U		0.137	0.457
1,1,2-Trichlorotrifluoroethane	U		0.0793	0.264
1,2-Dichlorotetrafluoroethane	U		0.0890	0.297
Heptane	U		0.104	0.347
Hexachloro-1,3-butadiene	U		0.105	0.350
n-Hexane	U		0.206	0.687

¹Cp

²Tc

³Ss

⁴Cn

⁵Sr

⁶Qc

⁷Gl

⁸Al

⁹Sc

Method Blank (MB)

(MB) R3950947-3 07/19/23 13:13

Analyte	MB Result	MB Qualifier	MB MDL	MB RDL
	ppbv		ppbv	ppbv
Isopropylbenzene	U		0.0777	0.259
Methylene Chloride	U		0.0979	0.326
Methyl Butyl Ketone	U		0.133	0.443
2-Butanone (MEK)	U		0.0814	0.271
4-Methyl-2-pentanone (MIBK)	U		0.0765	0.255
Methyl methacrylate	U		0.0876	0.292
MTBE	U		0.0647	0.216
Naphthalene	U		0.350	1.17
2-Propanol	U		0.264	0.880
Propene	U		0.0932	0.311
Styrene	U		0.0788	0.263
1,1,2,2-Tetrachloroethane	U		0.0743	0.248
Tetrachloroethylene	U		0.0814	0.271
Tetrahydrofuran	U		0.0734	0.245
Toluene	U		0.0870	0.290
1,2,4-Trichlorobenzene	U		0.148	0.493
1,1,1-Trichloroethane	U		0.0736	0.245
1,1,2-Trichloroethane	U		0.0775	0.258
Trichloroethylene	U		0.0680	0.227
1,2,4-Trimethylbenzene	U		0.0764	0.255
1,3,5-Trimethylbenzene	U		0.0779	0.260
2,2,4-Trimethylpentane	U		0.133	0.443
Vinyl chloride	U		0.0949	0.316
Vinyl Bromide	U		0.0852	0.284
Vinyl acetate	U		0.116	0.387
Xylenes, Total	U		0.135	0.450
m&p-Xylene	U		0.135	0.450
o-Xylene	U		0.0828	0.276
(S) 1,4-Bromofluorobenzene	89.9			60.0-140

1 Cp

2 Tc

3 Ss

4 Cn

5 Sr

6 Qc

7 Gl

8 Al

9 Sc

Laboratory Control Sample (LCS) • Laboratory Control Sample Duplicate (LCSD)

(LCS) R3950947-1 07/19/23 12:11 • (LCSD) R3950947-2 07/19/23 12:43

Analyte	Spike Amount	LCS Result	LCSD Result	LCS Rec.	LCSD Rec.	Rec. Limits	LCS Qualifier	LCSD Qualifier	RPD	RPD Limits
	ppbv	ppbv	ppbv	%	%	%			%	%
Acetone	3.75	3.04	2.92	81.1	77.9	70.0-130			4.03	25
Allyl chloride	3.75	3.14	3.14	83.7	83.7	70.0-130			0.000	25
Benzene	3.75	3.84	4.07	102	109	70.0-130			5.82	25
Benzyl Chloride	3.75	3.67	3.39	97.9	90.4	70.0-152			7.93	25

Laboratory Control Sample (LCS) • Laboratory Control Sample Duplicate (LCSD)

(LCS) R3950947-1 07/19/23 12:11 • (LCSD) R3950947-2 07/19/23 12:43

Analyte	Spike Amount ppbv	LCS Result ppbv	LCSD Result ppbv	LCS Rec. %	LCSD Rec. %	Rec. Limits %	<u>LCS Qualifier</u>	<u>LCSD Qualifier</u>	RPD %	RPD Limits %
Bromodichloromethane	3.75	3.78	3.92	101	105	70.0-130			3.64	25
Bromoform	3.75	3.97	3.95	106	105	70.0-130			0.505	25
Bromomethane	3.75	3.65	3.51	97.3	93.6	70.0-130			3.91	25
1,3-Butadiene	3.75	3.27	3.34	87.2	89.1	70.0-130			2.12	25
Carbon disulfide	3.75	3.26	3.39	86.9	90.4	70.0-130			3.91	25
Carbon tetrachloride	3.75	3.79	3.87	101	103	70.0-130			2.09	25
Chlorobenzene	3.75	4.12	4.25	110	113	70.0-130			3.11	25
Chloroethane	3.75	3.15	3.35	84.0	89.3	70.0-130			6.15	25
Chloroform	3.75	3.74	3.70	99.7	98.7	70.0-130			1.08	25
Chloromethane	3.75	2.78	2.75	74.1	73.3	70.0-130			1.08	25
2-Chlorotoluene	3.75	4.18	4.20	111	112	70.0-130			0.477	25
Cyclohexane	3.75	4.20	4.30	112	115	70.0-130			2.35	25
Dibromochloromethane	3.75	3.85	4.11	103	110	70.0-130			6.53	25
1,2-Dibromoethane	3.75	4.16	4.20	111	112	70.0-130			0.957	25
1,2-Dichlorobenzene	3.75	4.22	4.18	113	111	70.0-130			0.952	25
1,3-Dichlorobenzene	3.75	4.35	4.18	116	111	70.0-130			3.99	25
1,4-Dichlorobenzene	3.75	4.24	4.03	113	107	70.0-130			5.08	25
1,2-Dichloroethane	3.75	3.92	4.10	105	109	70.0-130			4.49	25
1,1-Dichloroethane	3.75	3.30	3.42	88.0	91.2	70.0-130			3.57	25
1,1-Dichloroethene	3.75	3.25	3.28	86.7	87.5	70.0-130			0.919	25
cis-1,2-Dichloroethene	3.75	3.67	3.80	97.9	101	70.0-130			3.48	25
trans-1,2-Dichloroethene	3.75	3.29	3.42	87.7	91.2	70.0-130			3.87	25
1,2-Dichloropropane	3.75	3.72	3.67	99.2	97.9	70.0-130			1.35	25
cis-1,3-Dichloropropene	3.75	4.03	4.14	107	110	70.0-130			2.69	25
trans-1,3-Dichloropropene	3.75	4.37	4.45	117	119	70.0-130			1.81	25
1,4-Dioxane	3.75	4.88	4.61	130	123	70.0-140			5.69	25
Ethanol	3.75	3.24	3.22	86.4	85.9	55.0-148			0.619	25
Ethylbenzene	3.75	4.25	4.21	113	112	70.0-130			0.946	25
4-Ethyltoluene	3.75	4.35	4.27	116	114	70.0-130			1.86	25
Trichlorofluoromethane	3.75	3.31	3.44	88.3	91.7	70.0-130			3.85	25
Dichlorodifluoromethane	3.75	3.01	3.07	80.3	81.9	64.0-139			1.97	25
1,1,2-Trichlorotrifluoroethane	3.75	3.52	3.56	93.9	94.9	70.0-130			1.13	25
1,2-Dichlorotetrafluoroethane	3.75	3.03	3.08	80.8	82.1	70.0-130			1.64	25
Heptane	3.75	3.95	3.93	105	105	70.0-130			0.508	25
Hexachloro-1,3-butadiene	3.75	4.09	3.90	109	104	70.0-151			4.76	25
n-Hexane	3.75	3.50	3.58	93.3	95.5	70.0-130			2.26	25
Isopropylbenzene	3.75	4.15	3.96	111	106	70.0-130			4.69	25
Methylene Chloride	3.75	3.03	3.21	80.8	85.6	70.0-130			5.77	25
Methyl Butyl Ketone	3.75	3.86	3.90	103	104	70.0-149			1.03	25
2-Butanone (MEK)	3.75	3.92	3.91	105	104	70.0-130			0.255	25

1 Cp

2 Tc

3 Ss

4 Cn

5 Sr

6 Qc

7 Gl

8 Al

9 Sc

Laboratory Control Sample (LCS) • Laboratory Control Sample Duplicate (LCSD)

(LCS) R3950947-1 07/19/23 12:11 • (LCSD) R3950947-2 07/19/23 12:43

Analyte	Spike Amount ppbv	LCS Result ppbv	LCSD Result ppbv	LCS Rec. %	LCSD Rec. %	Rec. Limits %	LCS Qualifier	LCSD Qualifier	RPD %	RPD Limits %
4-Methyl-2-pentanone (MIBK)	3.75	3.66	3.62	97.6	96.5	70.0-139			1.10	25
Methyl methacrylate	3.75	4.42	4.55	118	121	70.0-130			2.90	25
MTBE	3.75	3.63	3.67	96.8	97.9	70.0-130			1.10	25
Naphthalene	3.75	4.43	4.45	118	119	70.0-159			0.450	25
2-Propanol	3.75	3.30	3.11	88.0	82.9	70.0-139			5.93	25
Propene	3.75	3.02	3.03	80.5	80.8	64.0-144			0.331	25
Styrene	3.75	4.68	4.61	125	123	70.0-130			1.51	25
1,1,2,2-Tetrachloroethane	3.75	3.80	3.76	101	100	70.0-130			1.06	25
Tetrachloroethylene	3.75	4.31	4.25	115	113	70.0-130			1.40	25
Tetrahydrofuran	3.75	3.61	3.92	96.3	105	70.0-137			8.23	25
Toluene	3.75	4.20	4.28	112	114	70.0-130			1.89	25
1,2,4-Trichlorobenzene	3.75	4.07	3.98	109	106	70.0-160			2.24	25
1,1,1-Trichloroethane	3.75	3.68	3.77	98.1	101	70.0-130			2.42	25
1,1,2-Trichloroethane	3.75	4.06	4.21	108	112	70.0-130			3.63	25
Trichloroethylene	3.75	4.13	4.15	110	111	70.0-130			0.483	25
1,2,4-Trimethylbenzene	3.75	4.51	4.29	120	114	70.0-130			5.00	25
1,3,5-Trimethylbenzene	3.75	4.49	4.45	120	119	70.0-130			0.895	25
2,2,4-Trimethylpentane	3.75	3.35	3.33	89.3	88.8	70.0-130			0.599	25
Vinyl chloride	3.75	2.93	3.08	78.1	82.1	70.0-130			4.99	25
Vinyl Bromide	3.75	3.70	3.76	98.7	100	70.0-130			1.61	25
Vinyl acetate	3.75	3.23	3.41	86.1	90.9	70.0-130			5.42	25
Xylenes, Total	11.3	13.1	12.9	116	114	70.0-130			1.54	25
m&p-Xylene	7.50	8.61	8.47	115	113	70.0-130			1.64	25
o-Xylene	3.75	4.51	4.46	120	119	70.0-130			1.11	25
(S) 1,4-Bromofluorobenzene				94.0	95.9	60.0-140				

1 Cp

2 Tc

3 Ss

4 Cn

5 Sr

6 Qc

7 Gl

8 Al

9 Sc

GLOSSARY OF TERMS

Guide to Reading and Understanding Your Laboratory Report

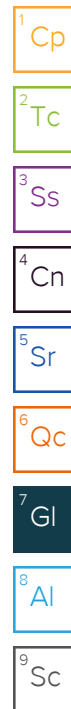
The information below is designed to better explain the various terms used in your report of analytical results from the Laboratory. This is not intended as a comprehensive explanation, and if you have additional questions please contact your project representative.

Results Disclaimer - Information that may be provided by the customer, and contained within this report, include Permit Limits, Project Name, Sample ID, Sample Matrix, Sample Preservation, Field Blanks, Field Spikes, Field Duplicates, On-Site Data, Sampling Collection Dates/Times, and Sampling Location. Results relate to the accuracy of this information provided, and as the samples are received.

Abbreviations and Definitions

MDL	Method Detection Limit.
ND	Not detected at the Reporting Limit (or MDL where applicable).
RDL	Reported Detection Limit.
Rec.	Recovery.
RPD	Relative Percent Difference.
SDG	Sample Delivery Group.
(S)	Surrogate (Surrogate Standard) - Analytes added to every blank, sample, Laboratory Control Sample/Duplicate and Matrix Spike/Duplicate; used to evaluate analytical efficiency by measuring recovery. Surrogates are not expected to be detected in all environmental media.
U	Not detected at the Reporting Limit (or MDL where applicable).
Analyte	The name of the particular compound or analysis performed. Some Analyses and Methods will have multiple analytes reported.
Dilution	If the sample matrix contains an interfering material, the sample preparation volume or weight values differ from the standard, or if concentrations of analytes in the sample are higher than the highest limit of concentration that the laboratory can accurately report, the sample may be diluted for analysis. If a value different than 1 is used in this field, the result reported has already been corrected for this factor.
Limits	These are the target % recovery ranges or % difference value that the laboratory has historically determined as normal for the method and analyte being reported. Successful QC Sample analysis will target all analytes recovered or duplicated within these ranges.
Qualifier	This column provides a letter and/or number designation that corresponds to additional information concerning the result reported. If a Qualifier is present, a definition per Qualifier is provided within the Glossary and Definitions page and potentially a discussion of possible implications of the Qualifier in the Case Narrative if applicable.
Result	The actual analytical final result (corrected for any sample specific characteristics) reported for your sample. If there was no measurable result returned for a specific analyte, the result in this column may state "ND" (Not Detected) or "BDL" (Below Detectable Levels). The information in the results column should always be accompanied by either an MDL (Method Detection Limit) or RDL (Reporting Detection Limit) that defines the lowest value that the laboratory could detect or report for this analyte.
Uncertainty (Radiochemistry)	Confidence level of 2 sigma.
Case Narrative (Cn)	A brief discussion about the included sample results, including a discussion of any non-conformances to protocol observed either at sample receipt by the laboratory from the field or during the analytical process. If present, there will be a section in the Case Narrative to discuss the meaning of any data qualifiers used in the report.
Quality Control Summary (Qc)	This section of the report includes the results of the laboratory quality control analyses required by procedure or analytical methods to assist in evaluating the validity of the results reported for your samples. These analyses are not being performed on your samples typically, but on laboratory generated material.
Sample Chain of Custody (Sc)	This is the document created in the field when your samples were initially collected. This is used to verify the time and date of collection, the person collecting the samples, and the analyses that the laboratory is requested to perform. This chain of custody also documents all persons (excluding commercial shippers) that have had control or possession of the samples from the time of collection until delivery to the laboratory for analysis.
Sample Results (Sr)	This section of your report will provide the results of all testing performed on your samples. These results are provided by sample ID and are separated by the analyses performed on each sample. The header line of each analysis section for each sample will provide the name and method number for the analysis reported.
Sample Summary (Ss)	This section of the Analytical Report defines the specific analyses performed for each sample ID, including the dates and times of preparation and/or analysis.

Qualifier	Description
B	The same analyte is found in the associated blank.
E	The analyte concentration exceeds the upper limit of the calibration range of the instrument established by the initial calibration (ICAL).
J	The identification of the analyte is acceptable; the reported value is an estimate.



ACCREDITATIONS & LOCATIONS

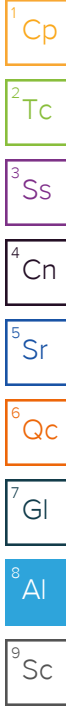
Pace Analytical National 12065 Lebanon Rd Mount Juliet, TN 37122

Alabama	40660	Nebraska	NE-OS-15-05
Alaska	17-026	Nevada	TN000032021-1
Arizona	AZ0612	New Hampshire	2975
Arkansas	88-0469	New Jersey-NELAP	TN002
California	2932	New Mexico ¹	TN00003
Colorado	TN00003	New York	11742
Connecticut	PH-0197	North Carolina	Env375
Florida	E87487	North Carolina ¹	DW21704
Georgia	NELAP	North Carolina ³	41
Georgia ¹	923	North Dakota	R-140
Idaho	TN00003	Ohio-VAP	CL0069
Illinois	200008	Oklahoma	9915
Indiana	C-TN-01	Oregon	TN200002
Iowa	364	Pennsylvania	68-02979
Kansas	E-10277	Rhode Island	LA000356
Kentucky ^{1,6}	KY90010	South Carolina	84004002
Kentucky ²	16	South Dakota	n/a
Louisiana	AI30792	Tennessee ^{1,4}	2006
Louisiana	LA018	Texas	T104704245-20-18
Maine	TN00003	Texas ⁵	LAB0152
Maryland	324	Utah	TN000032021-11
Massachusetts	M-TN003	Vermont	VT2006
Michigan	9958	Virginia	110033
Minnesota	047-999-395	Washington	C847
Mississippi	TN00003	West Virginia	233
Missouri	340	Wisconsin	998093910
Montana	CERT0086	Wyoming	A2LA
A2LA – ISO 17025	1461.01	AIHA-LAP,LLC EMLAP	100789
A2LA – ISO 17025 ⁵	1461.02	DOD	1461.01
Canada	1461.01	USDA	P330-15-00234
EPA-Crypto	TN00003		

¹ Drinking Water ² Underground Storage Tanks ³ Aquatic Toxicity ⁴ Chemical/Microbiological ⁵ Mold ⁶ Wastewater n/a Accreditation not applicable

* Not all certifications held by the laboratory are applicable to the results reported in the attached report.

* Accreditation is only applicable to the test methods specified on each scope of accreditation held by Pace Analytical.





ATTACHMENT C

GROUNDWATER SAMPLING FORMS AND GROUNDWATER LABORATORY ANALYTICAL REPORT





July 21, 2023

Grant Zwiefelhofer
Kapur & Associates, Inc
400 E Wisconsin Avenue
Milwaukee, WI 53202

RE: Project: QUALITY CLEANERS
Pace Project No.: 40265183

Dear Grant Zwiefelhofer:

Enclosed are the analytical results for sample(s) received by the laboratory on July 15, 2023. The results relate only to the samples included in this report. Results reported herein conform to the applicable TNI/NELAC Standards and the laboratory's Quality Manual, where applicable, unless otherwise noted in the body of the report.

The test results provided in this final report were generated by each of the following laboratories within the Pace Network:

- Pace Analytical Services - Green Bay

If you have any questions concerning this report, please feel free to contact me.

Sincerely,

Cindy Varga for
Christopher Hyska
christopher.hyska@pacelabs.com
(920)469-2436
Project Manager

Enclosures

cc: Kapur Environmental, Kapur & Associates, Inc.
Travis Peterson, Kapur & Associates, Inc.



REPORT OF LABORATORY ANALYSIS

This report shall not be reproduced, except in full,
without the written consent of Pace Analytical Services, LLC.



CERTIFICATIONS

Project: QUALITY CLEANERS

Pace Project No.: 40265183

Pace Analytical Services Green Bay

1241 Bellevue Street, Green Bay, WI 54302

Florida/NELAP Certification #: E87948

Illinois Certification #: 200050

Kentucky UST Certification #: 82

Louisiana Certification #: 04168

Minnesota Certification #: 055-999-334

New York Certification #: 12064

North Dakota Certification #: R-150

South Carolina Certification #: 83006001

Texas Certification #: T104704529-21-8

Virginia VELAP Certification ID: 11873

Wisconsin Certification #: 405132750

Wisconsin DATCP Certification #: 105-444

USDA Soil Permit #: P330-21-00008

Federal Fish & Wildlife Permit #: 51774A

REPORT OF LABORATORY ANALYSIS

This report shall not be reproduced, except in full,
without the written consent of Pace Analytical Services, LLC.



SAMPLE SUMMARY

Project: QUALITY CLEANERS
Pace Project No.: 40265183

Lab ID	Sample ID	Matrix	Date Collected	Date Received
40265183001	MW-1	Water	07/13/23 10:40	07/15/23 08:50
40265183002	MW-2	Water	07/13/23 10:05	07/15/23 08:50
40265183003	DUP-01	Water	07/13/23 00:00	07/15/23 08:50
40265183004	TRIP BLANK	Water	07/13/23 00:00	07/15/23 08:50

REPORT OF LABORATORY ANALYSIS

This report shall not be reproduced, except in full,
without the written consent of Pace Analytical Services, LLC.



SAMPLE ANALYTE COUNT

Project: QUALITY CLEANERS
Pace Project No.: 40265183

Lab ID	Sample ID	Method	Analysts	Analytes Reported	Laboratory
40265183001	MW-1	EPA 8260	EIB	64	PASI-G
40265183002	MW-2	EPA 8260	EIB	64	PASI-G
40265183003	DUP-01	EPA 8260	EIB	64	PASI-G
40265183004	TRIP BLANK	EPA 8260	EIB	64	PASI-G

PASI-G = Pace Analytical Services - Green Bay

REPORT OF LABORATORY ANALYSIS

This report shall not be reproduced, except in full,
without the written consent of Pace Analytical Services, LLC.



SUMMARY OF DETECTION

Project: QUALITY CLEANERS

Pace Project No.: 40265183

Lab Sample ID Method	Client Sample ID Parameters	Result	Units	Report Limit	Analyzed	Qualifiers
40265183001	MW-1					
EPA 8260	Tetrachloroethene	1.2	ug/L	1.0	07/19/23 16:38	
40265183002	MW-2					
EPA 8260	Tetrachloroethene	8.0	ug/L	1.0	07/19/23 16:57	
40265183003	DUP-01					
EPA 8260	Tetrachloroethene	1.2	ug/L	1.0	07/19/23 17:17	
40265183004	TRIP BLANK					
EPA 8260	Bromoform	2.0	ug/L	1.0	07/19/23 12:45	

REPORT OF LABORATORY ANALYSIS

This report shall not be reproduced, except in full,
without the written consent of Pace Analytical Services, LLC.



ANALYTICAL RESULTS

Project: QUALITY CLEANERS

Pace Project No.: 40265183

Sample: MW-1 Lab ID: 40265183001 Collected: 07/13/23 10:40 Received: 07/15/23 08:50 Matrix: Water

Parameters	Results	Units	LOQ	LOD	DF	Prepared	Analyzed	CAS No.	Qual
8260 MSV									
Analytical Method: EPA 8260									
Pace Analytical Services - Green Bay									
Benzene	<0.30	ug/L	1.0	0.30	1		07/19/23 16:38	71-43-2	
Bromobenzene	<0.36	ug/L	1.0	0.36	1		07/19/23 16:38	108-86-1	
Bromochloromethane	<0.36	ug/L	1.0	0.36	1		07/19/23 16:38	74-97-5	
Bromodichloromethane	<0.42	ug/L	1.0	0.42	1		07/19/23 16:38	75-27-4	
Bromoform	<0.43	ug/L	1.0	0.43	1		07/19/23 16:38	75-25-2	
Bromomethane	<1.2	ug/L	5.0	1.2	1		07/19/23 16:38	74-83-9	
n-Butylbenzene	<0.86	ug/L	1.0	0.86	1		07/19/23 16:38	104-51-8	
sec-Butylbenzene	<0.42	ug/L	1.0	0.42	1		07/19/23 16:38	135-98-8	
tert-Butylbenzene	<0.59	ug/L	1.0	0.59	1		07/19/23 16:38	98-06-6	
Carbon tetrachloride	<0.37	ug/L	1.0	0.37	1		07/19/23 16:38	56-23-5	
Chlorobenzene	<0.86	ug/L	1.0	0.86	1		07/19/23 16:38	108-90-7	
Chloroethane	<1.4	ug/L	5.0	1.4	1		07/19/23 16:38	75-00-3	
Chloroform	<0.50	ug/L	5.0	0.50	1		07/19/23 16:38	67-66-3	
Chloromethane	<1.6	ug/L	5.0	1.6	1		07/19/23 16:38	74-87-3	
2-Chlorotoluene	<0.89	ug/L	5.0	0.89	1		07/19/23 16:38	95-49-8	
4-Chlorotoluene	<0.89	ug/L	5.0	0.89	1		07/19/23 16:38	106-43-4	
1,2-Dibromo-3-chloropropane	<2.4	ug/L	5.0	2.4	1		07/19/23 16:38	96-12-8	
Dibromochloromethane	<2.6	ug/L	5.0	2.6	1		07/19/23 16:38	124-48-1	
1,2-Dibromoethane (EDB)	<0.31	ug/L	1.0	0.31	1		07/19/23 16:38	106-93-4	
Dibromomethane	<0.99	ug/L	5.0	0.99	1		07/19/23 16:38	74-95-3	
1,2-Dichlorobenzene	<0.33	ug/L	1.0	0.33	1		07/19/23 16:38	95-50-1	
1,3-Dichlorobenzene	<0.35	ug/L	1.0	0.35	1		07/19/23 16:38	541-73-1	
1,4-Dichlorobenzene	<0.89	ug/L	1.0	0.89	1		07/19/23 16:38	106-46-7	
Dichlorodifluoromethane	<0.46	ug/L	5.0	0.46	1		07/19/23 16:38	75-71-8	
1,1-Dichloroethane	<0.30	ug/L	1.0	0.30	1		07/19/23 16:38	75-34-3	
1,2-Dichloroethane	<0.29	ug/L	1.0	0.29	1		07/19/23 16:38	107-06-2	
1,1-Dichloroethene	<0.58	ug/L	1.0	0.58	1		07/19/23 16:38	75-35-4	
cis-1,2-Dichloroethene	<0.47	ug/L	1.0	0.47	1		07/19/23 16:38	156-59-2	
trans-1,2-Dichloroethene	<0.53	ug/L	1.0	0.53	1		07/19/23 16:38	156-60-5	
1,2-Dichloropropane	<0.45	ug/L	1.0	0.45	1		07/19/23 16:38	78-87-5	
1,3-Dichloropropane	<0.30	ug/L	1.0	0.30	1		07/19/23 16:38	142-28-9	
2,2-Dichloropropane	<0.42	ug/L	1.0	0.42	1		07/19/23 16:38	594-20-7	
1,1-Dichloropropene	<0.41	ug/L	1.0	0.41	1		07/19/23 16:38	563-58-6	
cis-1,3-Dichloropropene	<0.24	ug/L	1.0	0.24	1		07/19/23 16:38	10061-01-5	
trans-1,3-Dichloropropene	<0.27	ug/L	1.0	0.27	1		07/19/23 16:38	10061-02-6	
Diisopropyl ether	<1.1	ug/L	5.0	1.1	1		07/19/23 16:38	108-20-3	
Ethylbenzene	<0.33	ug/L	1.0	0.33	1		07/19/23 16:38	100-41-4	
Hexachloro-1,3-butadiene	<2.7	ug/L	5.0	2.7	1		07/19/23 16:38	87-68-3	
Isopropylbenzene (Cumene)	<1.0	ug/L	5.0	1.0	1		07/19/23 16:38	98-82-8	
p-Isopropyltoluene	<1.0	ug/L	5.0	1.0	1		07/19/23 16:38	99-87-6	
Methylene Chloride	<0.32	ug/L	5.0	0.32	1		07/19/23 16:38	75-09-2	
Methyl-tert-butyl ether	<1.1	ug/L	5.0	1.1	1		07/19/23 16:38	1634-04-4	
Naphthalene	<1.9	ug/L	5.0	1.9	1		07/19/23 16:38	91-20-3	
n-Propylbenzene	<0.35	ug/L	1.0	0.35	1		07/19/23 16:38	103-65-1	
Styrene	<0.36	ug/L	1.0	0.36	1		07/19/23 16:38	100-42-5	

REPORT OF LABORATORY ANALYSIS

This report shall not be reproduced, except in full,
without the written consent of Pace Analytical Services, LLC.



ANALYTICAL RESULTS

Project: QUALITY CLEANERS

Pace Project No.: 40265183

Sample: MW-1 Lab ID: 40265183001 Collected: 07/13/23 10:40 Received: 07/15/23 08:50 Matrix: Water

Parameters	Results	Units	LOQ	LOD	DF	Prepared	Analyzed	CAS No.	Qual
8260 MSV									
Analytical Method: EPA 8260									
Pace Analytical Services - Green Bay									
1,1,1,2-Tetrachloroethane	<0.36	ug/L	1.0	0.36	1		07/19/23 16:38	630-20-6	
1,1,1,2-Tetrachloroethane	<0.38	ug/L	1.0	0.38	1		07/19/23 16:38	79-34-5	
Tetrachloroethene	1.2	ug/L	1.0	0.41	1		07/19/23 16:38	127-18-4	
Toluene	<0.29	ug/L	1.0	0.29	1		07/19/23 16:38	108-88-3	
1,2,3-Trichlorobenzene	<1.0	ug/L	5.0	1.0	1		07/19/23 16:38	87-61-6	
1,2,4-Trichlorobenzene	<0.95	ug/L	5.0	0.95	1		07/19/23 16:38	120-82-1	
1,1,1-Trichloroethane	<0.30	ug/L	1.0	0.30	1		07/19/23 16:38	71-55-6	
1,1,2-Trichloroethane	<0.34	ug/L	1.0	0.34	1		07/19/23 16:38	79-00-5	
Trichloroethene	<0.32	ug/L	1.0	0.32	1		07/19/23 16:38	79-01-6	
Trichlorofluoromethane	<0.42	ug/L	1.0	0.42	1		07/19/23 16:38	75-69-4	
1,2,3-Trichloropropane	<0.56	ug/L	1.0	0.56	1		07/19/23 16:38	96-18-4	
1,2,4-Trimethylbenzene	<0.45	ug/L	1.0	0.45	1		07/19/23 16:38	95-63-6	
1,3,5-Trimethylbenzene	<0.36	ug/L	1.0	0.36	1		07/19/23 16:38	108-67-8	
Vinyl chloride	<0.17	ug/L	1.0	0.17	1		07/19/23 16:38	75-01-4	
m&p-Xylene	<0.70	ug/L	2.0	0.70	1		07/19/23 16:38	179601-23-1	
o-Xylene	<0.35	ug/L	1.0	0.35	1		07/19/23 16:38	95-47-6	
Surrogates									
4-Bromofluorobenzene (S)	101	%	70-130		1		07/19/23 16:38	460-00-4	
1,2-Dichlorobenzene-d4 (S)	101	%	70-130		1		07/19/23 16:38	2199-69-1	
Toluene-d8 (S)	106	%	70-130		1		07/19/23 16:38	2037-26-5	

Sample: MW-2 Lab ID: 40265183002 Collected: 07/13/23 10:05 Received: 07/15/23 08:50 Matrix: Water

Parameters	Results	Units	LOQ	LOD	DF	Prepared	Analyzed	CAS No.	Qual
8260 MSV									
Analytical Method: EPA 8260									
Pace Analytical Services - Green Bay									
Benzene	<0.30	ug/L	1.0	0.30	1		07/19/23 16:57	71-43-2	
Bromobenzene	<0.36	ug/L	1.0	0.36	1		07/19/23 16:57	108-86-1	
Bromochloromethane	<0.36	ug/L	1.0	0.36	1		07/19/23 16:57	74-97-5	
Bromodichloromethane	<0.42	ug/L	1.0	0.42	1		07/19/23 16:57	75-27-4	
Bromoform	<0.43	ug/L	1.0	0.43	1		07/19/23 16:57	75-25-2	
Bromomethane	<1.2	ug/L	5.0	1.2	1		07/19/23 16:57	74-83-9	
n-Butylbenzene	<0.86	ug/L	1.0	0.86	1		07/19/23 16:57	104-51-8	
sec-Butylbenzene	<0.42	ug/L	1.0	0.42	1		07/19/23 16:57	135-98-8	
tert-Butylbenzene	<0.59	ug/L	1.0	0.59	1		07/19/23 16:57	98-06-6	
Carbon tetrachloride	<0.37	ug/L	1.0	0.37	1		07/19/23 16:57	56-23-5	
Chlorobenzene	<0.86	ug/L	1.0	0.86	1		07/19/23 16:57	108-90-7	
Chloroethane	<1.4	ug/L	5.0	1.4	1		07/19/23 16:57	75-00-3	
Chloroform	<0.50	ug/L	5.0	0.50	1		07/19/23 16:57	67-66-3	
Chloromethane	<1.6	ug/L	5.0	1.6	1		07/19/23 16:57	74-87-3	
2-Chlorotoluene	<0.89	ug/L	5.0	0.89	1		07/19/23 16:57	95-49-8	
4-Chlorotoluene	<0.89	ug/L	5.0	0.89	1		07/19/23 16:57	106-43-4	

REPORT OF LABORATORY ANALYSIS

This report shall not be reproduced, except in full,
without the written consent of Pace Analytical Services, LLC.



ANALYTICAL RESULTS

Project: QUALITY CLEANERS

Pace Project No.: 40265183

Sample: MW-2 Lab ID: 40265183002 Collected: 07/13/23 10:05 Received: 07/15/23 08:50 Matrix: Water

Parameters	Results	Units	LOQ	LOD	DF	Prepared	Analyzed	CAS No.	Qual
8260 MSV									
Analytical Method: EPA 8260									
Pace Analytical Services - Green Bay									
1,2-Dibromo-3-chloropropane	<2.4	ug/L	5.0	2.4	1		07/19/23 16:57	96-12-8	
Dibromochloromethane	<2.6	ug/L	5.0	2.6	1		07/19/23 16:57	124-48-1	
1,2-Dibromoethane (EDB)	<0.31	ug/L	1.0	0.31	1		07/19/23 16:57	106-93-4	
Dibromomethane	<0.99	ug/L	5.0	0.99	1		07/19/23 16:57	74-95-3	
1,2-Dichlorobenzene	<0.33	ug/L	1.0	0.33	1		07/19/23 16:57	95-50-1	
1,3-Dichlorobenzene	<0.35	ug/L	1.0	0.35	1		07/19/23 16:57	541-73-1	
1,4-Dichlorobenzene	<0.89	ug/L	1.0	0.89	1		07/19/23 16:57	106-46-7	
Dichlorodifluoromethane	<0.46	ug/L	5.0	0.46	1		07/19/23 16:57	75-71-8	
1,1-Dichloroethane	<0.30	ug/L	1.0	0.30	1		07/19/23 16:57	75-34-3	
1,2-Dichloroethane	<0.29	ug/L	1.0	0.29	1		07/19/23 16:57	107-06-2	
1,1-Dichloroethene	<0.58	ug/L	1.0	0.58	1		07/19/23 16:57	75-35-4	
cis-1,2-Dichloroethene	<0.47	ug/L	1.0	0.47	1		07/19/23 16:57	156-59-2	
trans-1,2-Dichloroethene	<0.53	ug/L	1.0	0.53	1		07/19/23 16:57	156-60-5	
1,2-Dichloropropane	<0.45	ug/L	1.0	0.45	1		07/19/23 16:57	78-87-5	
1,3-Dichloropropane	<0.30	ug/L	1.0	0.30	1		07/19/23 16:57	142-28-9	
2,2-Dichloropropane	<0.42	ug/L	1.0	0.42	1		07/19/23 16:57	594-20-7	
1,1-Dichloropropene	<0.41	ug/L	1.0	0.41	1		07/19/23 16:57	563-58-6	
cis-1,3-Dichloropropene	<0.24	ug/L	1.0	0.24	1		07/19/23 16:57	10061-01-5	
trans-1,3-Dichloropropene	<0.27	ug/L	1.0	0.27	1		07/19/23 16:57	10061-02-6	
Diisopropyl ether	<1.1	ug/L	5.0	1.1	1		07/19/23 16:57	108-20-3	
Ethylbenzene	<0.33	ug/L	1.0	0.33	1		07/19/23 16:57	100-41-4	
Hexachloro-1,3-butadiene	<2.7	ug/L	5.0	2.7	1		07/19/23 16:57	87-68-3	
Isopropylbenzene (Cumene)	<1.0	ug/L	5.0	1.0	1		07/19/23 16:57	98-82-8	
p-Isopropyltoluene	<1.0	ug/L	5.0	1.0	1		07/19/23 16:57	99-87-6	
Methylene Chloride	<0.32	ug/L	5.0	0.32	1		07/19/23 16:57	75-09-2	
Methyl-tert-butyl ether	<1.1	ug/L	5.0	1.1	1		07/19/23 16:57	1634-04-4	
Naphthalene	<1.9	ug/L	5.0	1.9	1		07/19/23 16:57	91-20-3	
n-Propylbenzene	<0.35	ug/L	1.0	0.35	1		07/19/23 16:57	103-65-1	
Styrene	<0.36	ug/L	1.0	0.36	1		07/19/23 16:57	100-42-5	
1,1,1,2-Tetrachloroethane	<0.36	ug/L	1.0	0.36	1		07/19/23 16:57	630-20-6	
1,1,2,2-Tetrachloroethane	<0.38	ug/L	1.0	0.38	1		07/19/23 16:57	79-34-5	
Tetrachloroethene	8.0	ug/L	1.0	0.41	1		07/19/23 16:57	127-18-4	
Toluene	<0.29	ug/L	1.0	0.29	1		07/19/23 16:57	108-88-3	
1,2,3-Trichlorobenzene	<1.0	ug/L	5.0	1.0	1		07/19/23 16:57	87-61-6	
1,2,4-Trichlorobenzene	<0.95	ug/L	5.0	0.95	1		07/19/23 16:57	120-82-1	
1,1,1-Trichloroethane	<0.30	ug/L	1.0	0.30	1		07/19/23 16:57	71-55-6	
1,1,2-Trichloroethane	<0.34	ug/L	1.0	0.34	1		07/19/23 16:57	79-00-5	
Trichloroethene	<0.32	ug/L	1.0	0.32	1		07/19/23 16:57	79-01-6	
Trichlorofluoromethane	<0.42	ug/L	1.0	0.42	1		07/19/23 16:57	75-69-4	
1,2,3-Trichloropropane	<0.56	ug/L	1.0	0.56	1		07/19/23 16:57	96-18-4	
1,2,4-Trimethylbenzene	<0.45	ug/L	1.0	0.45	1		07/19/23 16:57	95-63-6	
1,3,5-Trimethylbenzene	<0.36	ug/L	1.0	0.36	1		07/19/23 16:57	108-67-8	
Vinyl chloride	<0.17	ug/L	1.0	0.17	1		07/19/23 16:57	75-01-4	
m&p-Xylene	<0.70	ug/L	2.0	0.70	1		07/19/23 16:57	179601-23-1	
o-Xylene	<0.35	ug/L	1.0	0.35	1		07/19/23 16:57	95-47-6	

REPORT OF LABORATORY ANALYSIS

This report shall not be reproduced, except in full,
without the written consent of Pace Analytical Services, LLC.



ANALYTICAL RESULTS

Project: QUALITY CLEANERS

Pace Project No.: 40265183

Sample: MW-2 Lab ID: 40265183002 Collected: 07/13/23 10:05 Received: 07/15/23 08:50 Matrix: Water

Parameters	Results	Units	LOQ	LOD	DF	Prepared	Analyzed	CAS No.	Qual
8260 MSV									
Analytical Method: EPA 8260									
Pace Analytical Services - Green Bay									
Surrogates									
4-Bromofluorobenzene (S)	99	%	70-130		1		07/19/23 16:57	460-00-4	
1,2-Dichlorobenzene-d4 (S)	98	%	70-130		1		07/19/23 16:57	2199-69-1	
Toluene-d8 (S)	103	%	70-130		1		07/19/23 16:57	2037-26-5	

Sample: DUP-01 Lab ID: 40265183003 Collected: 07/13/23 00:00 Received: 07/15/23 08:50 Matrix: Water

Parameters	Results	Units	LOQ	LOD	DF	Prepared	Analyzed	CAS No.	Qual
8260 MSV									
Analytical Method: EPA 8260									
Pace Analytical Services - Green Bay									
Benzene	<0.30	ug/L	1.0	0.30	1		07/19/23 17:17	71-43-2	
Bromobenzene	<0.36	ug/L	1.0	0.36	1		07/19/23 17:17	108-86-1	
Bromochloromethane	<0.36	ug/L	1.0	0.36	1		07/19/23 17:17	74-97-5	
Bromodichloromethane	<0.42	ug/L	1.0	0.42	1		07/19/23 17:17	75-27-4	
Bromoform	<0.43	ug/L	1.0	0.43	1		07/19/23 17:17	75-25-2	
Bromomethane	<1.2	ug/L	5.0	1.2	1		07/19/23 17:17	74-83-9	
n-Butylbenzene	<0.86	ug/L	1.0	0.86	1		07/19/23 17:17	104-51-8	
sec-Butylbenzene	<0.42	ug/L	1.0	0.42	1		07/19/23 17:17	135-98-8	
tert-Butylbenzene	<0.59	ug/L	1.0	0.59	1		07/19/23 17:17	98-06-6	
Carbon tetrachloride	<0.37	ug/L	1.0	0.37	1		07/19/23 17:17	56-23-5	
Chlorobenzene	<0.86	ug/L	1.0	0.86	1		07/19/23 17:17	108-90-7	
Chloroethane	<1.4	ug/L	5.0	1.4	1		07/19/23 17:17	75-00-3	
Chloroform	<0.50	ug/L	5.0	0.50	1		07/19/23 17:17	67-66-3	
Chloromethane	<1.6	ug/L	5.0	1.6	1		07/19/23 17:17	74-87-3	
2-Chlorotoluene	<0.89	ug/L	5.0	0.89	1		07/19/23 17:17	95-49-8	
4-Chlorotoluene	<0.89	ug/L	5.0	0.89	1		07/19/23 17:17	106-43-4	
1,2-Dibromo-3-chloropropane	<2.4	ug/L	5.0	2.4	1		07/19/23 17:17	96-12-8	
Dibromochloromethane	<2.6	ug/L	5.0	2.6	1		07/19/23 17:17	124-48-1	
1,2-Dibromoethane (EDB)	<0.31	ug/L	1.0	0.31	1		07/19/23 17:17	106-93-4	
Dibromomethane	<0.99	ug/L	5.0	0.99	1		07/19/23 17:17	74-95-3	
1,2-Dichlorobenzene	<0.33	ug/L	1.0	0.33	1		07/19/23 17:17	95-50-1	
1,3-Dichlorobenzene	<0.35	ug/L	1.0	0.35	1		07/19/23 17:17	541-73-1	
1,4-Dichlorobenzene	<0.89	ug/L	1.0	0.89	1		07/19/23 17:17	106-46-7	
Dichlorodifluoromethane	<0.46	ug/L	5.0	0.46	1		07/19/23 17:17	75-71-8	
1,1-Dichloroethane	<0.30	ug/L	1.0	0.30	1		07/19/23 17:17	75-34-3	
1,2-Dichloroethane	<0.29	ug/L	1.0	0.29	1		07/19/23 17:17	107-06-2	
1,1-Dichloroethene	<0.58	ug/L	1.0	0.58	1		07/19/23 17:17	75-35-4	
cis-1,2-Dichloroethene	<0.47	ug/L	1.0	0.47	1		07/19/23 17:17	156-59-2	
trans-1,2-Dichloroethene	<0.53	ug/L	1.0	0.53	1		07/19/23 17:17	156-60-5	
1,2-Dichloropropane	<0.45	ug/L	1.0	0.45	1		07/19/23 17:17	78-87-5	
1,3-Dichloropropane	<0.30	ug/L	1.0	0.30	1		07/19/23 17:17	142-28-9	
2,2-Dichloropropane	<0.42	ug/L	1.0	0.42	1		07/19/23 17:17	594-20-7	

REPORT OF LABORATORY ANALYSIS

This report shall not be reproduced, except in full,
without the written consent of Pace Analytical Services, LLC.



ANALYTICAL RESULTS

Project: QUALITY CLEANERS

Pace Project No.: 40265183

Sample: DUP-01 Lab ID: 40265183003 Collected: 07/13/23 00:00 Received: 07/15/23 08:50 Matrix: Water

Parameters	Results	Units	LOQ	LOD	DF	Prepared	Analyzed	CAS No.	Qual
8260 MSV									
Analytical Method: EPA 8260									
Pace Analytical Services - Green Bay									
1,1-Dichloropropene	<0.41	ug/L	1.0	0.41	1		07/19/23 17:17	563-58-6	
cis-1,3-Dichloropropene	<0.24	ug/L	1.0	0.24	1		07/19/23 17:17	10061-01-5	
trans-1,3-Dichloropropene	<0.27	ug/L	1.0	0.27	1		07/19/23 17:17	10061-02-6	
Diisopropyl ether	<1.1	ug/L	5.0	1.1	1		07/19/23 17:17	108-20-3	
Ethylbenzene	<0.33	ug/L	1.0	0.33	1		07/19/23 17:17	100-41-4	
Hexachloro-1,3-butadiene	<2.7	ug/L	5.0	2.7	1		07/19/23 17:17	87-68-3	
Isopropylbenzene (Cumene)	<1.0	ug/L	5.0	1.0	1		07/19/23 17:17	98-82-8	
p-Isopropyltoluene	<1.0	ug/L	5.0	1.0	1		07/19/23 17:17	99-87-6	
Methylene Chloride	<0.32	ug/L	5.0	0.32	1		07/19/23 17:17	75-09-2	
Methyl-tert-butyl ether	<1.1	ug/L	5.0	1.1	1		07/19/23 17:17	1634-04-4	
Naphthalene	<1.9	ug/L	5.0	1.9	1		07/19/23 17:17	91-20-3	
n-Propylbenzene	<0.35	ug/L	1.0	0.35	1		07/19/23 17:17	103-65-1	
Styrene	<0.36	ug/L	1.0	0.36	1		07/19/23 17:17	100-42-5	
1,1,1,2-Tetrachloroethane	<0.36	ug/L	1.0	0.36	1		07/19/23 17:17	630-20-6	
1,1,2,2-Tetrachloroethane	<0.38	ug/L	1.0	0.38	1		07/19/23 17:17	79-34-5	
Tetrachloroethene	1.2	ug/L	1.0	0.41	1		07/19/23 17:17	127-18-4	
Toluene	<0.29	ug/L	1.0	0.29	1		07/19/23 17:17	108-88-3	
1,2,3-Trichlorobenzene	<1.0	ug/L	5.0	1.0	1		07/19/23 17:17	87-61-6	
1,2,4-Trichlorobenzene	<0.95	ug/L	5.0	0.95	1		07/19/23 17:17	120-82-1	
1,1,1-Trichloroethane	<0.30	ug/L	1.0	0.30	1		07/19/23 17:17	71-55-6	
1,1,2-Trichloroethane	<0.34	ug/L	1.0	0.34	1		07/19/23 17:17	79-00-5	
Trichloroethene	<0.32	ug/L	1.0	0.32	1		07/19/23 17:17	79-01-6	
Trichlorofluoromethane	<0.42	ug/L	1.0	0.42	1		07/19/23 17:17	75-69-4	
1,2,3-Trichloropropane	<0.56	ug/L	1.0	0.56	1		07/19/23 17:17	96-18-4	
1,2,4-Trimethylbenzene	<0.45	ug/L	1.0	0.45	1		07/19/23 17:17	95-63-6	
1,3,5-Trimethylbenzene	<0.36	ug/L	1.0	0.36	1		07/19/23 17:17	108-67-8	
Vinyl chloride	<0.17	ug/L	1.0	0.17	1		07/19/23 17:17	75-01-4	
m&p-Xylene	<0.70	ug/L	2.0	0.70	1		07/19/23 17:17	179601-23-1	
o-Xylene	<0.35	ug/L	1.0	0.35	1		07/19/23 17:17	95-47-6	
Surrogates									
4-Bromofluorobenzene (S)	98	%	70-130		1		07/19/23 17:17	460-00-4	
1,2-Dichlorobenzene-d4 (S)	100	%	70-130		1		07/19/23 17:17	2199-69-1	
Toluene-d8 (S)	102	%	70-130		1		07/19/23 17:17	2037-26-5	

Sample: TRIP BLANK Lab ID: 40265183004 Collected: 07/13/23 00:00 Received: 07/15/23 08:50 Matrix: Water

Parameters	Results	Units	LOQ	LOD	DF	Prepared	Analyzed	CAS No.	Qual
8260 MSV									
Analytical Method: EPA 8260									
Pace Analytical Services - Green Bay									
Benzene	<0.30	ug/L	1.0	0.30	1		07/19/23 12:45	71-43-2	
Bromobenzene	<0.36	ug/L	1.0	0.36	1		07/19/23 12:45	108-86-1	
Bromochloromethane	<0.36	ug/L	1.0	0.36	1		07/19/23 12:45	74-97-5	

REPORT OF LABORATORY ANALYSIS

This report shall not be reproduced, except in full,
without the written consent of Pace Analytical Services, LLC.



ANALYTICAL RESULTS

Project: QUALITY CLEANERS

Pace Project No.: 40265183

Sample: TRIP BLANK Lab ID: 40265183004 Collected: 07/13/23 00:00 Received: 07/15/23 08:50 Matrix: Water

Parameters	Results	Units	LOQ	LOD	DF	Prepared	Analyzed	CAS No.	Qual
8260 MSV									
Analytical Method: EPA 8260									
Pace Analytical Services - Green Bay									
Bromodichloromethane	<0.42	ug/L	1.0	0.42	1		07/19/23 12:45	75-27-4	
Bromoform	2.0	ug/L	1.0	0.43	1		07/19/23 12:45	75-25-2	
Bromomethane	<1.2	ug/L	5.0	1.2	1		07/19/23 12:45	74-83-9	
n-Butylbenzene	<0.86	ug/L	1.0	0.86	1		07/19/23 12:45	104-51-8	
sec-Butylbenzene	<0.42	ug/L	1.0	0.42	1		07/19/23 12:45	135-98-8	
tert-Butylbenzene	<0.59	ug/L	1.0	0.59	1		07/19/23 12:45	98-06-6	
Carbon tetrachloride	<0.37	ug/L	1.0	0.37	1		07/19/23 12:45	56-23-5	
Chlorobenzene	<0.86	ug/L	1.0	0.86	1		07/19/23 12:45	108-90-7	
Chloroethane	<1.4	ug/L	5.0	1.4	1		07/19/23 12:45	75-00-3	
Chloroform	<0.50	ug/L	5.0	0.50	1		07/19/23 12:45	67-66-3	
Chloromethane	<1.6	ug/L	5.0	1.6	1		07/19/23 12:45	74-87-3	
2-Chlorotoluene	<0.89	ug/L	5.0	0.89	1		07/19/23 12:45	95-49-8	
4-Chlorotoluene	<0.89	ug/L	5.0	0.89	1		07/19/23 12:45	106-43-4	
1,2-Dibromo-3-chloropropane	<2.4	ug/L	5.0	2.4	1		07/19/23 12:45	96-12-8	
Dibromochloromethane	<2.6	ug/L	5.0	2.6	1		07/19/23 12:45	124-48-1	
1,2-Dibromoethane (EDB)	<0.31	ug/L	1.0	0.31	1		07/19/23 12:45	106-93-4	
Dibromomethane	<0.99	ug/L	5.0	0.99	1		07/19/23 12:45	74-95-3	
1,2-Dichlorobenzene	<0.33	ug/L	1.0	0.33	1		07/19/23 12:45	95-50-1	
1,3-Dichlorobenzene	<0.35	ug/L	1.0	0.35	1		07/19/23 12:45	541-73-1	
1,4-Dichlorobenzene	<0.89	ug/L	1.0	0.89	1		07/19/23 12:45	106-46-7	
Dichlorodifluoromethane	<0.46	ug/L	5.0	0.46	1		07/19/23 12:45	75-71-8	
1,1-Dichloroethane	<0.30	ug/L	1.0	0.30	1		07/19/23 12:45	75-34-3	
1,2-Dichloroethane	<0.29	ug/L	1.0	0.29	1		07/19/23 12:45	107-06-2	
1,1-Dichloroethene	<0.58	ug/L	1.0	0.58	1		07/19/23 12:45	75-35-4	
cis-1,2-Dichloroethene	<0.47	ug/L	1.0	0.47	1		07/19/23 12:45	156-59-2	
trans-1,2-Dichloroethene	<0.53	ug/L	1.0	0.53	1		07/19/23 12:45	156-60-5	
1,2-Dichloropropane	<0.45	ug/L	1.0	0.45	1		07/19/23 12:45	78-87-5	
1,3-Dichloropropane	<0.30	ug/L	1.0	0.30	1		07/19/23 12:45	142-28-9	
2,2-Dichloropropane	<0.42	ug/L	1.0	0.42	1		07/19/23 12:45	594-20-7	
1,1-Dichloropropene	<0.41	ug/L	1.0	0.41	1		07/19/23 12:45	563-58-6	
cis-1,3-Dichloropropene	<0.24	ug/L	1.0	0.24	1		07/19/23 12:45	10061-01-5	
trans-1,3-Dichloropropene	<0.27	ug/L	1.0	0.27	1		07/19/23 12:45	10061-02-6	
Diisopropyl ether	<1.1	ug/L	5.0	1.1	1		07/19/23 12:45	108-20-3	
Ethylbenzene	<0.33	ug/L	1.0	0.33	1		07/19/23 12:45	100-41-4	
Hexachloro-1,3-butadiene	<2.7	ug/L	5.0	2.7	1		07/19/23 12:45	87-68-3	
Isopropylbenzene (Cumene)	<1.0	ug/L	5.0	1.0	1		07/19/23 12:45	98-82-8	
p-Isopropyltoluene	<1.0	ug/L	5.0	1.0	1		07/19/23 12:45	99-87-6	
Methylene Chloride	<0.32	ug/L	5.0	0.32	1		07/19/23 12:45	75-09-2	
Methyl-tert-butyl ether	<1.1	ug/L	5.0	1.1	1		07/19/23 12:45	1634-04-4	
Naphthalene	<1.9	ug/L	5.0	1.9	1		07/19/23 12:45	91-20-3	
n-Propylbenzene	<0.35	ug/L	1.0	0.35	1		07/19/23 12:45	103-65-1	
Styrene	<0.36	ug/L	1.0	0.36	1		07/19/23 12:45	100-42-5	
1,1,1,2-Tetrachloroethane	<0.36	ug/L	1.0	0.36	1		07/19/23 12:45	630-20-6	
1,1,2,2-Tetrachloroethane	<0.38	ug/L	1.0	0.38	1		07/19/23 12:45	79-34-5	
Tetrachloroethene	<0.41	ug/L	1.0	0.41	1		07/19/23 12:45	127-18-4	

REPORT OF LABORATORY ANALYSIS

This report shall not be reproduced, except in full,
without the written consent of Pace Analytical Services, LLC.



ANALYTICAL RESULTS

Project: QUALITY CLEANERS

Pace Project No.: 40265183

Sample: TRIP BLANK Lab ID: 40265183004 Collected: 07/13/23 00:00 Received: 07/15/23 08:50 Matrix: Water

Parameters	Results	Units	LOQ	LOD	DF	Prepared	Analyzed	CAS No.	Qual
8260 MSV									
Analytical Method: EPA 8260									
Pace Analytical Services - Green Bay									
Toluene	<0.29	ug/L	1.0	0.29	1		07/19/23 12:45	108-88-3	
1,2,3-Trichlorobenzene	<1.0	ug/L	5.0	1.0	1		07/19/23 12:45	87-61-6	
1,2,4-Trichlorobenzene	<0.95	ug/L	5.0	0.95	1		07/19/23 12:45	120-82-1	
1,1,1-Trichloroethane	<0.30	ug/L	1.0	0.30	1		07/19/23 12:45	71-55-6	
1,1,2-Trichloroethane	<0.34	ug/L	1.0	0.34	1		07/19/23 12:45	79-00-5	
Trichloroethene	<0.32	ug/L	1.0	0.32	1		07/19/23 12:45	79-01-6	
Trichlorofluoromethane	<0.42	ug/L	1.0	0.42	1		07/19/23 12:45	75-69-4	
1,2,3-Trichloropropane	<0.56	ug/L	1.0	0.56	1		07/19/23 12:45	96-18-4	
1,2,4-Trimethylbenzene	<0.45	ug/L	1.0	0.45	1		07/19/23 12:45	95-63-6	
1,3,5-Trimethylbenzene	<0.36	ug/L	1.0	0.36	1		07/19/23 12:45	108-67-8	
Vinyl chloride	<0.17	ug/L	1.0	0.17	1		07/19/23 12:45	75-01-4	
m&p-Xylene	<0.70	ug/L	2.0	0.70	1		07/19/23 12:45	179601-23-1	
o-Xylene	<0.35	ug/L	1.0	0.35	1		07/19/23 12:45	95-47-6	
Surrogates									
4-Bromofluorobenzene (S)	99	%	70-130		1		07/19/23 12:45	460-00-4	
1,2-Dichlorobenzene-d4 (S)	100	%	70-130		1		07/19/23 12:45	2199-69-1	
Toluene-d8 (S)	104	%	70-130		1		07/19/23 12:45	2037-26-5	

REPORT OF LABORATORY ANALYSIS

This report shall not be reproduced, except in full, without the written consent of Pace Analytical Services, LLC.



QUALITY CONTROL DATA

Project: QUALITY CLEANERS

Pace Project No.: 40265183

QC Batch: 450056

Analysis Method: EPA 8260

QC Batch Method: EPA 8260

Analysis Description: 8260 MSV

Laboratory: Pace Analytical Services - Green Bay

Associated Lab Samples: 40265183001, 40265183002, 40265183003, 40265183004

METHOD BLANK: 2585361

Matrix: Water

Associated Lab Samples: 40265183001, 40265183002, 40265183003, 40265183004

Parameter	Units	Blank Result	Reporting Limit	Analyzed	Qualifiers
1,1,1,2-Tetrachloroethane	ug/L	<0.36	1.0	07/19/23 10:29	
1,1,1-Trichloroethane	ug/L	<0.30	1.0	07/19/23 10:29	
1,1,2,2-Tetrachloroethane	ug/L	<0.38	1.0	07/19/23 10:29	
1,1,2-Trichloroethane	ug/L	<0.34	1.0	07/19/23 10:29	
1,1-Dichloroethane	ug/L	<0.30	1.0	07/19/23 10:29	
1,1-Dichloroethene	ug/L	<0.58	1.0	07/19/23 10:29	
1,1-Dichloropropene	ug/L	<0.41	1.0	07/19/23 10:29	
1,2,3-Trichlorobenzene	ug/L	<1.0	5.0	07/19/23 10:29	
1,2,3-Trichloropropane	ug/L	<0.56	1.0	07/19/23 10:29	
1,2,4-Trichlorobenzene	ug/L	<0.95	5.0	07/19/23 10:29	
1,2,4-Trimethylbenzene	ug/L	<0.45	1.0	07/19/23 10:29	
1,2-Dibromo-3-chloropropane	ug/L	<2.4	5.0	07/19/23 10:29	
1,2-Dibromoethane (EDB)	ug/L	<0.31	1.0	07/19/23 10:29	
1,2-Dichlorobenzene	ug/L	<0.33	1.0	07/19/23 10:29	
1,2-Dichloroethane	ug/L	<0.29	1.0	07/19/23 10:29	
1,2-Dichloropropane	ug/L	<0.45	1.0	07/19/23 10:29	
1,3,5-Trimethylbenzene	ug/L	<0.36	1.0	07/19/23 10:29	
1,3-Dichlorobenzene	ug/L	<0.35	1.0	07/19/23 10:29	
1,3-Dichloropropane	ug/L	<0.30	1.0	07/19/23 10:29	
1,4-Dichlorobenzene	ug/L	<0.89	1.0	07/19/23 10:29	
2,2-Dichloropropane	ug/L	<0.42	1.0	07/19/23 10:29	
2-Chlorotoluene	ug/L	<0.89	5.0	07/19/23 10:29	
4-Chlorotoluene	ug/L	<0.89	5.0	07/19/23 10:29	
Benzene	ug/L	<0.30	1.0	07/19/23 10:29	
Bromobenzene	ug/L	<0.36	1.0	07/19/23 10:29	
Bromochloromethane	ug/L	<0.36	1.0	07/19/23 10:29	
Bromodichloromethane	ug/L	<0.42	1.0	07/19/23 10:29	
Bromoform	ug/L	<0.43	1.0	07/19/23 10:29	
Bromomethane	ug/L	<1.2	5.0	07/19/23 10:29	
Carbon tetrachloride	ug/L	<0.37	1.0	07/19/23 10:29	
Chlorobenzene	ug/L	<0.86	1.0	07/19/23 10:29	
Chloroethane	ug/L	<1.4	5.0	07/19/23 10:29	
Chloroform	ug/L	<0.50	5.0	07/19/23 10:29	
Chloromethane	ug/L	<1.6	5.0	07/19/23 10:29	
cis-1,2-Dichloroethene	ug/L	<0.47	1.0	07/19/23 10:29	
cis-1,3-Dichloropropene	ug/L	<0.24	1.0	07/19/23 10:29	
Dibromochloromethane	ug/L	<2.6	5.0	07/19/23 10:29	
Dibromomethane	ug/L	<0.99	5.0	07/19/23 10:29	
Dichlorodifluoromethane	ug/L	<0.46	5.0	07/19/23 10:29	
Diisopropyl ether	ug/L	<1.1	5.0	07/19/23 10:29	

Results presented on this page are in the units indicated by the "Units" column except where an alternate unit is presented to the right of the result.

REPORT OF LABORATORY ANALYSIS

This report shall not be reproduced, except in full,
without the written consent of Pace Analytical Services, LLC.



QUALITY CONTROL DATA

Project: QUALITY CLEANERS

Pace Project No.: 40265183

METHOD BLANK: 2585361

Matrix: Water

Associated Lab Samples: 40265183001, 40265183002, 40265183003, 40265183004

Parameter	Units	Blank Result	Reporting Limit	Analyzed	Qualifiers
Ethylbenzene	ug/L	<0.33	1.0	07/19/23 10:29	
Hexachloro-1,3-butadiene	ug/L	<2.7	5.0	07/19/23 10:29	
Isopropylbenzene (Cumene)	ug/L	<1.0	5.0	07/19/23 10:29	
m&p-Xylene	ug/L	<0.70	2.0	07/19/23 10:29	
Methyl-tert-butyl ether	ug/L	<1.1	5.0	07/19/23 10:29	
Methylene Chloride	ug/L	<0.32	5.0	07/19/23 10:29	
n-Butylbenzene	ug/L	<0.86	1.0	07/19/23 10:29	
n-Propylbenzene	ug/L	<0.35	1.0	07/19/23 10:29	
Naphthalene	ug/L	<1.9	5.0	07/19/23 10:29	
o-Xylene	ug/L	<0.35	1.0	07/19/23 10:29	
p-Isopropyltoluene	ug/L	<1.0	5.0	07/19/23 10:29	
sec-Butylbenzene	ug/L	<0.42	1.0	07/19/23 10:29	
Styrene	ug/L	<0.36	1.0	07/19/23 10:29	
tert-Butylbenzene	ug/L	<0.59	1.0	07/19/23 10:29	
Tetrachloroethene	ug/L	<0.41	1.0	07/19/23 10:29	
Toluene	ug/L	<0.29	1.0	07/19/23 10:29	
trans-1,2-Dichloroethene	ug/L	<0.53	1.0	07/19/23 10:29	
trans-1,3-Dichloropropene	ug/L	<0.27	1.0	07/19/23 10:29	
Trichloroethene	ug/L	<0.32	1.0	07/19/23 10:29	
Trichlorofluoromethane	ug/L	<0.42	1.0	07/19/23 10:29	
Vinyl chloride	ug/L	<0.17	1.0	07/19/23 10:29	
1,2-Dichlorobenzene-d4 (S)	%	104	70-130	07/19/23 10:29	
4-Bromofluorobenzene (S)	%	104	70-130	07/19/23 10:29	
Toluene-d8 (S)	%	105	70-130	07/19/23 10:29	

LABORATORY CONTROL SAMPLE: 2585362

Parameter	Units	Spike Conc.	LCS Result	LCS % Rec	% Rec Limits	Qualifiers
1,1,1-Trichloroethane	ug/L	50	52.1	104	70-134	
1,1,2,2-Tetrachloroethane	ug/L	50	45.5	91	69-130	
1,1,2-Trichloroethane	ug/L	50	48.2	96	70-130	
1,1-Dichloroethane	ug/L	50	52.4	105	70-130	
1,1-Dichloroethene	ug/L	50	58.0	116	74-131	
1,2,4-Trichlorobenzene	ug/L	50	43.3	87	68-130	
1,2-Dibromo-3-chloropropane	ug/L	50	39.3	79	64-137	
1,2-Dibromoethane (EDB)	ug/L	50	46.0	92	70-130	
1,2-Dichlorobenzene	ug/L	50	47.6	95	70-130	
1,2-Dichloroethane	ug/L	50	50.0	100	70-137	
1,2-Dichloropropane	ug/L	50	49.3	99	80-121	
1,3-Dichlorobenzene	ug/L	50	50.7	101	70-130	
1,4-Dichlorobenzene	ug/L	50	47.2	94	70-130	
Benzene	ug/L	50	50.8	102	70-130	
Bromodichloromethane	ug/L	50	47.8	96	70-130	
Bromoform	ug/L	50	44.8	90	70-130	

Results presented on this page are in the units indicated by the "Units" column except where an alternate unit is presented to the right of the result.

REPORT OF LABORATORY ANALYSIS

This report shall not be reproduced, except in full,
without the written consent of Pace Analytical Services, LLC.



QUALITY CONTROL DATA

Project: QUALITY CLEANERS

Pace Project No.: 40265183

LABORATORY CONTROL SAMPLE: 2585362

Parameter	Units	Spike Conc.	LCS Result	LCS % Rec	% Rec Limits	Qualifiers
Bromomethane	ug/L	50	53.1	106	21-147	
Carbon tetrachloride	ug/L	50	49.5	99	80-146	
Chlorobenzene	ug/L	50	51.6	103	70-130	
Chloroethane	ug/L	50	55.8	112	52-165	
Chloroform	ug/L	50	52.7	105	80-123	
Chloromethane	ug/L	50	57.1	114	51-122	
cis-1,2-Dichloroethene	ug/L	50	50.3	101	70-130	
cis-1,3-Dichloropropene	ug/L	50	48.2	96	70-130	
Dibromochloromethane	ug/L	50	46.6	93	70-130	
Dichlorodifluoromethane	ug/L	50	50.6	101	25-121	
Ethylbenzene	ug/L	50	52.2	104	80-120	
Isopropylbenzene (Cumene)	ug/L	50	49.0	98	70-130	
m&p-Xylene	ug/L	100	103	103	70-130	
Methyl-tert-butyl ether	ug/L	50	50.1	100	70-130	
Methylene Chloride	ug/L	50	54.6	109	70-130	
o-Xylene	ug/L	50	51.0	102	70-130	
Styrene	ug/L	50	59.9	120	70-130	
Tetrachloroethene	ug/L	50	50.7	101	70-130	
Toluene	ug/L	50	51.6	103	80-120	
trans-1,2-Dichloroethene	ug/L	50	53.1	106	70-130	
trans-1,3-Dichloropropene	ug/L	50	45.4	91	70-130	
Trichloroethene	ug/L	50	50.2	100	70-130	
Trichlorofluoromethane	ug/L	50	58.9	118	65-160	
Vinyl chloride	ug/L	50	58.8	118	63-134	
1,2-Dichlorobenzene-d4 (S)	%			99	70-130	
4-Bromofluorobenzene (S)	%			97	70-130	
Toluene-d8 (S)	%			102	70-130	

MATRIX SPIKE & MATRIX SPIKE DUPLICATE: 2585651 2585652

Parameter	Units	MS		MSD		MS Result	MSD Result	MS % Rec	MSD % Rec	% Rec Limits	RPD	Max RPD	Qual
		40265279001 Result	Spike Conc.	Spike Conc.	Conc.								
1,1,1-Trichloroethane	ug/L	<0.30	50	50	50	51.8	54.4	104	109	70-134	5	20	
1,1,2,2-Tetrachloroethane	ug/L	<0.38	50	50	50	45.9	50.5	92	101	61-135	10	20	
1,1,2-Trichloroethane	ug/L	<0.34	50	50	50	51.6	53.4	103	107	70-130	3	20	
1,1-Dichloroethane	ug/L	<0.30	50	50	50	52.8	55.2	106	110	70-130	4	20	
1,1-Dichloroethene	ug/L	<0.58	50	50	50	59.0	57.8	118	116	71-130	2	20	
1,2,4-Trichlorobenzene	ug/L	<0.95	50	50	50	46.5	48.4	93	97	68-131	4	20	
1,2-Dibromo-3-chloropropane	ug/L	<2.4	50	50	50	40.0	43.7	80	87	51-141	9	20	
1,2-Dibromoethane (EDB)	ug/L	<0.31	50	50	50	48.7	50.1	97	100	70-130	3	20	
1,2-Dichlorobenzene	ug/L	<0.33	50	50	50	50.6	53.8	101	108	70-130	6	20	
1,2-Dichloroethane	ug/L	<0.29	50	50	50	52.5	51.7	105	103	70-137	1	20	
1,2-Dichloropropane	ug/L	<0.45	50	50	50	51.0	52.2	102	104	80-121	2	20	
1,3-Dichlorobenzene	ug/L	<0.35	50	50	50	52.4	57.4	105	115	70-130	9	20	

Results presented on this page are in the units indicated by the "Units" column except where an alternate unit is presented to the right of the result.

REPORT OF LABORATORY ANALYSIS

This report shall not be reproduced, except in full, without the written consent of Pace Analytical Services, LLC.



QUALITY CONTROL DATA

Project: QUALITY CLEANERS

Pace Project No.: 40265183

Parameter	Units	2585651			2585652			% Rec	% Rec	% Rec	Limits	RPD	Max RPD	Qual
		40265279001	MS Spike Conc.	MSD Spike Conc.	MS Result	MSD Result	MS % Rec							
1,4-Dichlorobenzene	ug/L	<0.89	50	50	50.4	52.4	101	105	70-130	4	20			
Benzene	ug/L	<0.30	50	50	51.7	54.0	103	108	70-130	4	20			
Bromodichloromethane	ug/L	<0.42	50	50	49.7	52.0	99	104	70-130	5	20			
Bromoform	ug/L	<0.43	50	50	46.7	49.6	93	99	70-133	6	20			
Bromomethane	ug/L	<1.2	50	50	56.1	60.7	112	121	21-149	8	22			
Carbon tetrachloride	ug/L	<0.37	50	50	51.8	54.0	104	108	80-146	4	20			
Chlorobenzene	ug/L	<0.86	50	50	53.6	55.7	107	111	70-130	4	20			
Chloroethane	ug/L	<1.4	50	50	57.6	59.7	115	119	52-165	4	20			
Chloroform	ug/L	<0.50	50	50	53.0	56.0	106	112	80-123	5	20			
Chloromethane	ug/L	<1.6	50	50	56.8	58.7	114	117	42-125	3	20			
cis-1,2-Dichloroethene	ug/L	2.9	50	50	54.2	57.0	103	108	70-130	5	20			
cis-1,3-Dichloropropene	ug/L	<0.24	50	50	49.7	51.9	99	104	70-130	4	20			
Dibromochloromethane	ug/L	<2.6	50	50	48.8	50.6	98	101	70-130	4	20			
Dichlorodifluoromethane	ug/L	<0.46	50	50	48.6	49.8	97	100	25-121	3	20			
Ethylbenzene	ug/L	<0.33	50	50	53.8	55.1	108	110	80-121	3	20			
Isopropylbenzene (Cumene)	ug/L	<1.0	50	50	50.5	53.0	101	106	70-130	5	20			
m&p-Xylene	ug/L	<0.70	100	100	107	110	107	110	70-130	3	20			
Methyl-tert-butyl ether	ug/L	<1.1	50	50	49.1	53.2	98	106	70-130	8	20			
Methylene Chloride	ug/L	<0.32	50	50	55.2	57.3	110	115	70-130	4	20			
o-Xylene	ug/L	<0.35	50	50	52.5	55.2	105	110	70-130	5	20			
Styrene	ug/L	<0.36	50	50	63.0	66.1	126	132	70-132	5	20			
Tetrachloroethene	ug/L	<0.41	50	50	52.6	53.8	105	108	70-130	2	20			
Toluene	ug/L	<0.29	50	50	52.7	55.0	105	110	80-120	4	20			
trans-1,2-Dichloroethene	ug/L	<0.53	50	50	53.9	55.8	108	112	70-130	3	20			
trans-1,3-Dichloropropene	ug/L	<0.27	50	50	48.2	50.1	96	100	70-130	4	20			
Trichloroethene	ug/L	3.7	50	50	54.9	58.3	102	109	70-130	6	20			
Trichlorofluoromethane	ug/L	<0.42	50	50	60.3	62.6	121	125	65-160	4	20			
Vinyl chloride	ug/L	0.46J	50	50	60.0	60.7	119	120	60-137	1	20			
1,2-Dichlorobenzene-d4 (S)	%						98	101	70-130					
4-Bromofluorobenzene (S)	%						97	102	70-130					
Toluene-d8 (S)	%						105	105	70-130					

Results presented on this page are in the units indicated by the "Units" column except where an alternate unit is presented to the right of the result.

REPORT OF LABORATORY ANALYSIS

This report shall not be reproduced, except in full, without the written consent of Pace Analytical Services, LLC.



QUALIFIERS

Project: QUALITY CLEANERS

Pace Project No.: 40265183

DEFINITIONS

DF - Dilution Factor, if reported, represents the factor applied to the reported data due to dilution of the sample aliquot.

ND - Not Detected at or above LOD.

J - Estimated concentration at or above the LOD and below the LOQ.

LOD - Limit of Detection adjusted for dilution factor, percent moisture, initial weight and final volume.

LOQ - Limit of Quantitation adjusted for dilution factor, percent moisture, initial weight and final volume.

DL - Adjusted Method Detection Limit.

S - Surrogate

1,2-Diphenylhydrazine decomposes to and cannot be separated from Azobenzene using Method 8270. The result for each analyte is a combined concentration.

Consistent with EPA guidelines, unrounded data are displayed and have been used to calculate % recovery and RPD values.

LCS(D) - Laboratory Control Sample (Duplicate)

MS(D) - Matrix Spike (Duplicate)

DUP - Sample Duplicate

RPD - Relative Percent Difference

NC - Not Calculable.

SG - Silica Gel - Clean-Up

U - Indicates the compound was analyzed for, but not detected at or above the adjusted LOD.

N-Nitrosodiphenylamine decomposes and cannot be separated from Diphenylamine using Method 8270. The result reported for each analyte is a combined concentration.

Pace Analytical is TNI accredited. Contact your Pace PM for the current list of accredited analytes.

TNI - The NELAC Institute.

REPORT OF LABORATORY ANALYSIS

This report shall not be reproduced, except in full,
without the written consent of Pace Analytical Services, LLC.



QUALITY CONTROL DATA CROSS REFERENCE TABLE

Project: QUALITY CLEANERS

Pace Project No.: 40265183

Lab ID	Sample ID	QC Batch Method	QC Batch	Analytical Method	Analytical Batch
40265183001	MW-1	EPA 8260	450056		
40265183002	MW-2	EPA 8260	450056		
40265183003	DUP-01	EPA 8260	450056		
40265183004	TRIP BLANK	EPA 8260	450056		

REPORT OF LABORATORY ANALYSIS

This report shall not be reproduced, except in full,
without the written consent of Pace Analytical Services, LLC.



CHAIN-OF-CUSTODY Analytical Request Document

Chain-of-Custody is a LEGAL DOCUMENT - Complete all relevant fields

LAB USE ONLY- Affix Workorder/Login Label Here or List Pace Workorder Number or MTJL Log-in Number Here

40265183

ALL SHADED AREAS are for LAB USE ONLY

Company: Kapur
Address:

Billing Information:

Report To: Grant Zwiemelhofer

Email To:

Copy To:

Site Collection Info/Address:

Customer Project Name/Number:
Quality Cleaners

State: 1 County/City: Time Zone Collected:
[] PT [] MT [] CT [] ET

Phone:
Email:

Site/Facility ID #:

Compliance Monitoring?
[] Yes [] No

Collected By (print):
Grant Zwiemelhofer

Purchase Order #:
Quote #:

DW PWS ID #:
DW Location Code:

Collected By (signature):
[Signature]

Turnaround Date Required:

Immediately Packed on Ice:
[] Yes [] No

Sample Disposal:
[] Dispose as appropriate [] Return
[] Archive
[] Hold:

Rush:
[] Same Day [] Next Day
[] 2 Day [] 3 Day [] 4 Day [] 5 Day
(Expedite Charges Apply)

Field Filtered (if applicable):
[] Yes [] No
Analysis:

* Matrix Codes (Insert in Matrix box below): Drinking Water (DW), Ground Water (GW), Wastewater (WW), Product (P), Soil/Solid (SL), Oil (OL), Wipe (WP), Air (AR), Tissue (TS), Bioassay (B), Vapor (V), Other (OT)

Customer Sample ID	Matrix *	Comp / Grab	Collected (or Composite Start)		Composite End		Res Cl	# of Ctns
			Date	Time	Date	Time		
MW-1	GW	G	7/13/23	1040			3	X
MW-2	GW	G	7/13/23	1005			3	X
DUP-01	GW	G	7/13/23				3	X
TRIP BLANK							1	X

Container Preservative Type **

Lab Project Manager:

** Preservative Types: (1) nitric acid, (2) sulfuric acid, (3) hydrochloric acid, (4) sodium hydroxide, (5) zinc acetate, (6) methanol, (7) sodium bisulfate, (8) sodium thiosulfate, (9) hexane, (A) ascorbic acid, (B) ammonium sulfate, (C) ammonium hydroxide, (D) TSP, (U) Unpreserved, (O) Other

Analyses

Lab Profile/Line:

Lab Sample Receipt Checklist:

Custody Seals Present/Intact Y N NA

Custody Signatures Present Y N NA

Collector Signature Present Y N NA

Bottles Intact Y N NA

Correct Bottles Y N NA

Sufficient Volume Y N NA

Samples Received on Ice Y N NA

VOA - Headspace Acceptable Y N NA

USDA Regulated Solids Y N NA

Samples in Holding Time Y N NA

Residual Chlorine Present Y N NA

Cl Strips: Y N NA

Sample pH Acceptable Y N NA

pH Strips: Y N NA

Sulfide Present Y N NA

Lead Acetate Strips: Y N NA

LAB USE ONLY:
Lab Sample # / Comments:

Customer Remarks / Special Conditions / Possible Hazards:

Type of Ice Used: Wet Blue Dry None

SHORT HOLDS PRESENT (<72 hours): Y N N/A

Lab Sample Temperature Info:

Packing Material Used: ①

Radchem sample(s) screened (<500 cpm): Y N NA

Lab Tracking #: 2891679
Samples received via: FEDEX UPS Client Courier Pace Courier

Temp Blank Received: Y N NA
Therm ID#: _____
Cooler 1 Temp Upon Receipt: _____ oC
Cooler 1 Therm Corr. Factor: _____ oC
Cooler 1 Corrected Temp: _____ oC
Comments:

Relinquished by/Company: (Signature)
[Signature]

Date/Time:
7/14/23 1435

Received by/Company: (Signature)
[Signature]

Date/Time:
7-14-23

MTJL LAB USE ONLY
Table #:
Acctnum:

Relinquished by/Company: (Signature)
CS Logistics

Date/Time:
7/15/23 0850

Received by/Company: (Signature)
[Signature]

Date/Time:
7/15/23 0850

Template:
Prelogin:

Trip Blank Received: Y N NA
HCL MeOH TSP Other

Relinquished by/Company: (Signature)

Date/Time:

Received by/Company: (Signature)

Date/Time:

PM:
PB:

Non Conformance(s): YES / NO
Page 19 of 21
of: _____


Sample Condition Upon Receipt Form (SCUR)

Project #:

Client Name: Kapw

Courier: CS Logistics Fed Ex Speedee UPS Waltco
 Client Pace Other: _____

WO#: **40265183**



40265183

Tracking #: _____

Custody Seal on Cooler/Box Present: yes no Seals intact: yes no

Custody Seal on Samples Present: yes no Seals intact: yes no

Packing Material: Bubble Wrap Bubble Bags None Other

Thermometer Used SR - 109 Type of Ice: Wet Blue Dry None Meltwater Only

Cooler Temperature Uncorr: 0.5 / Corr: 0.5

Temp Blank Present: yes no Biological Tissue is Frozen: yes no

Temp should be above freezing to 6°C.

Biota Samples may be received at ≤ 0°C if shipped on Dry Ice.

Person examining contents:
 Date: 7/15/23 Initials: SG
 Labeled By Initials: RA

Chain of Custody Present:	<input checked="" type="checkbox"/> Yes <input type="checkbox"/> No <input type="checkbox"/> N/A	1.
Chain of Custody Filled Out:	<input checked="" type="checkbox"/> Yes <input type="checkbox"/> No <input type="checkbox"/> N/A	2.
Chain of Custody Relinquished:	<input checked="" type="checkbox"/> Yes <input type="checkbox"/> No <input type="checkbox"/> N/A	3.
Sampler Name & Signature on COC:	<input checked="" type="checkbox"/> Yes <input type="checkbox"/> No <input type="checkbox"/> N/A	4.
Samples Arrived within Hold Time:	<input checked="" type="checkbox"/> Yes <input type="checkbox"/> No	5.
- DI VOA Samples frozen upon receipt	<input type="checkbox"/> Yes <input type="checkbox"/> No	Date/Time: _____
Short Hold Time Analysis (<72hr):	<input type="checkbox"/> Yes <input checked="" type="checkbox"/> No	6.
Rush Turn Around Time Requested:	<input type="checkbox"/> Yes <input checked="" type="checkbox"/> No	7.
Sufficient Volume:		8.
For Analysis: <input checked="" type="checkbox"/> Yes <input type="checkbox"/> No MS/MSD: <input type="checkbox"/> Yes <input checked="" type="checkbox"/> No <input type="checkbox"/> N/A		
Correct Containers Used:	<input checked="" type="checkbox"/> Yes <input type="checkbox"/> No	9.
Correct Type: <u>Pace Green Bay</u> / Pace IR, Non-Pace		
Containers Intact:	<input checked="" type="checkbox"/> Yes <input type="checkbox"/> No	10.
Filtered volume received for Dissolved tests	<input type="checkbox"/> Yes <input type="checkbox"/> No <input checked="" type="checkbox"/> N/A	11.
Sample Labels match COC:	<input checked="" type="checkbox"/> Yes <input type="checkbox"/> No <input type="checkbox"/> N/A	12.
-Includes date/time/ID/Analysis Matrix: <u>W</u>		
Trip Blank Present:	<input checked="" type="checkbox"/> Yes <input type="checkbox"/> No <input type="checkbox"/> N/A	13.
Trip Blank Custody Seals Present	<input type="checkbox"/> Yes <input checked="" type="checkbox"/> No <input type="checkbox"/> N/A	
Pace Trip Blank Lot # (if purchased): _____		<u>client used regular HCL vial as trip blank</u> <u>7/15/23 SG</u>

Client Notification/ Resolution: _____ If checked, see attached form for additional comments

Person Contacted: _____ Date/Time: _____

Comments/ Resolution: _____

PM Review is documented electronically in LIMs. By releasing the project, the PM acknowledges they have reviewed the sample log in