

July 15, 2021

AECOM Project No.
60639735

WDNR BRRTs No.
02-08-585623

Mr. Kevin McKnight
Wisconsin Department of Natural Resources
Green Bay Service Center
2984 Shawno Avenue
Green Bay, WI 54313-6727

Per- and Polyfluoroalkyl Substances (PFAS) Groundwater Sampling Results at former Tecumseh Products Co. Plant, 1604 Michigan Avenue, New Holstein, Wisconsin

Dear Mr. McKnight:

On behalf of Tecumseh Products Co, LLC (TPC), AECOM Technical Services, Inc. (AECOM) is reporting on groundwater monitoring well sampling conducted for the Per- and Polyfluoroalkyl Substances (PFAS) site investigation at the former TPC manufacturing plant located at 1604 Michigan Avenue, New Holstein, WI (Site).

During the week of April 30, 2021 AECOM collected groundwater samples from a series of 10 monitoring wells located at the Site. Following data review and validation, the data notification is provided to the Wisconsin Department of Natural Resources (WDNR) and the City of New Holstein. The following items are included with this submittal:

- WDNR Form 4400-249 (Sample Results Notification),
- Figure showing well locations and summarizing analytical results,
- Table summarizing analytical results,
- Level II data summary and laboratory validation memorandum (Level IV data report will be provided electronically due to its large file size).

AECOM collected, analyzed and validated groundwater samples from a series of 10 monitoring wells located at the Site as shown on **Figure 1**. The groundwater samples were submitted to Vista Analytical Laboratory of El Dorado Hills, CA for analysis for the list of 33 PFAS compounds included in Wisconsin's laboratory certification program. **Table 1** summarizes the results from the sampling effort and the Level II laboratory report is enclosed. Results from this effort will be incorporated into the forthcoming Site Investigation (SI) Report.

Yours sincerely,



James Buss
Project Manager - AECOM
T: 608-828-8210
M: 608-630-7681
E: james.buss@aecom.com

cc: Jason Smith – Tecumseh Products Company
Casey Langenfeld – City of New Holstein

Attachments

Notice: This form may be used to comply with the requirements of s. NR 716.14 (2), Wis. Adm. Code; however, use of this form is not required. An alternate format may be used. The rule requires that notification be provided to 1) property owners when someone else is conducting the sampling, 2) to occupants of property belonging to the responsible person, and 3) to owners and occupants of property that does not belong to the responsible person but has been affected by contamination arising on his or her property. Notification is required within 10 business days of receiving the sample results. Personal information collected will be used for program administration and may be provided to requesters to the extent required by Wisconsin's Open Records law [ss. 19.31-19.39, Wis. Stats.].

NOTE: Under s. NR 716.14, Wis. Adm. Code, the responsible party must also submit sample results and other required information to the DNR. We recommend that copies of the sample results notifications be included with that submittal, along with all attachments. Using the same format used for data presentation for a closure request may be helpful to all parties. See s. NR 716.14, Wis. Adm. Code for the full list of information to be submitted to the DNR.

Notification of Property Owners and Occupants:

This notification form has been provided to you in order to provide the results of environmental sampling that has been conducted on property that you own or occupy. Samples were collected in accordance with the methods identified in the site investigation work plan, in accordance with s. NR. 716.09 and 716.13, Wis. Adm. Code. This sampling was conducted as a result of contamination originating at the following location.

Site Information

Site Name		DNR ID # (BRRTS #)	
Tecumseh Products Co. - New Holstein		02-08-585623	
Address	City	State	ZIP Code
1604 Michigan Avenue	New Holstein	WI	53061

Responsible Party

The person(s) responsible for completing this environmental investigation is:

Property Owner

Tecumseh Products Company LLC (historical property owner)

Address	City	State	ZIP Code
2700 West Wood Street	Paris	TN	38242
Contact Person	Phone Number (include area code)		
Jason Smith	(731) 644-8127		

Person or company that collected samples

AECOM Technical Services (Jim Buss)

Sample Results (Results Attached)

Reason for Sampling: Routine Other (define) Monitoring Well Sample Results

The contaminants that have been identified at this time on property that you own or occupy include:

Contaminant	In Soil?		In Groundwater?	
	Yes	No	Yes	No
Gasoline	<input type="radio"/>	<input type="radio"/>	<input type="radio"/>	<input type="radio"/>
Diesel or Fuel Oil	<input type="radio"/>	<input type="radio"/>	<input type="radio"/>	<input type="radio"/>
Solvents	<input type="radio"/>	<input type="radio"/>	<input type="radio"/>	<input type="radio"/>
Heavy Metals	<input type="radio"/>	<input type="radio"/>	<input type="radio"/>	<input type="radio"/>
Pesticides	<input type="radio"/>	<input type="radio"/>	<input type="radio"/>	<input type="radio"/>
Other: <u>PFAS</u>	<input type="radio"/>	<input type="radio"/>	<input checked="" type="radio"/>	<input type="radio"/>

This sampling event included sampling of a drinking water well. <input type="radio"/> Yes <input checked="" type="radio"/> No
If yes, the sampled drinking water well had detectable contaminants. <input type="radio"/> Yes <input type="radio"/> No

Contaminants in Vapor

	Yes	No
Indoor Air	<input type="radio"/>	<input type="radio"/>
Sub-slab	<input type="radio"/>	<input type="radio"/>
Exterior Soil Gas	<input type="radio"/>	<input type="radio"/>

Site Investigation Sample Results Notification

Form 4400-249 (R 03/14)

Page 2 of 2

Attached are:

- A map that shows the locations from which samples were collected. (The map needs to meet the requirements of s. NR 716.15 (4), Wis. Adm. Code.)
- A data table with specific contaminant levels at each sample location and whether or not the sample results exceed state standards.
- A copy of the laboratory results.

You are not identified as the person that is responsible for this contamination. However, your cooperation is important. Property owners may become legally responsible for contamination if they do not allow access to the person that is responsible so that person may complete the environmental investigation and clean up activities.

Option for written exemption: You have the option of requesting a written liability exemption from the DNR for contamination that originated on another property, or on property that you lease. To do this, you must present an adequate environmental assessment of your property and pay a \$700 fee for review of this information. If you are interested in this option, please see DNR publication # RR 589, "When Contamination Crosses a Property Line - Rights and Responsibilities of Property Owners", available at: dnr.wi.gov/files/PDF/pubs/rr/rr589.pdf.

Contact Information

Please address questions regarding this notification, or requests for additional information to the contact person listed above, or to one of the following contacts:

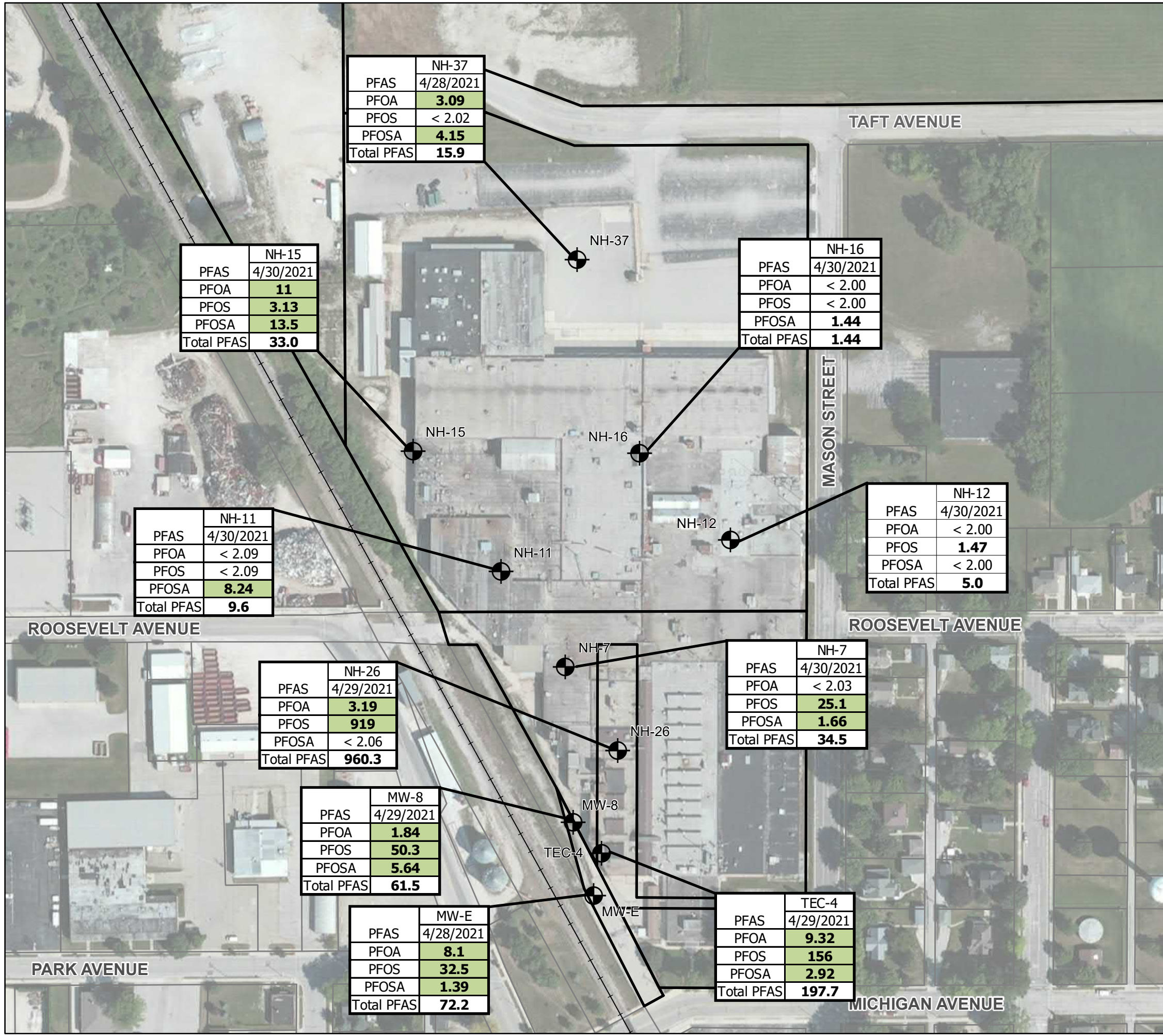
Environmental Consultant

Company Name		Contact Person Last Name		First Name	
AECOM Technical Services, Inc.		Buss		James (Jim)	
Address			City	State	ZIP Code
1350 Deming Way			Middleton	WI	53562
Phone # (inc. area code)	Email				
(608) 630-7681	james.buss@aecom.com				





Select which agency: Natural Resources Agriculture, Trade and Consumer Protection

State of Wisconsin Department of Natural Resources

Contact Person Last Name		First Name		Phone # (inc. area code)	
McKnight		Kevin		(920) 424-7890	
Address			City	State	ZIP Code
625 East County Road Y, Suite 700			Oshkosh	WI	54901
Email					
Kevin.McKnight@wisconsin.gov					

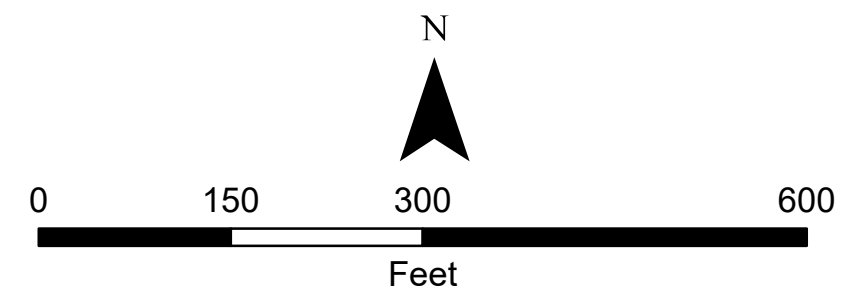


LEGEND

-  MONITORING WELLS
-  PROPERTY BOUNDARY
-  SURROUNDING PROPERTIES
-  RAILROAD

NOTES

1. RESULTS ARE LISTED FOR PFAS COMPOUNDS WITH EXCEEDANCES OF WISCONSIN DEPARTMENT OF HEALTH (DHS) RECOMMENDED ENFORCEMENT (ESs) AND PREVENTIVE ACTION LIMITS (PALs). SEE TABLE 1 FOR FULL ANALYTICAL RESULTS AND DATA FLAGGING CODES.
2. BOLD/TEXT INDICATES DETECTED RESULTS. GREEN HIGHLIGHTED TEXT EXCEEDING THE DHS RECOMMENDED COMBINED ES (20 ng/L) AND/OR COMBINED PAL (2 ng/L).
3. ALL UNITS ARE IN NANOGRAMS PER LITER.
4. BASEMAP IMAGERY FROM CALUMET COUNTY; IMAGE DATE 2014.



PROJECT: **TECUMSEH PRODUCTS CO. (FORMER)
NEW HOLSTEIN, WISCONSIN
BRRTS NO.: 02-08-585623**

TITLE: **PFAS GROUNDWATER RESULTS**

DRAWN BY:	M. PAWLAK	PROJ NO.:	60639735
CHECKED BY:	D. BOGDAN	SCALE.:	1:1,800
APPROVED BY:	J. BUSS	FIGURE 1	
DATE:	JULY 2021		



Table 1
Per- and Polyfluoroalkyl Substances (PFAS) Analytical Summary - Groundwater
Tecumseh Products Co. (Former)
1604 Michigan Avenue, New Holstein, WI
BRRTS# 02-08-585623

PFAS	DHS Recommended ES/PAL (ng/L)	MW-8	MW-E	NH-7	NH-11	NH-12	NH-15	NH-16	NH-26	NH-37	TEC-4
		4/29/2021	4/28/2021	4/30/2021	4/30/2021	4/30/2021	4/30/2021	4/30/2021	4/29/2021	4/28/2021	4/29/2021
		Result	Result	Result	Result	Result	Result	Result	Result	Result	Result
PFBA		2.2	7.68	4.26	1.34 J	3.52	< 2.07	< 2.00	7.15	5.59	12.3
PFPeA		< 2.09	< 2.01	< 2.03	< 2.09	< 2.00	< 2.07	< 2.00	< 2.06	< 2.02	< 2.02
PFHxA		< 2.09	4.2	< 2.03	< 2.09	< 2.00	5.38	< 2.00	< 2.06	< 2.02	5.67
PFHpA		< 2.09	4.1 Q	< 2.03	< 2.09	< 2.00	< 2.07	< 2.00	< 2.06	< 2.02	< 2.02
PFOA	20/2	1.84 J	8.1	< 2.03	< 2.09	< 2.00	11	< 2.00	3.19	3.09	9.32
PFNA		< 2.09	9.33	< 2.03	< 2.09	< 2.00	< 2.07	< 2.00	0.861 J,Q	< 2.02	1.82 J
PFDA		< 2.09	2.16 Q	< 2.03	< 2.09	< 2.00	< 2.07	< 2.00	< 2.06	< 2.02	< 2.02
PFUnA		< 2.09	< 2.01	< 2.03	< 2.09	< 2.00	< 2.07	< 2.00	< 2.06	< 2.02	< 2.02
PFDaA		< 2.09	< 2.01	< 2.03	< 2.09	< 2.00	< 2.07	< 2.00	< 2.06	< 2.02	< 2.02
PFTriDA		< 2.09	< 2.01	< 2.03	< 2.09	< 2.00	< 2.07	< 2.00	< 2.06	< 2.02	< 2.02
PFTeDA		< 2.09	< 2.01	< 2.03	< 2.09	< 2.00	< 2.07	< 2.00	< 2.06	< 2.02	< 2.02
11Cl-PF3OUdS		< 2.09	< 2.01	< 2.03	< 2.09	< 2.00	< 2.07	< 2.00	< 2.06	< 2.02	< 2.02
ADONA		< 2.09	< 2.01	< 2.03	< 2.09	< 2.00	< 2.07	< 2.00	< 2.06	< 2.02	< 2.02
9Cl-PF3ONS		< 2.09	< 2.01	< 2.03	< 2.09	< 2.00	< 2.07	< 2.00	< 2.06	< 2.02	< 2.02
HFPO-DA		< 2.09	< 2.01	< 2.03	< 2.09	< 2.00	< 2.07	< 2.00	< 2.06	< 2.02	< 2.02
PFBS		1.49 J	0.794 J	3.43	< 2.09	< 2.00	< 2.07	< 2.00	27.9	1.71 J	9.69
PFPeS		< 2.09	< 2.01	< 2.03	< 2.09	< 2.00	< 2.07	< 2.00	< 2.06	< 2.02	< 2.02
PFHxS		< 2.09	1.92 J	< 2.03	< 2.09	< 2.00	< 2.07	< 2.00	2.15	1.37 J	< 2.02
PFHPS		< 2.61	< 2.52	< 2.54	< 2.61	< 2.50	< 2.59	< 2.49	< 2.57	< 2.52	< 2.53
PFOS	20/2	50.3	32.5	25.1	< 2.09	1.47 J	3.13	< 2.00	919	< 2.02	156
PFNS		< 2.09	< 2.01	< 2.03	< 2.09	< 2.00	< 2.07	< 2.00	< 2.06	< 2.02	< 2.02
PFDoS		< 2.09	< 2.01	< 2.03	< 2.09	< 2.00	< 2.07	< 2.00	< 2.06	< 2.02	< 2.02
PFDS		< 2.87	< 2.77	< 2.79	< 2.87	< 2.75	< 2.85	< 2.74	< 2.83	< 2.77	< 2.78
PFOSA	20/2	5.64	1.39 J	1.66 J,Q	8.24 Q	< 2.00	13.5	1.44 J	< 2.06	4.15	2.92
4:2 FTS		< 2.09	< 2.01	< 2.03	< 2.09	< 2.00	< 2.07	< 2.00	< 2.06	< 2.02	< 2.02
6:2 FTS		< 2.09	< 2.01	< 2.03	< 2.09	< 2.00	< 2.07	< 2.00	< 2.06	< 2.02	< 2.02
8:2 FTS		< 2.35	< 2.26	< 2.29	< 2.35	< 2.25	< 2.33	< 2.25	< 2.32	< 2.27	< 2.27
EtFOSAA	20/2	< 2.74	< 2.64	< 2.67	< 2.74	< 2.62	< 2.72	< 2.62	< 2.70	< 2.65	< 2.65
MeFOSAA		< 2.09	< 2.01	< 2.03	< 2.09	< 2.00	< 2.07	< 2.00	< 2.06	< 2.02	< 2.02
EtFOSEA	20/2	< 8.35	< 8.05	< 8.12	< 8.35	< 7.99	< 8.28	< 7.98	< 8.24	< 8.07	< 8.08
EtFOSE	20/2	< 8.35	< 8.05	< 8.12	< 8.35	< 7.99	< 8.28	< 7.98	< 8.24	< 8.07	< 8.08
MeFOSEA		< 8.35	< 8.05	< 8.12	< 8.35	< 7.99	< 8.28	< 7.98	< 8.24	< 8.07	< 8.08
MeFOSE		< 8.35	< 8.05	< 8.12	< 8.35	< 7.99	< 8.28	< 7.98	< 8.24	< 8.07	< 8.08
Total PFAS		61.5	72.2	34.5	9.6	5.0	33.0	1.4	960.3	15.9	197.7

- Notes
1. All results listed in nanograms per liter (ng/L)
 2. BOLD indicates listed result was greater than the limit of detection.
 3. DHS recommends a combined enforcement standard (ES) of 20 ug/L and preventive action limit (PAL) of 2 ng/L for these compounds.
 4. Green highlighted results exceed the DHS recommended combined ES/PAL.
 5. J indicates the value listed was between the limit of detection and the limit of quantitation, result is estimated.
 6. B indicates compound was found in the blank and sample.
 7. C indicates transition mass ratio outside of the established limits. Analyst judgement was used to positively identify the analyte, but there is some uncertainty in the results.
 8. Q indicates ion ratio of primary quantitation and confirmatory multiple reaction monitoring (MRM) transitions was outside of QC acceptance criteria.

Data Validation Report

Project:	New Holstein PFAS	
Laboratory:	Vista Analytical Laboratory, El Dorado Hills, CA	
Service Request:	2105025	
Analyses/Method:	Per- and Polyfluorinated Alkyl Substances (PFAS) Analysis Using Isotope Dilution by LC/MS/MS	
Validation Level:	Stage 2B	
Project Number:	60639735.3	
Prepared by:	Paula DiMattei/AECOM	Completed on: 7/9/2021
Reviewed by:	Robert Kennedy/AECOM	File Name: 2105025 PFAS memo.docx

SUMMARY

The samples listed below were collected by AECOM for the New Holstein PFAS project on April 28-30, 2021.

Sample IDs	
NH-26	NH-15
TEC-4	NH-12
MW-E	NH-16
MW-8	NH-37
NH-7	Field blank 1
NH-11	Equipment blank 1

Data validation activities were conducted with reference to:

- Vista Analytical Laboratory SOP: Preparation and Analysis for the Determination of Per- and Poly-Fluorinated Compounds (SOP No. 49, Revision 24);
- USEPA Data Review and Validation Guidelines for Perfluoroalkyl Substances (PFAS) Analyzed Using EPA Method 537 (November 2018);
- USEPA National Functional Guidelines for High Resolution Superfund Methods Data Review (November 2020);
- Wisconsin PFAS Aqueous (Non-Potable Water) and Non-Aqueous Matrices Method Expectations (December 16, 2019); and the
- laboratory quality control (QC) limits

The National Functional Guidelines were modified to accommodate the non-CLP methodologies. The PFAS validation guidelines were incorporated into this review to provide compound specific guidance and were modified to accommodate the isotope dilution analysis. In the absence of method-specific information, laboratory QC limits, project-specific requirements and/or professional judgment were used as appropriate.

REVIEW ELEMENTS

The data were evaluated based on the following parameters (where applicable to the method):

✓	Data completeness (chain-of-custody (COC)/sample integrity)
✓	Holding times and sample preservation
✓	Initial calibration/continuing calibration verification
✓	Laboratory blanks/field blanks
NA	Matrix spike (MS) and/or matrix spike duplicate (MSD) results
✓	Laboratory control sample (LCS) results
NA	Field duplicate results
✗	Extracted internal standard results
✗	Sample results/reporting issues

The symbol (✓) indicates that no validation qualifiers were applied based on this parameter. An NA indicates that the parameter was not included as part of this data set or was not applicable to this validation and therefore not reviewed. The symbol (✗) indicates that a QC nonconformance resulted in the qualification of data. Any QC nonconformance that resulted in the qualification of data is discussed below. In addition, nonconformances or other issues that were noted during validation, but did not result in qualification of data, may be discussed for informational purposes only.

The data appear valid as qualified and may be used for decision making purposes with the exceptions summarized below. Select data points were qualified as estimated or rejected due to nonconformances of certain QC criteria (see discussion below).

RESULT

Data Completeness (COC)/Sample Integrity

The data package was reviewed and found to meet acceptance criteria for completeness:

- The COCs were reviewed for completeness of information relevant to the samples and requested analyses, and for signatures indicating transfer of sample custody.
- The laboratory report case narrative was reviewed for issues potentially affecting sample integrity, including the condition of sample containers upon receipt at the laboratory.
- Completeness of analyses was verified by comparing the reported results to the COC requests.

Holding Times and Sample Preservation

Sample preservation and preparation/analysis holding times were reviewed for conformance with QC acceptance criteria. All QC acceptance criteria were met.

Initial Calibration/Initial and Continuing Calibration Verification

Calibration data were reviewed for conformance with the QC acceptance criteria to ensure that:

- the initial calibration (ICAL) percent relative standard deviation (%RSD), correlation coefficient (r) or coefficient of determination (r²) QC acceptance criteria were met;
- the recalculation of the initial calibration standards QC acceptance criteria was met;
- the initial calibration verification standard (ICV) QC acceptance criteria were met; and
- the continuing calibration verification standard (CCV) frequency and percent recovery (%R) QC acceptance criteria were met.

All QC acceptance criteria were met.

Laboratory Blanks/Field Blanks/Equipment Blanks

Laboratory method blank, instrument blank, field blank and equipment blank results are evaluated as to whether there are contaminants detected above the detection limit (DL).

Target compounds were not detected in the laboratory method blank, instrument blanks, field blank or equipment blank associated with the samples in this data set.

MS/MSD Results

MS/MSD analyses were not performed on a sample in this data set. No data validation actions were taken on this basis.

LCS Results

The LCS %Rs were reviewed for conformance with the QC acceptance criteria. All QC acceptance criteria were met.

Field Duplicate Results

Field duplicate samples were not submitted with the samples in this data set. No data validation actions were taken on this basis.

Extracted Internal Standard Results

The extracted internal standard results were reviewed for conformance with the QC acceptance criteria. Nonconformances are summarized below.

Sample ID	Extracted Internal Standard	% Recovery	QC limits	Associated Compounds
NH-26	d3-MeFOSA	4.4	10-150	MeFOSA
	d5-EtFOSA	4.2	10-150	EtFOSA
NH-15	13C3-PFBA	8.7	25-150	PFBA

Based on AECOM professional judgment, the results for MeFOSA and EtFOSA in sample NH-26 and for PFBA in sample NH-15 are rejected because the associated extracted standard percent recoveries fell below 10%. These results are not usable for project decisions since the presence or absence of the affected compounds may be uncertain when extracted standard recoveries are very low.

Sample Results/Reporting Issues

If applicable, all sample results detected at concentrations less than the lowest calibration standard but greater than the DL are qualified by the laboratory as estimated (J). This "J" qualifier is retained during data validation.

The laboratory qualified the sample result with a "Q" laboratory qualifier to indicate that the ion ratio of the primary quantitation and confirmatory multiple reaction monitoring (MRM) transitions was outside of QC acceptance criteria. Sample results are tabulated below. These results are considered to be estimated values.

Sample ID	Affected Compounds
NH-26	PFNA
MW-E	PFHpA, PFDA

Sample ID	Affected Compounds
NH-7 and NH-11	PFOSA
NH-12	PFOS

July 08, 2021

Vista Work Order No. 2105025

Mr. James Buss
AECOM
1350 Deming Way, Suite 100
Middleton, WI 53562

Dear Mr. Buss,

Enclosed are the amended results for the sample set received at Vista Analytical Laboratory on May 04, 2021 under your Project Name 'New Holstein PFAS'.

Vista Analytical Laboratory is committed to serving you effectively. If you require additional information, please contact me at 916-673-1520 or by email at mmaier@vista-analytical.com.

Thank you for choosing Vista as part of your analytical support team.

Sincerely,



for

Martha Maier
Laboratory Director



Vista Analytical Laboratory certifies that the report herein meets all the requirements set forth by NELAP for those applicable test methods. Results relate only to the samples as received by the laboratory. This report should not be reproduced except in full without the written approval of Vista.

Vista Work Order No. 2105025

Case Narrative

Sample Condition on Receipt:

Twelve aqueous samples were received and stored securely in accordance with Vista standard operating procedures and EPA methodology. The samples were received in good condition and within the recommended temperature requirements. This report was amended to include the Continuing Calibration Blanks.

Analytical Notes:

PFAS Isotope Dilution Method

Sample "NH-15" contained particulate and was centrifuged prior to extraction.

The samples were extracted and analyzed for a selected list of PFAS using Vista's PFAS Isotope Dilution Method. The results for PFHxS, PFOA, PFOS, MeFOSAA and EtFOSAA include both linear and branched isomers, reported separately. Results for all other analytes include the linear isomers only.

Holding Times

The samples were extracted and analyzed within the hold times.

Quality Control

The Initial Calibration and Continuing Calibration Verifications met the acceptance criteria.

A Method Blank and Ongoing Precision and Recovery (OPR) sample were extracted and analyzed with the preparation batch. No analytes were detected in the Method Blank above the Reporting Limit. The OPR recoveries were within the method acceptance criteria.

The labeled standard recoveries outside the acceptance criteria are flagged with an "H" qualifier.

TABLE OF CONTENTS

Case Narrative.....	1
Table of Contents.....	3
Sample Inventory.....	4
Analytical Results.....	5
Qualifiers.....	34
Certifications.....	35
Sample Receipt.....	38
Extraction Information.....	43
Sample Data - PFAS Isotope Dilution Method.....	48
Continuing Calibration.....	202
Initial Calibration.....	273

Sample Inventory Report

Vista Sample ID	Client Sample ID	Sampled	Received	Components/Containers
2105025-01	NH-26	29-Apr-21 15:55	04-May-21 09:40	HDPE Bottle, 250 mL HDPE Bottle, 250 mL
2105025-02	TEC-4	29-Apr-21 15:00	04-May-21 09:40	HDPE Bottle, 250 mL HDPE Bottle, 250 mL
2105025-03	MW-E	28-Apr-21 14:10	04-May-21 09:40	HDPE Bottle, 250 mL HDPE Bottle, 250 mL
2105025-04	MW-8	29-Apr-21 13:20	04-May-21 09:40	HDPE Bottle, 250 mL HDPE Bottle, 250 mL
2105025-05	NH-7	30-Apr-21 09:25	04-May-21 09:40	HDPE Bottle, 250 mL HDPE Bottle, 250 mL
2105025-06	NH-11	30-Apr-21 10:15	04-May-21 09:40	HDPE Bottle, 250 mL HDPE Bottle, 250 mL
2105025-07	NH-15	30-Apr-21 11:15	04-May-21 09:40	HDPE Bottle, 250 mL HDPE Bottle, 250 mL
2105025-08	NH-12	30-Apr-21 13:35	04-May-21 09:40	HDPE Bottle, 250 mL HDPE Bottle, 250 mL
2105025-09	NH-16	30-Apr-21 12:35	04-May-21 09:40	HDPE Bottle, 250 mL HDPE Bottle, 250 mL
2105025-10	NH-37	28-Apr-21 15:25	04-May-21 09:40	HDPE Bottle, 250 mL HDPE Bottle, 250 mL
2105025-11	Field Blank 1	28-Apr-21 13:00	04-May-21 09:40	HDPE Bottle, 250 mL
2105025-12	Equipment Blank 1	29-Apr-21 12:00	04-May-21 09:40	HDPE Bottle, 250 mL HDPE Bottle, 250 mL

ANALYTICAL RESULTS

Sample ID: Method Blank

PFAS Isotope Dilution Method

Client Data				Laboratory Data			
Name:	AECOM	Matrix:	Aqueous	Lab Sample:	B1E0081-BLK1	Column:	BEH C18
Project:	New Holstein PFAS						

Analyte	Conc. (ng/L)	MDL	RL	Qualifiers	Batch	Extracted	Samp Size	Analyzed	Dilution
L-PFBA	<0.715	0.715	2.00		B1E0081	12-May-21	0.250 L	15-May-21 21:41	1
L-PFPeA	<0.980	0.980	2.00		B1E0081	12-May-21	0.250 L	15-May-21 21:41	1
L-PFBS	<0.770	0.770	2.00		B1E0081	12-May-21	0.250 L	15-May-21 21:41	1
L-4:2 FTS	<1.08	1.08	2.00		B1E0081	12-May-21	0.250 L	15-May-21 21:41	1
L-PFHxA	<1.13	1.13	2.00		B1E0081	12-May-21	0.250 L	15-May-21 21:41	1
L-PFPeS	<0.905	0.905	2.00		B1E0081	12-May-21	0.250 L	15-May-21 21:41	1
HFPO-DA	<0.620	0.620	2.00		B1E0081	12-May-21	0.250 L	15-May-21 21:41	1
L-PFHpA	<0.885	0.885	2.00		B1E0081	12-May-21	0.250 L	15-May-21 21:41	1
ADONA	<0.850	0.850	2.00		B1E0081	12-May-21	0.250 L	15-May-21 21:41	1
L-PFHxS	<1.08	1.08	2.00		B1E0081	12-May-21	0.250 L	15-May-21 21:41	1
Br-PFHxS	<1.08	1.08	2.00		B1E0081	12-May-21	0.250 L	15-May-21 21:41	1
Total PFHxS	<1.08	1.08	2.00		B1E0081	12-May-21	0.250 L	15-May-21 21:41	1
L-6:2 FTS	<0.965	0.965	2.00		B1E0081	12-May-21	0.250 L	15-May-21 21:41	1
L-PFOA	<1.09	1.09	2.00		B1E0081	12-May-21	0.250 L	15-May-21 21:41	1
Br-PFOA	<1.09	1.09	2.00		B1E0081	12-May-21	0.250 L	15-May-21 21:41	1
Total PFOA	<1.09	1.09	2.00		B1E0081	12-May-21	0.250 L	15-May-21 21:41	1
L-PFHpS	<2.47	2.47	2.50		B1E0081	12-May-21	0.250 L	15-May-21 21:41	1
L-PFNA	<0.565	0.565	2.00		B1E0081	12-May-21	0.250 L	15-May-21 21:41	1
L-PFOA	<1.35	1.35	2.00		B1E0081	12-May-21	0.250 L	15-May-21 21:41	1
L-PFOS	<1.07	1.07	2.00		B1E0081	12-May-21	0.250 L	15-May-21 21:41	1
Br-PFOS	<1.07	1.07	2.00		B1E0081	12-May-21	0.250 L	15-May-21 21:41	1
Total PFOS	<1.07	1.07	2.00		B1E0081	12-May-21	0.250 L	15-May-21 21:41	1
9Cl-PF3ONS	<0.830	0.830	2.00		B1E0081	12-May-21	0.250 L	15-May-21 21:41	1
L-PFDA	<0.900	0.900	2.00		B1E0081	12-May-21	0.250 L	15-May-21 21:41	1
L-8:2FTS	<2.24	2.24	2.25		B1E0081	12-May-21	0.250 L	15-May-21 21:41	1
L-PFNS	<1.41	1.41	2.00		B1E0081	12-May-21	0.250 L	15-May-21 21:41	1
L-MeFOSAA	<0.945	0.945	2.00		B1E0081	12-May-21	0.250 L	15-May-21 21:41	1
Br-MeFOSAA	<0.945	0.945	2.00		B1E0081	12-May-21	0.250 L	15-May-21 21:41	1
Total MeFOSAA	<0.945	0.945	2.00		B1E0081	12-May-21	0.250 L	15-May-21 21:41	1
L-EtFOSAA	<2.54	2.54	2.63		B1E0081	12-May-21	0.250 L	15-May-21 21:41	1
Br-EtFOSAA	<2.54	2.54	2.63		B1E0081	12-May-21	0.250 L	15-May-21 21:41	1
Total EtFOSAA	<2.54	2.54	2.63		B1E0081	12-May-21	0.250 L	15-May-21 21:41	1
L-PFUnA	<1.35	1.35	2.00		B1E0081	12-May-21	0.250 L	15-May-21 21:41	1
L-PFDS	<2.71	2.71	2.75		B1E0081	12-May-21	0.250 L	15-May-21 21:41	1
11Cl-PF3OUdS	<0.427	0.427	2.00		B1E0081	12-May-21	0.250 L	15-May-21 21:41	1
L-PFDoA	<0.785	0.785	2.00		B1E0081	12-May-21	0.250 L	15-May-21 21:41	1
L-PFTrDA	<1.11	1.11	2.00		B1E0081	12-May-21	0.250 L	15-May-21 21:41	1
PFDoS	<1.59	1.59	2.00		B1E0081	12-May-21	0.250 L	15-May-21 21:41	1

Sample ID: Method Blank **PFAS Isotope Dilution Method**

Client Data				Laboratory Data			
Name:	AECOM	Matrix:	Aqueous	Lab Sample:	B1E0081-BLK1	Column:	BEH C18
Project:	New Holstein PFAS						

Analyte	Conc. (ng/L)	MDL	RL	Qualifiers	Batch	Extracted	Samp Size	Analyzed	Dilution
L-PFTeDA	<0.815	0.815	2.00		B1E0081	12-May-21	0.250 L	15-May-21 21:41	1
L-MeFOSA	<6.85	6.85	8.00		B1E0081	12-May-21	0.250 L	15-May-21 21:41	1
L-EtFOSA	<7.30	7.30	8.00		B1E0081	12-May-21	0.250 L	15-May-21 21:41	1
L-EtFOSE	<5.55	5.55	8.00		B1E0081	12-May-21	0.250 L	15-May-21 21:41	1
L-MeFOSE	<8.00	8.00	8.00		B1E0081	12-May-21	0.250 L	15-May-21 21:41	1

Labeled Standards	Type	% Recovery	Limits	Qualifiers	Batch	Extracted	Samp Size	Analyzed	Dilution
13C3-PFBA	IS	89.0	25 - 150		B1E0081	12-May-21	0.250 L	15-May-21 21:41	1
13C3-PFPeA	IS	84.7	25 - 150		B1E0081	12-May-21	0.250 L	15-May-21 21:41	1
13C3-PFBS	IS	86.8	25 - 150		B1E0081	12-May-21	0.250 L	15-May-21 21:41	1
13C2-4:2 FTS	IS	86.5	25 - 150		B1E0081	12-May-21	0.250 L	15-May-21 21:41	1
13C2-PFHxA	IS	81.1	25 - 150		B1E0081	12-May-21	0.250 L	15-May-21 21:41	1
13C4-PFHpA	IS	84.1	25 - 150		B1E0081	12-May-21	0.250 L	15-May-21 21:41	1
13C3-PFHxS	IS	85.7	25 - 150		B1E0081	12-May-21	0.250 L	15-May-21 21:41	1
13C2-6:2 FTS	IS	85.4	25 - 150		B1E0081	12-May-21	0.250 L	15-May-21 21:41	1
13C2-PFOA	IS	79.6	25 - 150		B1E0081	12-May-21	0.250 L	15-May-21 21:41	1
13C5-PFNA	IS	84.5	25 - 150		B1E0081	12-May-21	0.250 L	15-May-21 21:41	1
13C8-PFOA	IS	50.4	10 - 150		B1E0081	12-May-21	0.250 L	15-May-21 21:41	1
13C8-PFOS	IS	76.5	25 - 150		B1E0081	12-May-21	0.250 L	15-May-21 21:41	1
13C2-PFDA	IS	71.9	25 - 150		B1E0081	12-May-21	0.250 L	15-May-21 21:41	1
13C2-8:2 FTS	IS	72.9	25 - 150		B1E0081	12-May-21	0.250 L	15-May-21 21:41	1
d3-MeFOSAA	IS	70.9	25 - 150		B1E0081	12-May-21	0.250 L	15-May-21 21:41	1
d5-EtFOSAA	IS	68.0	25 - 150		B1E0081	12-May-21	0.250 L	15-May-21 21:41	1
13C2-PFUnA	IS	71.6	25 - 150		B1E0081	12-May-21	0.250 L	15-May-21 21:41	1
13C2-PFDoA	IS	69.0	25 - 150		B1E0081	12-May-21	0.250 L	15-May-21 21:41	1
d3-MeFOSA	IS	18.9	10 - 150		B1E0081	12-May-21	0.250 L	15-May-21 21:41	1
13C2-PFTeDA	IS	70.6	25 - 150		B1E0081	12-May-21	0.250 L	15-May-21 21:41	1
d5-EtFOSA	IS	18.6	10 - 150		B1E0081	12-May-21	0.250 L	15-May-21 21:41	1
d7-MeFOSE	IS	39.2	10 - 150		B1E0081	12-May-21	0.250 L	15-May-21 21:41	1
d9-EtFOSE	IS	35.2	10 - 150		B1E0081	12-May-21	0.250 L	15-May-21 21:41	1
13C3-HFPO-DA	IS	93.1	25 - 150		B1E0081	12-May-21	0.250 L	15-May-21 21:41	1

MDL - Method Detection Limit

RL - Reporting limit

Results reported to MDL.

Sample ID: OPR

PFAS Isotope Dilution Method

Client Data				Laboratory Data			
Name:	AECOM	Matrix:	Aqueous	Lab Sample:	B1E0081-BS1	Column:	BEH C18
Project:	New Holstein PFAS						

Analyte	Amt Found (ng/L)	Spike Amt	% Rec	Limits	Qualifiers	Batch	Extracted	Samp Size	Analyzed	Dilution
L-PFBA	9.19	8.00	115	50 - 150		B1E0081	12-May-21	0.250 L	15-May-21 21:51	1
L-PFPeA	9.72	8.00	121	50 - 150		B1E0081	12-May-21	0.250 L	15-May-21 21:51	1
L-PFBS	9.63	8.00	120	50 - 150		B1E0081	12-May-21	0.250 L	15-May-21 21:51	1
L-4:2 FTS	7.64	8.00	95.5	50 - 150		B1E0081	12-May-21	0.250 L	15-May-21 21:51	1
L-PFHxA	8.83	8.00	110	50 - 150	Q	B1E0081	12-May-21	0.250 L	15-May-21 21:51	1
L-PFPeS	9.46	8.00	118	50 - 150		B1E0081	12-May-21	0.250 L	15-May-21 21:51	1
HFPO-DA	6.13	8.00	76.6	50 - 150	Q	B1E0081	12-May-21	0.250 L	15-May-21 21:51	1
L-PFHpA	9.51	8.00	119	50 - 150		B1E0081	12-May-21	0.250 L	15-May-21 21:51	1
ADONA	8.67	8.00	108	50 - 150		B1E0081	12-May-21	0.250 L	15-May-21 21:51	1
Total PFHxS	10.2	8.00	128	50 - 150		B1E0081	12-May-21	0.250 L	15-May-21 21:51	1
L-6:2 FTS	9.86	8.00	123	50 - 150		B1E0081	12-May-21	0.250 L	15-May-21 21:51	1
Total PFOA	9.59	8.00	120	50 - 150		B1E0081	12-May-21	0.250 L	15-May-21 21:51	1
L-PFHpS	8.83	8.00	110	50 - 150		B1E0081	12-May-21	0.250 L	15-May-21 21:51	1
L-PFNA	8.52	8.00	106	50 - 150		B1E0081	12-May-21	0.250 L	15-May-21 21:51	1
L-PFOSA	8.42	8.00	105	50 - 150		B1E0081	12-May-21	0.250 L	15-May-21 21:51	1
Total PFOS	9.32	8.00	116	50 - 150		B1E0081	12-May-21	0.250 L	15-May-21 21:51	1
9Cl-PF3ONS	8.68	8.00	108	50 - 150		B1E0081	12-May-21	0.250 L	15-May-21 21:51	1
L-PFDA	8.85	8.00	111	50 - 150		B1E0081	12-May-21	0.250 L	15-May-21 21:51	1
L-8:2FTS	10.0	8.00	125	50 - 150		B1E0081	12-May-21	0.250 L	15-May-21 21:51	1
L-PFNS	6.37	8.00	79.6	50 - 150		B1E0081	12-May-21	0.250 L	15-May-21 21:51	1
Total MeFOSAA	9.71	8.00	121	50 - 150		B1E0081	12-May-21	0.250 L	15-May-21 21:51	1
Total EtFOSAA	9.36	8.00	117	50 - 150		B1E0081	12-May-21	0.250 L	15-May-21 21:51	1
L-PFUnA	9.77	8.00	122	50 - 150		B1E0081	12-May-21	0.250 L	15-May-21 21:51	1
L-PFDS	6.31	8.00	78.8	50 - 150		B1E0081	12-May-21	0.250 L	15-May-21 21:51	1
11Cl-PF3OUdS	8.25	8.00	103	50 - 150		B1E0081	12-May-21	0.250 L	15-May-21 21:51	1
L-PFDoA	9.10	8.00	114	50 - 150		B1E0081	12-May-21	0.250 L	15-May-21 21:51	1
L-PFTrDA	8.55	8.00	107	50 - 150		B1E0081	12-May-21	0.250 L	15-May-21 21:51	1
PFDoS	9.26	8.08	115	50 - 150		B1E0081	12-May-21	0.250 L	15-May-21 21:51	1
L-PFTeDA	9.60	8.00	120	50 - 150		B1E0081	12-May-21	0.250 L	15-May-21 21:51	1
L-MeFOSA	8.01	8.00	100	50 - 150		B1E0081	12-May-21	0.250 L	15-May-21 21:51	1
L-EtFOSA	8.06	8.00	101	50 - 150		B1E0081	12-May-21	0.250 L	15-May-21 21:51	1
L-EtFOSE	9.00	8.00	112	50 - 150		B1E0081	12-May-21	0.250 L	15-May-21 21:51	1
L-MeFOSE	9.48	8.00	119	50 - 150		B1E0081	12-May-21	0.250 L	15-May-21 21:51	1
Labeled Standards	Type		% Rec	Limits	Qualifiers	Batch	Extracted	Samp Size	Analyzed	Dilution

Sample ID: OPR

PFAS Isotope Dilution Method

Client Data				Laboratory Data			
Name:	AECOM	Matrix:	Aqueous	Lab Sample:	B1E0081-BS1	Column:	BEH C18
Project:	New Holstein PFAS						

Labeled Standards	Type	% Rec	Limits	Qualifiers	Batch	Extracted	Samp Size	Analyzed	Dilution
13C3-PFBA	IS	89.2	25 - 150		B1E0081	12-May-21	0.250 L	15-May-21 21:51	1
13C3-PFPeA	IS	87.2	25 - 150		B1E0081	12-May-21	0.250 L	15-May-21 21:51	1
13C3-PFBS	IS	83.1	25 - 150		B1E0081	12-May-21	0.250 L	15-May-21 21:51	1
13C2-4:2 FTS	IS	89.0	25 - 150		B1E0081	12-May-21	0.250 L	15-May-21 21:51	1
13C2-PFHxA	IS	85.2	25 - 150		B1E0081	12-May-21	0.250 L	15-May-21 21:51	1
13C4-PFHpA	IS	85.8	25 - 150		B1E0081	12-May-21	0.250 L	15-May-21 21:51	1
13C3-PFHxS	IS	81.5	25 - 150		B1E0081	12-May-21	0.250 L	15-May-21 21:51	1
13C2-6:2 FTS	IS	79.0	25 - 150		B1E0081	12-May-21	0.250 L	15-May-21 21:51	1
13C2-PFOA	IS	83.8	25 - 150		B1E0081	12-May-21	0.250 L	15-May-21 21:51	1
13C5-PFNA	IS	87.8	25 - 150		B1E0081	12-May-21	0.250 L	15-May-21 21:51	1
13C8-PFOSA	IS	47.9	10 - 150		B1E0081	12-May-21	0.250 L	15-May-21 21:51	1
13C8-PFOS	IS	84.4	25 - 150		B1E0081	12-May-21	0.250 L	15-May-21 21:51	1
13C2-PFDA	IS	80.5	25 - 150		B1E0081	12-May-21	0.250 L	15-May-21 21:51	1
13C2-8:2 FTS	IS	67.1	25 - 150		B1E0081	12-May-21	0.250 L	15-May-21 21:51	1
d3-MeFOSAA	IS	71.0	25 - 150		B1E0081	12-May-21	0.250 L	15-May-21 21:51	1
d5-EtFOSAA	IS	68.4	25 - 150		B1E0081	12-May-21	0.250 L	15-May-21 21:51	1
13C2-PFUnA	IS	72.9	25 - 150		B1E0081	12-May-21	0.250 L	15-May-21 21:51	1
13C2-PFDoA	IS	71.9	25 - 150		B1E0081	12-May-21	0.250 L	15-May-21 21:51	1
d3-MeFOSA	IS	16.4	10 - 150		B1E0081	12-May-21	0.250 L	15-May-21 21:51	1
13C2-PFTeDA	IS	77.5	25 - 150		B1E0081	12-May-21	0.250 L	15-May-21 21:51	1
d5-EtFOSA	IS	16.4	10 - 150		B1E0081	12-May-21	0.250 L	15-May-21 21:51	1
d7-MeFOSE	IS	36.7	10 - 150		B1E0081	12-May-21	0.250 L	15-May-21 21:51	1
d9-EtFOSE	IS	36.4	10 - 150		B1E0081	12-May-21	0.250 L	15-May-21 21:51	1
13C3-HFPO-DA	IS	86.3	25 - 150		B1E0081	12-May-21	0.250 L	15-May-21 21:51	1

Sample ID: NH-26
PFAS Isotope Dilution Method

Client Data				Laboratory Data			
Name:	AECOM	Matrix:	Aqueous	Lab Sample:	2105025-01	Column:	BEH C18
Project:	New Holstein PFAS	Date Collected:	29-Apr-21 15:55	Date Received:	04-May-21 09:40		

Analyte	Conc. (ng/L)	MDL	RL	Qualifiers	Batch	Extracted	Samp Size	Analyzed	Dilution
L-PFBA	7.15	0.736	2.06		B1E0081	12-May-21	0.243 L	15-May-21 22:33	1
L-PFPeA	<1.01	1.01	2.06		B1E0081	12-May-21	0.243 L	15-May-21 22:33	1
L-PFBS	27.9	0.793	2.06		B1E0081	12-May-21	0.243 L	15-May-21 22:33	1
L-4:2 FTS	<1.11	1.11	2.06		B1E0081	12-May-21	0.243 L	15-May-21 22:33	1
L-PFHxA	<1.16	1.16	2.06		B1E0081	12-May-21	0.243 L	15-May-21 22:33	1
L-PFPeS	<0.932	0.932	2.06		B1E0081	12-May-21	0.243 L	15-May-21 22:33	1
HFPO-DA	<0.639	0.639	2.06		B1E0081	12-May-21	0.243 L	15-May-21 22:33	1
L-PFHpA	<0.911	0.911	2.06		B1E0081	12-May-21	0.243 L	15-May-21 22:33	1
ADONA	<0.875	0.875	2.06		B1E0081	12-May-21	0.243 L	15-May-21 22:33	1
L-PFHxS	<1.11	1.11	2.06		B1E0081	12-May-21	0.243 L	15-May-21 22:33	1
Br-PFHxS	<1.11	1.11	2.06		B1E0081	12-May-21	0.243 L	15-May-21 22:33	1
Total PFHxS	<1.11	1.11	2.06		B1E0081	12-May-21	0.243 L	15-May-21 22:33	1
L-6:2 FTS	<0.994	0.994	2.06		B1E0081	12-May-21	0.243 L	15-May-21 22:33	1
L-PFOA	3.19	1.12	2.06		B1E0081	12-May-21	0.243 L	15-May-21 22:33	1
Br-PFOA	<1.12	1.12	2.06		B1E0081	12-May-21	0.243 L	15-May-21 22:33	1
Total PFOA	3.19	1.13	2.06		B1E0081	12-May-21	0.243 L	15-May-21 22:33	1
L-PFHpS	<2.54	2.54	2.57		B1E0081	12-May-21	0.243 L	15-May-21 22:33	1
L-PFNA	0.861	0.582	2.06	J, Q	B1E0081	12-May-21	0.243 L	15-May-21 22:33	1
L-PFOSA	<1.39	1.39	2.06		B1E0081	12-May-21	0.243 L	15-May-21 22:33	1
L-PFOS	545	1.10	2.06		B1E0081	12-May-21	0.243 L	15-May-21 22:33	1
Br-PFOS	375	1.10	2.06		B1E0081	12-May-21	0.243 L	15-May-21 22:33	1
Total PFOS	919	1.10	2.06		B1E0081	12-May-21	0.243 L	15-May-21 22:33	1
9Cl-PF3ONS	<0.855	0.855	2.06		B1E0081	12-May-21	0.243 L	15-May-21 22:33	1
L-PFDA	<0.927	0.927	2.06		B1E0081	12-May-21	0.243 L	15-May-21 22:33	1
L-8:2FTS	<2.31	2.31	2.32		B1E0081	12-May-21	0.243 L	15-May-21 22:33	1
L-PFNS	<1.45	1.45	2.06		B1E0081	12-May-21	0.243 L	15-May-21 22:33	1
L-MeFOSAA	<0.973	0.973	2.06		B1E0081	12-May-21	0.243 L	15-May-21 22:33	1
Br-MeFOSAA	<0.973	0.973	2.06		B1E0081	12-May-21	0.243 L	15-May-21 22:33	1
Total MeFOSAA	<0.973	0.973	2.06		B1E0081	12-May-21	0.243 L	15-May-21 22:33	1
L-EtFOSAA	<2.61	2.61	2.70		B1E0081	12-May-21	0.243 L	15-May-21 22:33	1
Br-EtFOSAA	<2.61	2.61	2.70		B1E0081	12-May-21	0.243 L	15-May-21 22:33	1
Total EtFOSAA	<2.61	2.61	2.70		B1E0081	12-May-21	0.243 L	15-May-21 22:33	1
L-PFUnA	<1.39	1.39	2.06		B1E0081	12-May-21	0.243 L	15-May-21 22:33	1
L-PFDS	<2.79	2.79	2.83		B1E0081	12-May-21	0.243 L	15-May-21 22:33	1
11Cl-PF3OUdS	<0.439	0.439	2.06		B1E0081	12-May-21	0.243 L	15-May-21 22:33	1
L-PFDoA	<0.808	0.808	2.06		B1E0081	12-May-21	0.243 L	15-May-21 22:33	1
L-PFTrDA	<1.14	1.14	2.06		B1E0081	12-May-21	0.243 L	15-May-21 22:33	1

Sample ID: NH-26
PFAS Isotope Dilution Method

Client Data				Laboratory Data			
Name:	AECOM	Matrix:	Aqueous	Lab Sample:	2105025-01	Column:	BEH C18
Project:	New Holstein PFAS	Date Collected:	29-Apr-21 15:55	Date Received:	04-May-21 09:40		

Analyte	Conc. (ng/L)	MDL	RL	Qualifiers	Batch	Extracted	Samp Size	Analyzed	Dilution
PFDoS	<1.64	1.64	2.06		B1E0081	12-May-21	0.243 L	15-May-21 22:33	1
L-PFTeDA	<0.839	0.839	2.06		B1E0081	12-May-21	0.243 L	15-May-21 22:33	1
L-MeFOSA	<7.05	7.05	8.24		B1E0081	12-May-21	0.243 L	15-May-21 22:33	1
L-EtFOSA	<7.52	7.52	8.24		B1E0081	12-May-21	0.243 L	15-May-21 22:33	1
L-EtFOSE	<5.72	5.72	8.24		B1E0081	12-May-21	0.243 L	15-May-21 22:33	1
L-MeFOSE	<8.24	8.24	8.24		B1E0081	12-May-21	0.243 L	15-May-21 22:33	1

Labeled Standards	Type	% Recovery	Limits	Qualifiers	Batch	Extracted	Samp Size	Analyzed	Dilution
13C3-PFBA	IS	89.5	25 - 150		B1E0081	12-May-21	0.243 L	15-May-21 22:33	1
13C3-PFPeA	IS	81.1	25 - 150		B1E0081	12-May-21	0.243 L	15-May-21 22:33	1
13C3-PFBS	IS	86.4	25 - 150		B1E0081	12-May-21	0.243 L	15-May-21 22:33	1
13C2-4:2 FTS	IS	84.8	25 - 150		B1E0081	12-May-21	0.243 L	15-May-21 22:33	1
13C2-PFHxA	IS	82.5	25 - 150		B1E0081	12-May-21	0.243 L	15-May-21 22:33	1
13C4-PFHpA	IS	83.9	25 - 150		B1E0081	12-May-21	0.243 L	15-May-21 22:33	1
13C3-PFHxS	IS	85.4	25 - 150		B1E0081	12-May-21	0.243 L	15-May-21 22:33	1
13C2-6:2 FTS	IS	91.3	25 - 150		B1E0081	12-May-21	0.243 L	15-May-21 22:33	1
13C2-PFOA	IS	83.3	25 - 150		B1E0081	12-May-21	0.243 L	15-May-21 22:33	1
13C5-PFNA	IS	87.0	25 - 150		B1E0081	12-May-21	0.243 L	15-May-21 22:33	1
13C8-PFOA	IS	45.4	10 - 150		B1E0081	12-May-21	0.243 L	15-May-21 22:33	1
13C8-PFOS	IS	87.6	25 - 150		B1E0081	12-May-21	0.243 L	15-May-21 22:33	1
13C2-PFDA	IS	86.6	25 - 150		B1E0081	12-May-21	0.243 L	15-May-21 22:33	1
13C2-8:2 FTS	IS	95.0	25 - 150		B1E0081	12-May-21	0.243 L	15-May-21 22:33	1
d3-MeFOSAA	IS	78.8	25 - 150		B1E0081	12-May-21	0.243 L	15-May-21 22:33	1
d5-EtFOSAA	IS	81.2	25 - 150		B1E0081	12-May-21	0.243 L	15-May-21 22:33	1
13C2-PFUnA	IS	80.0	25 - 150		B1E0081	12-May-21	0.243 L	15-May-21 22:33	1
13C2-PFDoA	IS	78.7	25 - 150		B1E0081	12-May-21	0.243 L	15-May-21 22:33	1
d3-MeFOSA	IS	4.40	10 - 150	H	B1E0081	12-May-21	0.243 L	15-May-21 22:33	1
13C2-PFTeDA	IS	79.3	25 - 150		B1E0081	12-May-21	0.243 L	15-May-21 22:33	1
d5-EtFOSA	IS	4.20	10 - 150	H	B1E0081	12-May-21	0.243 L	15-May-21 22:33	1
d7-MeFOSE	IS	40.3	10 - 150		B1E0081	12-May-21	0.243 L	15-May-21 22:33	1
d9-EtFOSE	IS	39.5	10 - 150		B1E0081	12-May-21	0.243 L	15-May-21 22:33	1
13C3-HFPO-DA	IS	93.5	25 - 150		B1E0081	12-May-21	0.243 L	15-May-21 22:33	1

MDL - Method Detection Limit

RL - Reporting limit

Results reported to MDL.

Sample ID: TEC-4

PFAS Isotope Dilution Method

Client Data				Laboratory Data			
Name:	AECOM	Matrix:	Aqueous	Lab Sample:	2105025-02	Column:	BEH C18
Project:	New Holstein PFAS	Date Collected:	29-Apr-21 15:00	Date Received:	04-May-21 09:40		

Analyte	Conc. (ng/L)	MDL	RL	Qualifiers	Batch	Extracted	Samp Size	Analyzed	Dilution
L-PFBA	12.3	0.722	2.02		B1E0081	12-May-21	0.248 L	15-May-21 22:43	1
L-PFPeA	<0.990	0.990	2.02		B1E0081	12-May-21	0.248 L	15-May-21 22:43	1
L-PFBS	9.69	0.778	2.02		B1E0081	12-May-21	0.248 L	15-May-21 22:43	1
L-4:2 FTS	<1.09	1.09	2.02		B1E0081	12-May-21	0.248 L	15-May-21 22:43	1
L-PFHxA	5.67	1.14	2.02		B1E0081	12-May-21	0.248 L	15-May-21 22:43	1
L-PFPeS	<0.914	0.914	2.02		B1E0081	12-May-21	0.248 L	15-May-21 22:43	1
HFPO-DA	<0.626	0.626	2.02		B1E0081	12-May-21	0.248 L	15-May-21 22:43	1
L-PFHpA	<0.894	0.894	2.02		B1E0081	12-May-21	0.248 L	15-May-21 22:43	1
ADONA	<0.859	0.859	2.02		B1E0081	12-May-21	0.248 L	15-May-21 22:43	1
L-PFHxS	<1.09	1.09	2.02		B1E0081	12-May-21	0.248 L	15-May-21 22:43	1
Br-PFHxS	<1.09	1.09	2.02		B1E0081	12-May-21	0.248 L	15-May-21 22:43	1
Total PFHxS	<1.09	1.09	2.02		B1E0081	12-May-21	0.248 L	15-May-21 22:43	1
L-6:2 FTS	<0.975	0.975	2.02		B1E0081	12-May-21	0.248 L	15-May-21 22:43	1
L-PFOA	9.32	1.10	2.02		B1E0081	12-May-21	0.248 L	15-May-21 22:43	1
Br-PFOA	<1.10	1.10	2.02		B1E0081	12-May-21	0.248 L	15-May-21 22:43	1
Total PFOA	9.32	1.10	2.02		B1E0081	12-May-21	0.248 L	15-May-21 22:43	1
L-PFHpS	<2.49	2.49	2.53		B1E0081	12-May-21	0.248 L	15-May-21 22:43	1
L-PFNA	1.82	0.571	2.02	J	B1E0081	12-May-21	0.248 L	15-May-21 22:43	1
L-PFOSA	2.92	1.36	2.02		B1E0081	12-May-21	0.248 L	15-May-21 22:43	1
L-PFOS	53.3	1.08	2.02		B1E0081	12-May-21	0.248 L	15-May-21 22:43	1
Br-PFOS	102	1.08	2.02		B1E0081	12-May-21	0.248 L	15-May-21 22:43	1
Total PFOS	156	1.08	2.02		B1E0081	12-May-21	0.248 L	15-May-21 22:43	1
9Cl-PF3ONS	<0.838	0.838	2.02		B1E0081	12-May-21	0.248 L	15-May-21 22:43	1
L-PFDA	<0.909	0.909	2.02		B1E0081	12-May-21	0.248 L	15-May-21 22:43	1
L-8:2FTS	<2.26	2.26	2.27		B1E0081	12-May-21	0.248 L	15-May-21 22:43	1
L-PFNS	<1.42	1.42	2.02		B1E0081	12-May-21	0.248 L	15-May-21 22:43	1
L-MeFOSAA	<0.955	0.955	2.02		B1E0081	12-May-21	0.248 L	15-May-21 22:43	1
Br-MeFOSAA	<0.955	0.955	2.02		B1E0081	12-May-21	0.248 L	15-May-21 22:43	1
Total MeFOSAA	<0.955	0.955	2.02		B1E0081	12-May-21	0.248 L	15-May-21 22:43	1
L-EtFOSAA	<2.56	2.56	2.65		B1E0081	12-May-21	0.248 L	15-May-21 22:43	1
Br-EtFOSAA	<2.56	2.56	2.65		B1E0081	12-May-21	0.248 L	15-May-21 22:43	1
Total EtFOSAA	<2.56	2.56	2.65		B1E0081	12-May-21	0.248 L	15-May-21 22:43	1
L-PFUnA	<1.36	1.36	2.02		B1E0081	12-May-21	0.248 L	15-May-21 22:43	1
L-PFDS	<2.73	2.73	2.78		B1E0081	12-May-21	0.248 L	15-May-21 22:43	1
11Cl-PF3OUdS	<0.431	0.431	2.02		B1E0081	12-May-21	0.248 L	15-May-21 22:43	1
L-PFDoA	<0.793	0.793	2.02		B1E0081	12-May-21	0.248 L	15-May-21 22:43	1
L-PFTrDA	<1.12	1.12	2.02		B1E0081	12-May-21	0.248 L	15-May-21 22:43	1

Sample ID: TEC-4					PFAS Isotope Dilution Method				
Client Data				Laboratory Data					
Name:	AECOM	Matrix:	Aqueous	Lab Sample:	2105025-02	Column:	BEH C18		
Project:	New Holstein PFAS	Date Collected:	29-Apr-21 15:00	Date Received:	04-May-21 09:40				
Analyte	Conc. (ng/L)	MDL	RL	Qualifiers	Batch	Extracted	Samp Size	Analyzed	Dilution
PFDoS	<1.61	1.61	2.02		B1E0081	12-May-21	0.248 L	15-May-21 22:43	1
L-PFTeDA	<0.823	0.823	2.02		B1E0081	12-May-21	0.248 L	15-May-21 22:43	1
L-MeFOSA	<6.92	6.92	8.08		B1E0081	12-May-21	0.248 L	15-May-21 22:43	1
L-EtFOSA	<7.37	7.37	8.08		B1E0081	12-May-21	0.248 L	15-May-21 22:43	1
L-EtFOSE	<5.61	5.61	8.08		B1E0081	12-May-21	0.248 L	15-May-21 22:43	1
L-MeFOSE	<8.08	8.08	8.08		B1E0081	12-May-21	0.248 L	15-May-21 22:43	1
Labeled Standards	Type	% Recovery	Limits	Qualifiers	Batch	Extracted	Samp Size	Analyzed	Dilution
13C3-PFBA	IS	73.1	25 - 150		B1E0081	12-May-21	0.248 L	15-May-21 22:43	1
13C3-PFPeA	IS	78.9	25 - 150		B1E0081	12-May-21	0.248 L	15-May-21 22:43	1
13C3-PFBS	IS	80.0	25 - 150		B1E0081	12-May-21	0.248 L	15-May-21 22:43	1
13C2-4:2 FTS	IS	78.9	25 - 150		B1E0081	12-May-21	0.248 L	15-May-21 22:43	1
13C2-PFHxA	IS	72.5	25 - 150		B1E0081	12-May-21	0.248 L	15-May-21 22:43	1
13C4-PFHpA	IS	78.9	25 - 150		B1E0081	12-May-21	0.248 L	15-May-21 22:43	1
13C3-PFHxS	IS	82.4	25 - 150		B1E0081	12-May-21	0.248 L	15-May-21 22:43	1
13C2-6:2 FTS	IS	79.4	25 - 150		B1E0081	12-May-21	0.248 L	15-May-21 22:43	1
13C2-PFOA	IS	79.9	25 - 150		B1E0081	12-May-21	0.248 L	15-May-21 22:43	1
13C5-PFNA	IS	82.1	25 - 150		B1E0081	12-May-21	0.248 L	15-May-21 22:43	1
13C8-PFOA	IS	54.7	10 - 150		B1E0081	12-May-21	0.248 L	15-May-21 22:43	1
13C8-PFOS	IS	84.4	25 - 150		B1E0081	12-May-21	0.248 L	15-May-21 22:43	1
13C2-PFDA	IS	82.1	25 - 150		B1E0081	12-May-21	0.248 L	15-May-21 22:43	1
13C2-8:2 FTS	IS	71.2	25 - 150		B1E0081	12-May-21	0.248 L	15-May-21 22:43	1
d3-MeFOSAA	IS	73.7	25 - 150		B1E0081	12-May-21	0.248 L	15-May-21 22:43	1
d5-EtFOSAA	IS	75.0	25 - 150		B1E0081	12-May-21	0.248 L	15-May-21 22:43	1
13C2-PFUnA	IS	77.1	25 - 150		B1E0081	12-May-21	0.248 L	15-May-21 22:43	1
13C2-PFDoA	IS	76.4	25 - 150		B1E0081	12-May-21	0.248 L	15-May-21 22:43	1
d3-MeFOA	IS	17.3	10 - 150		B1E0081	12-May-21	0.248 L	15-May-21 22:43	1
13C2-PFTeDA	IS	74.8	25 - 150		B1E0081	12-May-21	0.248 L	15-May-21 22:43	1
d5-EtFOA	IS	17.2	10 - 150		B1E0081	12-May-21	0.248 L	15-May-21 22:43	1
d7-MeFOSE	IS	51.1	10 - 150		B1E0081	12-May-21	0.248 L	15-May-21 22:43	1
d9-EtFOSE	IS	50.3	10 - 150		B1E0081	12-May-21	0.248 L	15-May-21 22:43	1
13C3-HFPO-DA	IS	83.0	25 - 150		B1E0081	12-May-21	0.248 L	15-May-21 22:43	1

MDL - Method Detection Limit

RL - Reporting limit

Results reported to MDL.

Sample ID: MW-E
PFAS Isotope Dilution Method

Client Data				Laboratory Data			
Name:	AECOM	Matrix:	Aqueous	Lab Sample:	2105025-03	Column:	BEH C18
Project:	New Holstein PFAS	Date Collected:	28-Apr-21 14:10	Date Received:	04-May-21 09:40		

Analyte	Conc. (ng/L)	MDL	RL	Qualifiers	Batch	Extracted	Samp Size	Analyzed	Dilution
L-PFBA	7.68	0.719	2.01		B1E0081	12-May-21	0.248 L	15-May-21 22:54	1
L-PFPeA	<0.986	0.986	2.01		B1E0081	12-May-21	0.248 L	15-May-21 22:54	1
L-PFBS	0.794	0.775	2.01	J	B1E0081	12-May-21	0.248 L	15-May-21 22:54	1
L-4:2 FTS	<1.09	1.09	2.01		B1E0081	12-May-21	0.248 L	15-May-21 22:54	1
L-PFHxA	4.20	1.14	2.01		B1E0081	12-May-21	0.248 L	15-May-21 22:54	1
L-PFPeS	<0.911	0.911	2.01		B1E0081	12-May-21	0.248 L	15-May-21 22:54	1
HFPO-DA	<0.624	0.624	2.01		B1E0081	12-May-21	0.248 L	15-May-21 22:54	1
L-PFHpA	4.10	0.891	2.01	Q	B1E0081	12-May-21	0.248 L	15-May-21 22:54	1
ADONA	<0.855	0.855	2.01		B1E0081	12-May-21	0.248 L	15-May-21 22:54	1
L-PFHxS	1.92	1.08	2.01	J	B1E0081	12-May-21	0.248 L	15-May-21 22:54	1
Br-PFHxS	<1.08	1.08	2.01		B1E0081	12-May-21	0.248 L	15-May-21 22:54	1
Total PFHxS	1.92	1.08	2.01	J	B1E0081	12-May-21	0.248 L	15-May-21 22:54	1
L-6:2 FTS	<0.971	0.971	2.01		B1E0081	12-May-21	0.248 L	15-May-21 22:54	1
L-PFOA	8.10	1.10	2.01		B1E0081	12-May-21	0.248 L	15-May-21 22:54	1
Br-PFOA	<1.10	1.10	2.01		B1E0081	12-May-21	0.248 L	15-May-21 22:54	1
Total PFOA	8.10	1.10	2.01		B1E0081	12-May-21	0.248 L	15-May-21 22:54	1
L-PFHpS	<2.49	2.49	2.52		B1E0081	12-May-21	0.248 L	15-May-21 22:54	1
L-PFNA	9.33	0.569	2.01		B1E0081	12-May-21	0.248 L	15-May-21 22:54	1
L-PFOSA	1.39	1.36	2.01	J	B1E0081	12-May-21	0.248 L	15-May-21 22:54	1
L-PFOS	22.1	1.07	2.01		B1E0081	12-May-21	0.248 L	15-May-21 22:54	1
Br-PFOS	10.4	1.07	2.01		B1E0081	12-May-21	0.248 L	15-May-21 22:54	1
Total PFOS	32.5	1.07	2.01		B1E0081	12-May-21	0.248 L	15-May-21 22:54	1
9Cl-PF3ONS	<0.835	0.835	2.01		B1E0081	12-May-21	0.248 L	15-May-21 22:54	1
L-PFDA	2.16	0.906	2.01	Q	B1E0081	12-May-21	0.248 L	15-May-21 22:54	1
L-8:2FTS	<2.25	2.25	2.26		B1E0081	12-May-21	0.248 L	15-May-21 22:54	1
L-PFNS	<1.42	1.42	2.01		B1E0081	12-May-21	0.248 L	15-May-21 22:54	1
L-MeFOSAA	<0.951	0.951	2.01		B1E0081	12-May-21	0.248 L	15-May-21 22:54	1
Br-MeFOSAA	<0.951	0.951	2.01		B1E0081	12-May-21	0.248 L	15-May-21 22:54	1
Total MeFOSAA	<0.951	0.951	2.01		B1E0081	12-May-21	0.248 L	15-May-21 22:54	1
L-EtFOSAA	<2.55	2.55	2.64		B1E0081	12-May-21	0.248 L	15-May-21 22:54	1
Br-EtFOSAA	<2.55	2.55	2.64		B1E0081	12-May-21	0.248 L	15-May-21 22:54	1
Total EtFOSAA	<2.55	2.55	2.64		B1E0081	12-May-21	0.248 L	15-May-21 22:54	1
L-PFUnA	<1.35	1.35	2.01		B1E0081	12-May-21	0.248 L	15-May-21 22:54	1
L-PFDS	<2.72	2.72	2.77		B1E0081	12-May-21	0.248 L	15-May-21 22:54	1
11Cl-PF3OUdS	<0.429	0.429	2.01		B1E0081	12-May-21	0.248 L	15-May-21 22:54	1
L-PFDoA	<0.790	0.790	2.01		B1E0081	12-May-21	0.248 L	15-May-21 22:54	1
L-PFTrDA	<1.11	1.11	2.01		B1E0081	12-May-21	0.248 L	15-May-21 22:54	1

Sample ID: MW-E					PFAS Isotope Dilution Method					
Client Data				Laboratory Data						
Name:	AECOM	Matrix:	Aqueous	Lab Sample:	2105025-03	Column:	BEH C18			
Project:	New Holstein PFAS	Date Collected:	28-Apr-21 14:10	Date Received:	04-May-21 09:40					
Analyte	Conc. (ng/L)	MDL	RL	Qualifiers	Batch	Extracted	Samp Size	Analyzed	Dilution	
PFDoS	<1.60	1.60	2.01		B1E0081	12-May-21	0.248 L	15-May-21 22:54	1	
L-PFTeDA	<0.820	0.820	2.01		B1E0081	12-May-21	0.248 L	15-May-21 22:54	1	
L-MeFOSA	<6.89	6.89	8.05		B1E0081	12-May-21	0.248 L	15-May-21 22:54	1	
L-EtFOSA	<7.35	7.35	8.05		B1E0081	12-May-21	0.248 L	15-May-21 22:54	1	
L-EtFOSE	<5.58	5.58	8.05		B1E0081	12-May-21	0.248 L	15-May-21 22:54	1	
L-MeFOSE	<8.05	8.05	8.05		B1E0081	12-May-21	0.248 L	15-May-21 22:54	1	
Labeled Standards	Type	% Recovery	Limits	Qualifiers	Batch	Extracted	Samp Size	Analyzed	Dilution	
13C3-PFBA	IS	98.3	25 - 150		B1E0081	12-May-21	0.248 L	15-May-21 22:54	1	
13C3-PFPeA	IS	92.7	25 - 150		B1E0081	12-May-21	0.248 L	15-May-21 22:54	1	
13C3-PFBS	IS	90.8	25 - 150		B1E0081	12-May-21	0.248 L	15-May-21 22:54	1	
13C2-4:2 FTS	IS	105	25 - 150		B1E0081	12-May-21	0.248 L	15-May-21 22:54	1	
13C2-PFHxA	IS	86.7	25 - 150		B1E0081	12-May-21	0.248 L	15-May-21 22:54	1	
13C4-PFHpA	IS	91.3	25 - 150		B1E0081	12-May-21	0.248 L	15-May-21 22:54	1	
13C3-PFHxS	IS	93.7	25 - 150		B1E0081	12-May-21	0.248 L	15-May-21 22:54	1	
13C2-6:2 FTS	IS	96.0	25 - 150		B1E0081	12-May-21	0.248 L	15-May-21 22:54	1	
13C2-PFOA	IS	92.5	25 - 150		B1E0081	12-May-21	0.248 L	15-May-21 22:54	1	
13C5-PFNA	IS	95.2	25 - 150		B1E0081	12-May-21	0.248 L	15-May-21 22:54	1	
13C8-PFOA	IS	61.4	10 - 150		B1E0081	12-May-21	0.248 L	15-May-21 22:54	1	
13C8-PFOS	IS	95.2	25 - 150		B1E0081	12-May-21	0.248 L	15-May-21 22:54	1	
13C2-PFDA	IS	92.3	25 - 150		B1E0081	12-May-21	0.248 L	15-May-21 22:54	1	
13C2-8:2 FTS	IS	90.5	25 - 150		B1E0081	12-May-21	0.248 L	15-May-21 22:54	1	
d3-MeFOSAA	IS	81.2	25 - 150		B1E0081	12-May-21	0.248 L	15-May-21 22:54	1	
d5-EtFOSAA	IS	87.5	25 - 150		B1E0081	12-May-21	0.248 L	15-May-21 22:54	1	
13C2-PFUnA	IS	83.7	25 - 150		B1E0081	12-May-21	0.248 L	15-May-21 22:54	1	
13C2-PFDoA	IS	87.2	25 - 150		B1E0081	12-May-21	0.248 L	15-May-21 22:54	1	
d3-MeFOSA	IS	16.3	10 - 150		B1E0081	12-May-21	0.248 L	15-May-21 22:54	1	
13C2-PFTeDA	IS	81.6	25 - 150		B1E0081	12-May-21	0.248 L	15-May-21 22:54	1	
d5-EtFOSA	IS	16.2	10 - 150		B1E0081	12-May-21	0.248 L	15-May-21 22:54	1	
d7-MeFOSE	IS	50.0	10 - 150		B1E0081	12-May-21	0.248 L	15-May-21 22:54	1	
d9-EtFOSE	IS	51.0	10 - 150		B1E0081	12-May-21	0.248 L	15-May-21 22:54	1	
13C3-HFPO-DA	IS	95.3	25 - 150		B1E0081	12-May-21	0.248 L	15-May-21 22:54	1	

MDL - Method Detection Limit

RL - Reporting limit

Results reported to MDL.

Sample ID: MW-8
PFAS Isotope Dilution Method

Client Data				Laboratory Data			
Name:	AECOM	Matrix:	Aqueous	Lab Sample:	2105025-04	Column:	BEH C18
Project:	New Holstein PFAS	Date Collected:	29-Apr-21 13:20	Date Received:	04-May-21 09:40		

Analyte	Conc. (ng/L)	MDL	RL	Qualifiers	Batch	Extracted	Samp Size	Analyzed	Dilution
L-PFBA	2.20	0.746	2.09		B1E0081	12-May-21	0.240 L	15-May-21 23:04	1
L-PFPeA	<1.02	1.02	2.09		B1E0081	12-May-21	0.240 L	15-May-21 23:04	1
L-PFBS	1.49	0.803	2.09	J	B1E0081	12-May-21	0.240 L	15-May-21 23:04	1
L-4:2 FTS	<1.13	1.13	2.09		B1E0081	12-May-21	0.240 L	15-May-21 23:04	1
L-PFHxA	<1.18	1.18	2.09		B1E0081	12-May-21	0.240 L	15-May-21 23:04	1
L-PFPeS	<0.944	0.944	2.09		B1E0081	12-May-21	0.240 L	15-May-21 23:04	1
HFPO-DA	<0.647	0.647	2.09		B1E0081	12-May-21	0.240 L	15-May-21 23:04	1
L-PFHpA	<0.923	0.923	2.09		B1E0081	12-May-21	0.240 L	15-May-21 23:04	1
ADONA	<0.887	0.887	2.09		B1E0081	12-May-21	0.240 L	15-May-21 23:04	1
L-PFHxS	<1.12	1.12	2.09		B1E0081	12-May-21	0.240 L	15-May-21 23:04	1
Br-PFHxS	<1.12	1.12	2.09		B1E0081	12-May-21	0.240 L	15-May-21 23:04	1
Total PFHxS	<1.12	1.12	2.09		B1E0081	12-May-21	0.240 L	15-May-21 23:04	1
L-6:2 FTS	<1.01	1.01	2.09		B1E0081	12-May-21	0.240 L	15-May-21 23:04	1
L-PFOA	1.84	1.14	2.09	J	B1E0081	12-May-21	0.240 L	15-May-21 23:04	1
Br-PFOA	<1.14	1.14	2.09		B1E0081	12-May-21	0.240 L	15-May-21 23:04	1
Total PFOA	1.84	1.14	2.09	J	B1E0081	12-May-21	0.240 L	15-May-21 23:04	1
L-PFHpS	<2.58	2.58	2.61		B1E0081	12-May-21	0.240 L	15-May-21 23:04	1
L-PFNA	<0.590	0.590	2.09		B1E0081	12-May-21	0.240 L	15-May-21 23:04	1
L-PFOSA	5.64	1.41	2.09		B1E0081	12-May-21	0.240 L	15-May-21 23:04	1
L-PFOS	26.5	1.11	2.09		B1E0081	12-May-21	0.240 L	15-May-21 23:04	1
Br-PFOS	23.8	1.11	2.09		B1E0081	12-May-21	0.240 L	15-May-21 23:04	1
Total PFOS	50.3	1.11	2.09		B1E0081	12-May-21	0.240 L	15-May-21 23:04	1
9Cl-PF3ONS	<0.866	0.866	2.09		B1E0081	12-May-21	0.240 L	15-May-21 23:04	1
L-PFDA	<0.939	0.939	2.09		B1E0081	12-May-21	0.240 L	15-May-21 23:04	1
L-8:2FTS	<2.34	2.34	2.35		B1E0081	12-May-21	0.240 L	15-May-21 23:04	1
L-PFNS	<1.47	1.47	2.09		B1E0081	12-May-21	0.240 L	15-May-21 23:04	1
L-MeFOSAA	<0.986	0.986	2.09		B1E0081	12-May-21	0.240 L	15-May-21 23:04	1
Br-MeFOSAA	<0.986	0.986	2.09		B1E0081	12-May-21	0.240 L	15-May-21 23:04	1
Total MeFOSAA	<0.986	0.986	2.09		B1E0081	12-May-21	0.240 L	15-May-21 23:04	1
L-EtFOSAA	<2.65	2.65	2.74		B1E0081	12-May-21	0.240 L	15-May-21 23:04	1
Br-EtFOSAA	<2.65	2.65	2.74		B1E0081	12-May-21	0.240 L	15-May-21 23:04	1
Total EtFOSAA	<2.65	2.65	2.74		B1E0081	12-May-21	0.240 L	15-May-21 23:04	1
L-PFUnA	<1.40	1.40	2.09		B1E0081	12-May-21	0.240 L	15-May-21 23:04	1
L-PFDS	<2.82	2.82	2.87		B1E0081	12-May-21	0.240 L	15-May-21 23:04	1
11Cl-PF3OUdS	<0.445	0.445	2.09		B1E0081	12-May-21	0.240 L	15-May-21 23:04	1
L-PFDoA	<0.819	0.819	2.09		B1E0081	12-May-21	0.240 L	15-May-21 23:04	1
L-PFTrDA	<1.15	1.15	2.09		B1E0081	12-May-21	0.240 L	15-May-21 23:04	1

Sample ID: MW-8 **PFAS Isotope Dilution Method**

Client Data				Laboratory Data			
Name:	AECOM	Matrix:	Aqueous	Lab Sample:	2105025-04	Column:	BEH C18
Project:	New Holstein PFAS	Date Collected:	29-Apr-21 13:20	Date Received:	04-May-21 09:40		

Analyte	Conc. (ng/L)	MDL	RL	Qualifiers	Batch	Extracted	Samp Size	Analyzed	Dilution
PFDoS	<1.66	1.66	2.09		B1E0081	12-May-21	0.240 L	15-May-21 23:04	1
L-PFTeDA	<0.850	0.850	2.09		B1E0081	12-May-21	0.240 L	15-May-21 23:04	1
L-MeFOSA	<7.15	7.15	8.35		B1E0081	12-May-21	0.240 L	15-May-21 23:04	1
L-EtFOSA	<7.62	7.62	8.35		B1E0081	12-May-21	0.240 L	15-May-21 23:04	1
L-EtFOSE	<5.79	5.79	8.35		B1E0081	12-May-21	0.240 L	15-May-21 23:04	1
L-MeFOSE	<8.35	8.35	8.35		B1E0081	12-May-21	0.240 L	15-May-21 23:04	1

Labeled Standards	Type	% Recovery	Limits	Qualifiers	Batch	Extracted	Samp Size	Analyzed	Dilution
13C3-PFBA	IS	88.1	25 - 150		B1E0081	12-May-21	0.240 L	15-May-21 23:04	1
13C3-PFPeA	IS	87.4	25 - 150		B1E0081	12-May-21	0.240 L	15-May-21 23:04	1
13C3-PFBS	IS	81.4	25 - 150		B1E0081	12-May-21	0.240 L	15-May-21 23:04	1
13C2-4:2 FTS	IS	87.4	25 - 150		B1E0081	12-May-21	0.240 L	15-May-21 23:04	1
13C2-PFHxA	IS	78.1	25 - 150		B1E0081	12-May-21	0.240 L	15-May-21 23:04	1
13C4-PFHpA	IS	79.8	25 - 150		B1E0081	12-May-21	0.240 L	15-May-21 23:04	1
13C3-PFHxS	IS	81.9	25 - 150		B1E0081	12-May-21	0.240 L	15-May-21 23:04	1
13C2-6:2 FTS	IS	85.0	25 - 150		B1E0081	12-May-21	0.240 L	15-May-21 23:04	1
13C2-PFOA	IS	80.0	25 - 150		B1E0081	12-May-21	0.240 L	15-May-21 23:04	1
13C5-PFNA	IS	83.2	25 - 150		B1E0081	12-May-21	0.240 L	15-May-21 23:04	1
13C8-PFOA	IS	59.3	10 - 150		B1E0081	12-May-21	0.240 L	15-May-21 23:04	1
13C8-PFOS	IS	80.2	25 - 150		B1E0081	12-May-21	0.240 L	15-May-21 23:04	1
13C2-PFDA	IS	81.1	25 - 150		B1E0081	12-May-21	0.240 L	15-May-21 23:04	1
13C2-8:2 FTS	IS	78.6	25 - 150		B1E0081	12-May-21	0.240 L	15-May-21 23:04	1
d3-MeFOSAA	IS	75.9	25 - 150		B1E0081	12-May-21	0.240 L	15-May-21 23:04	1
d5-EtFOSAA	IS	75.5	25 - 150		B1E0081	12-May-21	0.240 L	15-May-21 23:04	1
13C2-PFUnA	IS	73.7	25 - 150		B1E0081	12-May-21	0.240 L	15-May-21 23:04	1
13C2-PFDoA	IS	76.0	25 - 150		B1E0081	12-May-21	0.240 L	15-May-21 23:04	1
d3-MeFOSA	IS	16.4	10 - 150		B1E0081	12-May-21	0.240 L	15-May-21 23:04	1
13C2-PFTeDA	IS	76.9	25 - 150		B1E0081	12-May-21	0.240 L	15-May-21 23:04	1
d5-EtFOSA	IS	15.7	10 - 150		B1E0081	12-May-21	0.240 L	15-May-21 23:04	1
d7-MeFOSE	IS	49.8	10 - 150		B1E0081	12-May-21	0.240 L	15-May-21 23:04	1
d9-EtFOSE	IS	54.2	10 - 150		B1E0081	12-May-21	0.240 L	15-May-21 23:04	1
13C3-HFPO-DA	IS	76.2	25 - 150		B1E0081	12-May-21	0.240 L	15-May-21 23:04	1

MDL - Method Detection Limit RL - Reporting limit Results reported to MDL.

Sample ID: NH-7

PFAS Isotope Dilution Method

Client Data				Laboratory Data			
Name:	AECOM	Matrix:	Aqueous	Lab Sample:	2105025-05	Column:	BEH C18
Project:	New Holstein PFAS	Date Collected:	30-Apr-21 09:25	Date Received:	04-May-21 09:40		

Analyte	Conc. (ng/L)	MDL	RL	Qualifiers	Batch	Extracted	Samp Size	Analyzed	Dilution
L-PFBA	4.26	0.726	2.03		B1E0081	12-May-21	0.246 L	15-May-21 23:14	1
L-PFPeA	<0.995	0.995	2.03		B1E0081	12-May-21	0.246 L	15-May-21 23:14	1
L-PFBS	3.43	0.782	2.03		B1E0081	12-May-21	0.246 L	15-May-21 23:14	1
L-4:2 FTS	<1.10	1.10	2.03		B1E0081	12-May-21	0.246 L	15-May-21 23:14	1
L-PFHxA	<1.15	1.15	2.03		B1E0081	12-May-21	0.246 L	15-May-21 23:14	1
L-PFPeS	<0.919	0.919	2.03		B1E0081	12-May-21	0.246 L	15-May-21 23:14	1
HFPO-DA	<0.630	0.630	2.03		B1E0081	12-May-21	0.246 L	15-May-21 23:14	1
L-PFHpA	<0.899	0.899	2.03		B1E0081	12-May-21	0.246 L	15-May-21 23:14	1
ADONA	<0.863	0.863	2.03		B1E0081	12-May-21	0.246 L	15-May-21 23:14	1
L-PFHxS	<1.09	1.09	2.03		B1E0081	12-May-21	0.246 L	15-May-21 23:14	1
Br-PFHxS	<1.09	1.09	2.03		B1E0081	12-May-21	0.246 L	15-May-21 23:14	1
Total PFHxS	<1.09	1.09	2.03		B1E0081	12-May-21	0.246 L	15-May-21 23:14	1
L-6:2 FTS	<0.980	0.980	2.03		B1E0081	12-May-21	0.246 L	15-May-21 23:14	1
L-PFOA	<1.11	1.11	2.03		B1E0081	12-May-21	0.246 L	15-May-21 23:14	1
Br-PFOA	<1.11	1.11	2.03		B1E0081	12-May-21	0.246 L	15-May-21 23:14	1
Total PFOA	<1.11	1.11	2.03		B1E0081	12-May-21	0.246 L	15-May-21 23:14	1
L-PFHpS	<2.51	2.51	2.54		B1E0081	12-May-21	0.246 L	15-May-21 23:14	1
L-PFNA	<0.574	0.574	2.03		B1E0081	12-May-21	0.246 L	15-May-21 23:14	1
L-PFOSA	1.66	1.37	2.03	J, Q	B1E0081	12-May-21	0.246 L	15-May-21 23:14	1
L-PFOS	7.89	1.08	2.03		B1E0081	12-May-21	0.246 L	15-May-21 23:14	1
Br-PFOS	17.2	1.08	2.03		B1E0081	12-May-21	0.246 L	15-May-21 23:14	1
Total PFOS	25.1	1.08	2.03		B1E0081	12-May-21	0.246 L	15-May-21 23:14	1
9Cl-PF3ONS	<0.843	0.843	2.03		B1E0081	12-May-21	0.246 L	15-May-21 23:14	1
L-PFDA	<0.914	0.914	2.03		B1E0081	12-May-21	0.246 L	15-May-21 23:14	1
L-8:2FTS	<2.27	2.27	2.29		B1E0081	12-May-21	0.246 L	15-May-21 23:14	1
L-PFNS	<1.43	1.43	2.03		B1E0081	12-May-21	0.246 L	15-May-21 23:14	1
L-MeFOSAA	<0.960	0.960	2.03		B1E0081	12-May-21	0.246 L	15-May-21 23:14	1
Br-MeFOSAA	<0.960	0.960	2.03		B1E0081	12-May-21	0.246 L	15-May-21 23:14	1
Total MeFOSAA	<0.960	0.960	2.03		B1E0081	12-May-21	0.246 L	15-May-21 23:14	1
L-EtFOSAA	<2.57	2.57	2.67		B1E0081	12-May-21	0.246 L	15-May-21 23:14	1
Br-EtFOSAA	<2.57	2.57	2.67		B1E0081	12-May-21	0.246 L	15-May-21 23:14	1
Total EtFOSAA	<2.57	2.57	2.67		B1E0081	12-May-21	0.246 L	15-May-21 23:14	1
L-PFUnA	<1.37	1.37	2.03		B1E0081	12-May-21	0.246 L	15-May-21 23:14	1
L-PFDS	<2.75	2.75	2.79		B1E0081	12-May-21	0.246 L	15-May-21 23:14	1
11Cl-PF3OUdS	<0.433	0.433	2.03		B1E0081	12-May-21	0.246 L	15-May-21 23:14	1
L-PFDoA	<0.797	0.797	2.03		B1E0081	12-May-21	0.246 L	15-May-21 23:14	1
L-PFTrDA	<1.12	1.12	2.03		B1E0081	12-May-21	0.246 L	15-May-21 23:14	1

Sample ID: NH-7
PFAS Isotope Dilution Method

Client Data				Laboratory Data			
Name:	AECOM	Matrix:	Aqueous	Lab Sample:	2105025-05	Column:	BEH C18
Project:	New Holstein PFAS	Date Collected:	30-Apr-21 09:25	Date Received:	04-May-21 09:40		

Analyte	Conc. (ng/L)	MDL	RL	Qualifiers	Batch	Extracted	Samp Size	Analyzed	Dilution
PFDoS	<1.61	1.61	2.03		B1E0081	12-May-21	0.246 L	15-May-21 23:14	1
L-PFTeDA	<0.828	0.828	2.03		B1E0081	12-May-21	0.246 L	15-May-21 23:14	1
L-MeFOSA	<6.96	6.96	8.12		B1E0081	12-May-21	0.246 L	15-May-21 23:14	1
L-EtFOSA	<7.41	7.41	8.12		B1E0081	12-May-21	0.246 L	15-May-21 23:14	1
L-EtFOSE	<5.64	5.64	8.12		B1E0081	12-May-21	0.246 L	15-May-21 23:14	1
L-MeFOSE	<8.12	8.12	8.12		B1E0081	12-May-21	0.246 L	15-May-21 23:14	1

Labeled Standards	Type	% Recovery	Limits	Qualifiers	Batch	Extracted	Samp Size	Analyzed	Dilution
13C3-PFBA	IS	95.6	25 - 150		B1E0081	12-May-21	0.246 L	15-May-21 23:14	1
13C3-PFPeA	IS	83.3	25 - 150		B1E0081	12-May-21	0.246 L	15-May-21 23:14	1
13C3-PFBS	IS	87.3	25 - 150		B1E0081	12-May-21	0.246 L	15-May-21 23:14	1
13C2-4:2 FTS	IS	89.3	25 - 150		B1E0081	12-May-21	0.246 L	15-May-21 23:14	1
13C2-PFHxA	IS	80.9	25 - 150		B1E0081	12-May-21	0.246 L	15-May-21 23:14	1
13C4-PFHpA	IS	89.1	25 - 150		B1E0081	12-May-21	0.246 L	15-May-21 23:14	1
13C3-PFHxS	IS	93.5	25 - 150		B1E0081	12-May-21	0.246 L	15-May-21 23:14	1
13C2-6:2 FTS	IS	85.2	25 - 150		B1E0081	12-May-21	0.246 L	15-May-21 23:14	1
13C2-PFOA	IS	86.6	25 - 150		B1E0081	12-May-21	0.246 L	15-May-21 23:14	1
13C5-PFNA	IS	86.6	25 - 150		B1E0081	12-May-21	0.246 L	15-May-21 23:14	1
13C8-PFOA	IS	56.1	10 - 150		B1E0081	12-May-21	0.246 L	15-May-21 23:14	1
13C8-PFOS	IS	85.8	25 - 150		B1E0081	12-May-21	0.246 L	15-May-21 23:14	1
13C2-PFDA	IS	91.0	25 - 150		B1E0081	12-May-21	0.246 L	15-May-21 23:14	1
13C2-8:2 FTS	IS	89.9	25 - 150		B1E0081	12-May-21	0.246 L	15-May-21 23:14	1
d3-MeFOSAA	IS	81.8	25 - 150		B1E0081	12-May-21	0.246 L	15-May-21 23:14	1
d5-EtFOSAA	IS	82.9	25 - 150		B1E0081	12-May-21	0.246 L	15-May-21 23:14	1
13C2-PFUnA	IS	80.1	25 - 150		B1E0081	12-May-21	0.246 L	15-May-21 23:14	1
13C2-PFDoA	IS	80.3	25 - 150		B1E0081	12-May-21	0.246 L	15-May-21 23:14	1
d3-MeFOA	IS	18.7	10 - 150		B1E0081	12-May-21	0.246 L	15-May-21 23:14	1
13C2-PFTeDA	IS	80.7	25 - 150		B1E0081	12-May-21	0.246 L	15-May-21 23:14	1
d5-EtFOA	IS	17.1	10 - 150		B1E0081	12-May-21	0.246 L	15-May-21 23:14	1
d7-MeFOSE	IS	49.3	10 - 150		B1E0081	12-May-21	0.246 L	15-May-21 23:14	1
d9-EtFOSE	IS	48.2	10 - 150		B1E0081	12-May-21	0.246 L	15-May-21 23:14	1
13C3-HFPO-DA	IS	89.0	25 - 150		B1E0081	12-May-21	0.246 L	15-May-21 23:14	1

MDL - Method Detection Limit

RL - Reporting limit

Results reported to MDL.

Sample ID: NH-11

PFAS Isotope Dilution Method

Client Data				Laboratory Data			
Name:	AECOM	Matrix:	Aqueous	Lab Sample:	2105025-06	Column:	BEH C18
Project:	New Holstein PFAS	Date Collected:	30-Apr-21 10:15	Date Received:	04-May-21 09:40		

Analyte	Conc. (ng/L)	MDL	RL	Qualifiers	Batch	Extracted	Samp Size	Analyzed	Dilution
L-PFBA	1.34	0.747	2.09	J	B1E0081	12-May-21	0.239 L	15-May-21 23:25	1
L-PFPeA	<1.02	1.02	2.09		B1E0081	12-May-21	0.239 L	15-May-21 23:25	1
L-PFBS	<0.804	0.804	2.09		B1E0081	12-May-21	0.239 L	15-May-21 23:25	1
L-4:2 FTS	<1.13	1.13	2.09		B1E0081	12-May-21	0.239 L	15-May-21 23:25	1
L-PFHxA	<1.18	1.18	2.09		B1E0081	12-May-21	0.239 L	15-May-21 23:25	1
L-PFPeS	<0.945	0.945	2.09		B1E0081	12-May-21	0.239 L	15-May-21 23:25	1
HFPO-DA	<0.647	0.647	2.09		B1E0081	12-May-21	0.239 L	15-May-21 23:25	1
L-PFHpA	<0.924	0.924	2.09		B1E0081	12-May-21	0.239 L	15-May-21 23:25	1
ADONA	<0.887	0.887	2.09		B1E0081	12-May-21	0.239 L	15-May-21 23:25	1
L-PFHxS	<1.12	1.12	2.09		B1E0081	12-May-21	0.239 L	15-May-21 23:25	1
Br-PFHxS	<1.12	1.12	2.09		B1E0081	12-May-21	0.239 L	15-May-21 23:25	1
Total PFHxS	<1.12	1.12	2.09		B1E0081	12-May-21	0.239 L	15-May-21 23:25	1
L-6:2 FTS	<1.01	1.01	2.09		B1E0081	12-May-21	0.239 L	15-May-21 23:25	1
L-PFOA	<1.14	1.14	2.09		B1E0081	12-May-21	0.239 L	15-May-21 23:25	1
Br-PFOA	<1.14	1.14	2.09		B1E0081	12-May-21	0.239 L	15-May-21 23:25	1
Total PFOA	<1.14	1.14	2.09		B1E0081	12-May-21	0.239 L	15-May-21 23:25	1
L-PFHpS	<2.58	2.58	2.61		B1E0081	12-May-21	0.239 L	15-May-21 23:25	1
L-PFNA	<0.590	0.590	2.09		B1E0081	12-May-21	0.239 L	15-May-21 23:25	1
L-PFOSA	8.24	1.41	2.09	Q	B1E0081	12-May-21	0.239 L	15-May-21 23:25	1
L-PFOS	<1.11	1.11	2.09		B1E0081	12-May-21	0.239 L	15-May-21 23:25	1
Br-PFOS	<1.11	1.11	2.09		B1E0081	12-May-21	0.239 L	15-May-21 23:25	1
Total PFOS	<1.11	1.11	2.09		B1E0081	12-May-21	0.239 L	15-May-21 23:25	1
9Cl-PF3ONS	<0.867	0.867	2.09		B1E0081	12-May-21	0.239 L	15-May-21 23:25	1
L-PFDA	<0.940	0.940	2.09		B1E0081	12-May-21	0.239 L	15-May-21 23:25	1
L-8:2FTS	<2.34	2.34	2.35		B1E0081	12-May-21	0.239 L	15-May-21 23:25	1
L-PFNS	<1.47	1.47	2.09		B1E0081	12-May-21	0.239 L	15-May-21 23:25	1
L-MeFOSAA	<0.987	0.987	2.09		B1E0081	12-May-21	0.239 L	15-May-21 23:25	1
Br-MeFOSAA	<0.987	0.987	2.09		B1E0081	12-May-21	0.239 L	15-May-21 23:25	1
Total MeFOSAA	<0.987	0.987	2.09		B1E0081	12-May-21	0.239 L	15-May-21 23:25	1
L-EtFOSAA	<2.65	2.65	2.74		B1E0081	12-May-21	0.239 L	15-May-21 23:25	1
Br-EtFOSAA	<2.65	2.65	2.74		B1E0081	12-May-21	0.239 L	15-May-21 23:25	1
Total EtFOSAA	<2.65	2.65	2.74		B1E0081	12-May-21	0.239 L	15-May-21 23:25	1
L-PFUnA	<1.40	1.40	2.09		B1E0081	12-May-21	0.239 L	15-May-21 23:25	1
L-PFDS	<2.82	2.82	2.87		B1E0081	12-May-21	0.239 L	15-May-21 23:25	1
11Cl-PF3OUdS	<0.445	0.445	2.09		B1E0081	12-May-21	0.239 L	15-May-21 23:25	1
L-PFDoA	<0.820	0.820	2.09		B1E0081	12-May-21	0.239 L	15-May-21 23:25	1
L-PFTrDA	<1.15	1.15	2.09		B1E0081	12-May-21	0.239 L	15-May-21 23:25	1

Sample ID: NH-11

PFAS Isotope Dilution Method

Client Data				Laboratory Data			
Name:	AECOM	Matrix:	Aqueous	Lab Sample:	2105025-06	Column:	BEH C18
Project:	New Holstein PFAS	Date Collected:	30-Apr-21 10:15	Date Received:	04-May-21 09:40		

Analyte	Conc. (ng/L)	MDL	RL	Qualifiers	Batch	Extracted	Samp Size	Analyzed	Dilution
PFDoS	<1.66	1.66	2.09		B1E0081	12-May-21	0.239 L	15-May-21 23:25	1
L-PFTeDA	<0.851	0.851	2.09		B1E0081	12-May-21	0.239 L	15-May-21 23:25	1
L-MeFOSA	<7.15	7.15	8.35		B1E0081	12-May-21	0.239 L	15-May-21 23:25	1
L-EtFOSA	<7.62	7.62	8.35		B1E0081	12-May-21	0.239 L	15-May-21 23:25	1
L-EtFOSE	<5.79	5.79	8.35		B1E0081	12-May-21	0.239 L	15-May-21 23:25	1
L-MeFOSE	<8.35	8.35	8.35		B1E0081	12-May-21	0.239 L	15-May-21 23:25	1

Labeled Standards	Type	% Recovery	Limits	Qualifiers	Batch	Extracted	Samp Size	Analyzed	Dilution
13C3-PFBA	IS	94.6	25 - 150		B1E0081	12-May-21	0.239 L	15-May-21 23:25	1
13C3-PFPeA	IS	90.8	25 - 150		B1E0081	12-May-21	0.239 L	15-May-21 23:25	1
13C3-PFBS	IS	88.9	25 - 150		B1E0081	12-May-21	0.239 L	15-May-21 23:25	1
13C2-4:2 FTS	IS	95.0	25 - 150		B1E0081	12-May-21	0.239 L	15-May-21 23:25	1
13C2-PFHxA	IS	88.2	25 - 150		B1E0081	12-May-21	0.239 L	15-May-21 23:25	1
13C4-PFHpA	IS	86.6	25 - 150		B1E0081	12-May-21	0.239 L	15-May-21 23:25	1
13C3-PFHxS	IS	90.8	25 - 150		B1E0081	12-May-21	0.239 L	15-May-21 23:25	1
13C2-6:2 FTS	IS	80.2	25 - 150		B1E0081	12-May-21	0.239 L	15-May-21 23:25	1
13C2-PFOA	IS	86.2	25 - 150		B1E0081	12-May-21	0.239 L	15-May-21 23:25	1
13C5-PFNA	IS	91.7	25 - 150		B1E0081	12-May-21	0.239 L	15-May-21 23:25	1
13C8-PFOA	IS	58.8	10 - 150		B1E0081	12-May-21	0.239 L	15-May-21 23:25	1
13C8-PFOS	IS	85.6	25 - 150		B1E0081	12-May-21	0.239 L	15-May-21 23:25	1
13C2-PFDA	IS	89.3	25 - 150		B1E0081	12-May-21	0.239 L	15-May-21 23:25	1
13C2-8:2 FTS	IS	82.3	25 - 150		B1E0081	12-May-21	0.239 L	15-May-21 23:25	1
d3-MeFOSAA	IS	83.0	25 - 150		B1E0081	12-May-21	0.239 L	15-May-21 23:25	1
d5-EtFOSAA	IS	84.3	25 - 150		B1E0081	12-May-21	0.239 L	15-May-21 23:25	1
13C2-PFUnA	IS	81.7	25 - 150		B1E0081	12-May-21	0.239 L	15-May-21 23:25	1
13C2-PFDoA	IS	83.6	25 - 150		B1E0081	12-May-21	0.239 L	15-May-21 23:25	1
d3-MeFOSA	IS	25.0	10 - 150		B1E0081	12-May-21	0.239 L	15-May-21 23:25	1
13C2-PFTeDA	IS	81.6	25 - 150		B1E0081	12-May-21	0.239 L	15-May-21 23:25	1
d5-EtFOSA	IS	26.7	10 - 150		B1E0081	12-May-21	0.239 L	15-May-21 23:25	1
d7-MeFOSE	IS	58.6	10 - 150		B1E0081	12-May-21	0.239 L	15-May-21 23:25	1
d9-EtFOSE	IS	58.8	10 - 150		B1E0081	12-May-21	0.239 L	15-May-21 23:25	1
13C3-HFPO-DA	IS	103	25 - 150		B1E0081	12-May-21	0.239 L	15-May-21 23:25	1

MDL - Method Detection Limit

RL - Reporting limit

Results reported to MDL.

Sample ID: NH-15

PFAS Isotope Dilution Method

Client Data				Laboratory Data			
Name:	AECOM	Matrix:	Aqueous	Lab Sample:	2105025-07	Column:	BEH C18
Project:	New Holstein PFAS	Date Collected:	30-Apr-21 11:15	Date Received:	04-May-21 09:40		

Analyte	Conc. (ng/L)	MDL	RL	Qualifiers	Batch	Extracted	Samp Size	Analyzed	Dilution
L-PFBA	<0.740	0.740	2.07		B1E0081	12-May-21	0.242 L	16-May-21 00:06	1
L-PFPeA	<1.01	1.01	2.07		B1E0081	12-May-21	0.242 L	16-May-21 00:06	1
L-PFBS	<0.797	0.797	2.07		B1E0081	12-May-21	0.242 L	16-May-21 00:06	1
L-4:2 FTS	<1.12	1.12	2.07		B1E0081	12-May-21	0.242 L	16-May-21 00:06	1
L-PFHxA	5.38	1.17	2.07		B1E0081	12-May-21	0.242 L	16-May-21 00:06	1
L-PFPeS	<0.936	0.936	2.07		B1E0081	12-May-21	0.242 L	16-May-21 00:06	1
HFPO-DA	<0.642	0.642	2.07		B1E0081	12-May-21	0.242 L	16-May-21 00:06	1
L-PFHpA	<0.916	0.916	2.07		B1E0081	12-May-21	0.242 L	16-May-21 00:06	1
ADONA	<0.880	0.880	2.07		B1E0081	12-May-21	0.242 L	16-May-21 00:06	1
L-PFHxS	<1.11	1.11	2.07		B1E0081	12-May-21	0.242 L	16-May-21 00:06	1
Br-PFHxS	<1.11	1.11	2.07		B1E0081	12-May-21	0.242 L	16-May-21 00:06	1
Total PFHxS	<1.11	1.11	2.07		B1E0081	12-May-21	0.242 L	16-May-21 00:06	1
L-6:2 FTS	<0.999	0.999	2.07		B1E0081	12-May-21	0.242 L	16-May-21 00:06	1
L-PFOA	10.1	1.13	2.07		B1E0081	12-May-21	0.242 L	16-May-21 00:06	1
Br-PFOA	<1.13	1.13	2.07		B1E0081	12-May-21	0.242 L	16-May-21 00:06	1
Total PFOA	11.0	1.13	2.07		B1E0081	12-May-21	0.242 L	16-May-21 00:06	1
L-PFHpS	<2.56	2.56	2.59		B1E0081	12-May-21	0.242 L	16-May-21 00:06	1
L-PFNA	<0.585	0.585	2.07		B1E0081	12-May-21	0.242 L	16-May-21 00:06	1
L-PFOSA	13.5	1.40	2.07		B1E0081	12-May-21	0.242 L	16-May-21 00:06	1
L-PFOS	<1.10	1.10	2.07		B1E0081	12-May-21	0.242 L	16-May-21 00:06	1
Br-PFOS	2.20	1.10	2.07		B1E0081	12-May-21	0.242 L	16-May-21 00:06	1
Total PFOS	3.13	1.10	2.07		B1E0081	12-May-21	0.242 L	16-May-21 00:06	1
9Cl-PF3ONS	<0.859	0.859	2.07		B1E0081	12-May-21	0.242 L	16-May-21 00:06	1
L-PFDA	<0.931	0.931	2.07		B1E0081	12-May-21	0.242 L	16-May-21 00:06	1
L-8:2FTS	<2.32	2.32	2.33		B1E0081	12-May-21	0.242 L	16-May-21 00:06	1
L-PFNS	<1.46	1.46	2.07		B1E0081	12-May-21	0.242 L	16-May-21 00:06	1
L-MeFOSAA	<0.978	0.978	2.07		B1E0081	12-May-21	0.242 L	16-May-21 00:06	1
Br-MeFOSAA	<0.978	0.978	2.07		B1E0081	12-May-21	0.242 L	16-May-21 00:06	1
Total MeFOSAA	<0.978	0.978	2.07		B1E0081	12-May-21	0.242 L	16-May-21 00:06	1
L-EtFOSAA	<2.62	2.62	2.72		B1E0081	12-May-21	0.242 L	16-May-21 00:06	1
Br-EtFOSAA	<2.62	2.62	2.72		B1E0081	12-May-21	0.242 L	16-May-21 00:06	1
Total EtFOSAA	<2.62	2.62	2.72		B1E0081	12-May-21	0.242 L	16-May-21 00:06	1
L-PFUnA	<1.39	1.39	2.07		B1E0081	12-May-21	0.242 L	16-May-21 00:06	1
L-PFDS	<2.80	2.80	2.85		B1E0081	12-May-21	0.242 L	16-May-21 00:06	1
11Cl-PF3OUdS	<0.441	0.441	2.07		B1E0081	12-May-21	0.242 L	16-May-21 00:06	1
L-PFDoA	<0.812	0.812	2.07		B1E0081	12-May-21	0.242 L	16-May-21 00:06	1
L-PFTrDA	<1.14	1.14	2.07		B1E0081	12-May-21	0.242 L	16-May-21 00:06	1

Sample ID: NH-15

PFAS Isotope Dilution Method

Client Data				Laboratory Data			
Name:	AECOM	Matrix:	Aqueous	Lab Sample:	2105025-07	Column:	BEH C18
Project:	New Holstein PFAS	Date Collected:	30-Apr-21 11:15	Date Received:	04-May-21 09:40		

Analyte	Conc. (ng/L)	MDL	RL	Qualifiers	Batch	Extracted	Samp Size	Analyzed	Dilution
PFDoS	<1.65	1.65	2.07		B1E0081	12-May-21	0.242 L	16-May-21 00:06	1
L-PFTeDA	<0.843	0.843	2.07		B1E0081	12-May-21	0.242 L	16-May-21 00:06	1
L-MeFOSA	<7.09	7.09	8.28		B1E0081	12-May-21	0.242 L	16-May-21 00:06	1
L-EtFOSA	<7.55	7.55	8.28		B1E0081	12-May-21	0.242 L	16-May-21 00:06	1
L-EtFOSE	<5.74	5.74	8.28		B1E0081	12-May-21	0.242 L	16-May-21 00:06	1
L-MeFOSE	<8.28	8.28	8.28		B1E0081	12-May-21	0.242 L	16-May-21 00:06	1

Labeled Standards	Type	% Recovery	Limits	Qualifiers	Batch	Extracted	Samp Size	Analyzed	Dilution
13C3-PFBA	IS	8.70	25 - 150	H	B1E0081	12-May-21	0.242 L	16-May-21 00:06	1
13C3-PFPeA	IS	56.3	25 - 150		B1E0081	12-May-21	0.242 L	16-May-21 00:06	1
13C3-PFBS	IS	67.5	25 - 150		B1E0081	12-May-21	0.242 L	16-May-21 00:06	1
13C2-4:2 FTS	IS	79.5	25 - 150		B1E0081	12-May-21	0.242 L	16-May-21 00:06	1
13C2-PFHxA	IS	72.0	25 - 150		B1E0081	12-May-21	0.242 L	16-May-21 00:06	1
13C4-PFHpA	IS	80.3	25 - 150		B1E0081	12-May-21	0.242 L	16-May-21 00:06	1
13C3-PFHxS	IS	81.9	25 - 150		B1E0081	12-May-21	0.242 L	16-May-21 00:06	1
13C2-6:2 FTS	IS	76.2	25 - 150		B1E0081	12-May-21	0.242 L	16-May-21 00:06	1
13C2-PFOA	IS	82.7	25 - 150		B1E0081	12-May-21	0.242 L	16-May-21 00:06	1
13C5-PFNA	IS	78.7	25 - 150		B1E0081	12-May-21	0.242 L	16-May-21 00:06	1
13C8-PFOA	IS	46.2	10 - 150		B1E0081	12-May-21	0.242 L	16-May-21 00:06	1
13C8-PFOS	IS	75.3	25 - 150		B1E0081	12-May-21	0.242 L	16-May-21 00:06	1
13C2-PFDA	IS	80.8	25 - 150		B1E0081	12-May-21	0.242 L	16-May-21 00:06	1
13C2-8:2 FTS	IS	71.9	25 - 150		B1E0081	12-May-21	0.242 L	16-May-21 00:06	1
d3-MeFOSAA	IS	75.4	25 - 150		B1E0081	12-May-21	0.242 L	16-May-21 00:06	1
d5-EtFOSAA	IS	74.1	25 - 150		B1E0081	12-May-21	0.242 L	16-May-21 00:06	1
13C2-PFUnA	IS	74.3	25 - 150		B1E0081	12-May-21	0.242 L	16-May-21 00:06	1
13C2-PFDoA	IS	75.4	25 - 150		B1E0081	12-May-21	0.242 L	16-May-21 00:06	1
d3-MeFOSA	IS	12.2	10 - 150		B1E0081	12-May-21	0.242 L	16-May-21 00:06	1
13C2-PFTeDA	IS	75.7	25 - 150		B1E0081	12-May-21	0.242 L	16-May-21 00:06	1
d5-EtFOSA	IS	12.5	10 - 150		B1E0081	12-May-21	0.242 L	16-May-21 00:06	1
d7-MeFOSE	IS	52.6	10 - 150		B1E0081	12-May-21	0.242 L	16-May-21 00:06	1
d9-EtFOSE	IS	52.4	10 - 150		B1E0081	12-May-21	0.242 L	16-May-21 00:06	1
13C3-HFPO-DA	IS	67.1	25 - 150		B1E0081	12-May-21	0.242 L	16-May-21 00:06	1

MDL - Method Detection Limit

RL - Reporting limit

Results reported to MDL.

Sample ID: NH-12
PFAS Isotope Dilution Method

Client Data				Laboratory Data			
Name:	AECOM	Matrix:	Aqueous	Lab Sample:	2105025-08	Column:	BEH C18
Project:	New Holstein PFAS	Date Collected:	30-Apr-21 13:35	Date Received:	04-May-21 09:40		

Analyte	Conc. (ng/L)	MDL	RL	Qualifiers	Batch	Extracted	Samp Size	Analyzed	Dilution
L-PFBA	3.52	0.714	2.00		B1E0081	12-May-21	0.250 L	16-May-21 00:17	1
L-PFPeA	<0.979	0.979	2.00		B1E0081	12-May-21	0.250 L	16-May-21 00:17	1
L-PFBS	<0.769	0.769	2.00		B1E0081	12-May-21	0.250 L	16-May-21 00:17	1
L-4:2 FTS	<1.08	1.08	2.00		B1E0081	12-May-21	0.250 L	16-May-21 00:17	1
L-PFHxA	<1.13	1.13	2.00		B1E0081	12-May-21	0.250 L	16-May-21 00:17	1
L-PFPeS	<0.904	0.904	2.00		B1E0081	12-May-21	0.250 L	16-May-21 00:17	1
HFPO-DA	<0.619	0.619	2.00		B1E0081	12-May-21	0.250 L	16-May-21 00:17	1
L-PFHpA	<0.884	0.884	2.00		B1E0081	12-May-21	0.250 L	16-May-21 00:17	1
ADONA	<0.849	0.849	2.00		B1E0081	12-May-21	0.250 L	16-May-21 00:17	1
L-PFHxS	<1.07	1.07	2.00		B1E0081	12-May-21	0.250 L	16-May-21 00:17	1
Br-PFHxS	<1.07	1.07	2.00		B1E0081	12-May-21	0.250 L	16-May-21 00:17	1
Total PFHxS	<1.07	1.07	2.00		B1E0081	12-May-21	0.250 L	16-May-21 00:17	1
L-6:2 FTS	<0.964	0.964	2.00		B1E0081	12-May-21	0.250 L	16-May-21 00:17	1
L-PFOA	<1.09	1.09	2.00		B1E0081	12-May-21	0.250 L	16-May-21 00:17	1
Br-PFOA	<1.09	1.09	2.00		B1E0081	12-May-21	0.250 L	16-May-21 00:17	1
Total PFOA	<1.09	1.09	2.00		B1E0081	12-May-21	0.250 L	16-May-21 00:17	1
L-PFHpS	<2.47	2.47	2.50		B1E0081	12-May-21	0.250 L	16-May-21 00:17	1
L-PFNA	<0.564	0.564	2.00		B1E0081	12-May-21	0.250 L	16-May-21 00:17	1
L-PFOSA	<1.35	1.35	2.00		B1E0081	12-May-21	0.250 L	16-May-21 00:17	1
L-PFOS	1.47	1.06	2.00	J, Q	B1E0081	12-May-21	0.250 L	16-May-21 00:17	1
Br-PFOS	<1.06	1.06	2.00		B1E0081	12-May-21	0.250 L	16-May-21 00:17	1
Total PFOS	1.47	1.06	2.00	J	B1E0081	12-May-21	0.250 L	16-May-21 00:17	1
9Cl-PF3ONS	<0.829	0.829	2.00		B1E0081	12-May-21	0.250 L	16-May-21 00:17	1
L-PFDA	<0.899	0.899	2.00		B1E0081	12-May-21	0.250 L	16-May-21 00:17	1
L-8:2FTS	<2.24	2.24	2.25		B1E0081	12-May-21	0.250 L	16-May-21 00:17	1
L-PFNS	<1.41	1.41	2.00		B1E0081	12-May-21	0.250 L	16-May-21 00:17	1
L-MeFOSAA	<0.944	0.944	2.00		B1E0081	12-May-21	0.250 L	16-May-21 00:17	1
Br-MeFOSAA	<0.944	0.944	2.00		B1E0081	12-May-21	0.250 L	16-May-21 00:17	1
Total MeFOSAA	<0.944	0.944	2.00		B1E0081	12-May-21	0.250 L	16-May-21 00:17	1
L-EtFOSAA	<2.53	2.53	2.62		B1E0081	12-May-21	0.250 L	16-May-21 00:17	1
Br-EtFOSAA	<2.53	2.53	2.62		B1E0081	12-May-21	0.250 L	16-May-21 00:17	1
Total EtFOSAA	<2.53	2.53	2.62		B1E0081	12-May-21	0.250 L	16-May-21 00:17	1
L-PFUnA	<1.34	1.34	2.00		B1E0081	12-May-21	0.250 L	16-May-21 00:17	1
L-PFDS	<2.70	2.70	2.75		B1E0081	12-May-21	0.250 L	16-May-21 00:17	1
11Cl-PF3OUdS	<0.426	0.426	2.00		B1E0081	12-May-21	0.250 L	16-May-21 00:17	1
L-PFDoA	<0.784	0.784	2.00		B1E0081	12-May-21	0.250 L	16-May-21 00:17	1
L-PFTrDA	<1.10	1.10	2.00		B1E0081	12-May-21	0.250 L	16-May-21 00:17	1

Sample ID: NH-12
PFAS Isotope Dilution Method

Client Data				Laboratory Data			
Name:	AECOM	Matrix:	Aqueous	Lab Sample:	2105025-08	Column:	BEH C18
Project:	New Holstein PFAS	Date Collected:	30-Apr-21 13:35	Date Received:	04-May-21 09:40		

Analyte	Conc. (ng/L)	MDL	RL	Qualifiers	Batch	Extracted	Samp Size	Analyzed	Dilution
PFDoS	<1.59	1.59	2.00		B1E0081	12-May-21	0.250 L	16-May-21 00:17	1
L-PFTeDA	<0.814	0.814	2.00		B1E0081	12-May-21	0.250 L	16-May-21 00:17	1
L-MeFOSA	<6.84	6.84	7.99		B1E0081	12-May-21	0.250 L	16-May-21 00:17	1
L-EtFOSA	<7.29	7.29	7.99		B1E0081	12-May-21	0.250 L	16-May-21 00:17	1
L-EtFOSE	<5.54	5.54	7.99		B1E0081	12-May-21	0.250 L	16-May-21 00:17	1
L-MeFOSE	<7.99	7.99	7.99		B1E0081	12-May-21	0.250 L	16-May-21 00:17	1

Labeled Standards	Type	% Recovery	Limits	Qualifiers	Batch	Extracted	Samp Size	Analyzed	Dilution
13C3-PFBA	IS	91.9	25 - 150		B1E0081	12-May-21	0.250 L	16-May-21 00:17	1
13C3-PFPeA	IS	86.9	25 - 150		B1E0081	12-May-21	0.250 L	16-May-21 00:17	1
13C3-PFBS	IS	82.7	25 - 150		B1E0081	12-May-21	0.250 L	16-May-21 00:17	1
13C2-4:2 FTS	IS	95.6	25 - 150		B1E0081	12-May-21	0.250 L	16-May-21 00:17	1
13C2-PFHxA	IS	85.2	25 - 150		B1E0081	12-May-21	0.250 L	16-May-21 00:17	1
13C4-PFHpA	IS	84.4	25 - 150		B1E0081	12-May-21	0.250 L	16-May-21 00:17	1
13C3-PFHxS	IS	90.9	25 - 150		B1E0081	12-May-21	0.250 L	16-May-21 00:17	1
13C2-6:2 FTS	IS	82.2	25 - 150		B1E0081	12-May-21	0.250 L	16-May-21 00:17	1
13C2-PFOA	IS	84.8	25 - 150		B1E0081	12-May-21	0.250 L	16-May-21 00:17	1
13C5-PFNA	IS	87.0	25 - 150		B1E0081	12-May-21	0.250 L	16-May-21 00:17	1
13C8-PFOA	IS	55.7	10 - 150		B1E0081	12-May-21	0.250 L	16-May-21 00:17	1
13C8-PFOS	IS	91.0	25 - 150		B1E0081	12-May-21	0.250 L	16-May-21 00:17	1
13C2-PFDA	IS	85.4	25 - 150		B1E0081	12-May-21	0.250 L	16-May-21 00:17	1
13C2-8:2 FTS	IS	78.3	25 - 150		B1E0081	12-May-21	0.250 L	16-May-21 00:17	1
d3-MeFOSAA	IS	76.2	25 - 150		B1E0081	12-May-21	0.250 L	16-May-21 00:17	1
d5-EtFOSAA	IS	76.4	25 - 150		B1E0081	12-May-21	0.250 L	16-May-21 00:17	1
13C2-PFUnA	IS	75.5	25 - 150		B1E0081	12-May-21	0.250 L	16-May-21 00:17	1
13C2-PFDoA	IS	71.2	25 - 150		B1E0081	12-May-21	0.250 L	16-May-21 00:17	1
d3-MeFOA	IS	19.2	10 - 150		B1E0081	12-May-21	0.250 L	16-May-21 00:17	1
13C2-PFTeDA	IS	71.1	25 - 150		B1E0081	12-May-21	0.250 L	16-May-21 00:17	1
d5-EtFOA	IS	20.2	10 - 150		B1E0081	12-May-21	0.250 L	16-May-21 00:17	1
d7-MeFOSE	IS	45.2	10 - 150		B1E0081	12-May-21	0.250 L	16-May-21 00:17	1
d9-EtFOSE	IS	41.1	10 - 150		B1E0081	12-May-21	0.250 L	16-May-21 00:17	1
13C3-HFPO-DA	IS	86.9	25 - 150		B1E0081	12-May-21	0.250 L	16-May-21 00:17	1

MDL - Method Detection Limit

RL - Reporting limit

Results reported to MDL.

Sample ID: NH-16

PFAS Isotope Dilution Method

Client Data				Laboratory Data			
Name:	AECOM	Matrix:	Aqueous	Lab Sample:	2105025-09	Column:	BEH C18
Project:	New Holstein PFAS	Date Collected:	30-Apr-21 12:35	Date Received:	04-May-21 09:40		

Analyte	Conc. (ng/L)	MDL	RL	Qualifiers	Batch	Extracted	Samp Size	Analyzed	Dilution
L-PFBA	<0.714	0.714	2.00		B1E0081	12-May-21	0.251 L	16-May-21 00:27	1
L-PFPeA	<0.978	0.978	2.00		B1E0081	12-May-21	0.251 L	16-May-21 00:27	1
L-PFBS	<0.768	0.768	2.00		B1E0081	12-May-21	0.251 L	16-May-21 00:27	1
L-4:2 FTS	<1.08	1.08	2.00		B1E0081	12-May-21	0.251 L	16-May-21 00:27	1
L-PFHxA	<1.13	1.13	2.00		B1E0081	12-May-21	0.251 L	16-May-21 00:27	1
L-PFPeS	<0.903	0.903	2.00		B1E0081	12-May-21	0.251 L	16-May-21 00:27	1
HFPO-DA	<0.619	0.619	2.00		B1E0081	12-May-21	0.251 L	16-May-21 00:27	1
L-PFHpA	<0.883	0.883	2.00		B1E0081	12-May-21	0.251 L	16-May-21 00:27	1
ADONA	<0.848	0.848	2.00		B1E0081	12-May-21	0.251 L	16-May-21 00:27	1
L-PFHxS	<1.07	1.07	2.00		B1E0081	12-May-21	0.251 L	16-May-21 00:27	1
Br-PFHxS	<1.07	1.07	2.00		B1E0081	12-May-21	0.251 L	16-May-21 00:27	1
Total PFHxS	<1.07	1.07	2.00		B1E0081	12-May-21	0.251 L	16-May-21 00:27	1
L-6:2 FTS	<0.963	0.963	2.00		B1E0081	12-May-21	0.251 L	16-May-21 00:27	1
L-PFOA	<1.09	1.09	2.00		B1E0081	12-May-21	0.251 L	16-May-21 00:27	1
Br-PFOA	<1.09	1.09	2.00		B1E0081	12-May-21	0.251 L	16-May-21 00:27	1
Total PFOA	<1.09	1.09	2.00		B1E0081	12-May-21	0.251 L	16-May-21 00:27	1
L-PFHpS	<2.46	2.46	2.49		B1E0081	12-May-21	0.251 L	16-May-21 00:27	1
L-PFNA	<0.564	0.564	2.00		B1E0081	12-May-21	0.251 L	16-May-21 00:27	1
L-PFOSA	1.44	1.35	2.00	J	B1E0081	12-May-21	0.251 L	16-May-21 00:27	1
L-PFOS	<1.06	1.06	2.00		B1E0081	12-May-21	0.251 L	16-May-21 00:27	1
Br-PFOS	<1.06	1.06	2.00		B1E0081	12-May-21	0.251 L	16-May-21 00:27	1
Total PFOS	<1.06	1.06	2.00		B1E0081	12-May-21	0.251 L	16-May-21 00:27	1
9Cl-PF3ONS	<0.828	0.828	2.00		B1E0081	12-May-21	0.251 L	16-May-21 00:27	1
L-PFDA	<0.898	0.898	2.00		B1E0081	12-May-21	0.251 L	16-May-21 00:27	1
L-8:2FTS	<2.24	2.24	2.25		B1E0081	12-May-21	0.251 L	16-May-21 00:27	1
L-PFNS	<1.41	1.41	2.00		B1E0081	12-May-21	0.251 L	16-May-21 00:27	1
L-MeFOSAA	<0.943	0.943	2.00		B1E0081	12-May-21	0.251 L	16-May-21 00:27	1
Br-MeFOSAA	<0.943	0.943	2.00		B1E0081	12-May-21	0.251 L	16-May-21 00:27	1
Total MeFOSAA	<0.943	0.943	2.00		B1E0081	12-May-21	0.251 L	16-May-21 00:27	1
L-EtFOSAA	<2.53	2.53	2.62		B1E0081	12-May-21	0.251 L	16-May-21 00:27	1
Br-EtFOSAA	<2.53	2.53	2.62		B1E0081	12-May-21	0.251 L	16-May-21 00:27	1
Total EtFOSAA	<2.53	2.53	2.62		B1E0081	12-May-21	0.251 L	16-May-21 00:27	1
L-PFUnA	<1.34	1.34	2.00		B1E0081	12-May-21	0.251 L	16-May-21 00:27	1
L-PFDS	<2.70	2.70	2.74		B1E0081	12-May-21	0.251 L	16-May-21 00:27	1
11Cl-PF3OUdS	<0.426	0.426	2.00		B1E0081	12-May-21	0.251 L	16-May-21 00:27	1
L-PFDoA	<0.783	0.783	2.00		B1E0081	12-May-21	0.251 L	16-May-21 00:27	1
L-PFTrDA	<1.10	1.10	2.00		B1E0081	12-May-21	0.251 L	16-May-21 00:27	1

Sample ID: NH-16
PFAS Isotope Dilution Method

Client Data				Laboratory Data			
Name:	AECOM	Matrix:	Aqueous	Lab Sample:	2105025-09	Column:	BEH C18
Project:	New Holstein PFAS	Date Collected:	30-Apr-21 12:35	Date Received:	04-May-21 09:40		

Analyte	Conc. (ng/L)	MDL	RL	Qualifiers	Batch	Extracted	Samp Size	Analyzed	Dilution
PFDoS	<1.59	1.59	2.00		B1E0081	12-May-21	0.251 L	16-May-21 00:27	1
L-PFTeDA	<0.813	0.813	2.00		B1E0081	12-May-21	0.251 L	16-May-21 00:27	1
L-MeFOSA	<6.84	6.84	7.98		B1E0081	12-May-21	0.251 L	16-May-21 00:27	1
L-EtFOSA	<7.29	7.29	7.98		B1E0081	12-May-21	0.251 L	16-May-21 00:27	1
L-EtFOSE	<5.54	5.54	7.98		B1E0081	12-May-21	0.251 L	16-May-21 00:27	1
L-MeFOSE	<7.98	7.98	7.98		B1E0081	12-May-21	0.251 L	16-May-21 00:27	1

Labeled Standards	Type	% Recovery	Limits	Qualifiers	Batch	Extracted	Samp Size	Analyzed	Dilution
13C3-PFBA	IS	92.3	25 - 150		B1E0081	12-May-21	0.251 L	16-May-21 00:27	1
13C3-PFPeA	IS	85.0	25 - 150		B1E0081	12-May-21	0.251 L	16-May-21 00:27	1
13C3-PFBS	IS	85.1	25 - 150		B1E0081	12-May-21	0.251 L	16-May-21 00:27	1
13C2-4:2 FTS	IS	85.6	25 - 150		B1E0081	12-May-21	0.251 L	16-May-21 00:27	1
13C2-PFHxA	IS	86.4	25 - 150		B1E0081	12-May-21	0.251 L	16-May-21 00:27	1
13C4-PFHpA	IS	86.4	25 - 150		B1E0081	12-May-21	0.251 L	16-May-21 00:27	1
13C3-PFHxS	IS	93.2	25 - 150		B1E0081	12-May-21	0.251 L	16-May-21 00:27	1
13C2-6:2 FTS	IS	82.6	25 - 150		B1E0081	12-May-21	0.251 L	16-May-21 00:27	1
13C2-PFOA	IS	89.7	25 - 150		B1E0081	12-May-21	0.251 L	16-May-21 00:27	1
13C5-PFNA	IS	94.2	25 - 150		B1E0081	12-May-21	0.251 L	16-May-21 00:27	1
13C8-PFOA	IS	61.0	10 - 150		B1E0081	12-May-21	0.251 L	16-May-21 00:27	1
13C8-PFOS	IS	90.4	25 - 150		B1E0081	12-May-21	0.251 L	16-May-21 00:27	1
13C2-PFDA	IS	88.4	25 - 150		B1E0081	12-May-21	0.251 L	16-May-21 00:27	1
13C2-8:2 FTS	IS	84.9	25 - 150		B1E0081	12-May-21	0.251 L	16-May-21 00:27	1
d3-MeFOSAA	IS	79.3	25 - 150		B1E0081	12-May-21	0.251 L	16-May-21 00:27	1
d5-EtFOSAA	IS	78.6	25 - 150		B1E0081	12-May-21	0.251 L	16-May-21 00:27	1
13C2-PFUnA	IS	78.5	25 - 150		B1E0081	12-May-21	0.251 L	16-May-21 00:27	1
13C2-PFDoA	IS	78.8	25 - 150		B1E0081	12-May-21	0.251 L	16-May-21 00:27	1
d3-MeFOA	IS	21.6	10 - 150		B1E0081	12-May-21	0.251 L	16-May-21 00:27	1
13C2-PFTeDA	IS	76.7	25 - 150		B1E0081	12-May-21	0.251 L	16-May-21 00:27	1
d5-EtFOA	IS	21.8	10 - 150		B1E0081	12-May-21	0.251 L	16-May-21 00:27	1
d7-MeFOSE	IS	48.1	10 - 150		B1E0081	12-May-21	0.251 L	16-May-21 00:27	1
d9-EtFOSE	IS	49.1	10 - 150		B1E0081	12-May-21	0.251 L	16-May-21 00:27	1
13C3-HFPO-DA	IS	102	25 - 150		B1E0081	12-May-21	0.251 L	16-May-21 00:27	1

MDL - Method Detection Limit

RL - Reporting limit

Results reported to MDL.

Sample ID: NH-37

PFAS Isotope Dilution Method

Client Data				Laboratory Data			
Name:	AECOM	Matrix:	Aqueous	Lab Sample:	2105025-10	Column:	BEH C18
Project:	New Holstein PFAS	Date Collected:	28-Apr-21 15:25	Date Received:	04-May-21 09:40		

Analyte	Conc. (ng/L)	MDL	RL	Qualifiers	Batch	Extracted	Samp Size	Analyzed	Dilution
L-PFBA	5.59	0.721	2.02		B1E0081	12-May-21	0.248 L	16-May-21 00:38	1
L-PFPeA	<0.988	0.988	2.02		B1E0081	12-May-21	0.248 L	16-May-21 00:38	1
L-PFBS	1.71	0.776	2.02	J	B1E0081	12-May-21	0.248 L	16-May-21 00:38	1
L-4:2 FTS	<1.09	1.09	2.02		B1E0081	12-May-21	0.248 L	16-May-21 00:38	1
L-PFHxA	<1.14	1.14	2.02		B1E0081	12-May-21	0.248 L	16-May-21 00:38	1
L-PFPeS	<0.912	0.912	2.02		B1E0081	12-May-21	0.248 L	16-May-21 00:38	1
HFPO-DA	<0.625	0.625	2.02		B1E0081	12-May-21	0.248 L	16-May-21 00:38	1
L-PFHpA	<0.892	0.892	2.02		B1E0081	12-May-21	0.248 L	16-May-21 00:38	1
ADONA	<0.857	0.857	2.02		B1E0081	12-May-21	0.248 L	16-May-21 00:38	1
L-PFHxS	1.37	1.08	2.02	J	B1E0081	12-May-21	0.248 L	16-May-21 00:38	1
Br-PFHxS	<1.08	1.08	2.02		B1E0081	12-May-21	0.248 L	16-May-21 00:38	1
Total PFHxS	1.37	1.08	2.02	J	B1E0081	12-May-21	0.248 L	16-May-21 00:38	1
L-6:2 FTS	<0.973	0.973	2.02		B1E0081	12-May-21	0.248 L	16-May-21 00:38	1
L-PFOA	3.09	1.10	2.02		B1E0081	12-May-21	0.248 L	16-May-21 00:38	1
Br-PFOA	<1.10	1.10	2.02		B1E0081	12-May-21	0.248 L	16-May-21 00:38	1
Total PFOA	3.09	1.10	2.02		B1E0081	12-May-21	0.248 L	16-May-21 00:38	1
L-PFHpS	<2.49	2.49	2.52		B1E0081	12-May-21	0.248 L	16-May-21 00:38	1
L-PFNA	<0.570	0.570	2.02		B1E0081	12-May-21	0.248 L	16-May-21 00:38	1
L-PFOSA	4.15	1.36	2.02		B1E0081	12-May-21	0.248 L	16-May-21 00:38	1
L-PFOS	<1.07	1.07	2.02		B1E0081	12-May-21	0.248 L	16-May-21 00:38	1
Br-PFOS	<1.07	1.07	2.02		B1E0081	12-May-21	0.248 L	16-May-21 00:38	1
Total PFOS	<1.07	1.07	2.02		B1E0081	12-May-21	0.248 L	16-May-21 00:38	1
9Cl-PF3ONS	<0.837	0.837	2.02		B1E0081	12-May-21	0.248 L	16-May-21 00:38	1
L-PFDA	<0.907	0.907	2.02		B1E0081	12-May-21	0.248 L	16-May-21 00:38	1
L-8:2FTS	<2.26	2.26	2.27		B1E0081	12-May-21	0.248 L	16-May-21 00:38	1
L-PFNS	<1.42	1.42	2.02		B1E0081	12-May-21	0.248 L	16-May-21 00:38	1
L-MeFOSAA	<0.953	0.953	2.02		B1E0081	12-May-21	0.248 L	16-May-21 00:38	1
Br-MeFOSAA	<0.953	0.953	2.02		B1E0081	12-May-21	0.248 L	16-May-21 00:38	1
Total MeFOSAA	<0.953	0.953	2.02		B1E0081	12-May-21	0.248 L	16-May-21 00:38	1
L-EtFOSAA	<2.56	2.56	2.65		B1E0081	12-May-21	0.248 L	16-May-21 00:38	1
Br-EtFOSAA	<2.56	2.56	2.65		B1E0081	12-May-21	0.248 L	16-May-21 00:38	1
Total EtFOSAA	<2.56	2.56	2.65		B1E0081	12-May-21	0.248 L	16-May-21 00:38	1
L-PFUnA	<1.36	1.36	2.02		B1E0081	12-May-21	0.248 L	16-May-21 00:38	1
L-PFDS	<2.73	2.73	2.77		B1E0081	12-May-21	0.248 L	16-May-21 00:38	1
11Cl-PF3OUdS	<0.430	0.430	2.02		B1E0081	12-May-21	0.248 L	16-May-21 00:38	1
L-PFDoA	<0.791	0.791	2.02		B1E0081	12-May-21	0.248 L	16-May-21 00:38	1
L-PFTrDA	<1.11	1.11	2.02		B1E0081	12-May-21	0.248 L	16-May-21 00:38	1

Sample ID: NH-37					PFAS Isotope Dilution Method					
Client Data				Laboratory Data						
Name:	AECOM	Matrix:	Aqueous	Lab Sample:	2105025-10	Column:	BEH C18			
Project:	New Holstein PFAS	Date Collected:	28-Apr-21 15:25	Date Received:	04-May-21 09:40					
Analyte	Conc. (ng/L)	MDL	RL	Qualifiers	Batch	Extracted	Samp Size	Analyzed	Dilution	
PFDoS	<1.60	1.60	2.02		B1E0081	12-May-21	0.248 L	16-May-21 00:38	1	
L-PFTeDA	<0.822	0.822	2.02		B1E0081	12-May-21	0.248 L	16-May-21 00:38	1	
L-MeFOSA	<6.91	6.91	8.07		B1E0081	12-May-21	0.248 L	16-May-21 00:38	1	
L-EtFOSA	<7.36	7.36	8.07		B1E0081	12-May-21	0.248 L	16-May-21 00:38	1	
L-EtFOSE	<5.60	5.60	8.07		B1E0081	12-May-21	0.248 L	16-May-21 00:38	1	
L-MeFOSE	<8.07	8.07	8.07		B1E0081	12-May-21	0.248 L	16-May-21 00:38	1	
Labeled Standards	Type	% Recovery	Limits	Qualifiers	Batch	Extracted	Samp Size	Analyzed	Dilution	
13C3-PFBA	IS	92.9	25 - 150		B1E0081	12-May-21	0.248 L	16-May-21 00:38	1	
13C3-PFPeA	IS	88.1	25 - 150		B1E0081	12-May-21	0.248 L	16-May-21 00:38	1	
13C3-PFBS	IS	84.4	25 - 150		B1E0081	12-May-21	0.248 L	16-May-21 00:38	1	
13C2-4:2 FTS	IS	86.5	25 - 150		B1E0081	12-May-21	0.248 L	16-May-21 00:38	1	
13C2-PFHxA	IS	89.1	25 - 150		B1E0081	12-May-21	0.248 L	16-May-21 00:38	1	
13C4-PFHpA	IS	82.1	25 - 150		B1E0081	12-May-21	0.248 L	16-May-21 00:38	1	
13C3-PFHxS	IS	87.5	25 - 150		B1E0081	12-May-21	0.248 L	16-May-21 00:38	1	
13C2-6:2 FTS	IS	86.4	25 - 150		B1E0081	12-May-21	0.248 L	16-May-21 00:38	1	
13C2-PFOA	IS	86.1	25 - 150		B1E0081	12-May-21	0.248 L	16-May-21 00:38	1	
13C5-PFNA	IS	89.2	25 - 150		B1E0081	12-May-21	0.248 L	16-May-21 00:38	1	
13C8-PFOA	IS	55.9	10 - 150		B1E0081	12-May-21	0.248 L	16-May-21 00:38	1	
13C8-PFOS	IS	86.3	25 - 150		B1E0081	12-May-21	0.248 L	16-May-21 00:38	1	
13C2-PFDA	IS	84.5	25 - 150		B1E0081	12-May-21	0.248 L	16-May-21 00:38	1	
13C2-8:2 FTS	IS	74.4	25 - 150		B1E0081	12-May-21	0.248 L	16-May-21 00:38	1	
d3-MeFOSAA	IS	80.9	25 - 150		B1E0081	12-May-21	0.248 L	16-May-21 00:38	1	
d5-EtFOSAA	IS	80.9	25 - 150		B1E0081	12-May-21	0.248 L	16-May-21 00:38	1	
13C2-PFUnA	IS	80.5	25 - 150		B1E0081	12-May-21	0.248 L	16-May-21 00:38	1	
13C2-PFDoA	IS	82.7	25 - 150		B1E0081	12-May-21	0.248 L	16-May-21 00:38	1	
d3-MeFOA	IS	13.9	10 - 150		B1E0081	12-May-21	0.248 L	16-May-21 00:38	1	
13C2-PFTeDA	IS	79.5	25 - 150		B1E0081	12-May-21	0.248 L	16-May-21 00:38	1	
d5-EtFOA	IS	14.3	10 - 150		B1E0081	12-May-21	0.248 L	16-May-21 00:38	1	
d7-MeFOSE	IS	51.9	10 - 150		B1E0081	12-May-21	0.248 L	16-May-21 00:38	1	
d9-EtFOSE	IS	48.6	10 - 150		B1E0081	12-May-21	0.248 L	16-May-21 00:38	1	
13C3-HFPO-DA	IS	81.4	25 - 150		B1E0081	12-May-21	0.248 L	16-May-21 00:38	1	

MDL - Method Detection Limit

RL - Reporting limit

Results reported to MDL.

Sample ID: Field Blank 1

PFAS Isotope Dilution Method

Client Data				Laboratory Data			
Name:	AECOM	Matrix:	Aqueous	Lab Sample:	2105025-11	Column:	BEH C18
Project:	New Holstein PFAS	Date Collected:	28-Apr-21 13:00	Date Received:	04-May-21 09:40		
Location:	@S. gate of property						

Analyte	Conc. (ng/L)	MDL	RL	Qualifiers	Batch	Extracted	Samp Size	Analyzed	Dilution
L-PFBA	<0.699	0.699	1.96		B1E0081	12-May-21	0.256 L	16-May-21 00:48	1
L-PFPeA	<0.958	0.958	1.96		B1E0081	12-May-21	0.256 L	16-May-21 00:48	1
L-PFBS	<0.753	0.753	1.96		B1E0081	12-May-21	0.256 L	16-May-21 00:48	1
L-4:2 FTS	<1.06	1.06	1.96		B1E0081	12-May-21	0.256 L	16-May-21 00:48	1
L-PFHxA	<1.10	1.10	1.96		B1E0081	12-May-21	0.256 L	16-May-21 00:48	1
L-PFPeS	<0.885	0.885	1.96		B1E0081	12-May-21	0.256 L	16-May-21 00:48	1
HFPO-DA	<0.606	0.606	1.96		B1E0081	12-May-21	0.256 L	16-May-21 00:48	1
L-PFHpA	<0.865	0.865	1.96		B1E0081	12-May-21	0.256 L	16-May-21 00:48	1
ADONA	<0.831	0.831	1.96		B1E0081	12-May-21	0.256 L	16-May-21 00:48	1
L-PFHxS	<1.05	1.05	1.96		B1E0081	12-May-21	0.256 L	16-May-21 00:48	1
Br-PFHxS	<1.05	1.05	1.96		B1E0081	12-May-21	0.256 L	16-May-21 00:48	1
Total PFHxS	<1.05	1.05	1.96		B1E0081	12-May-21	0.256 L	16-May-21 00:48	1
L-6:2 FTS	<0.944	0.944	1.96		B1E0081	12-May-21	0.256 L	16-May-21 00:48	1
L-PFOA	<1.07	1.07	1.96		B1E0081	12-May-21	0.256 L	16-May-21 00:48	1
Br-PFOA	<1.07	1.07	1.96		B1E0081	12-May-21	0.256 L	16-May-21 00:48	1
Total PFOA	<1.07	1.07	1.96		B1E0081	12-May-21	0.256 L	16-May-21 00:48	1
L-PFHpS	<2.42	2.42	2.44		B1E0081	12-May-21	0.256 L	16-May-21 00:48	1
L-PFNA	<0.552	0.552	1.96		B1E0081	12-May-21	0.256 L	16-May-21 00:48	1
L-PFOSA	<1.32	1.32	1.96		B1E0081	12-May-21	0.256 L	16-May-21 00:48	1
L-PFOS	<1.04	1.04	1.96		B1E0081	12-May-21	0.256 L	16-May-21 00:48	1
Br-PFOS	<1.04	1.04	1.96		B1E0081	12-May-21	0.256 L	16-May-21 00:48	1
Total PFOS	<1.04	1.04	1.96		B1E0081	12-May-21	0.256 L	16-May-21 00:48	1
9Cl-PF3ONS	<0.812	0.812	1.96		B1E0081	12-May-21	0.256 L	16-May-21 00:48	1
L-PFDA	<0.880	0.880	1.96		B1E0081	12-May-21	0.256 L	16-May-21 00:48	1
L-8:2FTS	<2.19	2.19	2.20		B1E0081	12-May-21	0.256 L	16-May-21 00:48	1
L-PFNS	<1.38	1.38	1.96		B1E0081	12-May-21	0.256 L	16-May-21 00:48	1
L-MeFOSAA	<0.924	0.924	1.96		B1E0081	12-May-21	0.256 L	16-May-21 00:48	1
Br-MeFOSAA	<0.924	0.924	1.96		B1E0081	12-May-21	0.256 L	16-May-21 00:48	1
Total MeFOSAA	<0.924	0.924	1.96		B1E0081	12-May-21	0.256 L	16-May-21 00:48	1
L-EtFOSAA	<2.48	2.48	2.57		B1E0081	12-May-21	0.256 L	16-May-21 00:48	1
Br-EtFOSAA	<2.48	2.48	2.57		B1E0081	12-May-21	0.256 L	16-May-21 00:48	1
Total EtFOSAA	<2.48	2.48	2.57		B1E0081	12-May-21	0.256 L	16-May-21 00:48	1
L-PFUnA	<1.32	1.32	1.96		B1E0081	12-May-21	0.256 L	16-May-21 00:48	1
L-PFDS	<2.65	2.65	2.69		B1E0081	12-May-21	0.256 L	16-May-21 00:48	1
11Cl-PF3OUdS	<0.417	0.417	1.96		B1E0081	12-May-21	0.256 L	16-May-21 00:48	1
L-PFDoA	<0.768	0.768	1.96		B1E0081	12-May-21	0.256 L	16-May-21 00:48	1
L-PFTrDA	<1.08	1.08	1.96		B1E0081	12-May-21	0.256 L	16-May-21 00:48	1

Sample ID: Field Blank 1
PFAS Isotope Dilution Method

Client Data				Laboratory Data			
Name:	AECOM	Matrix:	Aqueous	Lab Sample:	2105025-11	Column:	BEH C18
Project:	New Holstein PFAS	Date Collected:	28-Apr-21 13:00	Date Received:	04-May-21 09:40		
Location:	@S. gate of property						

Analyte	Conc. (ng/L)	MDL	RL	Qualifiers	Batch	Extracted	Samp Size	Analyzed	Dilution
PFDoS	<1.55	1.55	1.96		B1E0081	12-May-21	0.256 L	16-May-21 00:48	1
L-PFTeDA	<0.797	0.797	1.96		B1E0081	12-May-21	0.256 L	16-May-21 00:48	1
L-MeFOSA	<6.70	6.70	7.82		B1E0081	12-May-21	0.256 L	16-May-21 00:48	1
L-EtFOSA	<7.14	7.14	7.82		B1E0081	12-May-21	0.256 L	16-May-21 00:48	1
L-EtFOSE	<5.43	5.43	7.82		B1E0081	12-May-21	0.256 L	16-May-21 00:48	1
L-MeFOSE	<7.82	7.82	7.82		B1E0081	12-May-21	0.256 L	16-May-21 00:48	1

Labeled Standards	Type	% Recovery	Limits	Qualifiers	Batch	Extracted	Samp Size	Analyzed	Dilution
13C3-PFBA	IS	98.9	25 - 150		B1E0081	12-May-21	0.256 L	16-May-21 00:48	1
13C3-PFPeA	IS	93.0	25 - 150		B1E0081	12-May-21	0.256 L	16-May-21 00:48	1
13C3-PFBS	IS	87.6	25 - 150		B1E0081	12-May-21	0.256 L	16-May-21 00:48	1
13C2-4:2 FTS	IS	104	25 - 150		B1E0081	12-May-21	0.256 L	16-May-21 00:48	1
13C2-PFHxA	IS	87.0	25 - 150		B1E0081	12-May-21	0.256 L	16-May-21 00:48	1
13C4-PFHpA	IS	90.2	25 - 150		B1E0081	12-May-21	0.256 L	16-May-21 00:48	1
13C3-PFHxS	IS	92.8	25 - 150		B1E0081	12-May-21	0.256 L	16-May-21 00:48	1
13C2-6:2 FTS	IS	89.5	25 - 150		B1E0081	12-May-21	0.256 L	16-May-21 00:48	1
13C2-PFOA	IS	90.4	25 - 150		B1E0081	12-May-21	0.256 L	16-May-21 00:48	1
13C5-PFNA	IS	92.2	25 - 150		B1E0081	12-May-21	0.256 L	16-May-21 00:48	1
13C8-PFOA	IS	44.5	10 - 150		B1E0081	12-May-21	0.256 L	16-May-21 00:48	1
13C8-PFOS	IS	95.6	25 - 150		B1E0081	12-May-21	0.256 L	16-May-21 00:48	1
13C2-PFDA	IS	90.6	25 - 150		B1E0081	12-May-21	0.256 L	16-May-21 00:48	1
13C2-8:2 FTS	IS	85.0	25 - 150		B1E0081	12-May-21	0.256 L	16-May-21 00:48	1
d3-MeFOSAA	IS	80.4	25 - 150		B1E0081	12-May-21	0.256 L	16-May-21 00:48	1
d5-EtFOSAA	IS	75.7	25 - 150		B1E0081	12-May-21	0.256 L	16-May-21 00:48	1
13C2-PFUnA	IS	84.8	25 - 150		B1E0081	12-May-21	0.256 L	16-May-21 00:48	1
13C2-PFDoA	IS	79.6	25 - 150		B1E0081	12-May-21	0.256 L	16-May-21 00:48	1
d3-MeFOSA	IS	20.6	10 - 150		B1E0081	12-May-21	0.256 L	16-May-21 00:48	1
13C2-PFTeDA	IS	74.1	25 - 150		B1E0081	12-May-21	0.256 L	16-May-21 00:48	1
d5-EtFOSA	IS	21.0	10 - 150		B1E0081	12-May-21	0.256 L	16-May-21 00:48	1
d7-MeFOSE	IS	38.5	10 - 150		B1E0081	12-May-21	0.256 L	16-May-21 00:48	1
d9-EtFOSE	IS	38.6	10 - 150		B1E0081	12-May-21	0.256 L	16-May-21 00:48	1
13C3-HFPO-DA	IS	75.5	25 - 150		B1E0081	12-May-21	0.256 L	16-May-21 00:48	1

MDL - Method Detection Limit

RL - Reporting limit

Results reported to MDL.

Sample ID: Equipment Blank 1

PFAS Isotope Dilution Method

Client Data				Laboratory Data			
Name:	AECOM	Matrix:	Aqueous	Lab Sample:	2105025-12	Column:	BEH C18
Project:	New Holstein PFAS	Date Collected:	29-Apr-21 12:00	Date Received:	04-May-21 09:40		

Analyte	Conc. (ng/L)	MDL	RL	Qualifiers	Batch	Extracted	Samp Size	Analyzed	Dilution
L-PFBA	<0.700	0.700	1.96		B1E0081	12-May-21	0.255 L	16-May-21 00:58	1
L-PFPeA	<0.959	0.959	1.96		B1E0081	12-May-21	0.255 L	16-May-21 00:58	1
L-PFBS	<0.754	0.754	1.96		B1E0081	12-May-21	0.255 L	16-May-21 00:58	1
L-4:2 FTS	<1.06	1.06	1.96		B1E0081	12-May-21	0.255 L	16-May-21 00:58	1
L-PFHxA	<1.11	1.11	1.96		B1E0081	12-May-21	0.255 L	16-May-21 00:58	1
L-PFPeS	<0.886	0.886	1.96		B1E0081	12-May-21	0.255 L	16-May-21 00:58	1
HFPO-DA	<0.607	0.607	1.96		B1E0081	12-May-21	0.255 L	16-May-21 00:58	1
L-PFHpA	<0.866	0.866	1.96		B1E0081	12-May-21	0.255 L	16-May-21 00:58	1
ADONA	<0.832	0.832	1.96		B1E0081	12-May-21	0.255 L	16-May-21 00:58	1
L-PFHxS	<1.05	1.05	1.96		B1E0081	12-May-21	0.255 L	16-May-21 00:58	1
Br-PFHxS	<1.05	1.05	1.96		B1E0081	12-May-21	0.255 L	16-May-21 00:58	1
Total PFHxS	<1.05	1.05	1.96		B1E0081	12-May-21	0.255 L	16-May-21 00:58	1
L-6:2 FTS	<0.945	0.945	1.96		B1E0081	12-May-21	0.255 L	16-May-21 00:58	1
L-PFOA	<1.07	1.07	1.96		B1E0081	12-May-21	0.255 L	16-May-21 00:58	1
Br-PFOA	<1.07	1.07	1.96		B1E0081	12-May-21	0.255 L	16-May-21 00:58	1
Total PFOA	<1.07	1.07	1.96		B1E0081	12-May-21	0.255 L	16-May-21 00:58	1
L-PFHpS	<2.42	2.42	2.45		B1E0081	12-May-21	0.255 L	16-May-21 00:58	1
L-PFNA	<0.553	0.553	1.96		B1E0081	12-May-21	0.255 L	16-May-21 00:58	1
L-PFOSA	<1.32	1.32	1.96		B1E0081	12-May-21	0.255 L	16-May-21 00:58	1
L-PFOS	<1.04	1.04	1.96		B1E0081	12-May-21	0.255 L	16-May-21 00:58	1
Br-PFOS	<1.04	1.04	1.96		B1E0081	12-May-21	0.255 L	16-May-21 00:58	1
Total PFOS	<1.04	1.04	1.96		B1E0081	12-May-21	0.255 L	16-May-21 00:58	1
9Cl-PF3ONS	<0.813	0.813	1.96		B1E0081	12-May-21	0.255 L	16-May-21 00:58	1
L-PFDA	<0.881	0.881	1.96		B1E0081	12-May-21	0.255 L	16-May-21 00:58	1
L-8:2FTS	<2.19	2.19	2.20		B1E0081	12-May-21	0.255 L	16-May-21 00:58	1
L-PFNS	<1.38	1.38	1.96		B1E0081	12-May-21	0.255 L	16-May-21 00:58	1
L-MeFOSAA	<0.925	0.925	1.96		B1E0081	12-May-21	0.255 L	16-May-21 00:58	1
Br-MeFOSAA	<0.925	0.925	1.96		B1E0081	12-May-21	0.255 L	16-May-21 00:58	1
Total MeFOSAA	<0.925	0.925	1.96		B1E0081	12-May-21	0.255 L	16-May-21 00:58	1
L-EtFOSAA	<2.48	2.48	2.57		B1E0081	12-May-21	0.255 L	16-May-21 00:58	1
Br-EtFOSAA	<2.48	2.48	2.57		B1E0081	12-May-21	0.255 L	16-May-21 00:58	1
Total EtFOSAA	<2.48	2.48	2.57		B1E0081	12-May-21	0.255 L	16-May-21 00:58	1
L-PFUnA	<1.32	1.32	1.96		B1E0081	12-May-21	0.255 L	16-May-21 00:58	1
L-PFDS	<2.65	2.65	2.69		B1E0081	12-May-21	0.255 L	16-May-21 00:58	1
11Cl-PF3OUdS	<0.418	0.418	1.96		B1E0081	12-May-21	0.255 L	16-May-21 00:58	1
L-PFDoA	<0.768	0.768	1.96		B1E0081	12-May-21	0.255 L	16-May-21 00:58	1
L-PFTrDA	<1.08	1.08	1.96		B1E0081	12-May-21	0.255 L	16-May-21 00:58	1

Sample ID: Equipment Blank 1					PFAS Isotope Dilution Method					
Client Data				Laboratory Data						
Name:	AECOM	Matrix:	Aqueous	Lab Sample:	2105025-12	Column:	BEH C18			
Project:	New Holstein PFAS	Date Collected:	29-Apr-21 12:00	Date Received:	04-May-21 09:40					
Analyte	Conc. (ng/L)	MDL	RL	Qualifiers	Batch	Extracted	Samp Size	Analyzed	Dilution	
PFDoS	<1.56	1.56	1.96		B1E0081	12-May-21	0.255 L	16-May-21 00:58	1	
L-PFTeDA	<0.798	0.798	1.96		B1E0081	12-May-21	0.255 L	16-May-21 00:58	1	
L-MeFOSA	<6.71	6.71	7.83		B1E0081	12-May-21	0.255 L	16-May-21 00:58	1	
L-EtFOSA	<7.15	7.15	7.83		B1E0081	12-May-21	0.255 L	16-May-21 00:58	1	
L-EtFOSE	<5.43	5.43	7.83		B1E0081	12-May-21	0.255 L	16-May-21 00:58	1	
L-MeFOSE	<7.83	7.83	7.83		B1E0081	12-May-21	0.255 L	16-May-21 00:58	1	
Labeled Standards	Type	% Recovery	Limits	Qualifiers	Batch	Extracted	Samp Size	Analyzed	Dilution	
13C3-PFBA	IS	92.6	25 - 150		B1E0081	12-May-21	0.255 L	16-May-21 00:58	1	
13C3-PFPeA	IS	86.9	25 - 150		B1E0081	12-May-21	0.255 L	16-May-21 00:58	1	
13C3-PFBS	IS	83.3	25 - 150		B1E0081	12-May-21	0.255 L	16-May-21 00:58	1	
13C2-4:2 FTS	IS	91.0	25 - 150		B1E0081	12-May-21	0.255 L	16-May-21 00:58	1	
13C2-PFHxA	IS	88.1	25 - 150		B1E0081	12-May-21	0.255 L	16-May-21 00:58	1	
13C4-PFHpA	IS	85.9	25 - 150		B1E0081	12-May-21	0.255 L	16-May-21 00:58	1	
13C3-PFHxS	IS	88.0	25 - 150		B1E0081	12-May-21	0.255 L	16-May-21 00:58	1	
13C2-6:2 FTS	IS	85.7	25 - 150		B1E0081	12-May-21	0.255 L	16-May-21 00:58	1	
13C2-PFOA	IS	86.4	25 - 150		B1E0081	12-May-21	0.255 L	16-May-21 00:58	1	
13C5-PFNA	IS	89.4	25 - 150		B1E0081	12-May-21	0.255 L	16-May-21 00:58	1	
13C8-PFOA	IS	44.8	10 - 150		B1E0081	12-May-21	0.255 L	16-May-21 00:58	1	
13C8-PFOS	IS	86.3	25 - 150		B1E0081	12-May-21	0.255 L	16-May-21 00:58	1	
13C2-PFDA	IS	84.7	25 - 150		B1E0081	12-May-21	0.255 L	16-May-21 00:58	1	
13C2-8:2 FTS	IS	80.3	25 - 150		B1E0081	12-May-21	0.255 L	16-May-21 00:58	1	
d3-MeFOSAA	IS	73.4	25 - 150		B1E0081	12-May-21	0.255 L	16-May-21 00:58	1	
d5-EtFOSAA	IS	72.9	25 - 150		B1E0081	12-May-21	0.255 L	16-May-21 00:58	1	
13C2-PFUnA	IS	78.4	25 - 150		B1E0081	12-May-21	0.255 L	16-May-21 00:58	1	
13C2-PFDoA	IS	74.5	25 - 150		B1E0081	12-May-21	0.255 L	16-May-21 00:58	1	
d3-MeFOA	IS	25.0	10 - 150		B1E0081	12-May-21	0.255 L	16-May-21 00:58	1	
13C2-PFTeDA	IS	72.5	25 - 150		B1E0081	12-May-21	0.255 L	16-May-21 00:58	1	
d5-EtFOA	IS	25.2	10 - 150		B1E0081	12-May-21	0.255 L	16-May-21 00:58	1	
d7-MeFOSE	IS	39.9	10 - 150		B1E0081	12-May-21	0.255 L	16-May-21 00:58	1	
d9-EtFOSE	IS	40.9	10 - 150		B1E0081	12-May-21	0.255 L	16-May-21 00:58	1	
13C3-HFPO-DA	IS	89.1	25 - 150		B1E0081	12-May-21	0.255 L	16-May-21 00:58	1	

MDL - Method Detection Limit

RL - Reporting limit

Results reported to MDL.

B	This compound was also detected in the method blank
Conc.	Concentration
CRS	Cleanup Recovery Standard
D	Dilution
DL	Detection Limit
E	The associated compound concentration exceeded the calibration range of the instrument
H	Recovery and/or RPD was outside laboratory acceptance limits
I	Chemical Interference
IS	Internal Standard
J	The amount detected is below the Reporting Limit/LOQ
LOD	Limit of Detection
LOQ	Limit of Quantitation
M	Estimated Maximum Possible Concentration (CA Region 2 projects only)
MDL	Method Detection Limit
NA	Not applicable
ND	Not Detected
OPR	Ongoing Precision and Recovery sample
P	The reported concentration may include contribution from chlorinated diphenyl ether(s).
Q	The ion transition ratio is outside of the acceptance criteria.
RL	Reporting Limit
RL	For 537.1, the reported RLs are the MRLs.
TEQ	Toxic Equivalency, sum of the toxic equivalency factors (TEF) multiplied by the sample concentrations.
TEQMax	TEQ calculation that uses the detection limit as the concentration for non-detects
TEQMin	TEQ calculation that uses zero as the concentration for non-detects
TEQRisk	TEQ calculation that uses ½ the detection limit as the concentration for non-detects
U	Not Detected (specific projects only)
*	See Cover Letter

Unless otherwise noted, solid sample results are reported in dry weight. Tissue samples are reported in wet weight.

Vista Analytical Laboratory Certifications

Accrediting Authority	Certificate Number
Alaska Department of Environmental Conservation	17-013
Arkansas Department of Environmental Quality	21-023-0
California Department of Health – ELAP	2892
DoD ELAP - A2LA Accredited - ISO/IEC 17025:2005	3091.01
Florida Department of Health	E87777-26
Hawaii Department of Health	N/A
Louisiana Department of Environmental Quality	01977
Maine Department of Health	2020018
Massachusetts Department of Environmental Protection	M-CA413
Michigan Department of Environmental Quality	9932
Minnesota Department of Health	1980678
New Hampshire Environmental Accreditation Program	207720
New Jersey Department of Environmental Protection	CA003
New York Department of Health	11411
Ohio Environmental Protection Agency	87778
Oregon Laboratory Accreditation Program	4042-016
Pennsylvania Department of Environmental Protection	017
Texas Commission on Environmental Quality	T104704189-21-12
Vermont Department of Health	VT-4042
Virginia Department of General Services	10769
Washington Department of Ecology	C584
Wisconsin Department of Natural Resources	998036160

Current certificates and lists of licensed parameters are located in the Quality Assurance office and are available upon request.

NELAP Accredited Test Methods

MATRIX: Air	
Description of Test	Method
Determination of Polychlorinated p- Dioxins & Polychlorinated Dibenzofurans	EPA 23
Polychlorinated Dibenzodioxins in Ambient Air by GC/HRMS	EPA TO-9A

MATRIX: Biological Tissue	
Description of Test	Method
Tetra- through Octa-Chlorinated Dioxins and Furans by Isotope Dilution GC/HRMS	EPA 1613B
Brominated Diphenyl Ethers by HRGC/HRMS	EPA 1614A
Chlorinated Biphenyl Congeners in Water, Soil, Sediment, and Tissue by GC/HRMS	EPA 1668A/C
Pesticides in Water, Soil, Sediment, Biosolids, and Tissue by HRGC/HRMS	EPA 1699
Perfluorinated Alkyl Acids in Drinking Water by SPE and LC/MS/MS	EPA 537
Polychlorinated Dibenzo-p-Dioxins and Polychlorinated Dibenzofurans by GC/HRMS	EPA 8280A/B
Polychlorinated Dibenzodioxins (PCDDs) and Polychlorinated Dibenzofurans (PCDFs) by GC/HRMS	EPA 8290/8290A

MATRIX: Drinking Water	
Description of Test	Method
Tetra- through Octa-Chlorinated Dioxins and Furans by Isotope Dilution GC/HRMS	EPA 1613/1613B
Perfluorinated Alkyl Acids in Drinking Water by SPE and LC/MS/MS	EPA 537
Perfluorinated Alkyl Acids in Drinking Water by SPE and LC/MS/MS	EPA 537.1
Determination of Per- and Polyfluoroalkyl Substances in Drinking Water by Isotope Dilution Anion Exchange Solid Phase Extraction and Liquid Chromatography/Tandem Mass Spectrometry	EPA 533
Perfluorooctanesulfonate (PFOS) and Perfluorooctanoate (PFOA) - Method for Unfiltered Samples Using Solid Phase Extraction and Liquid Chromatography/Mass Spectrometry	ISO 25101 2009

MATRIX: Non-Potable Water	
Description of Test	Method
Tetra- through Octa-Chlorinated Dioxins and Furans by Isotope Dilution GC/HRMS	EPA 1613B
Brominated Diphenyl Ethers by HRGC/HRMS	EPA 1614A
Chlorinated Biphenyl Congeners in Water, Soil, Sediment, and Tissue by GC/HRMS	EPA 1668A/C
Pesticides in Water, Soil, Sediment, Biosolids, and Tissue by HRGC/HRMS	EPA 1699
Perfluorinated Alkyl Acids in Drinking Water by SPE and LC/MS/MS	EPA 537
Dioxin by GC/HRMS	EPA 613
Polychlorinated Dibenzo-p-Dioxins and Polychlorinated Dibenzofurans by GC/HRMS	EPA 8280A/B
Polychlorinated Dibenzodioxins (PCDDs) and Polychlorinated Dibenzofurans (PCDFs) by GC/HRMS	EPA 8290/8290A

MATRIX: Solids	
Description of Test	Method
Tetra-Octa Chlorinated Dioxins and Furans by Isotope Dilution GC/HRMS	EPA 1613
Tetra- through Octa-Chlorinated Dioxins and Furans by Isotope Dilution GC/HRMS	EPA 1613B
Brominated Diphenyl Ethers by HRGC/HRMS	EPA 1614A
Chlorinated Biphenyl Congeners in Water, Soil, Sediment, and Tissue by GC/HRMS	EPA 1668A/C
Pesticides in Water, Soil, Sediment, Biosolids, and Tissue by HRGC/HRMS	EPA 1699
Perfluorinated Alkyl Acids in Drinking Water by SPE and LC/MS/MS	EPA 537
Polychlorinated Dibenzo-p-Dioxins and Polychlorinated Dibenzofurans by GC/HRMS	EPA 8280A/B
Polychlorinated Dibenzodioxins (PCDDs) and Polychlorinated Dibenzofurans (PCDFs) by GC/HRMS	EPA 8290/8290A



CHAIN OF CUSTODY

For Laboratory Use Only
 Work Order #: 2105025 Temp: 4.5 °C
 Storage ID: R-13, WR-2 Storage Secured: Yes No

Project ID: New Holstein PFAS PO#: 60639735 Sampler: Janel Dean
 (name)

TAT Standard: 21 days
 (check one): Rush (surcharge may apply)
 14 days 7 days Specify: _____

J. Dean Janel Dean (MEcom) 5-3-21 1030 Fed Ex 5-3-21 1030
 Relinquished by (printed name and signature) Date Time Received by (printed name and signature) Date Time
Fedex 05-04-21 0940 Justin Briscoe 05-04-21 0940
 Relinquished by (printed name and signature) Date Time Received by (printed name and signature) Date Time

SHIP TO: Vista Analytical Laboratory
 1104 Windfield Way
 El Dorado Hills, CA 95762
 (916) 673-1520 * Fax (916) 673-0106
 Method of Shipment: FedEx
 Tracking No.: 78669478
0749
 Add Analysis(es) Requested
 Container(s) _____
 PFAS by Isotope Dilution _____
 EPA Method 537 (DW only) _____
 PFOA/PFOs _____
 UCMR3 PFAS List:6 _____
 537.1 List: 14 or 18 (Circle One) _____
 EPA Draft List of 24 _____
 OTHER: Please attach analyte list _____
 PFOA/PFOs _____
 UCMR3 PFAS List:6 _____
 537.1 List of 14 _____
 537.1 List of 18 _____

Sample ID	Date	Time	Location/ Sample Description	Quantity	Type	Matrix	PFOA/PFOs	UCMR3 PFAS List:6	537.1 List: 14 or 18 (Circle One)	EPA Draft List of 24	OTHER: Please attach analyte list	PFOA/PFOs	UCMR3 PFAS List:6	537.1 List of 14	537.1 List of 18	Comments
NH-26	4-29-21	1555		2	P	AQ					PFAS-WI list of 33					
TEC-4	4-29-21	1500														
MW-E	4-28-21	1410														
MW-8	4-29-21	1320														
NH-7	4-30-21	0925														
NH-11	4-30-21	1015														
NH-15	4-30-21	1115														
NH-12	4-30-21	1335														
NH-16	4-30-21	1235														
NH-37	4-28-21	1525		2	P	AQ					PFAS-WI list of 33					

Special Instructions/Comment: Wisconsin list of 33 PFAS compounds

SEND DOCUMENTATION AND RESULTS TO:

Name: James Buss
 Company: MECOM
 Address: 1350 Deming Way suite 100
 City: Middleton State: WI Zip: 53562
 Phone: 606-828-8210
 Email: James.Buss@ac.com.com

Container Types: P = HDPE, PJ = HDPE Jar
 PY = Polypropylene, O = Other _____
 Bottle Preservation Type: _____
 TZ = Trizma: _____
 Matrix Types: AQ = Aqueous, DW = Drinking Water, EF = Effluent, PP = Pulp/Paper, SD = Sediment,
 SL = Sludge, SO = Soil, WW = Wastewater, B = Blood/Serum, O = Other _____



CHAIN OF CUSTODY

For Laboratory Use Only
 Work Order #: 2105025 Temp: 4.5 °C
 Storage ID: R-13, WR-2 Storage Secured: Yes No

Project ID: New Holstein PFAS PO#: 60639735 Sampler: Janel Dean
 (name)

TAT Standard: 21 days
 (check one): Rush (surcharge may apply) 14 days 7 days Specify: _____

Relinquished by (printed name and signature) Janel Dean (AECOM) Date 5-3-21 Time 1030 Received by (printed name and signature) FedEx Date 5-3-21 Time 1030
 Relinquished by (printed name and signature) FedEx Date 05-04-21 Time 09:40 Received by (printed name and signature) Justin Briseo Date 05-04-21 Time 0940

Sample ID	Date	Time	Location/ Sample Description	Add Analysis(es) Requested								Comments									
				Quantity	Type	Matrix	PFOS/PFOA	UCMR3 PFAS List 6	537.1 List: 14 or 18 (Circle One)	EPA Draft List of 24	OTHER: Please attach analyte list		PFAS by Isotope Dilution	EPA Method 537 (DW only)							
Field Blank 1	4-28-21	1300	@ S. gate of Property	1	P	AQ															
Equipment Blank 1	4-29-21	1200		2	P	AQ															

Special Instructions/Comment
Wisconsin list of 33 PFAS compounds

SEND DOCUMENTATION AND RESULTS TO:
 Name: James Buss
 Company: AECOM
 Address: 1350 Deming Way, Suite 100
 City: Middleton State: WI Zip: 53562
 Phone: 608-828-8210
 Email: James.Buss@AECOM.com

Container Types: P = HDPE, PJ = HDPE Jar Bottle Preservation Type: _____
 PY = Polypropylene, O = Other _____ TZ = Trizma: _____
 Matrix Types: AQ = Aqueous, DW = Drinking Water, EF = Effluent, PP = Pulp/Paper, SD = Sediment, SL = Sludge, SO = Soil, WW = Wastewater, B = Blood/Serum, O = Other _____

Sample Log-In Checklist

Page # 1 of 1

Vista Work Order #: 2105025 TAT STJ

Samples Arrival:	Date/Time <u>05-04-21 0940</u>		Initials: <u>(P)</u>		Location: <u>WR-2</u>		Shelf/Rack: <u>NA</u>	
	Delivered By:	<u>FedEx</u>	UPS	On Trac	GLS	DHL	Hand Delivered	Other
Preservation:	<u>Ice</u>		Blue Ice		Techni Ice	Dry Ice	None	
Temp °C: <u>4.0</u> (uncorrected)	Probe used: Y / <u>N</u>		Thermometer ID: <u>IR-3</u>					
Temp °C: <u>4.5</u> (corrected)								

	YES	NO	NA
Shipping Container(s) Intact?	<input checked="" type="checkbox"/>		
Shipping Custody Seals Intact?	<input checked="" type="checkbox"/>		
Airbill <u>—</u> Trk # <u>78666 9478 0744</u>	<input checked="" type="checkbox"/>		
Shipping Documentation Present?	<input checked="" type="checkbox"/>		
Shipping Container	Vista	<u>Client</u>	Retain
Chain of Custody / Sample Documentation Present?	<input checked="" type="checkbox"/>		
Chain of Custody / Sample Documentation Complete?	<input checked="" type="checkbox"/>		
Holding Time Acceptable?	<input checked="" type="checkbox"/>		
Logged In:	Date/Time <u>05/04/21 13:42</u>	Initials: <u>K2</u>	Location: <u>R-13, WR-2</u> Shelf/Rack: <u>A-2, E-4</u>
COC Anomaly/Sample Acceptance Form completed?		<input checked="" type="checkbox"/>	<input checked="" type="checkbox"/>

Comments:

CoC/Label Reconciliation Report WO# 2105025

LabNumber	CoC Sample ID	SampleAlias	Sample Date/Time	Container	BaseMatrix	Sample Comments
2105025-01	A NH-26		29-Apr-21 15:55	HDPE Bottle, 250 mL	Aqueous	
2105025-01	B NH-26		29-Apr-21 15:55	HDPE Bottle, 250 mL	Aqueous	
2105025-02	A TEC-4		29-Apr-21 15:00	HDPE Bottle, 250 mL	Aqueous	
2105025-02	B TEC-4		29-Apr-21 15:00	HDPE Bottle, 250 mL	Aqueous	
2105025-03	A MW-E		28-Apr-21 14:10	HDPE Bottle, 250 mL	Aqueous	
2105025-03	B MW-E		28-Apr-21 14:10	HDPE Bottle, 250 mL	Aqueous	
2105025-04	A MW-8		29-Apr-21 13:20	HDPE Bottle, 250 mL	Aqueous	
2105025-04	B MW-8		29-Apr-21 13:20	HDPE Bottle, 250 mL	Aqueous	
2105025-05	A NH-7		30-Apr-21 09:25	HDPE Bottle, 250 mL	Aqueous	
2105025-05	B NH-7		30-Apr-21 09:25	HDPE Bottle, 250 mL	Aqueous	
2105025-06	A NH-11		30-Apr-21 10:15	HDPE Bottle, 250 mL	Aqueous	
2105025-06	B NH-11		30-Apr-21 10:15	HDPE Bottle, 250 mL	Aqueous	
2105025-07	A NH-15		30-Apr-21 11:15	HDPE Bottle, 250 mL	Aqueous	
2105025-07	B NH-15		30-Apr-21 11:15	HDPE Bottle, 250 mL	Aqueous	
2105025-08	A NH-12		30-Apr-21 13:35	HDPE Bottle, 250 mL	Aqueous	
2105025-08	B NH-12		30-Apr-21 13:35	HDPE Bottle, 250 mL	Aqueous	
2105025-09	A NH-16		30-Apr-21 12:35	HDPE Bottle, 250 mL	Aqueous	
2105025-09	B NH-16		30-Apr-21 12:35	HDPE Bottle, 250 mL	Aqueous	
2105025-10	A NH-37		28-Apr-21 15:25	HDPE Bottle, 250 mL	Aqueous	
2105025-10	B NH-37		28-Apr-21 15:25	HDPE Bottle, 250 mL	Aqueous	
2105025-11	A Field Blank 1	@S. gate of property	28-Apr-21 13:00	HDPE Bottle, 250 mL	Aqueous	
2105025-12	A Equipment Blank 1		29-Apr-21 12:00	HDPE Bottle, 250 mL	Aqueous	
2105025-12	B Equipment Blank 1		29-Apr-21 12:00	HDPE Bottle, 250 mL	Aqueous	

Checkmarks indicate that information on the COC reconciled with the sample label.
Any discrepancies are noted in the following columns.

	Yes	No	NA
Sample Container Intact?	✓		
Sample Custody Seals Intact?			✓
Adequate Sample Volume?	✓		
Container Type Appropriate for Analysis(es)	✓		

Comments: ① Sample contain light yellow fluorescent tint.
 ② Sample contain light rusty tint.

Preservation Documented: Na₂S₂O₃ Trizma NH₄CH₃CO₂ None Other
AK

Verified by/Date: 12/05/2021

EXTRACTION INFORMATION

Process Sheet

Workorder: **2105025**

Prep Expiration: 2021-05-26

Client: AECOM

Workorder Due: **25-May-21 00:00**

TAT: 21

Method: **537M Wisconsin L/Branched/Total**

Matrix: **Aqueous**

Prep Batch: BIE0081

Version: WI (33 Analytes) Low Spike Limits-EIS
WI

Prep Data Entered: TC 05/13/21
Date and Initials

Initial Sequence: SI0031

LabSampID	A/B	Prep Rec	Spike Rec	ClientSampleID	Comments	Location	Container
2105025-01	A	<input checked="" type="checkbox"/>	<input checked="" type="checkbox"/>	NH-26		R-13 A-2	HDPE Bottle, 250 mL
2105025-02	T	<input checked="" type="checkbox"/>	<input checked="" type="checkbox"/>	TEC-4		R-13 A-2	HDPE Bottle, 250 mL
2105025-03		<input checked="" type="checkbox"/>	<input checked="" type="checkbox"/>	MW-E		R-13 A-2	HDPE Bottle, 250 mL
2105025-04		<input checked="" type="checkbox"/>	<input checked="" type="checkbox"/>	MW-8		R-13 A-2	HDPE Bottle, 250 mL
2105025-05		<input checked="" type="checkbox"/>	<input checked="" type="checkbox"/>	NH-7		R-13 A-2	HDPE Bottle, 250 mL
2105025-06		<input checked="" type="checkbox"/>	<input checked="" type="checkbox"/>	NH-11		R-13 A-2	HDPE Bottle, 250 mL
2105025-07		<input checked="" type="checkbox"/>	<input checked="" type="checkbox"/>	NH-15		R-13 A-2	HDPE Bottle, 250 mL
2105025-08		<input checked="" type="checkbox"/>	<input checked="" type="checkbox"/>	NH-12		R-13 A-2	HDPE Bottle, 250 mL
2105025-09		<input checked="" type="checkbox"/>	<input checked="" type="checkbox"/>	NH-16		R-13 A-2	HDPE Bottle, 250 mL
2105025-10		<input checked="" type="checkbox"/>	<input checked="" type="checkbox"/>	NH-37		R-13 A-2	HDPE Bottle, 250 mL
2105025-11		<input checked="" type="checkbox"/>	<input checked="" type="checkbox"/>	Field Blank 1		R-13 A-2	HDPE Bottle, 250 mL
2105025-12		<input checked="" type="checkbox"/>	<input checked="" type="checkbox"/>	Equipment Blank 1		R-13 A-2	HDPE Bottle, 250 mL

WO Comments: Isolate Samples

Report to MDL

Pre-Prep Check Out: AM 05/12/21

Prep Check Out: NA

Prep Reconciled Initials/Date: AM 05/12/21

Pre-Prep Check In: NA

Prep Check In: NA

Spike Reconciled Initials/Date: NT 05/12/21

VialBoxID: Kota

Matrix: Aqueous

PREPARATION BENCH SHEET

Method: 537M PFAS Wisconsin EIS

Method: 537M Wisconsin L/Branched/Total

B1E0081

Chemist: AM

Prep Date: 05/12/21

Prep Time: 0745

Hood#: 5

Prepared using: Sonication Shaker SPE Extraction Centrifuge ID: C3

Rec Date/Initials: <u>KJ 05/13/2021</u>		Date/Initials: <u>AM 05/12/21</u>		Balance ID: <u>TRMS-9</u>								
Cen	VISTA Sample ID	Rec Vial1	Rec Vial2	pH	Chlorine (Cl)	Bottle + Sample (g)	Bottle Only (g)	Sample Amt. (L)	IS/NS CHEM/WIT DATE	SPE and Reconciliation	ENVI-Carb and Reconciliation	
<input checked="" type="checkbox"/>	B1E0081-BLK1	<input checked="" type="checkbox"/>	<input checked="" type="checkbox"/>	5	0	NA	NA	(0.250)	AM NT 05/08/21	AM 05/12/21	NA	
<input checked="" type="checkbox"/>	B1E0081-BS1	<input checked="" type="checkbox"/>	<input checked="" type="checkbox"/>	5	0	↓	↓	(0.250)				
<input type="checkbox"/>	2104201-16	<input checked="" type="checkbox"/>	<input checked="" type="checkbox"/>	5	0	279.69	27.18	0.25251				
<input type="checkbox"/>	2104201-17	<input checked="" type="checkbox"/>	<input checked="" type="checkbox"/>	5	0	266.07	27.08	0.23899				
<input type="checkbox"/>	2104241-09	<input checked="" type="checkbox"/>	<input checked="" type="checkbox"/>	*85	0	279.59	27.28	0.25231				
<input type="checkbox"/>	2105025-01 (3)	<input checked="" type="checkbox"/>	<input checked="" type="checkbox"/>	6	0	270.70	27.96	0.24274 ✓				
<input type="checkbox"/>	2105025-02	<input checked="" type="checkbox"/>	<input checked="" type="checkbox"/>	6	0	274.49	26.99	0.24750 ✓				
<input type="checkbox"/>	2105025-03	<input checked="" type="checkbox"/>	<input checked="" type="checkbox"/>	5	0	275.58	27.13	0.24845 ✓				
<input type="checkbox"/>	2105025-04 (3)	<input checked="" type="checkbox"/>	<input checked="" type="checkbox"/>	5	0	266.55	26.97	0.23955 ✓				
<input type="checkbox"/>	2105025-05	<input checked="" type="checkbox"/>	<input checked="" type="checkbox"/>	5	0	274.06	27.89	0.24617 ✓				
<input type="checkbox"/>	2105025-06 (3)	<input checked="" type="checkbox"/>	<input checked="" type="checkbox"/>	5	0	266.60	27.16	0.23944 ✓				
<input checked="" type="checkbox"/>	2105025-07 ↓	<input checked="" type="checkbox"/>	<input checked="" type="checkbox"/>	6	0	268.56	26.96	0.24160 ✓				
<input type="checkbox"/>	2105025-08 ↓	<input checked="" type="checkbox"/>	<input checked="" type="checkbox"/>	5	0	278.05	27.82	0.25023 ✓				
<input type="checkbox"/>	2105025-09	<input checked="" type="checkbox"/>	<input checked="" type="checkbox"/>	6	0	277.46	26.95	0.25051 ✓				
<input type="checkbox"/>	2105025-10 (3)	<input checked="" type="checkbox"/>	<input checked="" type="checkbox"/>	6	0	274.97	27.01	0.24796				

IS: <u>2102201 (V23) 10mL</u>	SPE Chem: <u>Strata X-AW 33mm, 200mg/6mL</u>	Notes: <u>*AM 05/12/21</u>
IS SUP: <u>2100601 (V4) 20mL</u>	SPE Lot#: <u>519-006247</u>	<u>(A) 2PK 2004 20mL AM 05/12/21</u>
NS: <u>(A) 2102601 (V5) 1.</u>	ENVI-Carb Lot#: <u>NA</u>	<u>(3) AM 05/12/21</u>
NS SUP: <u>NA</u>	Ele SOLV: <u>MeOH/0.5%NH4OH in MeOH</u>	
	Final Volume(s) <u>1</u> mL	

Comments: Assume 1 g = 1 mL
Cen = Centrifuged
Rec = Reconcile final vial transfer

- 1 = Sample centrifuged twice
- 2 = Sample deeply colored after centrifuge
- 3 = Cartridge sorbent discolored after SPE
- 4 = Sample clogged cartridge, additional cartridge(s) used
- 5 = Sample recombined at final volume

- 6 = Sample took longer to SPE, required stronger vacuum
- 7 = Required Nitrogen line to finish SPE
- 8 = Required Nitrogen line to finish elution
- 9 = Sample arrived with low volume
- 10 = Trizma added to QC (5g/L)

Matrix: Aqueous

PREPARATION BENCH SHEET

Method: 537M PFAS Wisconsin EIS

B1E0081

Method: 537M Wisconsin L/Branched/Total

Chemist: Am

Prep Date: 05/12/21

Prep Time: 0745

Hood#: 5

Prepared using: Sonication Shaker SPE Extraction Centrifuge ID: _____

Rec Date/Initials: KY 05/13/2021 Date/Initials: Am 05/12/21 Balance ID: HRM5-9

Cen	VISTA Sample ID	Rec Vial1	Rec Vial2	pH	Chlorine (Cl)	Bottle + Sample (g)	Bottle Only (g)	Sample Amt. (L)	IS/NS CHEM/WIT DATE	SPE and Reconciliation	ENVI-Carb and Reconciliation
<input type="checkbox"/>	2105025-11	<input checked="" type="checkbox"/>	<input checked="" type="checkbox"/>	5	0	282.76	27.10	0.25566	AM NT 05/12/21	AM 05/12/21	NA
<input type="checkbox"/>	2105025-12	<input checked="" type="checkbox"/>	<input checked="" type="checkbox"/>	5	0	282.43	27.06	0.25537	↓	↓	↓

IS: <u>21D2201 (V23) 10mL</u>	SPE Chem: <u>Strata X-AM 33mm, 200mg/mL</u>	Notes:
IS SUP: <u>21D0601 (V4) 20mL</u>	SPE Lot#: <u>519-006247</u>	
NS: <u>20K2004 20mL</u>	ENVI-Carb Lot#: <u>NA</u>	
NS SUP: <u>NA</u>	Ele SOLV: <u>MeOH/0.5%NH4OH in MeOH</u>	
	Final Volume(s) <u>1</u> mL	

Comments: Assume 1 g = 1 mL
Cen = Centrifuged
Rec = Reconcile final vial transfer

- 1 = Sample centrifuged twice
- 2 = Sample deeply colored after centrifuge
- 3 = Cartridge sorbent discolored after SPE
- 4 = Sample clogged cartridge, additional cartridge(s) used
- 5 = Sample recombined at final volume

- 6 = Sample took longer to SPE, required stronger vacuum
- 7 = Required Nitrogen line to finish SPE
- 8 = Required Nitrogen line to finish elution
- 9 = Sample arrived with low volume
- 10 = Trizma added to QC (5g/L)

Batch: B1E0081

Matrix: Aqueous

LabNumber	WetWeight Initial (L)	% Solids (Extraction Solids)	DryWeight Initial (L)	Final (uL)	Extracted	Ext By	Spike	SpikeAmount (uL)	ClientMatrix	Analysis
2104201-16	0.25251 ✓	N/A	N/A	1000	12-May-21 07:45	AM ✓			Aqueous	537M PFAS Wisconsin EIS
2104201-17	0.23899 ✓			1000	12-May-21 07:45	AM			Aqueous	537M PFAS Wisconsin EIS
2104241-09	0.25231 ✓			1000	12-May-21 07:45	AM			Aqueous	537M PFAS Wisconsin EIS
2105025-01	0.24274 -			1000	12-May-21 07:45	AM			Aqueous	537M Wisconsin L/Branche
2105025-02	0.2475 -			1000	12-May-21 07:45	AM			Aqueous	537M Wisconsin L/Branche
2105025-03	0.24845 -			1000	12-May-21 07:45	AM			Aqueous	537M Wisconsin L/Branche
2105025-04	0.23958 -			1000	12-May-21 07:45	AM			Aqueous	537M Wisconsin L/Branche
2105025-05	0.24617 -			1000	12-May-21 07:45	AM			Aqueous	537M Wisconsin L/Branche
2105025-06	0.23944 -			1000	12-May-21 07:45	AM			Aqueous	537M Wisconsin L/Branche
2105025-07	0.2416 -			1000	12-May-21 07:45	AM			Aqueous	537M Wisconsin L/Branche
2105025-08	0.25023 -			1000	12-May-21 07:45	AM			Aqueous	537M Wisconsin L/Branche
2105025-09	0.25051 -			1000	12-May-21 07:45	AM			Aqueous	537M Wisconsin L/Branche
2105025-10	0.24796 -			1000	12-May-21 07:45	AM			Aqueous	537M Wisconsin L/Branche
2105025-11	0.25566 -			1000	12-May-21 07:45	AM			Aqueous	537M Wisconsin L/Branche
2105025-12	0.25537 -			1000	12-May-21 07:45	AM			Aqueous	537M Wisconsin L/Branche
B1E0081-BLK1	0.25 -			1000	12-May-21 07:45	AM				QC
B1E0081-BS1	0.25 -			1000	12-May-21 07:45	AM ✓	20K2004 ✓	20 ✓		QC

All bolded data on report verified against written benchsheet by (initial/date) TC 05/13/21

Sample Data – PFAS Isotope Dilution Method

Dataset: Z:\Projects\PFAS.PRO\Results\210515M2\210515M2-46-56.qld

Last Altered: Thursday, May 20, 2021 12:41:19 Pacific Daylight Time

Printed: Thursday, May 20, 2021 12:42:52 Pacific Daylight Time

Name: 210515M2_46, Date: 15-May-2021, Time: 21:41:20, ID: B1E0081-BLK1 0.25, Description: Method Blank

#	Name	Trace	Area	IS Area	wt/vol	Pred.RT	RT	Response	Std. Conc	Conc.	%Rec	Ion Ratio	Ratio Out?
1	1 PFBA	213.0 > 169.0		2.627e3	0.250	1.25							
2	5 PFPeA	263.1 > 218.9		3.198e3	0.250	2.19							
3	7 PFBS	299.0 > 79.7		9.353e2	0.250	2.48							YES
4	10 4:2 FTS	327.0 > 306.9		8.587e2	0.250	2.92							YES
5	11 PFHxA	313.0 > 269.0		4.879e3	0.250	3.00							YES
6	12 PFPeS	349.0 > 80.0		9.353e2	0.250	3.20							YES
7	51 13C3-PFBA-EIS	216.1 > 171.8	2.627e3		0.250	1.27	1.25	2626.783	12.5	44.490	89.0		
8	52 13C3-PFPeA-EIS	266.0 > 221.8	3.198e3		0.250	2.19	2.19	3198.351	12.5	42.331	84.7		
9	53 13C3-PFBS-EIS	302.0 > 98.9	9.353e2		0.250	2.48	2.48	935.304	12.5	43.382	86.8		
10	55 13C2-4:2 FTS-EIS	329 > 79.9	8.587e2		0.250	2.92	2.92	858.713	12.5	43.229	86.5		
11	56 13C2-PFHxA-EIS	315.0 > 270.0	4.879e3		0.250	3.01	3.00	4879.387	12.5	40.551	81.1		
12	53 13C3-PFBS-EIS	302.0 > 98.9	9.353e2		0.250	2.48	2.48	935.304	12.5	43.382	86.8		
13	-1												
14	13 HFPO-DA	284.9 > 168.9		2.255e2	0.250	3.21							YES
15	15 PFHpA	363.0 > 318.9		2.976e3	0.250	3.61							YES
16	17 L-PFHxS	399 > 80.0		1.731e3	0.250	3.75							YES
17	18 Br-PFHxS	399 > 80.0		1.731e3	0.250	3.60							YES
18	77 Total PFHxS	399 > 80	0.000e0		0.250	3.75		0.000					
19	16 ADONA	376.8 > 250.9		2.976e3	0.250	3.70							YES
20	54 13C3-HFPO-DA-EIS	287.0 > 169	2.255e2		0.250	3.21	3.21	225.475	12.5	46.528	93.1		
21	57 13C4-PFHpA-EIS	367.2 > 321.8	2.976e3		0.250	3.61	3.61	2975.830	12.5	42.063	84.1		
22	58 13C3-PFHxS-EIS	401.8 > 79.9	1.731e3		0.250	3.76	3.75	1731.258	12.5	42.857	85.7		
23	58 13C3-PFHxS-EIS	401.8 > 79.9	1.731e3		0.250	3.76	3.75	1731.258	12.5	42.857	85.7		
24	58 13C3-PFHxS-EIS	401.8 > 79.9	1.731e3		0.250	3.76	3.75	1731.258	12.5	42.857	85.7		
25	57 13C4-PFHpA-EIS	367.2 > 321.8	2.976e3		0.250	3.61	3.61	2975.830	12.5	42.063	84.1		
26	-1												
27	19 6:2 FTS	427 > 407.0		9.673e2	0.250	4.07							YES
28	23 PFHpS	448.9 > 80.0		1.824e3	0.250	4.23							YES
29	20 L-PFOA	412.8 > 368.9	8.160e1	5.967e3	0.250	4.13	4.13	0.171				3.224	NO
30	21 Br-PFOA	412.8 > 368.9		5.967e3	0.250	3.96							YES
31	78 Total PFOA	412.8 > 368.9	8.160e1		0.250	4.11		0.000					
32	25 PFNA	463.0 > 418.8		5.913e3	0.250	4.57							YES
33	59 13C2-6:2 FTS-EIS	429.0 > 79.9	9.673e2		0.250	4.07	4.07	967.336	12.5	42.690	85.4		
34	63 13C8-PFOS-EIS	507.0 > 80	1.824e3		0.250	4.66	4.65	1824.204	12.5	38.234	76.5		
35	62 13C2-PFOA-EIS	414.9 > 369.7	5.967e3		0.250	4.13	4.13	5966.505	12.5	39.781	79.6		
36	62 13C2-PFOA-EIS	414.9 > 369.7	5.967e3		0.250	4.13	4.13	5966.505	12.5	39.781	79.6		

Vista Analytical Laboratory L36

OC 5/21/2021

Dataset: Z:\Projects\PFAS.PRO\Results\210515M2\210515M2-46-56.qld

Last Altered: Thursday, May 20, 2021 12:41:19 Pacific Daylight Time

Printed: Thursday, May 20, 2021 12:42:52 Pacific Daylight Time

Name: 210515M2_46, Date: 15-May-2021, Time: 21:41:20, ID: B1E0081-BLK1 0.25, Description: Method Blank

#	Name	Trace	Area	IS Area	wt/vol	Pred.RT	RT	Response	Std. Conc	Conc.	%Rec	Ion Ratio	Ratio Out?
37	62 13C2-PFOA-EIS	414.9 > 369.7	5.967e3		0.250	4.13	4.13	5966.505	12.5	39.781	79.6		
38	60 13C5-PFNA-EIS	468.2 > 422.9	5.913e3		0.250	4.58	4.57	5913.084	12.5	42.264	84.5		
39	-1												
40	26 PFOSA	498.0 > 78.0		1.798e3	0.250	4.62							YES
41	27 L-PFOS	499 > 79.9		1.824e3	0.250	4.65							YES
42	28 Br-PFOS	499 > 79.9		1.824e3	0.250	4.47							YES
43	79 Total PFOS	499 > 79.9	0.000e0		0.250	4.69		0.000					
44	29 9Cl-PF3ONS	530.9>351		1.824e3	0.250	4.87							YES
45	30 PFDA	513 > 468.8		5.333e3	0.250	4.95							YES
46	61 13C8-PFOSA-EIS	506. > 78	1.798e3		0.250	4.63	4.62	1798.243	12.5	25.198	50.4		
47	63 13C8-PFOS-EIS	507.0 > 80	1.824e3		0.250	4.66	4.65	1824.204	12.5	38.234	76.5		
48	63 13C8-PFOS-EIS	507.0 > 80	1.824e3		0.250	4.66	4.65	1824.204	12.5	38.234	76.5		
49	63 13C8-PFOS-EIS	507.0 > 80	1.824e3		0.250	4.66	4.65	1824.204	12.5	38.234	76.5		
50	63 13C8-PFOS-EIS	507.0 > 80	1.824e3		0.250	4.66	4.65	1824.204	12.5	38.234	76.5		
51	64 13C2-PFDA-EIS	515.1 > 469.9	5.333e3		0.250	4.96	4.95	5333.304	12.5	35.929	71.9		
52	-1												
53	31 8:2 FTS	527 > 507.0		1.047e3	0.250	4.92							YES
54	32 PFNS	548.9 > 79.9		1.824e3	0.250	5.01							YES
55	33 L-MeFOSAA	570 > 419		4.921e3	0.250	5.10							YES
56	34 Br-MeFOSAA	570. > 419		4.921e3	0.250	4.90							YES
57	80 Total N-MeFOSAA	570. > 419	0.000e0		0.250	5.11		0.000					
58	37 PFUdA	563.0 > 518.9		8.472e3	0.250	5.28							YES
59	65 13C2-8:2 FTS-EIS	529 > 79.9	1.047e3		0.250	4.93	4.92	1046.916	12.5	36.454	72.9		
60	63 13C8-PFOS-EIS	507.0 > 80	1.824e3		0.250	4.66	4.65	1824.204	12.5	38.234	76.5		
61	66 d3-N-MeFOSAA-EIS	573 > 419	4.921e3		0.250	5.11	5.10	4921.210	12.5	35.447	70.9		
62	66 d3-N-MeFOSAA-EIS	573 > 419	4.921e3		0.250	5.11	5.10	4921.210	12.5	35.447	70.9		
63	66 d3-N-MeFOSAA-EIS	573 > 419	4.921e3		0.250	5.11	5.10	4921.210	12.5	35.447	70.9		
64	67 13C2-PFUdA-EIS	565 > 519.8	8.472e3		0.250	5.29	5.28	8471.739	12.5	35.787	71.6		
65	-1												
66	35 L-EtFOSAA	584 > 419		3.993e3	0.250	5.26							YES
67	36 Br-ETFOSAA	584 > 419		3.993e3	0.250	5.05							YES
68	81 Total N-EtFOSAA	584 > 419	0.000e0		0.250	5.27		0.000					
69	38 PFDS	599.0 > 80.0		1.824e3	0.250	5.32							YES
70	39 11Cl-PF3OUdS	630.9 > 450.9		9.410e3	0.250	5.51							YES
71	40 10:2 FTS	626.9 > 607		7.294e2	0.250	5.55							YES
72	68 d5-N-EtFOSAA-EIS	589 > 419	3.993e3		0.250	5.27	5.26	3993.461	12.5	34.003	68.0		

Dataset: Z:\Projects\PFAS.PRO\Results\210515M2\210515M2-46-56.qld

Last Altered: Thursday, May 20, 2021 12:41:19 Pacific Daylight Time

Printed: Thursday, May 20, 2021 12:42:52 Pacific Daylight Time

Name: 210515M2_46, Date: 15-May-2021, Time: 21:41:20, ID: B1E0081-BLK1 0.25, Description: Method Blank

#	Name	Trace	Area	IS Area	wt/vol	Pred.RT	RT	Response	Std. Conc	Conc.	%Rec	Ion Ratio	Ratio Out?
73	68 d5-N-EtFOSAA-EIS	589 > 419	3.993e3		0.250	5.27	5.26	3993.461	12.5	34.003	68.0		
74	68 d5-N-EtFOSAA-EIS	589 > 419	3.993e3		0.250	5.27	5.26	3993.461	12.5	34.003	68.0		
75	63 13C8-PFOS-EIS	507.0 > 80	1.824e3		0.250	4.66	4.65	1824.204	12.5	38.234	76.5		
76	69 13C2-PFDoA-EIS	615 > 570	9.410e3		0.250	5.58	5.57	9410.388	12.5	34.490	69.0		
77	70 13C2-10:2 FTS-EIS	633 > 79.9	7.294e2		0.250	5.56	5.55	729.427	12.5	31.124	62.2		
78	-1												
79	41 PFDoA	612.9 > 569.0		9.410e3	0.250	5.57							YES
80	42 N-MeFOSA	511.9 > 169		2.094e3	0.250	5.64							YES
81	43 PFTrDA	662.9 > 618.9		9.410e3	0.250	5.83							YES
82	44 PFDoS	698.9 > 80		6.247e3	0.250	5.86							YES
83	45 PFTeDA	713.0 > 669.0		6.247e3	0.250	6.05							YES
84	46 N-EtFOSA	526 > 169		2.701e3	0.250	6.07							YES
85	69 13C2-PFDoA-EIS	615 > 570	9.410e3		0.250	5.58	5.57	9410.388	12.5	34.490	69.0		
86	71 d3-N-MeFOSA-EIS	515.2 > 168.9	2.094e3		0.250	5.66	5.66	2094.145	149.2	112.562	18.9		
87	69 13C2-PFDoA-EIS	615 > 570	9.410e3		0.250	5.58	5.57	9410.388	12.5	34.490	69.0		
88	72 13C2-PFTeDA-EIS	715.1 > 669.7	6.247e3		0.250	6.06	6.05	6246.883	12.5	35.295	70.6		
89	72 13C2-PFTeDA-EIS	715.1 > 669.7	6.247e3		0.250	6.06	6.05	6246.883	12.5	35.295	70.6		
90	73 d5-N-ETFOSA-EIS	531.1 > 168.9	2.701e3		0.250	6.09	6.09	2701.131	149.2	110.784	18.6		
91	-1												
92	47 PFHxDA	813.1 > 768.6	2.907e1	8.525e3	0.250	6.39	6.38	0.043					YES
93	48 PFODA	913 > 869	2.586e1	8.525e3	0.250	6.60	6.38	0.038					
94	49 N-MeFOSE	616 > 59		2.824e3	0.250	6.25							
95	50 N-EtFOSE	630.1 > 58.9		2.923e3	0.250	6.40							
96	82 TDCA	498.3>106.9			0.250	4.91							YES
97	63 13C8-PFOS-EIS	507.0 > 80	1.824e3		0.250	4.66	4.65	1824.204	12.5	38.234	76.5		
98	74 13C2-PFHxDA-EIS	815 > 769.7	8.525e3		0.250	6.39	6.39	8525.063	12.5	35.762	71.5		
99	74 13C2-PFHxDA-EIS	815 > 769.7	8.525e3		0.250	6.39	6.39	8525.063	12.5	35.762	71.5		
100	75 d7-N-MeFOSE-EIS	623.1 > 58.9	2.824e3		0.250	6.26	6.25	2823.917	149.2	233.748	39.2		
101	76 d9-N-EtFOSE-EIS	639.2 > 58.8	2.923e3		0.250	6.41	6.40	2923.052	149.2	210.082	35.2		
102	63 13C8-PFOS-EIS	507.0 > 80	1.824e3		0.250	4.66	4.65	1824.204	12.5	38.234	76.5		

Dataset: Z:\Projects\PFAS.PRO\Results\210515M2\210515M2-46-56.qld

Last Altered: Thursday, May 20, 2021 12:41:19 Pacific Daylight Time

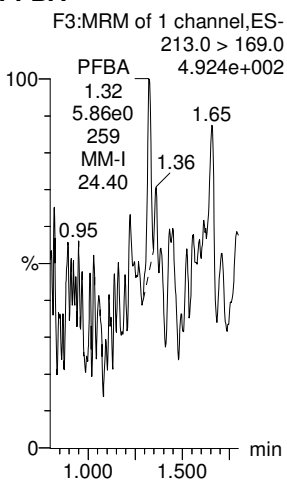
Printed: Thursday, May 20, 2021 12:42:52 Pacific Daylight Time

Method: Z:\Projects\PFAS.PRO\MethDB\PFAS_FULL_80C_051521.mdb 17 May 2021 08:41:05

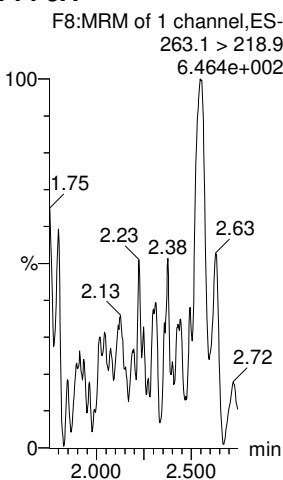
Calibration: Z:\Projects\PFAS.PRO\CurveDB\C18_VAL-PFAS_Q4_05-15-21.cdb 17 May 2021 09:24:52

Name: 210515M2_46, Date: 15-May-2021, Time: 21:41:20, ID: B1E0081-BLK1 0.25, Description: Method Blank

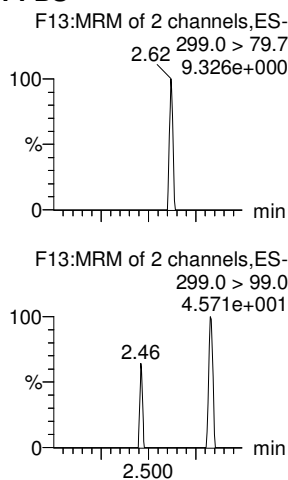
PFBA



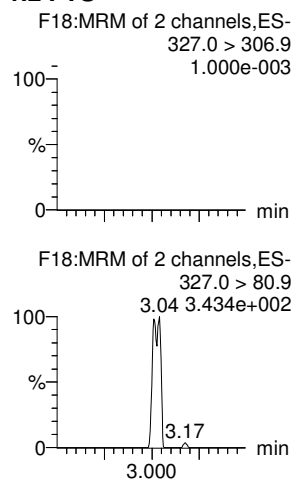
PFPeA



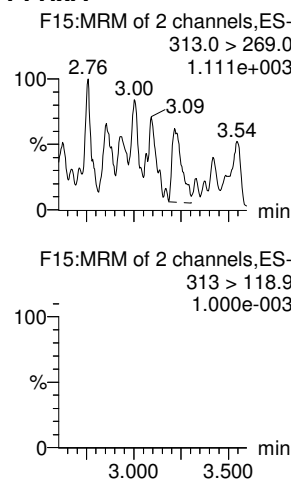
PFBS



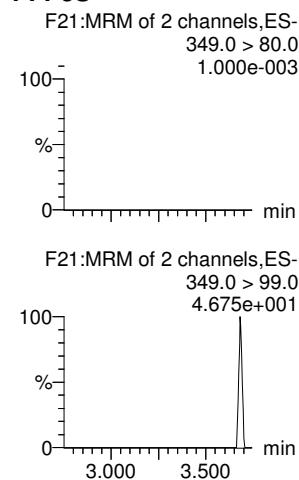
4:2 FTS



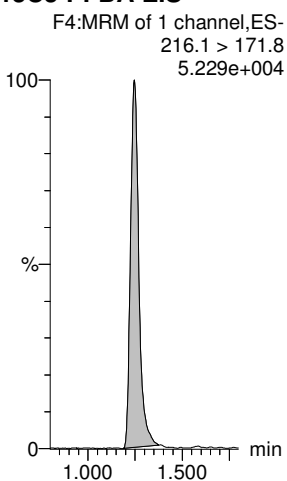
PFHxA



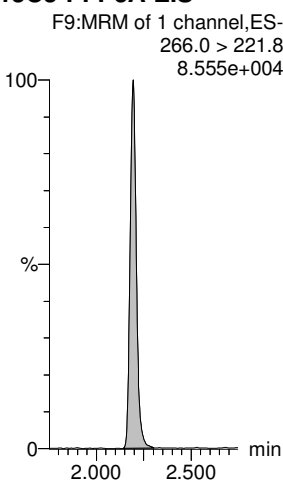
PFPeS



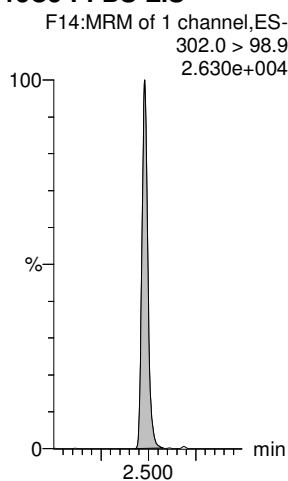
13C3-PFBA-EIS



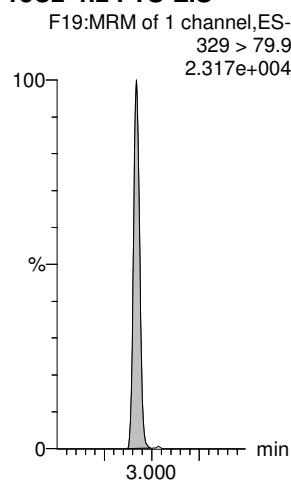
13C3-PFPeA-EIS



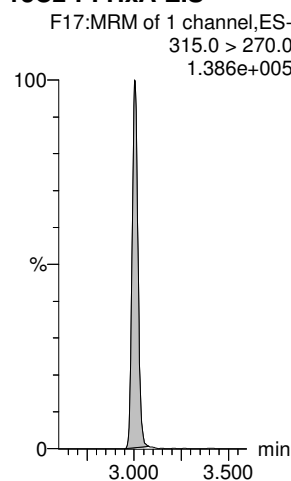
13C3-PFBS-EIS



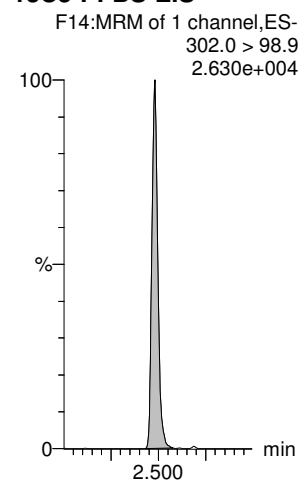
13C2-4:2 FTS-EIS



13C2-PFHxA-EIS



13C3-PFBS-EIS



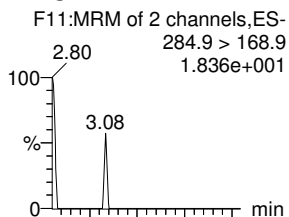
Dataset: Z:\Projects\PFAS.PRO\Results\210515M2\210515M2-46-56.qld

Last Altered: Thursday, May 20, 2021 12:41:19 Pacific Daylight Time

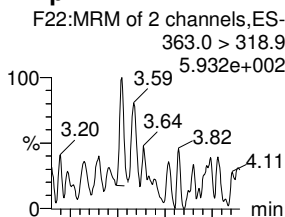
Printed: Thursday, May 20, 2021 12:42:52 Pacific Daylight Time

Name: 210515M2_46, Date: 15-May-2021, Time: 21:41:20, ID: B1E0081-BLK1 0.25, Description: Method Blank

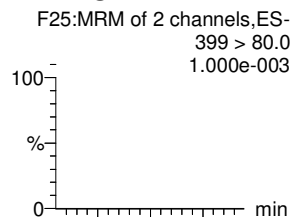
HFPO-DA



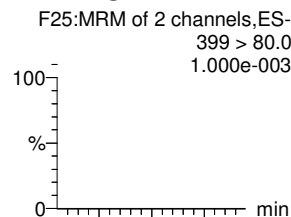
PFHpA



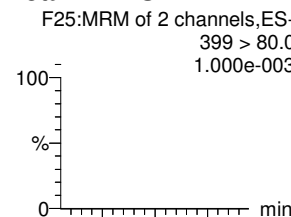
L-PFHxS



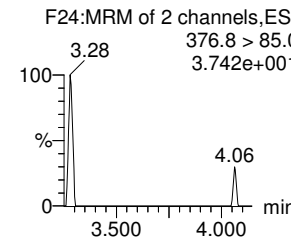
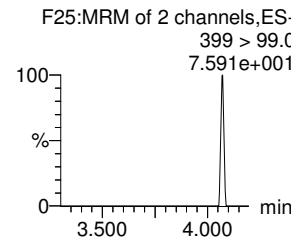
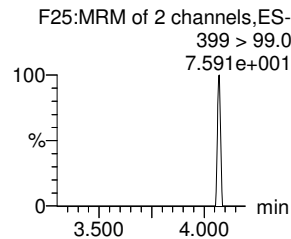
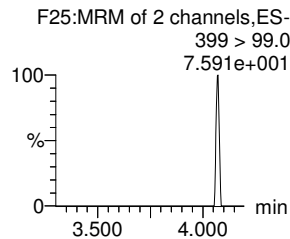
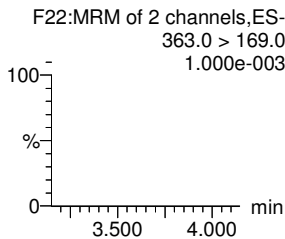
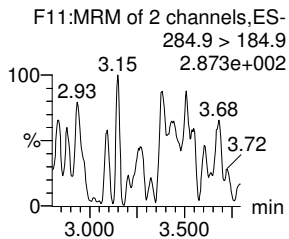
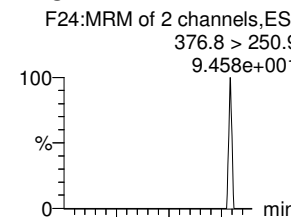
Br-PFHxS



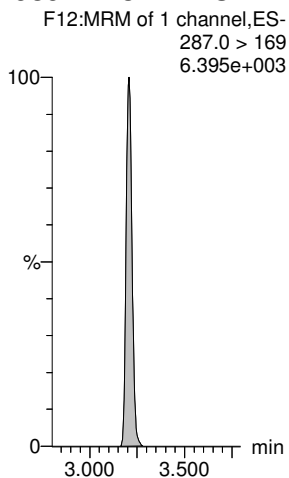
Total PFHxS



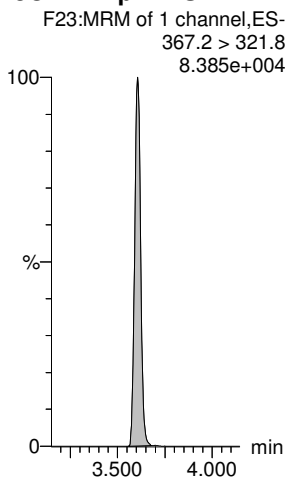
ADONA



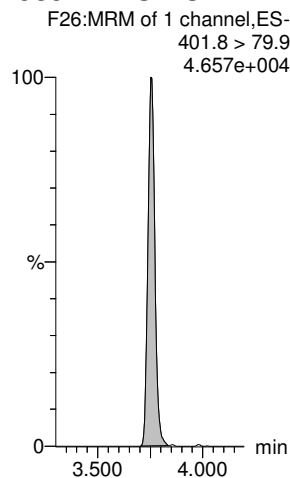
13C3-HFPO-DA-EIS



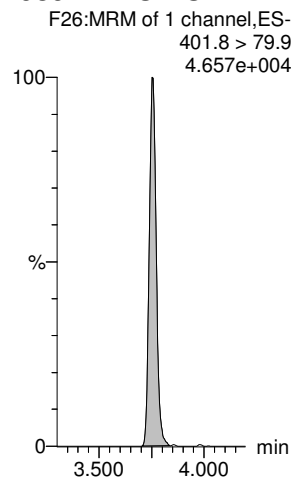
13C4-PFHpA-EIS



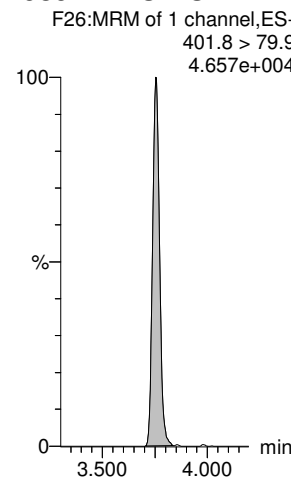
13C3-PFHxS-EIS



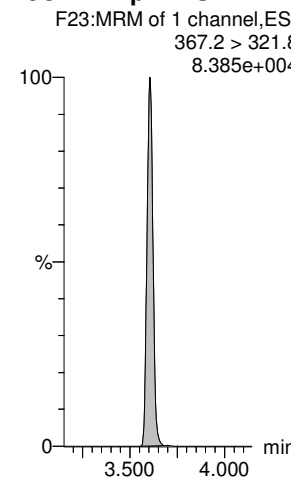
13C3-PFHxS-EIS



13C3-PFHxS-EIS



13C4-PFHpA-EIS



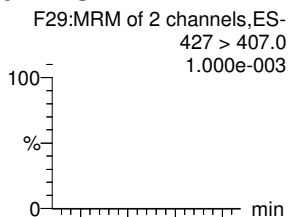
Dataset: Z:\Projects\PFAS.PRO\Results\210515M2\210515M2-46-56.qld

Last Altered: Thursday, May 20, 2021 12:41:19 Pacific Daylight Time

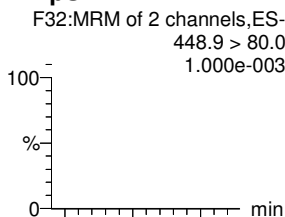
Printed: Thursday, May 20, 2021 12:42:52 Pacific Daylight Time

Name: 210515M2_46, Date: 15-May-2021, Time: 21:41:20, ID: B1E0081-BLK1 0.25, Description: Method Blank

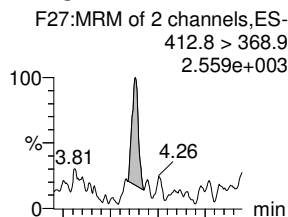
6:2 FTS



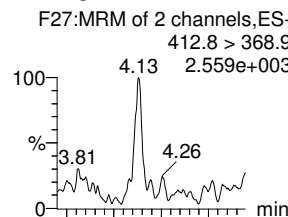
PFHpS



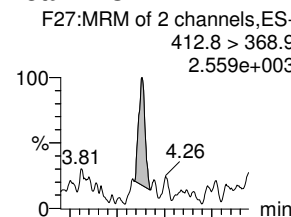
L-PFOA



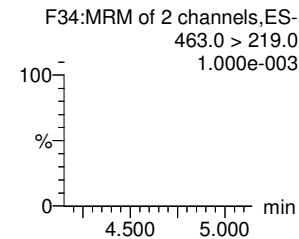
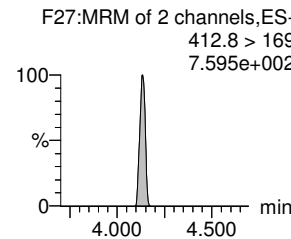
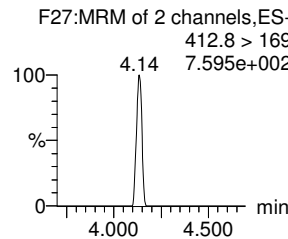
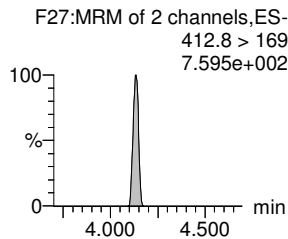
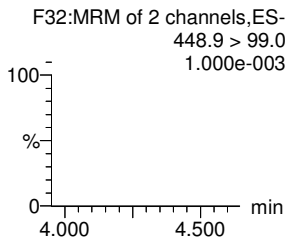
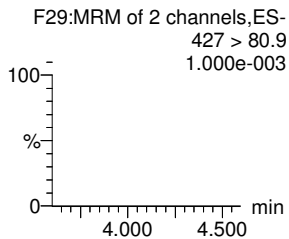
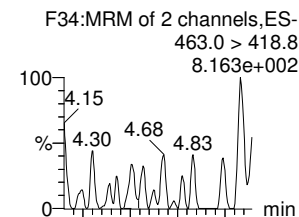
Br-PFOA



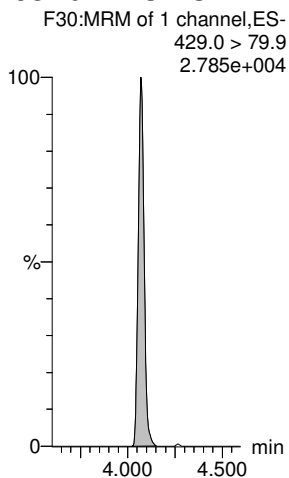
Total PFOA



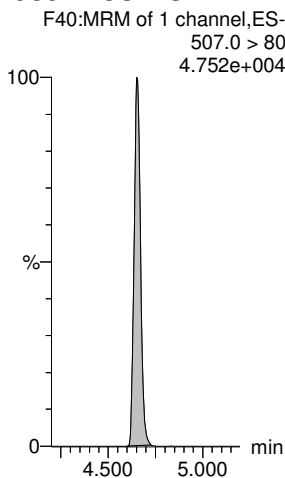
PFNA



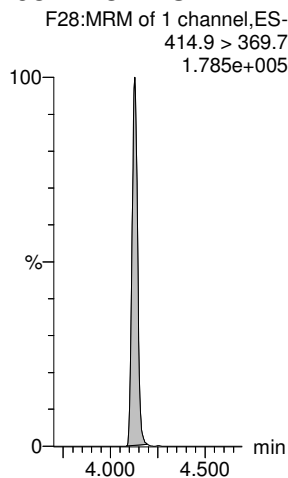
13C2-6:2 FTS-EIS



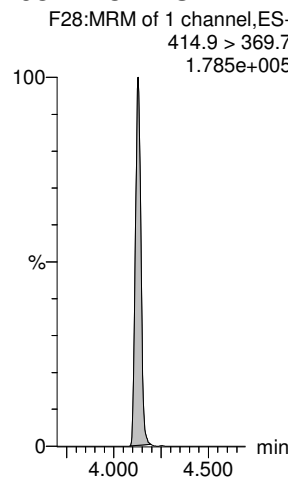
13C8-PFOS-EIS



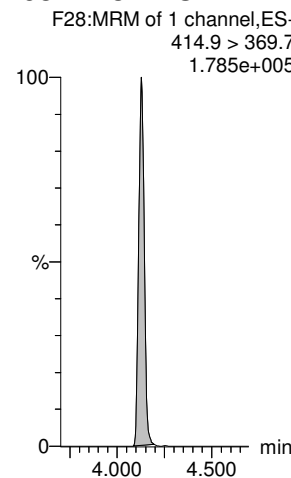
13C2-PFOA-EIS



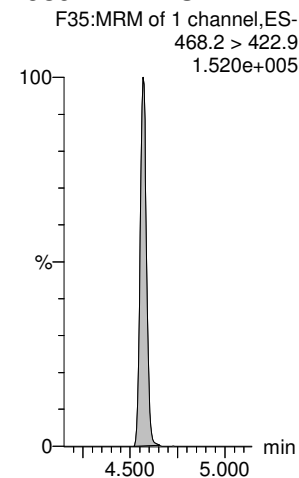
13C2-PFOA-EIS



13C2-PFOA-EIS



13C5-PFNA-EIS

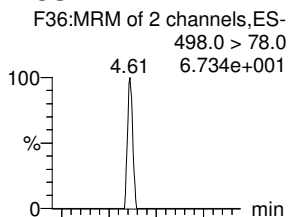


Dataset: Z:\Projects\PFAS.PRO\Results\210515M2\210515M2-46-56.qld

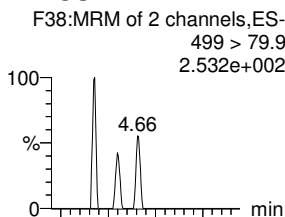
Last Altered: Thursday, May 20, 2021 12:41:19 Pacific Daylight Time
Printed: Thursday, May 20, 2021 12:42:52 Pacific Daylight Time

Name: 210515M2_46, Date: 15-May-2021, Time: 21:41:20, ID: B1E0081-BLK1 0.25, Description: Method Blank

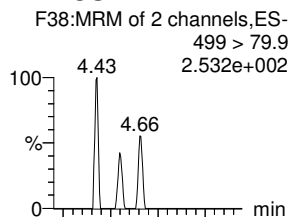
PFOSA



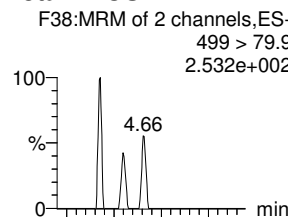
L-PFOS



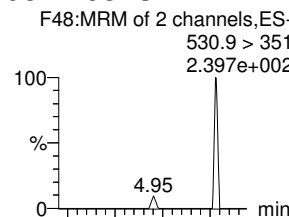
Br-PFOS



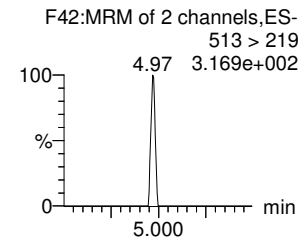
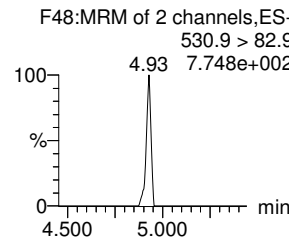
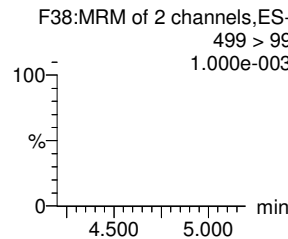
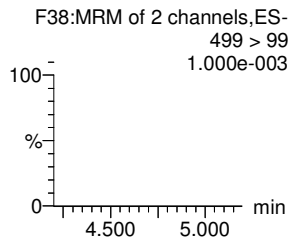
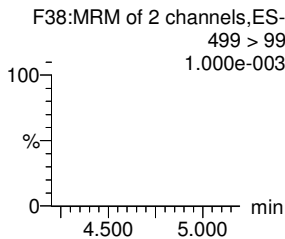
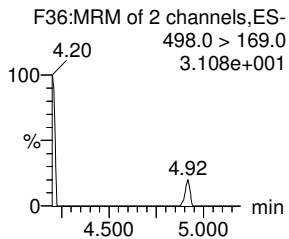
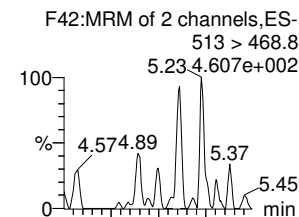
Total PFOS



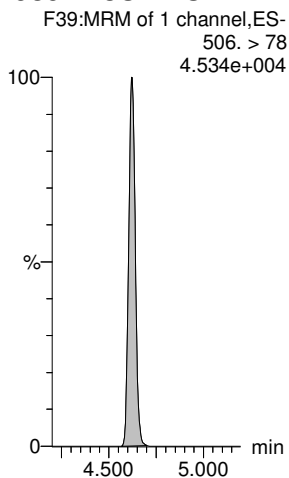
9CI-PF3ONS



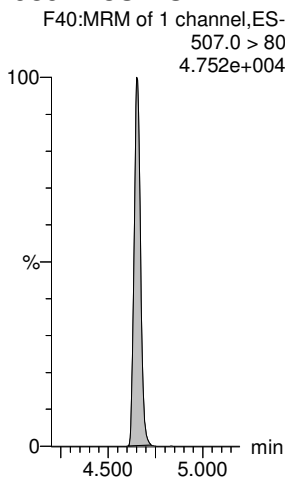
PFDA



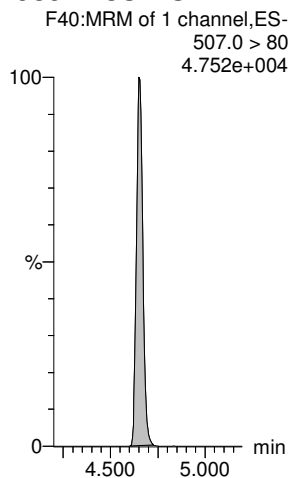
13C8-PFOSA-EIS



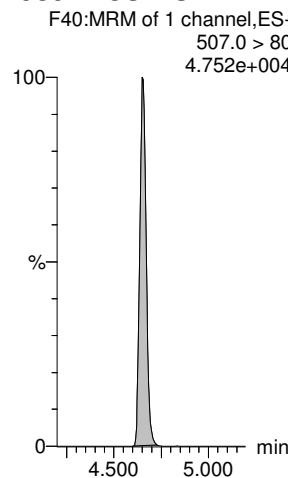
13C8-PFOS-EIS



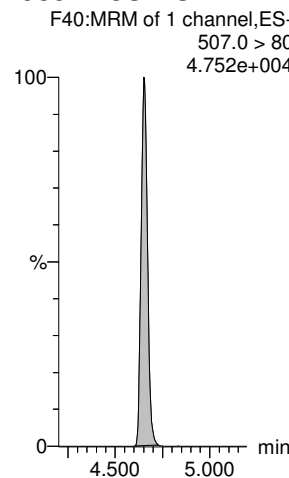
13C8-PFOS-EIS



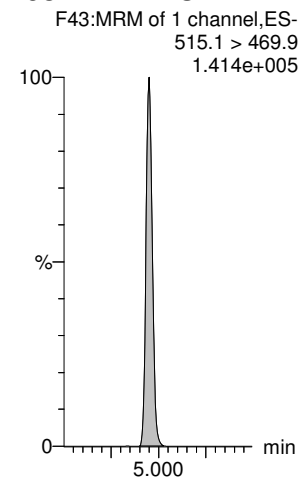
13C8-PFOS-EIS



13C8-PFOS-EIS



13C2-PFDA-EIS

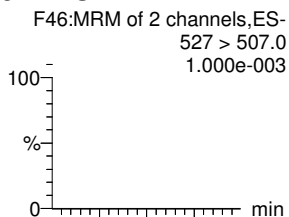


Dataset: Z:\Projects\PFAS.PRO\Results\210515M2\210515M2-46-56.qld

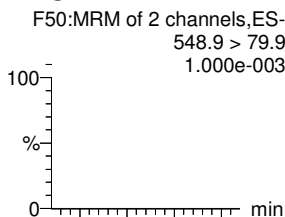
Last Altered: Thursday, May 20, 2021 12:41:19 Pacific Daylight Time
Printed: Thursday, May 20, 2021 12:42:52 Pacific Daylight Time

Name: 210515M2_46, Date: 15-May-2021, Time: 21:41:20, ID: B1E0081-BLK1 0.25, Description: Method Blank

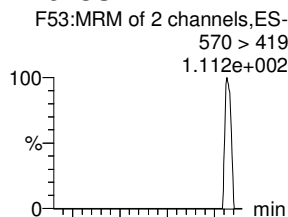
8:2 FTS



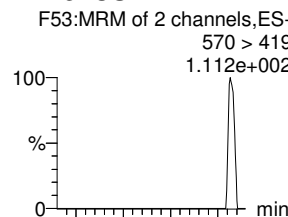
PFNS



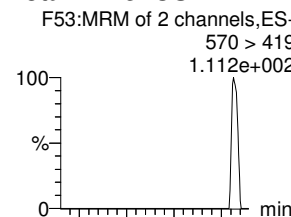
L-MeFOSAA



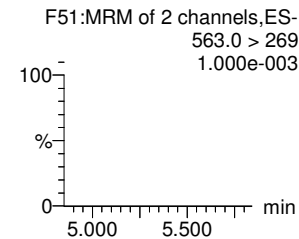
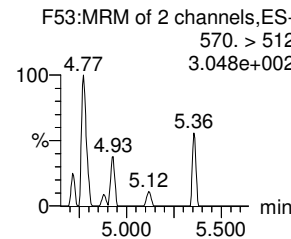
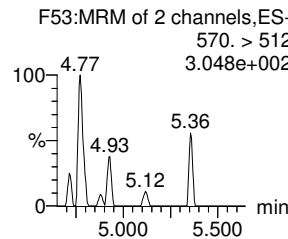
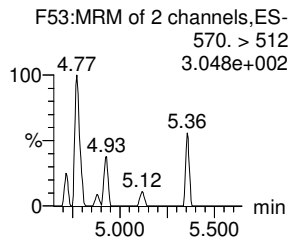
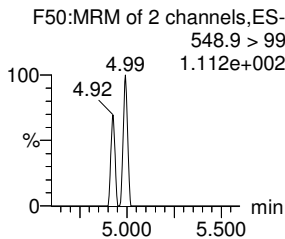
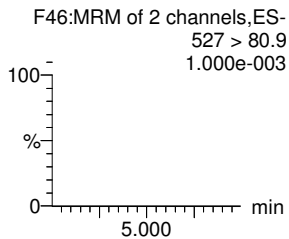
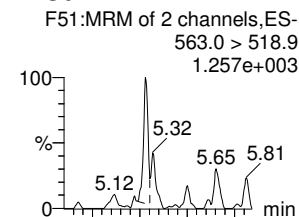
Br-MeFOSAA



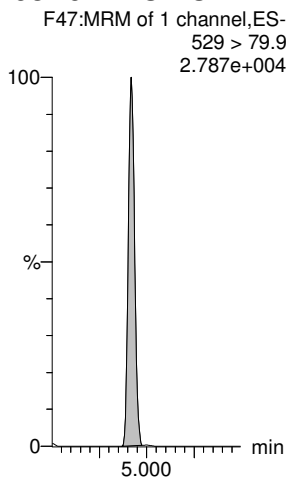
Total N-MeFOSAA



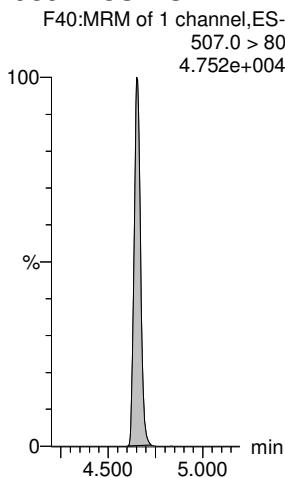
PFUdA



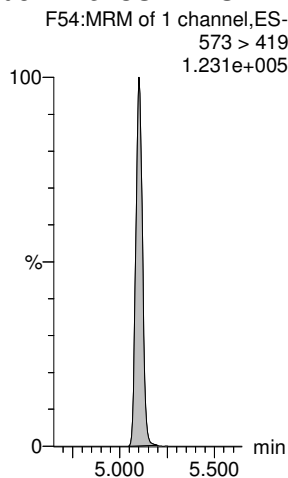
13C2-8:2 FTS-EIS



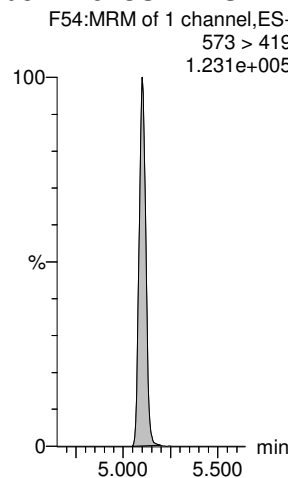
13C8-PFOS-EIS



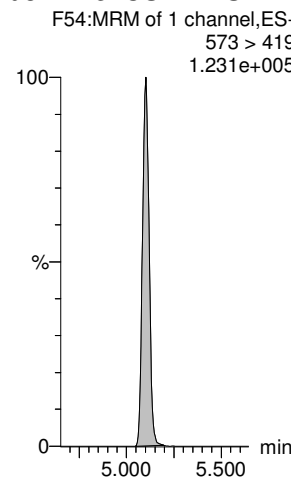
d3-N-MeFOSAA-EIS



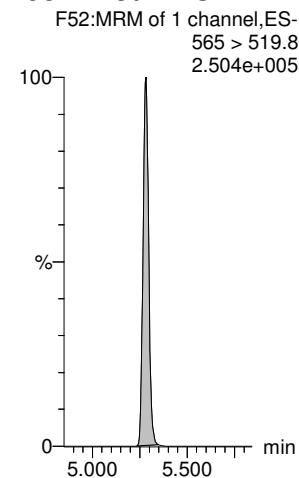
d3-N-MeFOSAA-EIS



d3-N-MeFOSAA-EIS



13C2-PFUdA-EIS



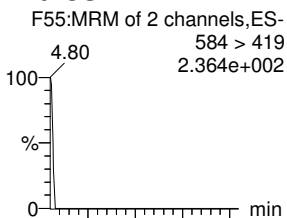
Dataset: Z:\Projects\PFAS.PRO\Results\210515M2\210515M2-46-56.qld

Last Altered: Thursday, May 20, 2021 12:41:19 Pacific Daylight Time

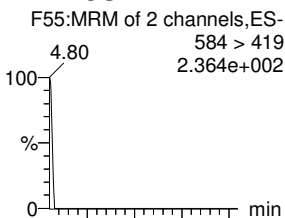
Printed: Thursday, May 20, 2021 12:42:52 Pacific Daylight Time

Name: 210515M2_46, Date: 15-May-2021, Time: 21:41:20, ID: B1E0081-BLK1 0.25, Description: Method Blank

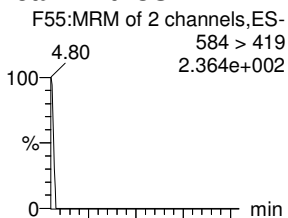
L-EtFOSAA



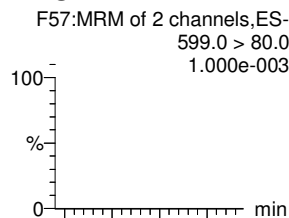
Br-ETFOSAA



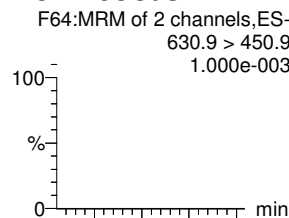
Total N-EtFOSAA



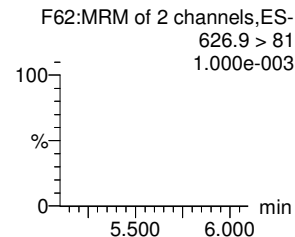
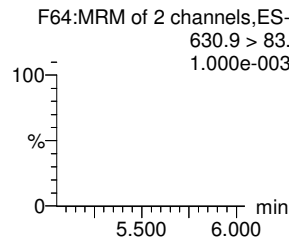
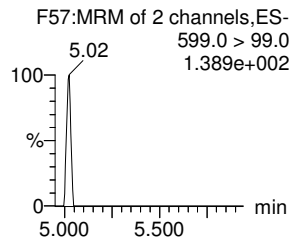
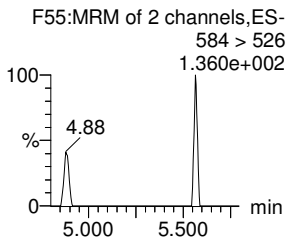
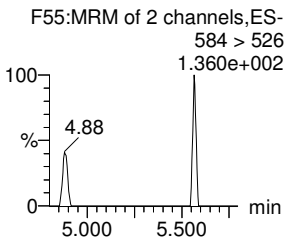
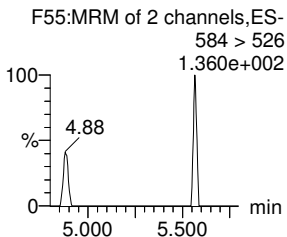
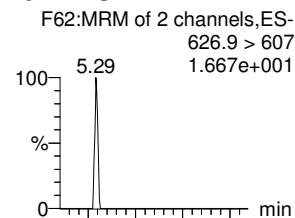
PFDS



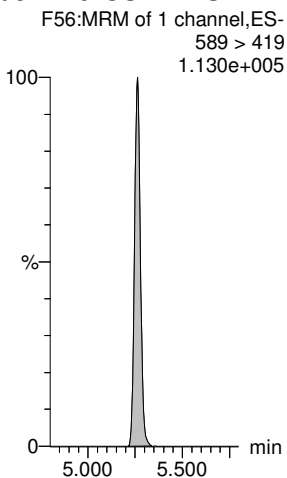
11Cl-PF3OUdS



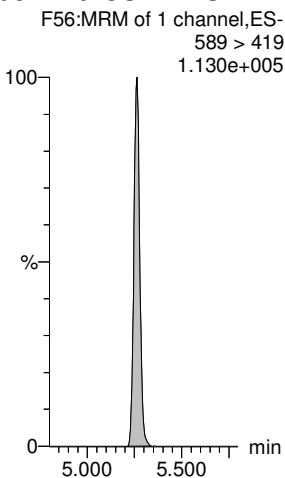
10:2 FTS



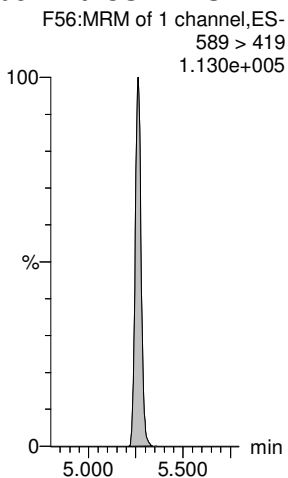
d5-N-EtFOSAA-EIS



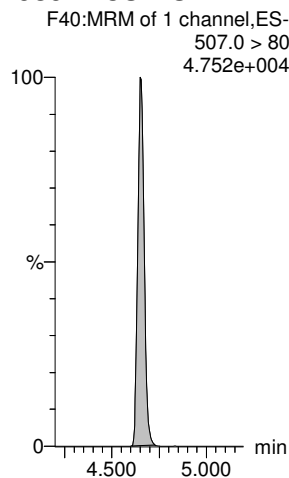
d5-N-EtFOSAA-EIS



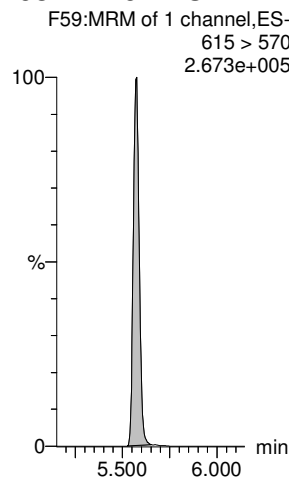
d5-N-EtFOSAA-EIS



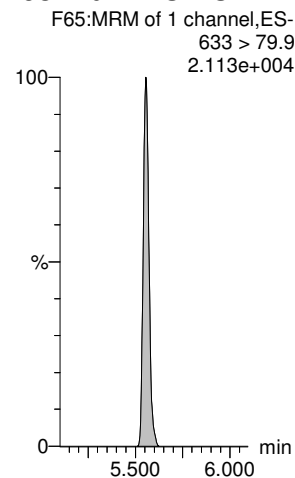
13C8-PFOS-EIS



13C2-PFDaA-EIS



13C2-10:2 FTS-EIS



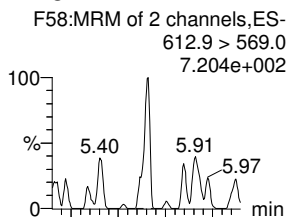
Dataset: Z:\Projects\PFAS.PRO\Results\210515M2\210515M2-46-56.qld

Last Altered: Thursday, May 20, 2021 12:41:19 Pacific Daylight Time

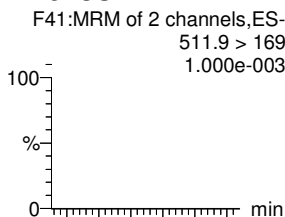
Printed: Thursday, May 20, 2021 12:42:52 Pacific Daylight Time

Name: 210515M2_46, Date: 15-May-2021, Time: 21:41:20, ID: B1E0081-BLK1 0.25, Description: Method Blank

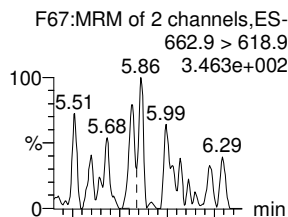
PFDoA



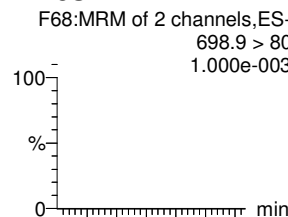
N-MeFOSA



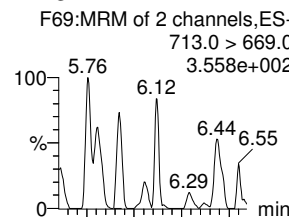
PFTrDA



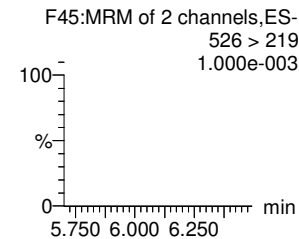
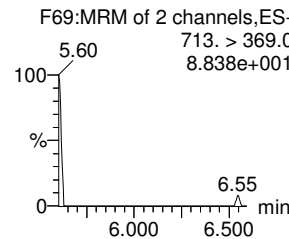
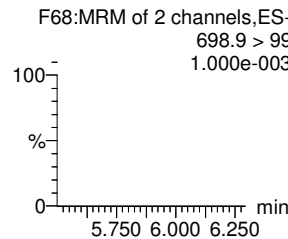
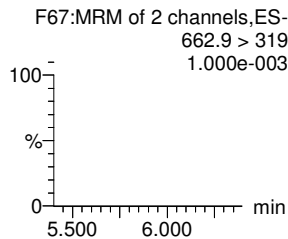
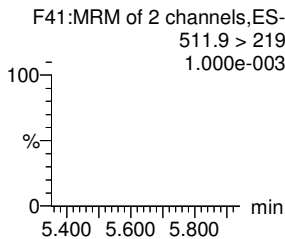
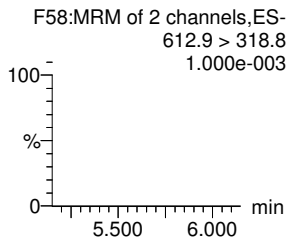
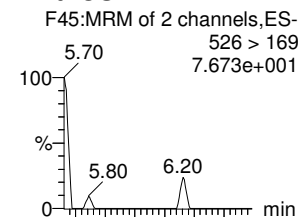
PFDoS



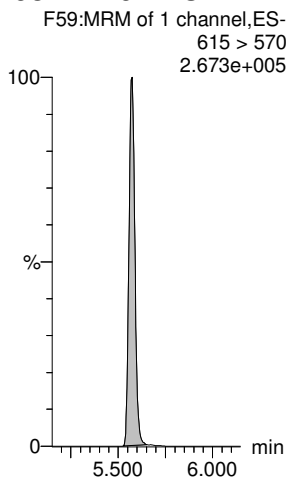
PFTeDA



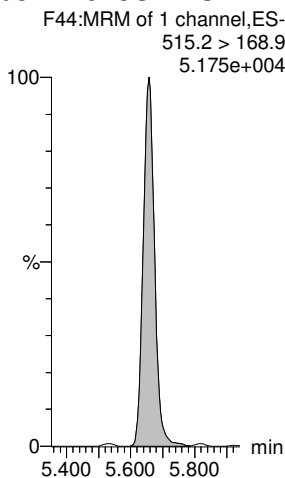
N-EtFOSA



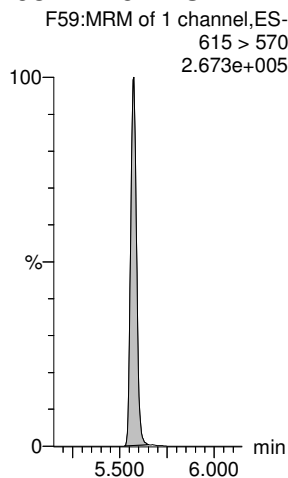
13C2-PFDoA-EIS



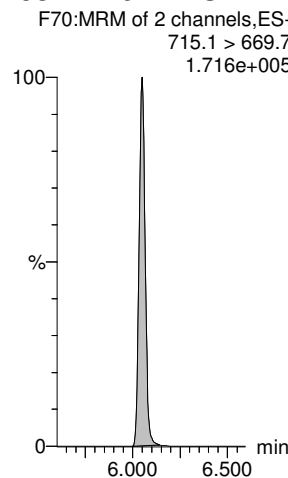
d3-N-MeFOSA-EIS



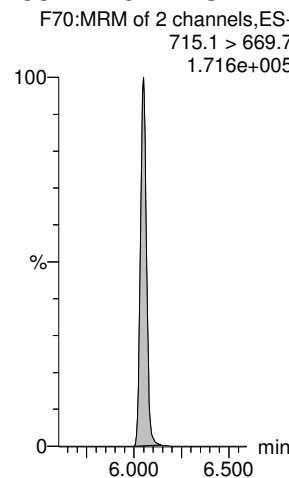
13C2-PFDoA-EIS



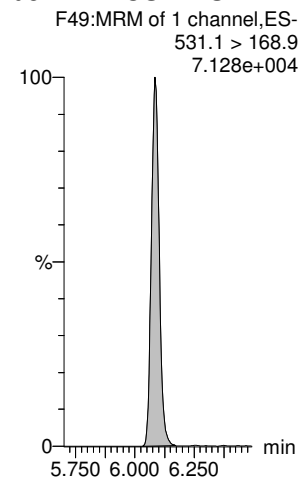
13C2-PFTeDA-EIS



13C2-PFTeDA-EIS



d5-N-ETFOSA-EIS



Dataset: Z:\Projects\PFAS.PRO\Results\210515M2\210515M2-46-56.qld

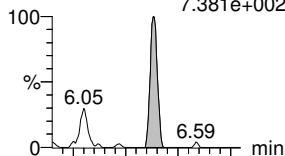
Last Altered: Thursday, May 20, 2021 12:41:19 Pacific Daylight Time

Printed: Thursday, May 20, 2021 12:42:52 Pacific Daylight Time

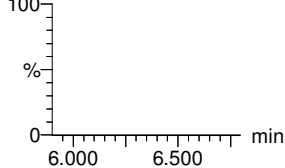
Name: 210515M2_46, Date: 15-May-2021, Time: 21:41:20, ID: B1E0081-BLK1 0.25, Description: Method Blank

PFHxDA

F71:MRM of 2 channels,ES-
813.1 > 768.6
7.381e+002

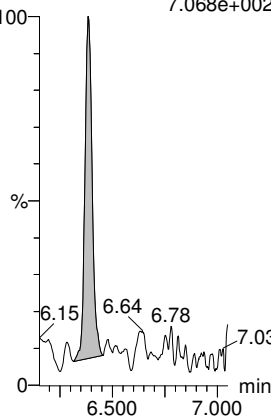


F71:MRM of 2 channels,ES-
813.1 > 219
1.000e-003



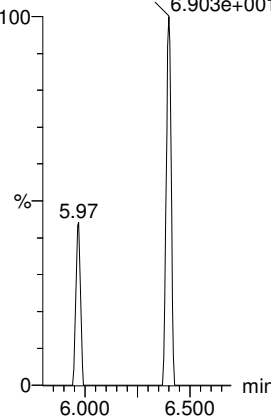
PFODA

F73:MRM of 1 channel,ES-
913 > 869
7.068e+002



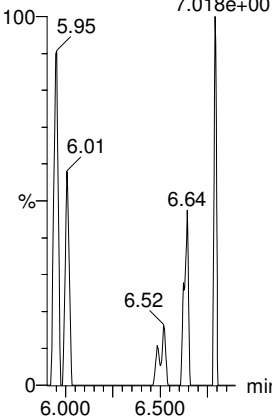
N-MeFOSE

F60:MRM of 1 channel,ES-
616 > 59
6.903e+001



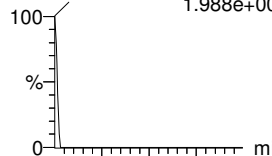
N-EtFOSE

F63:MRM of 1 channel,ES-
630.1 > 58.9
7.018e+001

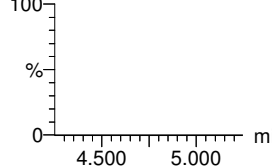


TDCA

F37:MRM of 2 channels,ES-
498.3 > 106.9
1.988e+002

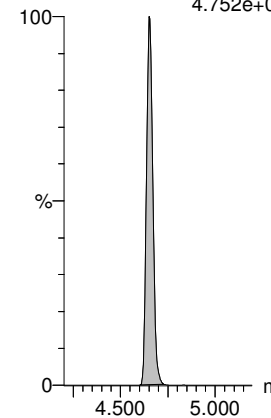


F37:MRM of 2 channels,ES-
498.3 > 123.9
1.000e-003



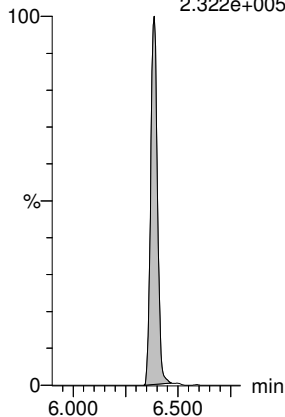
13C8-PFOS-EIS

F40:MRM of 1 channel,ES-
507.0 > 80
4.752e+004



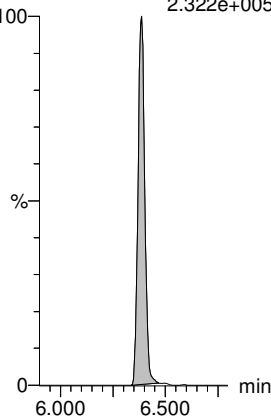
13C2-PFHxDA-EIS

F72:MRM of 1 channel,ES-
815 > 769.7
2.322e+005



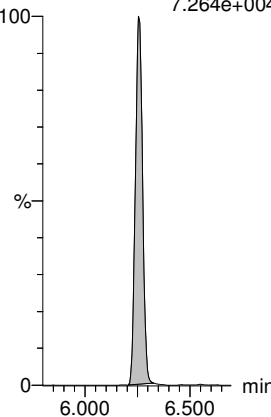
13C2-PFHxDA-EIS

F72:MRM of 1 channel,ES-
815 > 769.7
2.322e+005



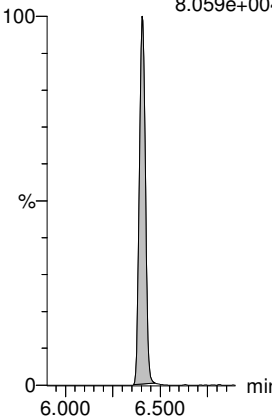
d7-N-MeFOSE-EIS

F61:MRM of 1 channel,ES-
623.1 > 58.9
7.264e+004



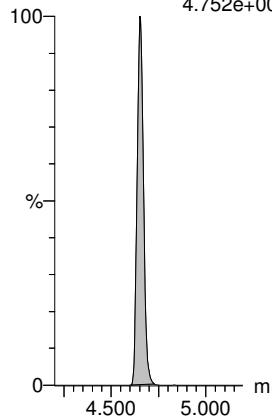
d9-N-EtFOSE-EIS

F66:MRM of 1 channel,ES-
639.2 > 58.8
8.059e+004



13C8-PFOS-EIS

F40:MRM of 1 channel,ES-
507.0 > 80
4.752e+004



Vista Analytical Laboratory L36

OC 5/21/2021

Dataset: Z:\Projects\PFAS.PRO\Results\210515M2\210515M2-46-56.qld

Last Altered: Thursday, May 20, 2021 12:41:19 Pacific Daylight Time

Printed: Thursday, May 20, 2021 12:41:28 Pacific Daylight Time

Name: 210515M2_47, Date: 15-May-2021, Time: 21:51:43, ID: B1E0081-BS1 0.25, Description: OPR

	# Name	Trace	Area	IS Area	wt/vol	Pred.RT	RT	Response	Std. Conc	Conc.	%Rec	Ion Ratio	Ratio Out?
1	1 PFBA	213.0 > 169.0	6.573e2	2.632e3	0.250	1.24	1.24	3.121	2.0	9.188	114.9		
2	5 PFPeA	263.1 > 218.9	5.699e2	3.292e3	0.250	2.19	2.19	2.164	2.0	9.717	121.5		
3	7 PFBS	299.0 > 79.7	2.870e2	8.960e2	0.250	2.48	2.48	4.004	2.0	9.628	120.3	3.287	NO
4	10 4:2 FTS	327.0 > 306.9	4.943e2	8.841e2	0.250	2.92	2.92	6.989	2.0	7.641	95.5	2.170	NO
5	11 PFHxA	313.0 > 269.0	1.015e3	5.127e3	0.250	3.00	3.01	2.475	2.0	8.830	110.4	34.186	YES
6	12 PFPeS	349.0 > 80.0	3.108e2	8.960e2	0.250	3.19	3.19	4.336	2.0	9.463	118.3	1.846	NO
7	51 13C3-PFBA-EIS	216.1 > 171.8	2.632e3		0.250	1.27	1.24	2632.462	12.5	44.587	89.2		
8	52 13C3-PFPeA-EIS	266.0 > 221.8	3.292e3		0.250	2.19	2.19	3292.494	12.5	43.577	87.2		
9	53 13C3-PFBS-EIS	302.0 > 98.9	8.960e2		0.250	2.48	2.48	895.972	12.5	41.557	83.1		
10	55 13C2-4:2 FTS-EIS	329 > 79.9	8.841e2		0.250	2.92	2.92	884.140	12.5	44.509	89.0		
11	56 13C2-PFHxA-EIS	315.0 > 270.0	5.127e3		0.250	3.01	3.00	5127.146	12.5	42.610	85.2		
12	53 13C3-PFBS-EIS	302.0 > 98.9	8.960e2		0.250	2.48	2.48	895.972	12.5	41.557	83.1		
13	-1												
14	13 HFPO-DA	284.9 > 168.9	3.165e1	2.091e2	0.250	3.20	3.21	1.891	2.0	6.126	76.6	3.112	YES
15	15 PFHpA	363.0 > 318.9	6.832e2	3.036e3	0.250	3.61	3.61	2.813	2.0	9.514	118.9	9.707	NO
16	17 L-PFHxS	399 > 80.0	3.496e2	1.647e3	0.250	3.75	3.76	2.654	2.0	10.201	127.5	1.876	NO
17	77 Total PFHxS	399 > 80	3.496e2		0.250	3.75		2.654	2.0	10.201			
18	16 ADONA	376.8 > 250.9	2.289e3	3.036e3	0.250	3.70	3.72	9.421	2.0	8.667	108.3	2.997	NO
19	19 6:2 FTS	427 > 407.0	5.822e2	8.951e2	0.250	4.07	4.07	8.131	2.0	9.863	123.3	2.387	NO
20	54 13C3-HFPO-DA-EIS	287.0 > 169	2.091e2		0.250	3.21	3.20	209.134	12.5	43.156	86.3		
21	57 13C4-PFHpA-EIS	367.2 > 321.8	3.036e3		0.250	3.61	3.61	3036.417	12.5	42.919	85.8		
22	58 13C3-PFHxS-EIS	401.8 > 79.9	1.647e3		0.250	3.76	3.75	1647.066	12.5	40.773	81.5		
23	58 13C3-PFHxS-EIS	401.8 > 79.9	1.647e3		0.250	3.76	3.75	1647.066	12.5	40.773	81.5		
24	57 13C4-PFHpA-EIS	367.2 > 321.8	3.036e3		0.250	3.61	3.61	3036.417	12.5	42.919	85.8		
25	59 13C2-6:2 FTS-EIS	429.0 > 79.9	8.951e2		0.250	4.07	4.07	895.076	12.5	39.501	79.0		
26	-1												
27	23 PFHpS	448.9 > 80.0	3.176e2	2.015e3	0.250	4.23	4.24	1.971	2.0	8.827	110.3	2.625	NO
28	20 L-PFOA	412.8 > 368.9	1.817e3	6.286e3	0.250	4.13	4.12	3.613	2.0	9.591	119.9	4.022	NO
29	78 Total PFOA	412.8 > 368.9	1.822e3		0.250	4.11		3.613	2.0	9.591			
30	25 PFNA	463.0 > 418.8	1.278e3	6.140e3	0.250	4.57	4.57	2.601	2.0	8.517	106.5	3.728	NO
31	27 L-PFOS	499 > 79.9	3.650e2	2.015e3	0.250	4.65	4.66	2.265	2.0	9.316	116.4	1.835	NO
32	79 Total PFOS	499 > 79.9	3.650e2		0.250	4.69		2.265	2.0	9.316			
33	63 13C8-PFOS-EIS	507.0 > 80	2.015e3		0.250	4.66	4.65	2014.550	12.5	42.224	84.4		
34	62 13C2-PFOA-EIS	414.9 > 369.7	6.286e3		0.250	4.13	4.13	6285.606	12.5	41.908	83.8		
35	62 13C2-PFOA-EIS	414.9 > 369.7	6.286e3		0.250	4.13	4.13	6285.606	12.5	41.908	83.8		
36	60 13C5-PFNA-EIS	468.2 > 422.9	6.140e3		0.250	4.58	4.57	6139.580	12.5	43.883	87.8		

Vista Analytical Laboratory L36

OC 5/21/2021

Dataset: Z:\Projects\PFAS.PRO\Results\210515M2\210515M2-46-56.qld

Last Altered: Thursday, May 20, 2021 12:41:19 Pacific Daylight Time

Printed: Thursday, May 20, 2021 12:41:28 Pacific Daylight Time

Name: 210515M2_47, Date: 15-May-2021, Time: 21:51:43, ID: B1E0081-BS1 0.25, Description: OPR

#	Name	Trace	Area	IS Area	wt/vol	Pred.RT	RT	Response	Std. Conc	Conc.	%Rec	Ion Ratio	Ratio Out?
37	63 13C8-PFOS-EIS	507.0 > 80	2.015e3		0.250	4.66	4.65	2014.550	12.5	42.224	84.4		
38	63 13C8-PFOS-EIS	507.0 > 80	2.015e3		0.250	4.66	4.65	2014.550	12.5	42.224	84.4		
39	-1												
40	30 PFDA	513 > 468.8	1.591e3	5.977e3	0.250	4.95	4.95	3.328	2.0	8.846	110.6	4.997	NO
41	26 PFOSA	498.0 > 78.0	2.634e2	1.708e3	0.250	4.62	4.62	1.929	2.0	8.417	105.2	25.392	NO
42	29 9CI-PF3ONS	530.9>351	1.395e3	2.015e3	0.250	4.87	4.87	8.655	2.0	8.676	108.4	34.542	NO
43	31 8:2 FTS	527 > 507.0	5.076e2	9.638e2	0.250	4.92	4.92	6.583	2.0	10.012	125.1	2.086	NO
44	32 PFNS	548.9 > 79.9	1.733e2	2.015e3	0.250	5.01	5.02	1.075	2.0	6.365	79.6	1.155	NO
45	37 PFUdA	563.0 > 518.9	1.634e3	8.631e3	0.250	5.28	5.28	2.366	2.0	9.768	122.1	6.580	NO
46	64 13C2-PFDA-EIS	515.1 > 469.9	5.977e3		0.250	4.96	4.95	5977.318	12.5	40.267	80.5		
47	61 13C8-PFOSA-EIS	506. > 78	1.708e3		0.250	4.63	4.62	1707.549	12.5	23.927	47.9		
48	63 13C8-PFOS-EIS	507.0 > 80	2.015e3		0.250	4.66	4.65	2014.550	12.5	42.224	84.4		
49	65 13C2-8:2 FTS-EIS	529 > 79.9	9.638e2		0.250	4.93	4.92	963.828	12.5	33.561	67.1		
50	63 13C8-PFOS-EIS	507.0 > 80	2.015e3		0.250	4.66	4.65	2014.550	12.5	42.224	84.4		
51	67 13C2-PFUdA-EIS	565 > 519.8	8.631e3		0.250	5.29	5.28	8631.296	12.5	36.461	72.9		
52	-1												
53	33 L-MeFOSAA	570 > 419	8.015e2	4.927e3	0.250	5.10	5.10	2.033	2.0	9.713	121.4	2.665	NO
54	80 Total N-MeFOSAA	570. > 419	8.015e2		0.250	5.11		2.033	2.0	9.713			
55	35 L-EtFOSAA	584 > 419	7.423e2	4.014e3	0.250	5.26	5.27	2.311	2.0	9.362	117.0	1.287	NO
56	81 Total N-EtFOSAA	584 > 419	7.423e2		0.250	5.27		2.311	2.0	9.362			
57	38 PFDS	599.0 > 80.0	2.481e2	2.015e3	0.250	5.32	5.33	1.539	2.0	6.305	78.8	1.489	NO
58	39 11CI-PF3OUdS	630.9 > 450.9	8.813e2	9.812e3	0.250	5.50	5.50	1.123	2.0	8.252	103.2	22.459	NO
59	66 d3-N-MeFOSAA-EIS	573 > 419	4.927e3		0.250	5.11	5.10	4926.941	12.5	35.488	71.0		
60	66 d3-N-MeFOSAA-EIS	573 > 419	4.927e3		0.250	5.11	5.10	4926.941	12.5	35.488	71.0		
61	68 d5-N-EtFOSAA-EIS	589 > 419	4.014e3		0.250	5.27	5.26	4013.930	12.5	34.178	68.4		
62	68 d5-N-EtFOSAA-EIS	589 > 419	4.014e3		0.250	5.27	5.26	4013.930	12.5	34.178	68.4		
63	63 13C8-PFOS-EIS	507.0 > 80	2.015e3		0.250	4.66	4.65	2014.550	12.5	42.224	84.4		
64	69 13C2-PFDoA-EIS	615 > 570	9.812e3		0.250	5.58	5.57	9811.747	12.5	35.961	71.9		
65	-1												
66	40 10:2 FTS	626.9 > 607	3.922e2	8.243e2	0.250	5.55	5.56	5.947	2.0	7.572	94.6	1.692	NO
67	41 PFDoA	612.9 > 569.0	1.626e3	9.812e3	0.250	5.57	5.57	2.071	2.0	8.920	111.5	9.377	NO
68	42 N-MeFOSA	511.9 > 169	3.670e1	1.822e3	0.250	5.64	5.63	3.006	2.0	8.013	100.2	1.227	NO
69	43 PFTrDA	662.9 > 618.9	1.536e3	9.812e3	0.250	5.83	5.83	1.956	2.0	8.554	106.9	8.240	NO
70	44 PFDoS	698.9 > 80	3.511e2	6.855e3	0.250	5.86	5.85	0.640	2.0	9.257	115.7	2.142	NO
71	45 PFTeDA	713.0 > 669.0	1.880e3	6.855e3	0.250	6.05	6.05	3.429	2.0	9.605	120.1	11.371	NO
72	70 13C2-10:2 FTS-EIS	633 > 79.9	8.243e2		0.250	5.56	5.55	824.334	12.5	35.174	70.3		

Dataset: Z:\Projects\PFAS.PRO\Results\210515M2\210515M2-46-56.qld

Last Altered: Thursday, May 20, 2021 12:41:19 Pacific Daylight Time

Printed: Thursday, May 20, 2021 12:41:28 Pacific Daylight Time

Name: 210515M2_47, Date: 15-May-2021, Time: 21:51:43, ID: B1E0081-BS1 0.25, Description: OPR

#	Name	Trace	Area	IS Area	wt/vol	Pred.RT	RT	Response	Std. Conc	Conc.	%Rec	Ion Ratio	Ratio Out?
73	69 13C2-PFDoA-EIS	615 > 570	9.812e3		0.250	5.58	5.57	9811.747	12.5	35.961	71.9		
74	71 d3-N-MeFOSA-EIS	515.2 > 168.9	1.822e3		0.250	5.66	5.66	1821.502	149.2	97.907	16.4		
75	69 13C2-PFDoA-EIS	615 > 570	9.812e3		0.250	5.58	5.57	9811.747	12.5	35.961	71.9		
76	72 13C2-PFTeDA-EIS	715.1 > 669.7	6.855e3		0.250	6.06	6.05	6855.449	12.5	38.734	77.5		
77	72 13C2-PFTeDA-EIS	715.1 > 669.7	6.855e3		0.250	6.06	6.05	6855.449	12.5	38.734	77.5		
78	-1												
79	46 N-EtFOSA	526 > 169	4.331e1	2.384e3	0.250	6.07	6.07	2.711	2.0	8.059	100.7	1.136	NO
80	47 PFHxDA	813.1 > 768.6	1.198e3	9.453e3	0.250	6.38	6.39	1.584	2.0	9.178	114.7	26.646	NO
81	48 PFODA	913 > 869	1.557e3	9.453e3	0.250	6.60	6.62	2.059	2.0	9.102	113.8		
82	49 N-MeFOSE	616 > 59	4.260e1	2.644e3	0.250	6.26	6.27	2.404	2.0	9.483	118.5		
83	50 N-EtFOSE	630.1 > 58.9	4.985e1	3.025e3	0.250	6.40	6.42	2.459	2.0	8.997	112.5		
84	82 TDCA	498.3>106.9			0.250	4.91			2.0				YES
85	73 d5-N-ETFOSA-EIS	531.1 > 168.9	2.384e3		0.250	6.09	6.09	2383.501	149.2	97.756	16.4		
86	74 13C2-PFHxDA-EIS	815 > 769.7	9.453e3		0.250	6.39	6.38	9452.829	12.5	39.654	79.3		
87	74 13C2-PFHxDA-EIS	815 > 769.7	9.453e3		0.250	6.39	6.38	9452.829	12.5	39.654	79.3		
88	75 d7-N-MeFOSE-EIS	623.1 > 58.9	2.644e3		0.250	6.26	6.26	2643.938	149.2	218.850	36.7		
89	76 d9-N-EtFOSE-EIS	639.2 > 58.8	3.025e3		0.250	6.41	6.40	3024.857	149.2	217.399	36.4		
90	63 13C8-PFOS-EIS	507.0 > 80	2.015e3		0.250	4.66	4.65	2014.550	12.5	42.224	84.4		

Dataset: Z:\Projects\PFAS.PRO\Results\210515M2\210515M2-46-56.qld

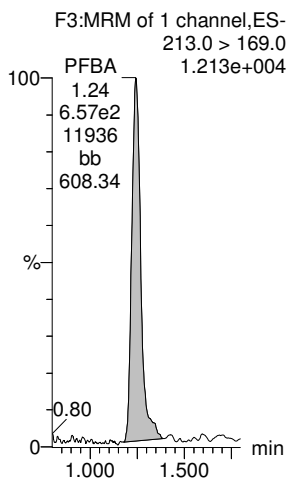
Last Altered: Thursday, May 20, 2021 12:41:19 Pacific Daylight Time

Printed: Thursday, May 20, 2021 12:41:28 Pacific Daylight Time

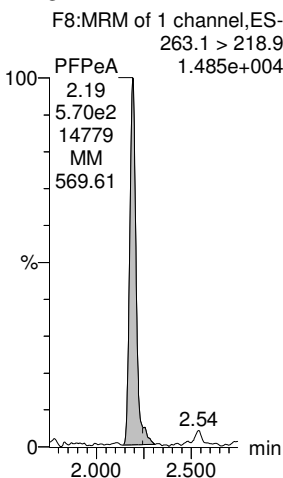
Method: Z:\Projects\PFAS.PRO\MethDB\PFAS_FULL_80C_051521.mdb 17 May 2021 08:41:05
Calibration: Z:\Projects\PFAS.PRO\CurveDB\C18_VAL-PFAS_Q4_05-15-21.cdb 17 May 2021 09:24:52

Name: 210515M2_47, Date: 15-May-2021, Time: 21:51:43, ID: B1E0081-BS1 0.25, Description: OPR

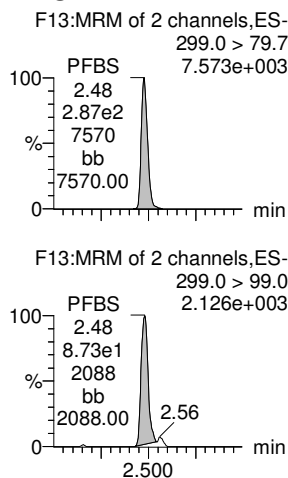
PFBA



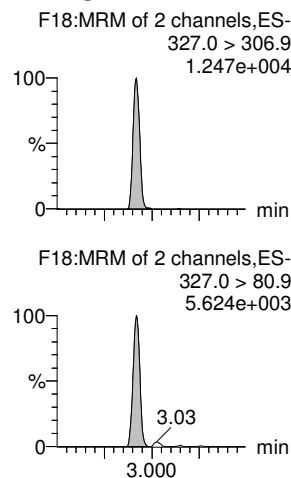
PFPeA



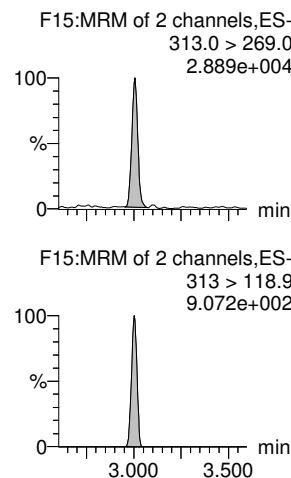
PFBS



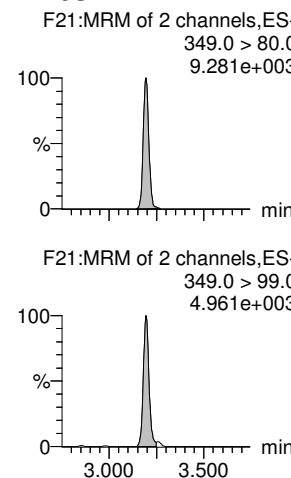
4:2 FTS



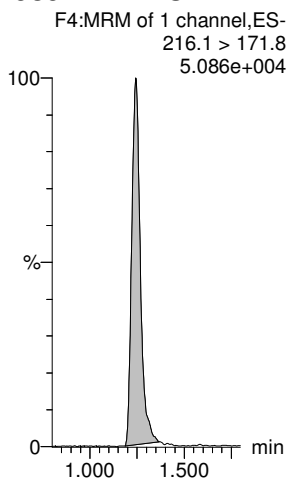
PFHxA



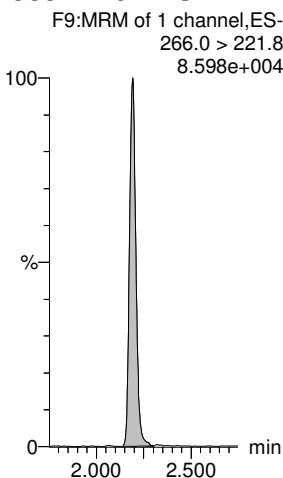
PFPeS



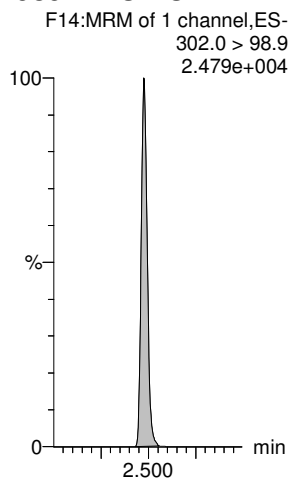
13C3-PFBA-EIS



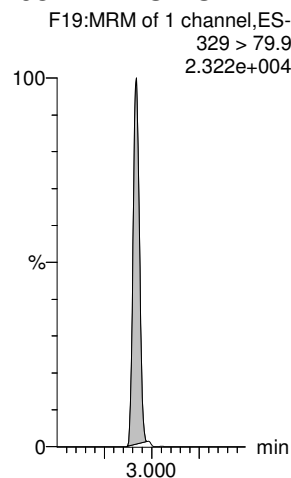
13C3-PFPeA-EIS



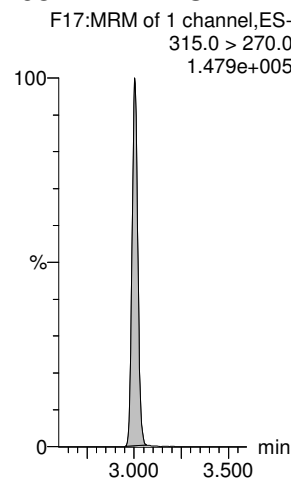
13C3-PFBS-EIS



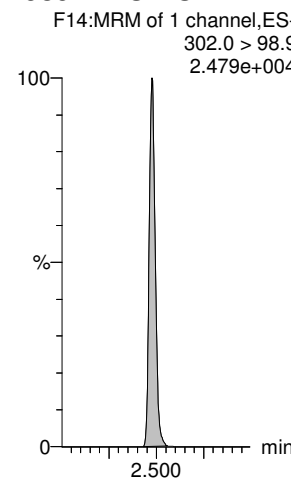
13C2-4:2 FTS-EIS



13C2-PFHxA-EIS



13C3-PFBS-EIS



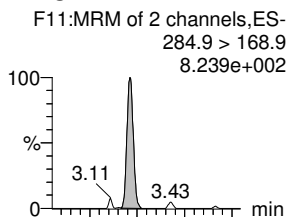
Dataset: Z:\Projects\PFAS.PRO\Results\210515M2\210515M2-46-56.qld

Last Altered: Thursday, May 20, 2021 12:41:19 Pacific Daylight Time

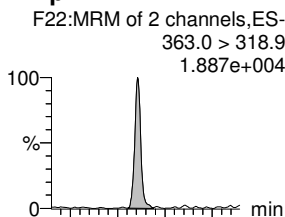
Printed: Thursday, May 20, 2021 12:41:28 Pacific Daylight Time

Name: 210515M2_47, Date: 15-May-2021, Time: 21:51:43, ID: B1E0081-BS1 0.25, Description: OPR

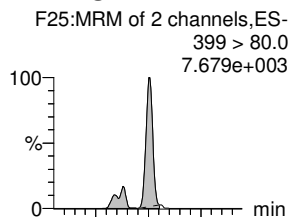
HFPO-DA



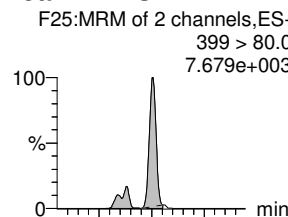
PFHpA



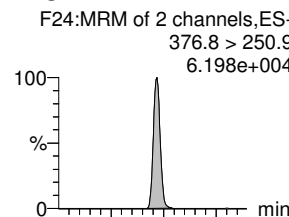
L-PFHxS



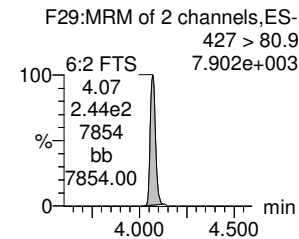
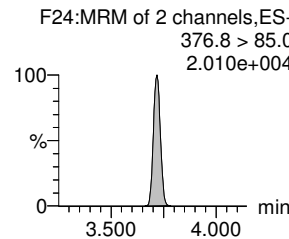
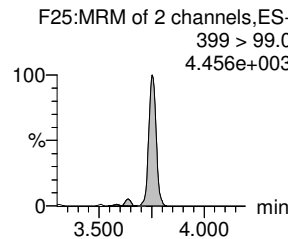
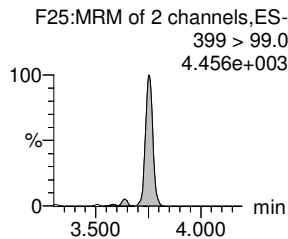
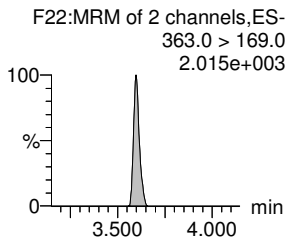
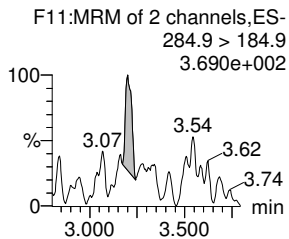
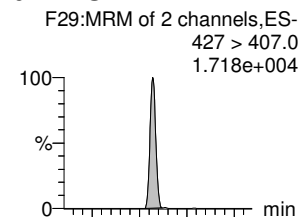
Total PFHxS



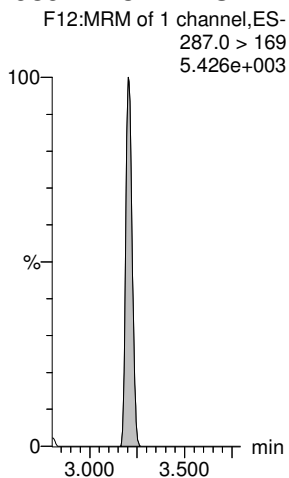
ADONA



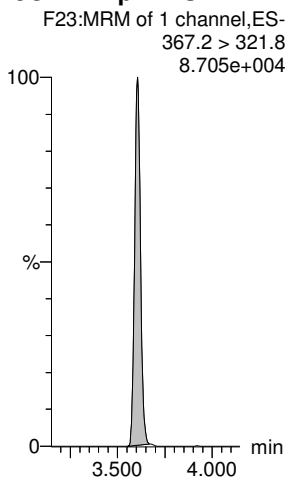
6:2 FTS



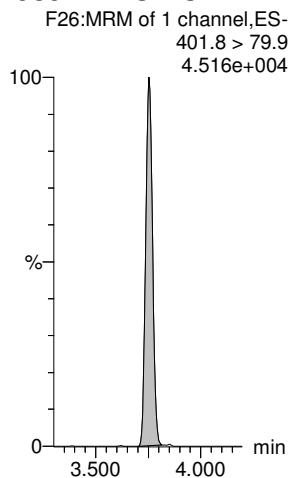
13C3-HFPO-DA-EIS



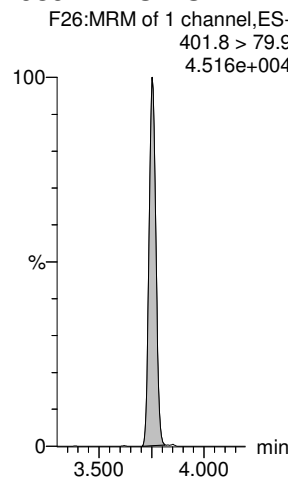
13C4-PFHpA-EIS



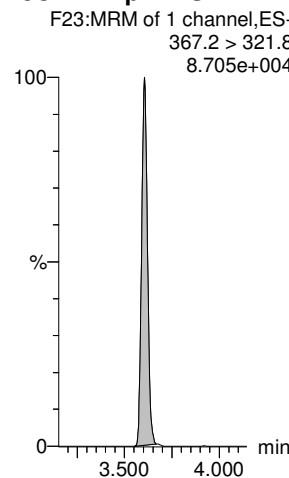
13C3-PFHxS-EIS



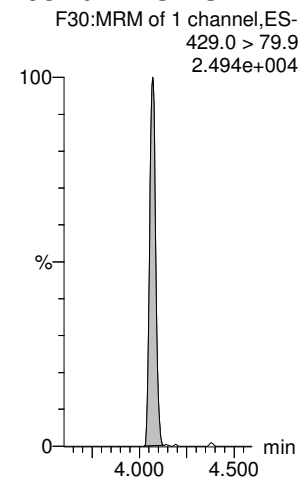
13C3-PFHxS-EIS



13C4-PFHpA-EIS



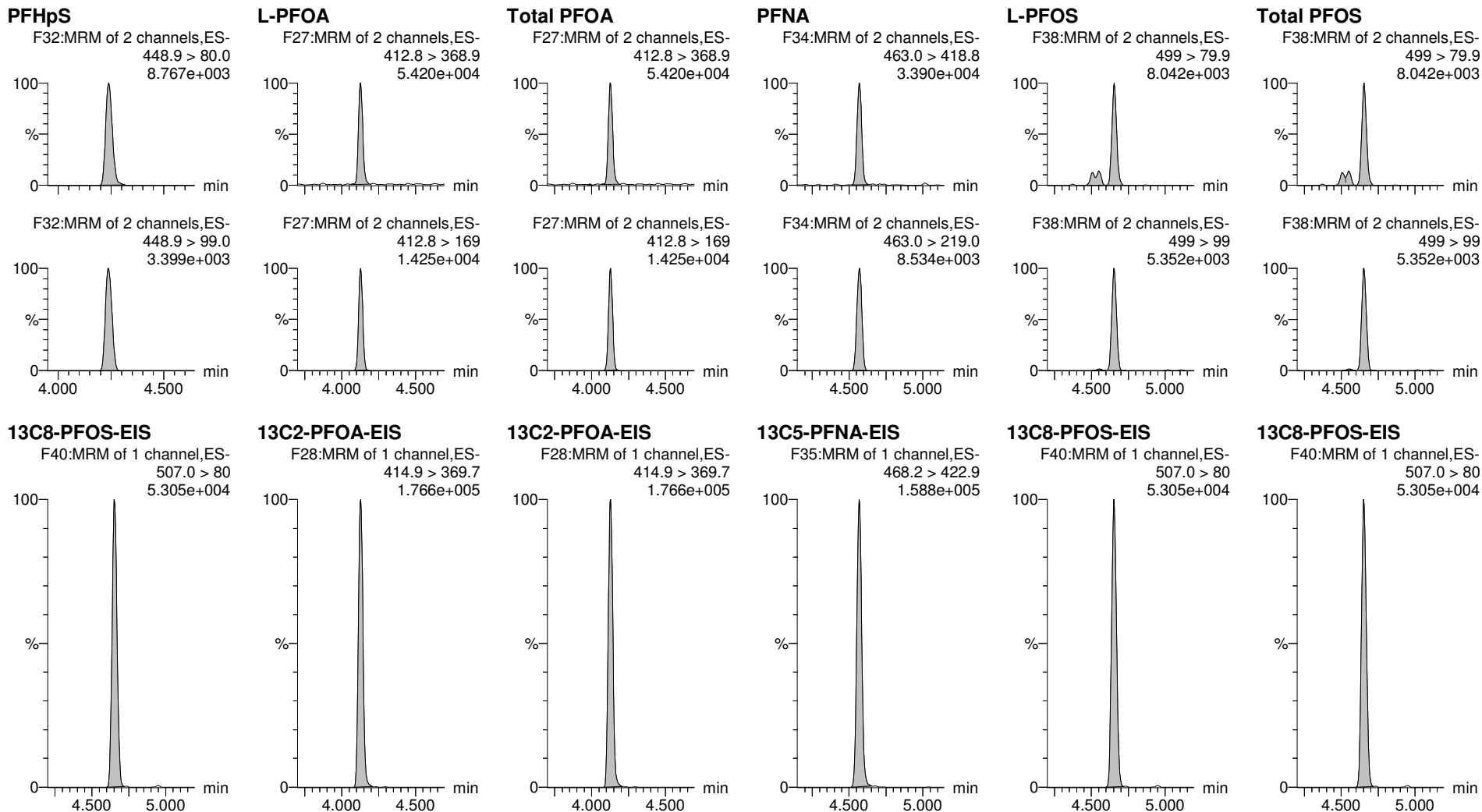
13C2-6:2 FTS-EIS



Dataset: Z:\Projects\PFAS.PRO\Results\210515M2\210515M2-46-56.qld

Last Altered: Thursday, May 20, 2021 12:41:19 Pacific Daylight Time
Printed: Thursday, May 20, 2021 12:41:28 Pacific Daylight Time

Name: 210515M2_47, Date: 15-May-2021, Time: 21:51:43, ID: B1E0081-BS1 0.25, Description: OPR



Dataset: Z:\Projects\PFAS.PRO\Results\210515M2\210515M2-46-56.qld

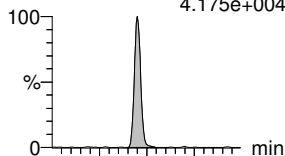
Last Altered: Thursday, May 20, 2021 12:41:19 Pacific Daylight Time

Printed: Thursday, May 20, 2021 12:41:28 Pacific Daylight Time

Name: 210515M2_47, Date: 15-May-2021, Time: 21:51:43, ID: B1E0081-BS1 0.25, Description: OPR

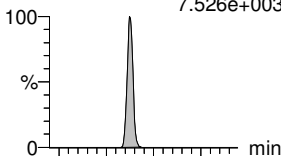
PFDA

F42:MRM of 2 channels,ES-
513 > 468.8
4.175e+004



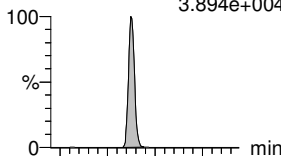
PFOSA

F36:MRM of 2 channels,ES-
498.0 > 78.0
7.526e+003



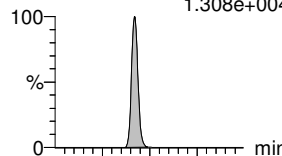
9CI-PF3ONS

F48:MRM of 2 channels,ES-
530.9 > 351
3.894e+004



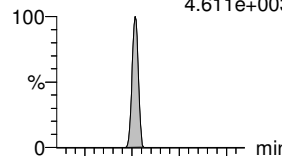
8:2 FTS

F46:MRM of 2 channels,ES-
527 > 507.0
1.308e+004



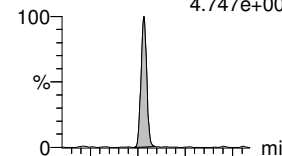
PFNS

F50:MRM of 2 channels,ES-
548.9 > 79.9
4.611e+003

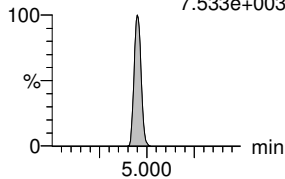


PFUdA

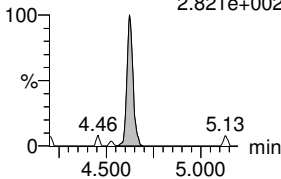
F51:MRM of 2 channels,ES-
563.0 > 518.9
4.747e+004



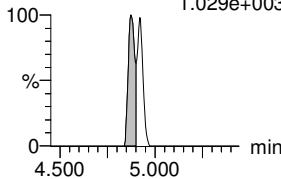
F42:MRM of 2 channels,ES-
513 > 219
7.533e+003



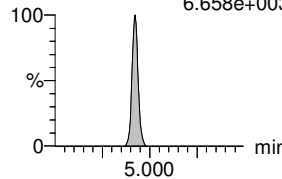
F36:MRM of 2 channels,ES-
498.0 > 169.0
2.821e+002



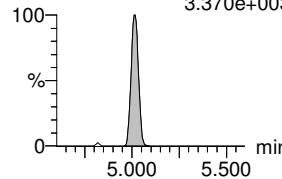
F48:MRM of 2 channels,ES-
530.9 > 82.9
1.029e+003



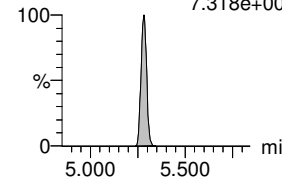
F46:MRM of 2 channels,ES-
527 > 80.9
6.658e+003



F50:MRM of 2 channels,ES-
548.9 > 99
3.370e+003

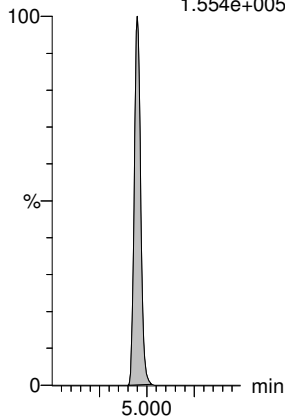


F51:MRM of 2 channels,ES-
563.0 > 269
7.318e+003



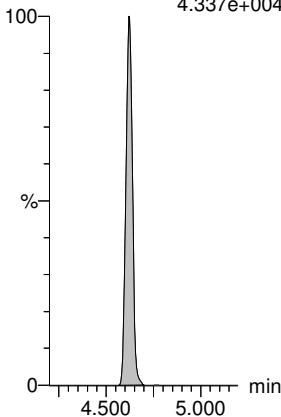
13C2-PFDA-EIS

F43:MRM of 1 channel,ES-
515.1 > 469.9
1.554e+005



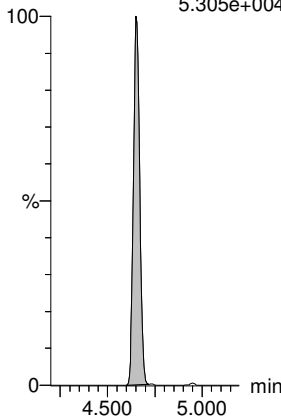
13C8-PFOA-EIS

F39:MRM of 1 channel,ES-
506. > 78
4.337e+004



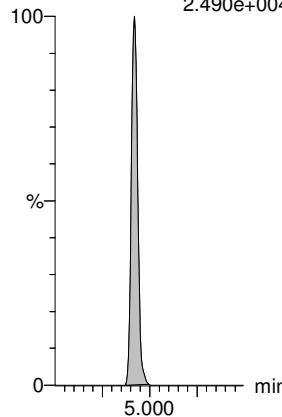
13C8-PFOS-EIS

F40:MRM of 1 channel,ES-
507.0 > 80
5.305e+004



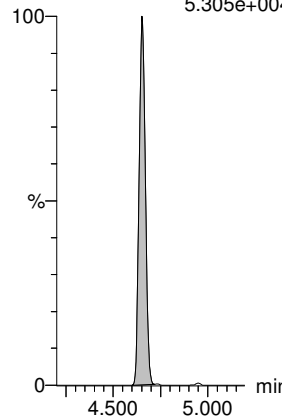
13C2-8:2 FTS-EIS

F47:MRM of 1 channel,ES-
529 > 79.9
2.490e+004



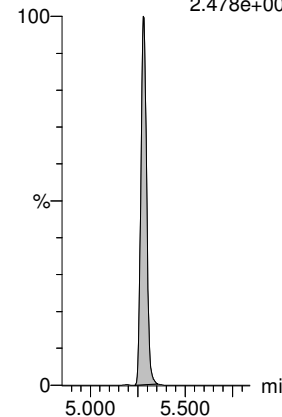
13C8-PFOS-EIS

F40:MRM of 1 channel,ES-
507.0 > 80
5.305e+004



13C2-PFUdA-EIS

F52:MRM of 1 channel,ES-
565 > 519.8
2.478e+005



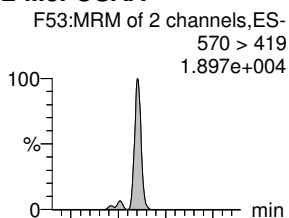
Dataset: Z:\Projects\PFAS.PRO\Results\210515M2\210515M2-46-56.qld

Last Altered: Thursday, May 20, 2021 12:41:19 Pacific Daylight Time

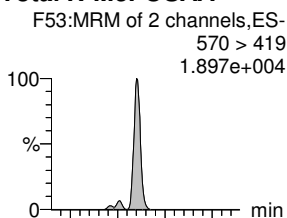
Printed: Thursday, May 20, 2021 12:41:28 Pacific Daylight Time

Name: 210515M2_47, Date: 15-May-2021, Time: 21:51:43, ID: B1E0081-BS1 0.25, Description: OPR

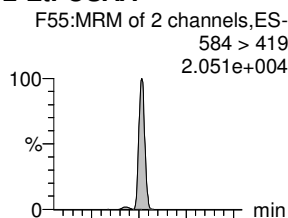
L-MeFOSAA



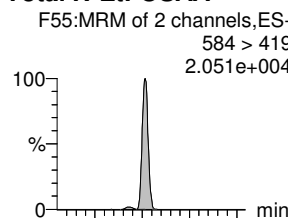
Total N-MeFOSAA



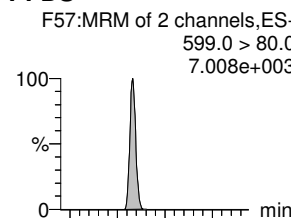
L-EtFOSAA



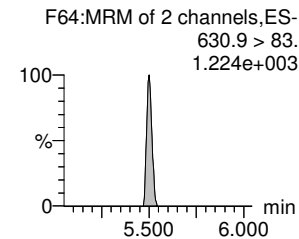
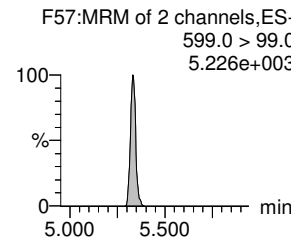
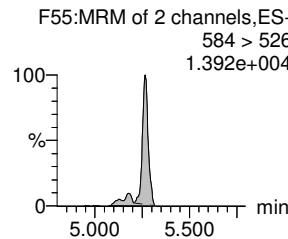
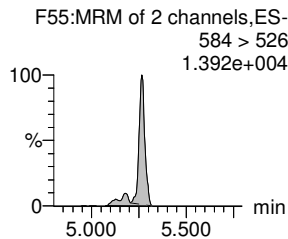
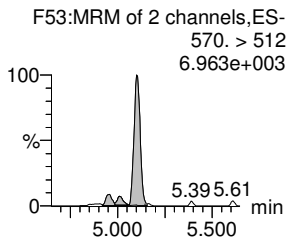
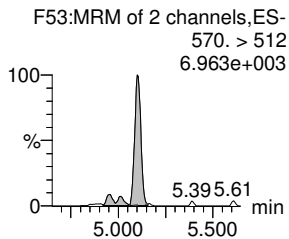
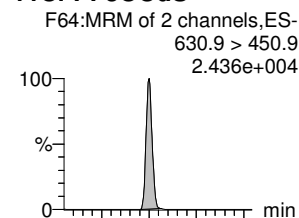
Total N-EtFOSAA



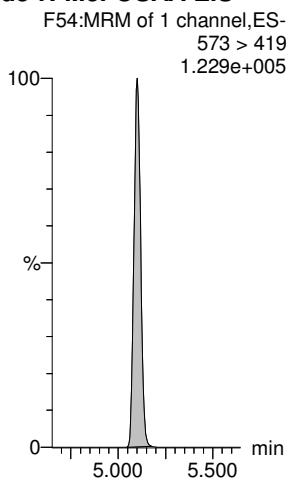
PFDS



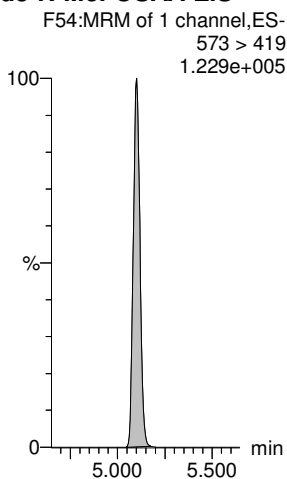
11CI-PF3OUdS



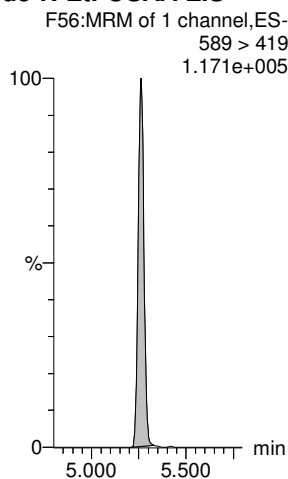
d3-N-MeFOSAA-EIS



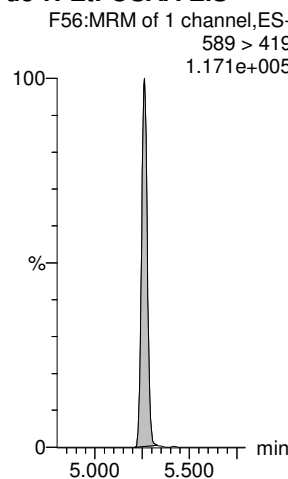
d3-N-MeFOSAA-EIS



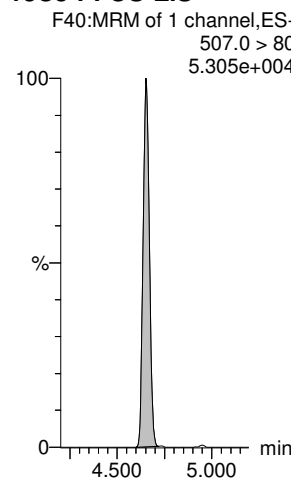
d5-N-EtFOSAA-EIS



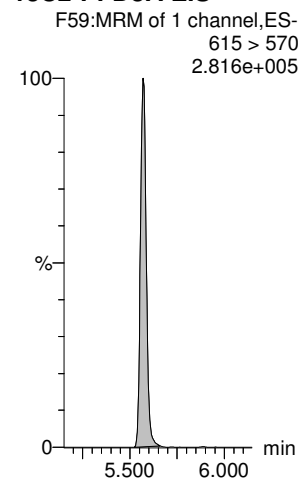
d5-N-EtFOSAA-EIS



13C8-PFOS-EIS



13C2-PFDa-EIS



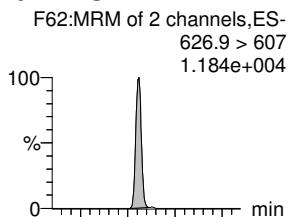
Dataset: Z:\Projects\PFAS.PRO\Results\210515M2\210515M2-46-56.qld

Last Altered: Thursday, May 20, 2021 12:41:19 Pacific Daylight Time

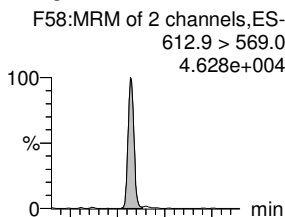
Printed: Thursday, May 20, 2021 12:41:28 Pacific Daylight Time

Name: 210515M2_47, Date: 15-May-2021, Time: 21:51:43, ID: B1E0081-BS1 0.25, Description: OPR

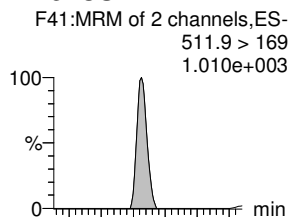
10:2 FTS



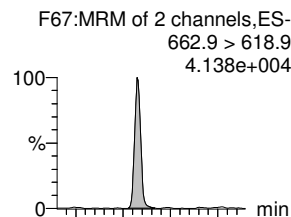
PFDoA



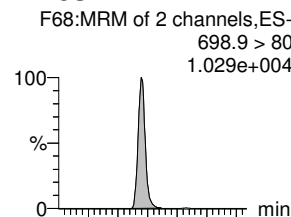
N-MeFOSA



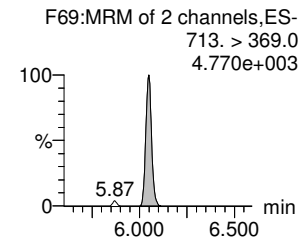
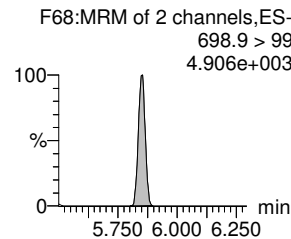
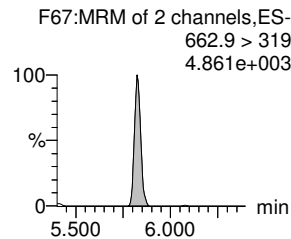
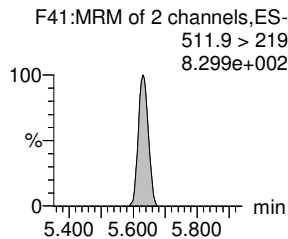
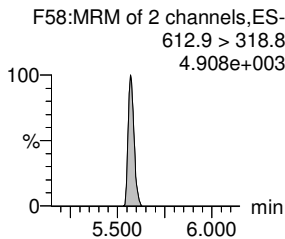
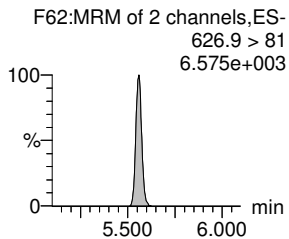
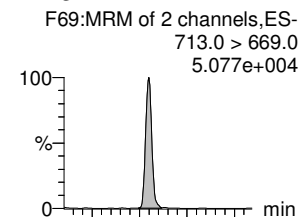
PFTrDA



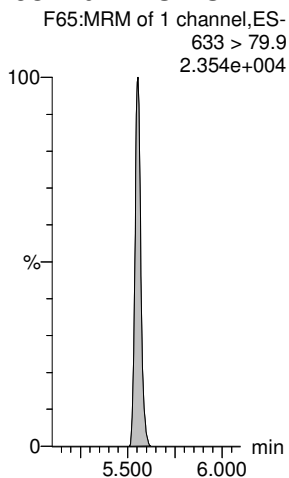
PFDoS



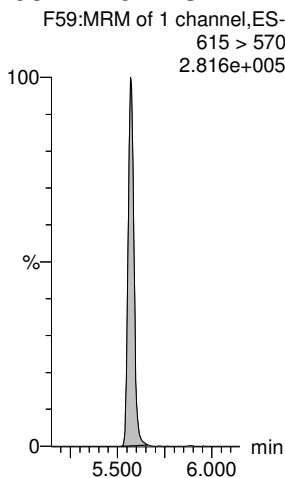
PFTeDA



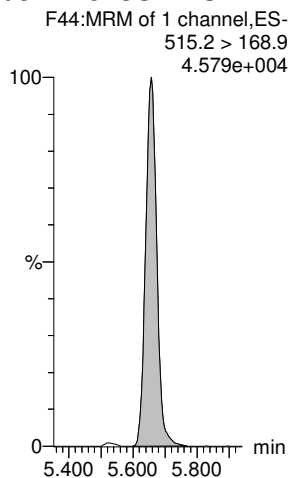
13C2-10:2 FTS-EIS



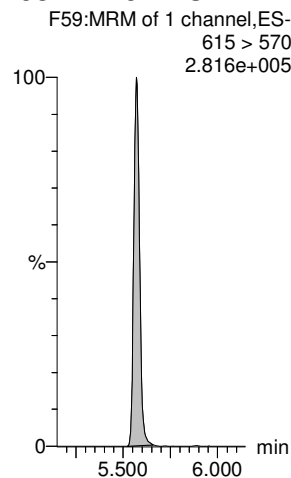
13C2-PFDoA-EIS



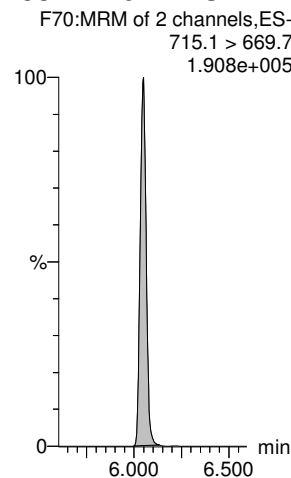
d3-N-MeFOSA-EIS



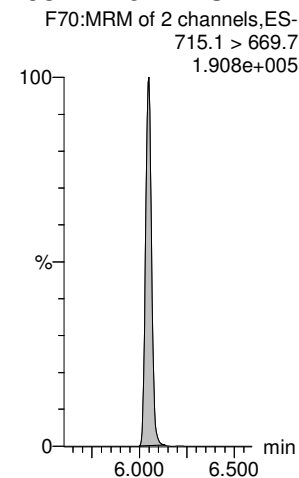
13C2-PFDoA-EIS



13C2-PFTeDA-EIS



13C2-PFTeDA-EIS

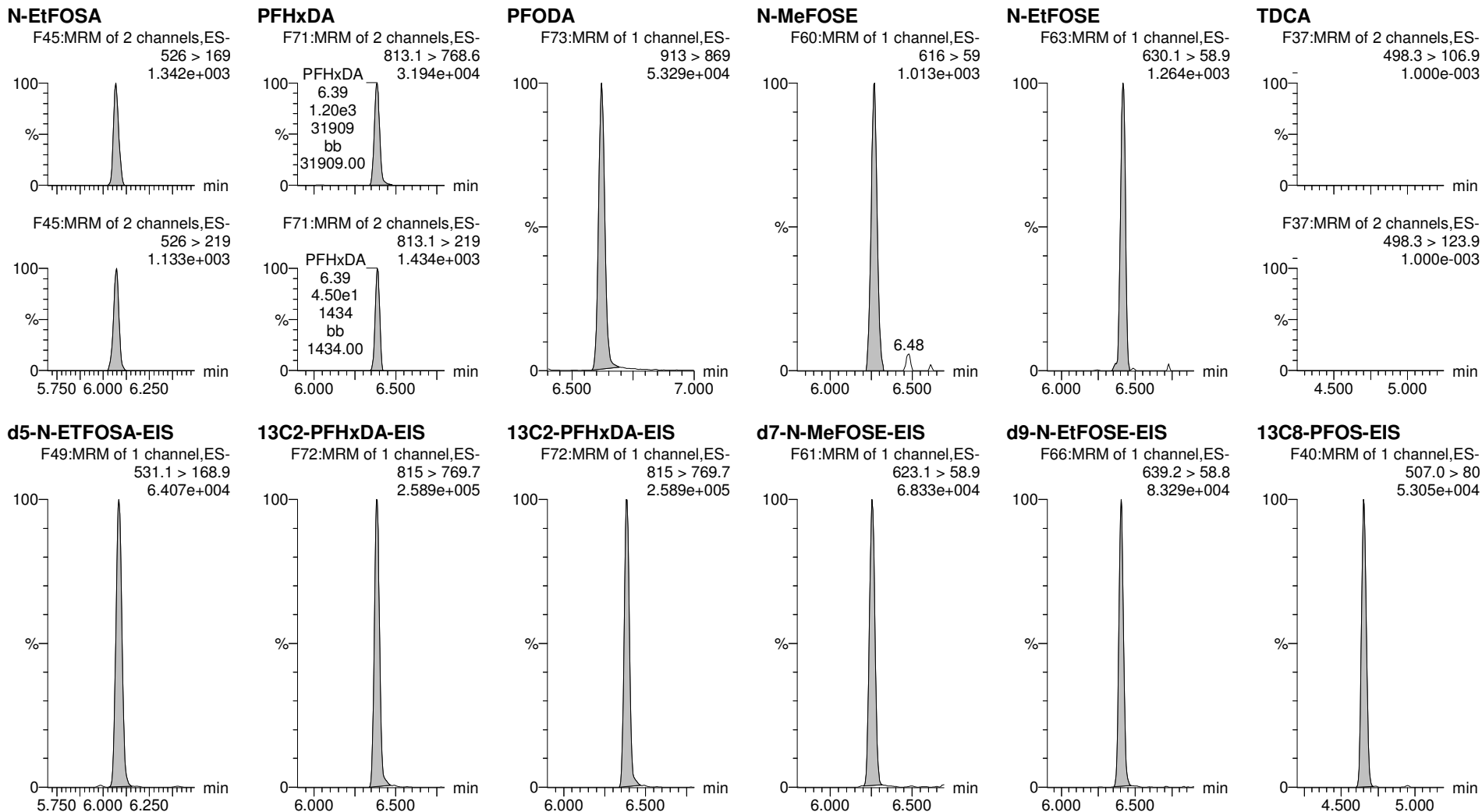


Dataset: Z:\Projects\PFAS.PRO\Results\210515M2\210515M2-46-56.qld

Last Altered: Thursday, May 20, 2021 12:41:19 Pacific Daylight Time

Printed: Thursday, May 20, 2021 12:41:28 Pacific Daylight Time

Name: 210515M2_47, Date: 15-May-2021, Time: 21:51:43, ID: B1E0081-BS1 0.25, Description: OPR



Dataset: Z:\Projects\PFAS.PRO\Results\210515M2\210515M2-46-56.qld

Last Altered: Thursday, May 20, 2021 16:47:41 Pacific Daylight Time

Printed: Thursday, May 20, 2021 16:47:52 Pacific Daylight Time

Name: 210515M2_51, Date: 15-May-2021, Time: 22:33:18, ID: 2105025-01 0.24274, Description: NH-26

#	Name	Trace	Area	IS Area	wt/vol	Pred.RT	RT	Response	Std. Conc	Conc.	%Rec	Ion Ratio	Ratio Out?
1	1 PFBA	213.0 > 169.0	5.036e2	2.642e3	0.243	1.24	1.25	2.382		7.148			
2	5 PFPeA	263.1 > 218.9		3.065e3	0.243	2.18							
3	7 PFBS	299.0 > 79.7	8.290e2	9.312e2	0.243	2.47	2.47	11.128		27.925		2.616	NO
4	10 4:2 FTS	327.0 > 306.9		8.424e2	0.243	2.91							YES
5	11 PFHxA	313.0 > 269.0		4.961e3	0.243	2.99							YES
6	12 PFPeS	349.0 > 80.0		9.312e2	0.243	3.19							YES
7	51 13C3-PFBA-EIS	216.1 > 171.8	2.642e3		0.243	1.27	1.24	2642.157	12.5	46.089	89.5		
8	52 13C3-PFPeA-EIS	266.0 > 221.8	3.065e3		0.243	2.19	2.18	3065.267	12.5	41.783	81.1		
9	53 13C3-PFBS-EIS	302.0 > 98.9	9.312e2		0.243	2.48	2.47	931.237	12.5	44.485	86.4		
10	55 13C2-4:2 FTS-EIS	329 > 79.9	8.424e2		0.243	2.92	2.91	842.380	12.5	43.675	84.8		
11	56 13C2-PFHxA-EIS	315.0 > 270.0	4.961e3		0.243	3.01	2.99	4960.839	12.5	42.461	82.5		
12	53 13C3-PFBS-EIS	302.0 > 98.9	9.312e2		0.243	2.48	2.47	931.237	12.5	44.485	86.4		
13	-1												
14	13 HFPO-DA	284.9 > 168.9		2.266e2	0.243	3.20							YES
15	15 PFHpA	363.0 > 318.9		2.966e3	0.243	3.60							YES
16	17 L-PFHxS	399 > 80.0		1.725e3	0.243	3.75							YES
17	18 Br-PFHxS	399 > 80.0		1.725e3	0.243	3.60							YES
18	77 Total PFHxS	399 > 80	0.000e0		0.243	3.75		0.000					
19	16 ADONA	376.8 > 250.9		2.966e3	0.243	3.69							YES
20	54 13C3-HFPO-DA-EIS	287.0 > 169	2.266e2		0.243	3.21	3.20	226.649	12.5	48.169	93.5		
21	57 13C4-PFHpA-EIS	367.2 > 321.8	2.966e3		0.243	3.61	3.60	2966.218	12.5	43.181	83.9		
22	58 13C3-PFHxS-EIS	401.8 > 79.9	1.725e3		0.243	3.76	3.75	1725.214	12.5	43.985	85.4		
23	58 13C3-PFHxS-EIS	401.8 > 79.9	1.725e3		0.243	3.76	3.75	1725.214	12.5	43.985	85.4		
24	58 13C3-PFHxS-EIS	401.8 > 79.9	1.725e3		0.243	3.76	3.75	1725.214	12.5	43.985	85.4		
25	57 13C4-PFHpA-EIS	367.2 > 321.8	2.966e3		0.243	3.61	3.60	2966.218	12.5	43.181	83.9		
26	-1												
27	19 6:2 FTS	427 > 407.0		1.035e3	0.243	4.07							YES
28	23 PFHpS	448.9 > 80.0	8.274e1	2.091e3	0.243	4.23	4.23	0.495		2.151		1.836	NO
29	20 L-PFOA	412.8 > 368.9	6.956e2	6.243e3	0.243	4.12	4.12	1.393		3.186		3.442	NO
30	21 Br-PFOA	412.8 > 368.9		6.243e3	0.243	3.96							YES
31	78 Total PFOA	412.8 > 368.9	6.956e2		0.243	4.11		1.393		3.186			
32	25 PFNA	463.0 > 418.8	1.979e2	6.084e3	0.243	4.57	4.57	0.407		0.861		14.233	YES
33	59 13C2-6:2 FTS-EIS	429.0 > 79.9	1.035e3		0.243	4.07	4.07	1034.978	12.5	47.041	91.3		
34	63 13C8-PFOS-EIS	507.0 > 80	2.091e3		0.243	4.66	4.65	2090.904	12.5	45.135	87.6		
35	62 13C2-PFOA-EIS	414.9 > 369.7	6.243e3		0.243	4.13	4.12	6243.297	12.5	42.871	83.3		
36	62 13C2-PFOA-EIS	414.9 > 369.7	6.243e3		0.243	4.13	4.12	6243.297	12.5	42.871	83.3		

Dataset: Z:\Projects\PFAS.PRO\Results\210515M2\210515M2-46-56.qld

Last Altered: Thursday, May 20, 2021 16:47:41 Pacific Daylight Time
 Printed: Thursday, May 20, 2021 16:47:52 Pacific Daylight Time

Name: 210515M2_51, Date: 15-May-2021, Time: 22:33:18, ID: 2105025-01 0.24274, Description: NH-26

	# Name	Trace	Area	IS Area	wt/vol	Pred.RT	RT	Response	Std. Conc	Conc.	%Rec	Ion Ratio	Ratio Out?
37	62 13C2-PFOA-EIS	414.9 > 369.7	6.243e3		0.243	4.13	4.12	6243.297	12.5	42.871	83.3		
38	60 13C5-PFNA-EIS	468.2 > 422.9	6.084e3		0.243	4.58	4.57	6083.518	12.5	44.783	87.0		
39	-1												
40	27 L-PFOS	499 > 79.9	2.238e4	2.091e3	0.243	4.65	4.65	133.773		544.599		1.646	NO
41	28 Br-PFOS	499 > 79.9	1.524e4	2.091e3	0.243	4.46	4.50	91.079		374.874		4.172	NO
42	79 Total PFOS	499 > 79.9	3.761e4		0.243	4.69		224.852		919.473			
43	30 PFDA	513 > 468.8		6.425e3	0.243	4.95							YES
44	26 PFOSA	498.0 > 78.0	3.346e1	1.621e3	0.243	4.62	4.63	0.258		0.908		12.054	YES
45	29 9CI-PF3ONS	530.9>351		2.091e3	0.243	4.87							YES
46	63 13C8-PFOS-EIS	507.0 > 80	2.091e3		0.243	4.66	4.65	2090.904	12.5	45.135	87.6		
47	63 13C8-PFOS-EIS	507.0 > 80	2.091e3		0.243	4.66	4.65	2090.904	12.5	45.135	87.6		
48	63 13C8-PFOS-EIS	507.0 > 80	2.091e3		0.243	4.66	4.65	2090.904	12.5	45.135	87.6		
49	64 13C2-PFDA-EIS	515.1 > 469.9	6.425e3		0.243	4.96	4.95	6425.015	12.5	44.578	86.6		
50	61 13C8-PFOSA-EIS	506. > 78	1.621e3		0.243	4.63	4.62	1620.896	12.5	23.392	45.4		
51	63 13C8-PFOS-EIS	507.0 > 80	2.091e3		0.243	4.66	4.65	2090.904	12.5	45.135	87.6		
52	-1												
53	31 8:2 FTS	527 > 507.0		1.364e3	0.243	4.92							YES
54	32 PFNS	548.9 > 79.9		2.091e3	0.243	5.01							YES
55	37 PFUdA	563.0 > 518.9	2.560e1	9.474e3	0.243	5.28	5.28	0.034				27.353	YES
56	33 L-MeFOSAA	570 > 419		5.467e3	0.243	5.10							YES
57	34 Br-MeFOSAA	570. > 419		5.467e3	0.243	4.90							YES
58	80 Total N-MeFOSAA	570. > 419	0.000e0		0.243	5.11		0.000					
59	65 13C2-8:2 FTS-EIS	529 > 79.9	1.364e3		0.243	4.93	4.92	1363.737	12.5	48.906	95.0		
60	63 13C8-PFOS-EIS	507.0 > 80	2.091e3		0.243	4.66	4.65	2090.904	12.5	45.135	87.6		
61	67 13C2-PFUdA-EIS	565 > 519.8	9.474e3		0.243	5.29	5.28	9474.147	12.5	41.218	80.0		
62	66 d3-N-MeFOSAA-EIS	573 > 419	5.467e3		0.243	5.11	5.10	5467.083	12.5	40.557	78.8		
63	66 d3-N-MeFOSAA-EIS	573 > 419	5.467e3		0.243	5.11	5.10	5467.083	12.5	40.557	78.8		
64	66 d3-N-MeFOSAA-EIS	573 > 419	5.467e3		0.243	5.11	5.10	5467.083	12.5	40.557	78.8		
65	-1												
66	35 L-EtFOSAA	584 > 419		4.766e3	0.243	5.26							YES
67	36 Br-ETFOSAA	584 > 419		4.766e3	0.243	5.05							YES
68	81 Total N-EtFOSAA	584 > 419	0.000e0		0.243	5.27		0.000					
69	39 11CI-PF3OUdS	630.9 > 450.9		1.074e4	0.243	5.51							YES
70	38 PFDS	599.0 > 80.0		2.091e3	0.243	5.32							YES
71	41 PFDoA	612.9 > 569.0		1.074e4	0.243	5.57							YES
72	68 d5-N-EtFOSAA-EIS	589 > 419	4.766e3		0.243	5.27	5.26	4765.952	12.5	41.795	81.2		

Dataset: Z:\Projects\PFAS.PRO\Results\210515M2\210515M2-46-56.qld

Last Altered: Thursday, May 20, 2021 16:47:41 Pacific Daylight Time
 Printed: Thursday, May 20, 2021 16:47:52 Pacific Daylight Time

Name: 210515M2_51, Date: 15-May-2021, Time: 22:33:18, ID: 2105025-01 0.24274, Description: NH-26

	# Name	Trace	Area	IS Area	wt/vol	Pred.RT	RT	Response	Std. Conc	Conc.	%Rec	Ion Ratio	Ratio Out?
73	68 d5-N-EtFOSAA-EIS	589 > 419	4.766e3		0.243	5.27	5.26	4765.952	12.5	41.795	81.2		
74	68 d5-N-EtFOSAA-EIS	589 > 419	4.766e3		0.243	5.27	5.26	4765.952	12.5	41.795	81.2		
75	69 13C2-PFDoA-EIS	615 > 570	1.074e4		0.243	5.58	5.57	10739.753	12.5	40.540	78.7		
76	63 13C8-PFOS-EIS	507.0 > 80	2.091e3		0.243	4.66	4.65	2090.904	12.5	45.135	87.6		
77	69 13C2-PFDoA-EIS	615 > 570	1.074e4		0.243	5.58	5.57	10739.753	12.5	40.540	78.7		
78	-1												
79	42 N-MeFOSA	511.9 > 169		4.881e2	0.243	5.64							YES
80	43 PFTrDA	662.9 > 618.9		1.074e4	0.243	5.83							YES
81	44 PFDoS	698.9 > 80		7.018e3	0.243	5.86							YES
82	45 PFTeDA	713.0 > 669.0		7.018e3	0.243	6.05							YES
83	46 N-EtFOSA	526 > 169		6.074e2	0.243	6.06							YES
84	49 N-MeFOSE	616 > 59		2.903e3	0.243	6.26							
85	71 d3-N-MeFOSA-EIS	515.2 > 168.9	4.881e2		0.243	5.66	5.66	488.080	149.2	27.019	4.4		
86	69 13C2-PFDoA-EIS	615 > 570	1.074e4		0.243	5.58	5.57	10739.753	12.5	40.540	78.7		
87	72 13C2-PFTeDA-EIS	715.1 > 669.7	7.018e3		0.243	6.06	6.05	7017.707	12.5	40.836	79.3		
88	72 13C2-PFTeDA-EIS	715.1 > 669.7	7.018e3		0.243	6.06	6.05	7017.707	12.5	40.836	79.3		
89	73 d5-N-ETFOSA-EIS	531.1 > 168.9	6.074e2		0.243	6.09	6.08	607.351	149.2	25.655	4.2		
90	75 d7-N-MeFOSE-EIS	623.1 > 58.9	2.903e3		0.243	6.26	6.26	2903.185	149.2	247.496	40.3		
91	-1												
92	50 N-EtFOSE	630.1 > 58.9		3.279e3	0.243	6.41							
93	82 TDCA	498.3>106.9			0.243	4.91							YES
94	82 TDCA	498.3>106.9			0.243	4.91							YES
95	82 TDCA	498.3>106.9			0.243	4.91							YES
96	82 TDCA	498.3>106.9			0.243	4.91							YES
97	63 13C8-PFOS-EIS	507.0 > 80	2.091e3		0.243	4.66	4.65	2090.904	12.5	45.135	87.6		
98	76 d9-N-EtFOSE-EIS	639.2 > 58.8	3.279e3		0.243	6.41	6.41	3279.284	149.2	242.734	39.5		
99	63 13C8-PFOS-EIS	507.0 > 80	2.091e3		0.243	4.66	4.65	2090.904	12.5	45.135	87.6		
100	63 13C8-PFOS-EIS	507.0 > 80	2.091e3		0.243	4.66	4.65	2090.904	12.5	45.135	87.6		
101	63 13C8-PFOS-EIS	507.0 > 80	2.091e3		0.243	4.66	4.65	2090.904	12.5	45.135	87.6		
102	63 13C8-PFOS-EIS	507.0 > 80	2.091e3		0.243	4.66	4.65	2090.904	12.5	45.135	87.6		

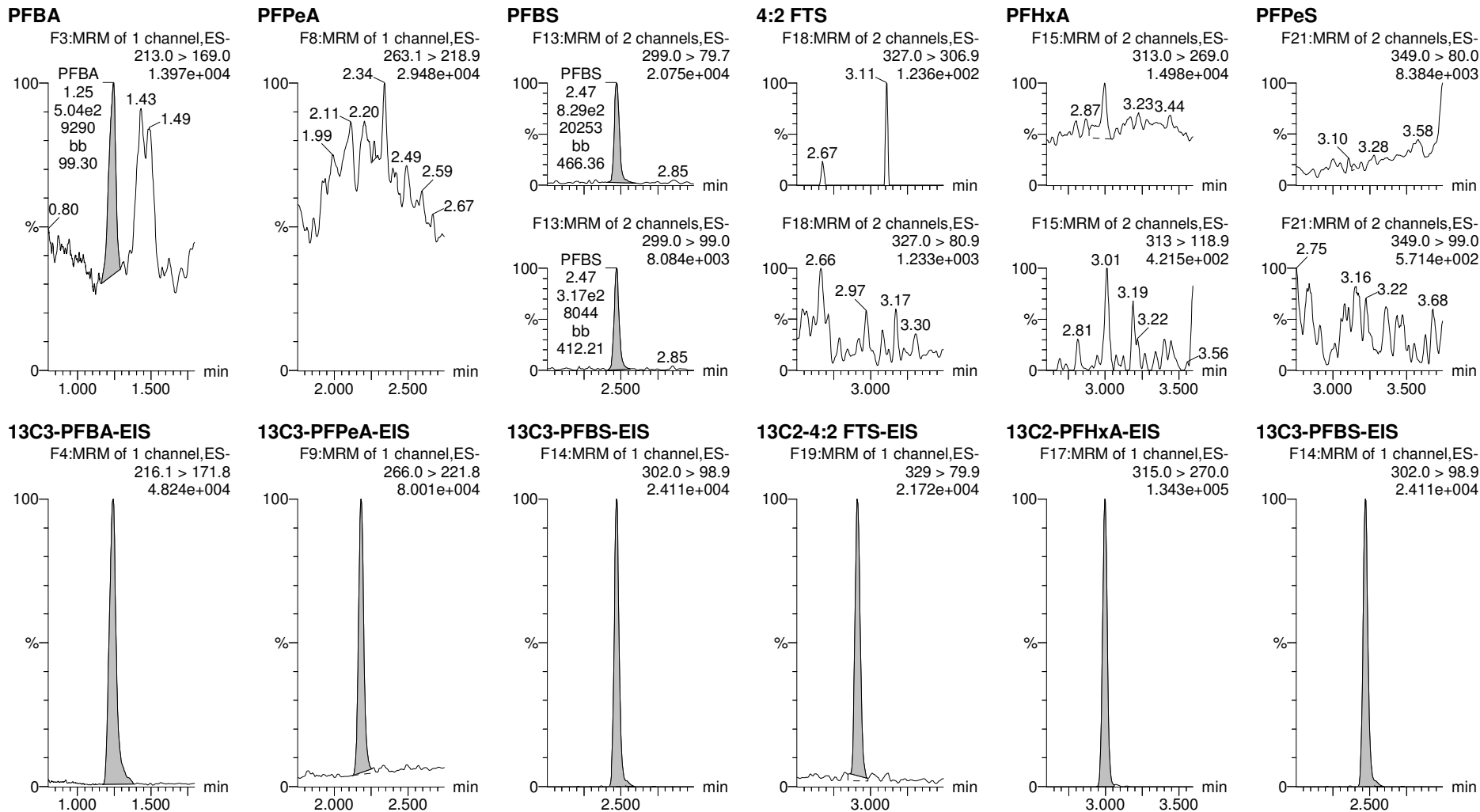
Dataset: Z:\Projects\PFAS.PRO\Results\210515M2\210515M2-46-56.qld

Last Altered: Thursday, May 20, 2021 16:47:41 Pacific Daylight Time

Printed: Thursday, May 20, 2021 16:47:52 Pacific Daylight Time

Method: Z:\Projects\PFAS.PRO\MethDB\PFAS_FULL_80C_051521.mdb 17 May 2021 08:41:05
Calibration: Z:\Projects\PFAS.PRO\CurveDB\C18_VAL-PFAS_Q4_05-15-21.cdb 17 May 2021 09:24:52

Name: 210515M2_51, Date: 15-May-2021, Time: 22:33:18, ID: 2105025-01 0.24274, Description: NH-26

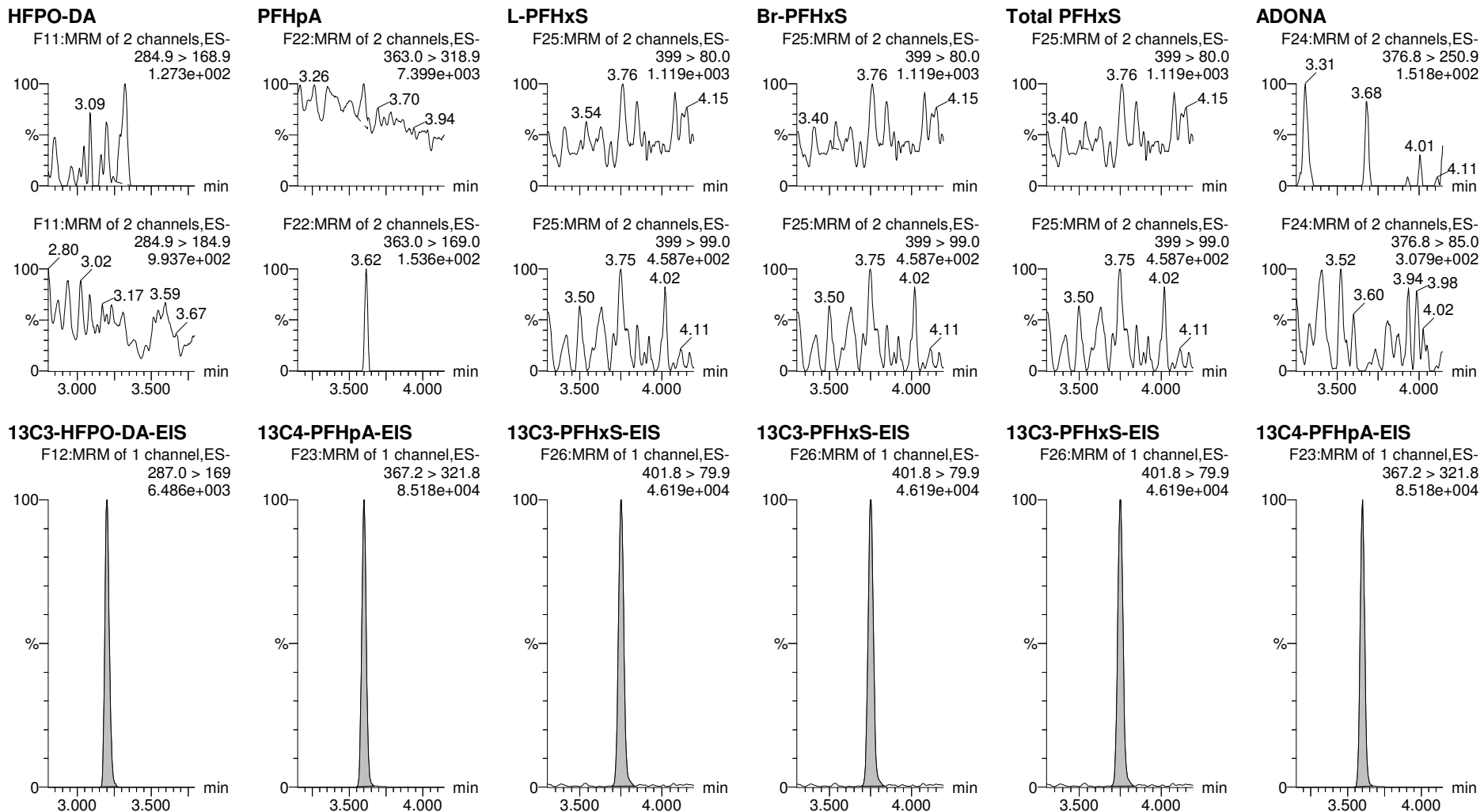


Dataset: Z:\Projects\PFAS.PRO\Results\210515M2\210515M2-46-56.qld

Last Altered: Thursday, May 20, 2021 16:47:41 Pacific Daylight Time

Printed: Thursday, May 20, 2021 16:47:52 Pacific Daylight Time

Name: 210515M2_51, Date: 15-May-2021, Time: 22:33:18, ID: 2105025-01 0.24274, Description: NH-26



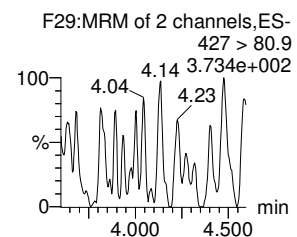
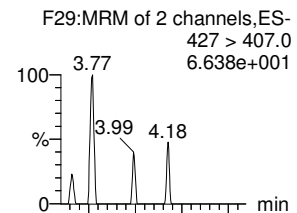
Dataset: Z:\Projects\PFAS.PRO\Results\210515M2\210515M2-46-56.qld

Last Altered: Thursday, May 20, 2021 16:47:41 Pacific Daylight Time

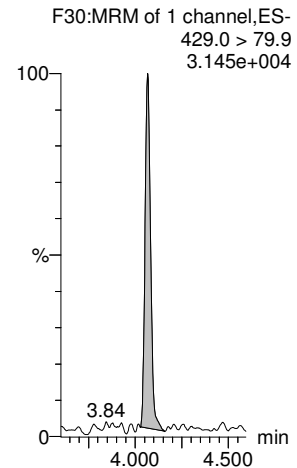
Printed: Thursday, May 20, 2021 16:47:52 Pacific Daylight Time

Name: 210515M2_51, Date: 15-May-2021, Time: 22:33:18, ID: 2105025-01 0.24274, Description: NH-26

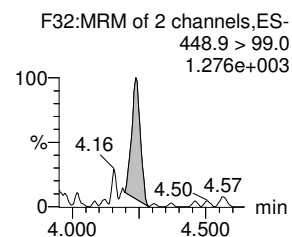
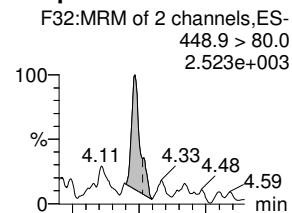
6:2 FTS



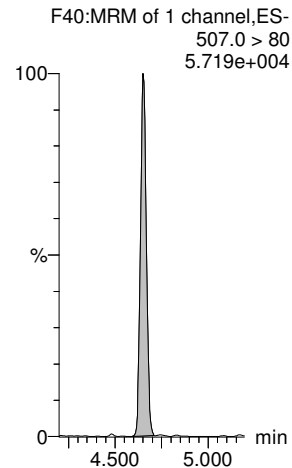
13C2-6:2 FTS-EIS



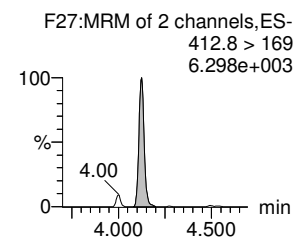
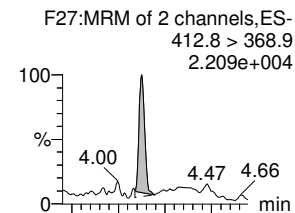
PFHps



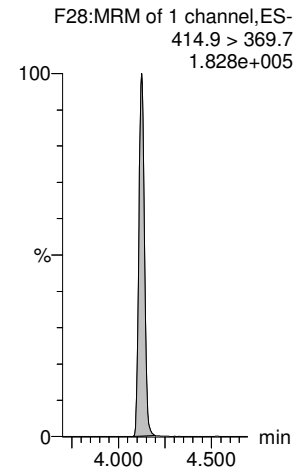
13C8-PFOS-EIS



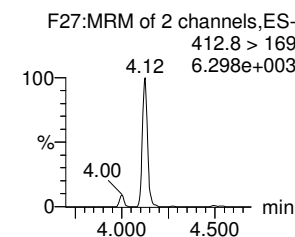
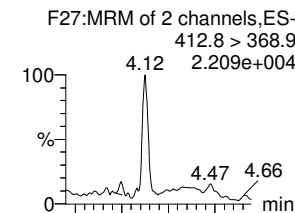
L-PFOA



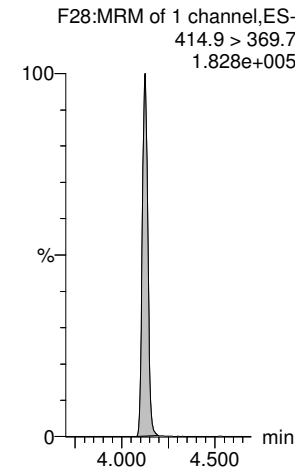
13C2-PFOA-EIS



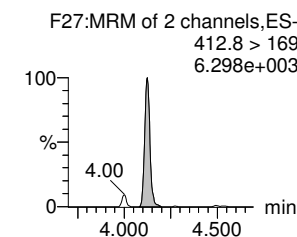
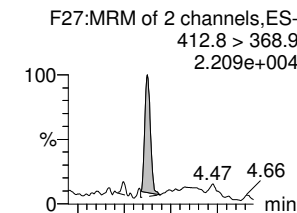
Br-PFOA



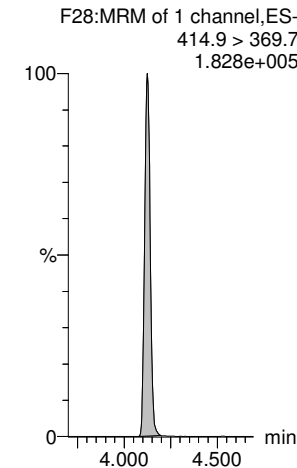
13C2-PFOA-EIS



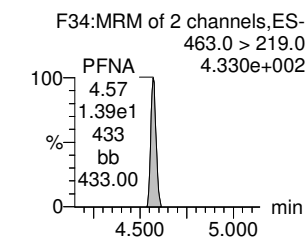
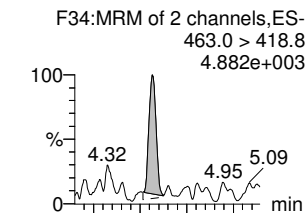
Total PFOA



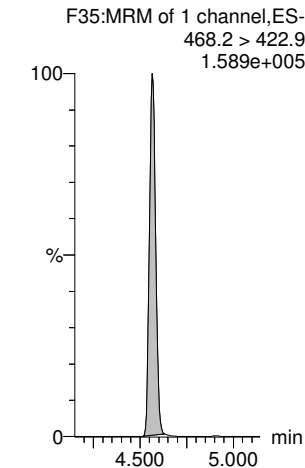
13C2-PFOA-EIS



PFNA



13C5-PFNA-EIS



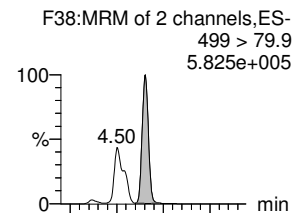
Dataset: Z:\Projects\PFAS.PRO\Results\210515M2\210515M2-46-56.qld

Last Altered: Thursday, May 20, 2021 16:47:41 Pacific Daylight Time

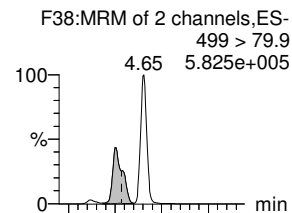
Printed: Thursday, May 20, 2021 16:47:52 Pacific Daylight Time

Name: 210515M2_51, Date: 15-May-2021, Time: 22:33:18, ID: 2105025-01 0.24274, Description: NH-26

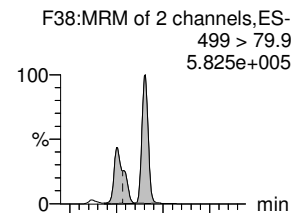
L-PFOS



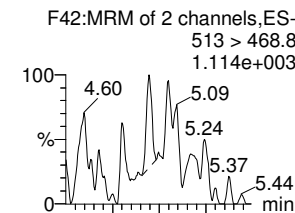
Br-PFOS



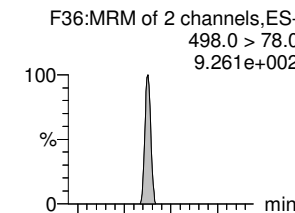
Total PFOS



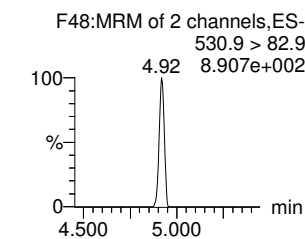
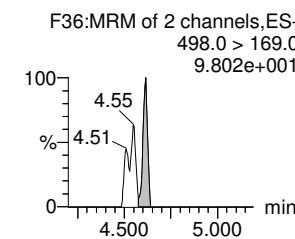
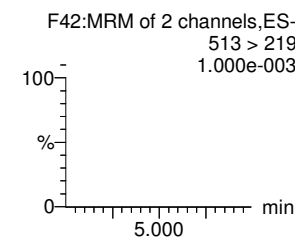
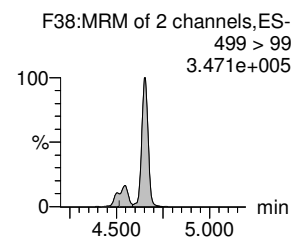
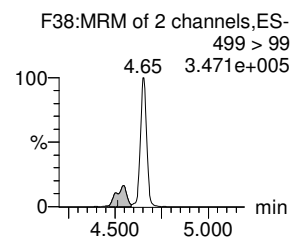
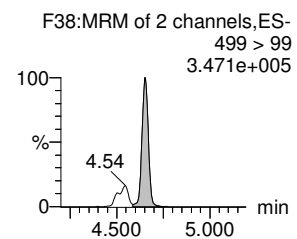
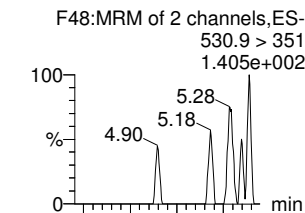
PFDA



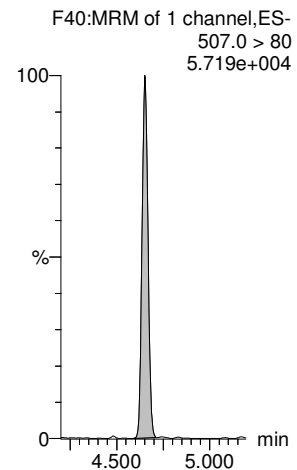
PFOSA



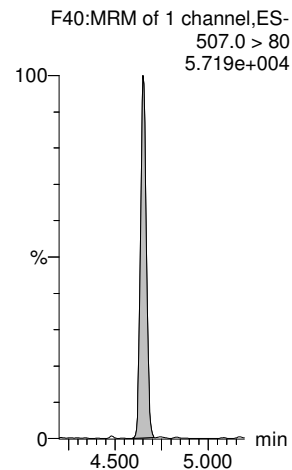
9CI-PF3ONS



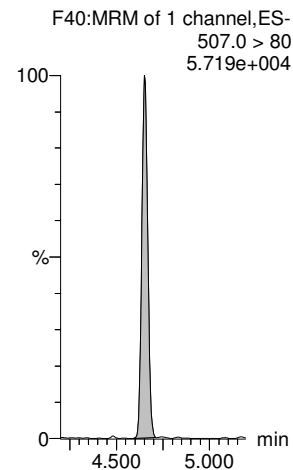
13C8-PFOS-EIS



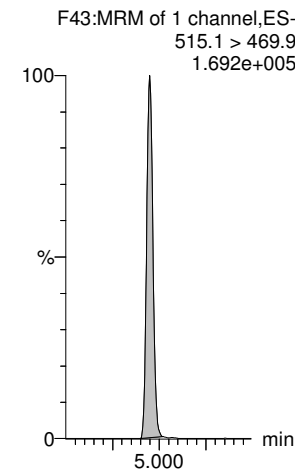
13C8-PFOS-EIS



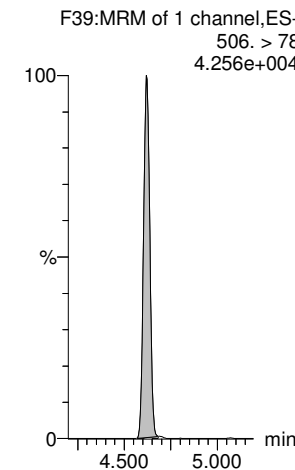
13C8-PFOS-EIS



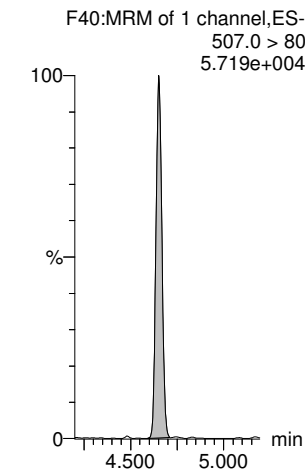
13C2-PFDA-EIS



13C8-PFOSA-EIS



13C8-PFOS-EIS

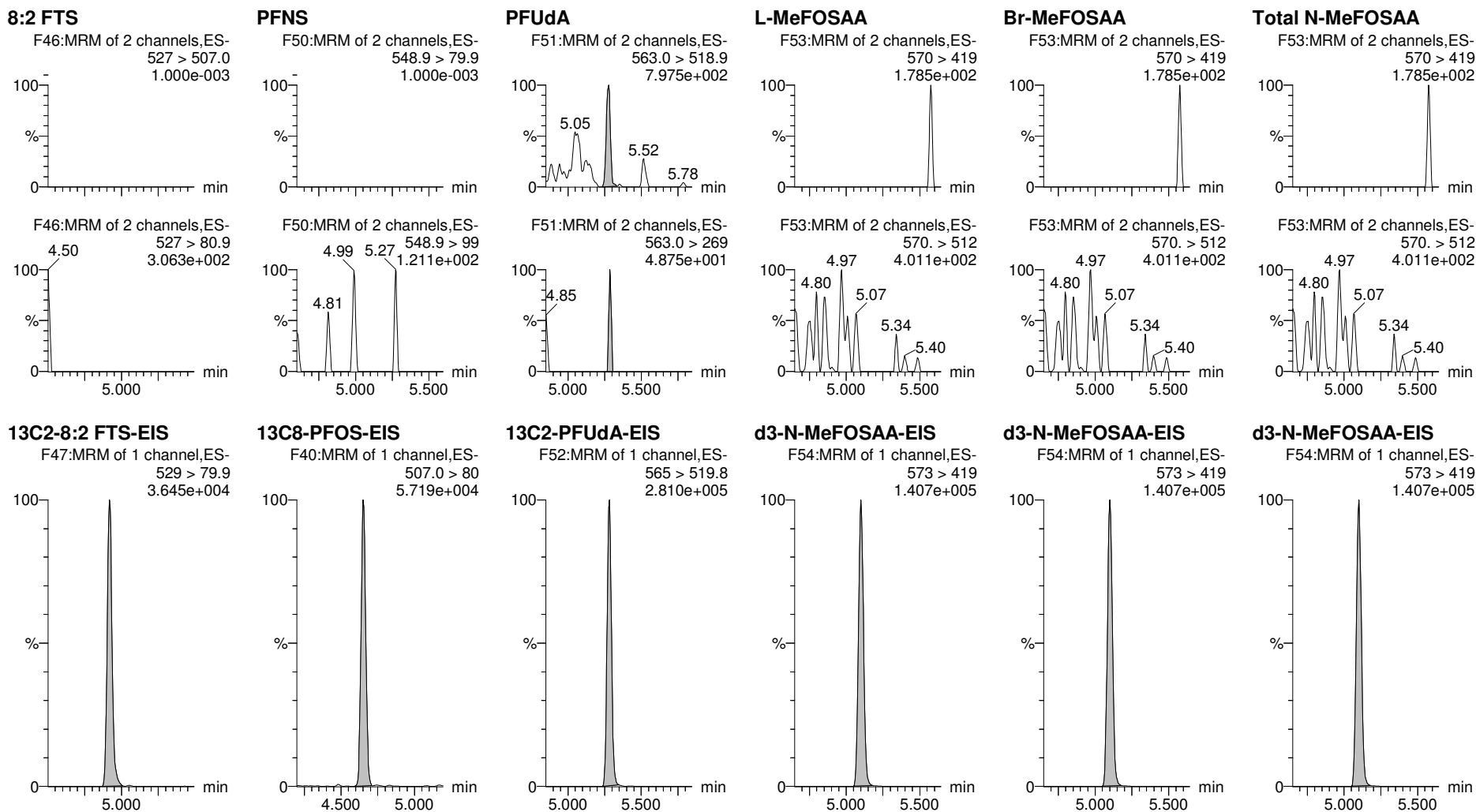


Dataset: Z:\Projects\PFAS.PRO\Results\210515M2\210515M2-46-56.qld

Last Altered: Thursday, May 20, 2021 16:47:41 Pacific Daylight Time

Printed: Thursday, May 20, 2021 16:47:52 Pacific Daylight Time

Name: 210515M2_51, Date: 15-May-2021, Time: 22:33:18, ID: 2105025-01 0.24274, Description: NH-26



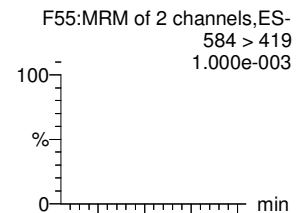
Dataset: Z:\Projects\PFAS.PRO\Results\210515M2\210515M2-46-56.qld

Last Altered: Thursday, May 20, 2021 16:47:41 Pacific Daylight Time

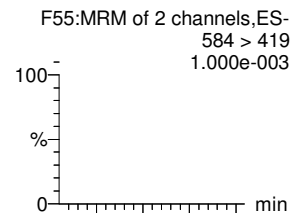
Printed: Thursday, May 20, 2021 16:47:52 Pacific Daylight Time

Name: 210515M2_51, Date: 15-May-2021, Time: 22:33:18, ID: 2105025-01 0.24274, Description: NH-26

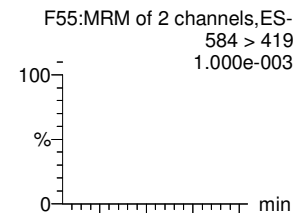
L-EtFOSAA



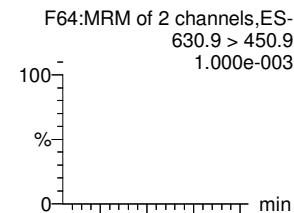
Br-ETFOSAA



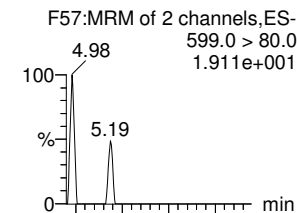
Total N-EtFOSAA



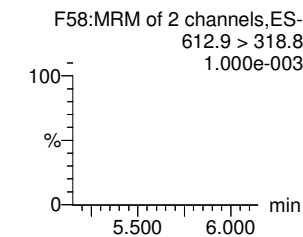
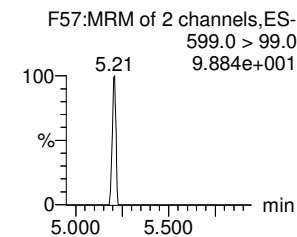
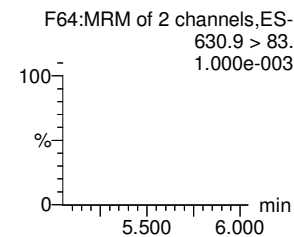
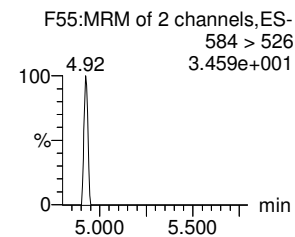
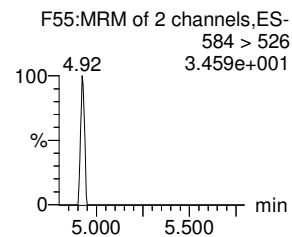
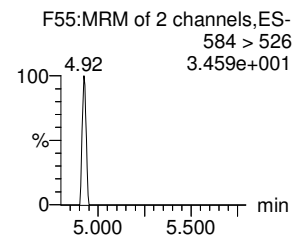
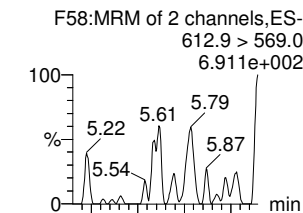
11Cl-PF3OUdS



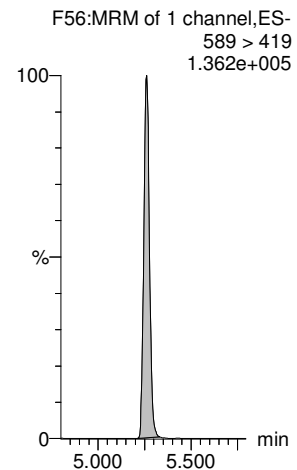
PFDS



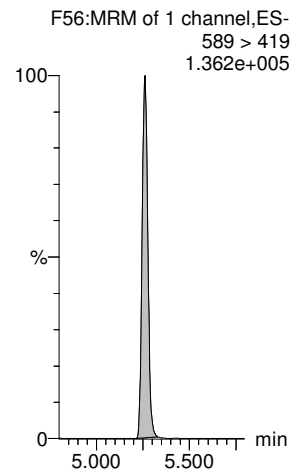
PFDoA



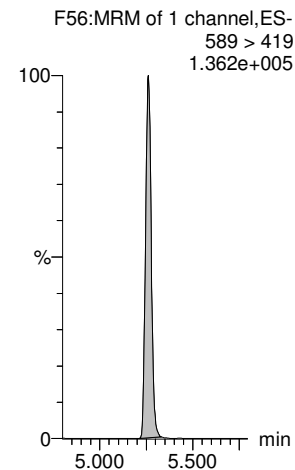
d5-N-EtFOSAA-EIS



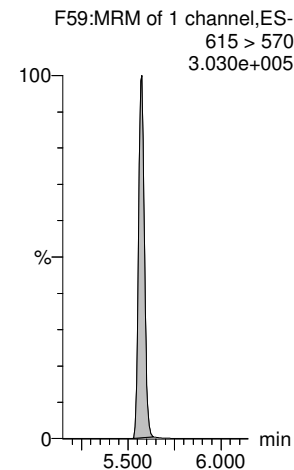
d5-N-EtFOSAA-EIS



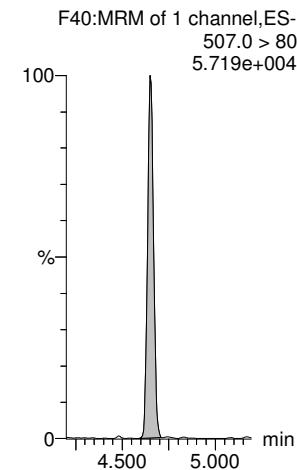
d5-N-EtFOSAA-EIS



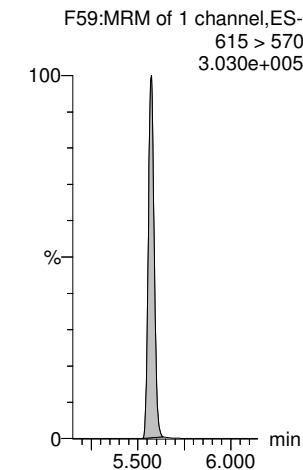
13C2-PFDoA-EIS



13C8-PFOS-EIS



13C2-PFDoA-EIS



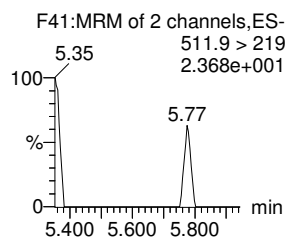
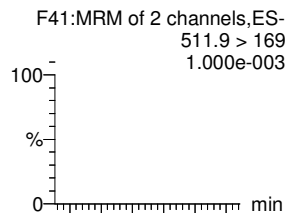
Dataset: Z:\Projects\PFAS.PRO\Results\210515M2\210515M2-46-56.qld

Last Altered: Thursday, May 20, 2021 16:47:41 Pacific Daylight Time

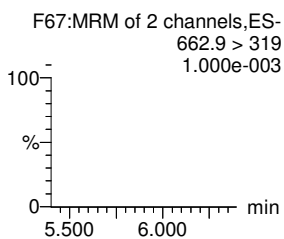
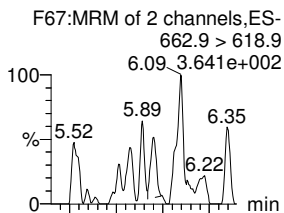
Printed: Thursday, May 20, 2021 16:47:52 Pacific Daylight Time

Name: 210515M2_51, Date: 15-May-2021, Time: 22:33:18, ID: 2105025-01 0.24274, Description: NH-26

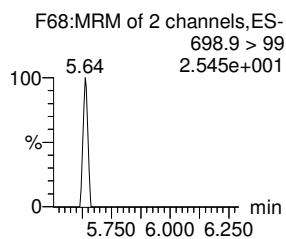
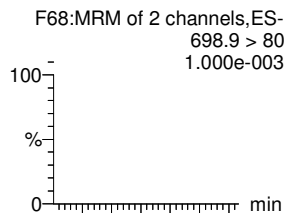
N-MeFOSA



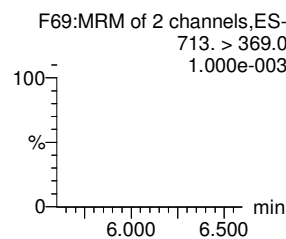
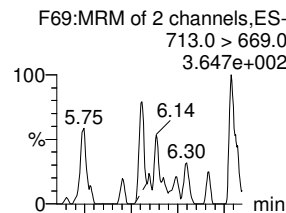
PFTrDA



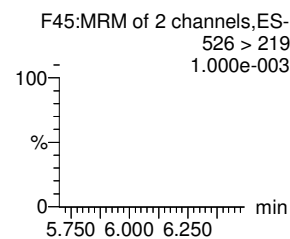
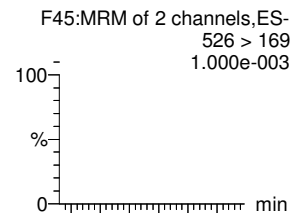
PFDoS



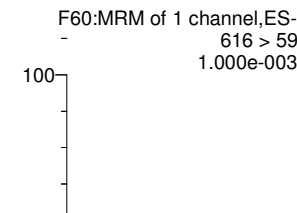
PFTeDA



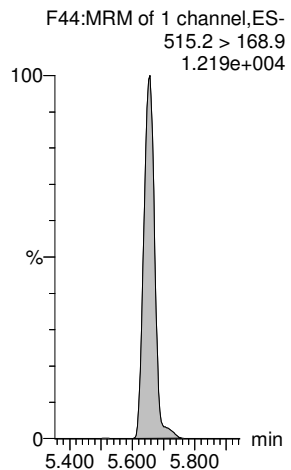
N-EtFOSA



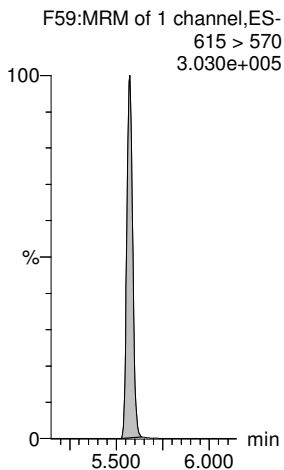
N-MeFOSE



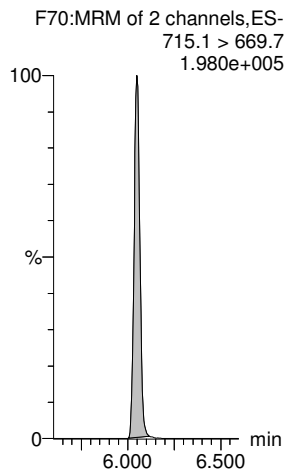
d3-N-MeFOSA-EIS



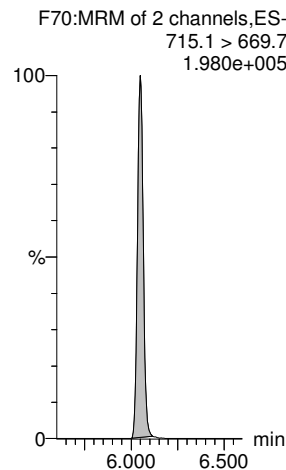
13C2-PFDoS-EIS



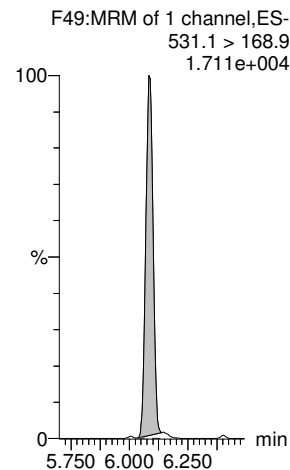
13C2-PFTeDA-EIS



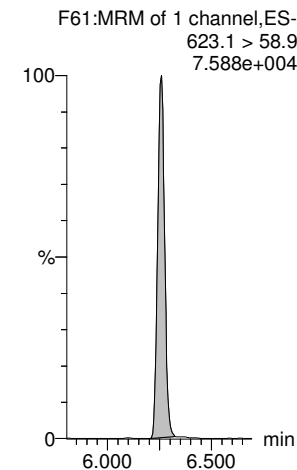
13C2-PFTeDA-EIS



d5-N-ETFOSE-EIS



d7-N-MeFOSE-EIS



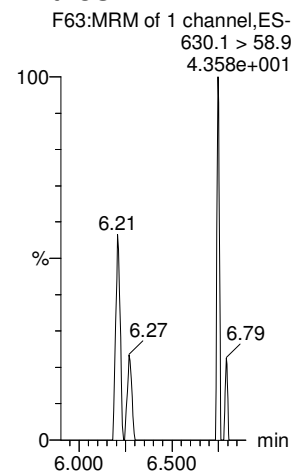
Dataset: Z:\Projects\PFAS.PRO\Results\210515M2\210515M2-46-56.qld

Last Altered: Thursday, May 20, 2021 16:47:41 Pacific Daylight Time

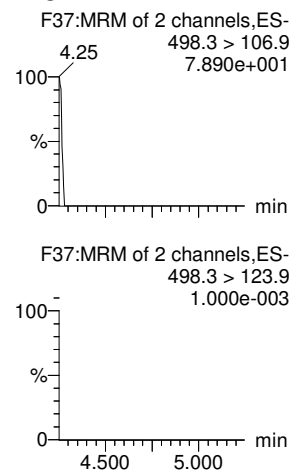
Printed: Thursday, May 20, 2021 16:47:52 Pacific Daylight Time

Name: 210515M2_51, Date: 15-May-2021, Time: 22:33:18, ID: 2105025-01 0.24274, Description: NH-26

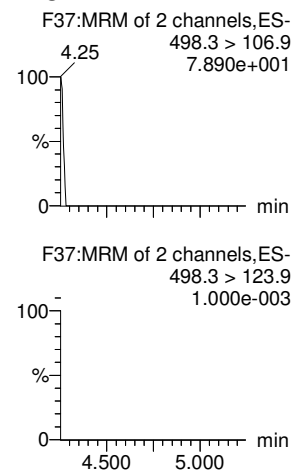
N-EtFOSE




TDCA




TDCA



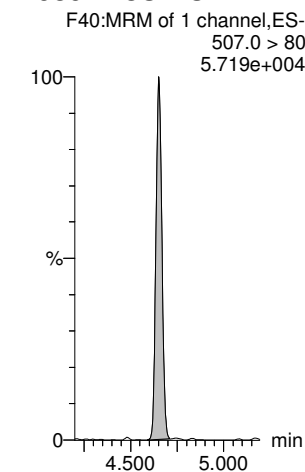
TDCA



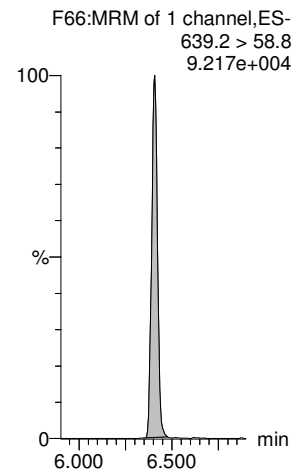
TDCA



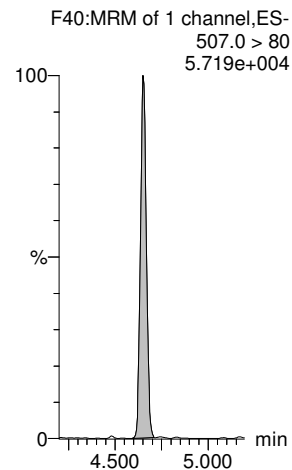
13C8-PFOS-EIS



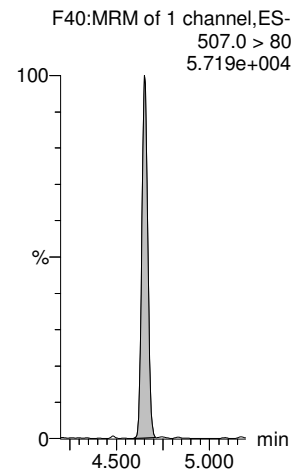
d9-N-EtFOSE-EIS



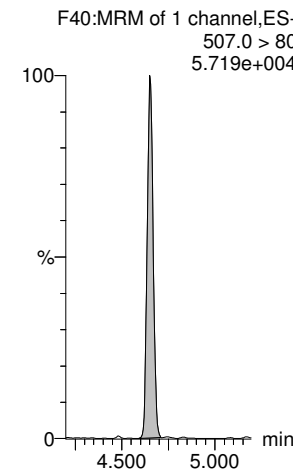
13C8-PFOS-EIS



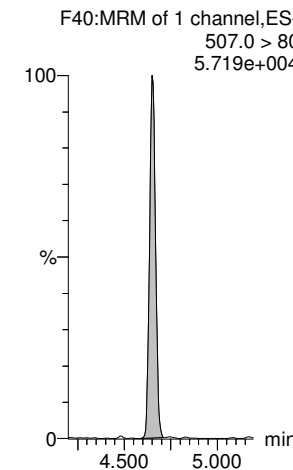
13C8-PFOS-EIS



13C8-PFOS-EIS



13C8-PFOS-EIS



Dataset: Z:\Projects\PFAS.PRO\Results\210515M2\210515M2-46-56.qld

Last Altered: Thursday, May 20, 2021 16:49:40 Pacific Daylight Time

Printed: Thursday, May 20, 2021 16:50:22 Pacific Daylight Time

Name: 210515M2_52, Date: 15-May-2021, Time: 22:43:43, ID: 2105025-02 0.2475, Description: TEC-4

#	Name	Trace	Area	IS Area	wt/vol	Pred.RT	RT	Response	Std. Conc	Conc.	%Rec	Ion Ratio	Ratio Out?
1	1 PFBA	213.0 > 169.0	7.068e2	2.159e3	0.248	1.24	1.24	4.093		12.266			
2	5 PFPeA	263.1 > 218.9		2.982e3	0.248	2.18							
3	7 PFBS	299.0 > 79.7	2.756e2	8.629e2	0.248	2.46	2.47	3.992		9.694		2.752	NO
4	10 4:2 FTS	327.0 > 306.9		7.840e2	0.248	2.91							YES
5	11 PFHxA	313.0 > 269.0	5.786e2	4.361e3	0.248	2.99	2.99	1.659		5.674		12.541	NO
6	12 PFPeS	349.0 > 80.0		8.629e2	0.248	3.18							YES
7	51 13C3-PFBA-EIS	216.1 > 171.8	2.159e3		0.248	1.27	1.24	2158.885	12.5	36.935	73.1		
8	52 13C3-PFPeA-EIS	266.0 > 221.8	2.982e3		0.248	2.19	2.18	2981.800	12.5	39.863	78.9		
9	53 13C3-PFBS-EIS	302.0 > 98.9	8.629e2		0.248	2.48	2.46	862.895	12.5	40.427	80.0		
10	55 13C2-4:2 FTS-EIS	329 > 79.9	7.840e2		0.248	2.92	2.91	784.009	12.5	39.867	78.9		
11	56 13C2-PFHxA-EIS	315.0 > 270.0	4.361e3		0.248	3.01	2.99	4360.534	12.5	36.605	72.5		
12	53 13C3-PFBS-EIS	302.0 > 98.9	8.629e2		0.248	2.48	2.46	862.895	12.5	40.427	80.0		
13	-1												
14	13 HFPO-DA	284.9 > 168.9		2.012e2	0.248	3.20							YES
15	15 PFHpA	363.0 > 318.9		2.790e3	0.248	3.60							YES
16	17 L-PFHxS	399 > 80.0		1.664e3	0.248	3.75							YES
17	18 Br-PFHxS	399 > 80.0		1.664e3	0.248	3.60							YES
18	77 Total PFHxS	399 > 80	0.000e0		0.248	3.75		0.000					
19	16 ADONA	376.8 > 250.9		2.790e3	0.248	3.69							YES
20	54 13C3-HFPO-DA-EIS	287.0 > 169	2.012e2		0.248	3.21	3.20	201.159	12.5	41.930	83.0		
21	57 13C4-PFHpA-EIS	367.2 > 321.8	2.790e3		0.248	3.61	3.60	2789.744	12.5	39.831	78.9		
22	58 13C3-PFHxS-EIS	401.8 > 79.9	1.664e3		0.248	3.76	3.75	1663.941	12.5	41.607	82.4		
23	58 13C3-PFHxS-EIS	401.8 > 79.9	1.664e3		0.248	3.76	3.75	1663.941	12.5	41.607	82.4		
24	58 13C3-PFHxS-EIS	401.8 > 79.9	1.664e3		0.248	3.76	3.75	1663.941	12.5	41.607	82.4		
25	57 13C4-PFHpA-EIS	367.2 > 321.8	2.790e3		0.248	3.61	3.60	2789.744	12.5	39.831	78.9		
26	-1												
27	19 6:2 FTS	427 > 407.0		8.993e2	0.248	4.07							YES
28	23 PFHpS	448.9 > 80.0		2.013e3	0.248	4.23							YES
29	20 L-PFOA	412.8 > 368.9	1.673e3	5.992e3	0.248	4.12	4.12	3.490		9.325		5.220	NO
30	21 Br-PFOA	412.8 > 368.9		5.992e3	0.248	3.96							YES
31	78 Total PFOA	412.8 > 368.9	1.673e3		0.248	4.11		3.490		9.325			
32	25 PFNA	463.0 > 418.8	3.142e2	5.745e3	0.248	4.57	4.57	0.684		1.824		5.158	NO
33	59 13C2-6:2 FTS-EIS	429.0 > 79.9	8.993e2		0.248	4.07	4.07	899.340	12.5	40.090	79.4		
34	63 13C8-PFOS-EIS	507.0 > 80	2.013e3		0.248	4.66	4.65	2012.846	12.5	42.614	84.4		
35	62 13C2-PFOA-EIS	414.9 > 369.7	5.992e3		0.248	4.13	4.12	5991.607	12.5	40.352	79.9		
36	62 13C2-PFOA-EIS	414.9 > 369.7	5.992e3		0.248	4.13	4.12	5991.607	12.5	40.352	79.9		

Dataset: Z:\Projects\PFAS.PRO\Results\210515M2\210515M2-46-56.qld

Last Altered: Thursday, May 20, 2021 16:49:40 Pacific Daylight Time
 Printed: Thursday, May 20, 2021 16:50:22 Pacific Daylight Time

Name: 210515M2_52, Date: 15-May-2021, Time: 22:43:43, ID: 2105025-02 0.2475, Description: TEC-4

#	Name	Trace	Area	IS Area	wt/vol	Pred.RT	RT	Response	Std. Conc	Conc.	%Rec	Ion Ratio	Ratio Out?
37	62 13C2-PFOA-EIS	414.9 > 369.7	5.992e3		0.248	4.13	4.12	5991.607	12.5	40.352	79.9		
38	60 13C5-PFNA-EIS	468.2 > 422.9	5.745e3		0.248	4.58	4.57	5745.280	12.5	41.479	82.1		
39	-1												
40	27 L-PFOS	499 > 79.9	2.079e3	2.013e3	0.248	4.65	4.65	12.912		53.268		1.430	NO
41	28 Br-PFOS	499 > 79.9	4.007e3	2.013e3	0.248	4.46	4.50	24.887		102.285		4.489	NO
42	79 Total PFOS	499 > 79.9	6.087e3		0.248	4.69		37.799		155.553			
43	30 PFDA	513 > 468.8		6.091e3	0.248	4.95							YES
44	26 PFOSA	498.0 > 78.0	1.098e2	1.951e3	0.248	4.62	4.62	0.703		2.919		41.171	NO
45	29 9CI-PF3ONS	530.9>351		2.013e3	0.248	4.87							YES
46	63 13C8-PFOS-EIS	507.0 > 80	2.013e3		0.248	4.66	4.65	2012.846	12.5	42.614	84.4		
47	63 13C8-PFOS-EIS	507.0 > 80	2.013e3		0.248	4.66	4.65	2012.846	12.5	42.614	84.4		
48	63 13C8-PFOS-EIS	507.0 > 80	2.013e3		0.248	4.66	4.65	2012.846	12.5	42.614	84.4		
49	64 13C2-PFDA-EIS	515.1 > 469.9	6.091e3		0.248	4.96	4.95	6091.328	12.5	41.450	82.1		
50	61 13C8-PFOSA-EIS	506. > 78	1.951e3		0.248	4.63	4.62	1951.151	12.5	27.617	54.7		
51	63 13C8-PFOS-EIS	507.0 > 80	2.013e3		0.248	4.66	4.65	2012.846	12.5	42.614	84.4		
52	-1												
53	31 8:2 FTS	527 > 507.0		1.022e3	0.248	4.92							YES
54	32 PFNS	548.9 > 79.9		2.013e3	0.248	5.01							YES
55	37 PFUdA	563.0 > 518.9		9.125e3	0.248	5.28							YES
56	33 L-MeFOSAA	570 > 419		5.119e3	0.248	5.10							YES
57	34 Br-MeFOSAA	570. > 419		5.119e3	0.248	4.90							YES
58	80 Total N-MeFOSAA	570. > 419	0.000e0		0.248	5.11		0.000					
59	65 13C2-8:2 FTS-EIS	529 > 79.9	1.022e3		0.248	4.93	4.92	1022.034	12.5	35.947	71.2		
60	63 13C8-PFOS-EIS	507.0 > 80	2.013e3		0.248	4.66	4.65	2012.846	12.5	42.614	84.4		
61	67 13C2-PFUdA-EIS	565 > 519.8	9.125e3		0.248	5.29	5.28	9124.594	12.5	38.934	77.1		
62	66 d3-N-MeFOSAA-EIS	573 > 419	5.119e3		0.248	5.11	5.10	5118.812	12.5	37.243	73.7		
63	66 d3-N-MeFOSAA-EIS	573 > 419	5.119e3		0.248	5.11	5.10	5118.812	12.5	37.243	73.7		
64	66 d3-N-MeFOSAA-EIS	573 > 419	5.119e3		0.248	5.11	5.10	5118.812	12.5	37.243	73.7		
65	-1												
66	35 L-EtFOSAA	584 > 419		4.404e3	0.248	5.26							YES
67	36 Br-ETFOSAA	584 > 419		4.404e3	0.248	5.05							YES
68	81 Total N-EtFOSAA	584 > 419	0.000e0		0.248	5.27		0.000					
69	39 11Cl-PF3OUdS	630.9 > 450.9		1.043e4	0.248	5.50							YES
70	38 PFDS	599.0 > 80.0		2.013e3	0.248	5.32							YES
71	41 PFDoA	612.9 > 569.0		1.043e4	0.248	5.57							YES
72	68 d5-N-EtFOSAA-EIS	589 > 419	4.404e3		0.248	5.27	5.26	4404.190	12.5	37.879	75.0		

Dataset: Z:\Projects\PFAS.PRO\Results\210515M2\210515M2-46-56.qld

Last Altered: Thursday, May 20, 2021 16:49:40 Pacific Daylight Time
 Printed: Thursday, May 20, 2021 16:50:22 Pacific Daylight Time

Name: 210515M2_52, Date: 15-May-2021, Time: 22:43:43, ID: 2105025-02 0.2475, Description: TEC-4

	# Name	Trace	Area	IS Area	wt/vol	Pred.RT	RT	Response	Std. Conc	Conc.	%Rec	Ion Ratio	Ratio Out?
73	68 d5-N-EtFOSAA-EIS	589 > 419	4.404e3		0.248	5.27	5.26	4404.190	12.5	37.879	75.0		
74	68 d5-N-EtFOSAA-EIS	589 > 419	4.404e3		0.248	5.27	5.26	4404.190	12.5	37.879	75.0		
75	69 13C2-PFDoA-EIS	615 > 570	1.043e4		0.248	5.58	5.57	10429.002	12.5	38.610	76.4		
76	63 13C8-PFOS-EIS	507.0 > 80	2.013e3		0.248	4.66	4.65	2012.846	12.5	42.614	84.4		
77	69 13C2-PFDoA-EIS	615 > 570	1.043e4		0.248	5.58	5.57	10429.002	12.5	38.610	76.4		
78	-1												
79	42 N-MeFOSA	511.9 > 169		1.919e3	0.248	5.64							YES
80	43 PFTrDA	662.9 > 618.9		1.043e4	0.248	5.83							YES
81	44 PFDoS	698.9 > 80		6.622e3	0.248	5.86							YES
82	45 PFTeDA	713.0 > 669.0		6.622e3	0.248	6.05							YES
83	46 N-EtFOSA	526 > 169		2.500e3	0.248	6.06							YES
84	49 N-MeFOSE	616 > 59		3.686e3	0.248	6.25							
85	71 d3-N-MeFOSA-EIS	515.2 > 168.9	1.919e3		0.248	5.66	5.66	1919.299	149.2	104.206	17.3		
86	69 13C2-PFDoA-EIS	615 > 570	1.043e4		0.248	5.58	5.57	10429.002	12.5	38.610	76.4		
87	72 13C2-PFTeDA-EIS	715.1 > 669.7	6.622e3		0.248	6.06	6.05	6622.370	12.5	37.795	74.8		
88	72 13C2-PFTeDA-EIS	715.1 > 669.7	6.622e3		0.248	6.06	6.05	6622.370	12.5	37.795	74.8		
89	73 d5-N-ETFOSA-EIS	531.1 > 168.9	2.500e3		0.248	6.09	6.08	2499.713	149.2	103.558	17.2		
90	75 d7-N-MeFOSE-EIS	623.1 > 58.9	3.686e3		0.248	6.26	6.25	3685.764	149.2	308.168	51.1		
91	-1												
92	50 N-EtFOSE	630.1 > 58.9		4.176e3	0.248	6.40							
93	82 TDCA	498.3>106.9			0.248	4.91							YES
94	82 TDCA	498.3>106.9			0.248	4.91							YES
95	82 TDCA	498.3>106.9			0.248	4.91							YES
96	82 TDCA	498.3>106.9			0.248	4.91							YES
97	63 13C8-PFOS-EIS	507.0 > 80	2.013e3		0.248	4.66	4.65	2012.846	12.5	42.614	84.4		
98	76 d9-N-EtFOSE-EIS	639.2 > 58.8	4.176e3		0.248	6.41	6.40	4175.719	149.2	303.144	50.3		
99	63 13C8-PFOS-EIS	507.0 > 80	2.013e3		0.248	4.66	4.65	2012.846	12.5	42.614	84.4		
100	63 13C8-PFOS-EIS	507.0 > 80	2.013e3		0.248	4.66	4.65	2012.846	12.5	42.614	84.4		
101	63 13C8-PFOS-EIS	507.0 > 80	2.013e3		0.248	4.66	4.65	2012.846	12.5	42.614	84.4		
102	63 13C8-PFOS-EIS	507.0 > 80	2.013e3		0.248	4.66	4.65	2012.846	12.5	42.614	84.4		

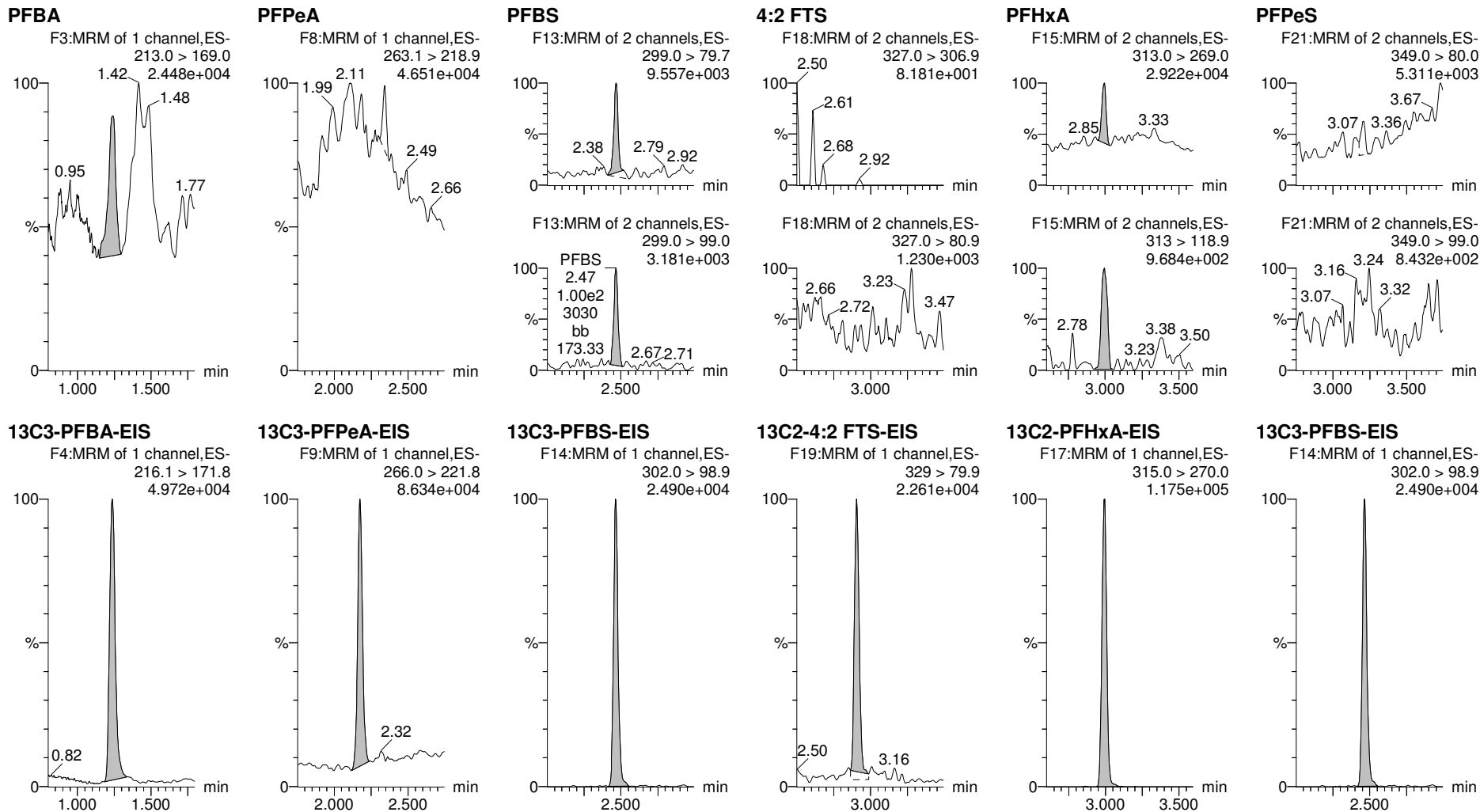
Dataset: Z:\Projects\PFAS.PRO\Results\210515M2\210515M2-46-56.qld

Last Altered: Thursday, May 20, 2021 16:49:40 Pacific Daylight Time

Printed: Thursday, May 20, 2021 16:50:22 Pacific Daylight Time

Method: Z:\Projects\PFAS.PRO\MethDB\PFAS_FULL_80C_051521.mdb 17 May 2021 08:41:05
Calibration: Z:\Projects\PFAS.PRO\CurveDB\C18_VAL-PFAS_Q4_05-15-21.cdb 17 May 2021 09:24:52

Name: 210515M2_52, Date: 15-May-2021, Time: 22:43:43, ID: 2105025-02 0.2475, Description: TEC-4

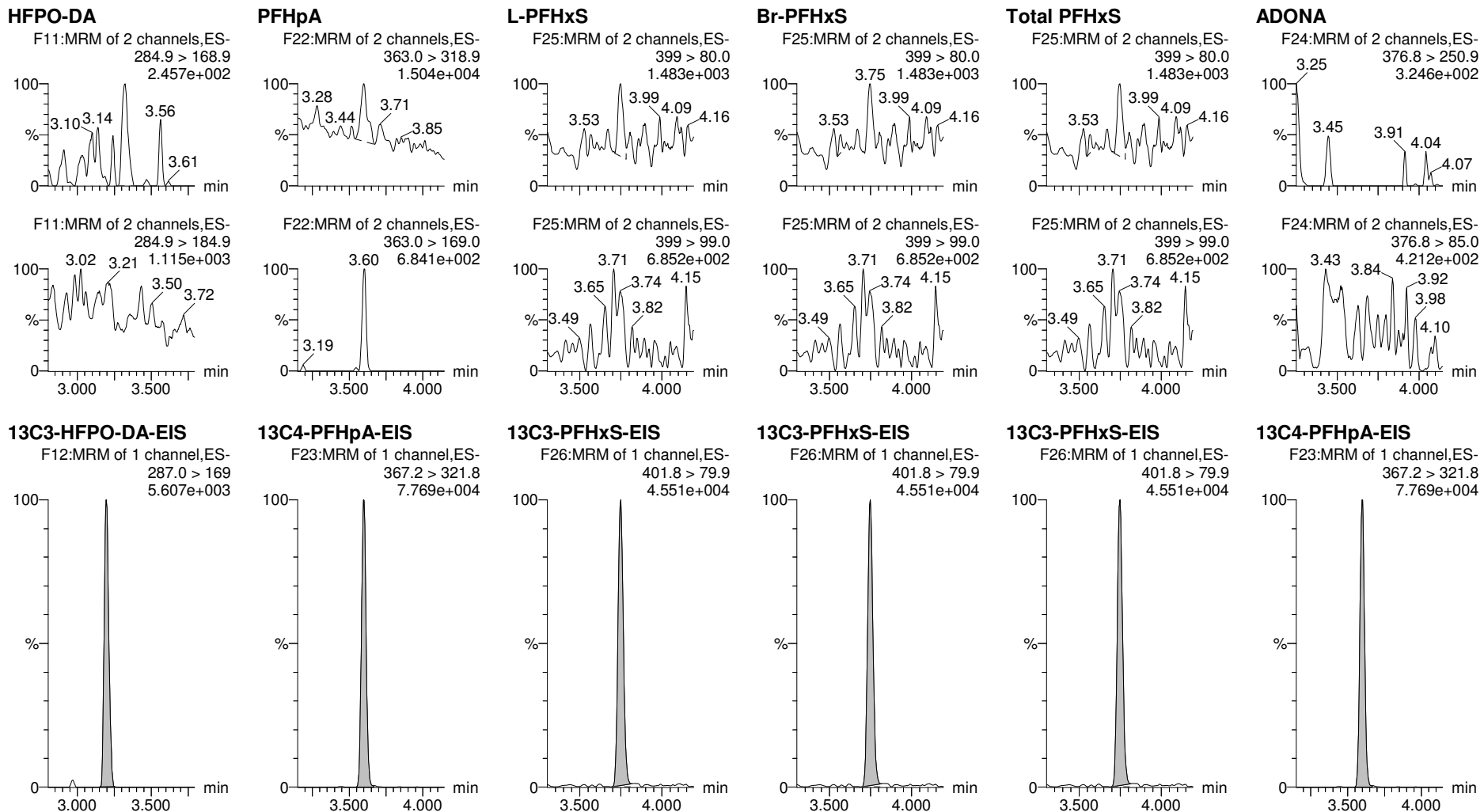


Dataset: Z:\Projects\PFAS.PRO\Results\210515M2\210515M2-46-56.qld

Last Altered: Thursday, May 20, 2021 16:49:40 Pacific Daylight Time

Printed: Thursday, May 20, 2021 16:50:22 Pacific Daylight Time

Name: 210515M2_52, Date: 15-May-2021, Time: 22:43:43, ID: 2105025-02 0.2475, Description: TEC-4

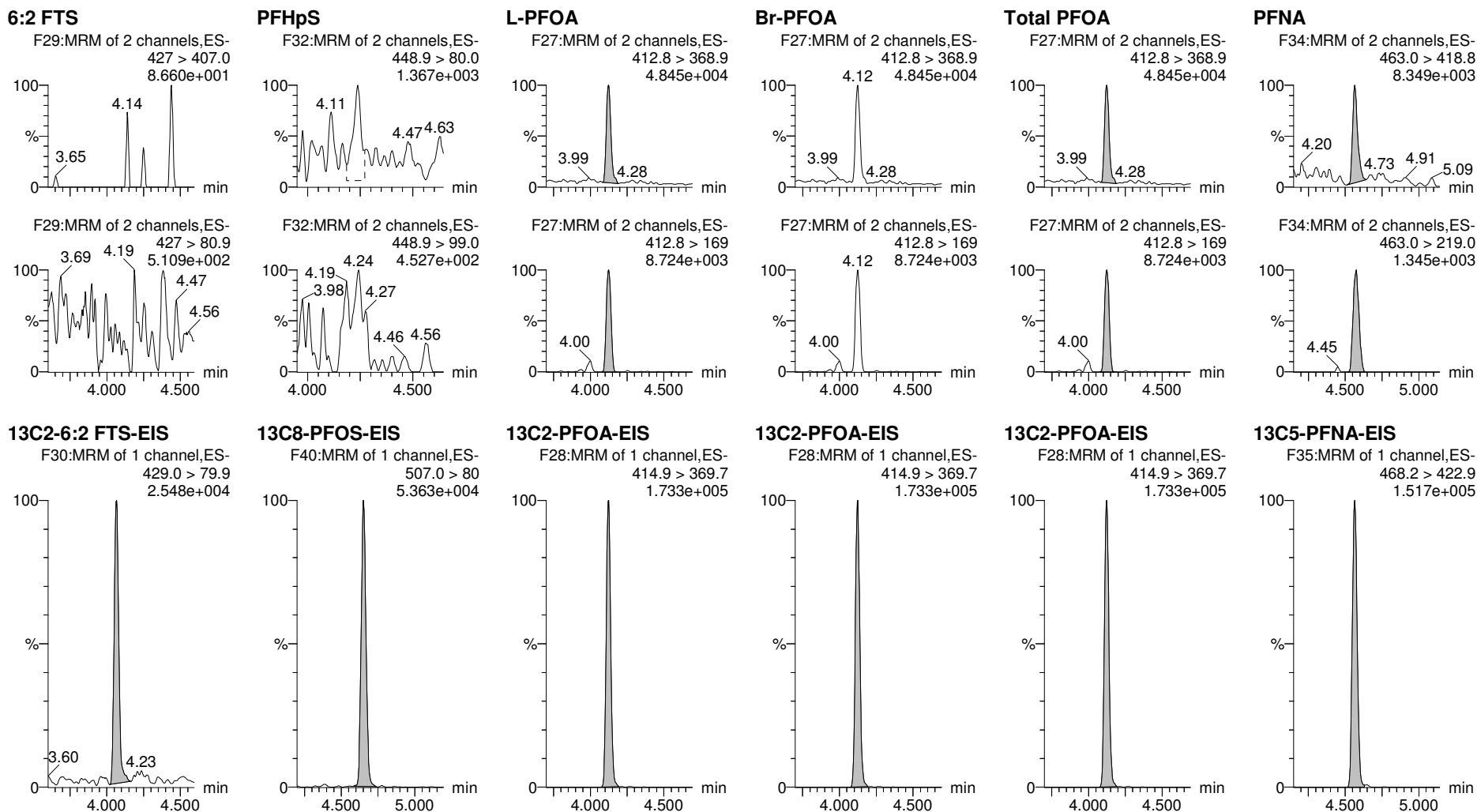


Dataset: Z:\Projects\PFAS.PRO\Results\210515M2\210515M2-46-56.qld

Last Altered: Thursday, May 20, 2021 16:49:40 Pacific Daylight Time

Printed: Thursday, May 20, 2021 16:50:22 Pacific Daylight Time

Name: 210515M2_52, Date: 15-May-2021, Time: 22:43:43, ID: 2105025-02 0.2475, Description: TEC-4



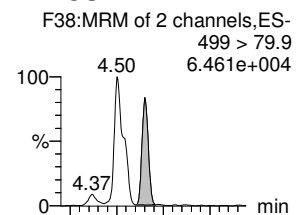
Dataset: Z:\Projects\PFAS.PRO\Results\210515M2\210515M2-46-56.qld

Last Altered: Thursday, May 20, 2021 16:49:40 Pacific Daylight Time

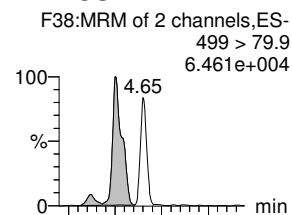
Printed: Thursday, May 20, 2021 16:50:22 Pacific Daylight Time

Name: 210515M2_52, Date: 15-May-2021, Time: 22:43:43, ID: 2105025-02 0.2475, Description: TEC-4

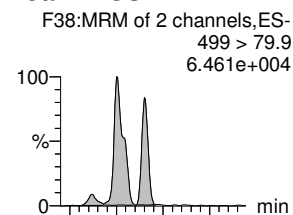
L-PFOS



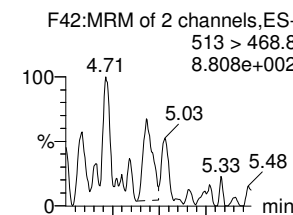
Br-PFOS



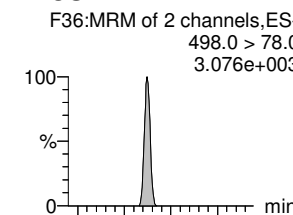
Total PFOS



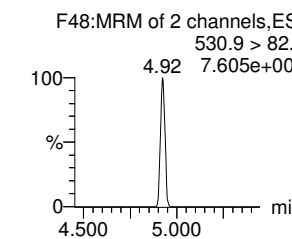
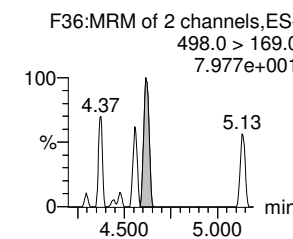
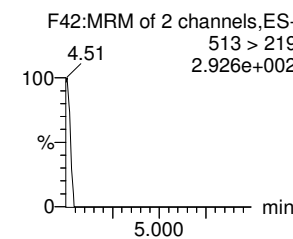
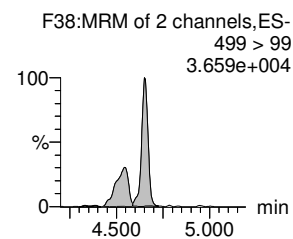
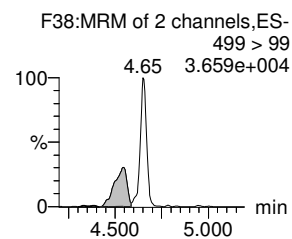
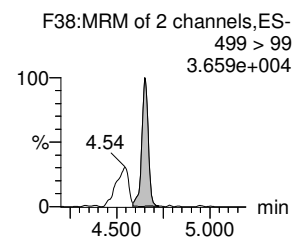
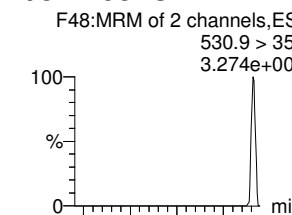
PFDA



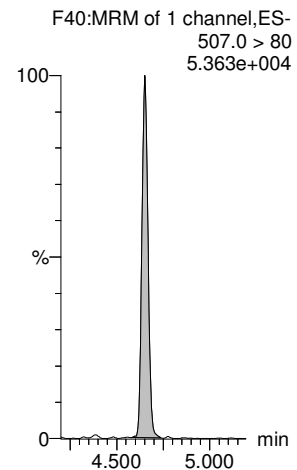
PFOSA



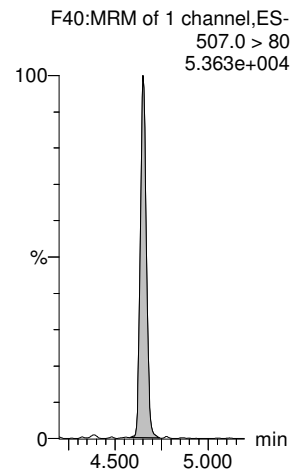
9CI-PF3ONS



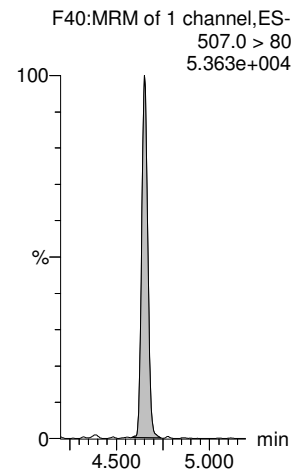
13C8-PFOS-EIS



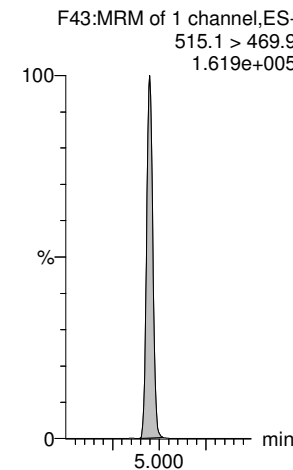
13C8-PFOS-EIS



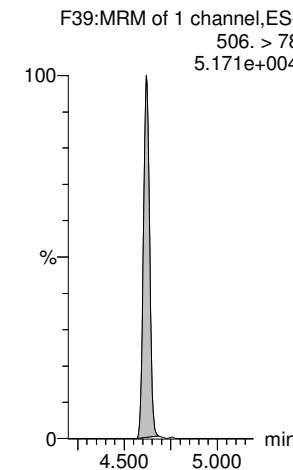
13C8-PFOS-EIS



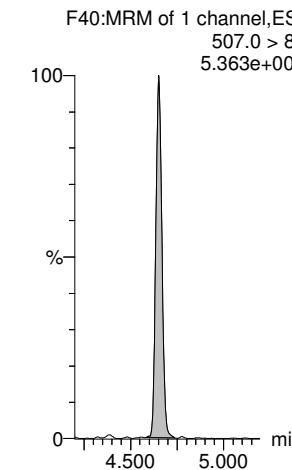
13C2-PFDA-EIS



13C8-PFOSA-EIS



13C8-PFOS-EIS

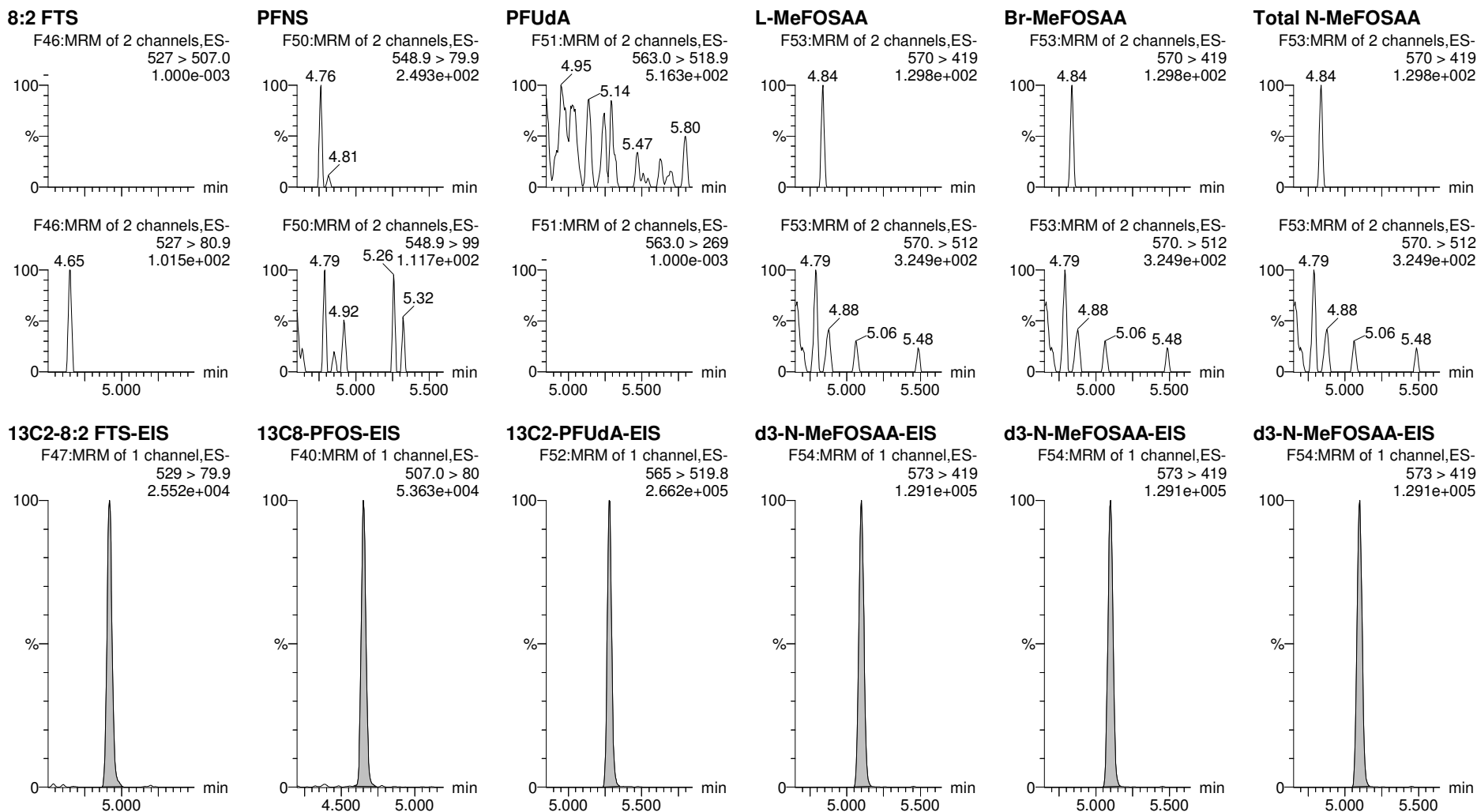


Dataset: Z:\Projects\PFAS.PRO\Results\210515M2\210515M2-46-56.qld

Last Altered: Thursday, May 20, 2021 16:49:40 Pacific Daylight Time

Printed: Thursday, May 20, 2021 16:50:22 Pacific Daylight Time

Name: 210515M2_52, Date: 15-May-2021, Time: 22:43:43, ID: 2105025-02 0.2475, Description: TEC-4



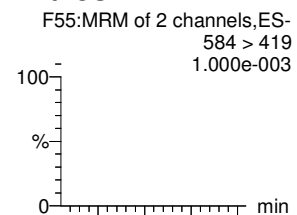
Dataset: Z:\Projects\PFAS.PRO\Results\210515M2\210515M2-46-56.qld

Last Altered: Thursday, May 20, 2021 16:49:40 Pacific Daylight Time

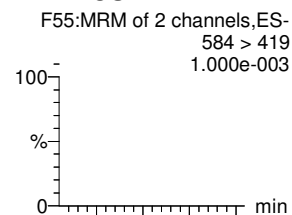
Printed: Thursday, May 20, 2021 16:50:22 Pacific Daylight Time

Name: 210515M2_52, Date: 15-May-2021, Time: 22:43:43, ID: 2105025-02 0.2475, Description: TEC-4

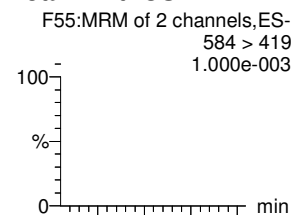
L-EtFOSAA



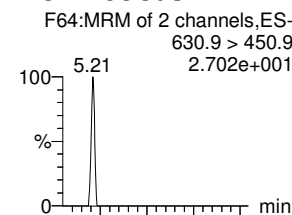
Br-ETFOSAA



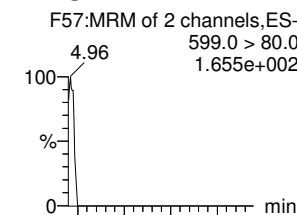
Total N-EtFOSAA



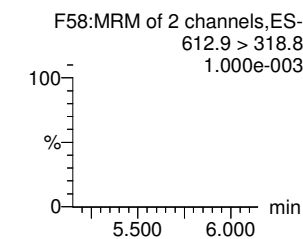
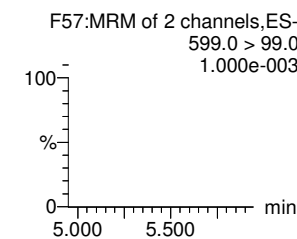
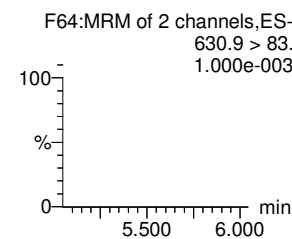
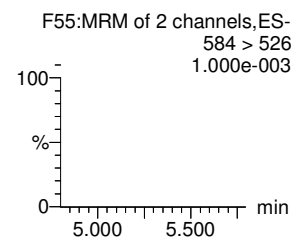
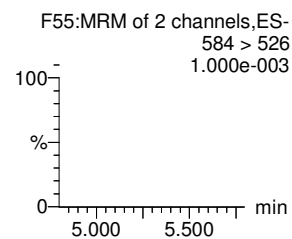
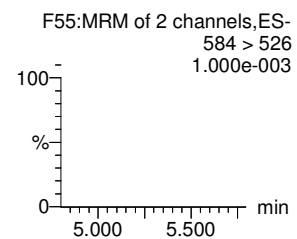
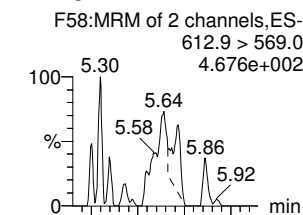
11Cl-PF3OUdS



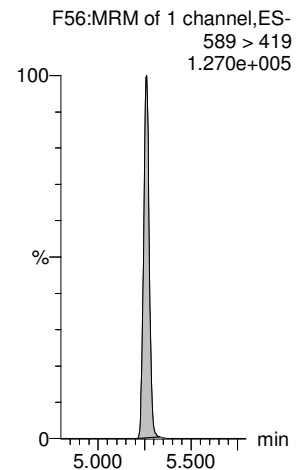
PFDS



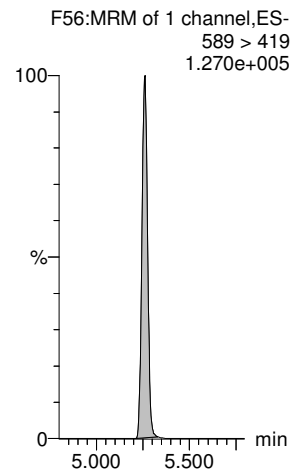
PFDoA



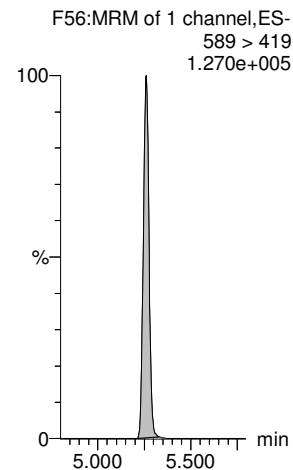
d5-N-EtFOSAA-EIS



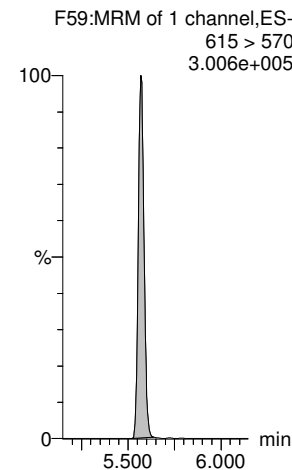
d5-N-EtFOSAA-EIS



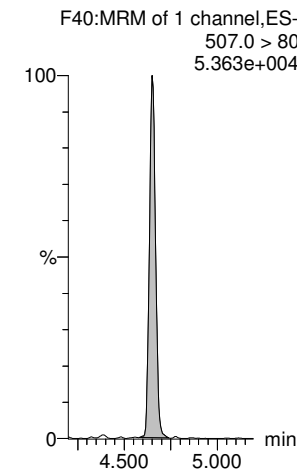
d5-N-EtFOSAA-EIS



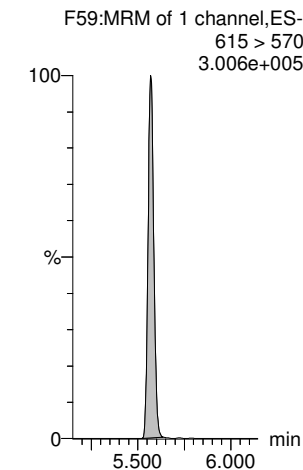
13C2-PFDoA-EIS



13C8-PFOS-EIS



13C2-PFDoA-EIS



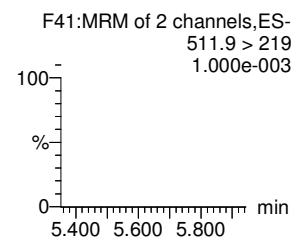
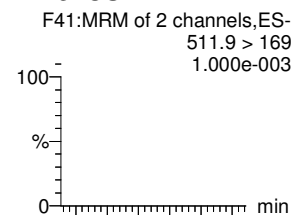
Dataset: Z:\Projects\PFAS.PRO\Results\210515M2\210515M2-46-56.qld

Last Altered: Thursday, May 20, 2021 16:49:40 Pacific Daylight Time

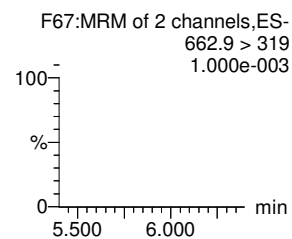
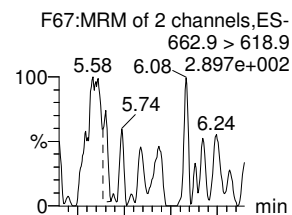
Printed: Thursday, May 20, 2021 16:50:22 Pacific Daylight Time

Name: 210515M2_52, Date: 15-May-2021, Time: 22:43:43, ID: 2105025-02 0.2475, Description: TEC-4

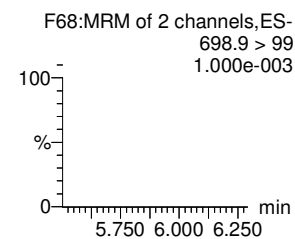
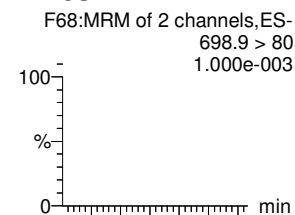
N-MeFOSA



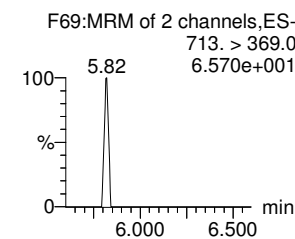
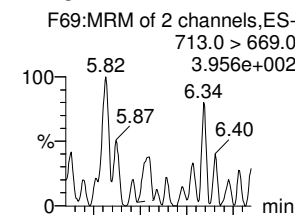
PFTrDA



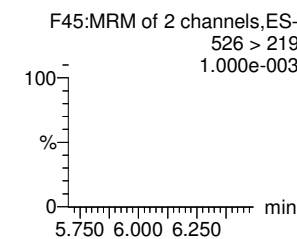
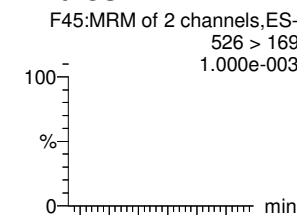
PFDoS



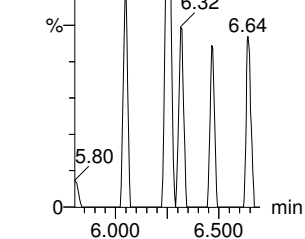
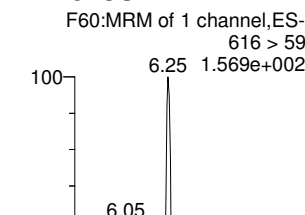
PFTeDA



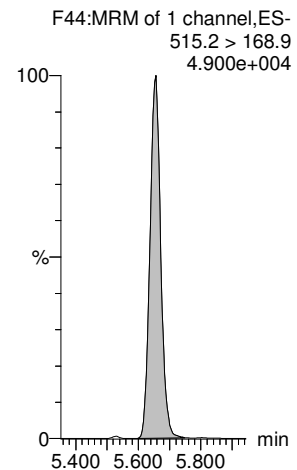
N-EtFOSA



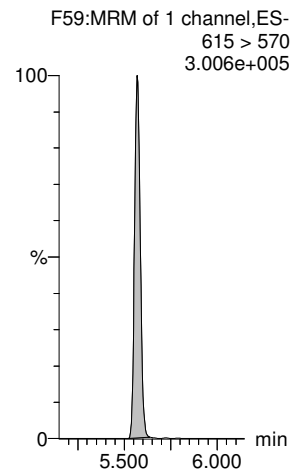
N-MeFOSE



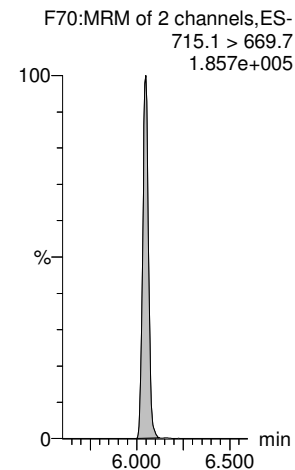
d3-N-MeFOSA-EIS



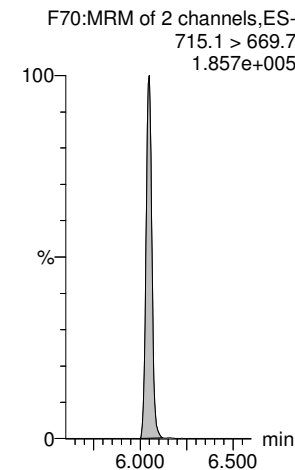
13C2-PFDoS-EIS



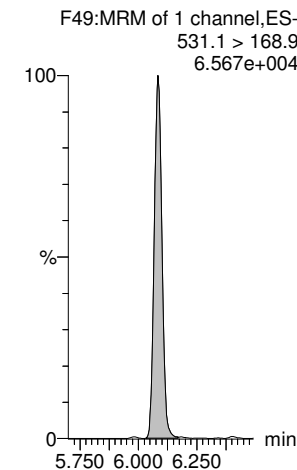
13C2-PFTeDA-EIS



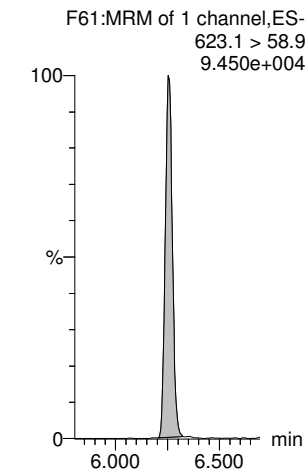
13C2-PFTeDA-EIS



d5-N-ETFOSE-EIS



d7-N-MeFOSE-EIS

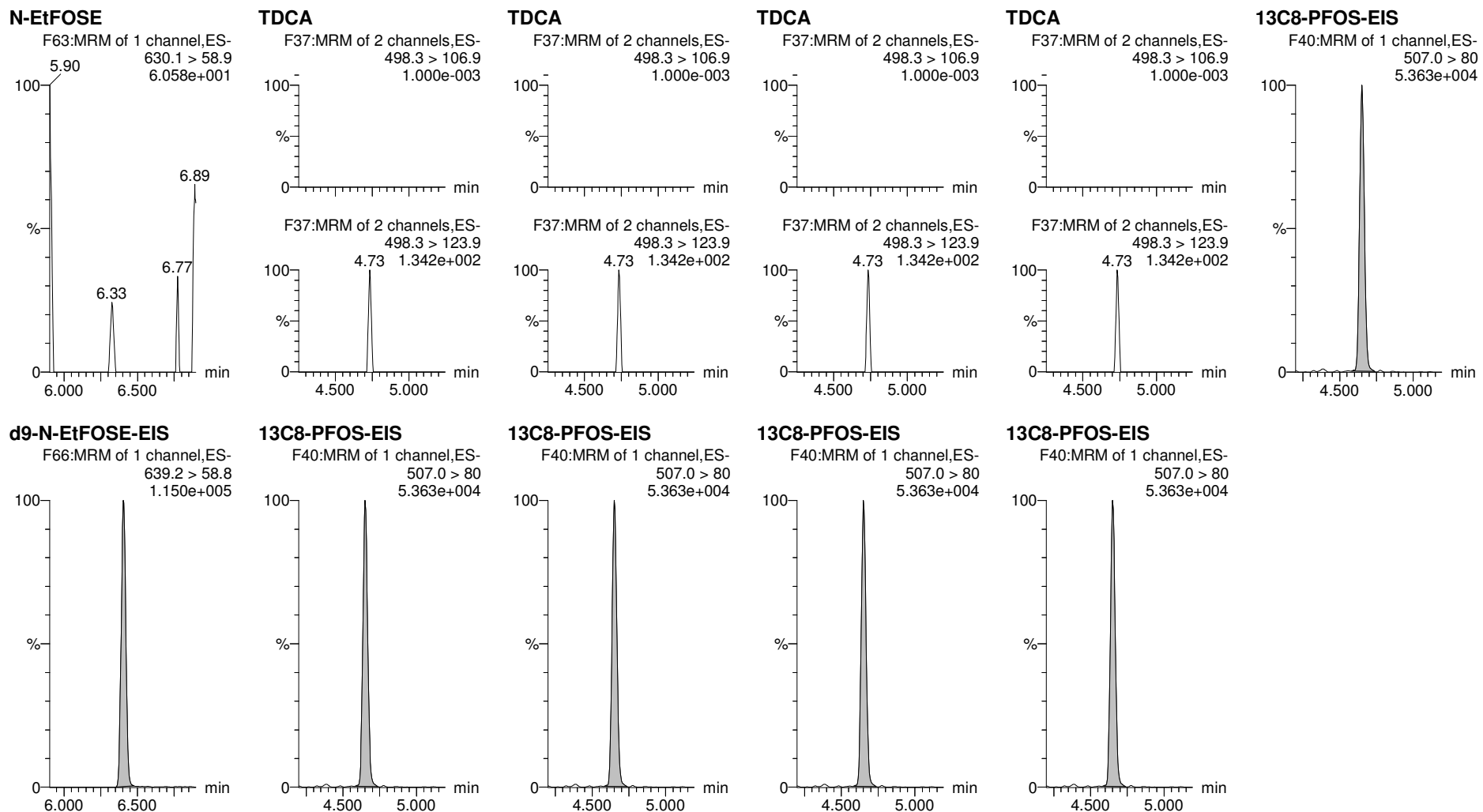


Dataset: Z:\Projects\PFAS.PRO\Results\210515M2\210515M2-46-56.qld

Last Altered: Thursday, May 20, 2021 16:49:40 Pacific Daylight Time

Printed: Thursday, May 20, 2021 16:50:22 Pacific Daylight Time

Name: 210515M2_52, Date: 15-May-2021, Time: 22:43:43, ID: 2105025-02 0.2475, Description: TEC-4



Dataset: Z:\Projects\PFAS.PRO\Results\210515M2\210515M2-46-56.qld

Last Altered: Thursday, May 20, 2021 16:53:30 Pacific Daylight Time

Printed: Thursday, May 20, 2021 16:53:48 Pacific Daylight Time

Name: 210515M2_53, Date: 15-May-2021, Time: 22:54:07, ID: 2105025-03 0.24845, Description: MW-E

#	Name	Trace	Area	IS Area	wt/vol	Pred.RT	RT	Response	Std. Conc	Conc.	%Rec	Ion Ratio	Ratio Out?
1	1 PFBA	213.0 > 169.0	6.059e2	2.901e3	0.248	1.25	1.25	2.611		7.684			
2	5 PFPeA	263.1 > 218.9		3.501e3	0.248	2.19							
3	7 PFBS	299.0 > 79.7	3.220e1	9.792e2	0.248	2.47	2.48	0.411		0.794		2.129	NO
4	10 4:2 FTS	327.0 > 306.9		1.041e3	0.248	2.91							YES
5	11 PFHxA	313.0 > 269.0	5.391e2	5.218e3	0.248	3.00	3.00	1.291		4.197		25.614	NO
6	12 PFPeS	349.0 > 80.0		9.792e2	0.248	3.19							YES
7	51 13C3-PFBA-EIS	216.1 > 171.8	2.901e3		0.248	1.27	1.25	2900.523	12.5	49.433	98.3		
8	52 13C3-PFPeA-EIS	266.0 > 221.8	3.501e3		0.248	2.19	2.19	3500.802	12.5	46.623	92.7		
9	53 13C3-PFBS-EIS	302.0 > 98.9	9.792e2		0.248	2.48	2.47	979.152	12.5	45.699	90.8		
10	55 13C2-4:2 FTS-EIS	329 > 79.9	1.041e3		0.248	2.92	2.91	1041.265	12.5	52.746	104.8		
11	56 13C2-PFHxA-EIS	315.0 > 270.0	5.218e3		0.248	3.01	3.00	5218.436	12.5	43.639	86.7		
12	53 13C3-PFBS-EIS	302.0 > 98.9	9.792e2		0.248	2.48	2.47	979.152	12.5	45.699	90.8		
13	-1												
14	13 HFPO-DA	284.9 > 168.9		2.310e2	0.248	3.20							YES
15	15 PFHpA	363.0 > 318.9	3.250e2	3.230e3	0.248	3.60	3.60	1.258		4.099		17.661	YES
16	17 L-PFHxS	399 > 80.0	8.075e1	1.894e3	0.248	3.75	3.75	0.533		1.917		2.340	NO
17	18 Br-PFHxS	399 > 80.0		1.894e3	0.248	3.60							YES
18	77 Total PFHxS	399 > 80	8.075e1		0.248	3.75		0.533		1.917			
19	16 ADONA	376.8 > 250.9		3.230e3	0.248	3.69							YES
20	54 13C3-HFPO-DA-EIS	287.0 > 169	2.310e2		0.248	3.21	3.20	230.956	12.5	47.956	95.3		
21	57 13C4-PFHpA-EIS	367.2 > 321.8	3.230e3		0.248	3.61	3.60	3229.993	12.5	45.940	91.3		
22	58 13C3-PFHxS-EIS	401.8 > 79.9	1.894e3		0.248	3.76	3.75	1893.544	12.5	47.167	93.7		
23	58 13C3-PFHxS-EIS	401.8 > 79.9	1.894e3		0.248	3.76	3.75	1893.544	12.5	47.167	93.7		
24	58 13C3-PFHxS-EIS	401.8 > 79.9	1.894e3		0.248	3.76	3.75	1893.544	12.5	47.167	93.7		
25	57 13C4-PFHpA-EIS	367.2 > 321.8	3.230e3		0.248	3.61	3.60	3229.993	12.5	45.940	91.3		
26	-1												
27	19 6:2 FTS	427 > 407.0		1.088e3	0.248	4.07							YES
28	23 PFHpS	448.9 > 80.0		2.270e3	0.248	4.23							YES
29	20 L-PFOA	412.8 > 368.9	1.714e3	6.940e3	0.248	4.12	4.12	3.087		8.101		5.251	NO
30	21 Br-PFOA	412.8 > 368.9	6.903e1	6.940e3	0.248	3.96	4.00	0.124				5.716	NO
31	78 Total PFOA	412.8 > 368.9	1.783e3		0.248	4.11		3.087		8.101			
32	25 PFNA	463.0 > 418.8	1.501e3	6.657e3	0.248	4.57	4.57	2.818		9.332		3.597	NO
33	59 13C2-6:2 FTS-EIS	429.0 > 79.9	1.088e3		0.248	4.07	4.07	1087.640	12.5	48.298	96.0		
34	63 13C8-PFOS-EIS	507.0 > 80	2.270e3		0.248	4.66	4.65	2269.994	12.5	47.875	95.2		
35	62 13C2-PFOA-EIS	414.9 > 369.7	6.940e3		0.248	4.13	4.12	6940.397	12.5	46.563	92.5		
36	62 13C2-PFOA-EIS	414.9 > 369.7	6.940e3		0.248	4.13	4.12	6940.397	12.5	46.563	92.5		

Dataset: Z:\Projects\PFAS.PRO\Results\210515M2\210515M2-46-56.qld

Last Altered: Thursday, May 20, 2021 16:53:30 Pacific Daylight Time
 Printed: Thursday, May 20, 2021 16:53:48 Pacific Daylight Time

Name: 210515M2_53, Date: 15-May-2021, Time: 22:54:07, ID: 2105025-03 0.24845, Description: MW-E

#	Name	Trace	Area	IS Area	wt/vol	Pred.RT	RT	Response	Std. Conc	Conc.	%Rec	Ion Ratio	Ratio Out?
37	62 13C2-PFOA-EIS	414.9 > 369.7	6.940e3		0.248	4.13	4.12	6940.397	12.5	46.563	92.5		
38	60 13C5-PFNA-EIS	468.2 > 422.9	6.657e3		0.248	4.58	4.57	6656.988	12.5	47.878	95.2		
39	-1												
40	27 L-PFOS	499 > 79.9	9.721e2	2.270e3	0.248	4.65	4.65	5.353		22.073		1.757	NO
41	28 Br-PFOS	499 > 79.9	4.574e2	2.270e3	0.248	4.46	4.51	2.519		10.419		3.730	NO
42	79 Total PFOS	499 > 79.9	1.430e3		0.248	4.69		7.872		32.492			
43	30 PFDA	513 > 468.8	5.093e2	6.852e3	0.248	4.95	4.94	0.929		2.163		11.913	YES
44	26 PFOSA	498.0 > 78.0	6.481e1	2.190e3	0.248	4.62	4.62	0.370		1.395		24.831	NO
45	29 9CI-PF3ONS	530.9>351		2.270e3	0.248	4.87							YES
46	63 13C8-PFOS-EIS	507.0 > 80	2.270e3		0.248	4.66	4.65	2269.994	12.5	47.875	95.2		
47	63 13C8-PFOS-EIS	507.0 > 80	2.270e3		0.248	4.66	4.65	2269.994	12.5	47.875	95.2		
48	63 13C8-PFOS-EIS	507.0 > 80	2.270e3		0.248	4.66	4.65	2269.994	12.5	47.875	95.2		
49	64 13C2-PFDA-EIS	515.1 > 469.9	6.852e3		0.248	4.96	4.95	6851.930	12.5	46.447	92.3		
50	61 13C8-PFOSA-EIS	506. > 78	2.190e3		0.248	4.63	4.62	2190.108	12.5	30.881	61.4		
51	63 13C8-PFOS-EIS	507.0 > 80	2.270e3		0.248	4.66	4.65	2269.994	12.5	47.875	95.2		
52	-1												
53	31 8:2 FTS	527 > 507.0		1.300e3	0.248	4.92							YES
54	32 PFNS	548.9 > 79.9		2.270e3	0.248	5.01							YES
55	37 PFUdA	563.0 > 518.9		9.901e3	0.248	5.28							YES
56	33 L-MeFOSAA	570 > 419		5.639e3	0.248	5.10							YES
57	34 Br-MeFOSAA	570. > 419		5.639e3	0.248	4.90							YES
58	80 Total N-MeFOSAA	570. > 419	0.000e0		0.248	5.11		0.000					
59	65 13C2-8:2 FTS-EIS	529 > 79.9	1.300e3		0.248	4.93	4.92	1299.982	12.5	45.549	90.5		
60	63 13C8-PFOS-EIS	507.0 > 80	2.270e3		0.248	4.66	4.65	2269.994	12.5	47.875	95.2		
61	67 13C2-PFUdA-EIS	565 > 519.8	9.901e3		0.248	5.29	5.28	9901.456	12.5	42.087	83.7		
62	66 d3-N-MeFOSAA-EIS	573 > 419	5.639e3		0.248	5.11	5.10	5638.536	12.5	40.867	81.2		
63	66 d3-N-MeFOSAA-EIS	573 > 419	5.639e3		0.248	5.11	5.10	5638.536	12.5	40.867	81.2		
64	66 d3-N-MeFOSAA-EIS	573 > 419	5.639e3		0.248	5.11	5.10	5638.536	12.5	40.867	81.2		
65	-1												
66	35 L-EtFOSAA	584 > 419		5.139e3	0.248	5.26							YES
67	36 Br-ETFOSAA	584 > 419		5.139e3	0.248	5.05							YES
68	81 Total N-EtFOSAA	584 > 419	0.000e0		0.248	5.27		0.000					
69	39 11CI-PF3OUdS	630.9 > 450.9		1.189e4	0.248	5.50							YES
70	38 PFDS	599.0 > 80.0		2.270e3	0.248	5.32							YES
71	41 PFDoA	612.9 > 569.0		1.189e4	0.248	5.57							YES
72	68 d5-N-EtFOSAA-EIS	589 > 419	5.139e3		0.248	5.27	5.26	5138.586	12.5	44.027	87.5		

Dataset: Z:\Projects\PFAS.PRO\Results\210515M2\210515M2-46-56.qld

Last Altered: Thursday, May 20, 2021 16:53:30 Pacific Daylight Time
 Printed: Thursday, May 20, 2021 16:53:48 Pacific Daylight Time

Name: 210515M2_53, Date: 15-May-2021, Time: 22:54:07, ID: 2105025-03 0.24845, Description: MW-E

	# Name	Trace	Area	IS Area	wt/vol	Pred.RT	RT	Response	Std. Conc	Conc.	%Rec	Ion Ratio	Ratio Out?
73	68 d5-N-EtFOSAA-EIS	589 > 419	5.139e3		0.248	5.27	5.26	5138.586	12.5	44.027	87.5		
74	68 d5-N-EtFOSAA-EIS	589 > 419	5.139e3		0.248	5.27	5.26	5138.586	12.5	44.027	87.5		
75	69 13C2-PFDoA-EIS	615 > 570	1.189e4		0.248	5.58	5.57	11889.393	12.5	43.848	87.2		
76	63 13C8-PFOS-EIS	507.0 > 80	2.270e3		0.248	4.66	4.65	2269.994	12.5	47.875	95.2		
77	69 13C2-PFDoA-EIS	615 > 570	1.189e4		0.248	5.58	5.57	11889.393	12.5	43.848	87.2		
78	-1												
79	42 N-MeFOSA	511.9 > 169		1.805e3	0.248	5.64							YES
80	43 PFTrDA	662.9 > 618.9		1.189e4	0.248	5.83							YES
81	44 PFDoS	698.9 > 80		7.221e3	0.248	5.86							YES
82	45 PFTeDA	713.0 > 669.0		7.221e3	0.248	6.05							YES
83	46 N-EtFOSA	526 > 169		2.362e3	0.248	6.06							YES
84	49 N-MeFOSE	616 > 59		3.607e3	0.248	6.25							
85	71 d3-N-MeFOSA-EIS	515.2 > 168.9	1.805e3		0.248	5.66	5.66	1805.287	149.2	97.641	16.3		
86	69 13C2-PFDoA-EIS	615 > 570	1.189e4		0.248	5.58	5.57	11889.393	12.5	43.848	87.2		
87	72 13C2-PFTeDA-EIS	715.1 > 669.7	7.221e3		0.248	6.06	6.05	7220.599	12.5	41.051	81.6		
88	72 13C2-PFTeDA-EIS	715.1 > 669.7	7.221e3		0.248	6.06	6.05	7220.599	12.5	41.051	81.6		
89	73 d5-N-ETFOSA-EIS	531.1 > 168.9	2.362e3		0.248	6.09	6.08	2362.262	149.2	97.490	16.2		
90	75 d7-N-MeFOSE-EIS	623.1 > 58.9	3.607e3		0.248	6.26	6.25	3606.897	149.2	300.421	50.0		
91	-1												
92	50 N-EtFOSE	630.1 > 58.9		4.236e3	0.248	6.40							
93	82 TDCA	498.3>106.9			0.248	4.91							YES
94	82 TDCA	498.3>106.9			0.248	4.91							YES
95	82 TDCA	498.3>106.9			0.248	4.91							YES
96	82 TDCA	498.3>106.9			0.248	4.91							YES
97	63 13C8-PFOS-EIS	507.0 > 80	2.270e3		0.248	4.66	4.65	2269.994	12.5	47.875	95.2		
98	76 d9-N-EtFOSE-EIS	639.2 > 58.8	4.236e3		0.248	6.41	6.40	4236.309	149.2	306.366	51.0		
99	63 13C8-PFOS-EIS	507.0 > 80	2.270e3		0.248	4.66	4.65	2269.994	12.5	47.875	95.2		
100	63 13C8-PFOS-EIS	507.0 > 80	2.270e3		0.248	4.66	4.65	2269.994	12.5	47.875	95.2		
101	63 13C8-PFOS-EIS	507.0 > 80	2.270e3		0.248	4.66	4.65	2269.994	12.5	47.875	95.2		
102	63 13C8-PFOS-EIS	507.0 > 80	2.270e3		0.248	4.66	4.65	2269.994	12.5	47.875	95.2		

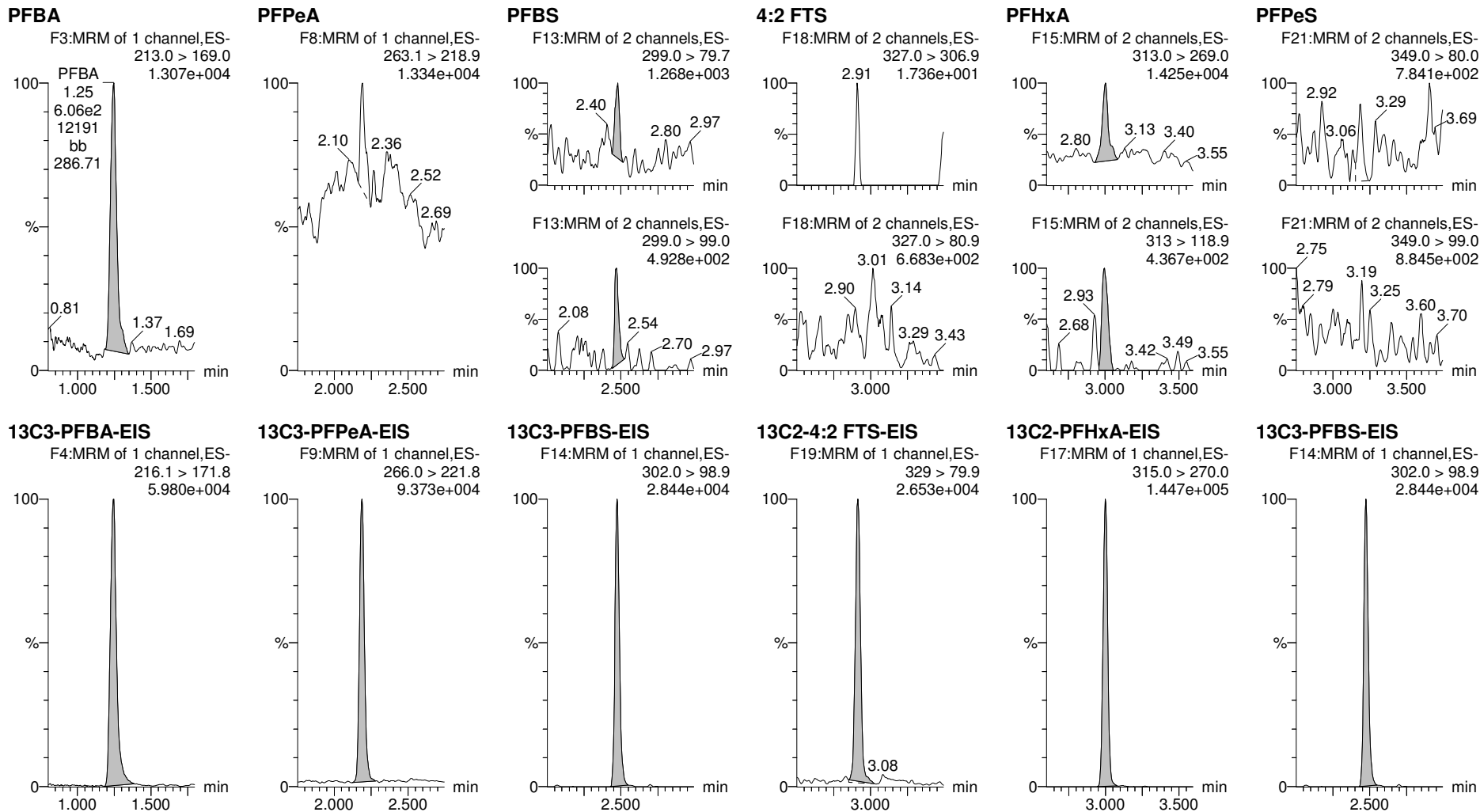
Dataset: Z:\Projects\PFAS.PRO\Results\210515M2\210515M2-46-56.qld

Last Altered: Thursday, May 20, 2021 16:53:30 Pacific Daylight Time

Printed: Thursday, May 20, 2021 16:53:48 Pacific Daylight Time

Method: Z:\Projects\PFAS.PRO\MethDB\PFAS_FULL_80C_051521.mdb 17 May 2021 08:41:05
Calibration: Z:\Projects\PFAS.PRO\CurveDB\C18_VAL-PFAS_Q4_05-15-21.cdb 17 May 2021 09:24:52

Name: 210515M2_53, Date: 15-May-2021, Time: 22:54:07, ID: 2105025-03 0.24845, Description: MW-E

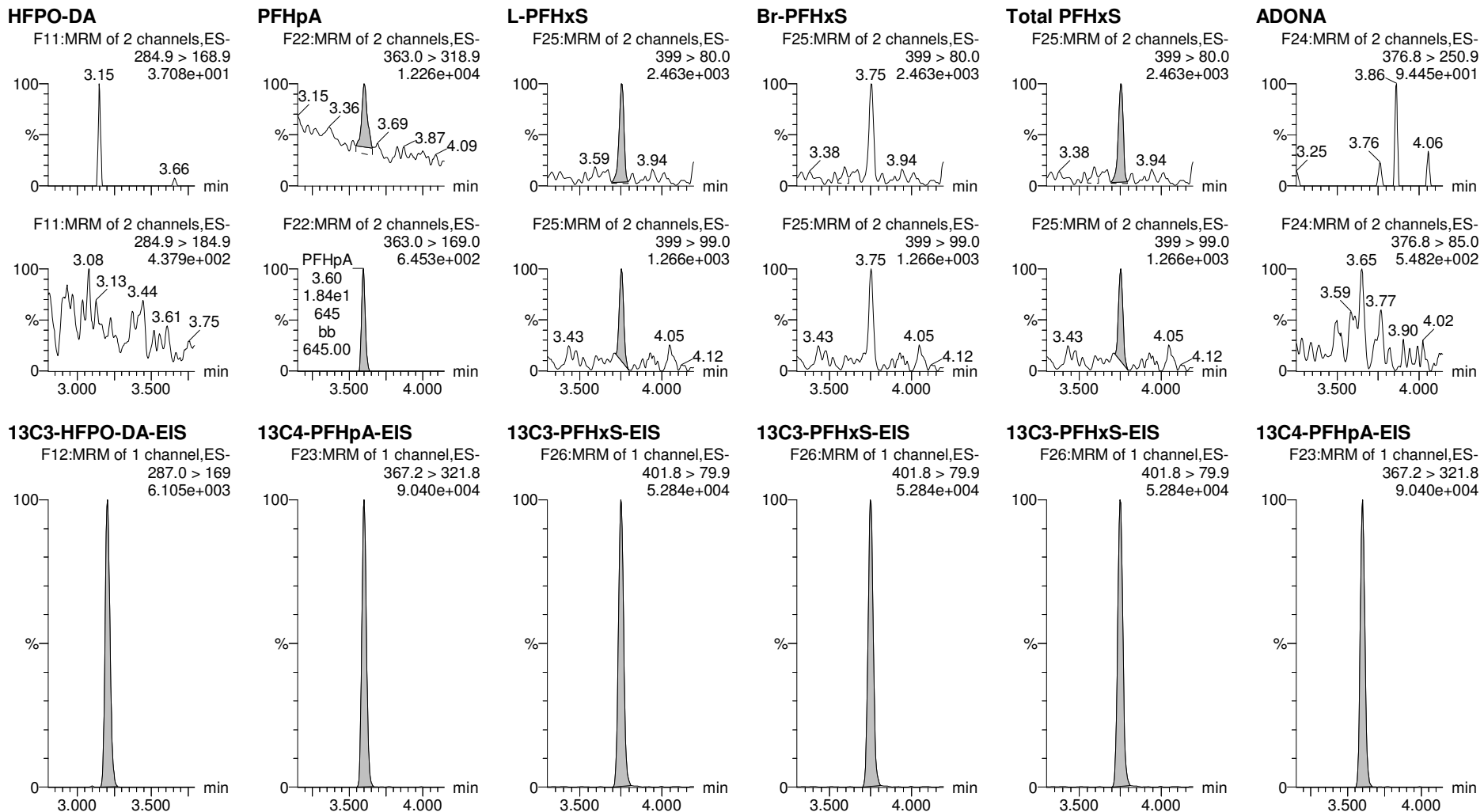


Dataset: Z:\Projects\PFAS.PRO\Results\210515M2\210515M2-46-56.qld

Last Altered: Thursday, May 20, 2021 16:53:30 Pacific Daylight Time

Printed: Thursday, May 20, 2021 16:53:48 Pacific Daylight Time

Name: 210515M2_53, Date: 15-May-2021, Time: 22:54:07, ID: 2105025-03 0.24845, Description: MW-E



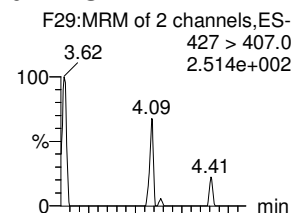
Dataset: Z:\Projects\PFAS.PRO\Results\210515M2\210515M2-46-56.qld

Last Altered: Thursday, May 20, 2021 16:53:30 Pacific Daylight Time

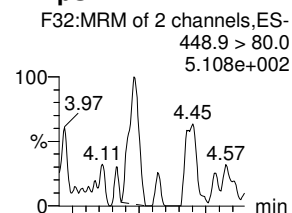
Printed: Thursday, May 20, 2021 16:53:48 Pacific Daylight Time

Name: 210515M2_53, Date: 15-May-2021, Time: 22:54:07, ID: 2105025-03 0.24845, Description: MW-E

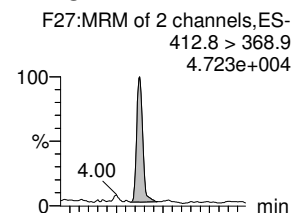
6:2 FTS



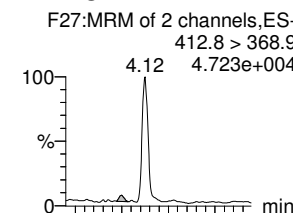
PFHps



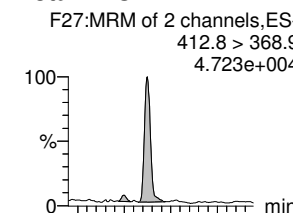
L-PFOA



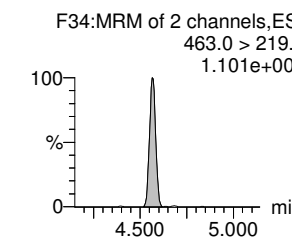
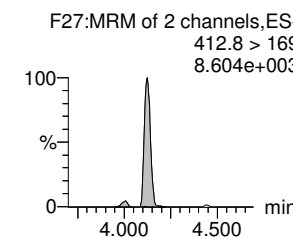
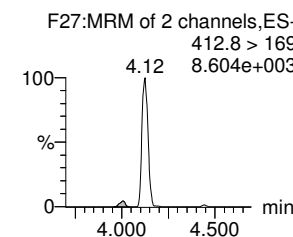
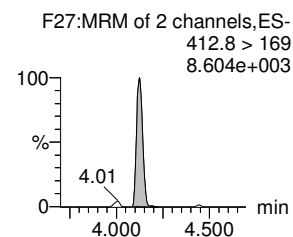
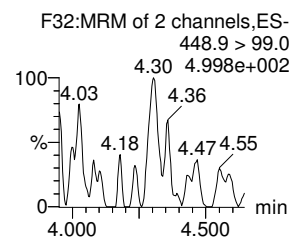
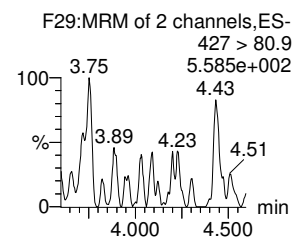
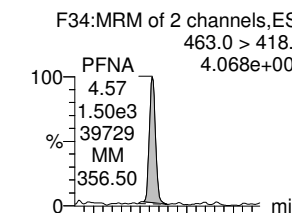
Br-PFOA



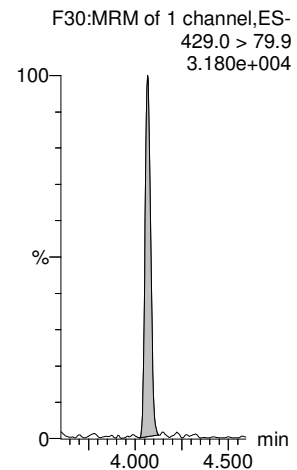
Total PFOA



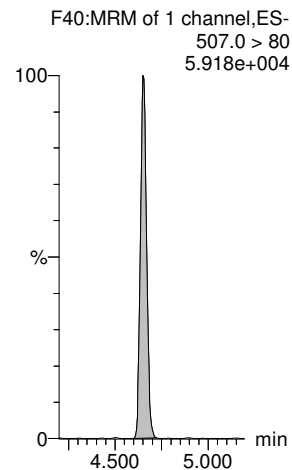
PFNA



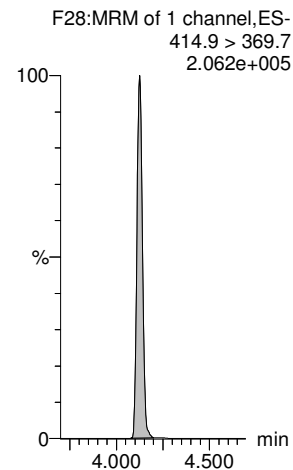
13C2-6:2 FTS-EIS



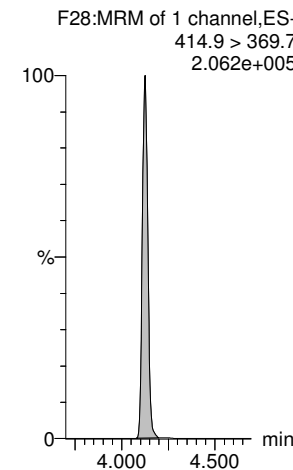
13C8-PFOS-EIS



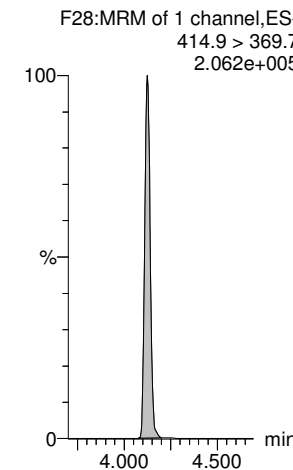
13C2-PFOA-EIS



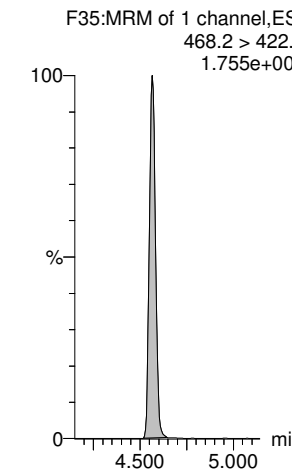
13C2-PFOA-EIS



13C2-PFOA-EIS



13C5-PFNA-EIS



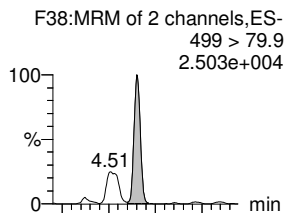
Dataset: Z:\Projects\PFAS.PRO\Results\210515M2\210515M2-46-56.qld

Last Altered: Thursday, May 20, 2021 16:53:30 Pacific Daylight Time

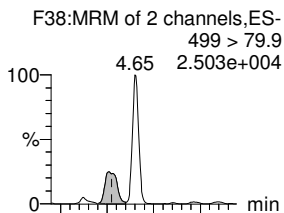
Printed: Thursday, May 20, 2021 16:53:48 Pacific Daylight Time

Name: 210515M2_53, Date: 15-May-2021, Time: 22:54:07, ID: 2105025-03 0.24845, Description: MW-E

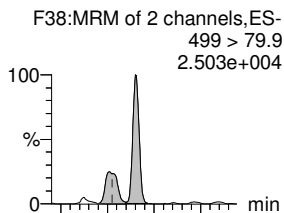
L-PFOS



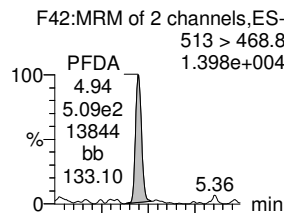
Br-PFOS



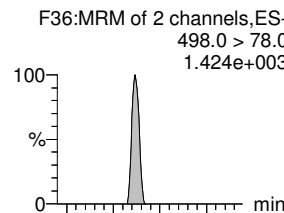
Total PFOS



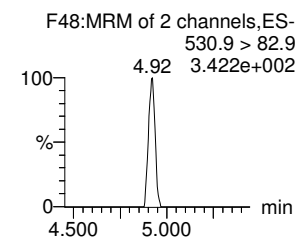
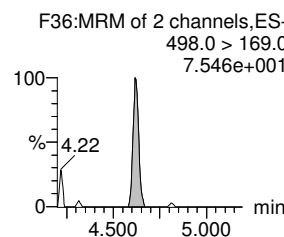
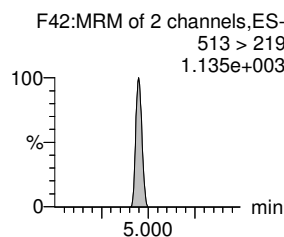
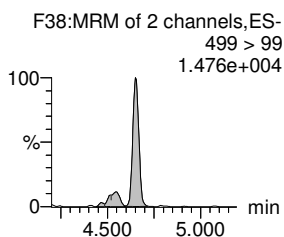
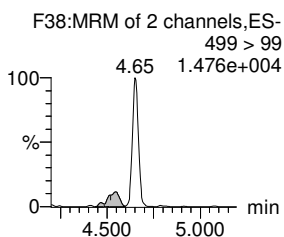
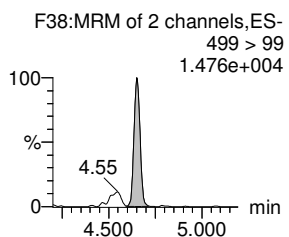
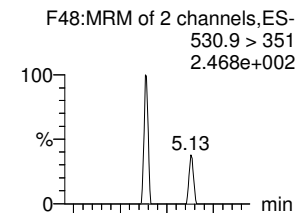
PFDA



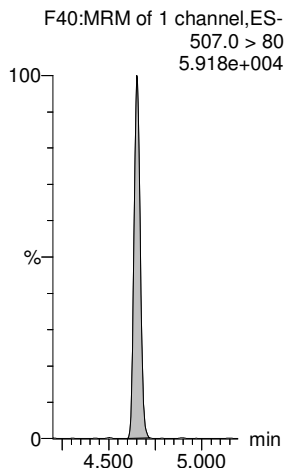
PFOSA



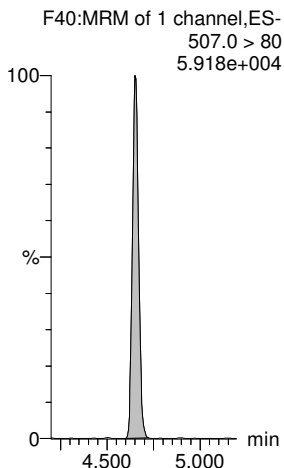
9CI-PF3ONS



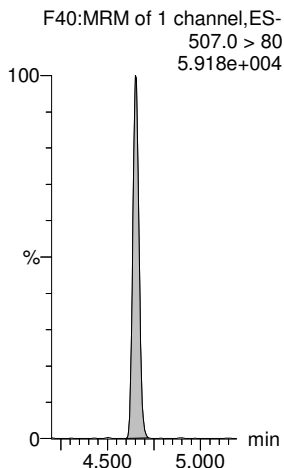
13C8-PFOS-EIS



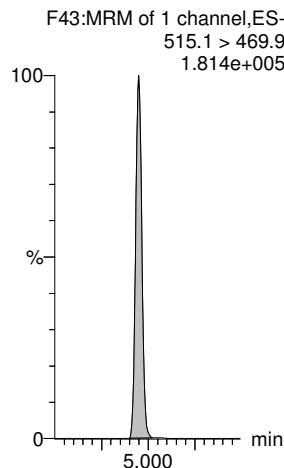
13C8-PFOS-EIS



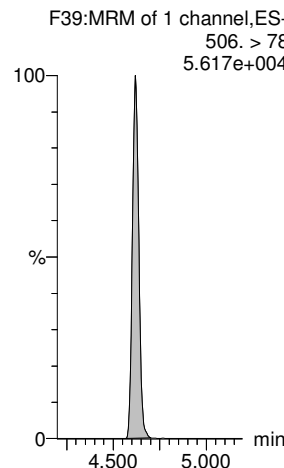
13C8-PFOS-EIS



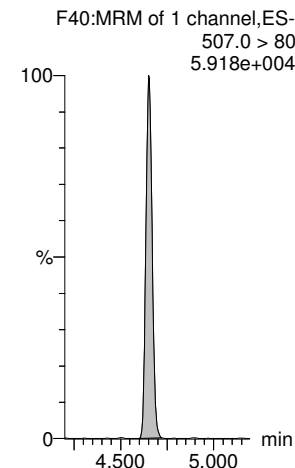
13C2-PFDA-EIS



13C8-PFOSA-EIS



13C8-PFOS-EIS

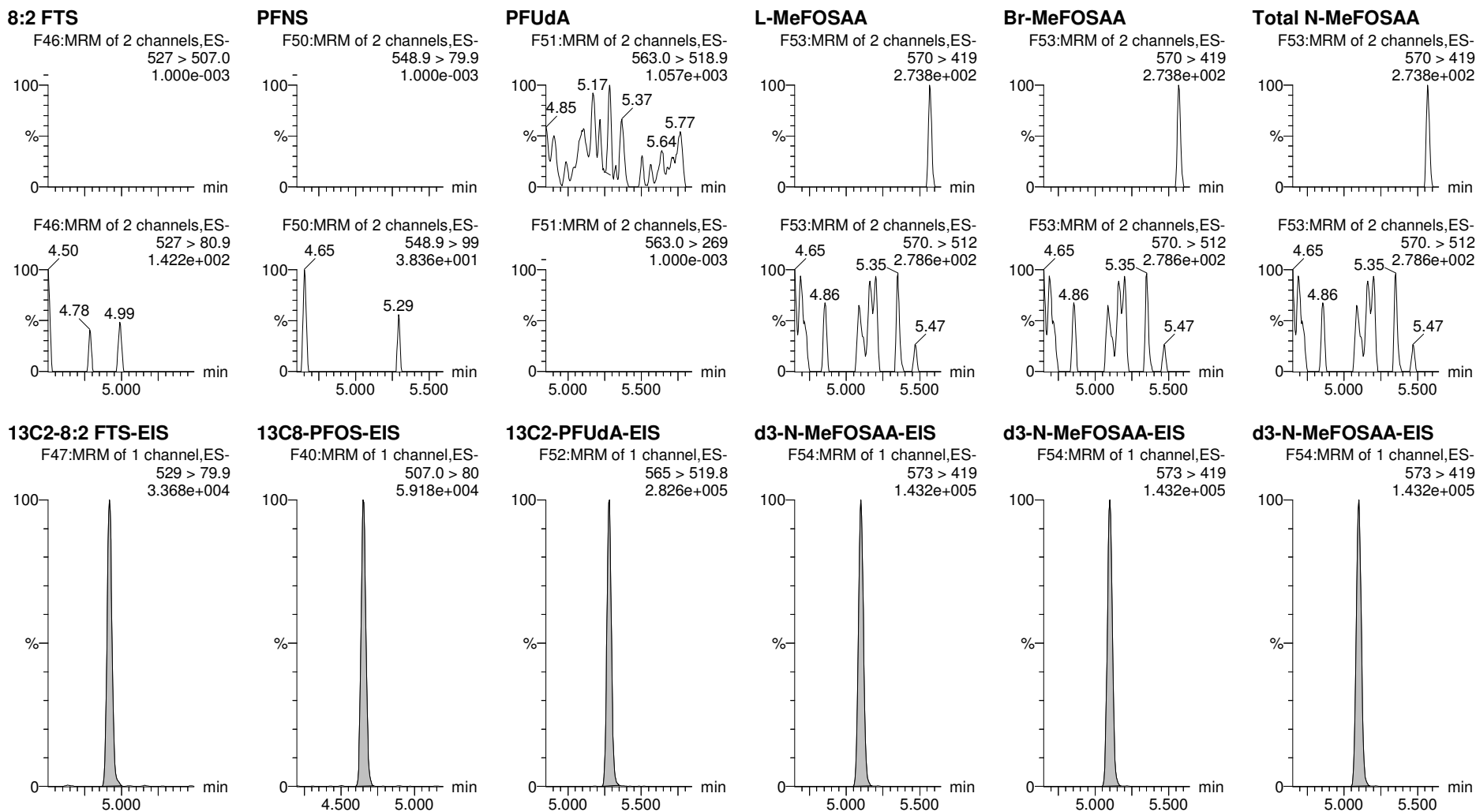


Dataset: Z:\Projects\PFAS.PRO\Results\210515M2\210515M2-46-56.qld

Last Altered: Thursday, May 20, 2021 16:53:30 Pacific Daylight Time

Printed: Thursday, May 20, 2021 16:53:48 Pacific Daylight Time

Name: 210515M2_53, Date: 15-May-2021, Time: 22:54:07, ID: 2105025-03 0.24845, Description: MW-E



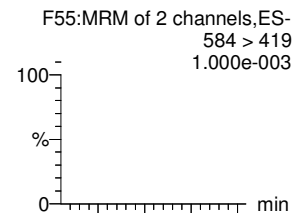
Dataset: Z:\Projects\PFAS.PRO\Results\210515M2\210515M2-46-56.qld

Last Altered: Thursday, May 20, 2021 16:53:30 Pacific Daylight Time

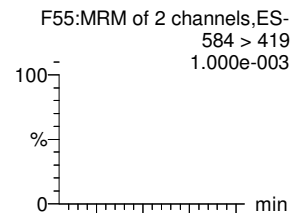
Printed: Thursday, May 20, 2021 16:53:48 Pacific Daylight Time

Name: 210515M2_53, Date: 15-May-2021, Time: 22:54:07, ID: 2105025-03 0.24845, Description: MW-E

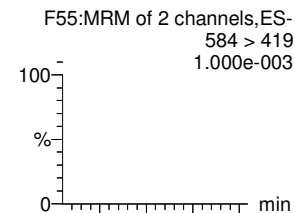
L-EtFOSAA



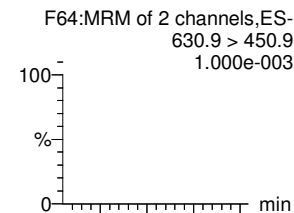
Br-ETFOSAA



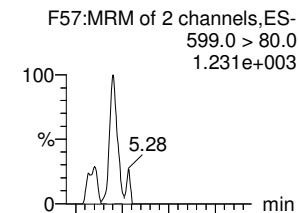
Total N-EtFOSAA



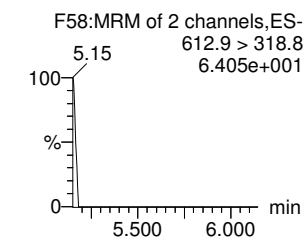
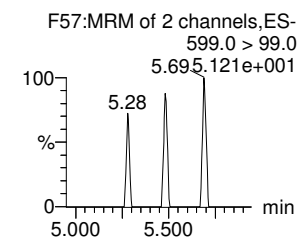
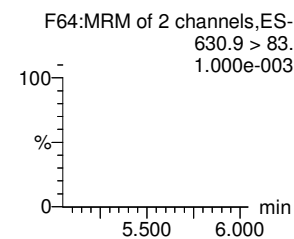
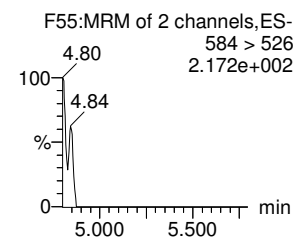
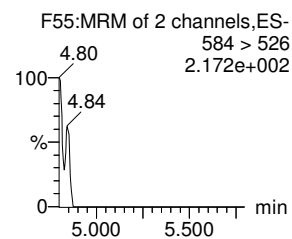
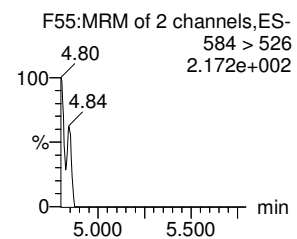
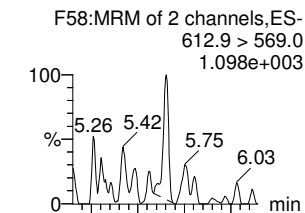
11Cl-PF3OUdS



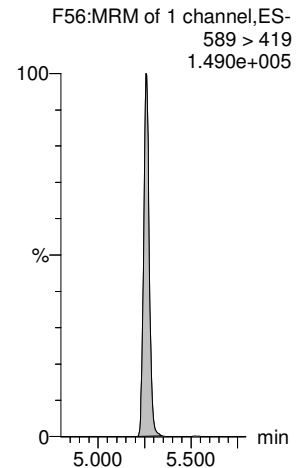
PFDS



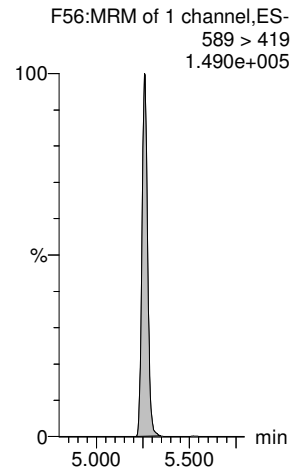
PFDoA



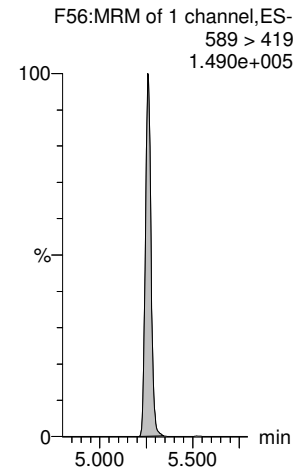
d5-N-EtFOSAA-EIS



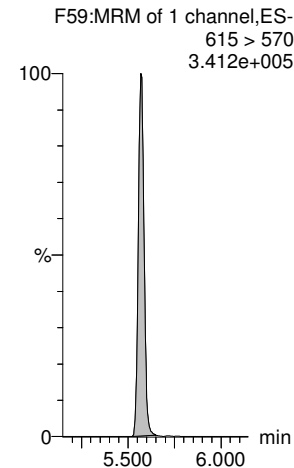
d5-N-EtFOSAA-EIS



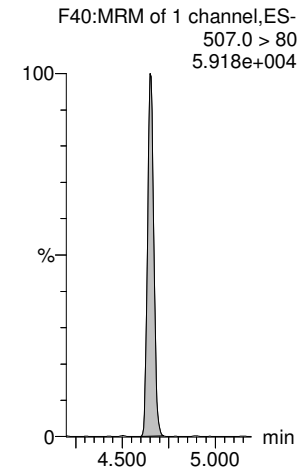
d5-N-EtFOSAA-EIS



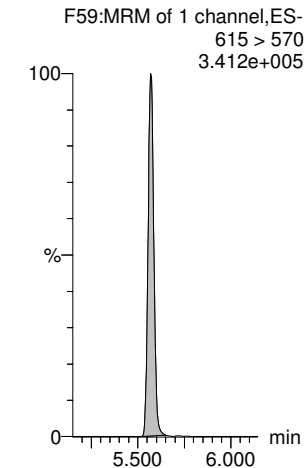
13C2-PFDoA-EIS



13C8-PFOS-EIS



13C2-PFDoA-EIS



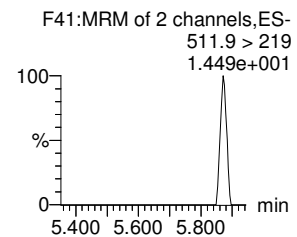
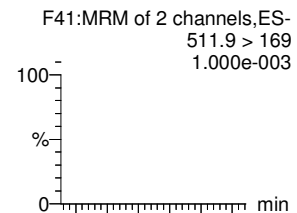
Dataset: Z:\Projects\PFAS.PRO\Results\210515M2\210515M2-46-56.qld

Last Altered: Thursday, May 20, 2021 16:53:30 Pacific Daylight Time

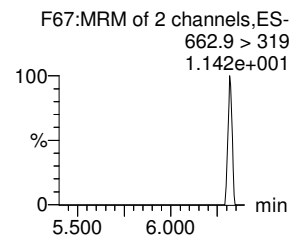
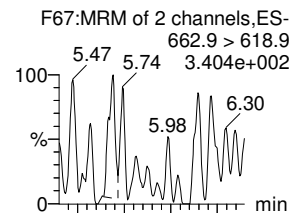
Printed: Thursday, May 20, 2021 16:53:48 Pacific Daylight Time

Name: 210515M2_53, Date: 15-May-2021, Time: 22:54:07, ID: 2105025-03 0.24845, Description: MW-E

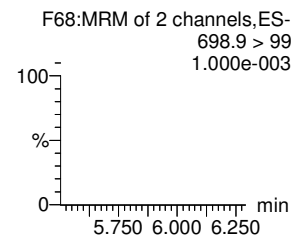
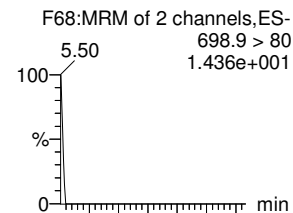
N-MeFOSA



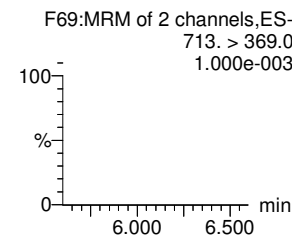
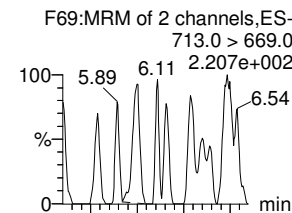
PFTrDA



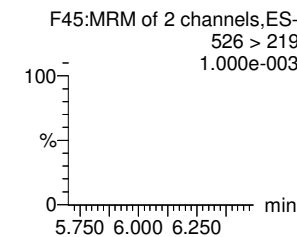
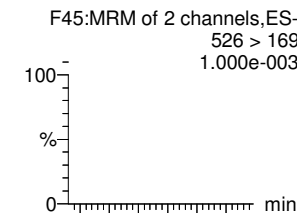
PFDoS



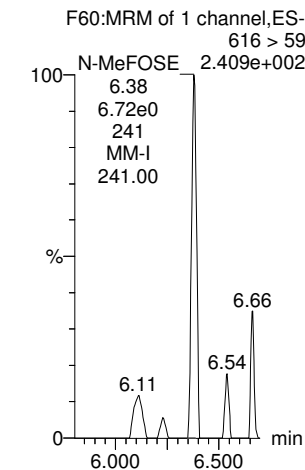
PFTeDA



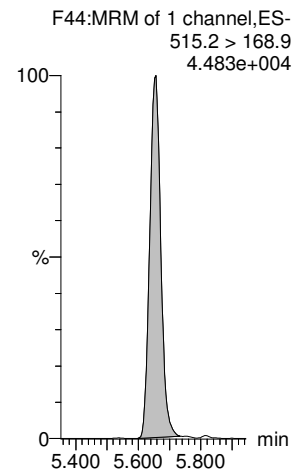
N-EtFOSA



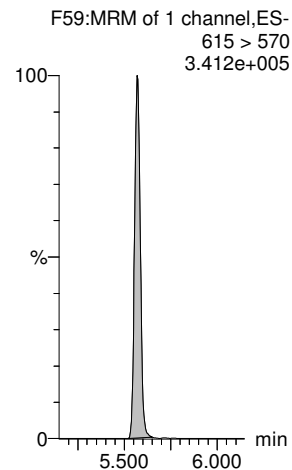
N-MeFOSE



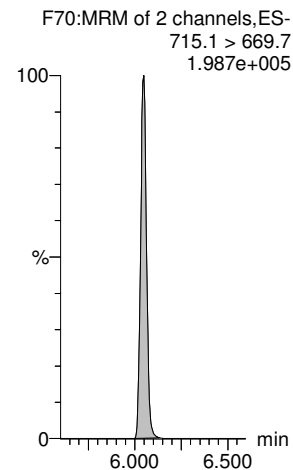
d3-N-MeFOSA-EIS



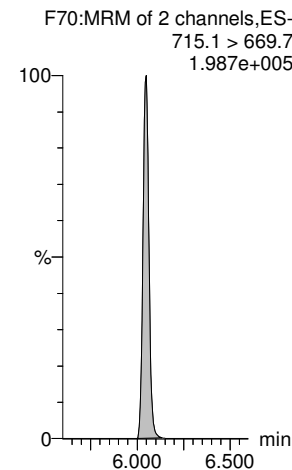
13C2-PFDoS-EIS



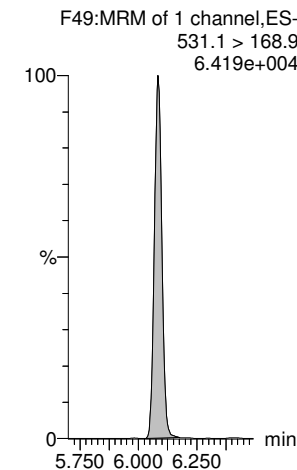
13C2-PFTeDA-EIS



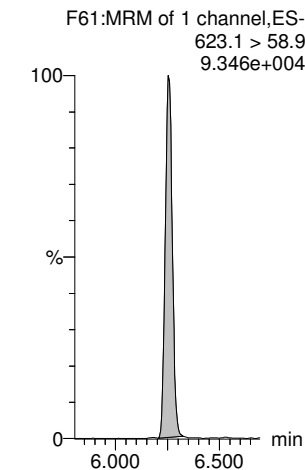
13C2-PFTeDA-EIS



d5-N-ETFOSA-EIS



d7-N-MeFOSE-EIS



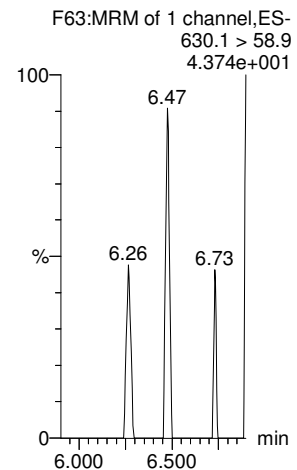
Dataset: Z:\Projects\PFAS.PRO\Results\210515M2\210515M2-46-56.qld

Last Altered: Thursday, May 20, 2021 16:53:30 Pacific Daylight Time

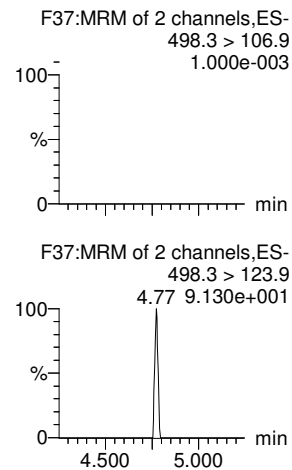
Printed: Thursday, May 20, 2021 16:53:48 Pacific Daylight Time

Name: 210515M2_53, Date: 15-May-2021, Time: 22:54:07, ID: 2105025-03 0.24845, Description: MW-E

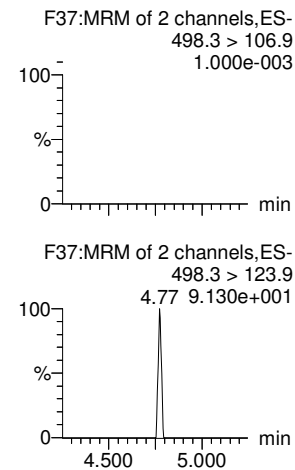
N-EtFOSE



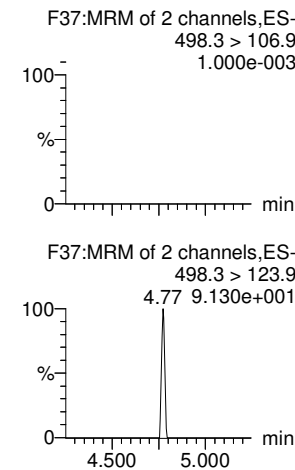
TDCA



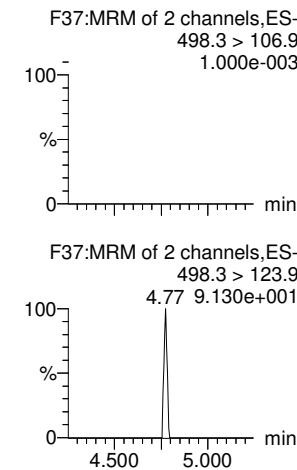
TDCA



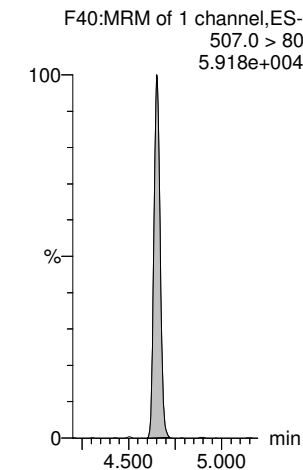
TDCA



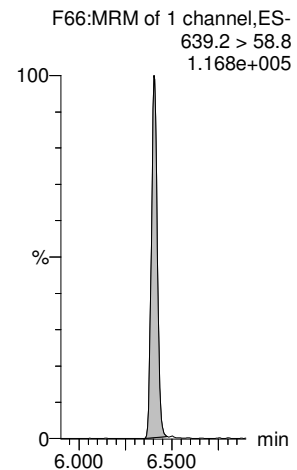
TDCA



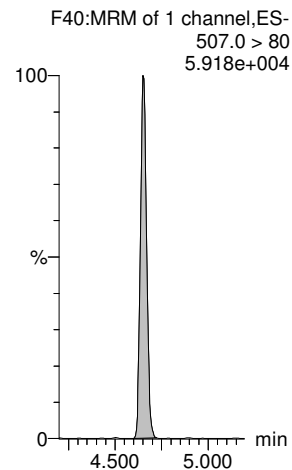
13C8-PFOS-EIS



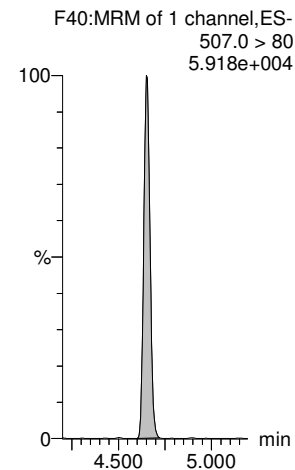
d9-N-EtFOSE-EIS



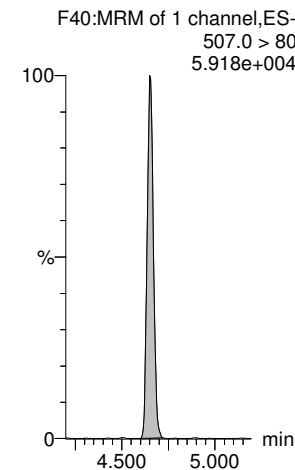
13C8-PFOS-EIS



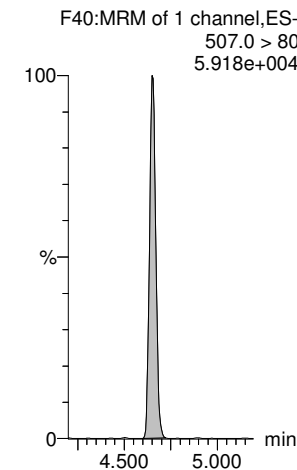
13C8-PFOS-EIS



13C8-PFOS-EIS



13C8-PFOS-EIS



Dataset: Z:\Projects\PFAS.PRO\Results\210515M2\210515M2-46-56.qld

Last Altered: Thursday, May 20, 2021 17:00:21 Pacific Daylight Time

Printed: Thursday, May 20, 2021 17:00:31 Pacific Daylight Time

Name: 210515M2_54, Date: 15-May-2021, Time: 23:04:32, ID: 2105025-04 0.23958, Description: MW-8

#	Name	Trace	Area	IS Area	wt/vol	Pred.RT	RT	Response	Std. Conc	Conc.	%Rec	Ion Ratio	Ratio Out?
1	1 PFBA	213.0 > 169.0	1.652e2	2.600e3	0.240	1.25	1.25	0.794		2.200			
2	5 PFPeA	263.1 > 218.9		3.300e3	0.240	2.19							
3	7 PFBS	299.0 > 79.7	4.719e1	8.778e2	0.240	2.48	2.47	0.672		1.493		3.212	NO
4	10 4:2 FTS	327.0 > 306.9		8.685e2	0.240	2.91							YES
5	11 PFHxA	313.0 > 269.0		4.701e3	0.240	3.00							YES
6	12 PFPeS	349.0 > 80.0		8.778e2	0.240	3.19							YES
7	51 13C3-PFBA-EIS	216.1 > 171.8	2.600e3		0.240	1.27	1.25	2599.922	12.5	45.951	88.1		
8	52 13C3-PFPeA-EIS	266.0 > 221.8	3.300e3		0.240	2.19	2.19	3300.103	12.5	45.577	87.4		
9	53 13C3-PFBS-EIS	302.0 > 98.9	8.778e2		0.240	2.48	2.48	877.776	12.5	42.484	81.4		
10	55 13C2-4:2 FTS-EIS	329 > 79.9	8.685e2		0.240	2.92	2.91	868.493	12.5	45.623	87.4		
11	56 13C2-PFHxA-EIS	315.0 > 270.0	4.701e3		0.240	3.01	3.00	4700.943	12.5	40.767	78.1		
12	53 13C3-PFBS-EIS	302.0 > 98.9	8.778e2		0.240	2.48	2.48	877.776	12.5	42.484	81.4		
13	-1												
14	13 HFPO-DA	284.9 > 168.9		1.846e2	0.240	3.20							YES
15	15 PFHpA	363.0 > 318.9		2.824e3	0.240	3.60							YES
16	17 L-PFHxS	399 > 80.0		1.654e3	0.240	3.75							YES
17	18 Br-PFHxS	399 > 80.0		1.654e3	0.240	3.60							YES
18	77 Total PFHxS	399 > 80	0.000e0		0.240	3.75		0.000					
19	16 ADONA	376.8 > 250.9		2.824e3	0.240	3.69							YES
20	54 13C3-HFPO-DA-EIS	287.0 > 169	1.846e2		0.240	3.21	3.20	184.599	12.5	39.750	76.2		
21	57 13C4-PFHpA-EIS	367.2 > 321.8	2.824e3		0.240	3.61	3.60	2823.958	12.5	41.652	79.8		
22	58 13C3-PFHxS-EIS	401.8 > 79.9	1.654e3		0.240	3.76	3.75	1654.475	12.5	42.738	81.9		
23	58 13C3-PFHxS-EIS	401.8 > 79.9	1.654e3		0.240	3.76	3.75	1654.475	12.5	42.738	81.9		
24	58 13C3-PFHxS-EIS	401.8 > 79.9	1.654e3		0.240	3.76	3.75	1654.475	12.5	42.738	81.9		
25	57 13C4-PFHpA-EIS	367.2 > 321.8	2.824e3		0.240	3.61	3.60	2823.958	12.5	41.652	79.8		
26	-1												
27	19 6:2 FTS	427 > 407.0		9.631e2	0.240	4.07							YES
28	23 PFHpS	448.9 > 80.0		1.913e3	0.240	4.23							YES
29	20 L-PFOA	412.8 > 368.9	4.510e2	6.001e3	0.240	4.12	4.12	0.939		1.843		3.627	NO
30	21 Br-PFOA	412.8 > 368.9		6.001e3	0.240	3.96							YES
31	78 Total PFOA	412.8 > 368.9	4.510e2		0.240	4.11		0.939		1.843			
32	25 PFNA	463.0 > 418.8	1.035e2	5.822e3	0.240	4.57	4.57	0.222		0.199		14.867	YES
33	59 13C2-6:2 FTS-EIS	429.0 > 79.9	9.631e2		0.240	4.07	4.07	963.102	12.5	44.351	85.0		
34	63 13C8-PFOS-EIS	507.0 > 80	1.913e3		0.240	4.66	4.65	1912.546	12.5	41.829	80.2		
35	62 13C2-PFOA-EIS	414.9 > 369.7	6.001e3		0.240	4.13	4.12	6001.003	12.5	41.751	80.0		
36	62 13C2-PFOA-EIS	414.9 > 369.7	6.001e3		0.240	4.13	4.12	6001.003	12.5	41.751	80.0		

Dataset: Z:\Projects\PFAS.PRO\Results\210515M2\210515M2-46-56.qld

Last Altered: Thursday, May 20, 2021 17:00:21 Pacific Daylight Time
 Printed: Thursday, May 20, 2021 17:00:31 Pacific Daylight Time

Name: 210515M2_54, Date: 15-May-2021, Time: 23:04:32, ID: 2105025-04 0.23958, Description: MW-8

#	Name	Trace	Area	IS Area	wt/vol	Pred.RT	RT	Response	Std. Conc	Conc.	%Rec	Ion Ratio	Ratio Out?
37	62 13C2-PFOA-EIS	414.9 > 369.7	6.001e3		0.240	4.13	4.12	6001.003	12.5	41.751	80.0		
38	60 13C5-PFNA-EIS	468.2 > 422.9	5.822e3		0.240	4.58	4.57	5822.210	12.5	43.424	83.2		
39	-1												
40	27 L-PFOS	499 > 79.9	9.473e2	1.913e3	0.240	4.65	4.65	6.191		26.460		1.775	NO
41	28 Br-PFOS	499 > 79.9	8.524e2	1.913e3	0.240	4.46	4.51	5.571		23.818		5.468	NO
42	79 Total PFOS	499 > 79.9	1.800e3		0.240	4.69		11.762		50.278			
43	30 PFDA	513 > 468.8		6.022e3	0.240	4.95							YES
44	26 PFOSA	498.0 > 78.0	2.136e2	2.117e3	0.240	4.62	4.63	1.261		5.641		41.053	NO
45	29 9CI-PF3ONS	530.9>351		1.913e3	0.240	4.87							YES
46	63 13C8-PFOS-EIS	507.0 > 80	1.913e3		0.240	4.66	4.65	1912.546	12.5	41.829	80.2		
47	63 13C8-PFOS-EIS	507.0 > 80	1.913e3		0.240	4.66	4.65	1912.546	12.5	41.829	80.2		
48	63 13C8-PFOS-EIS	507.0 > 80	1.913e3		0.240	4.66	4.65	1912.546	12.5	41.829	80.2		
49	64 13C2-PFDA-EIS	515.1 > 469.9	6.022e3		0.240	4.96	4.95	6022.150	12.5	42.334	81.1		
50	61 13C8-PFOSA-EIS	506. > 78	2.117e3		0.240	4.63	4.62	2117.267	12.5	30.959	59.3		
51	63 13C8-PFOS-EIS	507.0 > 80	1.913e3		0.240	4.66	4.65	1912.546	12.5	41.829	80.2		
52	-1												
53	31 8:2 FTS	527 > 507.0		1.129e3	0.240	4.92							YES
54	32 PFNS	548.9 > 79.9		1.913e3	0.240	5.01							YES
55	37 PFUdA	563.0 > 518.9		8.719e3	0.240	5.28							YES
56	33 L-MeFOSAA	570 > 419		5.272e3	0.240	5.10							YES
57	34 Br-MeFOSAA	570. > 419		5.272e3	0.240	4.90							YES
58	80 Total N-MeFOSAA	570. > 419	0.000e0		0.240	5.11		0.000					
59	65 13C2-8:2 FTS-EIS	529 > 79.9	1.129e3		0.240	4.93	4.92	1128.825	12.5	41.016	78.6		
60	63 13C8-PFOS-EIS	507.0 > 80	1.913e3		0.240	4.66	4.65	1912.546	12.5	41.829	80.2		
61	67 13C2-PFUdA-EIS	565 > 519.8	8.719e3		0.240	5.29	5.28	8718.511	12.5	38.431	73.7		
62	66 d3-N-MeFOSAA-EIS	573 > 419	5.272e3		0.240	5.11	5.10	5272.098	12.5	39.626	75.9		
63	66 d3-N-MeFOSAA-EIS	573 > 419	5.272e3		0.240	5.11	5.10	5272.098	12.5	39.626	75.9		
64	66 d3-N-MeFOSAA-EIS	573 > 419	5.272e3		0.240	5.11	5.10	5272.098	12.5	39.626	75.9		
65	-1												
66	35 L-EtFOSAA	584 > 419		4.435e3	0.240	5.26							YES
67	36 Br-ETFOSAA	584 > 419		4.435e3	0.240	5.05							YES
68	81 Total N-EtFOSAA	584 > 419	0.000e0		0.240	5.27		0.000					
69	39 11CI-PF3OUdS	630.9 > 450.9		1.036e4	0.240	5.50							YES
70	38 PFDS	599.0 > 80.0		1.913e3	0.240	5.32							YES
71	41 PFDoA	612.9 > 569.0		1.036e4	0.240	5.57							YES
72	68 d5-N-EtFOSAA-EIS	589 > 419	4.435e3		0.240	5.27	5.26	4434.772	12.5	39.403	75.5		

Dataset: Z:\Projects\PFAS.PRO\Results\210515M2\210515M2-46-56.qld

Last Altered: Thursday, May 20, 2021 17:00:21 Pacific Daylight Time
 Printed: Thursday, May 20, 2021 17:00:31 Pacific Daylight Time

Name: 210515M2_54, Date: 15-May-2021, Time: 23:04:32, ID: 2105025-04 0.23958, Description: MW-8

#	Name	Trace	Area	IS Area	wt/vol	Pred.RT	RT	Response	Std. Conc	Conc.	%Rec	Ion Ratio	Ratio Out?
73	68 d5-N-EtFOSAA-EIS	589 > 419	4.435e3		0.240	5.27	5.26	4434.772	12.5	39.403	75.5		
74	68 d5-N-EtFOSAA-EIS	589 > 419	4.435e3		0.240	5.27	5.26	4434.772	12.5	39.403	75.5		
75	69 13C2-PFDoA-EIS	615 > 570	1.036e4		0.240	5.58	5.57	10363.639	12.5	39.636	76.0		
76	63 13C8-PFOS-EIS	507.0 > 80	1.913e3		0.240	4.66	4.65	1912.546	12.5	41.829	80.2		
77	69 13C2-PFDoA-EIS	615 > 570	1.036e4		0.240	5.58	5.57	10363.639	12.5	39.636	76.0		
78	-1												
79	42 N-MeFOSA	511.9 > 169		1.818e3	0.240	5.64							YES
80	43 PFTrDA	662.9 > 618.9		1.036e4	0.240	5.83							YES
81	44 PFDoS	698.9 > 80		6.802e3	0.240	5.86							YES
82	45 PFTeDA	713.0 > 669.0		6.802e3	0.240	6.05							YES
83	46 N-EtFOSA	526 > 169		2.285e3	0.240	6.06							YES
84	49 N-MeFOSE	616 > 59		3.588e3	0.240	6.26							
85	71 d3-N-MeFOSA-EIS	515.2 > 168.9	1.818e3		0.240	5.66	5.66	1817.877	149.2	101.962	16.4		
86	69 13C2-PFDoA-EIS	615 > 570	1.036e4		0.240	5.58	5.57	10363.639	12.5	39.636	76.0		
87	72 13C2-PFTeDA-EIS	715.1 > 669.7	6.802e3		0.240	6.06	6.05	6801.718	12.5	40.102	76.9		
88	72 13C2-PFTeDA-EIS	715.1 > 669.7	6.802e3		0.240	6.06	6.05	6801.718	12.5	40.102	76.9		
89	73 d5-N-ETFOSA-EIS	531.1 > 168.9	2.285e3		0.240	6.09	6.08	2285.461	149.2	97.812	15.7		
90	75 d7-N-MeFOSE-EIS	623.1 > 58.9	3.588e3		0.240	6.26	6.26	3588.044	149.2	309.915	49.8		
91	-1												
92	50 N-EtFOSE	630.1 > 58.9		4.498e3	0.240	6.41							
93	82 TDCA	498.3>106.9			0.240	4.91							YES
94	82 TDCA	498.3>106.9			0.240	4.91							YES
95	82 TDCA	498.3>106.9			0.240	4.91							YES
96	82 TDCA	498.3>106.9			0.240	4.91							YES
97	63 13C8-PFOS-EIS	507.0 > 80	1.913e3		0.240	4.66	4.65	1912.546	12.5	41.829	80.2		
98	76 d9-N-EtFOSE-EIS	639.2 > 58.8	4.498e3		0.240	6.41	6.41	4497.591	149.2	337.304	54.2		
99	63 13C8-PFOS-EIS	507.0 > 80	1.913e3		0.240	4.66	4.65	1912.546	12.5	41.829	80.2		
100	63 13C8-PFOS-EIS	507.0 > 80	1.913e3		0.240	4.66	4.65	1912.546	12.5	41.829	80.2		
101	63 13C8-PFOS-EIS	507.0 > 80	1.913e3		0.240	4.66	4.65	1912.546	12.5	41.829	80.2		
102	63 13C8-PFOS-EIS	507.0 > 80	1.913e3		0.240	4.66	4.65	1912.546	12.5	41.829	80.2		

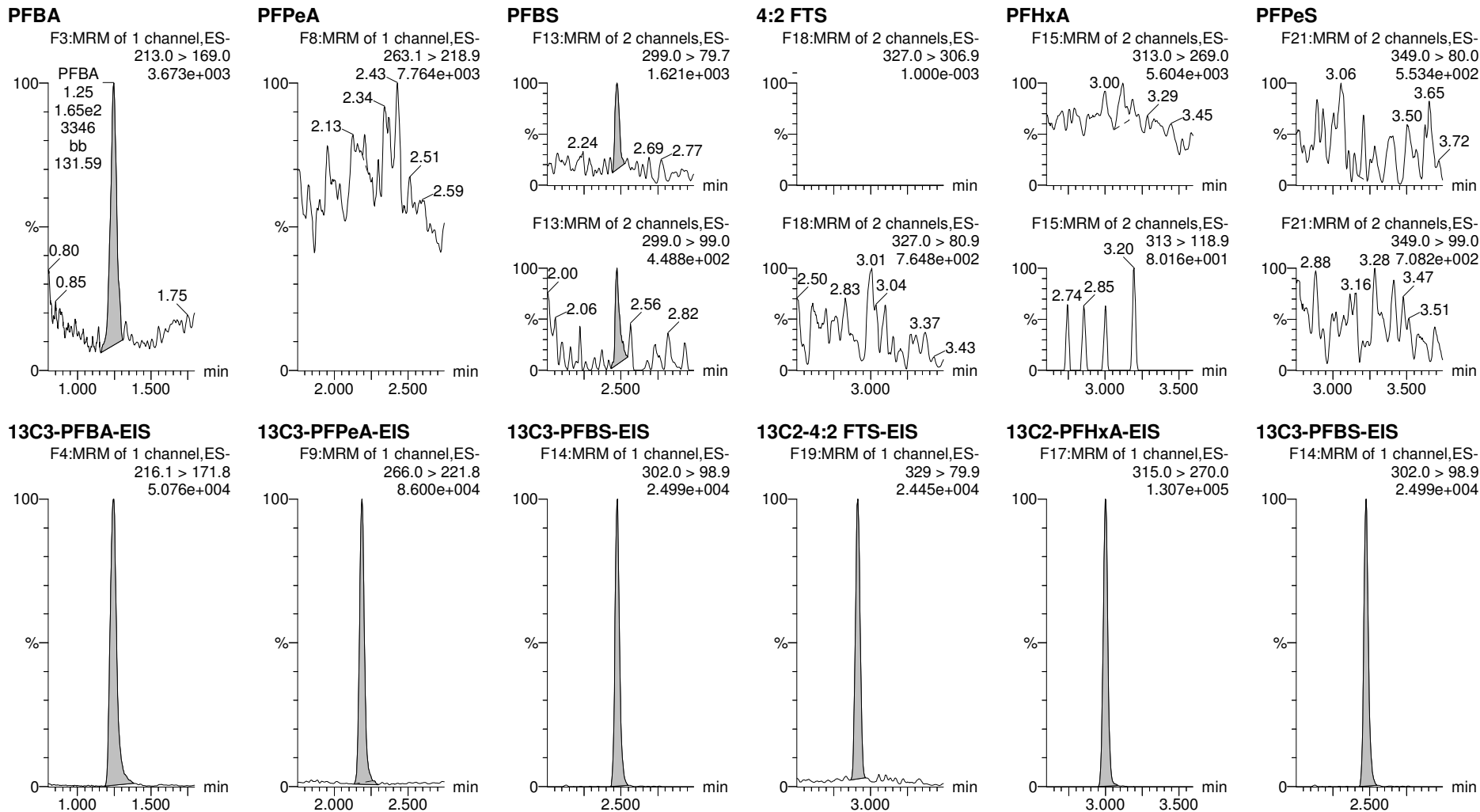
Dataset: Z:\Projects\PFAS.PRO\Results\210515M2\210515M2-46-56.qld

Last Altered: Thursday, May 20, 2021 17:00:21 Pacific Daylight Time

Printed: Thursday, May 20, 2021 17:00:31 Pacific Daylight Time

Method: Z:\Projects\PFAS.PRO\MethDB\PFAS_FULL_80C_051521.mdb 17 May 2021 08:41:05
Calibration: Z:\Projects\PFAS.PRO\CurveDB\C18_VAL-PFAS_Q4_05-15-21.cdb 17 May 2021 09:24:52

Name: 210515M2_54, Date: 15-May-2021, Time: 23:04:32, ID: 2105025-04 0.23958, Description: MW-8

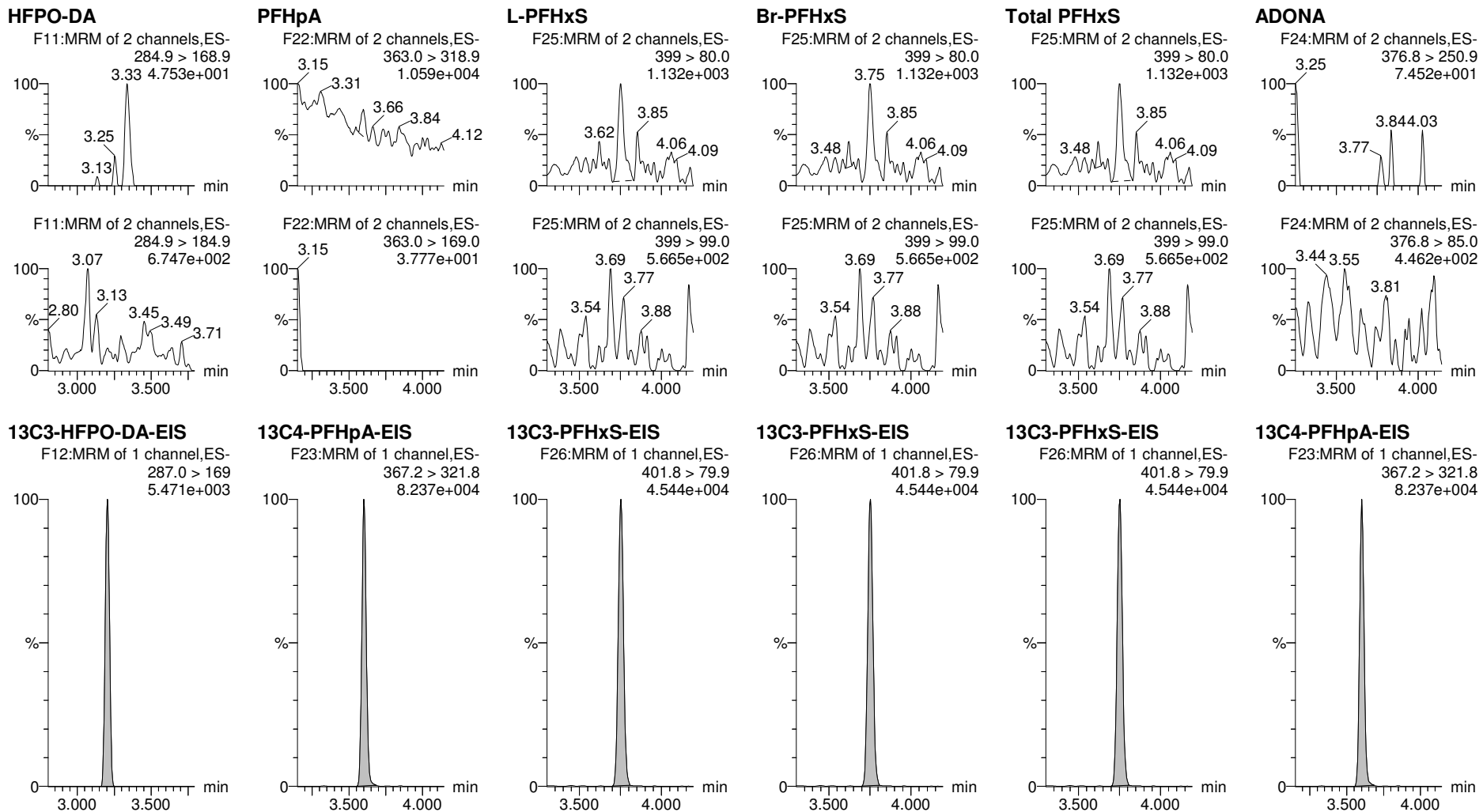


Dataset: Z:\Projects\PFAS.PRO\Results\210515M2\210515M2-46-56.qld

Last Altered: Thursday, May 20, 2021 17:00:21 Pacific Daylight Time

Printed: Thursday, May 20, 2021 17:00:31 Pacific Daylight Time

Name: 210515M2_54, Date: 15-May-2021, Time: 23:04:32, ID: 2105025-04 0.23958, Description: MW-8



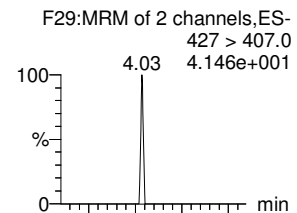
Dataset: Z:\Projects\PFAS.PRO\Results\210515M2\210515M2-46-56.qld

Last Altered: Thursday, May 20, 2021 17:00:21 Pacific Daylight Time

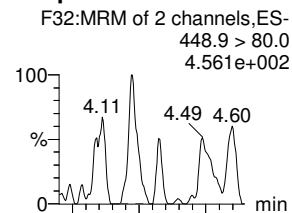
Printed: Thursday, May 20, 2021 17:00:31 Pacific Daylight Time

Name: 210515M2_54, Date: 15-May-2021, Time: 23:04:32, ID: 2105025-04 0.23958, Description: MW-8

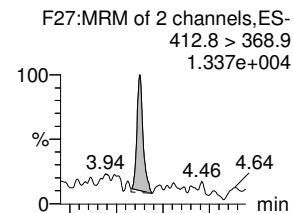
6:2 FTS



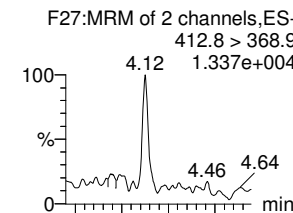
PFHps



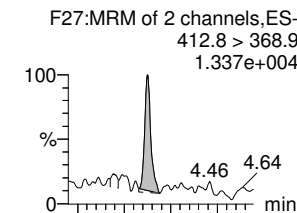
L-PFOA



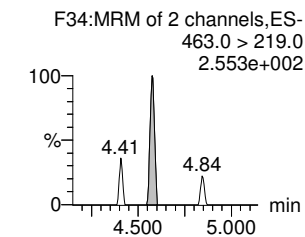
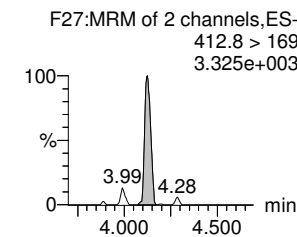
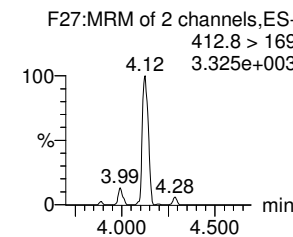
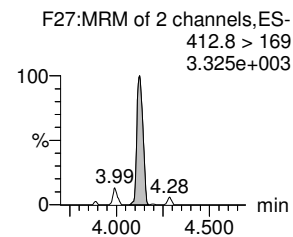
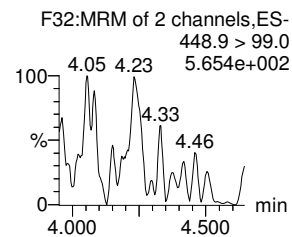
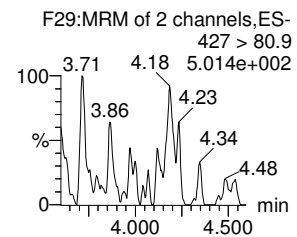
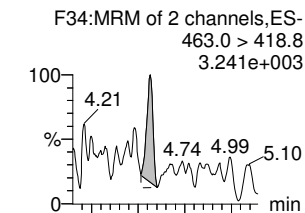
Br-PFOA



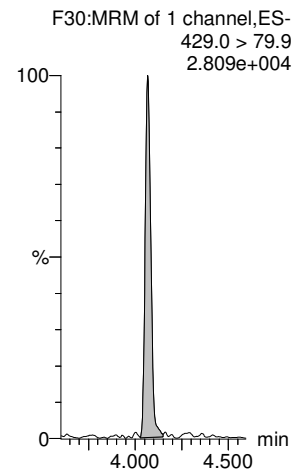
Total PFOA



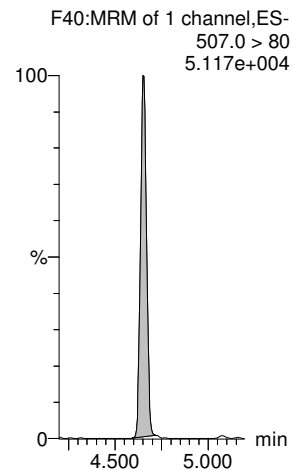
PFNA



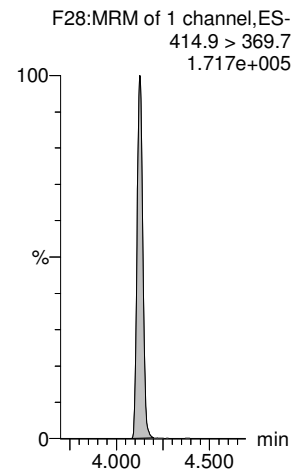
13C2-6:2 FTS-EIS



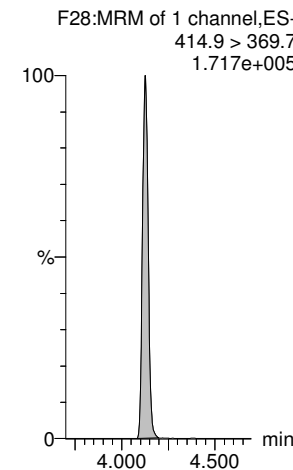
13C8-PFOA-EIS



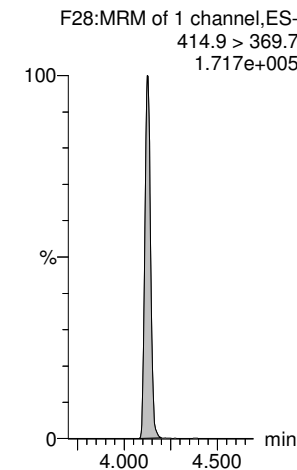
13C2-PFOA-EIS



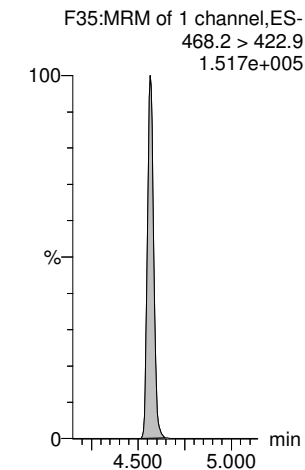
13C2-PFOA-EIS



13C2-PFOA-EIS



13C5-PFNA-EIS



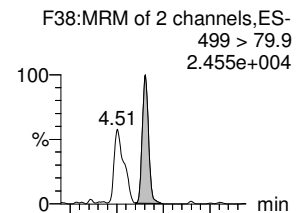
Dataset: Z:\Projects\PFAS.PRO\Results\210515M2\210515M2-46-56.qld

Last Altered: Thursday, May 20, 2021 17:00:21 Pacific Daylight Time

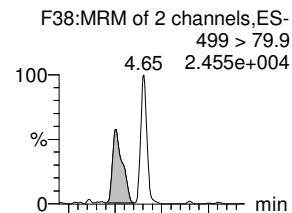
Printed: Thursday, May 20, 2021 17:00:31 Pacific Daylight Time

Name: 210515M2_54, Date: 15-May-2021, Time: 23:04:32, ID: 2105025-04 0.23958, Description: MW-8

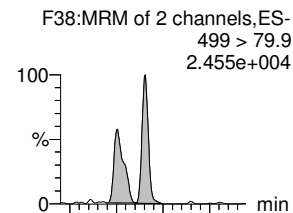
L-PFOS



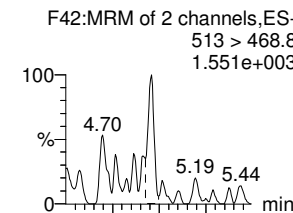
Br-PFOS



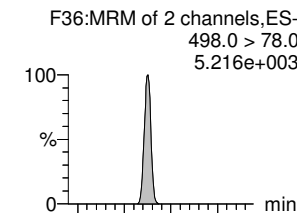
Total PFOS



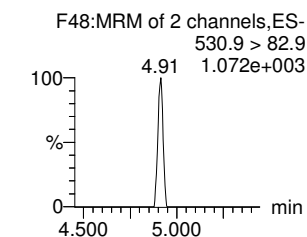
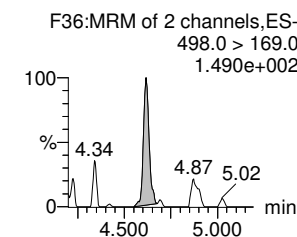
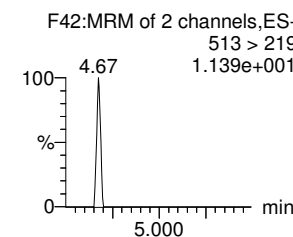
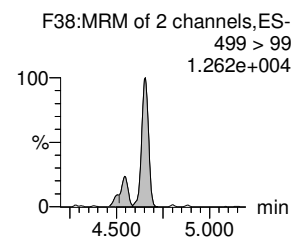
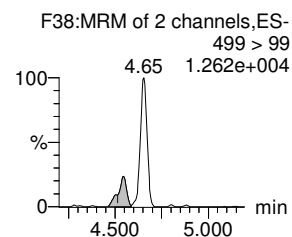
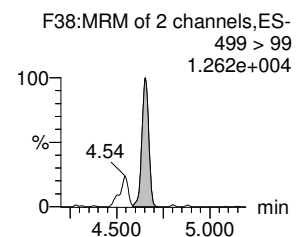
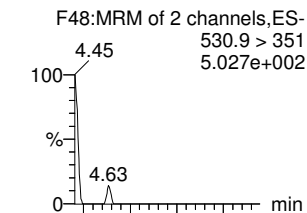
PFDA



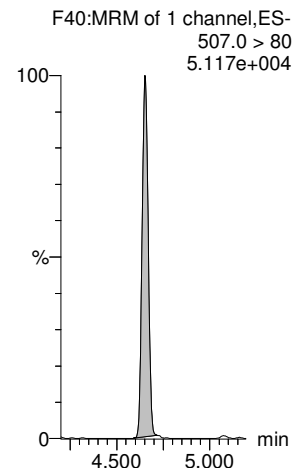
PFOSA



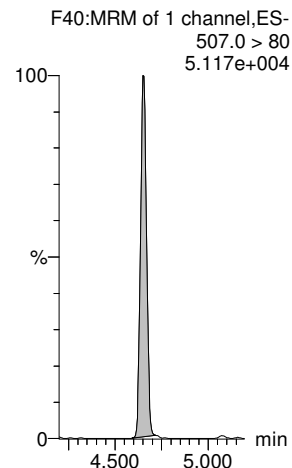
9CI-PF3ONS



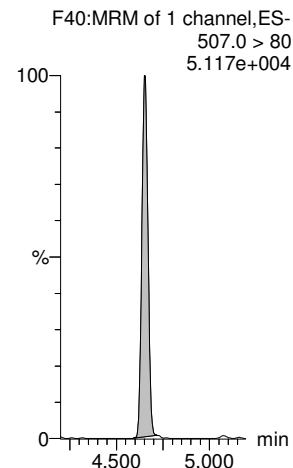
13C8-PFOS-EIS



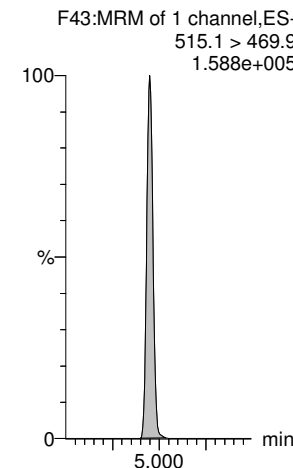
13C8-PFOS-EIS



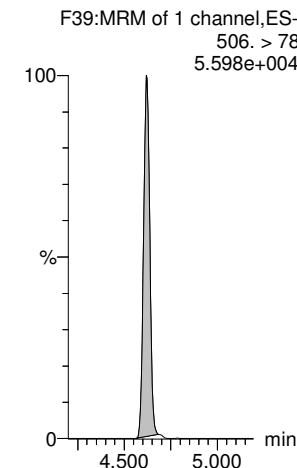
13C8-PFOS-EIS



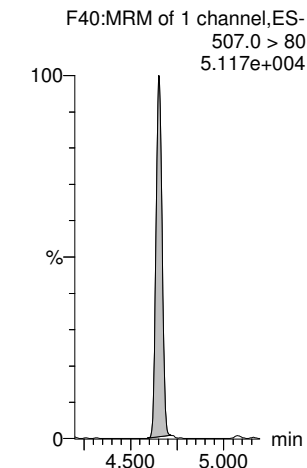
13C2-PFDA-EIS



13C8-PFOSA-EIS



13C8-PFOS-EIS

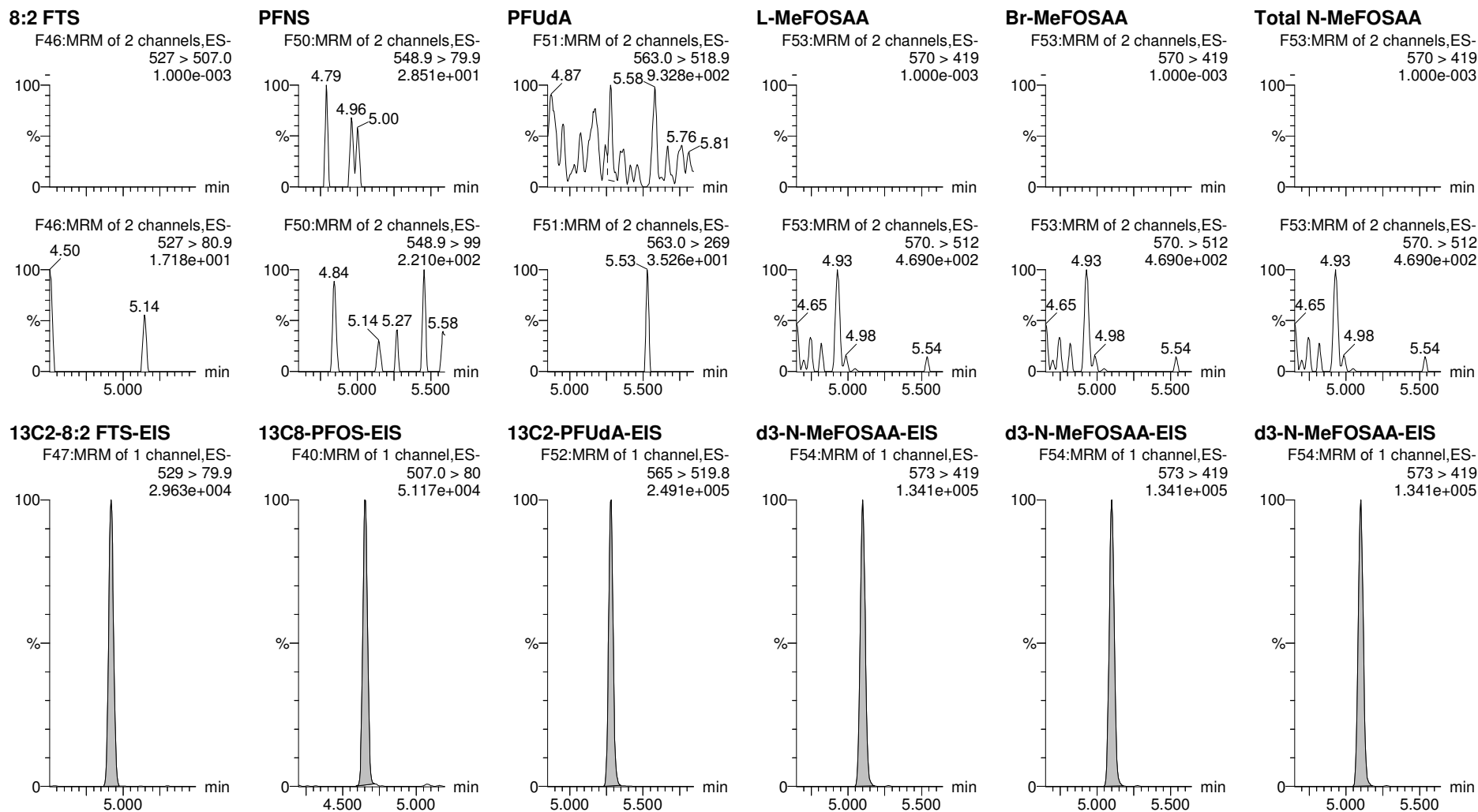


Dataset: Z:\Projects\PFAS.PRO\Results\210515M2\210515M2-46-56.qld

Last Altered: Thursday, May 20, 2021 17:00:21 Pacific Daylight Time

Printed: Thursday, May 20, 2021 17:00:31 Pacific Daylight Time

Name: 210515M2_54, Date: 15-May-2021, Time: 23:04:32, ID: 2105025-04 0.23958, Description: MW-8



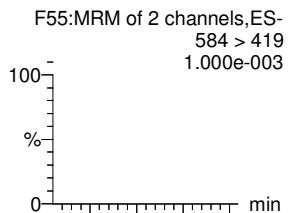
Dataset: Z:\Projects\PFAS.PRO\Results\210515M2\210515M2-46-56.qld

Last Altered: Thursday, May 20, 2021 17:00:21 Pacific Daylight Time

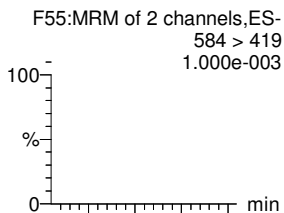
Printed: Thursday, May 20, 2021 17:00:31 Pacific Daylight Time

Name: 210515M2_54, Date: 15-May-2021, Time: 23:04:32, ID: 2105025-04 0.23958, Description: MW-8

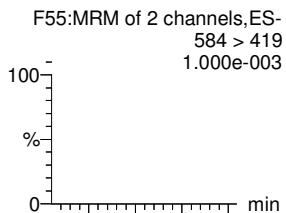
L-EtFOSAA



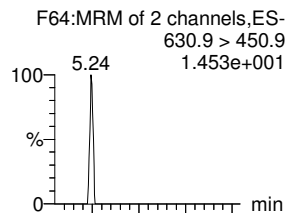
Br-ETFOSAA



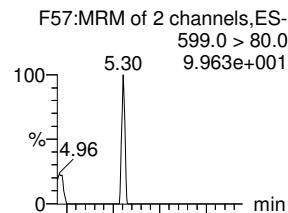
Total N-EtFOSAA



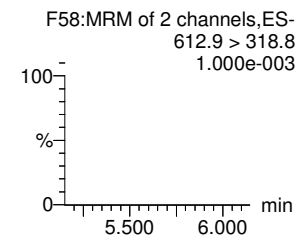
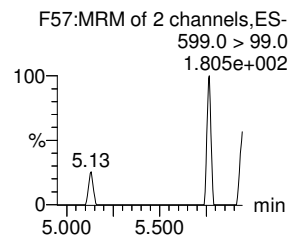
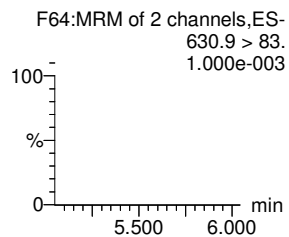
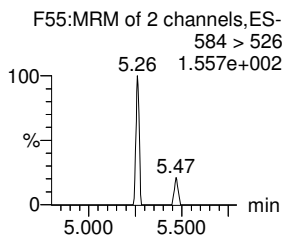
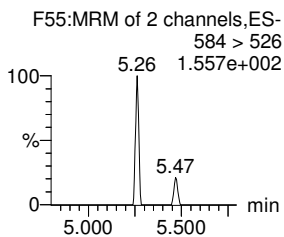
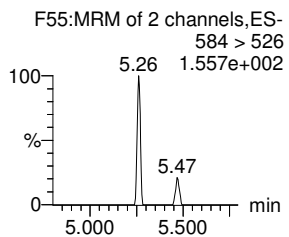
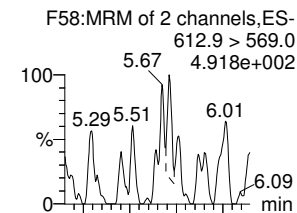
11Cl-PF3OUdS



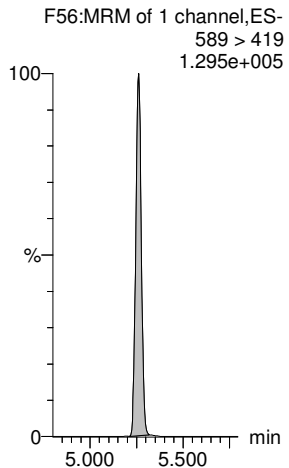
PFDS



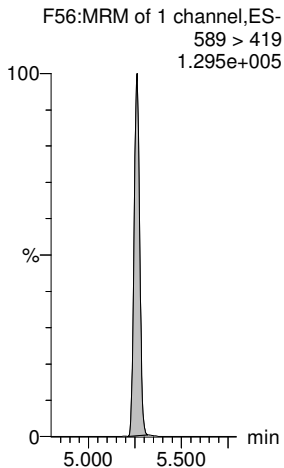
PFDoA



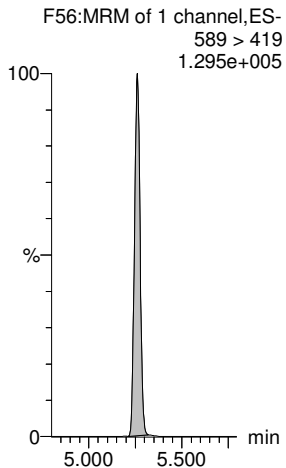
d5-N-EtFOSAA-EIS



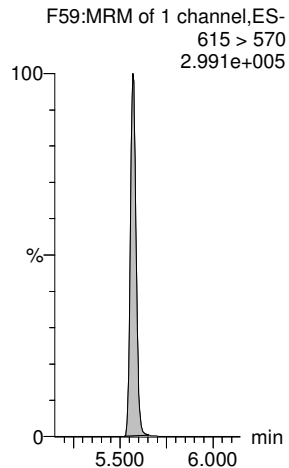
d5-N-EtFOSAA-EIS



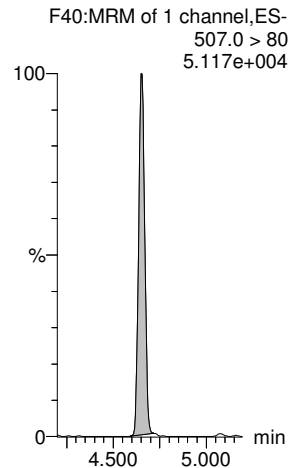
d5-N-EtFOSAA-EIS



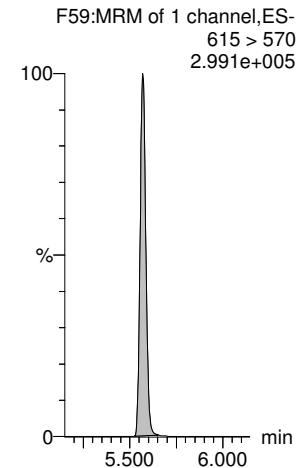
13C2-PFDoA-EIS



13C8-PFOS-EIS



13C2-PFDoA-EIS



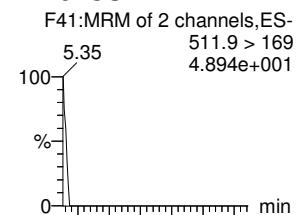
Dataset: Z:\Projects\PFAS.PRO\Results\210515M2\210515M2-46-56.qld

Last Altered: Thursday, May 20, 2021 17:00:21 Pacific Daylight Time

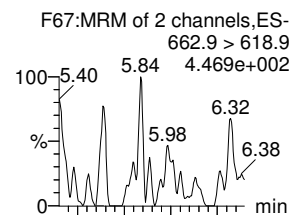
Printed: Thursday, May 20, 2021 17:00:31 Pacific Daylight Time

Name: 210515M2_54, Date: 15-May-2021, Time: 23:04:32, ID: 2105025-04 0.23958, Description: MW-8

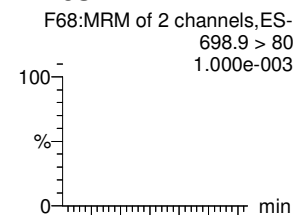
N-MeFOSA



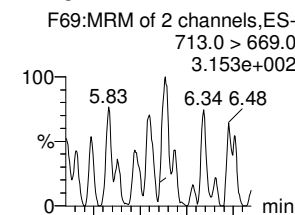
PFTrDA



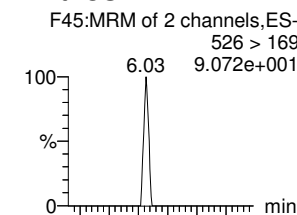
PFDoS



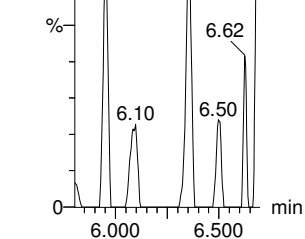
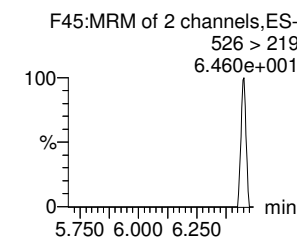
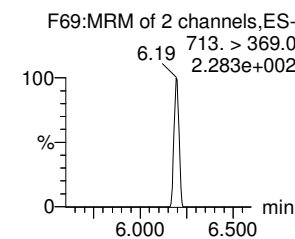
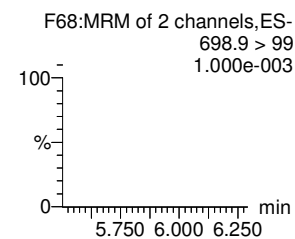
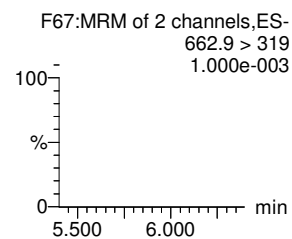
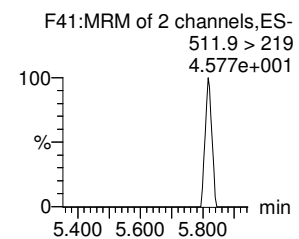
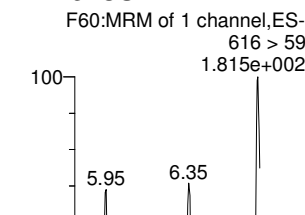
PFTeDA



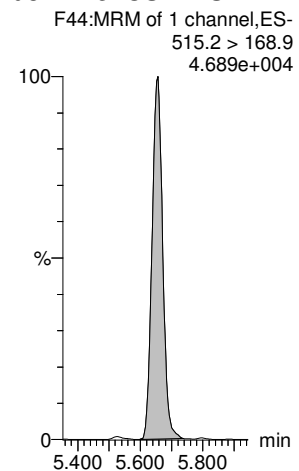
N-EtFOSA



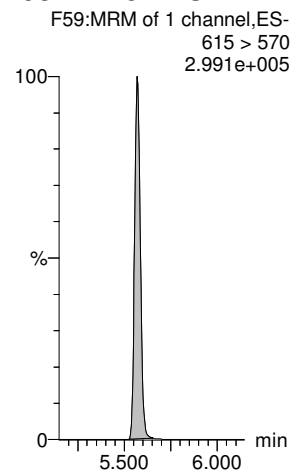
N-MeFOSE



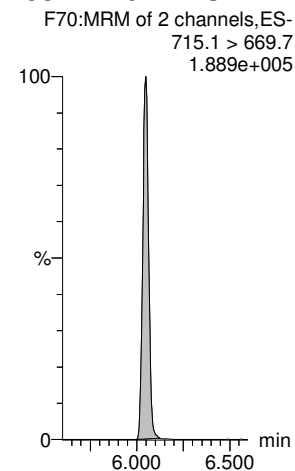
d3-N-MeFOSA-EIS



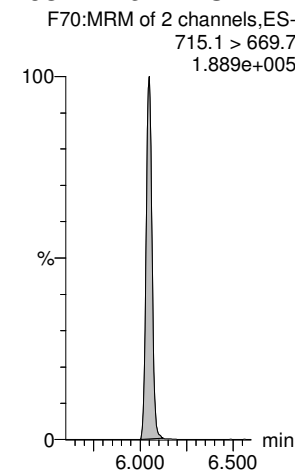
13C2-PFDoS-EIS



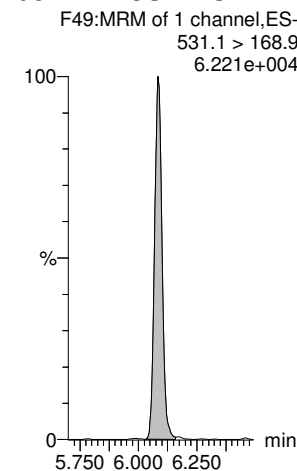
13C2-PFTeDA-EIS



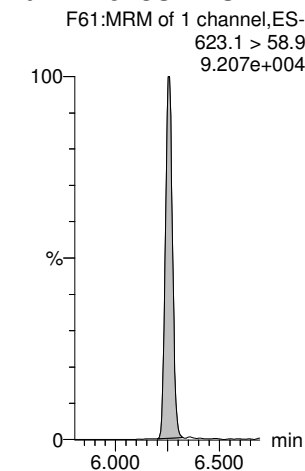
13C2-PFTeDA-EIS



d5-N-ETFOSE-EIS



d7-N-MeFOSE-EIS



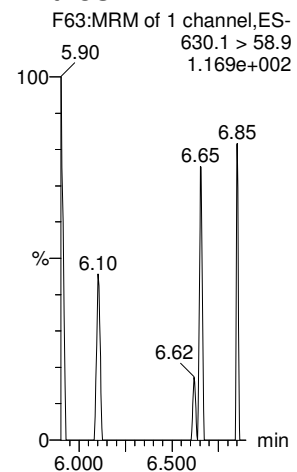
Dataset: Z:\Projects\PFAS.PRO\Results\210515M2\210515M2-46-56.qld

Last Altered: Thursday, May 20, 2021 17:00:21 Pacific Daylight Time

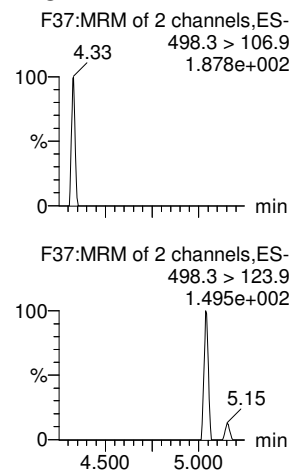
Printed: Thursday, May 20, 2021 17:00:31 Pacific Daylight Time

Name: 210515M2_54, Date: 15-May-2021, Time: 23:04:32, ID: 2105025-04 0.23958, Description: MW-8

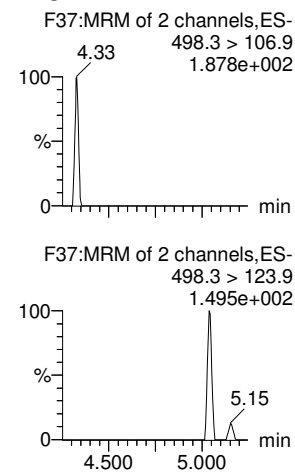
N-EtFOSE




TDCA



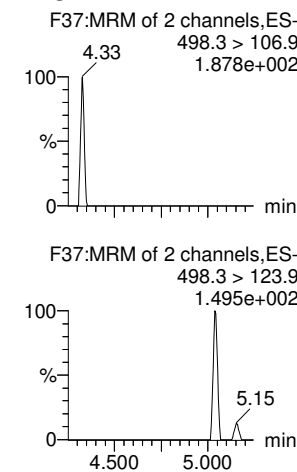
TDCA



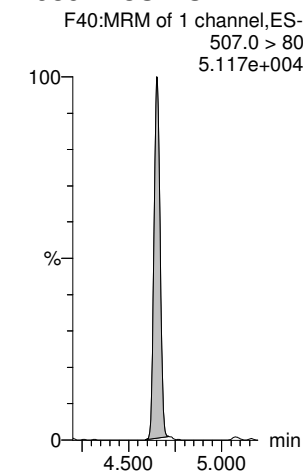
TDCA



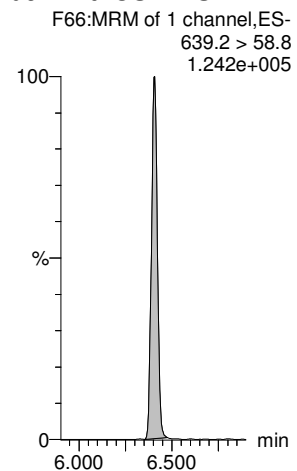
TDCA



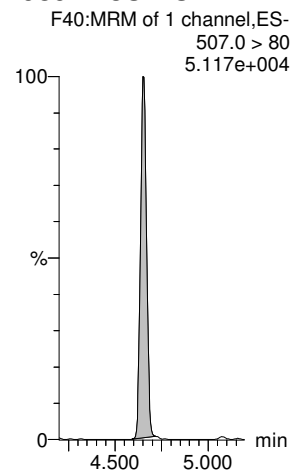
13C8-PFOS-EIS



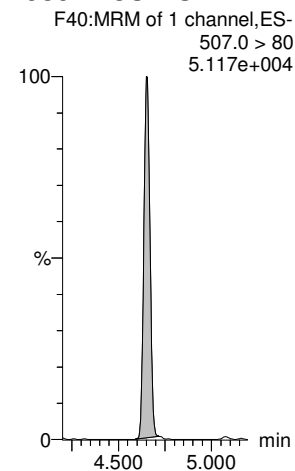
d9-N-EtFOSE-EIS



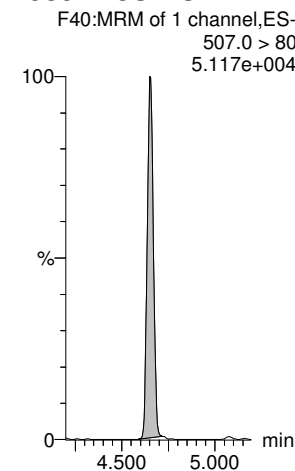
13C8-PFOS-EIS



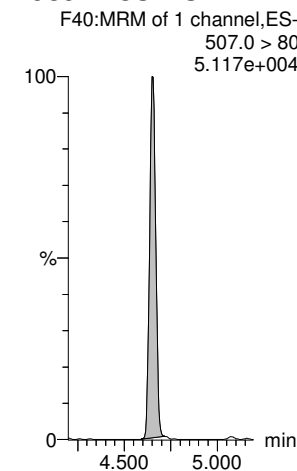
13C8-PFOS-EIS



13C8-PFOS-EIS



13C8-PFOS-EIS



Dataset: Z:\Projects\PFAS.PRO\Results\210515M2\210515M2-46-56.qld

Last Altered: Thursday, May 20, 2021 17:03:24 Pacific Daylight Time

Printed: Thursday, May 20, 2021 17:03:51 Pacific Daylight Time

Name: 210515M2_55, Date: 15-May-2021, Time: 23:14:57, ID: 2105025-05 0.24617, Description: NH-7

#	Name	Trace	Area	IS Area	wt/vol	Pred.RT	RT	Response	Std. Conc	Conc.	%Rec	Ion Ratio	Ratio Out?
1	1 PFBA	213.0 > 169.0	3.338e2	2.821e3	0.246	1.25	1.25	1.479		4.257			
2	5 PFPeA	263.1 > 218.9		3.146e3	0.246	2.19							
3	7 PFBS	299.0 > 79.7	1.101e2	9.410e2	0.246	2.48	2.48	1.463		3.429		2.036	NO
4	10 4:2 FTS	327.0 > 306.9		8.872e2	0.246	2.91							YES
5	11 PFHxA	313.0 > 269.0		4.866e3	0.246	3.00							YES
6	12 PFPeS	349.0 > 80.0		9.410e2	0.246	3.19							YES
7	51 13C3-PFBA-EIS	216.1 > 171.8	2.821e3		0.246	1.27	1.25	2821.152	12.5	48.526	95.6		
8	52 13C3-PFPeA-EIS	266.0 > 221.8	3.146e3		0.246	2.19	2.19	3145.686	12.5	42.282	83.3		
9	53 13C3-PFBS-EIS	302.0 > 98.9	9.410e2		0.246	2.48	2.48	940.952	12.5	44.323	87.3		
10	55 13C2-4:2 FTS-EIS	329 > 79.9	8.872e2		0.246	2.92	2.91	887.194	12.5	45.357	89.3		
11	56 13C2-PFHxA-EIS	315.0 > 270.0	4.866e3		0.246	3.01	3.00	4866.209	12.5	41.071	80.9		
12	53 13C3-PFBS-EIS	302.0 > 98.9	9.410e2		0.246	2.48	2.48	940.952	12.5	44.323	87.3		
13	-1												
14	13 HFPO-DA	284.9 > 168.9		2.155e2	0.246	3.21							YES
15	15 PFHpA	363.0 > 318.9		3.153e3	0.246	3.60							YES
16	17 L-PFHxS	399 > 80.0		1.888e3	0.246	3.75							YES
17	18 Br-PFHxS	399 > 80.0		1.888e3	0.246	3.60							YES
18	77 Total PFHxS	399 > 80	0.000e0		0.246	3.75		0.000					
19	16 ADONA	376.8 > 250.9		3.153e3	0.246	3.70							YES
20	54 13C3-HFPO-DA-EIS	287.0 > 169	2.155e2		0.246	3.21	3.21	215.532	12.5	45.168	89.0		
21	57 13C4-PFHpA-EIS	367.2 > 321.8	3.153e3		0.246	3.61	3.60	3152.864	12.5	45.259	89.1		
22	58 13C3-PFHxS-EIS	401.8 > 79.9	1.888e3		0.246	3.76	3.75	1887.533	12.5	47.453	93.5		
23	58 13C3-PFHxS-EIS	401.8 > 79.9	1.888e3		0.246	3.76	3.75	1887.533	12.5	47.453	93.5		
24	58 13C3-PFHxS-EIS	401.8 > 79.9	1.888e3		0.246	3.76	3.75	1887.533	12.5	47.453	93.5		
25	57 13C4-PFHpA-EIS	367.2 > 321.8	3.153e3		0.246	3.61	3.60	3152.864	12.5	45.259	89.1		
26	-1												
27	19 6:2 FTS	427 > 407.0		9.651e2	0.246	4.07							YES
28	23 PFHpS	448.9 > 80.0		2.047e3	0.246	4.23							YES
29	20 L-PFOA	412.8 > 368.9	2.211e2	6.494e3	0.246	4.13	4.13	0.426		0.267		5.218	NO
30	21 Br-PFOA	412.8 > 368.9		6.494e3	0.246	3.96							YES
31	78 Total PFOA	412.8 > 368.9	2.211e2		0.246	4.11		0.426		0.267			
32	25 PFNA	463.0 > 418.8		6.061e3	0.246	4.57							YES
33	59 13C2-6:2 FTS-EIS	429.0 > 79.9	9.651e2		0.246	4.07	4.07	965.092	12.5	43.253	85.2		
34	63 13C8-PFOS-EIS	507.0 > 80	2.047e3		0.246	4.66	4.65	2047.080	12.5	43.573	85.8		
35	62 13C2-PFOA-EIS	414.9 > 369.7	6.494e3		0.246	4.13	4.13	6494.226	12.5	43.973	86.6		
36	62 13C2-PFOA-EIS	414.9 > 369.7	6.494e3		0.246	4.13	4.13	6494.226	12.5	43.973	86.6		

Dataset: Z:\Projects\PFAS.PRO\Results\210515M2\210515M2-46-56.qld

Last Altered: Thursday, May 20, 2021 17:03:24 Pacific Daylight Time
 Printed: Thursday, May 20, 2021 17:03:51 Pacific Daylight Time

Name: 210515M2_55, Date: 15-May-2021, Time: 23:14:57, ID: 2105025-05 0.24617, Description: NH-7

#	Name	Trace	Area	IS Area	wt/vol	Pred.RT	RT	Response	Std. Conc	Conc.	%Rec	Ion Ratio	Ratio Out?
37	62 13C2-PFOA-EIS	414.9 > 369.7	6.494e3		0.246	4.13	4.13	6494.226	12.5	43.973	86.6		
38	60 13C5-PFNA-EIS	468.2 > 422.9	6.061e3		0.246	4.58	4.57	6061.117	12.5	43.996	86.6		
39	-1												
40	27 L-PFOS	499 > 79.9	3.088e2	2.047e3	0.246	4.65	4.65	1.886		7.886		2.049	NO
41	28 Br-PFOS	499 > 79.9	6.757e2	2.047e3	0.246	4.46	4.51	4.126		17.188		4.335	NO
42	79 Total PFOS	499 > 79.9	9.845e2		0.246	4.69		6.012		25.074			
43	30 PFDA	513 > 468.8		6.750e3	0.246	4.95							YES
44	26 PFOSA	498.0 > 78.0	6.807e1	2.000e3	0.246	4.62	4.63	0.425		1.662			YES
45	29 9CI-PF3ONS	530.9>351		2.047e3	0.246	4.87							YES
46	63 13C8-PFOS-EIS	507.0 > 80	2.047e3		0.246	4.66	4.65	2047.080	12.5	43.573	85.8		
47	63 13C8-PFOS-EIS	507.0 > 80	2.047e3		0.246	4.66	4.65	2047.080	12.5	43.573	85.8		
48	63 13C8-PFOS-EIS	507.0 > 80	2.047e3		0.246	4.66	4.65	2047.080	12.5	43.573	85.8		
49	64 13C2-PFDA-EIS	515.1 > 469.9	6.750e3		0.246	4.96	4.95	6750.405	12.5	46.183	91.0		
50	61 13C8-PFOSA-EIS	506. > 78	2.000e3		0.246	4.63	4.62	2000.405	12.5	28.467	56.1		
51	63 13C8-PFOS-EIS	507.0 > 80	2.047e3		0.246	4.66	4.65	2047.080	12.5	43.573	85.8		
52	-1												
53	31 8:2 FTS	527 > 507.0		1.291e3	0.246	4.92							YES
54	32 PFNS	548.9 > 79.9		2.047e3	0.246	5.01							YES
55	37 PFUdA	563.0 > 518.9		9.480e3	0.246	5.28							YES
56	33 L-MeFOSAA	570 > 419		5.677e3	0.246	5.10							YES
57	34 Br-MeFOSAA	570. > 419		5.677e3	0.246	4.90							YES
58	80 Total N-MeFOSAA	570. > 419	0.000e0		0.246	5.11		0.000					
59	65 13C2-8:2 FTS-EIS	529 > 79.9	1.291e3		0.246	4.93	4.92	1291.344	12.5	45.665	89.9		
60	63 13C8-PFOS-EIS	507.0 > 80	2.047e3		0.246	4.66	4.65	2047.080	12.5	43.573	85.8		
61	67 13C2-PFUdA-EIS	565 > 519.8	9.480e3		0.246	5.29	5.28	9479.856	12.5	40.668	80.1		
62	66 d3-N-MeFOSAA-EIS	573 > 419	5.677e3		0.246	5.11	5.10	5677.338	12.5	41.530	81.8		
63	66 d3-N-MeFOSAA-EIS	573 > 419	5.677e3		0.246	5.11	5.10	5677.338	12.5	41.530	81.8		
64	66 d3-N-MeFOSAA-EIS	573 > 419	5.677e3		0.246	5.11	5.10	5677.338	12.5	41.530	81.8		
65	-1												
66	35 L-EtFOSAA	584 > 419		4.871e3	0.246	5.26							YES
67	36 Br-ETFOSAA	584 > 419		4.871e3	0.246	5.05							YES
68	81 Total N-EtFOSAA	584 > 419	0.000e0		0.246	5.27		0.000					
69	39 11CI-PF3OUdS	630.9 > 450.9		1.096e4	0.246	5.50							YES
70	38 PFDS	599.0 > 80.0		2.047e3	0.246	5.32							YES
71	41 PFDoA	612.9 > 569.0		1.096e4	0.246	5.57							YES
72	68 d5-N-EtFOSAA-EIS	589 > 419	4.871e3		0.246	5.27	5.26	4870.902	12.5	42.120	82.9		

Dataset: Z:\Projects\PFAS.PRO\Results\210515M2\210515M2-46-56.qld

Last Altered: Thursday, May 20, 2021 17:03:24 Pacific Daylight Time
 Printed: Thursday, May 20, 2021 17:03:51 Pacific Daylight Time

Name: 210515M2_55, Date: 15-May-2021, Time: 23:14:57, ID: 2105025-05 0.24617, Description: NH-7

#	Name	Trace	Area	IS Area	wt/vol	Pred.RT	RT	Response	Std. Conc	Conc.	%Rec	Ion Ratio	Ratio Out?
73	68 d5-N-EtFOSAA-EIS	589 > 419	4.871e3		0.246	5.27	5.26	4870.902	12.5	42.120	82.9		
74	68 d5-N-EtFOSAA-EIS	589 > 419	4.871e3		0.246	5.27	5.26	4870.902	12.5	42.120	82.9		
75	69 13C2-PFDoA-EIS	615 > 570	1.096e4		0.246	5.58	5.57	10955.137	12.5	40.777	80.3		
76	63 13C8-PFOS-EIS	507.0 > 80	2.047e3		0.246	4.66	4.65	2047.080	12.5	43.573	85.8		
77	69 13C2-PFDoA-EIS	615 > 570	1.096e4		0.246	5.58	5.57	10955.137	12.5	40.777	80.3		
78	-1												
79	42 N-MeFOSA	511.9 > 169		2.074e3	0.246	5.64							YES
80	43 PFTTrDA	662.9 > 618.9		1.096e4	0.246	5.83							YES
81	44 PFDoS	698.9 > 80		7.142e3	0.246	5.86							YES
82	45 PFTeDA	713.0 > 669.0		7.142e3	0.246	6.05							YES
83	46 N-EtFOSA	526 > 169		2.494e3	0.246	6.06							YES
84	49 N-MeFOSE	616 > 59		3.555e3	0.246	6.25							
85	71 d3-N-MeFOSA-EIS	515.2 > 168.9	2.074e3		0.246	5.66	5.66	2073.959	149.2	113.211	18.7		
86	69 13C2-PFDoA-EIS	615 > 570	1.096e4		0.246	5.58	5.57	10955.137	12.5	40.777	80.3		
87	72 13C2-PFTeDA-EIS	715.1 > 669.7	7.142e3		0.246	6.06	6.05	7142.014	12.5	40.981	80.7		
88	72 13C2-PFTeDA-EIS	715.1 > 669.7	7.142e3		0.246	6.06	6.05	7142.014	12.5	40.981	80.7		
89	73 d5-N-ETFOSA-EIS	531.1 > 168.9	2.494e3		0.246	6.09	6.08	2494.240	149.2	103.890	17.1		
90	75 d7-N-MeFOSE-EIS	623.1 > 58.9	3.555e3		0.246	6.26	6.25	3554.844	149.2	298.827	49.3		
91	-1												
92	50 N-EtFOSE	630.1 > 58.9		4.004e3	0.246	6.40							
93	82 TDCA	498.3>106.9			0.246	4.91							YES
94	82 TDCA	498.3>106.9			0.246	4.91							YES
95	82 TDCA	498.3>106.9			0.246	4.91							YES
96	82 TDCA	498.3>106.9			0.246	4.91							YES
97	63 13C8-PFOS-EIS	507.0 > 80	2.047e3		0.246	4.66	4.65	2047.080	12.5	43.573	85.8		
98	76 d9-N-EtFOSE-EIS	639.2 > 58.8	4.004e3		0.246	6.41	6.40	4003.682	149.2	292.225	48.2		
99	63 13C8-PFOS-EIS	507.0 > 80	2.047e3		0.246	4.66	4.65	2047.080	12.5	43.573	85.8		
100	63 13C8-PFOS-EIS	507.0 > 80	2.047e3		0.246	4.66	4.65	2047.080	12.5	43.573	85.8		
101	63 13C8-PFOS-EIS	507.0 > 80	2.047e3		0.246	4.66	4.65	2047.080	12.5	43.573	85.8		
102	63 13C8-PFOS-EIS	507.0 > 80	2.047e3		0.246	4.66	4.65	2047.080	12.5	43.573	85.8		

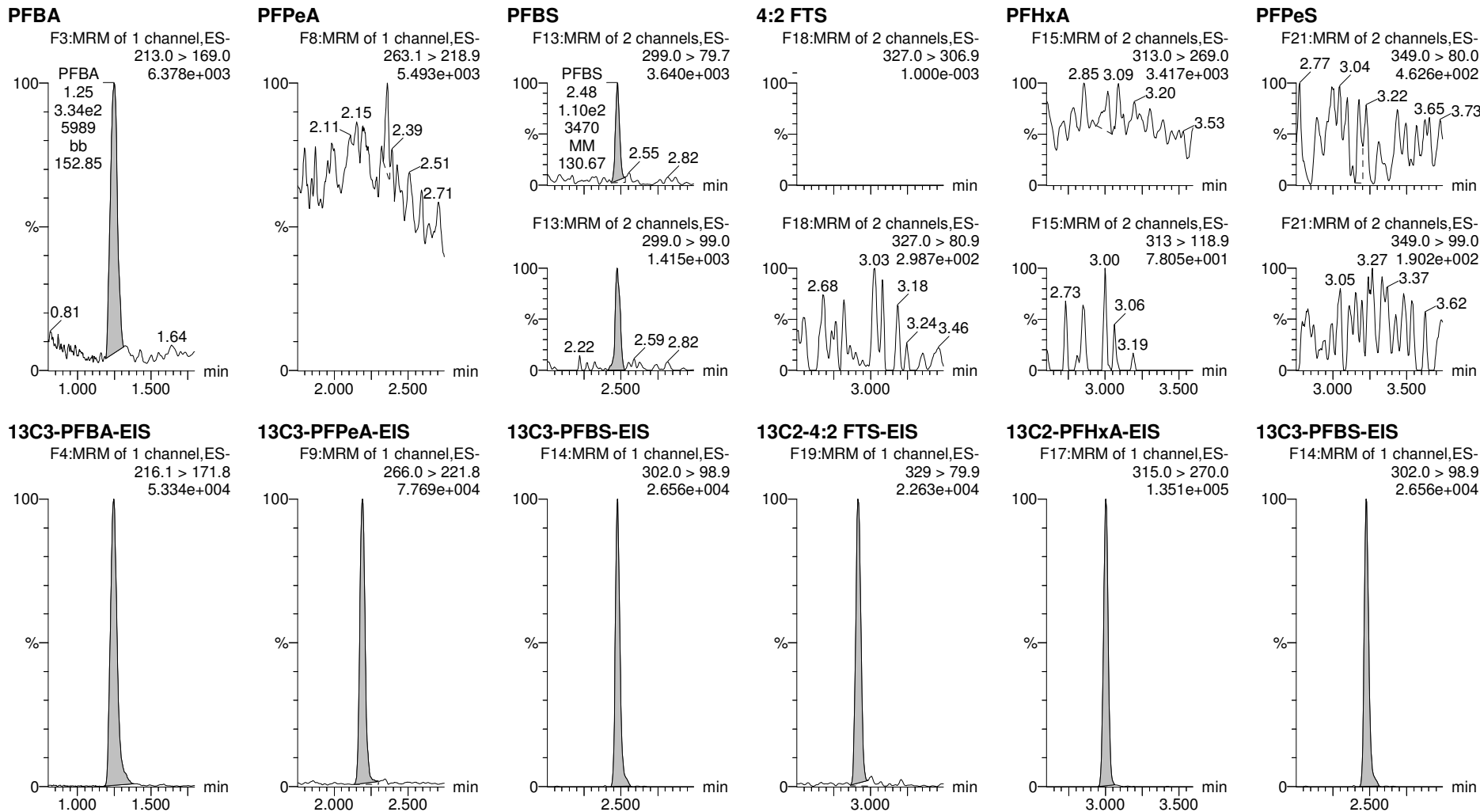
Dataset: Z:\Projects\PFAS.PRO\Results\210515M2\210515M2-46-56.qld

Last Altered: Thursday, May 20, 2021 17:03:24 Pacific Daylight Time

Printed: Thursday, May 20, 2021 17:03:51 Pacific Daylight Time

Method: Z:\Projects\PFAS.PRO\MethDB\PFAS_FULL_80C_051521.mdb 17 May 2021 08:41:05
Calibration: Z:\Projects\PFAS.PRO\CurveDB\C18_VAL-PFAS_Q4_05-15-21.cdb 17 May 2021 09:24:52

Name: 210515M2_55, Date: 15-May-2021, Time: 23:14:57, ID: 2105025-05 0.24617, Description: NH-7

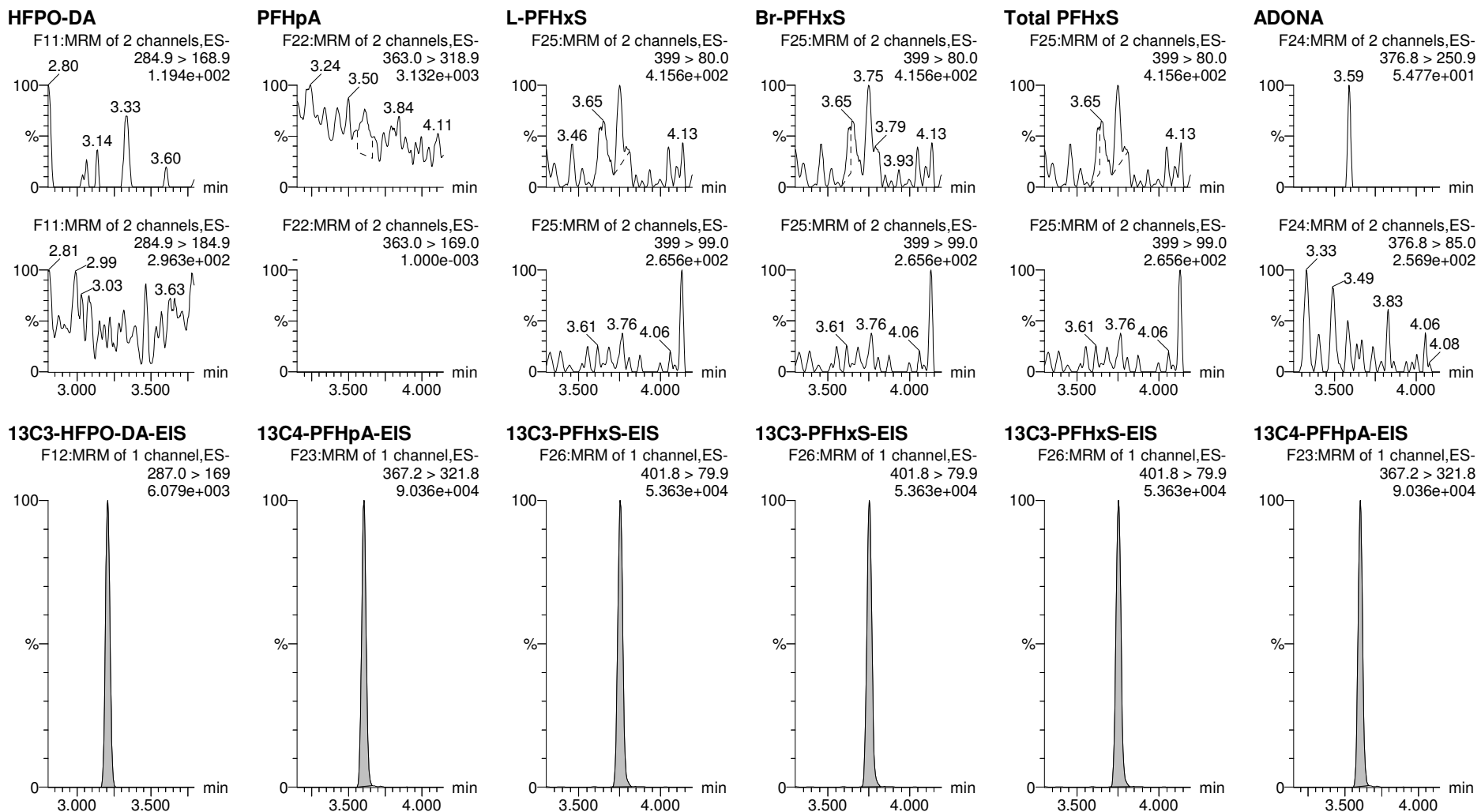


Dataset: Z:\Projects\PFAS.PRO\Results\210515M2\210515M2-46-56.qld

Last Altered: Thursday, May 20, 2021 17:03:24 Pacific Daylight Time

Printed: Thursday, May 20, 2021 17:03:51 Pacific Daylight Time

Name: 210515M2_55, Date: 15-May-2021, Time: 23:14:57, ID: 2105025-05 0.24617, Description: NH-7

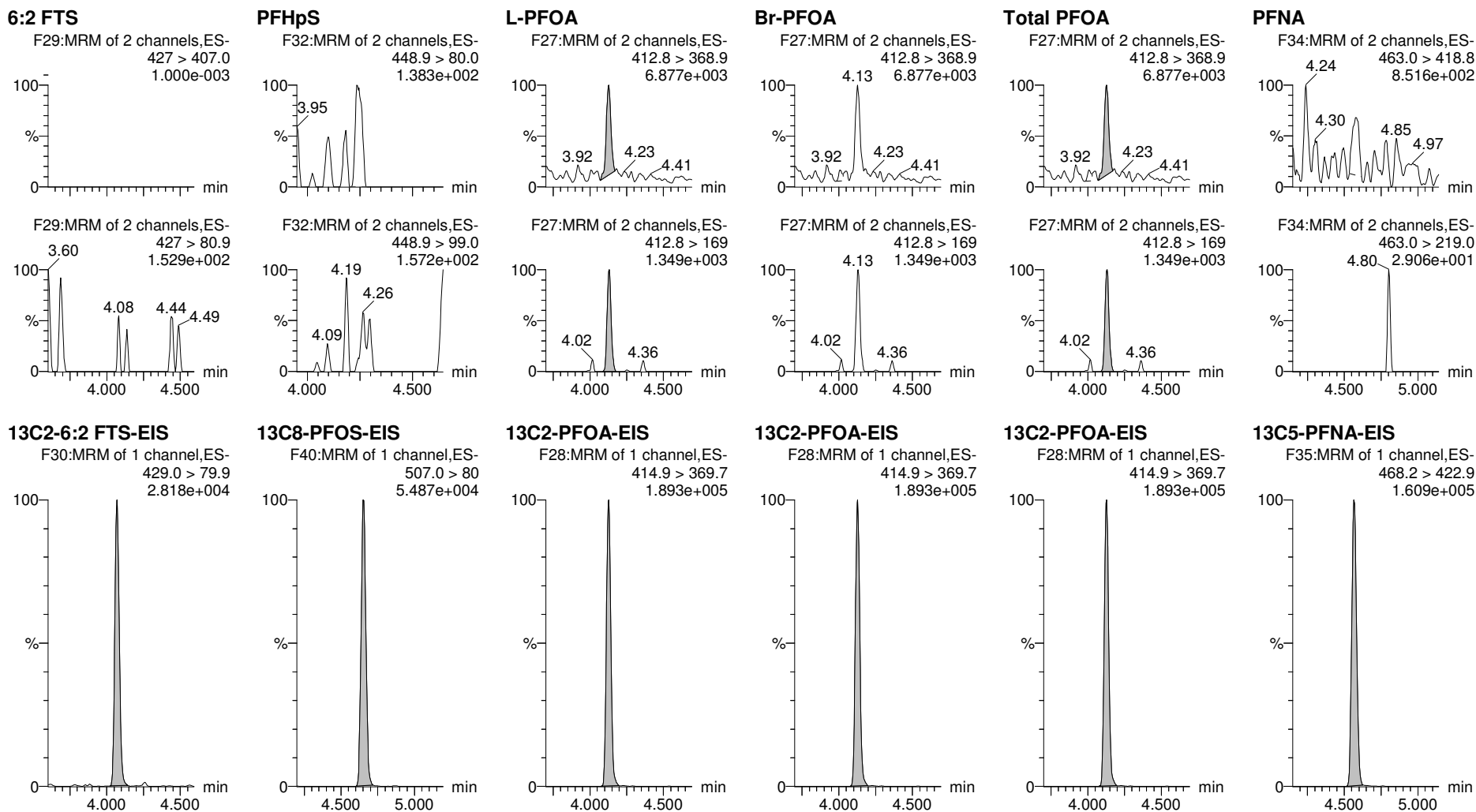


Dataset: Z:\Projects\PFAS.PRO\Results\210515M2\210515M2-46-56.qld

Last Altered: Thursday, May 20, 2021 17:03:24 Pacific Daylight Time

Printed: Thursday, May 20, 2021 17:03:51 Pacific Daylight Time

Name: 210515M2_55, Date: 15-May-2021, Time: 23:14:57, ID: 2105025-05 0.24617, Description: NH-7



Dataset: Z:\Projects\PFAS.PRO\Results\210515M2\210515M2-46-56.qld

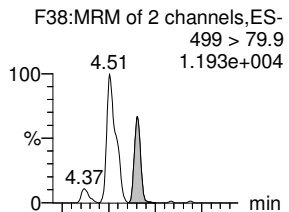
Last Altered: Thursday, May 20, 2021 17:03:24 Pacific Daylight Time

Printed: Thursday, May 20, 2021 17:03:51 Pacific Daylight Time

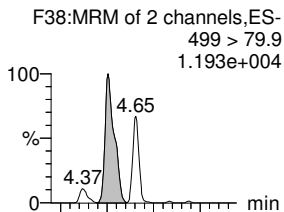
*No confirmation ion, conc. over MDL.

Name: 210515M2_55, Date: 15-May-2021, Time: 23:14:57, ID: 2105025-05 0.24617, Description: NH-7

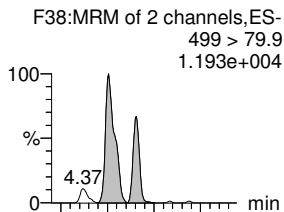
L-PFOS



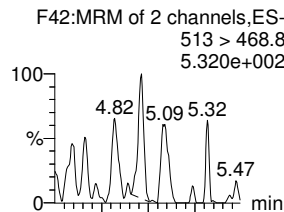
Br-PFOS



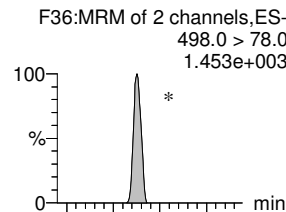
Total PFOS



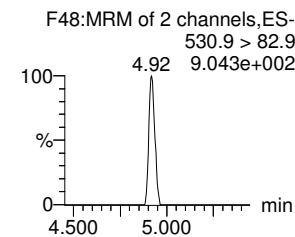
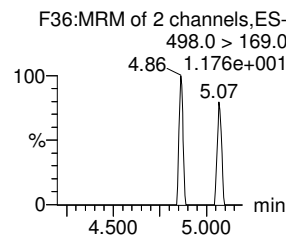
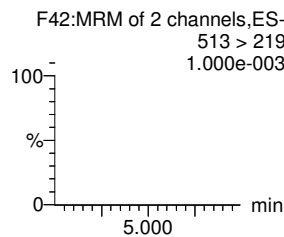
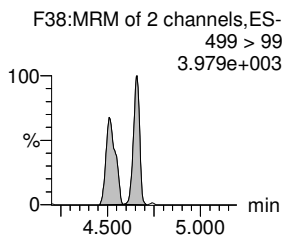
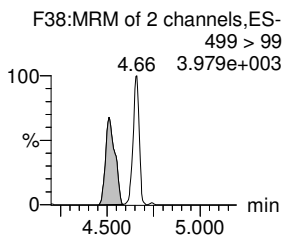
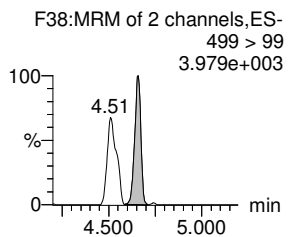
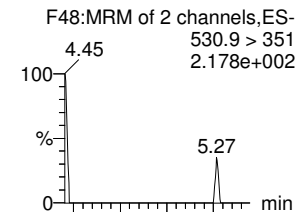
PFDA



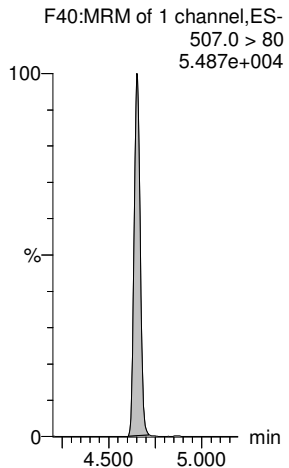
PFOSA



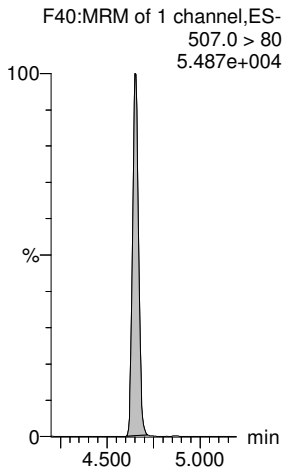
9CI-PF3ONS



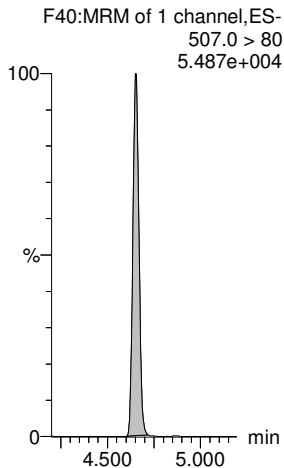
13C8-PFOS-EIS



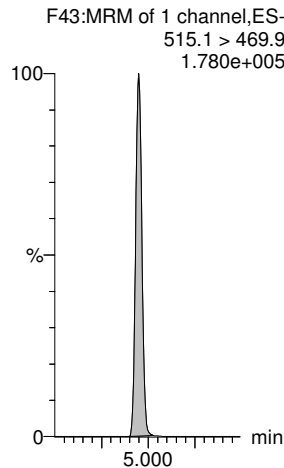
13C8-PFOS-EIS



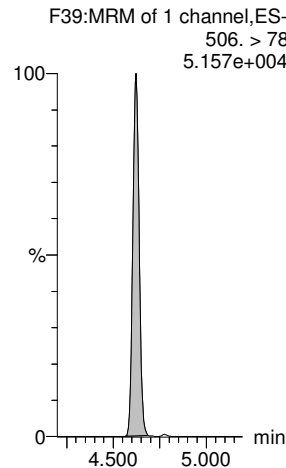
13C8-PFOS-EIS



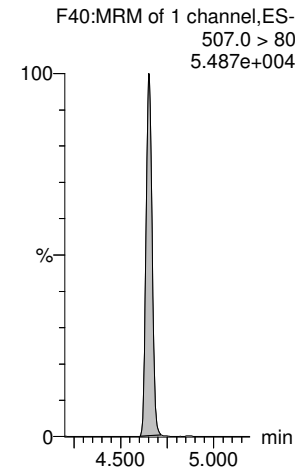
13C2-PFDA-EIS



13C8-PFOSA-EIS



13C8-PFOS-EIS

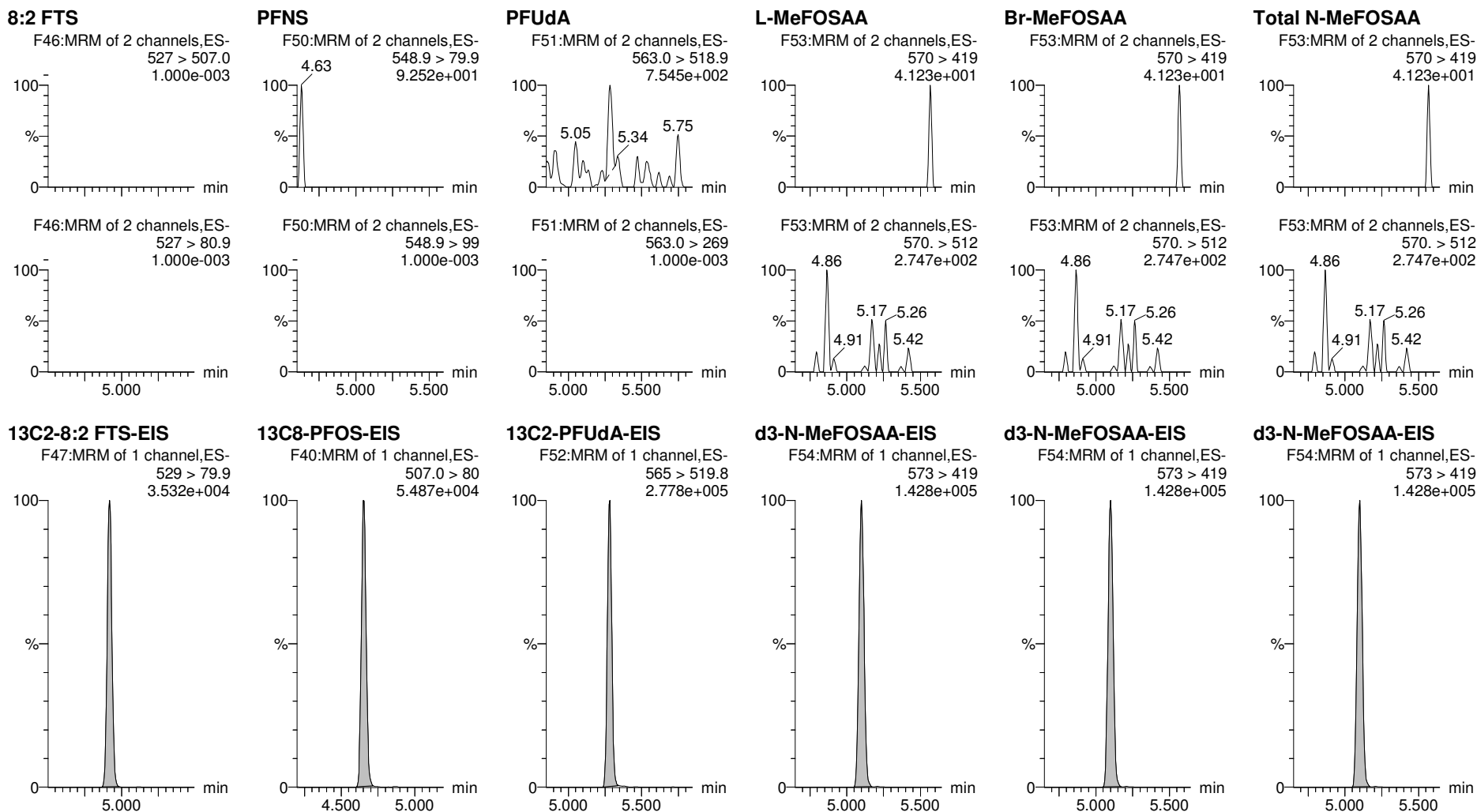


Dataset: Z:\Projects\PFAS.PRO\Results\210515M2\210515M2-46-56.qld

Last Altered: Thursday, May 20, 2021 17:03:24 Pacific Daylight Time

Printed: Thursday, May 20, 2021 17:03:51 Pacific Daylight Time

Name: 210515M2_55, Date: 15-May-2021, Time: 23:14:57, ID: 2105025-05 0.24617, Description: NH-7



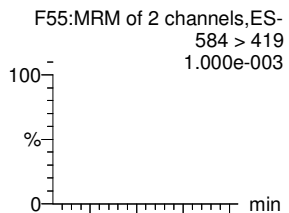
Dataset: Z:\Projects\PFAS.PRO\Results\210515M2\210515M2-46-56.qld

Last Altered: Thursday, May 20, 2021 17:03:24 Pacific Daylight Time

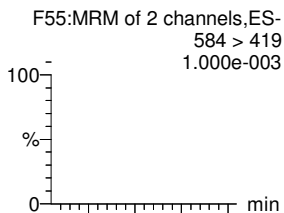
Printed: Thursday, May 20, 2021 17:03:51 Pacific Daylight Time

Name: 210515M2_55, Date: 15-May-2021, Time: 23:14:57, ID: 2105025-05 0.24617, Description: NH-7

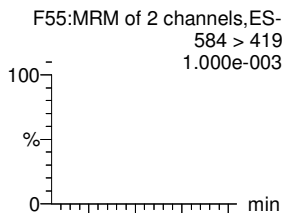
L-EtFOSAA



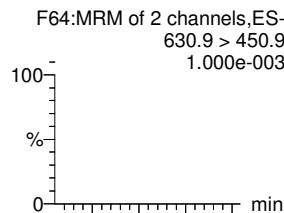
Br-ETFOSAA



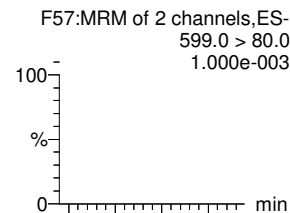
Total N-EtFOSAA



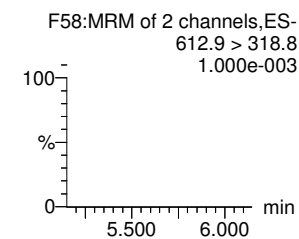
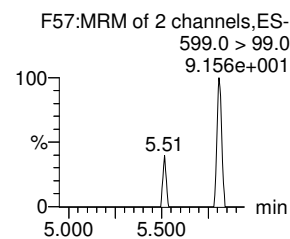
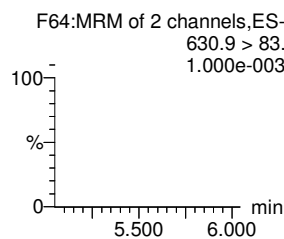
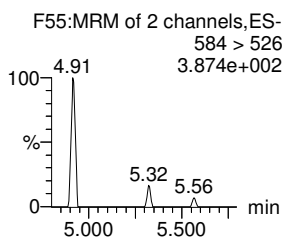
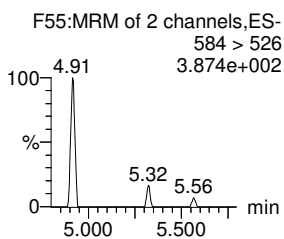
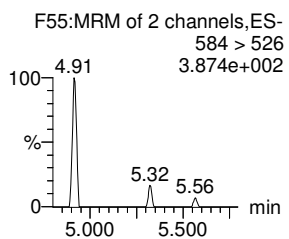
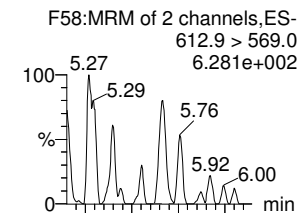
11Cl-PF3OUdS



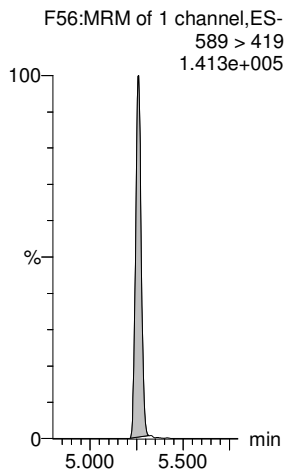
PFDS



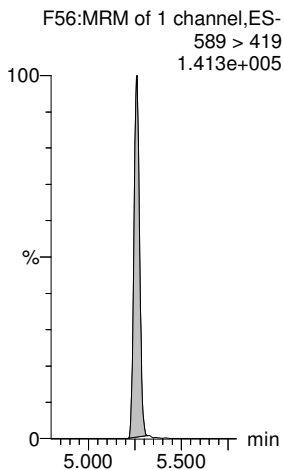
PFDoA



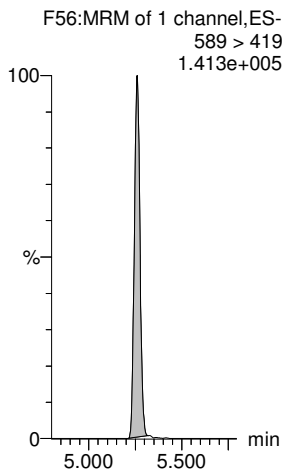
d5-N-EtFOSAA-EIS



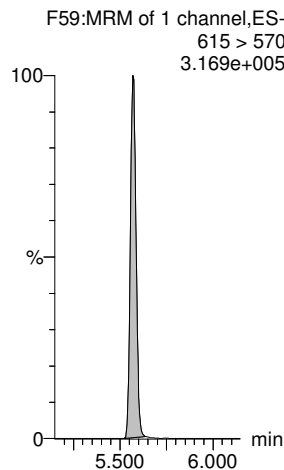
d5-N-EtFOSAA-EIS



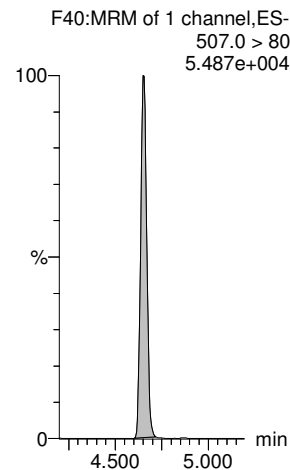
d5-N-EtFOSAA-EIS



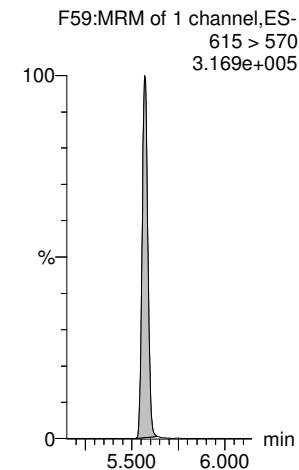
13C2-PFDoA-EIS



13C8-PFOS-EIS



13C2-PFDoA-EIS



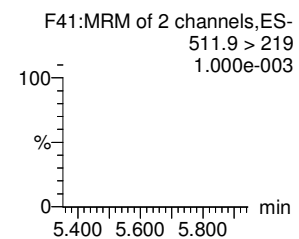
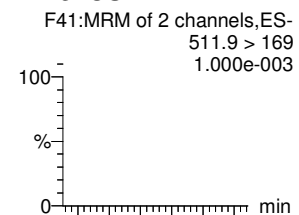
Dataset: Z:\Projects\PFAS.PRO\Results\210515M2\210515M2-46-56.qld

Last Altered: Thursday, May 20, 2021 17:03:24 Pacific Daylight Time

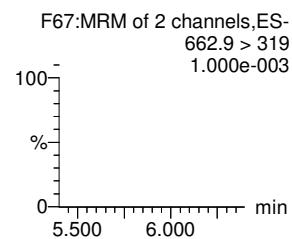
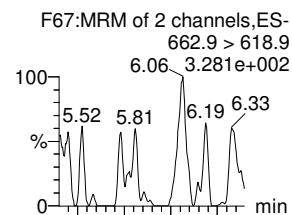
Printed: Thursday, May 20, 2021 17:03:51 Pacific Daylight Time

Name: 210515M2_55, Date: 15-May-2021, Time: 23:14:57, ID: 2105025-05 0.24617, Description: NH-7

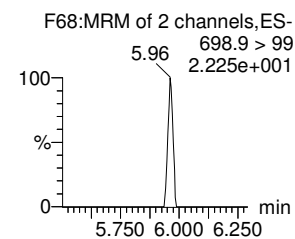
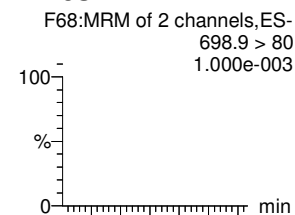
N-MeFOSA



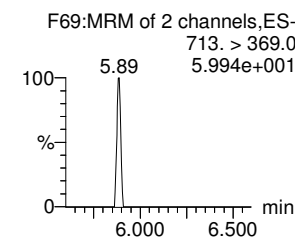
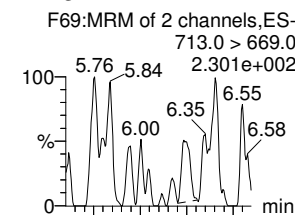
PFTrDA



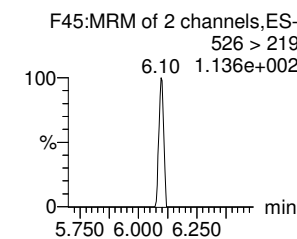
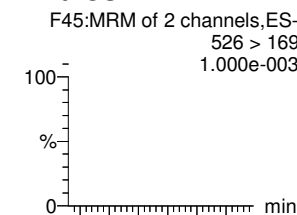
PFDoS



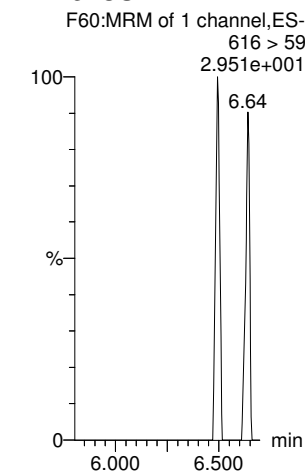
PFTeDA



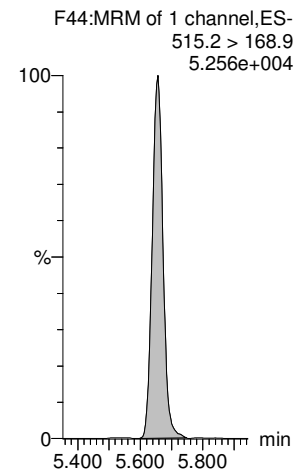
N-EtFOSA



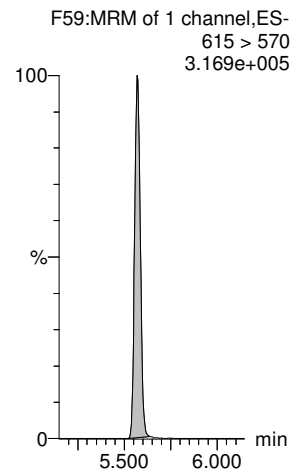
N-MeFOSE



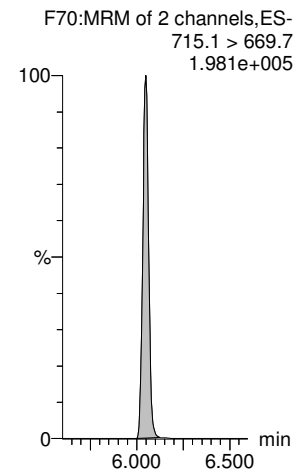
d3-N-MeFOSA-EIS



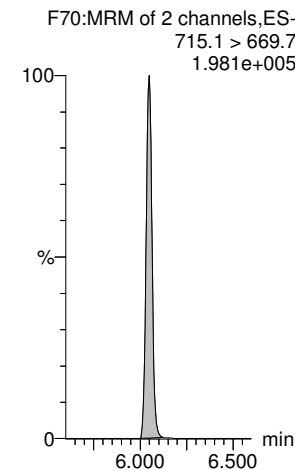
13C2-PFDoS-EIS



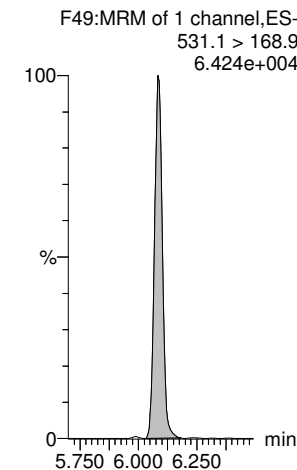
13C2-PFTeDA-EIS



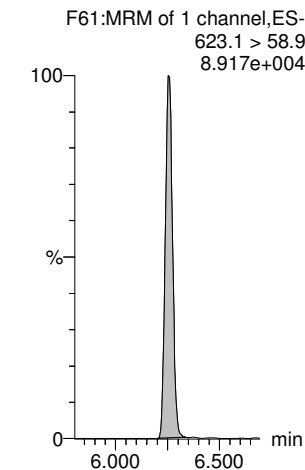
13C2-PFTeDA-EIS



d5-N-ETFOSE-EIS



d7-N-MeFOSE-EIS



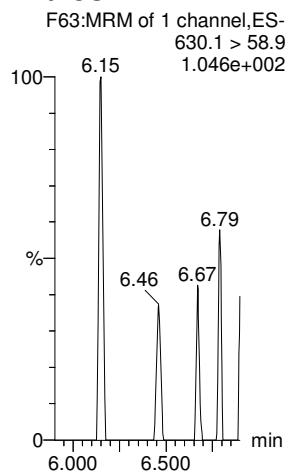
Dataset: Z:\Projects\PFAS.PRO\Results\210515M2\210515M2-46-56.qld

Last Altered: Thursday, May 20, 2021 17:03:24 Pacific Daylight Time

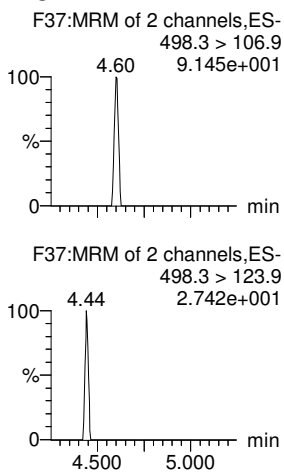
Printed: Thursday, May 20, 2021 17:03:51 Pacific Daylight Time

Name: 210515M2_55, Date: 15-May-2021, Time: 23:14:57, ID: 2105025-05 0.24617, Description: NH-7

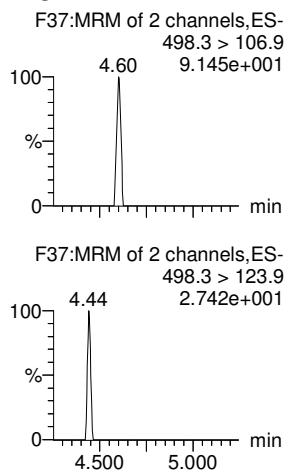
N-EtFOSE



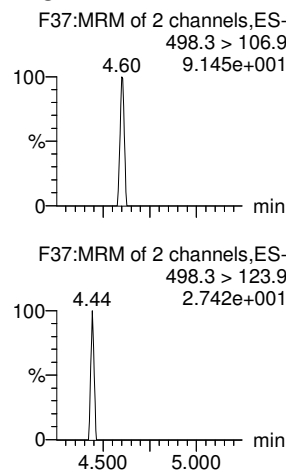
TDCA



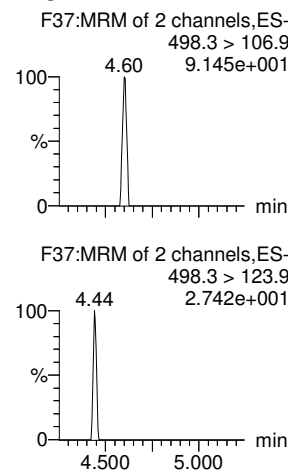
TDCA



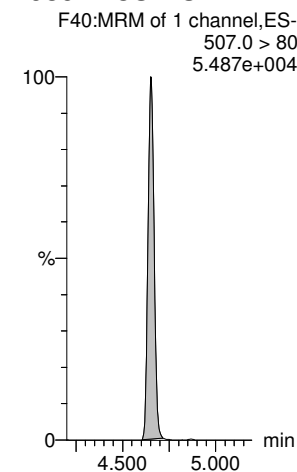
TDCA



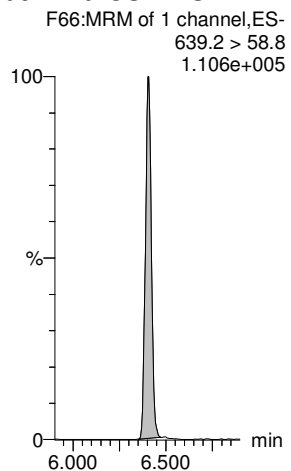
TDCA



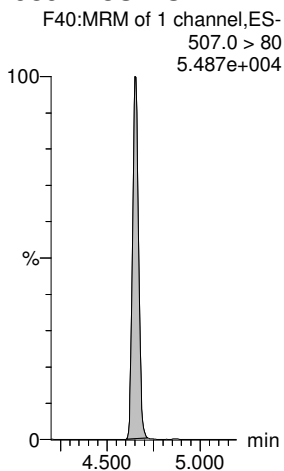
13C8-PFOS-EIS



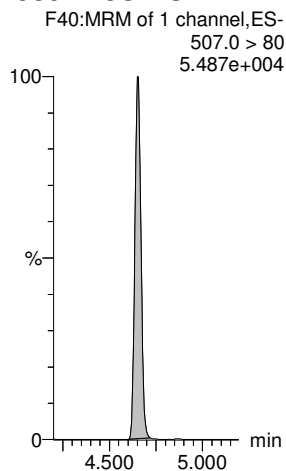
d9-N-EtFOSE-EIS



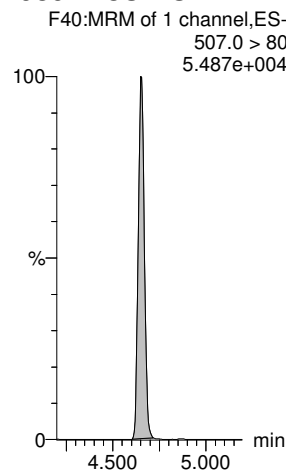
13C8-PFOS-EIS



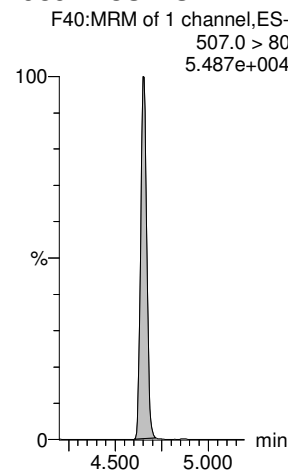
13C8-PFOS-EIS



13C8-PFOS-EIS



13C8-PFOS-EIS



Dataset: Z:\Projects\PFAS.PRO\Results\210515M2\210515M2-46-56.qld

Last Altered: Thursday, May 20, 2021 17:07:06 Pacific Daylight Time

Printed: Thursday, May 20, 2021 17:07:20 Pacific Daylight Time

Name: 210515M2_56, Date: 15-May-2021, Time: 23:25:22, ID: 2105025-06 0.23944, Description: NH-11

#	Name	Trace	Area	IS Area	wt/vol	Pred.RT	RT	Response	Std. Conc	Conc.	%Rec	Ion Ratio	Ratio Out?
1	1 PFBA	213.0 > 169.0	1.168e2	2.792e3	0.239	1.25	1.25	0.523		1.340			
2	5 PFPeA	263.1 > 218.9		3.430e3	0.239	2.19							
3	7 PFBS	299.0 > 79.7		9.581e2	0.239	2.48							YES
4	10 4:2 FTS	327.0 > 306.9		9.432e2	0.239	2.91							YES
5	11 PFHxA	313.0 > 269.0		5.307e3	0.239	3.00							YES
6	12 PFPeS	349.0 > 80.0		9.581e2	0.239	3.20							YES
7	51 13C3-PFBA-EIS	216.1 > 171.8	2.792e3		0.239	1.27	1.25	2791.558	12.5	49.366	94.6		
8	52 13C3-PFPeA-EIS	266.0 > 221.8	3.430e3		0.239	2.19	2.19	3429.637	12.5	47.394	90.8		
9	53 13C3-PFBS-EIS	302.0 > 98.9	9.581e2		0.239	2.48	2.48	958.062	12.5	46.397	88.9		
10	55 13C2-4:2 FTS-EIS	329 > 79.9	9.432e2		0.239	2.92	2.91	943.161	12.5	49.574	95.0		
11	56 13C2-PFHxA-EIS	315.0 > 270.0	5.307e3		0.239	3.01	3.00	5307.377	12.5	46.053	88.2		
12	53 13C3-PFBS-EIS	302.0 > 98.9	9.581e2		0.239	2.48	2.48	958.062	12.5	46.397	88.9		
13	-1												
14	13 HFPO-DA	284.9 > 168.9		2.484e2	0.239	3.20							YES
15	15 PFHpA	363.0 > 318.9		3.065e3	0.239	3.60							YES
16	17 L-PFHxS	399 > 80.0		1.834e3	0.239	3.75							YES
17	18 Br-PFHxS	399 > 80.0		1.834e3	0.239	3.60							YES
18	77 Total PFHxS	399 > 80	0.000e0		0.239	3.75		0.000					
19	16 ADONA	376.8 > 250.9		3.065e3	0.239	3.70							YES
20	54 13C3-HFPO-DA-EIS	287.0 > 169	2.484e2		0.239	3.21	3.20	248.362	12.5	53.511	102.5		
21	57 13C4-PFHpA-EIS	367.2 > 321.8	3.065e3		0.239	3.61	3.60	3064.781	12.5	45.231	86.6		
22	58 13C3-PFHxS-EIS	401.8 > 79.9	1.834e3		0.239	3.76	3.75	1834.311	12.5	47.411	90.8		
23	58 13C3-PFHxS-EIS	401.8 > 79.9	1.834e3		0.239	3.76	3.75	1834.311	12.5	47.411	90.8		
24	58 13C3-PFHxS-EIS	401.8 > 79.9	1.834e3		0.239	3.76	3.75	1834.311	12.5	47.411	90.8		
25	57 13C4-PFHpA-EIS	367.2 > 321.8	3.065e3		0.239	3.61	3.60	3064.781	12.5	45.231	86.6		
26	-1												
27	19 6:2 FTS	427 > 407.0		9.086e2	0.239	4.07							YES
28	23 PFHpS	448.9 > 80.0		2.043e3	0.239	4.23							YES
29	20 L-PFOA	412.8 > 368.9	1.589e2	6.465e3	0.239	4.12	4.13	0.307				3.837	NO
30	21 Br-PFOA	412.8 > 368.9		6.465e3	0.239	3.96							YES
31	78 Total PFOA	412.8 > 368.9	1.589e2		0.239	4.11		0.000					
32	25 PFNA	463.0 > 418.8		6.413e3	0.239	4.57							YES
33	59 13C2-6:2 FTS-EIS	429.0 > 79.9	9.086e2		0.239	4.07	4.07	908.566	12.5	41.864	80.2		
34	63 13C8-PFOS-EIS	507.0 > 80	2.043e3		0.239	4.66	4.65	2042.897	12.5	44.706	85.6		
35	62 13C2-PFOA-EIS	414.9 > 369.7	6.465e3		0.239	4.13	4.12	6464.763	12.5	45.004	86.2		
36	62 13C2-PFOA-EIS	414.9 > 369.7	6.465e3		0.239	4.13	4.12	6464.763	12.5	45.004	86.2		

Dataset: Z:\Projects\PFAS.PRO\Results\210515M2\210515M2-46-56.qld

Last Altered: Thursday, May 20, 2021 17:07:06 Pacific Daylight Time
 Printed: Thursday, May 20, 2021 17:07:20 Pacific Daylight Time

Name: 210515M2_56, Date: 15-May-2021, Time: 23:25:22, ID: 2105025-06 0.23944, Description: NH-11

#	Name	Trace	Area	IS Area	wt/vol	Pred.RT	RT	Response	Std. Conc	Conc.	%Rec	Ion Ratio	Ratio Out?
37	62 13C2-PFOA-EIS	414.9 > 369.7	6.465e3		0.239	4.13	4.12	6464.763	12.5	45.004	86.2		
38	60 13C5-PFNA-EIS	468.2 > 422.9	6.413e3		0.239	4.58	4.57	6413.184	12.5	47.860	91.7		
39	-1												
40	27 L-PFOS	499 > 79.9	1.361e1	2.043e3	0.239	4.65	4.65	0.083		0.405		1.039	NO
41	28 Br-PFOS	499 > 79.9		2.043e3	0.239	4.46							YES
42	79 Total PFOS	499 > 79.9	1.361e1		0.239	4.69		0.083		0.405			
43	30 PFDA	513 > 468.8		6.626e3	0.239	4.95							YES
44	26 PFOSA	498.0 > 78.0	3.043e2	2.100e3	0.239	4.62	4.62	1.811		8.237		49.852	YES
45	29 9CI-PF3ONS	530.9>351		2.043e3	0.239	4.87							YES
46	63 13C8-PFOS-EIS	507.0 > 80	2.043e3		0.239	4.66	4.65	2042.897	12.5	44.706	85.6		
47	63 13C8-PFOS-EIS	507.0 > 80	2.043e3		0.239	4.66	4.65	2042.897	12.5	44.706	85.6		
48	63 13C8-PFOS-EIS	507.0 > 80	2.043e3		0.239	4.66	4.65	2042.897	12.5	44.706	85.6		
49	64 13C2-PFDA-EIS	515.1 > 469.9	6.626e3		0.239	4.96	4.95	6625.760	12.5	46.604	89.3		
50	61 13C8-PFOSA-EIS	506. > 78	2.100e3		0.239	4.63	4.62	2099.839	12.5	30.722	58.8		
51	63 13C8-PFOS-EIS	507.0 > 80	2.043e3		0.239	4.66	4.65	2042.897	12.5	44.706	85.6		
52	-1												
53	31 8:2 FTS	527 > 507.0		1.182e3	0.239	4.92							YES
54	32 PFNS	548.9 > 79.9		2.043e3	0.239	5.01							YES
55	37 PFUdA	563.0 > 518.9		9.666e3	0.239	5.28							YES
56	33 L-MeFOSAA	570 > 419		5.760e3	0.239	5.10							YES
57	34 Br-MeFOSAA	570. > 419		5.760e3	0.239	4.90							YES
58	80 Total N-MeFOSAA	570. > 419	0.000e0		0.239	5.11		0.000					
59	65 13C2-8:2 FTS-EIS	529 > 79.9	1.182e3		0.239	4.93	4.92	1182.044	12.5	42.975	82.3		
60	63 13C8-PFOS-EIS	507.0 > 80	2.043e3		0.239	4.66	4.65	2042.897	12.5	44.706	85.6		
61	67 13C2-PFUdA-EIS	565 > 519.8	9.666e3		0.239	5.29	5.28	9666.082	12.5	42.633	81.7		
62	66 d3-N-MeFOSAA-EIS	573 > 419	5.760e3		0.239	5.11	5.10	5760.373	12.5	43.321	83.0		
63	66 d3-N-MeFOSAA-EIS	573 > 419	5.760e3		0.239	5.11	5.10	5760.373	12.5	43.321	83.0		
64	66 d3-N-MeFOSAA-EIS	573 > 419	5.760e3		0.239	5.11	5.10	5760.373	12.5	43.321	83.0		
65	-1												
66	35 L-EtFOSAA	584 > 419		4.951e3	0.239	5.26							YES
67	36 Br-ETFOSAA	584 > 419		4.951e3	0.239	5.05							YES
68	81 Total N-EtFOSAA	584 > 419	0.000e0		0.239	5.27		0.000					
69	39 11CI-PF3OUdS	630.9 > 450.9		1.141e4	0.239	5.50							YES
70	38 PFDS	599.0 > 80.0		2.043e3	0.239	5.32							YES
71	41 PFDoA	612.9 > 569.0		1.141e4	0.239	5.57							YES
72	68 d5-N-EtFOSAA-EIS	589 > 419	4.951e3		0.239	5.27	5.26	4950.524	12.5	44.012	84.3		

Dataset: Z:\Projects\PFAS.PRO\Results\210515M2\210515M2-46-56.qld

Last Altered: Thursday, May 20, 2021 17:07:06 Pacific Daylight Time
 Printed: Thursday, May 20, 2021 17:07:20 Pacific Daylight Time

Name: 210515M2_56, Date: 15-May-2021, Time: 23:25:22, ID: 2105025-06 0.23944, Description: NH-11

	# Name	Trace	Area	IS Area	wt/vol	Pred.RT	RT	Response	Std. Conc	Conc.	%Rec	Ion Ratio	Ratio Out?
73	68 d5-N-EtFOSAA-EIS	589 > 419	4.951e3		0.239	5.27	5.26	4950.524	12.5	44.012	84.3		
74	68 d5-N-EtFOSAA-EIS	589 > 419	4.951e3		0.239	5.27	5.26	4950.524	12.5	44.012	84.3		
75	69 13C2-PFDoA-EIS	615 > 570	1.141e4		0.239	5.58	5.57	11407.116	12.5	43.652	83.6		
76	63 13C8-PFOS-EIS	507.0 > 80	2.043e3		0.239	4.66	4.65	2042.897	12.5	44.706	85.6		
77	69 13C2-PFDoA-EIS	615 > 570	1.141e4		0.239	5.58	5.57	11407.116	12.5	43.652	83.6		
78	-1												
79	42 N-MeFOSA	511.9 > 169		2.781e3	0.239	5.64							YES
80	43 PFTrDA	662.9 > 618.9		1.141e4	0.239	5.83							YES
81	44 PFDoS	698.9 > 80		7.225e3	0.239	5.86							YES
82	45 PFTeDA	713.0 > 669.0		7.225e3	0.239	6.05							YES
83	46 N-EtFOSA	526 > 169		3.885e3	0.239	6.06							YES
84	49 N-MeFOSE	616 > 59		4.226e3	0.239	6.25							
85	71 d3-N-MeFOSA-EIS	515.2 > 168.9	2.781e3		0.239	5.66	5.66	2781.192	149.2	156.084	25.0		
86	69 13C2-PFDoA-EIS	615 > 570	1.141e4		0.239	5.58	5.57	11407.116	12.5	43.652	83.6		
87	72 13C2-PFTeDA-EIS	715.1 > 669.7	7.225e3		0.239	6.06	6.05	7225.405	12.5	42.624	81.6		
88	72 13C2-PFTeDA-EIS	715.1 > 669.7	7.225e3		0.239	6.06	6.05	7225.405	12.5	42.624	81.6		
89	73 d5-N-ETFOSA-EIS	531.1 > 168.9	3.885e3		0.239	6.09	6.08	3884.767	149.2	166.356	26.7		
90	75 d7-N-MeFOSE-EIS	623.1 > 58.9	4.226e3		0.239	6.26	6.25	4226.429	149.2	365.268	58.6		
91	-1												
92	50 N-EtFOSE	630.1 > 58.9		4.882e3	0.239	6.41							
93	82 TDCA	498.3>106.9			0.239	4.91							YES
94	82 TDCA	498.3>106.9			0.239	4.91							YES
95	82 TDCA	498.3>106.9			0.239	4.91							YES
96	82 TDCA	498.3>106.9			0.239	4.91							YES
97	63 13C8-PFOS-EIS	507.0 > 80	2.043e3		0.239	4.66	4.65	2042.897	12.5	44.706	85.6		
98	76 d9-N-EtFOSE-EIS	639.2 > 58.8	4.882e3		0.239	6.41	6.41	4881.771	149.2	366.330	58.8		
99	63 13C8-PFOS-EIS	507.0 > 80	2.043e3		0.239	4.66	4.65	2042.897	12.5	44.706	85.6		
100	63 13C8-PFOS-EIS	507.0 > 80	2.043e3		0.239	4.66	4.65	2042.897	12.5	44.706	85.6		
101	63 13C8-PFOS-EIS	507.0 > 80	2.043e3		0.239	4.66	4.65	2042.897	12.5	44.706	85.6		
102	63 13C8-PFOS-EIS	507.0 > 80	2.043e3		0.239	4.66	4.65	2042.897	12.5	44.706	85.6		

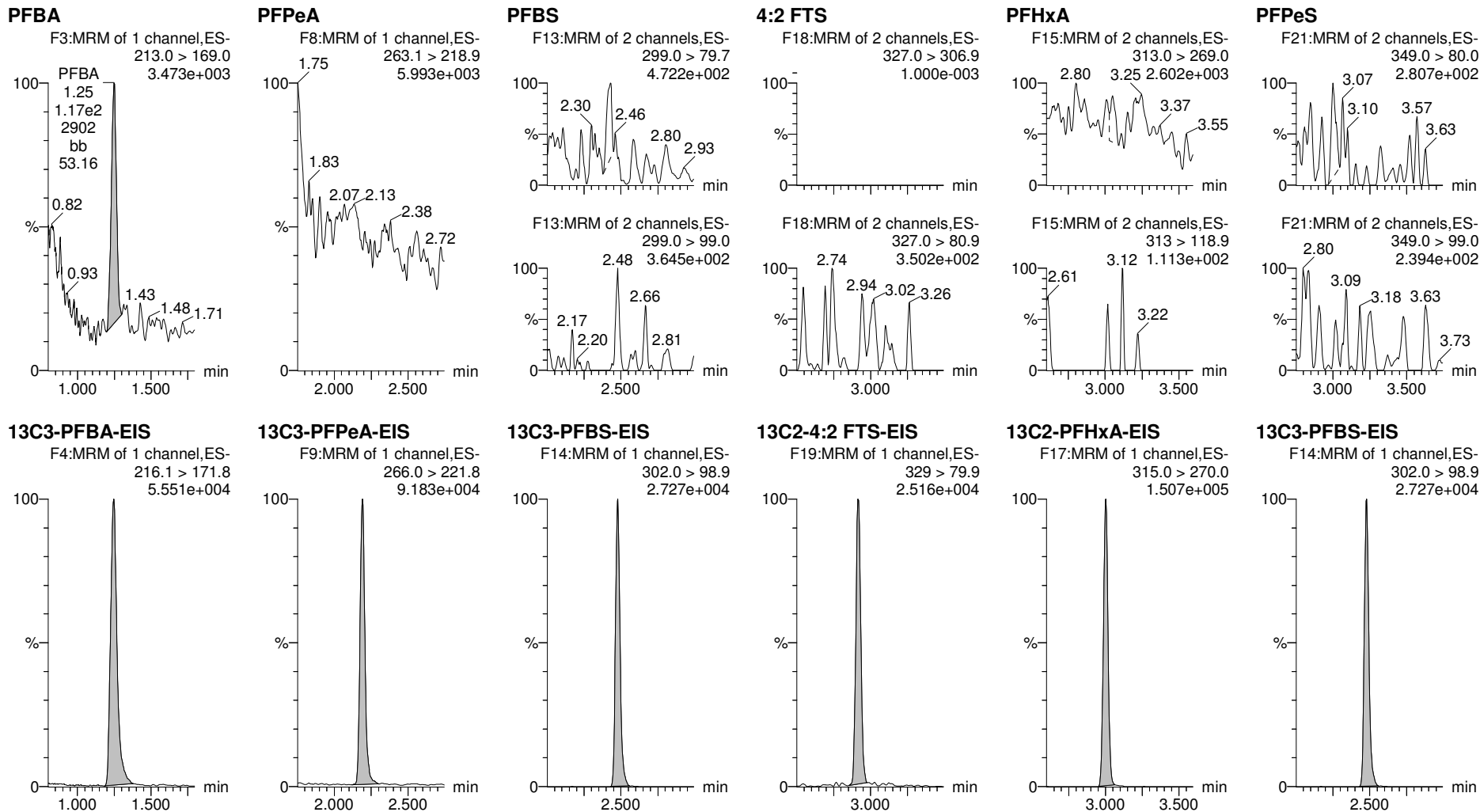
Dataset: Z:\Projects\PFAS.PRO\Results\210515M2\210515M2-46-56.qld

Last Altered: Thursday, May 20, 2021 17:07:06 Pacific Daylight Time

Printed: Thursday, May 20, 2021 17:07:20 Pacific Daylight Time

Method: Z:\Projects\PFAS.PRO\MethDB\PFAS_FULL_80C_051521.mdb 17 May 2021 08:41:05
Calibration: Z:\Projects\PFAS.PRO\CurveDB\C18_VAL-PFAS_Q4_05-15-21.cdb 17 May 2021 09:24:52

Name: 210515M2_56, Date: 15-May-2021, Time: 23:25:22, ID: 2105025-06 0.23944, Description: NH-11

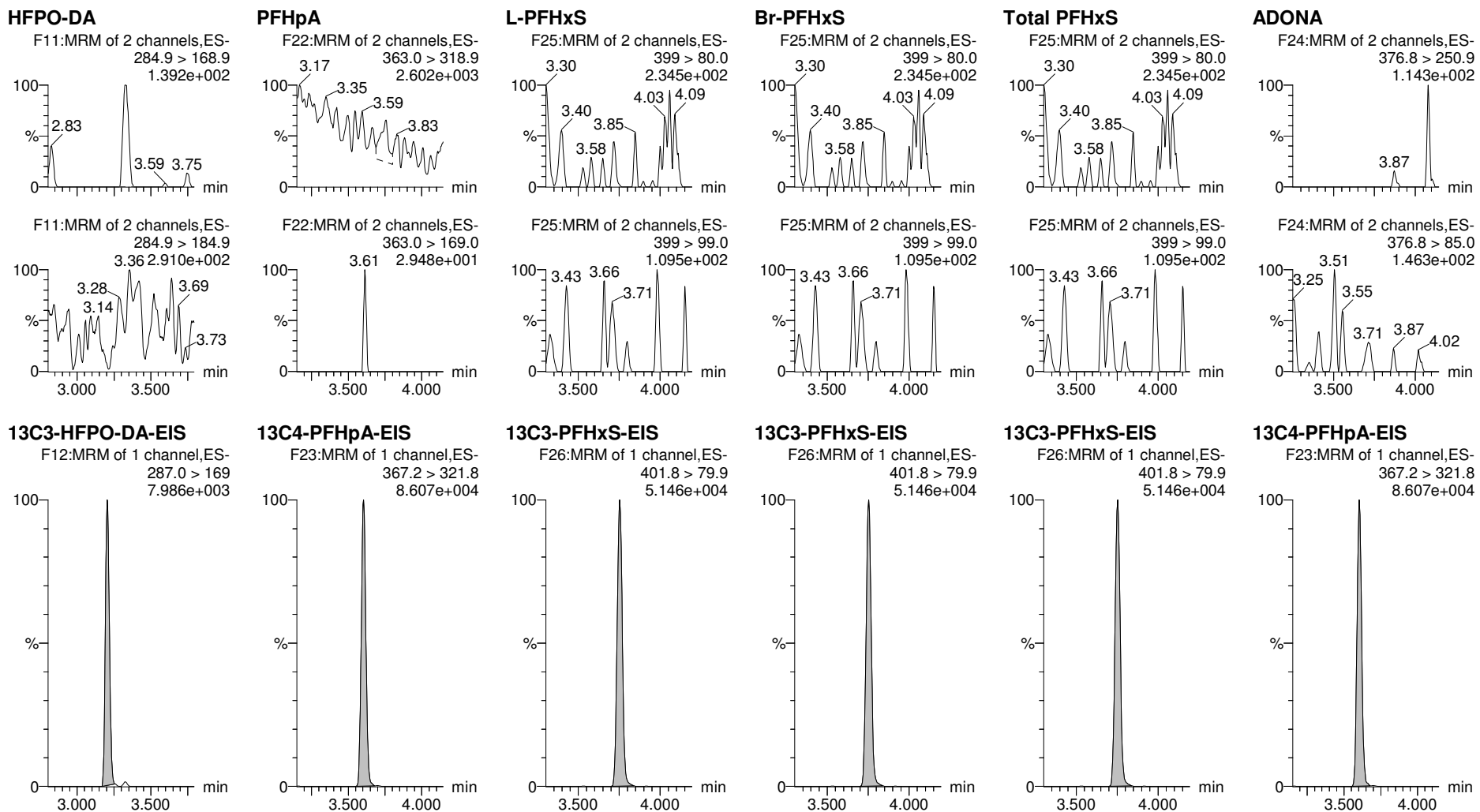


Dataset: Z:\Projects\PFAS.PRO\Results\210515M2\210515M2-46-56.qld

Last Altered: Thursday, May 20, 2021 17:07:06 Pacific Daylight Time

Printed: Thursday, May 20, 2021 17:07:20 Pacific Daylight Time

Name: 210515M2_56, Date: 15-May-2021, Time: 23:25:22, ID: 2105025-06 0.23944, Description: NH-11

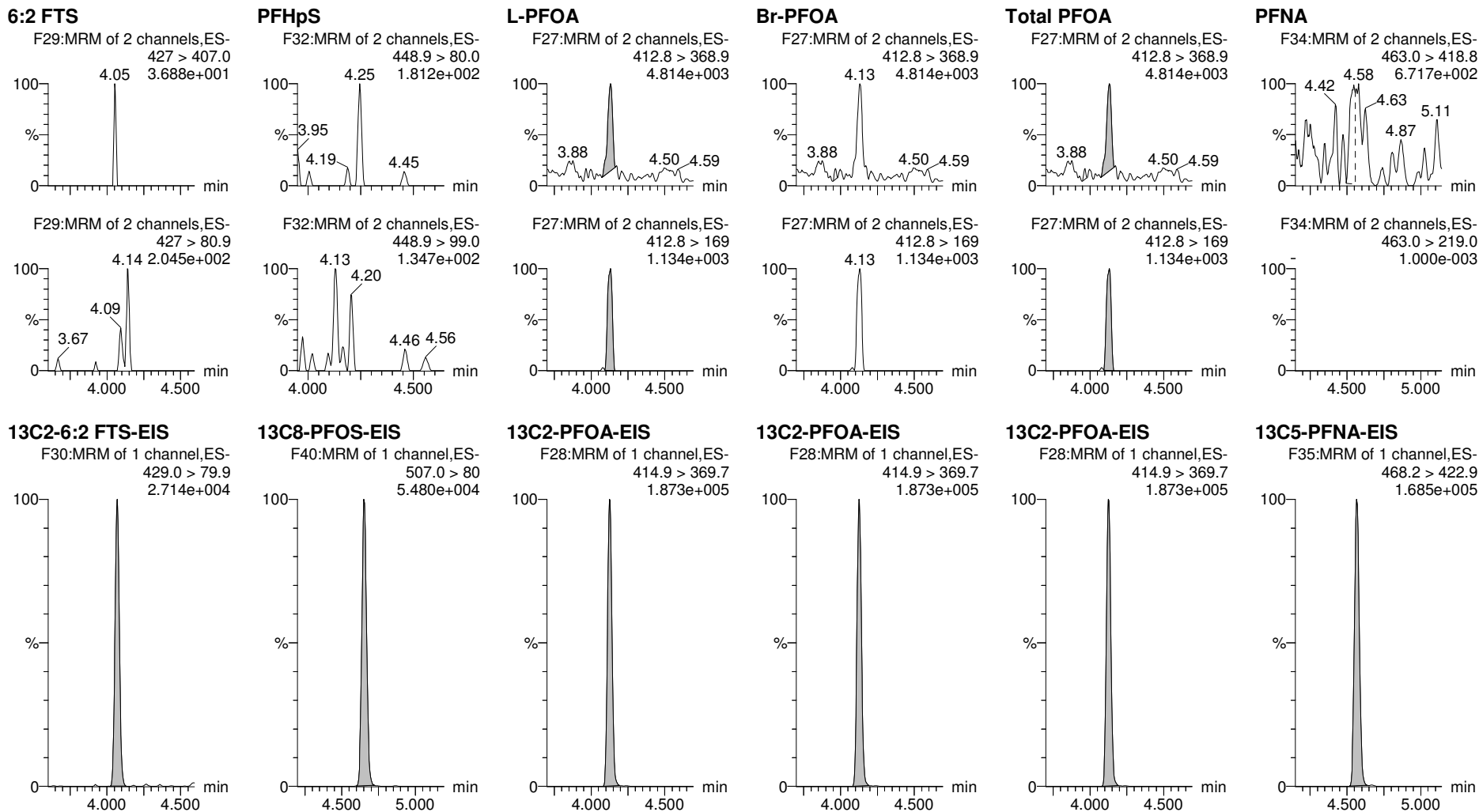


Dataset: Z:\Projects\PFAS.PRO\Results\210515M2\210515M2-46-56.qld

Last Altered: Thursday, May 20, 2021 17:07:06 Pacific Daylight Time

Printed: Thursday, May 20, 2021 17:07:20 Pacific Daylight Time

Name: 210515M2_56, Date: 15-May-2021, Time: 23:25:22, ID: 2105025-06 0.23944, Description: NH-11



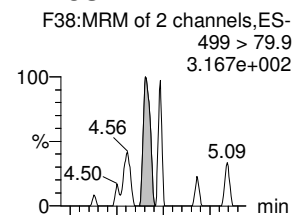
Dataset: Z:\Projects\PFAS.PRO\Results\210515M2\210515M2-46-56.qld

Last Altered: Thursday, May 20, 2021 17:07:06 Pacific Daylight Time

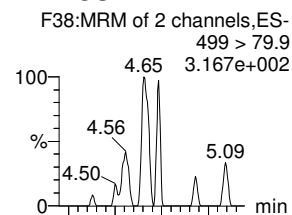
Printed: Thursday, May 20, 2021 17:07:20 Pacific Daylight Time

Name: 210515M2_56, Date: 15-May-2021, Time: 23:25:22, ID: 2105025-06 0.23944, Description: NH-11

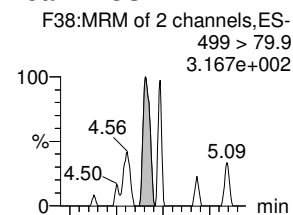
L-PFOS



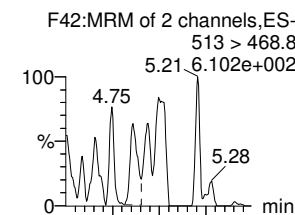
Br-PFOS



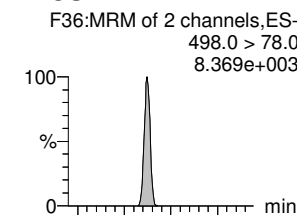
Total PFOS



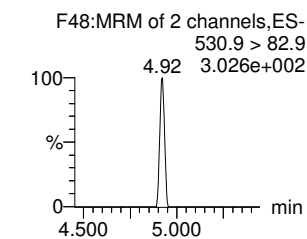
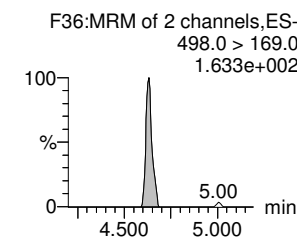
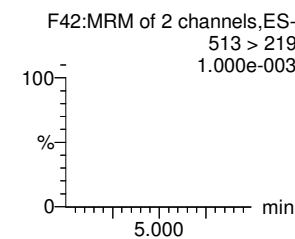
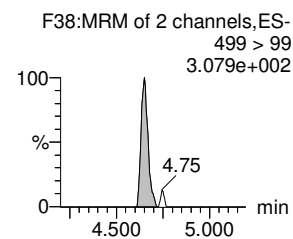
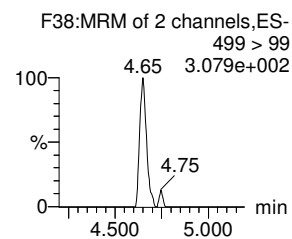
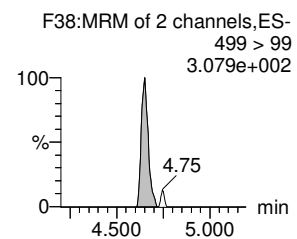
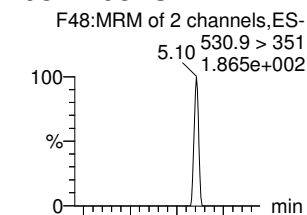
PFDA



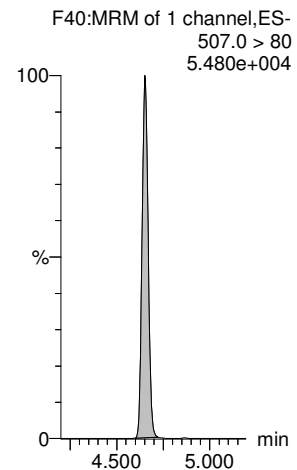
PFOSA



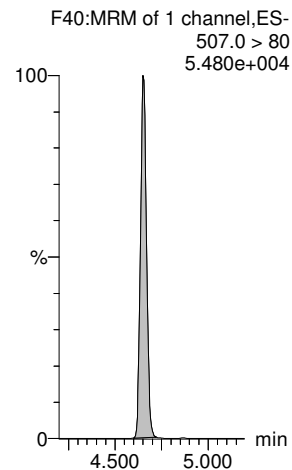
9CI-PF3ONS



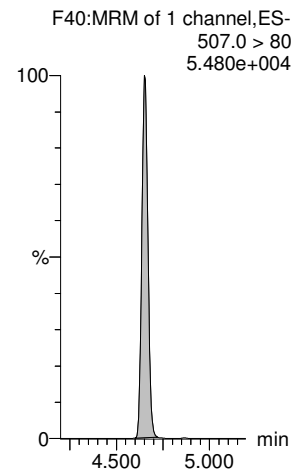
13C8-PFOS-EIS



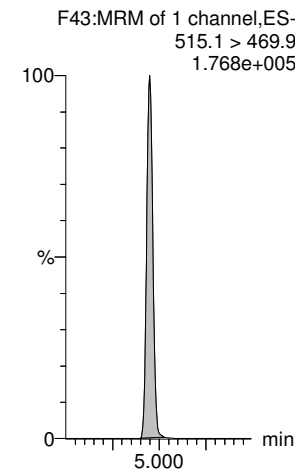
13C8-PFOS-EIS



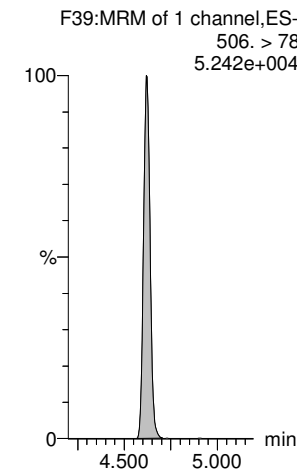
13C8-PFOS-EIS



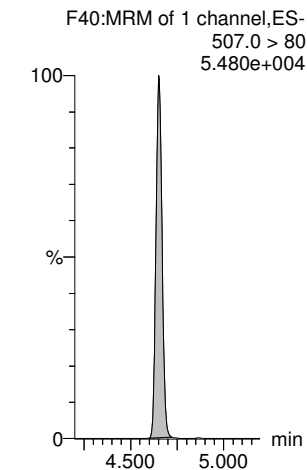
13C2-PFDA-EIS



13C8-PFOSA-EIS



13C8-PFOS-EIS

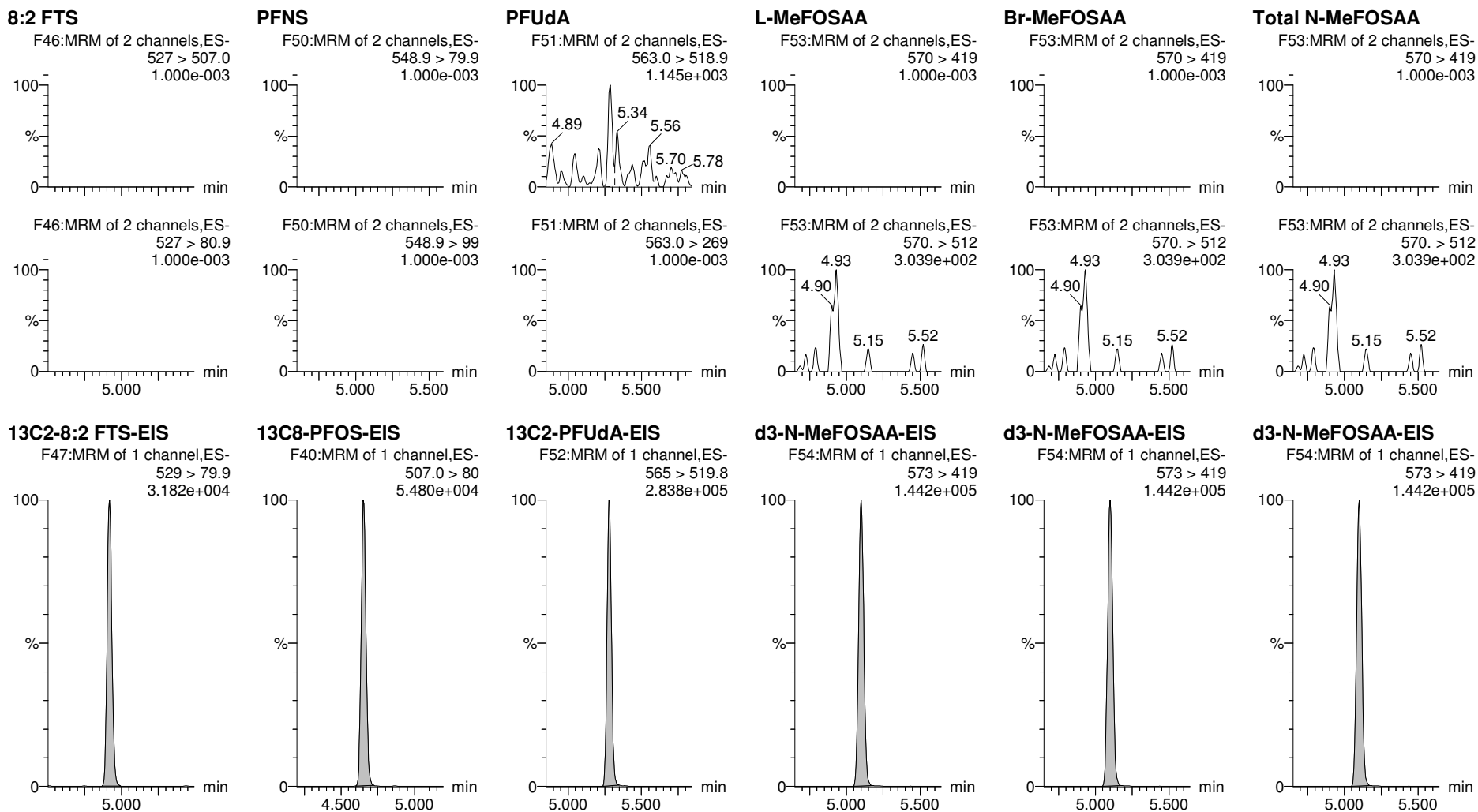


Dataset: Z:\Projects\PFAS.PRO\Results\210515M2\210515M2-46-56.qld

Last Altered: Thursday, May 20, 2021 17:07:06 Pacific Daylight Time

Printed: Thursday, May 20, 2021 17:07:20 Pacific Daylight Time

Name: 210515M2_56, Date: 15-May-2021, Time: 23:25:22, ID: 2105025-06 0.23944, Description: NH-11



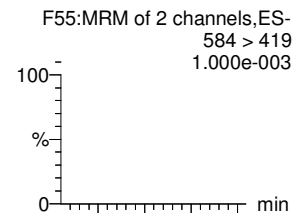
Dataset: Z:\Projects\PFAS.PRO\Results\210515M2\210515M2-46-56.qld

Last Altered: Thursday, May 20, 2021 17:07:06 Pacific Daylight Time

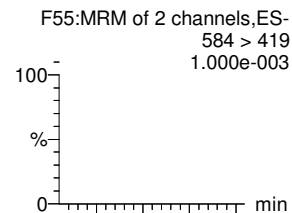
Printed: Thursday, May 20, 2021 17:07:20 Pacific Daylight Time

Name: 210515M2_56, Date: 15-May-2021, Time: 23:25:22, ID: 2105025-06 0.23944, Description: NH-11

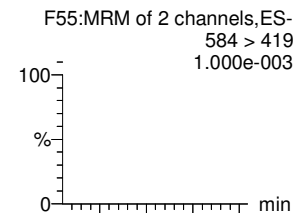
L-EtFOSAA



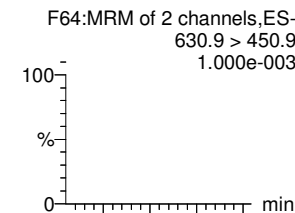
Br-ETFOSAA



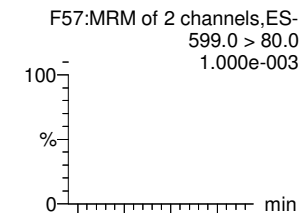
Total N-EtFOSAA



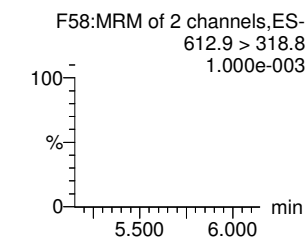
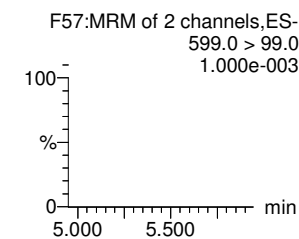
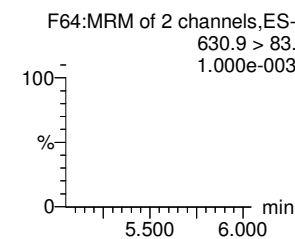
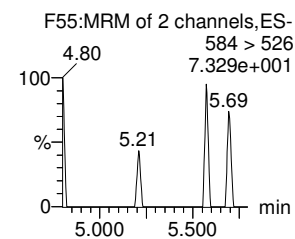
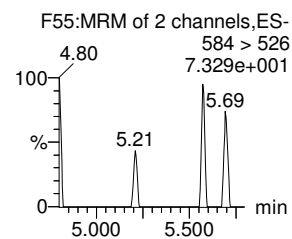
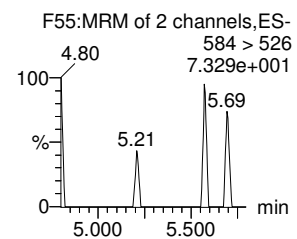
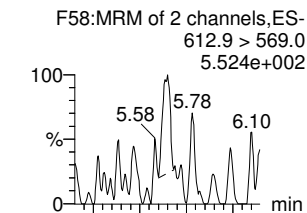
11Cl-PF3OUdS



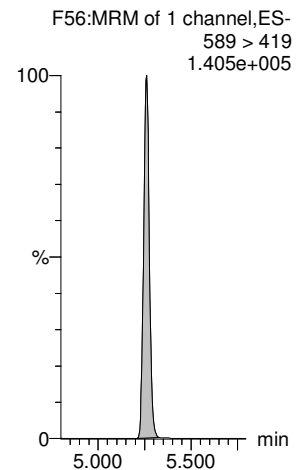
PFDS



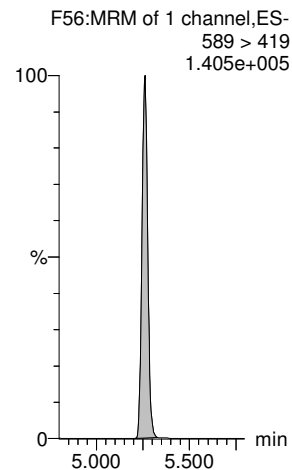
PFDoA



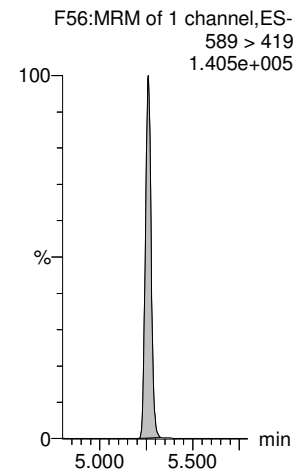
d5-N-EtFOSAA-EIS



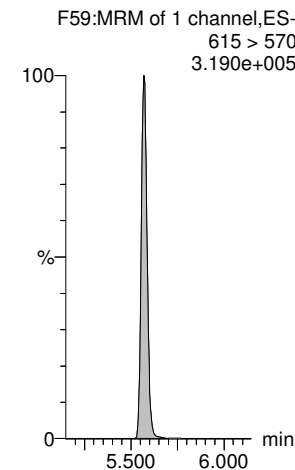
d5-N-EtFOSAA-EIS



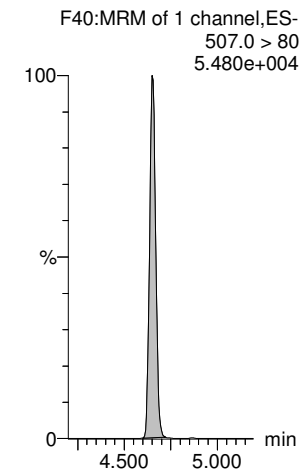
d5-N-EtFOSAA-EIS



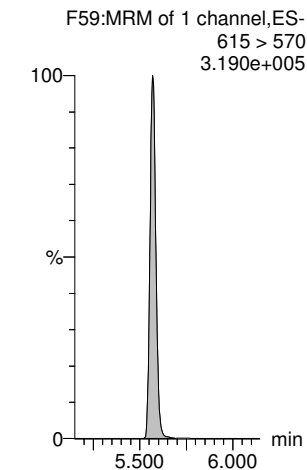
13C2-PFDoA-EIS



13C8-PFOS-EIS



13C2-PFDoA-EIS



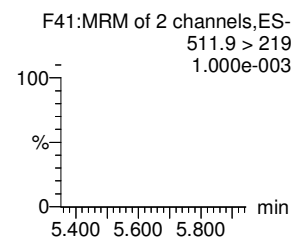
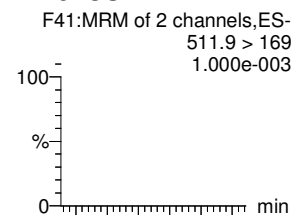
Dataset: Z:\Projects\PFAS.PRO\Results\210515M2\210515M2-46-56.qld

Last Altered: Thursday, May 20, 2021 17:07:06 Pacific Daylight Time

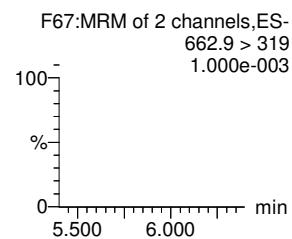
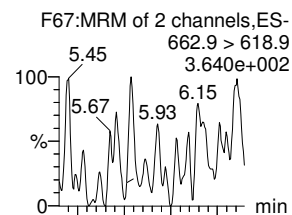
Printed: Thursday, May 20, 2021 17:07:20 Pacific Daylight Time

Name: 210515M2_56, Date: 15-May-2021, Time: 23:25:22, ID: 2105025-06 0.23944, Description: NH-11

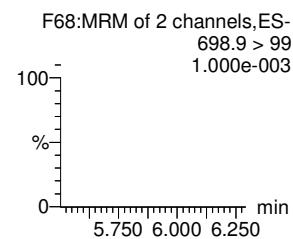
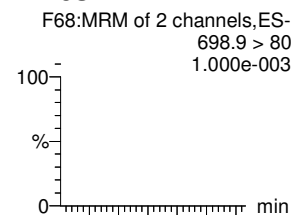
N-MeFOSA



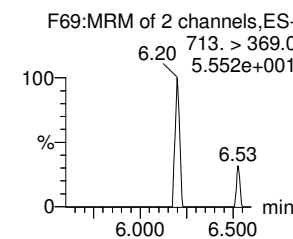
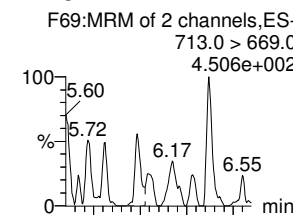
PFTrDA



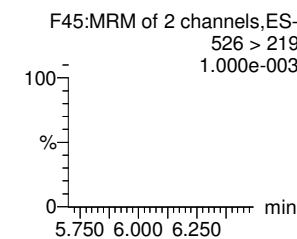
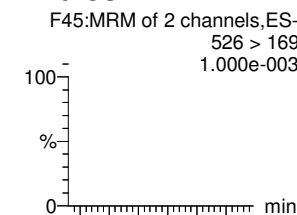
PFDoS



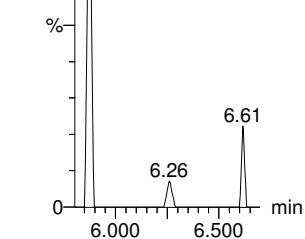
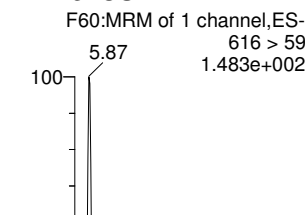
PFTeDA



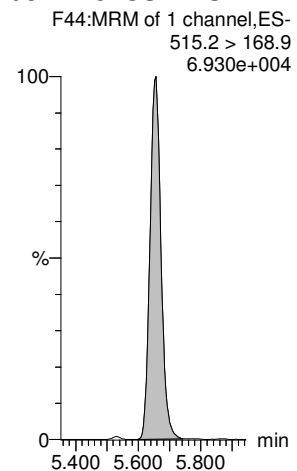
N-EtFOSA



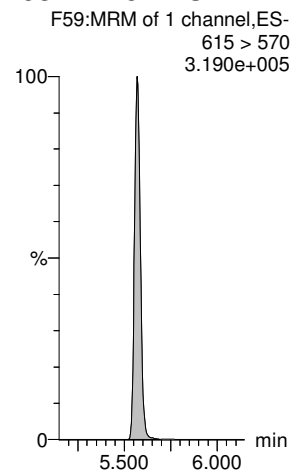
N-MeFOSE



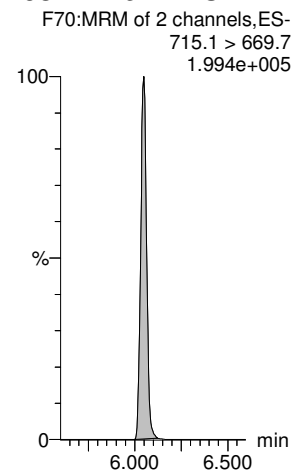
d3-N-MeFOSA-EIS



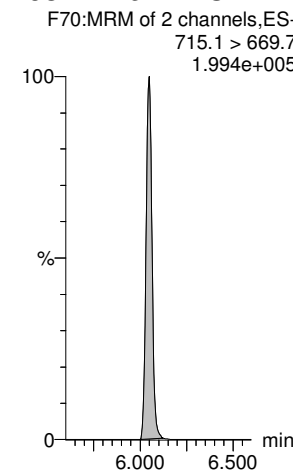
13C2-PFDoS-EIS



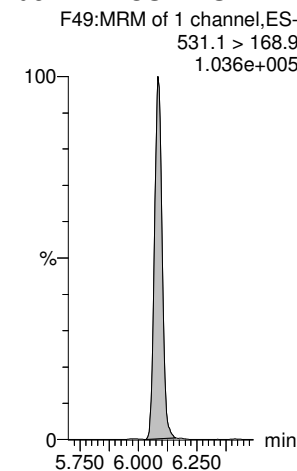
13C2-PFTeDA-EIS



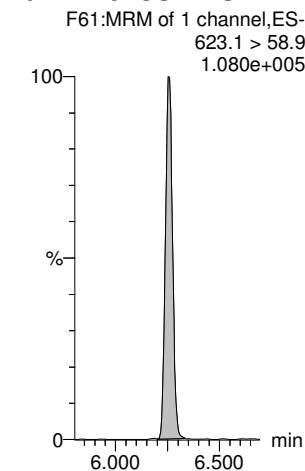
13C2-PFTeDA-EIS



d5-N-ETFOSE-EIS



d7-N-MeFOSE-EIS



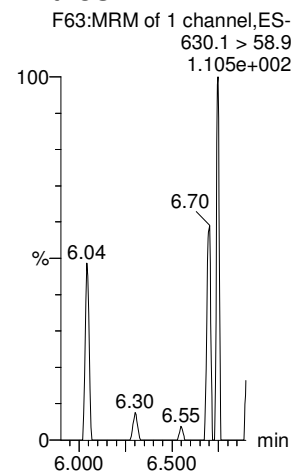
Dataset: Z:\Projects\PFAS.PRO\Results\210515M2\210515M2-46-56.qld

Last Altered: Thursday, May 20, 2021 17:07:06 Pacific Daylight Time

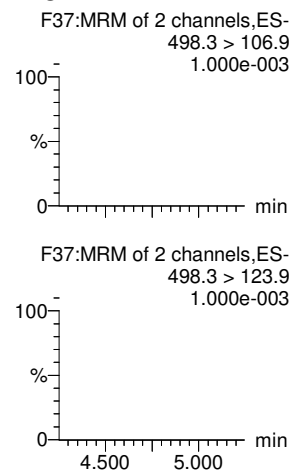
Printed: Thursday, May 20, 2021 17:07:20 Pacific Daylight Time

Name: 210515M2_56, Date: 15-May-2021, Time: 23:25:22, ID: 2105025-06 0.23944, Description: NH-11

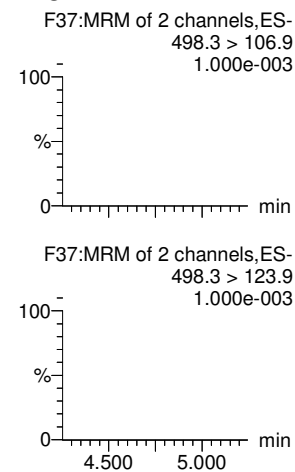
N-EtFOSE




TDCA




TDCA



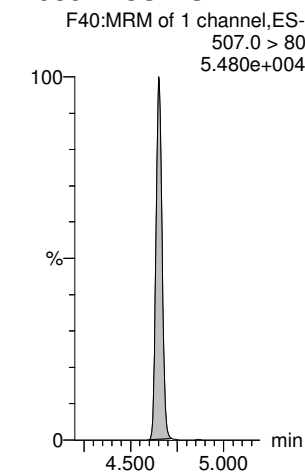
TDCA



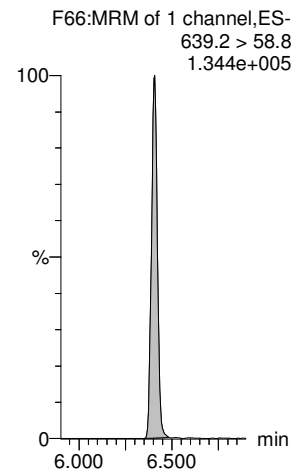
TDCA



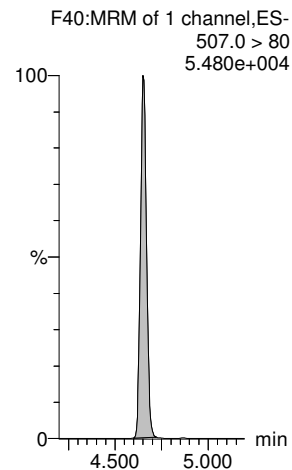
13C8-PFOS-EIS



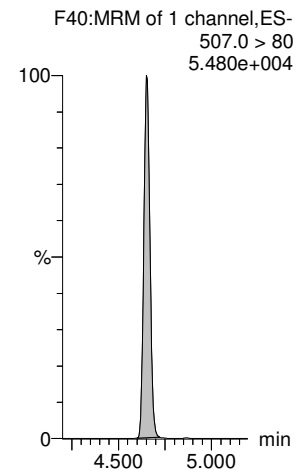
d9-N-EtFOSE-EIS



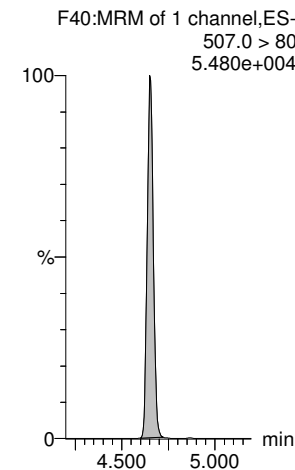
13C8-PFOS-EIS



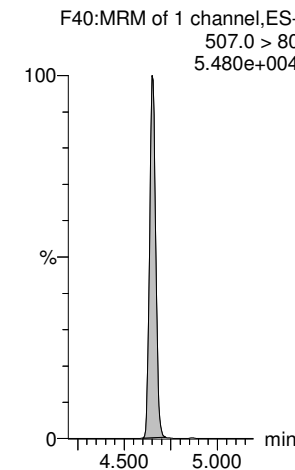
13C8-PFOS-EIS



13C8-PFOS-EIS



13C8-PFOS-EIS



Dataset: Untitled

Last Altered: Thursday, May 20, 2021 17:13:07 Pacific Daylight Time

Printed: Thursday, May 20, 2021 17:13:21 Pacific Daylight Time

Name: 210515M2_60, Date: 16-May-2021, Time: 00:06:58, ID: 2105025-07 0.2416, Description: NH-15

#	Name	Trace	Area	IS Area	wt/vol	Pred.RT	RT	Response	Std. Conc	Conc.	%Rec	Ion Ratio	Ratio Out?
1	1 PFBA	213.0 > 169.0		2.579e2	0.242	1.24							
2	5 PFPeA	263.1 > 218.9		2.128e3	0.242	2.13							
3	7 PFBS	299.0 > 79.7		7.273e2	0.242	2.38							YES
4	10 4:2 FTS	327.0 > 306.9		7.900e2	0.242	2.90							YES
5	11 PFHxA	313.0 > 269.0	5.381e2	4.330e3	0.242	2.99	2.98	1.554		5.385		12.335	NO
6	12 PFPeS	349.0 > 80.0		7.273e2	0.242	3.06							YES
7	51 13C3-PFBA-EIS	216.1 > 171.8	2.579e2		0.242	1.27	1.24	257.900	12.5	4.520	8.7		
8	52 13C3-PFPeA-EIS	266.0 > 221.8	2.128e3		0.242	2.19	2.13	2128.294	12.5	29.148	56.3		
9	53 13C3-PFBS-EIS	302.0 > 98.9	7.273e2		0.242	2.48	2.38	727.300	12.5	34.907	67.5		
10	55 13C2-4:2 FTS-EIS	329 > 79.9	7.900e2		0.242	2.92	2.90	789.960	12.5	41.150	79.5		
11	56 13C2-PFHxA-EIS	315.0 > 270.0	4.330e3		0.242	3.01	2.99	4329.621	12.5	37.233	72.0		
12	53 13C3-PFBS-EIS	302.0 > 98.9	7.273e2		0.242	2.48	2.38	727.300	12.5	34.907	67.5		
13	-1												
14	13 HFPO-DA	284.9 > 168.9		1.626e2	0.242	3.20							YES
15	15 PFHpA	363.0 > 318.9		2.841e3	0.242	3.60							YES
16	17 L-PFHxS	399 > 80.0		1.655e3	0.242	3.75							YES
17	18 Br-PFHxS	399 > 80.0		1.655e3	0.242	3.60							YES
18	77 Total PFHxS	399 > 80	0.000e0		0.242	3.75		0.000					
19	16 ADONA	376.8 > 250.9		2.841e3	0.242	3.69							YES
20	54 13C3-HFPO-DA-EIS	287.0 > 169	1.626e2		0.242	3.21	3.20	162.550	12.5	34.709	67.1		
21	57 13C4-PFHpA-EIS	367.2 > 321.8	2.841e3		0.242	3.61	3.60	2840.543	12.5	41.547	80.3		
22	58 13C3-PFHxS-EIS	401.8 > 79.9	1.655e3		0.242	3.76	3.75	1655.178	12.5	42.398	81.9		
23	58 13C3-PFHxS-EIS	401.8 > 79.9	1.655e3		0.242	3.76	3.75	1655.178	12.5	42.398	81.9		
24	58 13C3-PFHxS-EIS	401.8 > 79.9	1.655e3		0.242	3.76	3.75	1655.178	12.5	42.398	81.9		
25	57 13C4-PFHpA-EIS	367.2 > 321.8	2.841e3		0.242	3.61	3.60	2840.543	12.5	41.547	80.3		
26	-1												
27	19 6:2 FTS	427 > 407.0		8.637e2	0.242	4.07							YES
28	23 PFHpS	448.9 > 80.0		1.797e3	0.242	4.23							YES
29	20 L-PFOA	412.8 > 368.9	1.827e3	6.200e3	0.242	4.12	4.12	3.683		10.136		3.276	NO
30	21 Br-PFOA	412.8 > 368.9	3.073e2	6.200e3	0.242	3.96	4.00	0.620		0.860		2.512	NO
31	78 Total PFOA	412.8 > 368.9	2.134e3		0.242	4.11		4.302		10.995			
32	25 PFNA	463.0 > 418.8		5.507e3	0.242	4.57							YES
33	59 13C2-6:2 FTS-EIS	429.0 > 79.9	8.637e2		0.242	4.07	4.07	863.675	12.5	39.440	76.2		
34	63 13C8-PFOS-EIS	507.0 > 80	1.797e3		0.242	4.66	4.65	1797.220	12.5	38.978	75.3		
35	62 13C2-PFOA-EIS	414.9 > 369.7	6.200e3		0.242	4.13	4.12	6199.609	12.5	42.772	82.7		
36	62 13C2-PFOA-EIS	414.9 > 369.7	6.200e3		0.242	4.13	4.12	6199.609	12.5	42.772	82.7		

Dataset: Untitled

Last Altered: Thursday, May 20, 2021 17:13:07 Pacific Daylight Time
 Printed: Thursday, May 20, 2021 17:13:21 Pacific Daylight Time

Name: 210515M2_60, Date: 16-May-2021, Time: 00:06:58, ID: 2105025-07 0.2416, Description: NH-15

#	Name	Trace	Area	IS Area	wt/vol	Pred.RT	RT	Response	Std. Conc	Conc.	%Rec	Ion Ratio	Ratio Out?
37	62 13C2-PFOA-EIS	414.9 > 369.7	6.200e3		0.242	4.13	4.12	6199.609	12.5	42.772	82.7		
38	60 13C5-PFNA-EIS	468.2 > 422.9	5.507e3		0.242	4.58	4.57	5506.703	12.5	40.728	78.7		
39	-1												
40	27 L-PFOS	499 > 79.9	2.995e1	1.797e3	0.242	4.65	4.65	0.208		0.932		0.995	NO
41	28 Br-PFOS	499 > 79.9	7.295e1	1.797e3	0.242	4.46	4.51	0.507		2.199		4.522	NO
42	79 Total PFOS	499 > 79.9	1.029e2		0.242	4.69		0.716		3.130			
43	30 PFDA	513 > 468.8		5.994e3	0.242	4.95							YES
44	26 PFOSA	498.0 > 78.0	3.906e2	1.647e3	0.242	4.62	4.62	2.964		13.539		26.782	NO
45	29 9CI-PF3ONS	530.9>351		1.797e3	0.242	4.87							YES
46	63 13C8-PFOS-EIS	507.0 > 80	1.797e3		0.242	4.66	4.65	1797.220	12.5	38.978	75.3		
47	63 13C8-PFOS-EIS	507.0 > 80	1.797e3		0.242	4.66	4.65	1797.220	12.5	38.978	75.3		
48	63 13C8-PFOS-EIS	507.0 > 80	1.797e3		0.242	4.66	4.65	1797.220	12.5	38.978	75.3		
49	64 13C2-PFDA-EIS	515.1 > 469.9	5.994e3		0.242	4.96	4.95	5994.437	12.5	41.787	80.8		
50	61 13C8-PFOSA-EIS	506. > 78	1.647e3		0.242	4.63	4.62	1647.365	12.5	23.886	46.2		
51	63 13C8-PFOS-EIS	507.0 > 80	1.797e3		0.242	4.66	4.65	1797.220	12.5	38.978	75.3		
52	-1												
53	31 8:2 FTS	527 > 507.0		1.032e3	0.242	4.92							YES
54	32 PFNS	548.9 > 79.9		1.797e3	0.242	5.01							YES
55	37 PFUdA	563.0 > 518.9		8.789e3	0.242	5.28							YES
56	33 L-MeFOSAA	570 > 419		5.232e3	0.242	5.10							YES
57	34 Br-MeFOSAA	570. > 419		5.232e3	0.242	4.90							YES
58	80 Total N-MeFOSAA	570. > 419	0.000e0		0.242	5.11		0.000					
59	65 13C2-8:2 FTS-EIS	529 > 79.9	1.032e3		0.242	4.93	4.92	1032.018	12.5	37.185	71.9		
60	63 13C8-PFOS-EIS	507.0 > 80	1.797e3		0.242	4.66	4.65	1797.220	12.5	38.978	75.3		
61	67 13C2-PFUdA-EIS	565 > 519.8	8.789e3		0.242	5.29	5.28	8789.133	12.5	38.418	74.3		
62	66 d3-N-MeFOSAA-EIS	573 > 419	5.232e3		0.242	5.11	5.10	5232.153	12.5	38.997	75.4		
63	66 d3-N-MeFOSAA-EIS	573 > 419	5.232e3		0.242	5.11	5.10	5232.153	12.5	38.997	75.4		
64	66 d3-N-MeFOSAA-EIS	573 > 419	5.232e3		0.242	5.11	5.10	5232.153	12.5	38.997	75.4		
65	-1												
66	35 L-EtFOSAA	584 > 419		4.352e3	0.242	5.26							YES
67	36 Br-ETFOSAA	584 > 419		4.352e3	0.242	5.05							YES
68	81 Total N-EtFOSAA	584 > 419	0.000e0		0.242	5.27		0.000					
69	39 11CI-PF3OUdS	630.9 > 450.9		1.028e4	0.242	5.50							YES
70	38 PFDS	599.0 > 80.0		1.797e3	0.242	5.32							YES
71	41 PFDoA	612.9 > 569.0		1.028e4	0.242	5.57							YES
72	68 d5-N-EtFOSAA-EIS	589 > 419	4.352e3		0.242	5.27	5.26	4352.383	12.5	38.348	74.1		

Dataset: Untitled

Last Altered: Thursday, May 20, 2021 17:13:07 Pacific Daylight Time
 Printed: Thursday, May 20, 2021 17:13:21 Pacific Daylight Time

Name: 210515M2_60, Date: 16-May-2021, Time: 00:06:58, ID: 2105025-07 0.2416, Description: NH-15

	# Name	Trace	Area	IS Area	wt/vol	Pred.RT	RT	Response	Std. Conc	Conc.	%Rec	Ion Ratio	Ratio Out?
73	68 d5-N-EtFOSAA-EIS	589 > 419	4.352e3		0.242	5.27	5.26	4352.383	12.5	38.348	74.1		
74	68 d5-N-EtFOSAA-EIS	589 > 419	4.352e3		0.242	5.27	5.26	4352.383	12.5	38.348	74.1		
75	69 13C2-PFDoA-EIS	615 > 570	1.028e4		0.242	5.58	5.57	10284.482	12.5	39.005	75.4		
76	63 13C8-PFOS-EIS	507.0 > 80	1.797e3		0.242	4.66	4.65	1797.220	12.5	38.978	75.3		
77	69 13C2-PFDoA-EIS	615 > 570	1.028e4		0.242	5.58	5.57	10284.482	12.5	39.005	75.4		
78	-1												
79	42 N-MeFOSA	511.9 > 169		1.355e3	0.242	5.64							YES
80	43 PFTrDA	662.9 > 618.9		1.028e4	0.242	5.83							YES
81	44 PFDoS	698.9 > 80		6.695e3	0.242	5.86							YES
82	45 PFTeDA	713.0 > 669.0		6.695e3	0.242	6.05							YES
83	46 N-EtFOSA	526 > 169		1.822e3	0.242	6.06							YES
84	49 N-MeFOSE	616 > 59		3.794e3	0.242	6.26							
85	71 d3-N-MeFOSA-EIS	515.2 > 168.9	1.355e3		0.242	5.66	5.66	1354.943	149.2	75.361	12.2		
86	69 13C2-PFDoA-EIS	615 > 570	1.028e4		0.242	5.58	5.57	10284.482	12.5	39.005	75.4		
87	72 13C2-PFTeDA-EIS	715.1 > 669.7	6.695e3		0.242	6.06	6.05	6695.075	12.5	39.143	75.7		
88	72 13C2-PFTeDA-EIS	715.1 > 669.7	6.695e3		0.242	6.06	6.05	6695.075	12.5	39.143	75.7		
89	73 d5-N-ETFOSA-EIS	531.1 > 168.9	1.822e3		0.242	6.09	6.08	1822.024	149.2	77.326	12.5		
90	75 d7-N-MeFOSE-EIS	623.1 > 58.9	3.794e3		0.242	6.26	6.26	3793.729	149.2	324.941	52.6		
91	-1												
92	50 N-EtFOSE	630.1 > 58.9		4.351e3	0.242	6.41							
93	82 TDCA	498.3>106.9			0.242	4.91							YES
94	82 TDCA	498.3>106.9			0.242	4.91							YES
95	82 TDCA	498.3>106.9			0.242	4.91							YES
96	82 TDCA	498.3>106.9			0.242	4.91							YES
97	63 13C8-PFOS-EIS	507.0 > 80	1.797e3		0.242	4.66	4.65	1797.220	12.5	38.978	75.3		
98	76 d9-N-EtFOSE-EIS	639.2 > 58.8	4.351e3		0.242	6.41	6.41	4350.865	149.2	323.572	52.4		
99	63 13C8-PFOS-EIS	507.0 > 80	1.797e3		0.242	4.66	4.65	1797.220	12.5	38.978	75.3		
100	63 13C8-PFOS-EIS	507.0 > 80	1.797e3		0.242	4.66	4.65	1797.220	12.5	38.978	75.3		
101	63 13C8-PFOS-EIS	507.0 > 80	1.797e3		0.242	4.66	4.65	1797.220	12.5	38.978	75.3		
102	63 13C8-PFOS-EIS	507.0 > 80	1.797e3		0.242	4.66	4.65	1797.220	12.5	38.978	75.3		

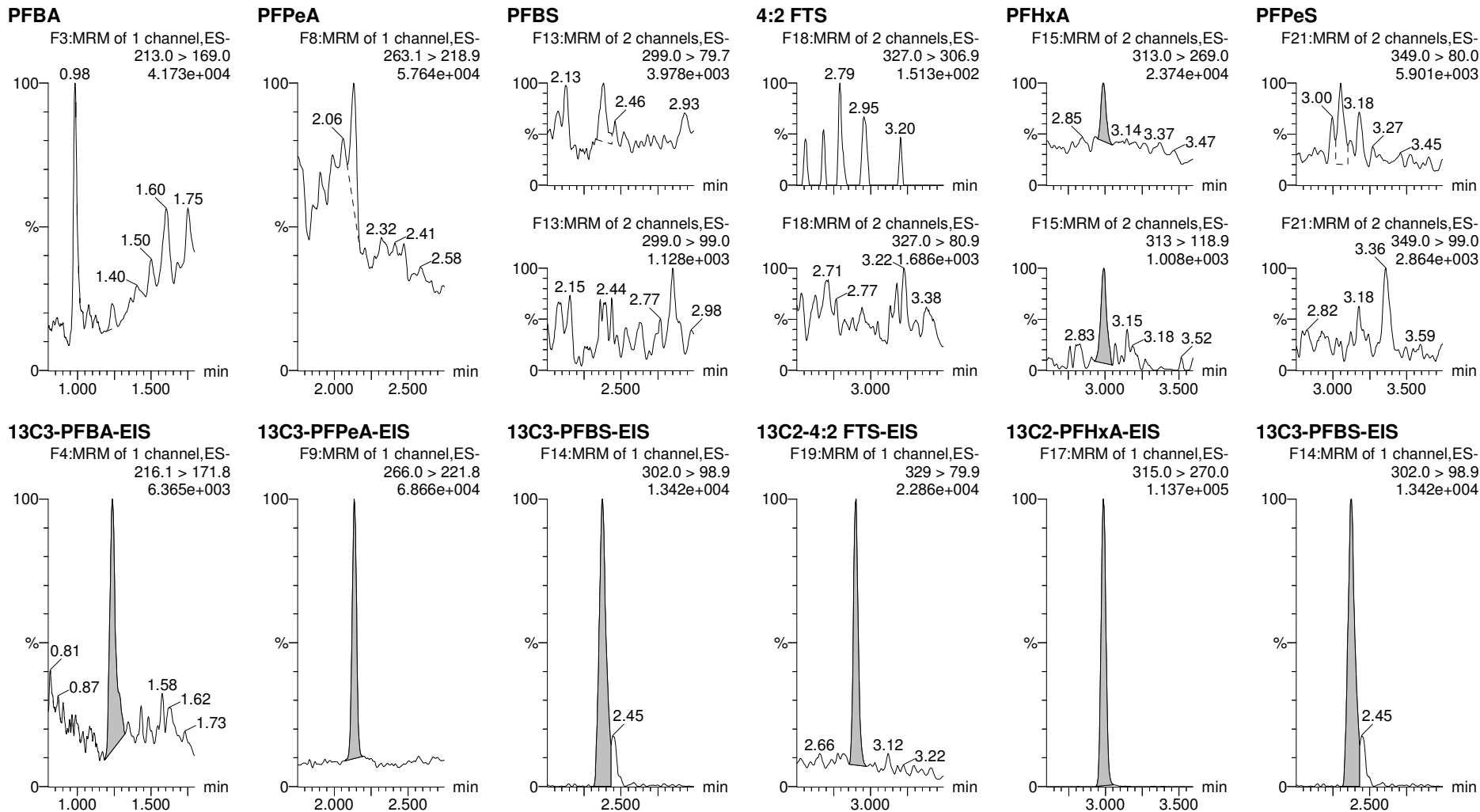
Dataset: Untitled

Last Altered: Thursday, May 20, 2021 17:13:07 Pacific Daylight Time

Printed: Thursday, May 20, 2021 17:13:21 Pacific Daylight Time

Method: Z:\Projects\PFAS.PRO\MethDB\PFAS_FULL_80C_051521.mdb 17 May 2021 08:41:05
Calibration: Z:\Projects\PFAS.PRO\CurveDB\C18_VAL-PFAS_Q4_05-15-21.cdb 17 May 2021 09:24:52

Name: 210515M2_60, Date: 16-May-2021, Time: 00:06:58, ID: 2105025-07 0.2416, Description: NH-15

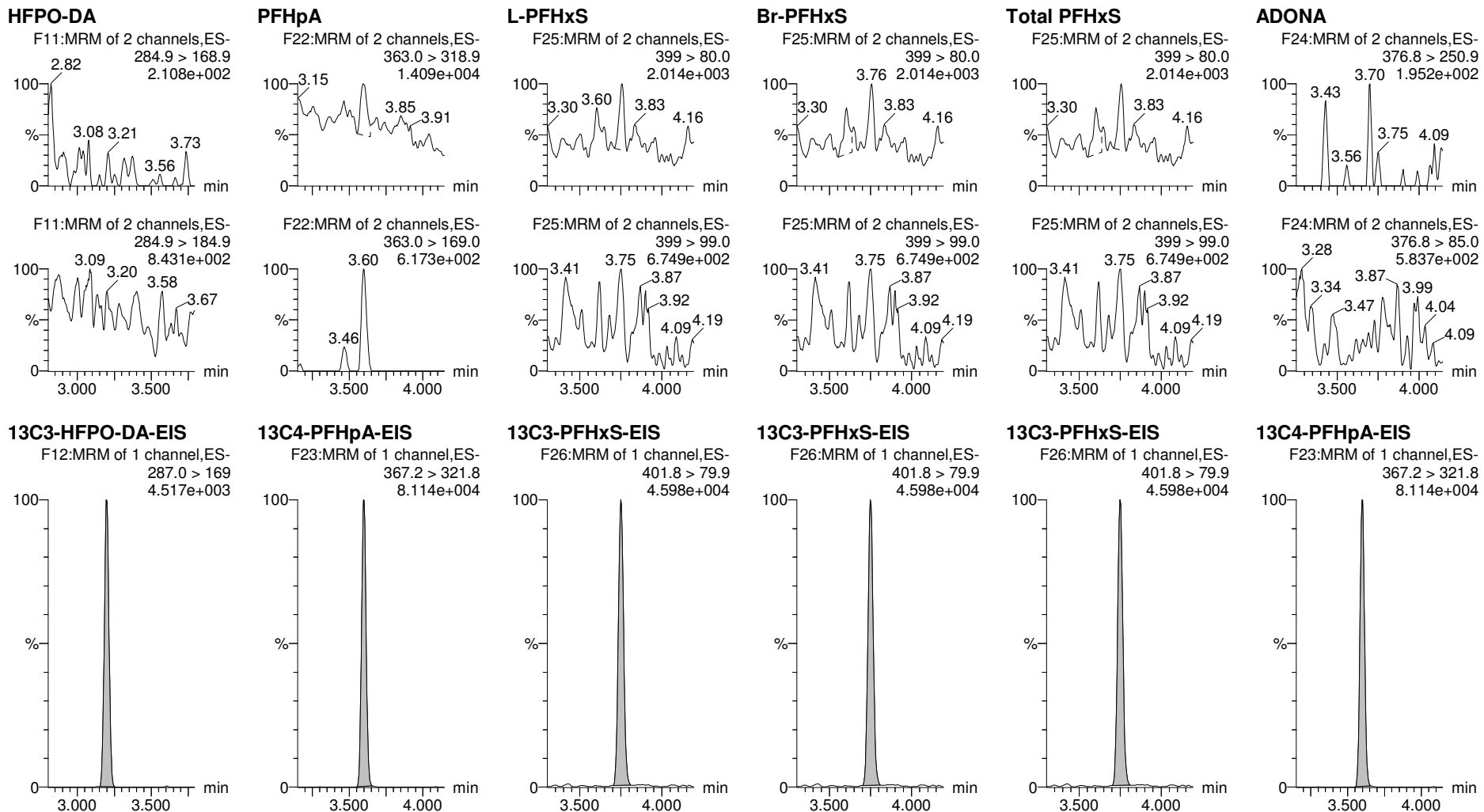


Dataset: Untitled

Last Altered: Thursday, May 20, 2021 17:13:07 Pacific Daylight Time

Printed: Thursday, May 20, 2021 17:13:21 Pacific Daylight Time

Name: 210515M2_60, Date: 16-May-2021, Time: 00:06:58, ID: 2105025-07 0.2416, Description: NH-15



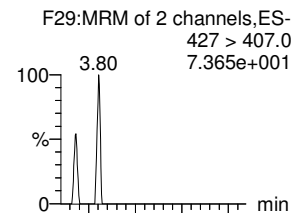
Dataset: Untitled

Last Altered: Thursday, May 20, 2021 17:13:07 Pacific Daylight Time

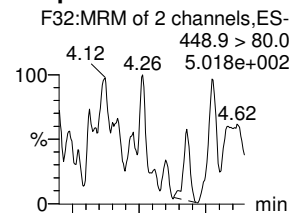
Printed: Thursday, May 20, 2021 17:13:21 Pacific Daylight Time

Name: 210515M2_60, Date: 16-May-2021, Time: 00:06:58, ID: 2105025-07 0.2416, Description: NH-15

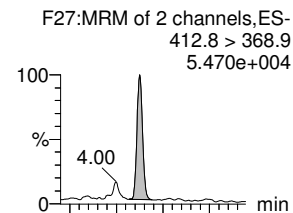
6:2 FTS



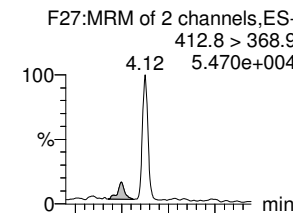
PFHps



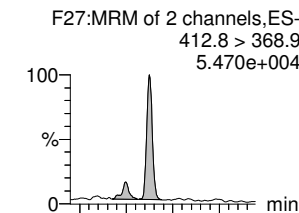
L-PFOA



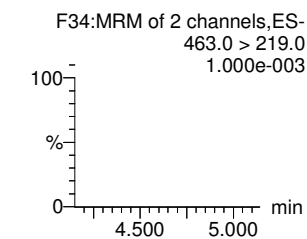
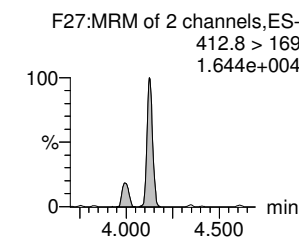
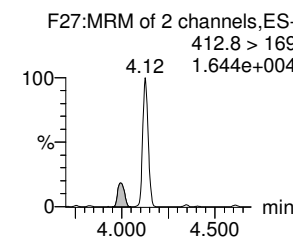
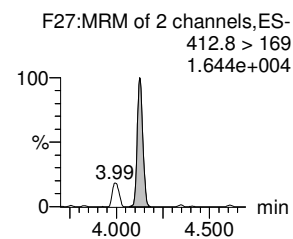
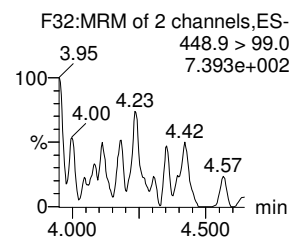
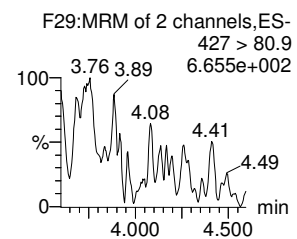
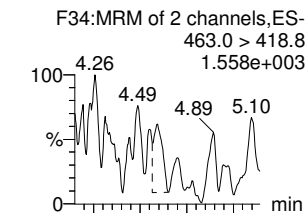
Br-PFOA



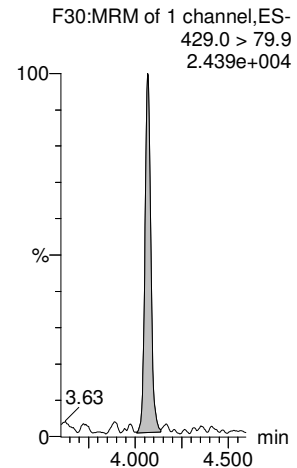
Total PFOA



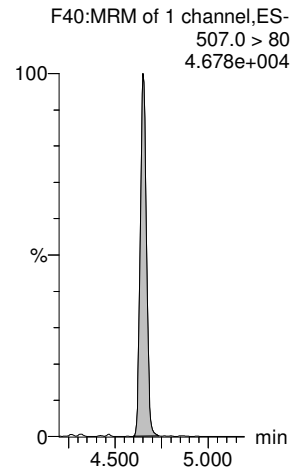
PFNA



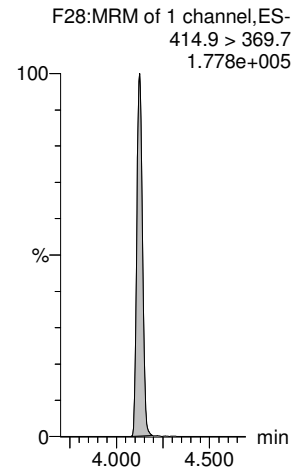
13C2-6:2 FTS-EIS



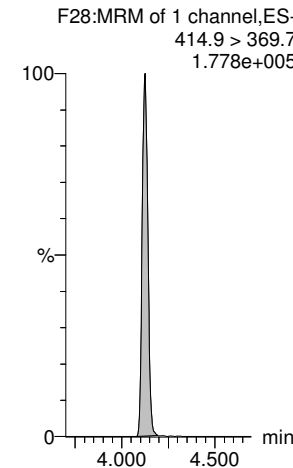
13C8-PFOS-EIS



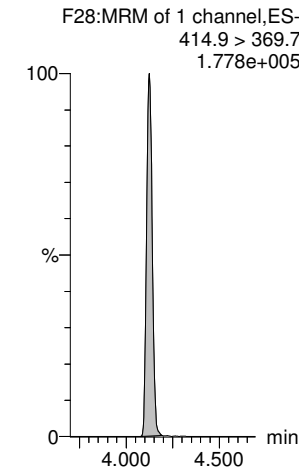
13C2-PFOA-EIS



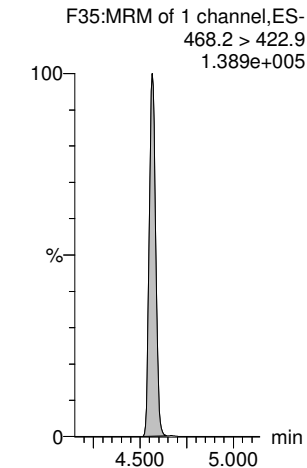
13C2-PFOA-EIS



13C2-PFOA-EIS



13C5-PFNA-EIS



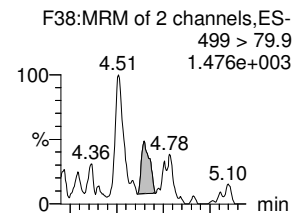
Dataset: Untitled

Last Altered: Thursday, May 20, 2021 17:13:07 Pacific Daylight Time

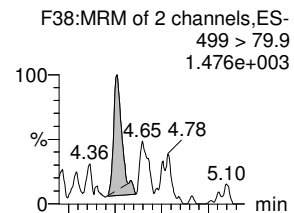
Printed: Thursday, May 20, 2021 17:13:21 Pacific Daylight Time

Name: 210515M2_60, Date: 16-May-2021, Time: 00:06:58, ID: 2105025-07 0.2416, Description: NH-15

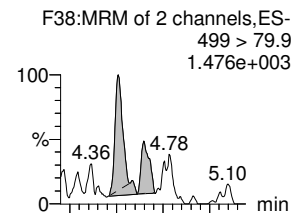
L-PFOS



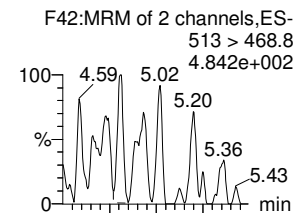
Br-PFOS



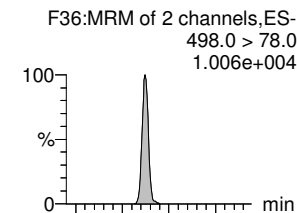
Total PFOS



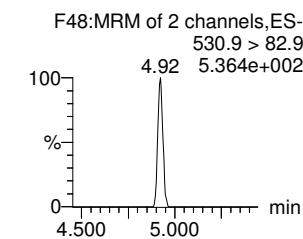
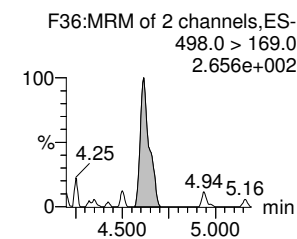
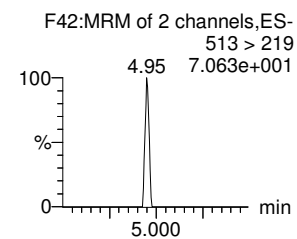
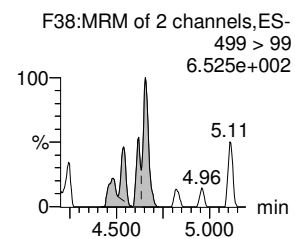
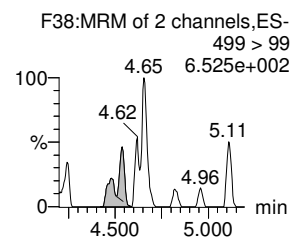
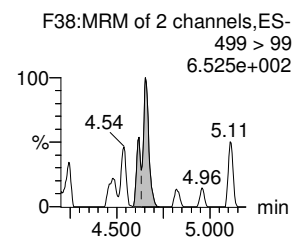
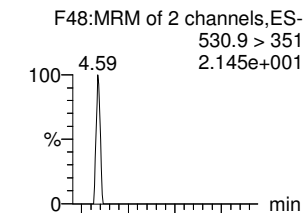
PFDA



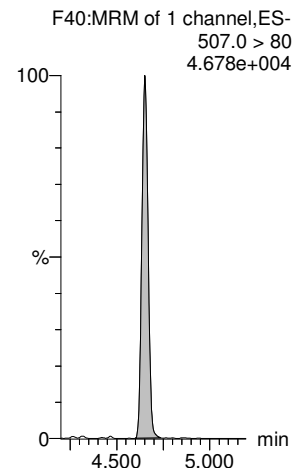
PFOSA



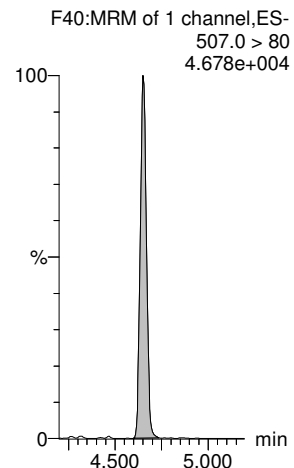
9CI-PF3ONS



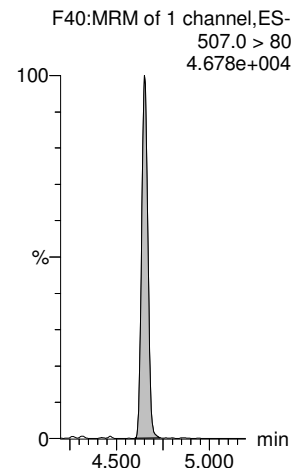
13C8-PFOS-EIS



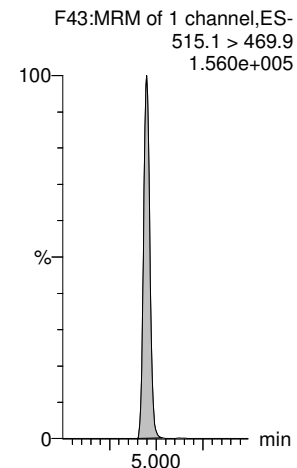
13C8-PFOS-EIS



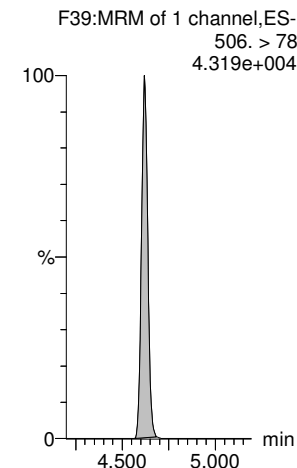
13C8-PFOS-EIS



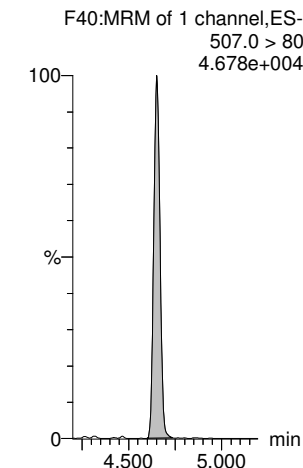
13C2-PFDA-EIS



13C8-PFOSA-EIS



13C8-PFOS-EIS

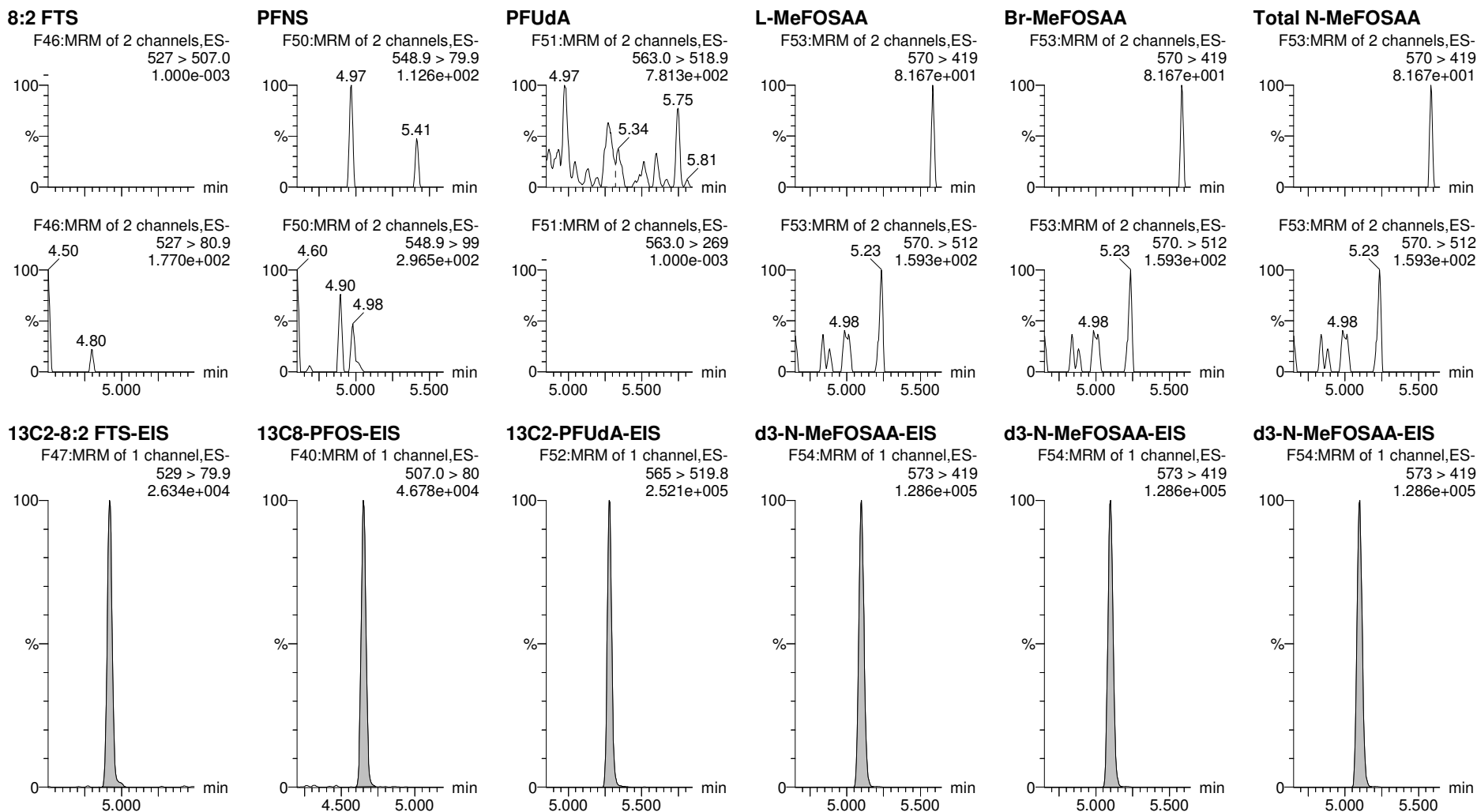


Dataset: Untitled

Last Altered: Thursday, May 20, 2021 17:13:07 Pacific Daylight Time

Printed: Thursday, May 20, 2021 17:13:21 Pacific Daylight Time

Name: 210515M2_60, Date: 16-May-2021, Time: 00:06:58, ID: 2105025-07 0.2416, Description: NH-15



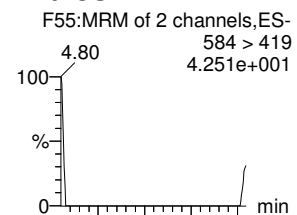
Dataset: Untitled

Last Altered: Thursday, May 20, 2021 17:13:07 Pacific Daylight Time

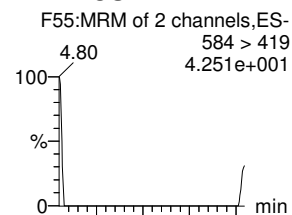
Printed: Thursday, May 20, 2021 17:13:21 Pacific Daylight Time

Name: 210515M2_60, Date: 16-May-2021, Time: 00:06:58, ID: 2105025-07 0.2416, Description: NH-15

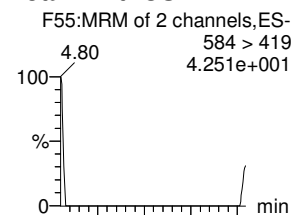
L-EtFOSAA



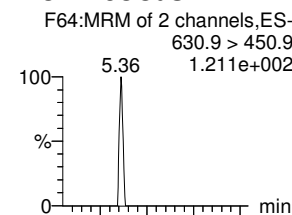
Br-ETFOSAA



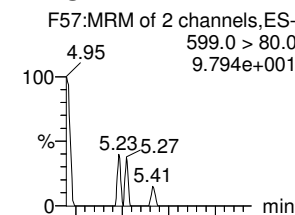
Total N-EtFOSAA



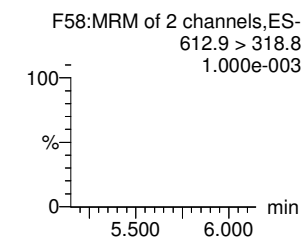
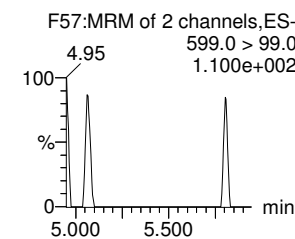
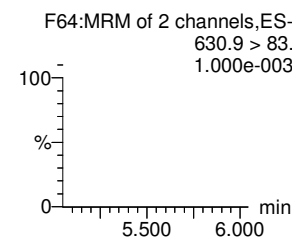
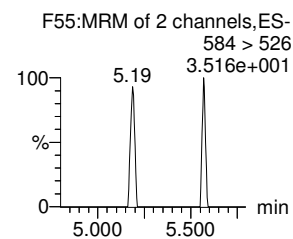
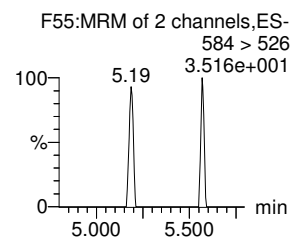
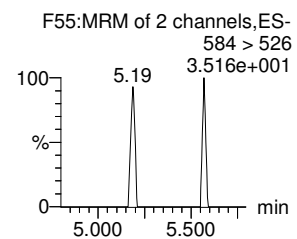
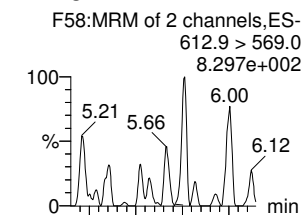
11Cl-PF3OUdS



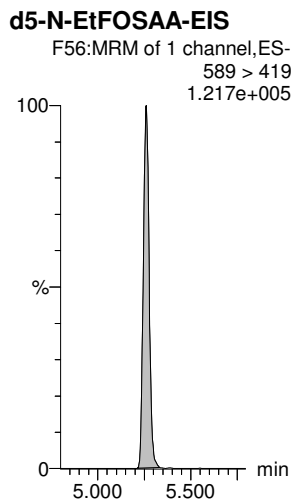
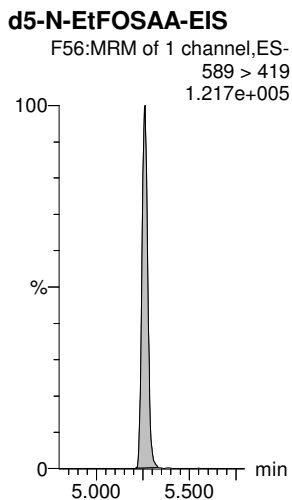
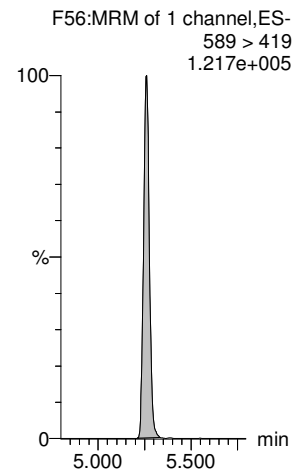
PFDS



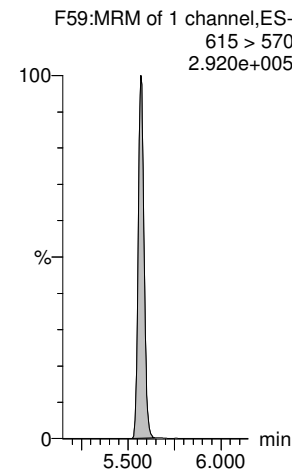
PFDoA



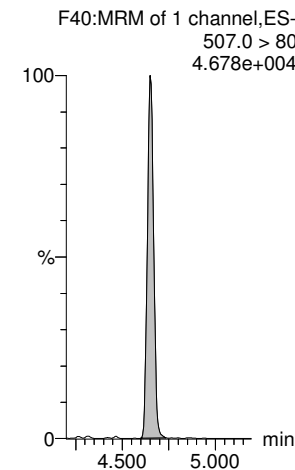
d5-N-EtFOSAA-EIS



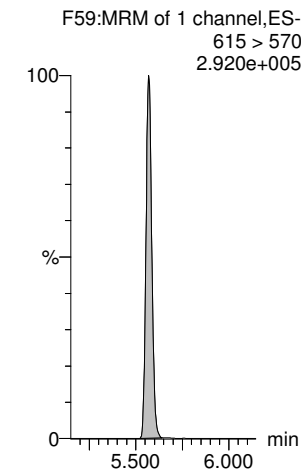
13C2-PFDoA-EIS



13C8-PFOS-EIS



13C2-PFDoA-EIS



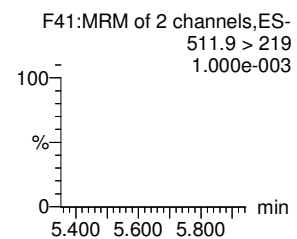
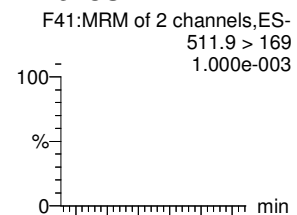
Dataset: Untitled

Last Altered: Thursday, May 20, 2021 17:13:07 Pacific Daylight Time

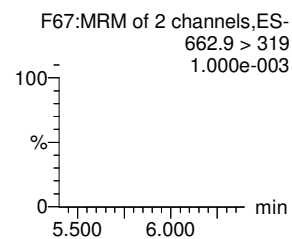
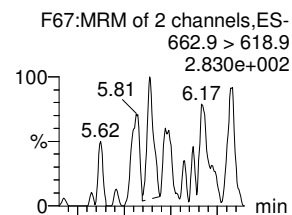
Printed: Thursday, May 20, 2021 17:13:21 Pacific Daylight Time

Name: 210515M2_60, Date: 16-May-2021, Time: 00:06:58, ID: 2105025-07 0.2416, Description: NH-15

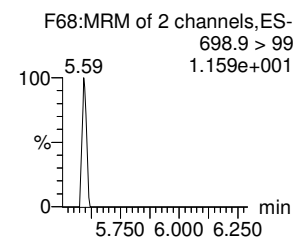
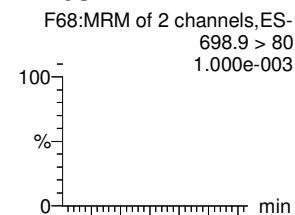
N-MeFOSA



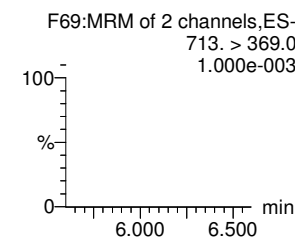
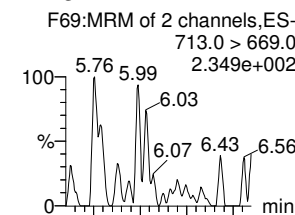
PFTrDA



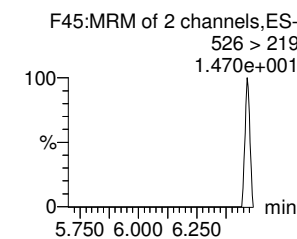
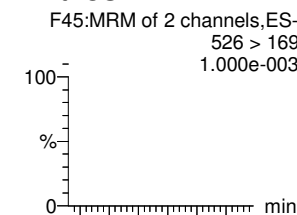
PFDoS



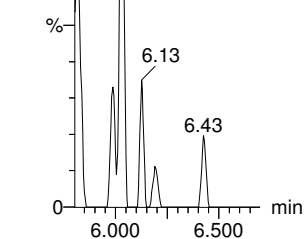
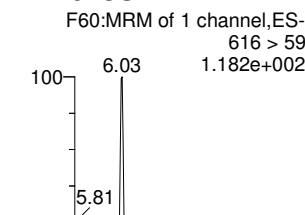
PFTeDA



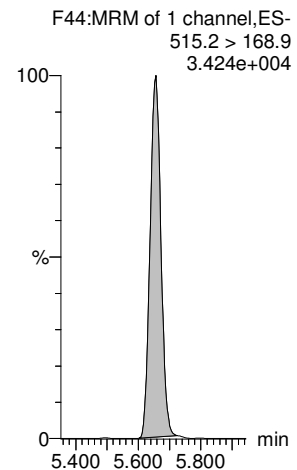
N-EtFOSA



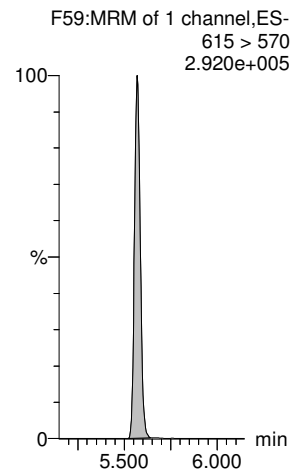
N-MeFOSE



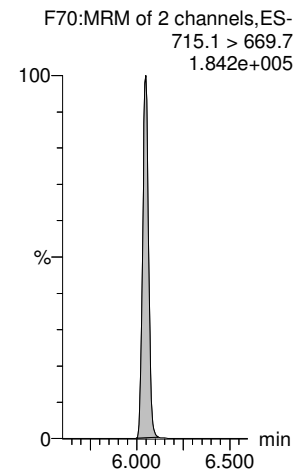
d3-N-MeFOSA-EIS



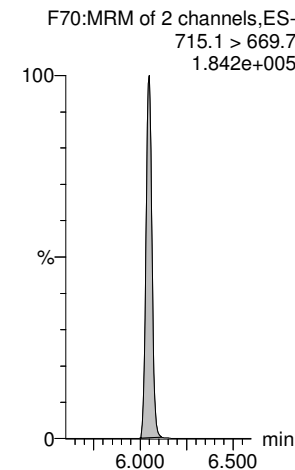
13C2-PFDoS-EIS



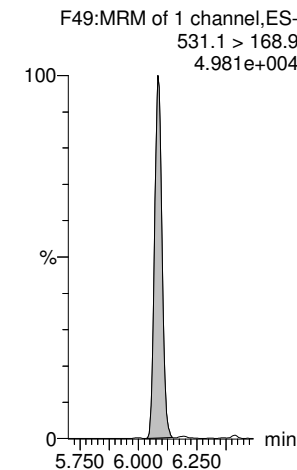
13C2-PFTeDA-EIS



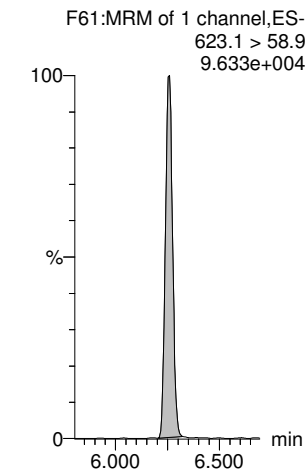
13C2-PFTeDA-EIS



d5-N-ETFOSE-EIS



d7-N-MeFOSE-EIS



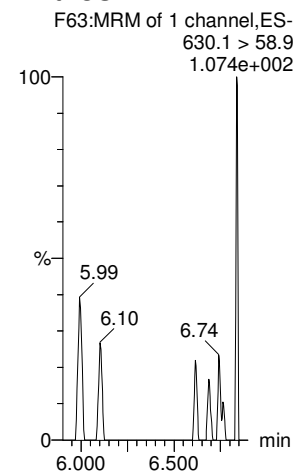
Dataset: Untitled

Last Altered: Thursday, May 20, 2021 17:13:07 Pacific Daylight Time

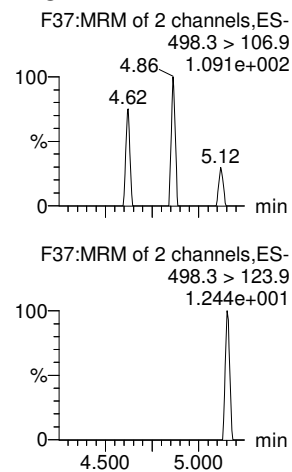
Printed: Thursday, May 20, 2021 17:13:21 Pacific Daylight Time

Name: 210515M2_60, Date: 16-May-2021, Time: 00:06:58, ID: 2105025-07 0.2416, Description: NH-15

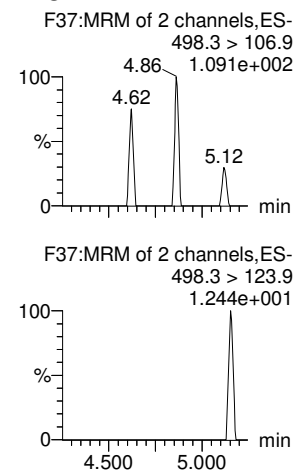
N-EtFOSE



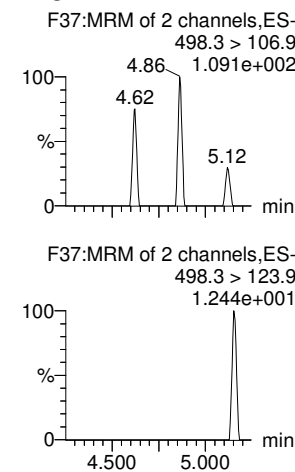
TDCA



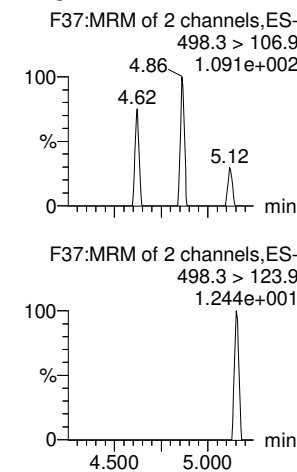
TDCA



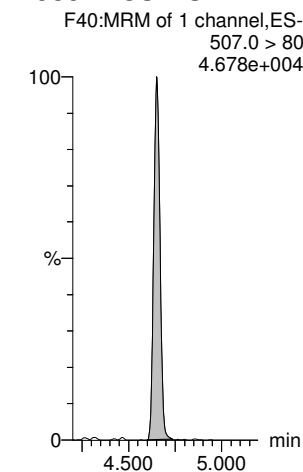
TDCA



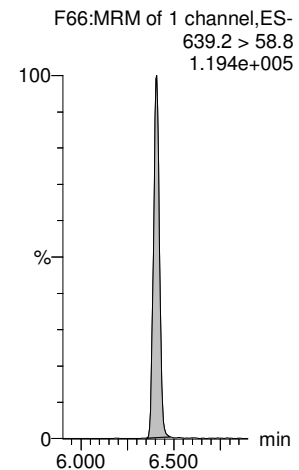
TDCA



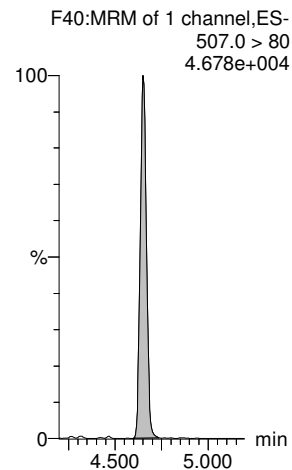
13C8-PFOS-EIS



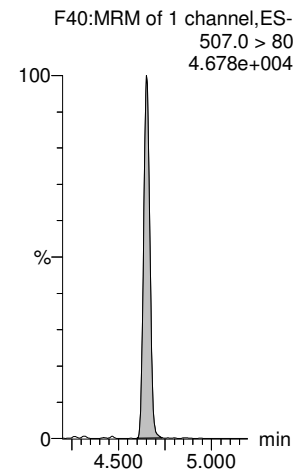
d9-N-EtFOSE-EIS



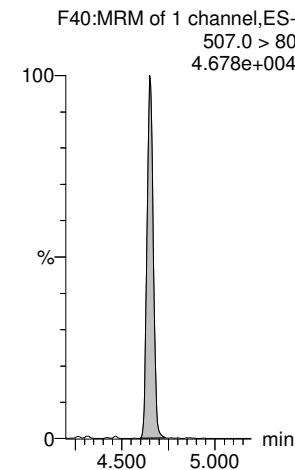
13C8-PFOS-EIS



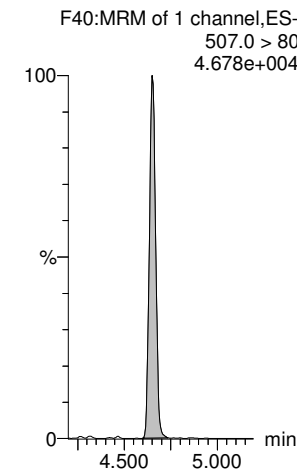
13C8-PFOS-EIS



13C8-PFOS-EIS



13C8-PFOS-EIS



Dataset: Untitled

Last Altered: Thursday, May 20, 2021 17:17:39 Pacific Daylight Time

Printed: Thursday, May 20, 2021 17:18:03 Pacific Daylight Time

Name: 210515M2_61, Date: 16-May-2021, Time: 00:17:20, ID: 2105025-08 0.25023, Description: NH-12

#	Name	Trace	Area	IS Area	wt/vol	Pred.RT	RT	Response	Std. Conc	Conc.	%Rec	Ion Ratio	Ratio Out?
1	1 PFBA	213.0 > 169.0	2.735e2	2.713e3	0.250	1.25	1.25	1.260		3.523			
2	5 PFPeA	263.1 > 218.9		3.282e3	0.250	2.19							
3	7 PFBS	299.0 > 79.7	2.495e1	8.919e2	0.250	2.48	2.48	0.350		0.637		2.112	NO
4	10 4:2 FTS	327.0 > 306.9		9.500e2	0.250	2.92							YES
5	11 PFHxA	313.0 > 269.0	9.314e1	5.124e3	0.250	3.00	3.00	0.227				38.952	YES
6	12 PFPeS	349.0 > 80.0		8.919e2	0.250	3.20							YES
7	51 13C3-PFBA-EIS	216.1 > 171.8	2.713e3		0.250	1.27	1.25	2712.668	12.5	45.903	91.9		
8	52 13C3-PFPeA-EIS	266.0 > 221.8	3.282e3		0.250	2.19	2.19	3281.563	12.5	43.392	86.9		
9	53 13C3-PFBS-EIS	302.0 > 98.9	8.919e2		0.250	2.48	2.48	891.930	12.5	41.332	82.7		
10	55 13C2-4:2 FTS-EIS	329 > 79.9	9.500e2		0.250	2.92	2.92	949.984	12.5	47.780	95.6		
11	56 13C2-PFHxA-EIS	315.0 > 270.0	5.124e3		0.250	3.01	3.00	5124.098	12.5	42.546	85.2		
12	53 13C3-PFBS-EIS	302.0 > 98.9	8.919e2		0.250	2.48	2.48	891.930	12.5	41.332	82.7		
13	-1												
14	13 HFPO-DA	284.9 > 168.9		2.106e2	0.250	3.20							YES
15	15 PFHpA	363.0 > 318.9		2.985e3	0.250	3.61							YES
16	17 L-PFHxS	399 > 80.0	2.902e1	1.837e3	0.250	3.75	3.75	0.197		0.591		2.530	YES
17	18 Br-PFHxS	399 > 80.0		1.837e3	0.250	3.60							YES
18	77 Total PFHxS	399 > 80	2.902e1		0.250	3.75		0.197		0.591			
19	16 ADONA	376.8 > 250.9		2.985e3	0.250	3.70							YES
20	54 13C3-HFPO-DA-EIS	287.0 > 169	2.106e2		0.250	3.21	3.20	210.561	12.5	43.411	86.9		
21	57 13C4-PFHpA-EIS	367.2 > 321.8	2.985e3		0.250	3.61	3.61	2985.304	12.5	42.158	84.4		
22	58 13C3-PFHxS-EIS	401.8 > 79.9	1.837e3		0.250	3.76	3.75	1836.963	12.5	45.432	90.9		
23	58 13C3-PFHxS-EIS	401.8 > 79.9	1.837e3		0.250	3.76	3.75	1836.963	12.5	45.432	90.9		
24	58 13C3-PFHxS-EIS	401.8 > 79.9	1.837e3		0.250	3.76	3.75	1836.963	12.5	45.432	90.9		
25	57 13C4-PFHpA-EIS	367.2 > 321.8	2.985e3		0.250	3.61	3.61	2985.304	12.5	42.158	84.4		
26	-1												
27	19 6:2 FTS	427 > 407.0	2.616e1	9.314e2	0.250	4.07	4.07	0.351		0.564		4.164	YES
28	23 PFHpS	448.9 > 80.0		2.172e3	0.250	4.23							YES
29	20 L-PFOA	412.8 > 368.9	2.546e2	6.362e3	0.250	4.13	4.12	0.500		0.481		3.851	NO
30	21 Br-PFOA	412.8 > 368.9		6.362e3	0.250	3.96							YES
31	78 Total PFOA	412.8 > 368.9	2.546e2		0.250	4.11		0.500		0.481			
32	25 PFNA	463.0 > 418.8		6.088e3	0.250	4.57							YES
33	59 13C2-6:2 FTS-EIS	429.0 > 79.9	9.314e2		0.250	4.07	4.07	931.386	12.5	41.065	82.2		
34	63 13C8-PFOS-EIS	507.0 > 80	2.172e3		0.250	4.66	4.65	2171.746	12.5	45.477	91.0		
35	62 13C2-PFOA-EIS	414.9 > 369.7	6.362e3		0.250	4.13	4.13	6362.195	12.5	42.380	84.8		
36	62 13C2-PFOA-EIS	414.9 > 369.7	6.362e3		0.250	4.13	4.13	6362.195	12.5	42.380	84.8		

Dataset: Untitled

Last Altered: Thursday, May 20, 2021 17:17:39 Pacific Daylight Time
 Printed: Thursday, May 20, 2021 17:18:03 Pacific Daylight Time

Name: 210515M2_61, Date: 16-May-2021, Time: 00:17:20, ID: 2105025-08 0.25023, Description: NH-12

#	Name	Trace	Area	IS Area	wt/vol	Pred.RT	RT	Response	Std. Conc	Conc.	%Rec	Ion Ratio	Ratio Out?
37	62 13C2-PFOA-EIS	414.9 > 369.7	6.362e3		0.250	4.13	4.13	6362.195	12.5	42.380	84.8		
38	60 13C5-PFNA-EIS	468.2 > 422.9	6.088e3		0.250	4.58	4.57	6087.778	12.5	43.473	87.0		
39	-1												
40	27 L-PFOS	499 > 79.9	6.055e1	2.172e3	0.250	4.65	4.51	0.349		1.473		4.838	YES
41	28 Br-PFOS	499 > 79.9		2.172e3	0.250	4.46							YES
42	79 Total PFOS	499 > 79.9	6.055e1		0.250	4.69		0.349		1.473			
43	30 PFDA	513 > 468.8		6.338e3	0.250	4.95							YES
44	26 PFOSA	498.0 > 78.0	5.070e1	1.987e3	0.250	4.62	4.62	0.319		1.156		57.035	YES
45	29 9CI-PF3ONS	530.9>351		2.172e3	0.250	4.87							YES
46	63 13C8-PFOS-EIS	507.0 > 80	2.172e3		0.250	4.66	4.65	2171.746	12.5	45.477	91.0		
47	63 13C8-PFOS-EIS	507.0 > 80	2.172e3		0.250	4.66	4.65	2171.746	12.5	45.477	91.0		
48	63 13C8-PFOS-EIS	507.0 > 80	2.172e3		0.250	4.66	4.65	2171.746	12.5	45.477	91.0		
49	64 13C2-PFDA-EIS	515.1 > 469.9	6.338e3		0.250	4.96	4.95	6337.618	12.5	42.655	85.4		
50	61 13C8-PFOSA-EIS	506. > 78	1.987e3		0.250	4.63	4.62	1986.522	12.5	27.811	55.7		
51	63 13C8-PFOS-EIS	507.0 > 80	2.172e3		0.250	4.66	4.65	2171.746	12.5	45.477	91.0		
52	-1												
53	31 8:2 FTS	527 > 507.0		1.125e3	0.250	4.92							YES
54	32 PFNS	548.9 > 79.9		2.172e3	0.250	5.01							YES
55	37 PFUdA	563.0 > 518.9		8.933e3	0.250	5.28							YES
56	33 L-MeFOSAA	570 > 419		5.292e3	0.250	5.10							YES
57	34 Br-MeFOSAA	570. > 419		5.292e3	0.250	4.89							YES
58	80 Total N-MeFOSAA	570. > 419	0.000e0		0.250	5.11		0.000					
59	65 13C2-8:2 FTS-EIS	529 > 79.9	1.125e3		0.250	4.93	4.92	1124.710	12.5	39.127	78.3		
60	63 13C8-PFOS-EIS	507.0 > 80	2.172e3		0.250	4.66	4.65	2171.746	12.5	45.477	91.0		
61	67 13C2-PFUdA-EIS	565 > 519.8	8.933e3		0.250	5.29	5.28	8933.439	12.5	37.702	75.5		
62	66 d3-N-MeFOSAA-EIS	573 > 419	5.292e3		0.250	5.11	5.10	5292.170	12.5	38.084	76.2		
63	66 d3-N-MeFOSAA-EIS	573 > 419	5.292e3		0.250	5.11	5.10	5292.170	12.5	38.084	76.2		
64	66 d3-N-MeFOSAA-EIS	573 > 419	5.292e3		0.250	5.11	5.10	5292.170	12.5	38.084	76.2		
65	-1												
66	35 L-EtFOSAA	584 > 419		4.486e3	0.250	5.26							YES
67	36 Br-ETFOSAA	584 > 419		4.486e3	0.250	5.05							YES
68	81 Total N-EtFOSAA	584 > 419	0.000e0		0.250	5.27		0.000					
69	39 11Cl-PF3OUdS	630.9 > 450.9		9.708e3	0.250	5.50							YES
70	38 PFDS	599.0 > 80.0		2.172e3	0.250	5.32							YES
71	41 PFDoA	612.9 > 569.0		9.708e3	0.250	5.57							YES
72	68 d5-N-EtFOSAA-EIS	589 > 419	4.486e3		0.250	5.27	5.26	4485.694	12.5	38.159	76.4		

Dataset: Untitled

Last Altered: Thursday, May 20, 2021 17:17:39 Pacific Daylight Time
 Printed: Thursday, May 20, 2021 17:18:03 Pacific Daylight Time

Name: 210515M2_61, Date: 16-May-2021, Time: 00:17:20, ID: 2105025-08 0.25023, Description: NH-12

#	Name	Trace	Area	IS Area	wt/vol	Pred.RT	RT	Response	Std. Conc	Conc.	%Rec	Ion Ratio	Ratio Out?
73	68 d5-N-EtFOSAA-EIS	589 > 419	4.486e3		0.250	5.27	5.26	4485.694	12.5	38.159	76.4		
74	68 d5-N-EtFOSAA-EIS	589 > 419	4.486e3		0.250	5.27	5.26	4485.694	12.5	38.159	76.4		
75	69 13C2-PFDoA-EIS	615 > 570	9.708e3		0.250	5.58	5.57	9708.059	12.5	35.549	71.2		
76	63 13C8-PFOS-EIS	507.0 > 80	2.172e3		0.250	4.66	4.65	2171.746	12.5	45.477	91.0		
77	69 13C2-PFDoA-EIS	615 > 570	9.708e3		0.250	5.58	5.57	9708.059	12.5	35.549	71.2		
78	-1												
79	42 N-MeFOSA	511.9 > 169		2.133e3	0.250	5.64							YES
80	43 PFTrDA	662.9 > 618.9		9.708e3	0.250	5.83							YES
81	44 PFDoS	698.9 > 80		6.290e3	0.250	5.86							YES
82	45 PFTeDA	713.0 > 669.0		6.290e3	0.250	6.04							YES
83	46 N-EtFOSA	526 > 169		2.934e3	0.250	6.07							YES
84	49 N-MeFOSE	616 > 59		3.262e3	0.250	6.25							
85	71 d3-N-MeFOSA-EIS	515.2 > 168.9	2.133e3		0.250	5.66	5.66	2132.900	149.2	114.539	19.2		
86	69 13C2-PFDoA-EIS	615 > 570	9.708e3		0.250	5.58	5.57	9708.059	12.5	35.549	71.2		
87	72 13C2-PFTeDA-EIS	715.1 > 669.7	6.290e3		0.250	6.06	6.04	6289.912	12.5	35.506	71.1		
88	72 13C2-PFTeDA-EIS	715.1 > 669.7	6.290e3		0.250	6.06	6.04	6289.912	12.5	35.506	71.1		
89	73 d5-N-ETFOSA-EIS	531.1 > 168.9	2.934e3		0.250	6.09	6.09	2933.716	149.2	120.212	20.2		
90	75 d7-N-MeFOSE-EIS	623.1 > 58.9	3.262e3		0.250	6.26	6.25	3262.285	149.2	269.785	45.2		
91	-1												
92	50 N-EtFOSE	630.1 > 58.9		3.413e3	0.250	6.40							
93	82 TDCA	498.3>106.9			0.250	4.91							YES
94	82 TDCA	498.3>106.9			0.250	4.91							YES
95	82 TDCA	498.3>106.9			0.250	4.91							YES
96	82 TDCA	498.3>106.9			0.250	4.91							YES
97	63 13C8-PFOS-EIS	507.0 > 80	2.172e3		0.250	4.66	4.65	2171.746	12.5	45.477	91.0		
98	76 d9-N-EtFOSE-EIS	639.2 > 58.8	3.413e3		0.250	6.41	6.40	3413.195	149.2	245.083	41.1		
99	63 13C8-PFOS-EIS	507.0 > 80	2.172e3		0.250	4.66	4.65	2171.746	12.5	45.477	91.0		
100	63 13C8-PFOS-EIS	507.0 > 80	2.172e3		0.250	4.66	4.65	2171.746	12.5	45.477	91.0		
101	63 13C8-PFOS-EIS	507.0 > 80	2.172e3		0.250	4.66	4.65	2171.746	12.5	45.477	91.0		
102	63 13C8-PFOS-EIS	507.0 > 80	2.172e3		0.250	4.66	4.65	2171.746	12.5	45.477	91.0		

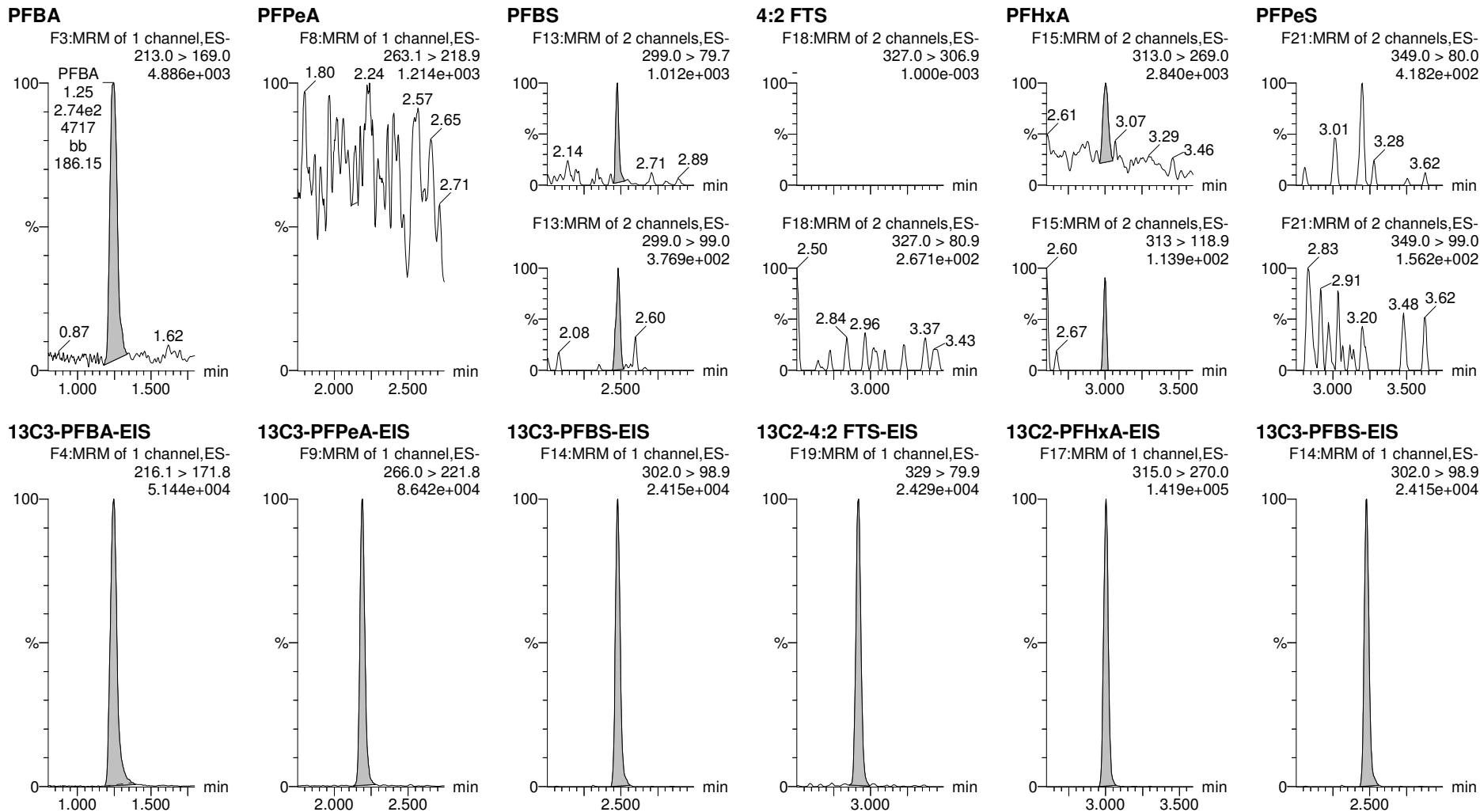
Dataset: Untitled

Last Altered: Thursday, May 20, 2021 17:17:39 Pacific Daylight Time

Printed: Thursday, May 20, 2021 17:18:03 Pacific Daylight Time

Method: Z:\Projects\PFAS.PRO\MethDB\PFAS_FULL_80C_051521.mdb 17 May 2021 08:41:05
Calibration: Z:\Projects\PFAS.PRO\CurveDB\C18_VAL-PFAS_Q4_05-15-21.cdb 17 May 2021 09:24:52

Name: 210515M2_61, Date: 16-May-2021, Time: 00:17:20, ID: 2105025-08 0.25023, Description: NH-12

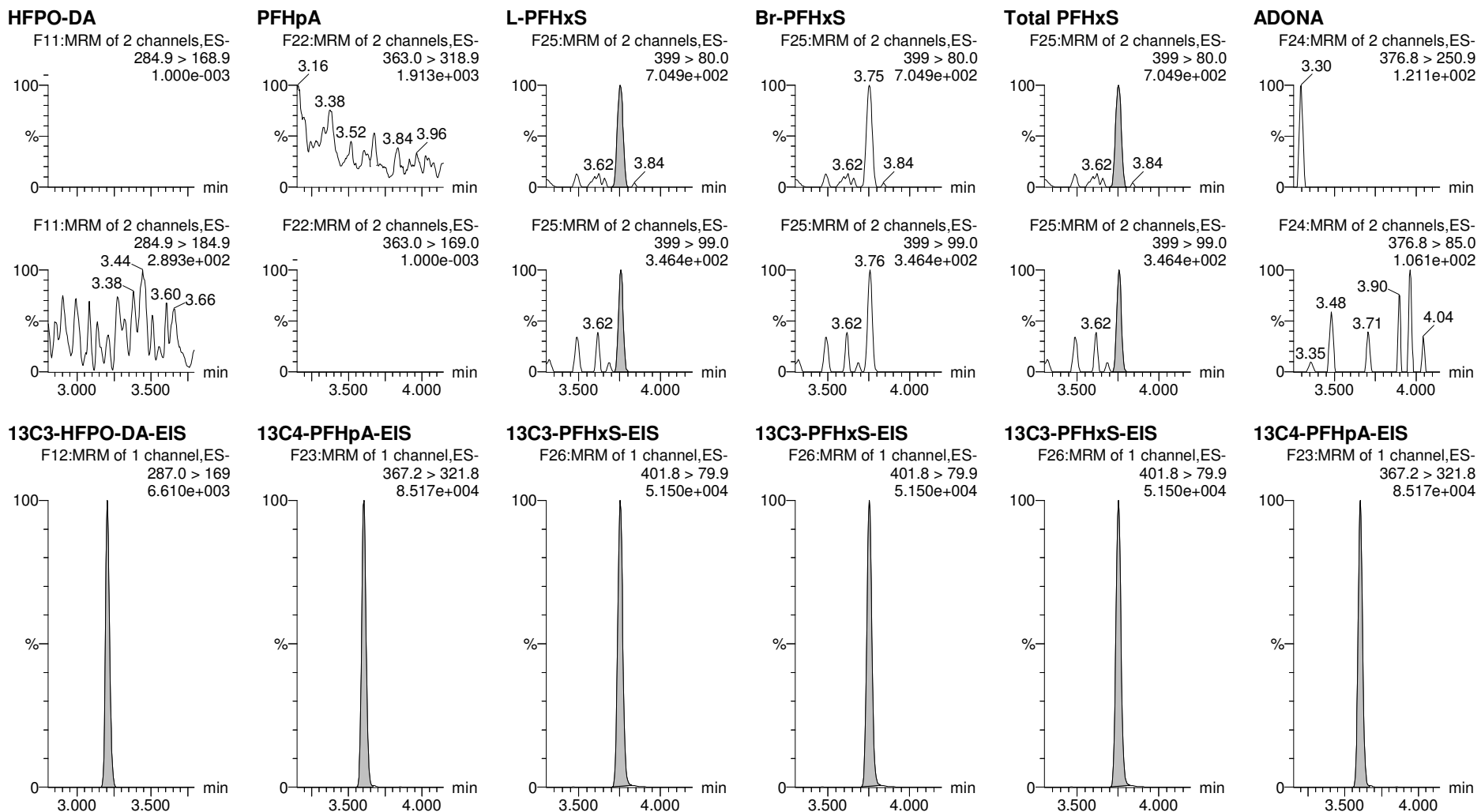


Dataset: Untitled

Last Altered: Thursday, May 20, 2021 17:17:39 Pacific Daylight Time

Printed: Thursday, May 20, 2021 17:18:03 Pacific Daylight Time

Name: 210515M2_61, Date: 16-May-2021, Time: 00:17:20, ID: 2105025-08 0.25023, Description: NH-12

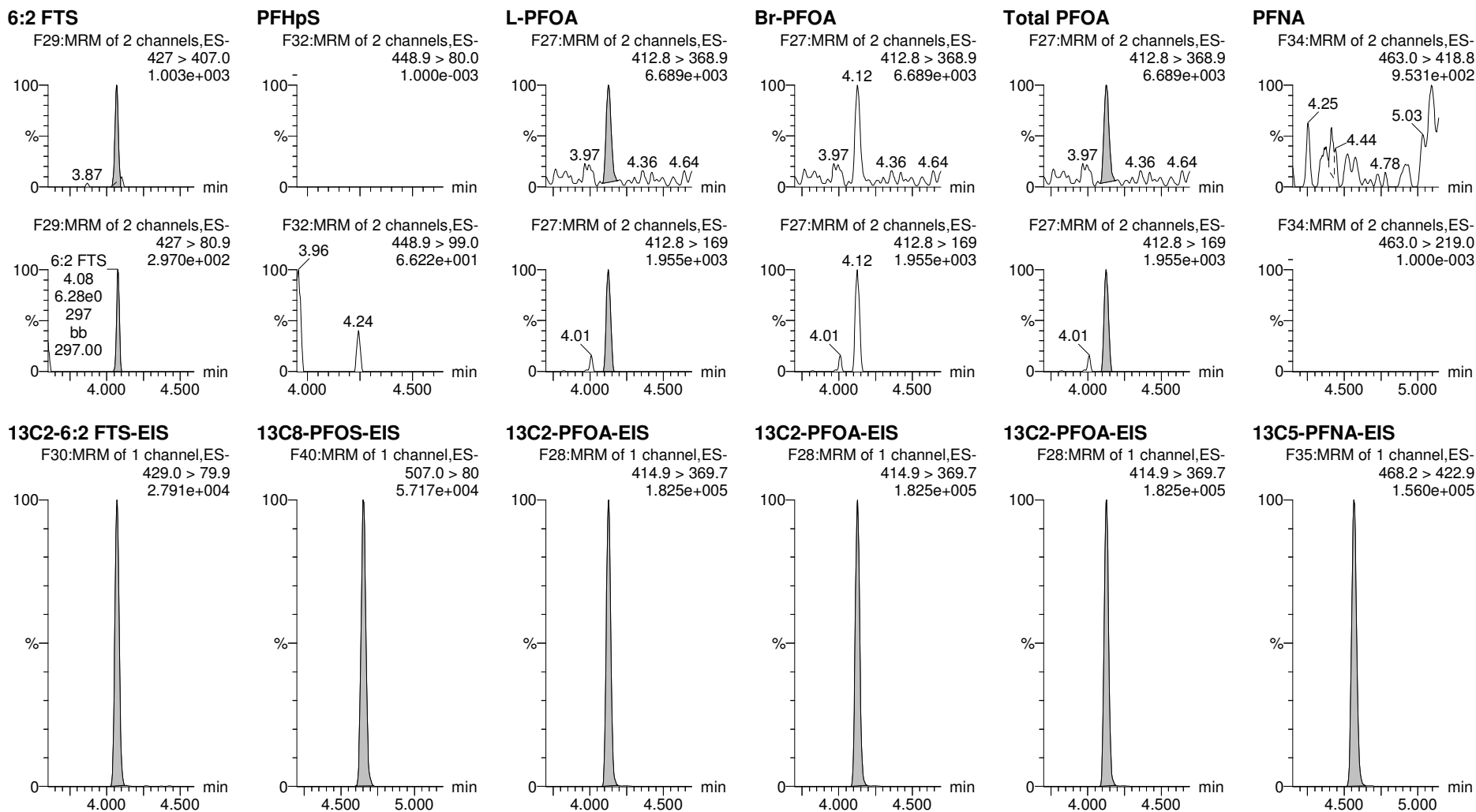


Dataset: Untitled

Last Altered: Thursday, May 20, 2021 17:17:39 Pacific Daylight Time

Printed: Thursday, May 20, 2021 17:18:03 Pacific Daylight Time

Name: 210515M2_61, Date: 16-May-2021, Time: 00:17:20, ID: 2105025-08 0.25023, Description: NH-12



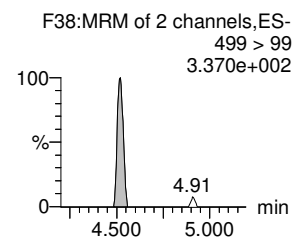
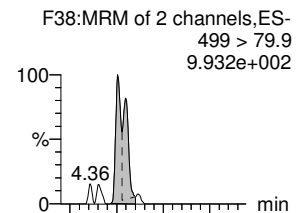
Dataset: Untitled

Last Altered: Thursday, May 20, 2021 17:17:39 Pacific Daylight Time

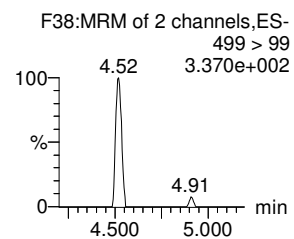
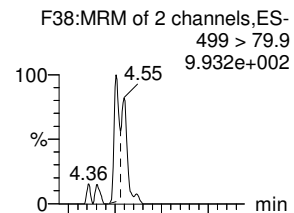
Printed: Thursday, May 20, 2021 17:18:03 Pacific Daylight Time

Name: 210515M2_61, Date: 16-May-2021, Time: 00:17:20, ID: 2105025-08 0.25023, Description: NH-12

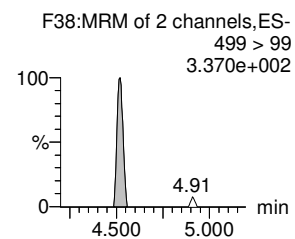
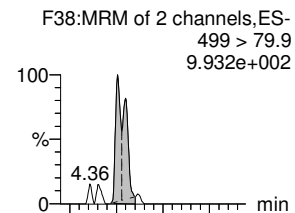
L-PFOS



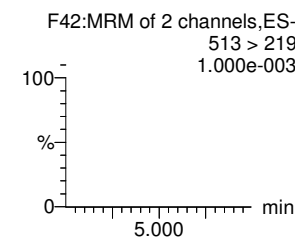
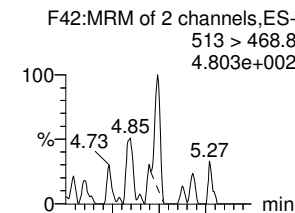
Br-PFOS



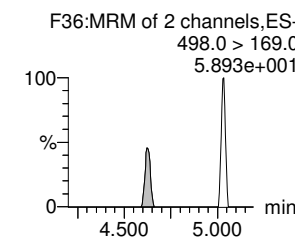
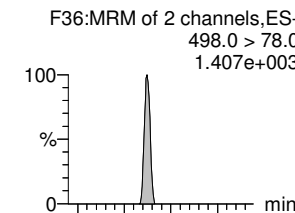
Total PFOS



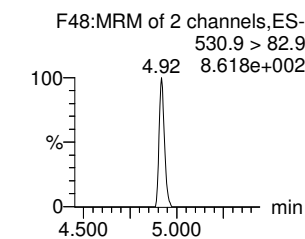
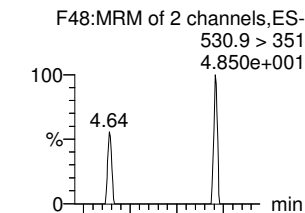
PFDA



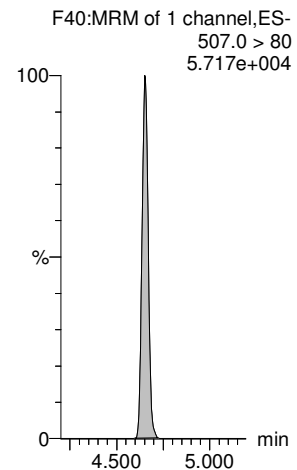
PFOSA



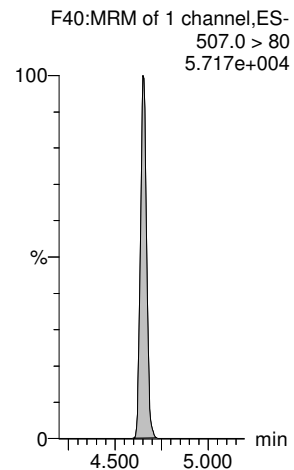
9CI-PF3ONS



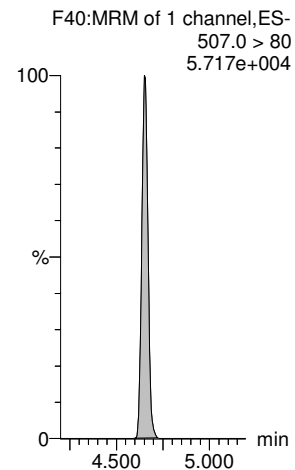
13C8-PFOS-EIS



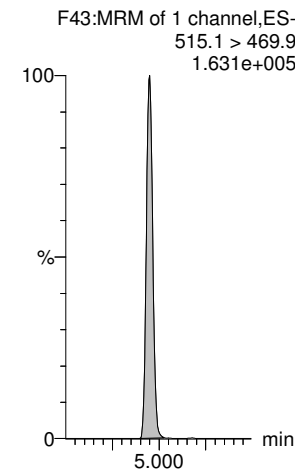
13C8-PFOS-EIS



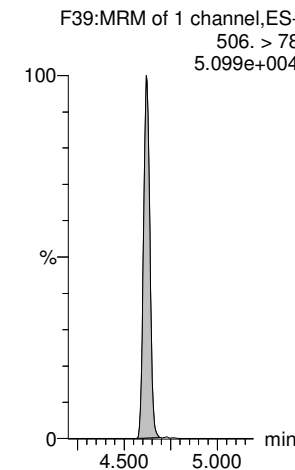
13C8-PFOS-EIS



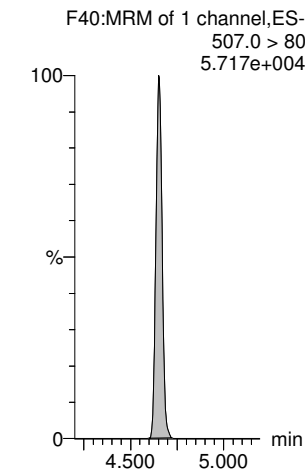
13C2-PFDA-EIS



13C8-PFOSA-EIS



13C8-PFOS-EIS

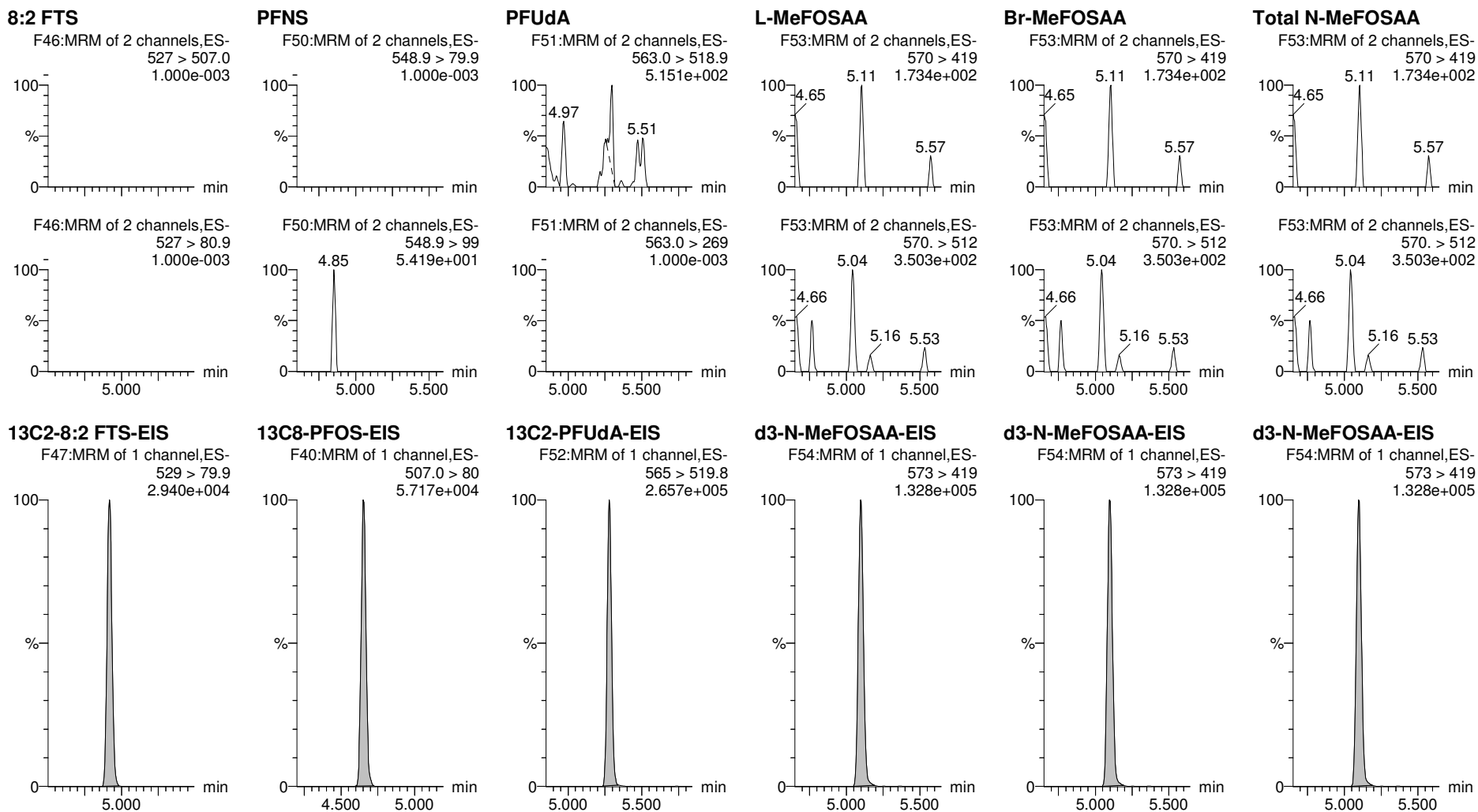


Dataset: Untitled

Last Altered: Thursday, May 20, 2021 17:17:39 Pacific Daylight Time

Printed: Thursday, May 20, 2021 17:18:03 Pacific Daylight Time

Name: 210515M2_61, Date: 16-May-2021, Time: 00:17:20, ID: 2105025-08 0.25023, Description: NH-12



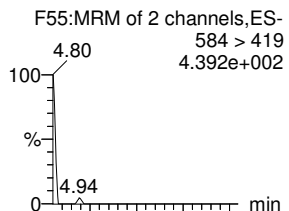
Dataset: Untitled

Last Altered: Thursday, May 20, 2021 17:17:39 Pacific Daylight Time

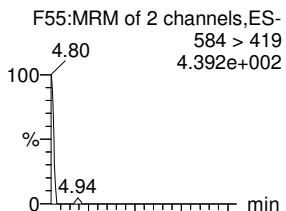
Printed: Thursday, May 20, 2021 17:18:03 Pacific Daylight Time

Name: 210515M2_61, Date: 16-May-2021, Time: 00:17:20, ID: 2105025-08 0.25023, Description: NH-12

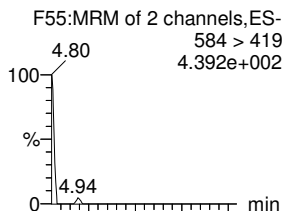
L-EtFOSAA



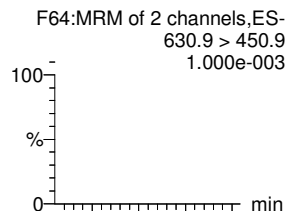
Br-ETFOSAA



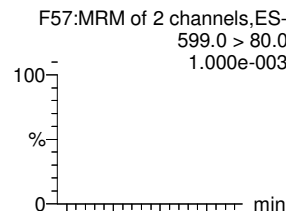
Total N-EtFOSAA



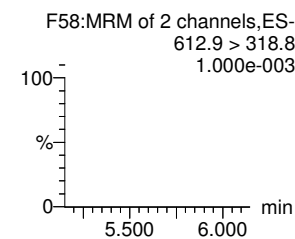
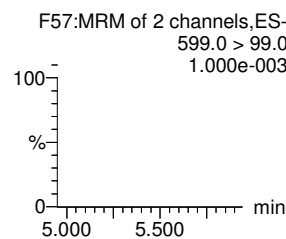
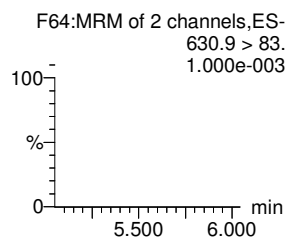
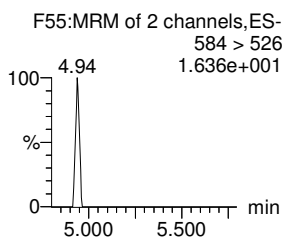
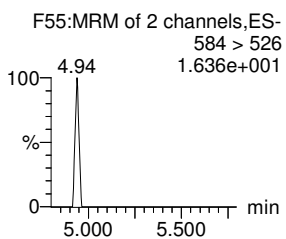
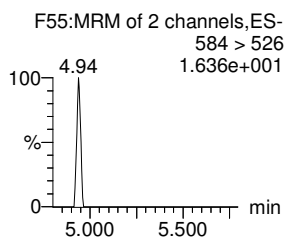
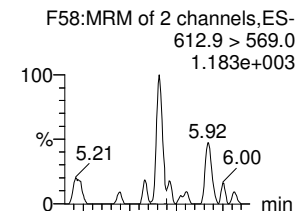
11Cl-PF3OUdS



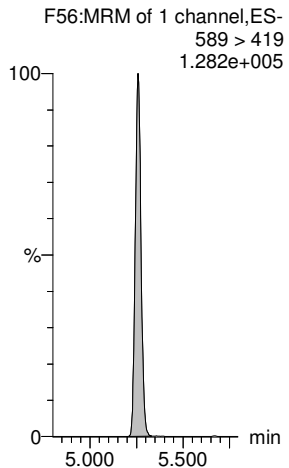
PFDS



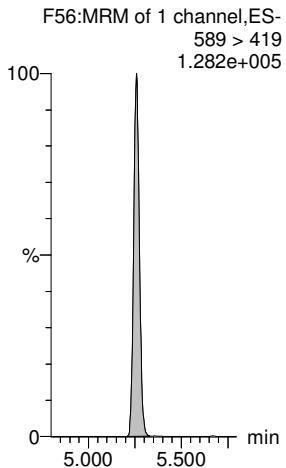
PFDoA



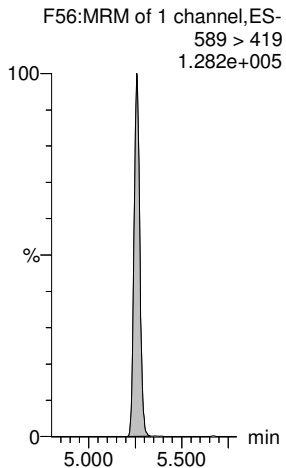
d5-N-EtFOSAA-EIS



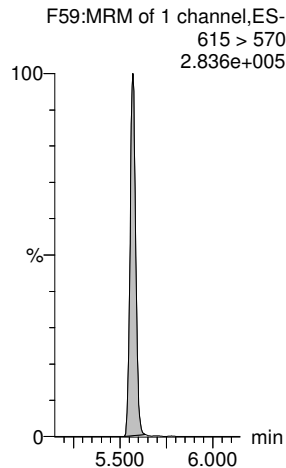
d5-N-EtFOSAA-EIS



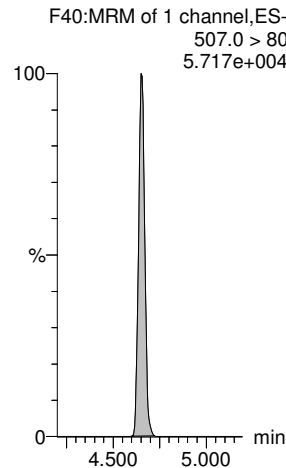
d5-N-EtFOSAA-EIS



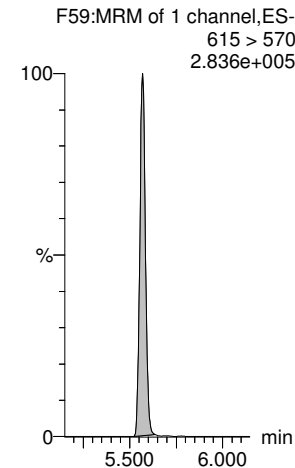
13C2-PFDoA-EIS



13C8-PFOS-EIS



13C2-PFDoA-EIS



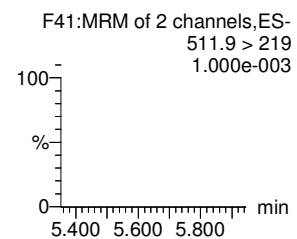
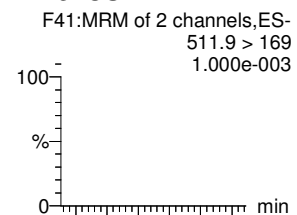
Dataset: Untitled

Last Altered: Thursday, May 20, 2021 17:17:39 Pacific Daylight Time

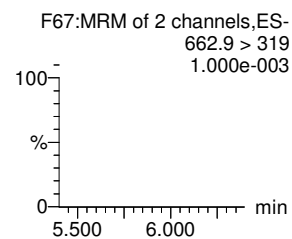
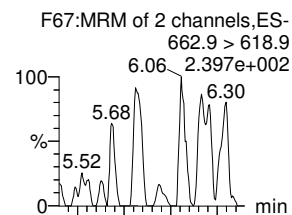
Printed: Thursday, May 20, 2021 17:18:03 Pacific Daylight Time

Name: 210515M2_61, Date: 16-May-2021, Time: 00:17:20, ID: 2105025-08 0.25023, Description: NH-12

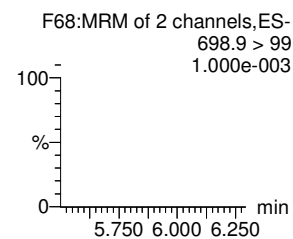
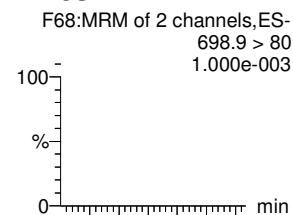
N-MeFOSA



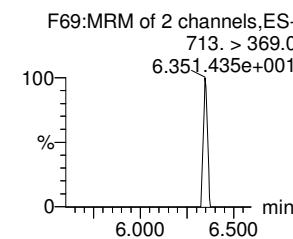
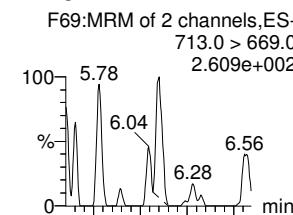
PFTrDA



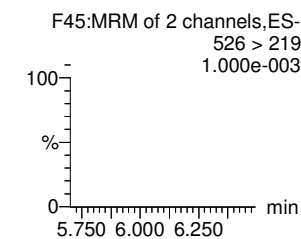
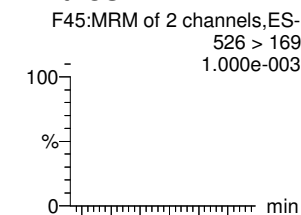
PFDoS



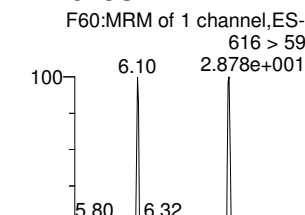
PFTeDA



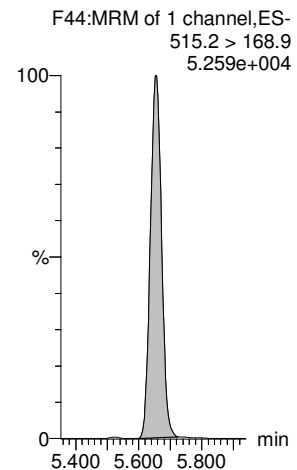
N-EtFOSA



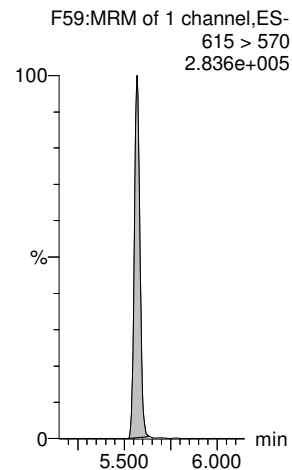
N-MeFOSE



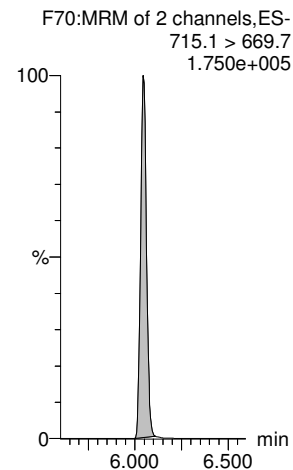
d3-N-MeFOSA-EIS



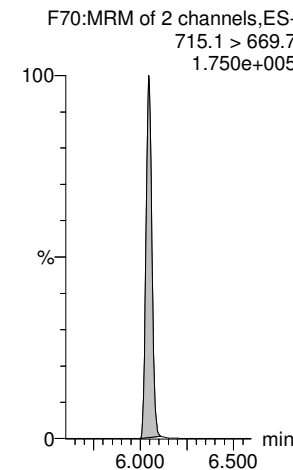
13C2-PFDoS-EIS



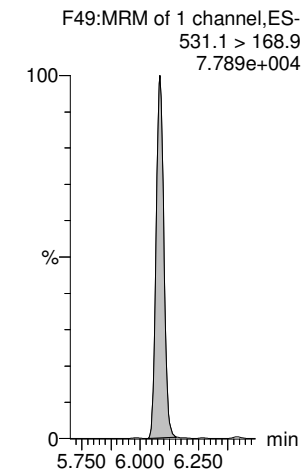
13C2-PFTeDA-EIS



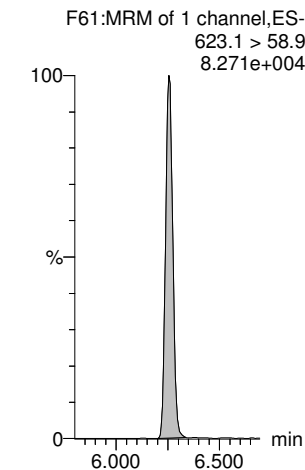
13C2-PFTeDA-EIS



d5-N-ETFOSE-EIS



d7-N-MeFOSE-EIS



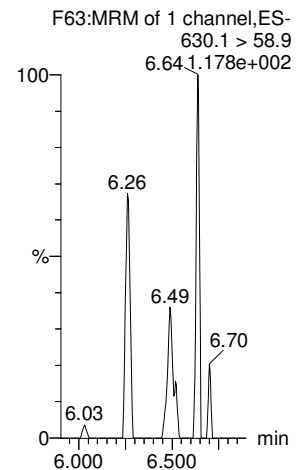
Dataset: Untitled

Last Altered: Thursday, May 20, 2021 17:17:39 Pacific Daylight Time

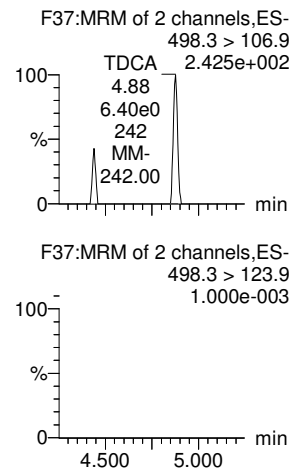
Printed: Thursday, May 20, 2021 17:18:03 Pacific Daylight Time

Name: 210515M2_61, Date: 16-May-2021, Time: 00:17:20, ID: 2105025-08 0.25023, Description: NH-12

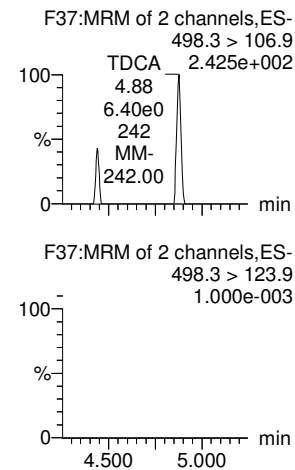
N-EtFOSE




TDCA



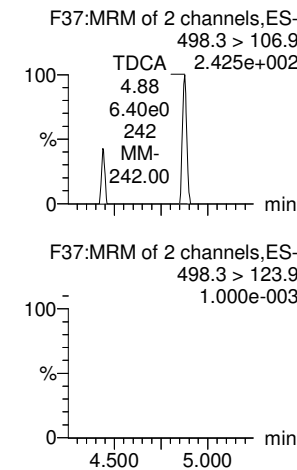
TDCA



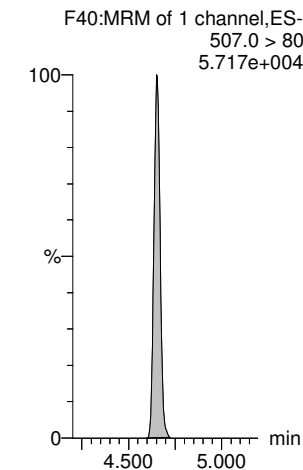
TDCA



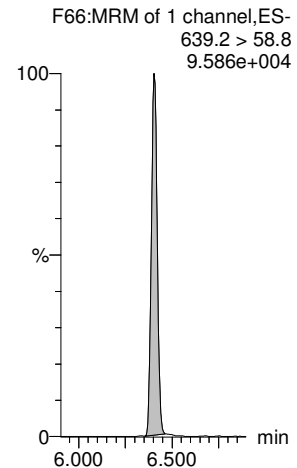
TDCA



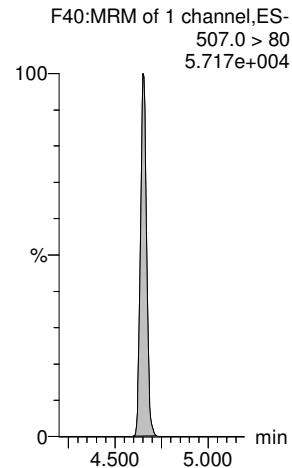
13C8-PFOS-EIS



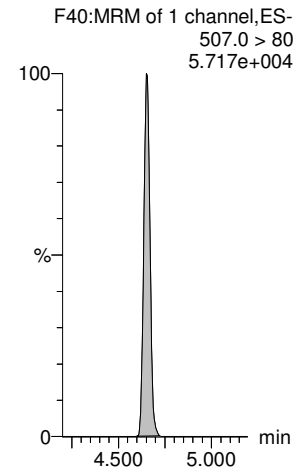
d9-N-EtFOSE-EIS



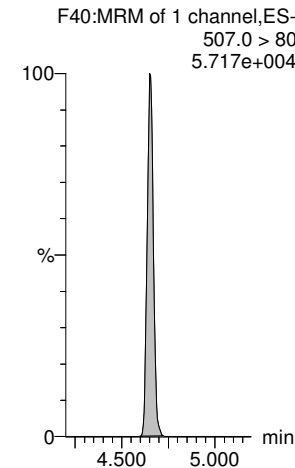
13C8-PFOS-EIS



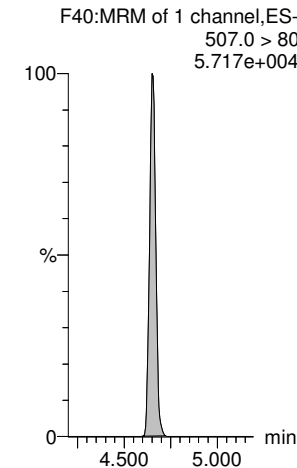
13C8-PFOS-EIS



13C8-PFOS-EIS



13C8-PFOS-EIS



Dataset: Untitled

Last Altered: Thursday, May 20, 2021 17:20:17 Pacific Daylight Time

Printed: Thursday, May 20, 2021 17:20:31 Pacific Daylight Time

Name: 210515M2_62, Date: 16-May-2021, Time: 00:27:42, ID: 2105025-09 0.25051, Description: NH-16

#	Name	Trace	Area	IS Area	wt/vol	Pred.RT	RT	Response	Std. Conc	Conc.	%Rec	Ion Ratio	Ratio Out?
1	1 PFBA	213.0 > 169.0		2.726e3	0.251	1.24							
2	5 PFPeA	263.1 > 218.9		3.212e3	0.251	2.19							
3	7 PFBS	299.0 > 79.7		9.175e2	0.251	2.48							YES
4	10 4:2 FTS	327.0 > 306.9		8.503e2	0.251	2.91							YES
5	11 PFHxA	313.0 > 269.0		5.201e3	0.251	3.00							YES
6	12 PFPeS	349.0 > 80.0		9.175e2	0.251	3.19							YES
7	51 13C3-PFBA-EIS	216.1 > 171.8	2.726e3		0.251	1.27	1.24	2726.193	12.5	46.080	92.3		
8	52 13C3-PFPeA-EIS	266.0 > 221.8	3.212e3		0.251	2.19	2.19	3211.531	12.5	42.419	85.0		
9	53 13C3-PFBS-EIS	302.0 > 98.9	9.175e2		0.251	2.48	2.48	917.466	12.5	42.468	85.1		
10	55 13C2-4:2 FTS-EIS	329 > 79.9	8.503e2		0.251	2.92	2.91	850.273	12.5	42.717	85.6		
11	56 13C2-PFHxA-EIS	315.0 > 270.0	5.201e3		0.251	3.01	3.00	5201.104	12.5	43.137	86.4		
12	53 13C3-PFBS-EIS	302.0 > 98.9	9.175e2		0.251	2.48	2.48	917.466	12.5	42.468	85.1		
13	-1												
14	13 HFPO-DA	284.9 > 168.9		2.470e2	0.251	3.21							YES
15	15 PFHpA	363.0 > 318.9		3.056e3	0.251	3.60							YES
16	17 L-PFHxS	399 > 80.0		1.882e3	0.251	3.75							YES
17	18 Br-PFHxS	399 > 80.0		1.882e3	0.251	3.60							YES
18	77 Total PFHxS	399 > 80	0.000e0		0.251	3.75		0.000					
19	16 ADONA	376.8 > 250.9		3.056e3	0.251	3.70							YES
20	54 13C3-HFPO-DA-EIS	287.0 > 169	2.470e2		0.251	3.21	3.21	247.040	12.5	50.874	102.0		
21	57 13C4-PFHpA-EIS	367.2 > 321.8	3.056e3		0.251	3.61	3.60	3055.831	12.5	43.106	86.4		
22	58 13C3-PFHxS-EIS	401.8 > 79.9	1.882e3		0.251	3.76	3.75	1881.988	12.5	46.493	93.2		
23	58 13C3-PFHxS-EIS	401.8 > 79.9	1.882e3		0.251	3.76	3.75	1881.988	12.5	46.493	93.2		
24	58 13C3-PFHxS-EIS	401.8 > 79.9	1.882e3		0.251	3.76	3.75	1881.988	12.5	46.493	93.2		
25	57 13C4-PFHpA-EIS	367.2 > 321.8	3.056e3		0.251	3.61	3.60	3055.831	12.5	43.106	86.4		
26	-1												
27	19 6:2 FTS	427 > 407.0		9.354e2	0.251	4.07							YES
28	23 PFHpS	448.9 > 80.0		2.158e3	0.251	4.24							YES
29	20 L-PFOA	412.8 > 368.9	1.514e2	6.730e3	0.251	4.13	4.13	0.281				8.930	YES
30	21 Br-PFOA	412.8 > 368.9		6.730e3	0.251	3.96							YES
31	78 Total PFOA	412.8 > 368.9	1.514e2		0.251	4.11		0.000					
32	25 PFNA	463.0 > 418.8		6.592e3	0.251	4.57							YES
33	59 13C2-6:2 FTS-EIS	429.0 > 79.9	9.354e2		0.251	4.07	4.07	935.430	12.5	41.198	82.6		
34	63 13C8-PFOS-EIS	507.0 > 80	2.158e3		0.251	4.66	4.66	2157.551	12.5	45.129	90.4		
35	62 13C2-PFOA-EIS	414.9 > 369.7	6.730e3		0.251	4.13	4.13	6729.915	12.5	44.780	89.7		
36	62 13C2-PFOA-EIS	414.9 > 369.7	6.730e3		0.251	4.13	4.13	6729.915	12.5	44.780	89.7		

Dataset: Untitled

Last Altered: Thursday, May 20, 2021 17:20:17 Pacific Daylight Time

Printed: Thursday, May 20, 2021 17:20:31 Pacific Daylight Time

Name: 210515M2_62, Date: 16-May-2021, Time: 00:27:42, ID: 2105025-09 0.25051, Description: NH-16

#	Name	Trace	Area	IS Area	wt/vol	Pred.RT	RT	Response	Std. Conc	Conc.	%Rec	Ion Ratio	Ratio Out?
37	62 13C2-PFOA-EIS	414.9 > 369.7	6.730e3		0.251	4.13	4.13	6729.915	12.5	44.780	89.7		
38	60 13C5-PFNA-EIS	468.2 > 422.9	6.592e3		0.251	4.58	4.57	6592.229	12.5	47.022	94.2		
39	-1												
40	27 L-PFOS	499 > 79.9		2.158e3	0.251	4.66							YES
41	28 Br-PFOS	499 > 79.9		2.158e3	0.251	4.47							YES
42	79 Total PFOS	499 > 79.9	0.000e0		0.251	4.69		0.000					
43	30 PFDA	513 > 468.8		6.559e3	0.251	4.95							YES
44	26 PFOSA	498.0 > 78.0	6.651e1	2.177e3	0.251	4.62	4.62	0.382		1.437		37.196	NO
45	29 9CI-PF3ONS	530.9>351		2.158e3	0.251	4.87							YES
46	63 13C8-PFOS-EIS	507.0 > 80	2.158e3		0.251	4.66	4.66	2157.551	12.5	45.129	90.4		
47	63 13C8-PFOS-EIS	507.0 > 80	2.158e3		0.251	4.66	4.66	2157.551	12.5	45.129	90.4		
48	63 13C8-PFOS-EIS	507.0 > 80	2.158e3		0.251	4.66	4.66	2157.551	12.5	45.129	90.4		
49	64 13C2-PFDA-EIS	515.1 > 469.9	6.559e3		0.251	4.96	4.95	6559.428	12.5	44.099	88.4		
50	61 13C8-PFOSA-EIS	506. > 78	2.177e3		0.251	4.63	4.62	2177.272	12.5	30.447	61.0		
51	63 13C8-PFOS-EIS	507.0 > 80	2.158e3		0.251	4.66	4.66	2157.551	12.5	45.129	90.4		
52	-1												
53	31 8:2 FTS	527 > 507.0		1.219e3	0.251	4.92							YES
54	32 PFNS	548.9 > 79.9		2.158e3	0.251	5.01							YES
55	37 PFUdA	563.0 > 518.9		9.293e3	0.251	5.28							YES
56	33 L-MeFOSAA	570 > 419		5.507e3	0.251	5.10							YES
57	34 Br-MeFOSAA	570. > 419		5.507e3	0.251	4.90							YES
58	80 Total N-MeFOSAA	570. > 419	0.000e0		0.251	5.11		0.000					
59	65 13C2-8:2 FTS-EIS	529 > 79.9	1.219e3		0.251	4.93	4.92	1219.232	12.5	42.368	84.9		
60	63 13C8-PFOS-EIS	507.0 > 80	2.158e3		0.251	4.66	4.66	2157.551	12.5	45.129	90.4		
61	67 13C2-PFUdA-EIS	565 > 519.8	9.293e3		0.251	5.29	5.28	9293.014	12.5	39.176	78.5		
62	66 d3-N-MeFOSAA-EIS	573 > 419	5.507e3		0.251	5.11	5.10	5507.428	12.5	39.589	79.3		
63	66 d3-N-MeFOSAA-EIS	573 > 419	5.507e3		0.251	5.11	5.10	5507.428	12.5	39.589	79.3		
64	66 d3-N-MeFOSAA-EIS	573 > 419	5.507e3		0.251	5.11	5.10	5507.428	12.5	39.589	79.3		
65	-1												
66	35 L-EtFOSAA	584 > 419		4.617e3	0.251	5.26							YES
67	36 Br-ETFOSAA	584 > 419		4.617e3	0.251	5.05							YES
68	81 Total N-EtFOSAA	584 > 419	0.000e0		0.251	5.27		0.000					
69	39 11Cl-PF3OUdS	630.9 > 450.9		1.075e4	0.251	5.50							YES
70	38 PFDS	599.0 > 80.0		2.158e3	0.251	5.32							YES
71	41 PFDoA	612.9 > 569.0		1.075e4	0.251	5.57							YES
72	68 d5-N-EtFOSAA-EIS	589 > 419	4.617e3		0.251	5.27	5.26	4617.124	12.5	39.234	78.6		

Dataset: Untitled

Last Altered: Thursday, May 20, 2021 17:20:17 Pacific Daylight Time
 Printed: Thursday, May 20, 2021 17:20:31 Pacific Daylight Time

Name: 210515M2_62, Date: 16-May-2021, Time: 00:27:42, ID: 2105025-09 0.25051, Description: NH-16

	# Name	Trace	Area	IS Area	wt/vol	Pred.RT	RT	Response	Std. Conc	Conc.	%Rec	Ion Ratio	Ratio Out?
73	68 d5-N-EtFOSAA-EIS	589 > 419	4.617e3		0.251	5.27	5.26	4617.124	12.5	39.234	78.6		
74	68 d5-N-EtFOSAA-EIS	589 > 419	4.617e3		0.251	5.27	5.26	4617.124	12.5	39.234	78.6		
75	69 13C2-PFDoA-EIS	615 > 570	1.075e4		0.251	5.58	5.57	10745.665	12.5	39.304	78.8		
76	63 13C8-PFOS-EIS	507.0 > 80	2.158e3		0.251	4.66	4.66	2157.551	12.5	45.129	90.4		
77	69 13C2-PFDoA-EIS	615 > 570	1.075e4		0.251	5.58	5.57	10745.665	12.5	39.304	78.8		
78	-1												
79	42 N-MeFOSA	511.9 > 169		2.402e3	0.251	5.64							YES
80	43 PFTTrDA	662.9 > 618.9		1.075e4	0.251	5.83							YES
81	44 PFDoS	698.9 > 80		6.789e3	0.251	5.86							YES
82	45 PFTeDA	713.0 > 669.0		6.789e3	0.251	6.05							YES
83	46 N-EtFOSA	526 > 169		3.174e3	0.251	6.06							YES
84	49 N-MeFOSE	616 > 59		3.470e3	0.251	6.26							
85	71 d3-N-MeFOSA-EIS	515.2 > 168.9	2.402e3		0.251	5.66	5.66	2401.867	149.2	128.839	21.6		
86	69 13C2-PFDoA-EIS	615 > 570	1.075e4		0.251	5.58	5.57	10745.665	12.5	39.304	78.8		
87	72 13C2-PFTeDA-EIS	715.1 > 669.7	6.789e3		0.251	6.06	6.05	6788.702	12.5	38.279	76.7		
88	72 13C2-PFTeDA-EIS	715.1 > 669.7	6.789e3		0.251	6.06	6.05	6788.702	12.5	38.279	76.7		
89	73 d5-N-ETFOSA-EIS	531.1 > 168.9	3.174e3		0.251	6.09	6.08	3174.036	149.2	129.914	21.8		
90	75 d7-N-MeFOSE-EIS	623.1 > 58.9	3.470e3		0.251	6.26	6.26	3469.822	149.2	286.627	48.1		
91	-1												
92	50 N-EtFOSE	630.1 > 58.9		4.080e3	0.251	6.41							
93	82 TDCA	498.3>106.9			0.251	4.91							YES
94	82 TDCA	498.3>106.9			0.251	4.91							YES
95	82 TDCA	498.3>106.9			0.251	4.91							YES
96	82 TDCA	498.3>106.9			0.251	4.91							YES
97	63 13C8-PFOS-EIS	507.0 > 80	2.158e3		0.251	4.66	4.66	2157.551	12.5	45.129	90.4		
98	76 d9-N-EtFOSE-EIS	639.2 > 58.8	4.080e3		0.251	6.41	6.41	4080.375	149.2	292.663	49.1		
99	63 13C8-PFOS-EIS	507.0 > 80	2.158e3		0.251	4.66	4.66	2157.551	12.5	45.129	90.4		
100	63 13C8-PFOS-EIS	507.0 > 80	2.158e3		0.251	4.66	4.66	2157.551	12.5	45.129	90.4		
101	63 13C8-PFOS-EIS	507.0 > 80	2.158e3		0.251	4.66	4.66	2157.551	12.5	45.129	90.4		
102	63 13C8-PFOS-EIS	507.0 > 80	2.158e3		0.251	4.66	4.66	2157.551	12.5	45.129	90.4		

Dataset: Untitled

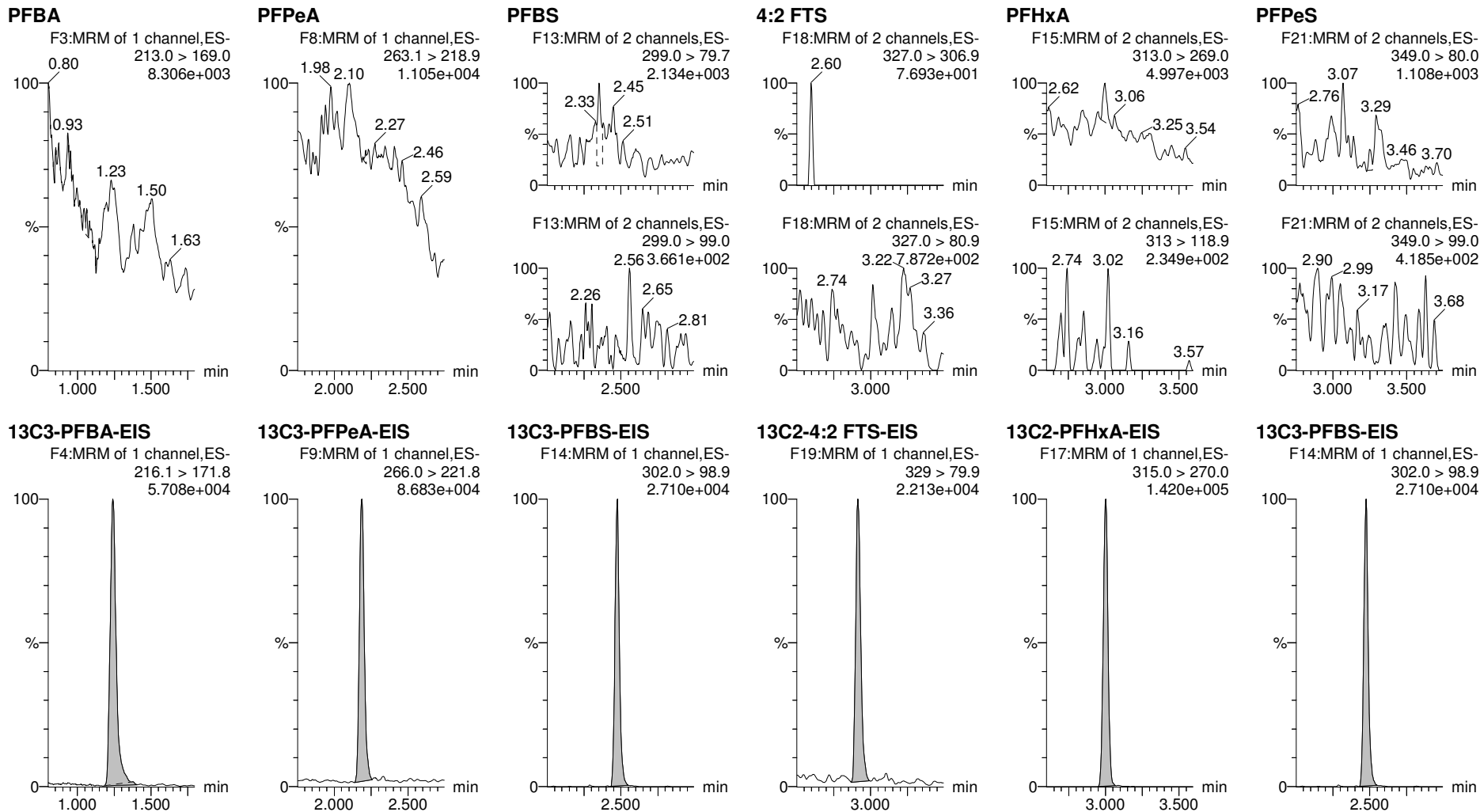
Last Altered: Thursday, May 20, 2021 17:20:17 Pacific Daylight Time

Printed: Thursday, May 20, 2021 17:20:31 Pacific Daylight Time

Method: Z:\Projects\PFAS.PRO\MethDB\PFAS_FULL_80C_051521.mdb 17 May 2021 08:41:05

Calibration: Z:\Projects\PFAS.PRO\CurveDB\C18_VAL-PFAS_Q4_05-15-21.cdb 17 May 2021 09:24:52

Name: 210515M2_62, Date: 16-May-2021, Time: 00:27:42, ID: 2105025-09 0.25051, Description: NH-16

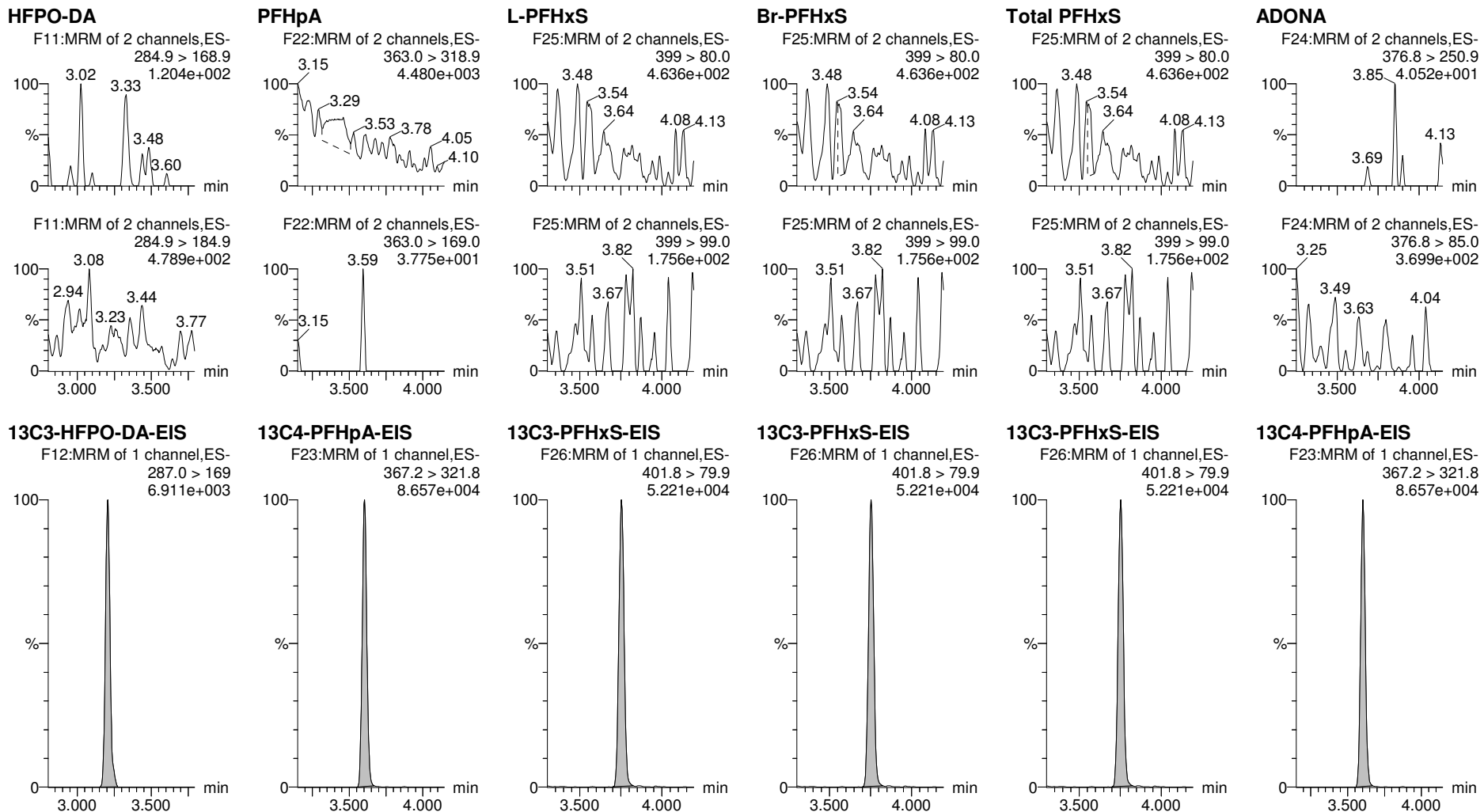


Dataset: Untitled

Last Altered: Thursday, May 20, 2021 17:20:17 Pacific Daylight Time

Printed: Thursday, May 20, 2021 17:20:31 Pacific Daylight Time

Name: 210515M2_62, Date: 16-May-2021, Time: 00:27:42, ID: 2105025-09 0.25051, Description: NH-16



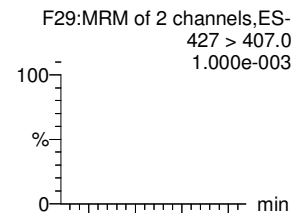
Dataset: Untitled

Last Altered: Thursday, May 20, 2021 17:20:17 Pacific Daylight Time

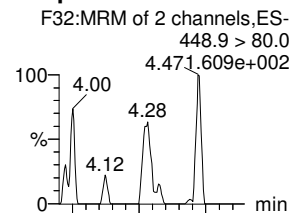
Printed: Thursday, May 20, 2021 17:20:31 Pacific Daylight Time

Name: 210515M2_62, Date: 16-May-2021, Time: 00:27:42, ID: 2105025-09 0.25051, Description: NH-16

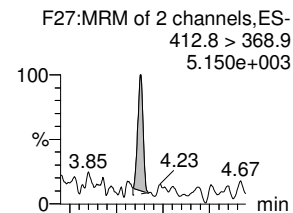
6:2 FTS



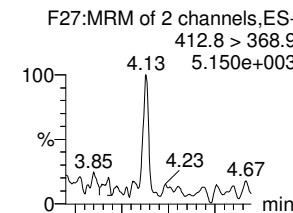
PFHps



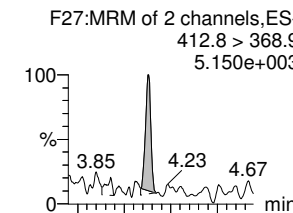
L-PFOA



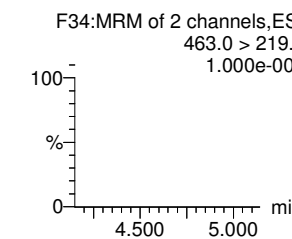
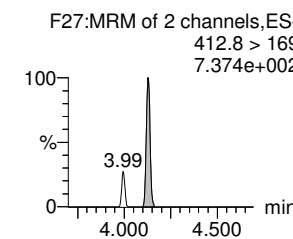
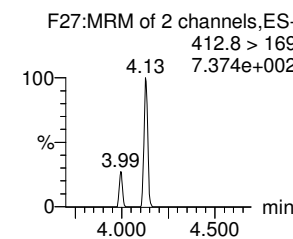
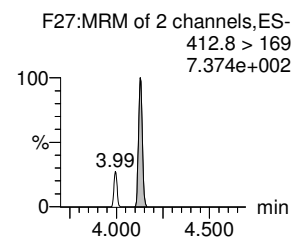
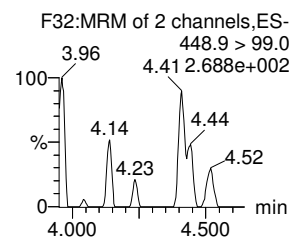
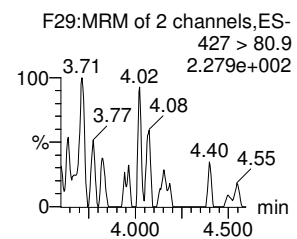
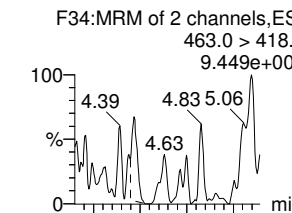
Br-PFOA



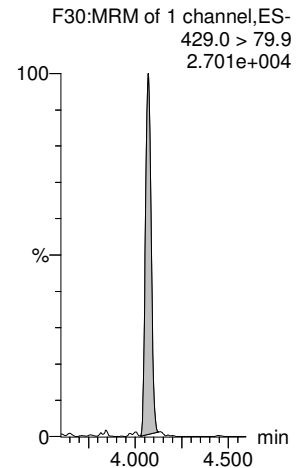
Total PFOA



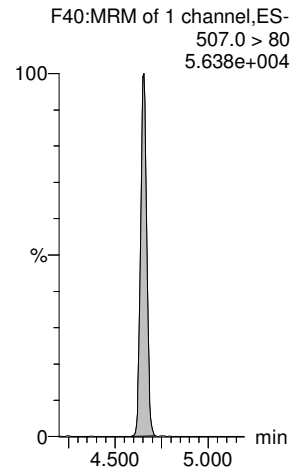
PFNA



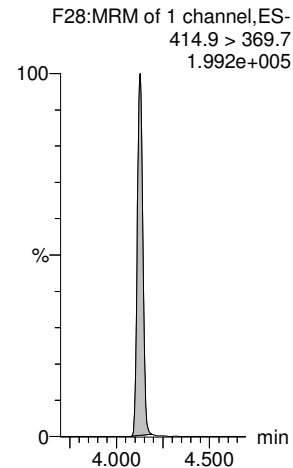
13C2-6:2 FTS-EIS



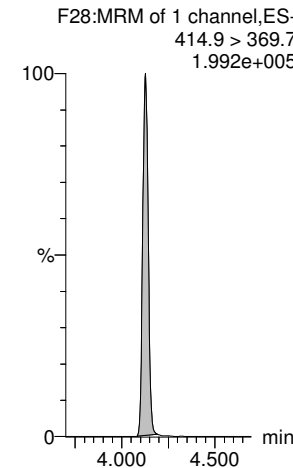
13C8-PFOS-EIS



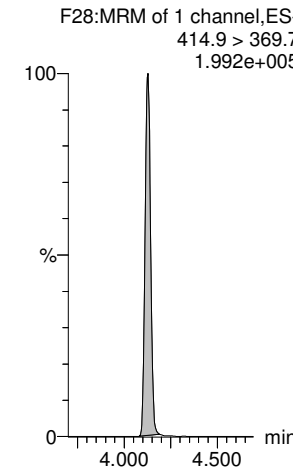
13C2-PFOA-EIS



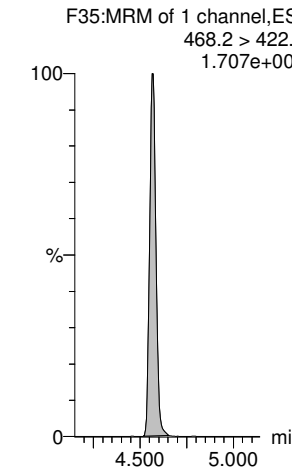
13C2-PFOA-EIS



13C2-PFOA-EIS



13C5-PFNA-EIS



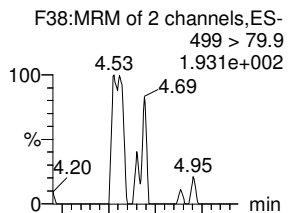
Dataset: Untitled

Last Altered: Thursday, May 20, 2021 17:20:17 Pacific Daylight Time

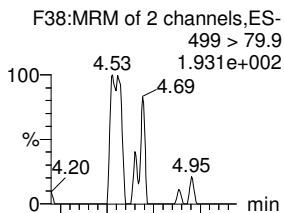
Printed: Thursday, May 20, 2021 17:20:31 Pacific Daylight Time

Name: 210515M2_62, Date: 16-May-2021, Time: 00:27:42, ID: 2105025-09 0.25051, Description: NH-16

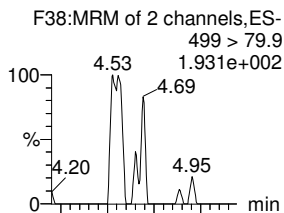
L-PFOS



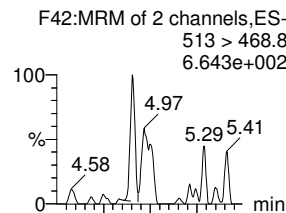
Br-PFOS



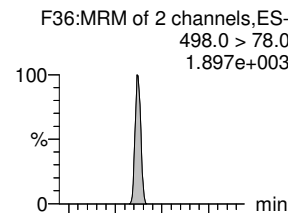
Total PFOS



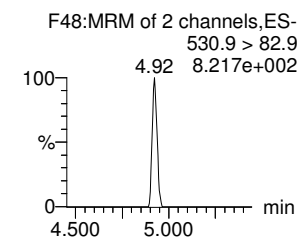
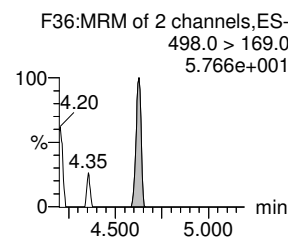
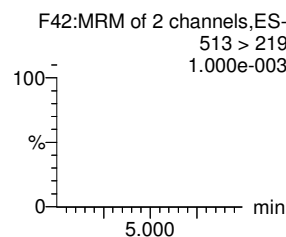
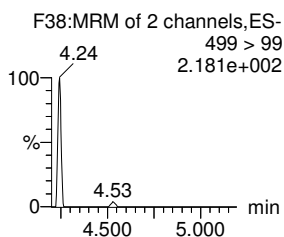
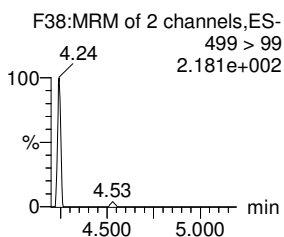
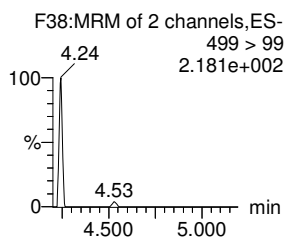
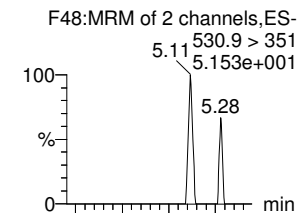
PFDA



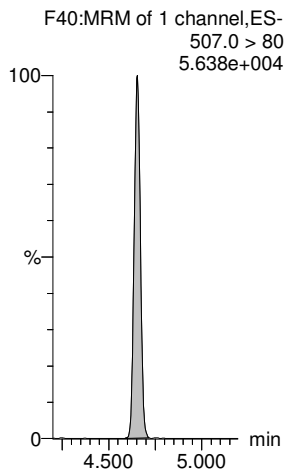
PFOSA



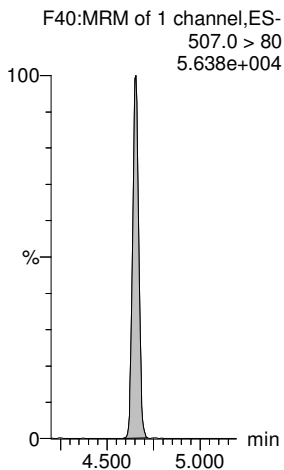
9CI-PF3ONS



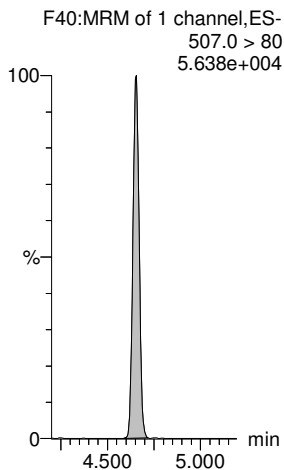
13C8-PFOS-EIS



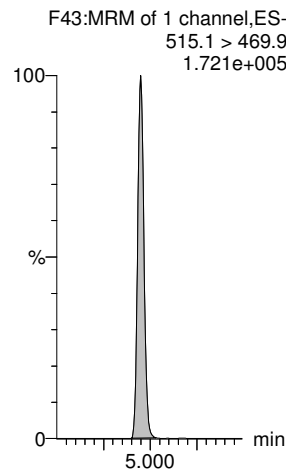
13C8-PFOS-EIS



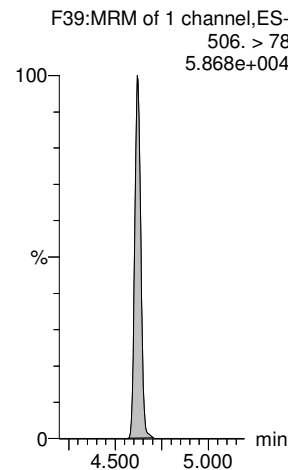
13C8-PFOS-EIS



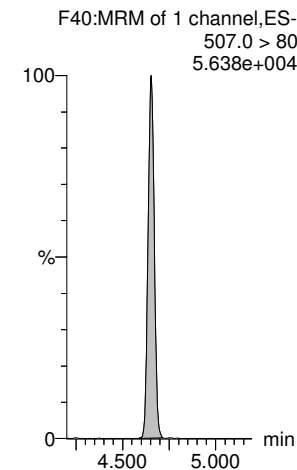
13C2-PFDA-EIS



13C8-PFOSA-EIS



13C8-PFOS-EIS

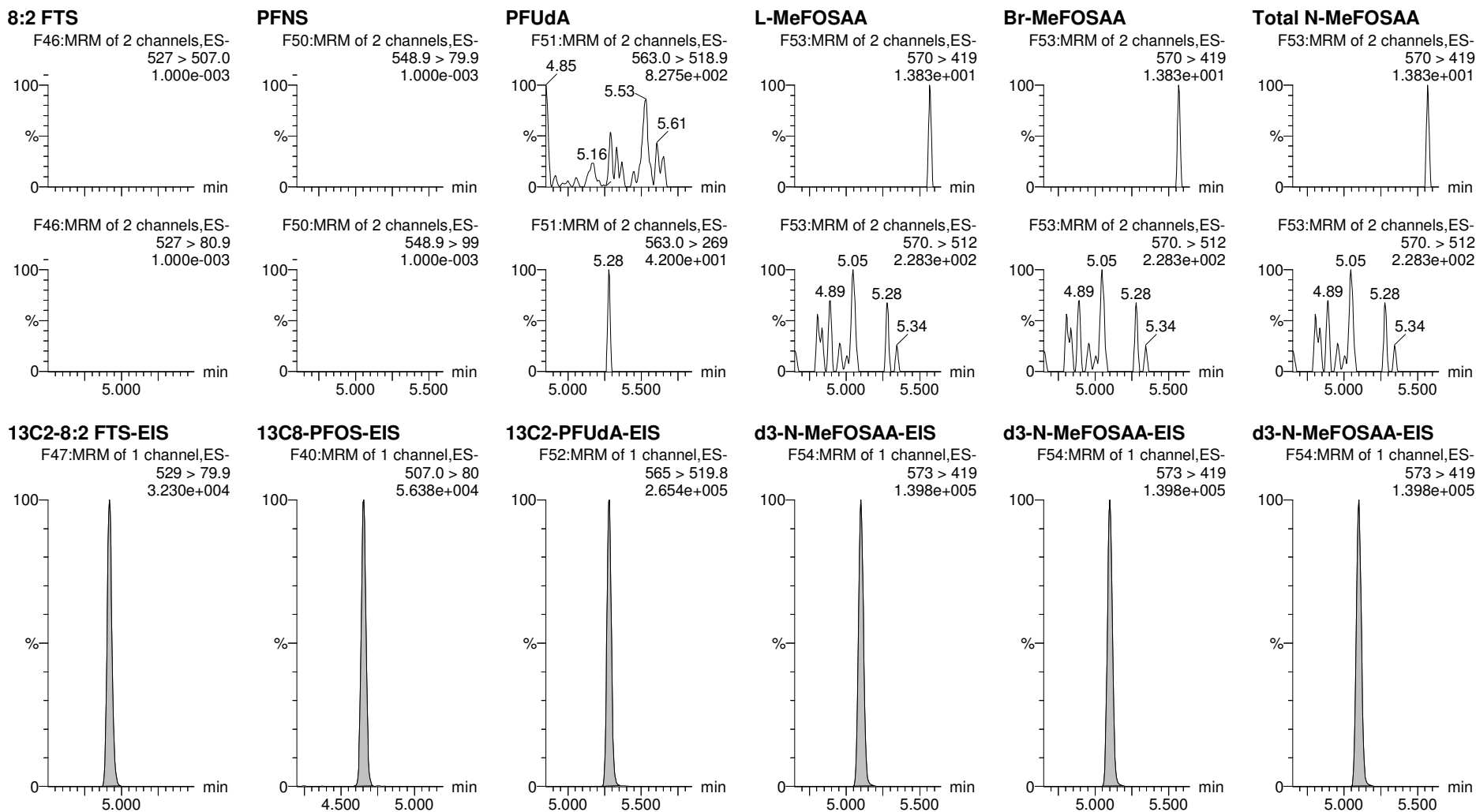


Dataset: Untitled

Last Altered: Thursday, May 20, 2021 17:20:17 Pacific Daylight Time

Printed: Thursday, May 20, 2021 17:20:31 Pacific Daylight Time

Name: 210515M2_62, Date: 16-May-2021, Time: 00:27:42, ID: 2105025-09 0.25051, Description: NH-16



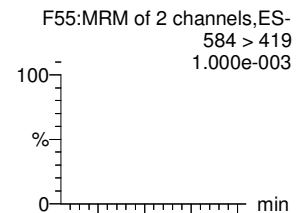
Dataset: Untitled

Last Altered: Thursday, May 20, 2021 17:20:17 Pacific Daylight Time

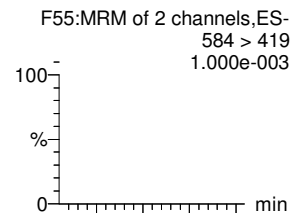
Printed: Thursday, May 20, 2021 17:20:31 Pacific Daylight Time

Name: 210515M2_62, Date: 16-May-2021, Time: 00:27:42, ID: 2105025-09 0.25051, Description: NH-16

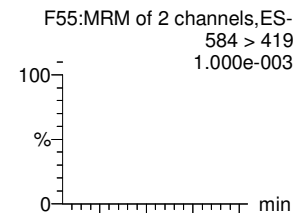
L-EtFOSAA



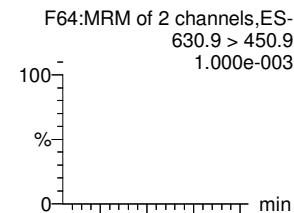
Br-ETFOSAA



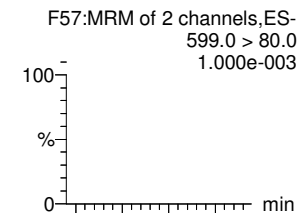
Total N-EtFOSAA



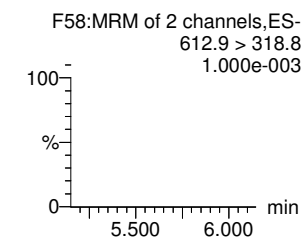
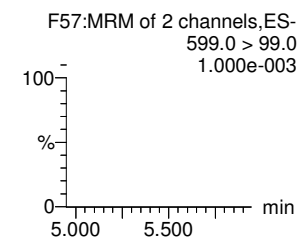
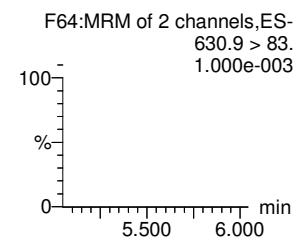
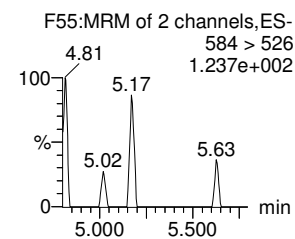
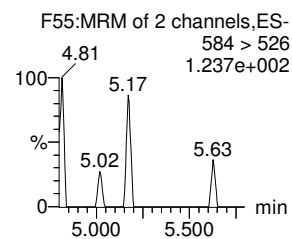
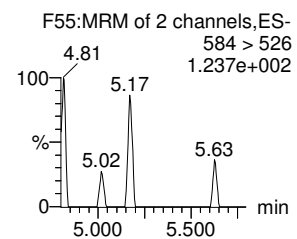
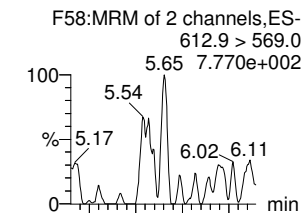
11Cl-PF3OUdS



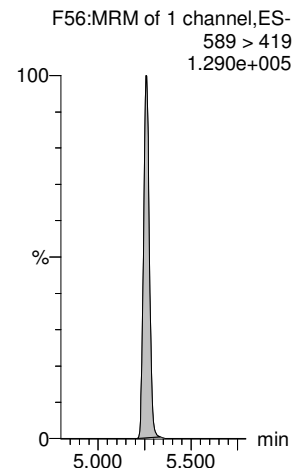
PFDS



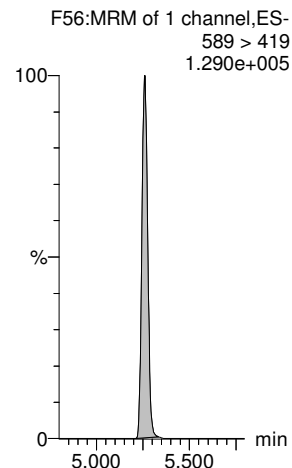
PFDoA



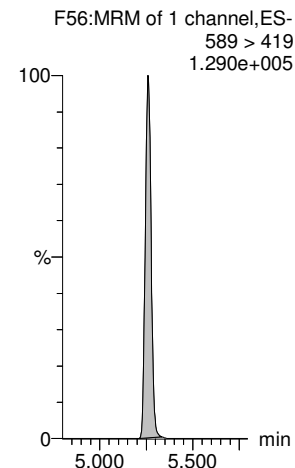
d5-N-EtFOSAA-EIS



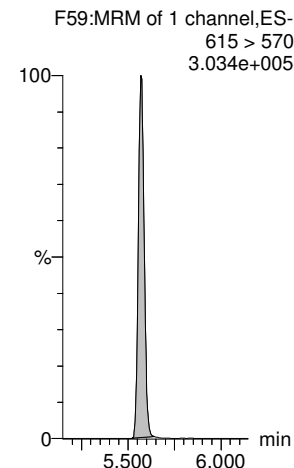
d5-N-EtFOSAA-EIS



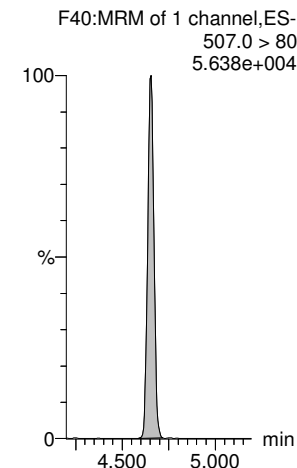
d5-N-EtFOSAA-EIS



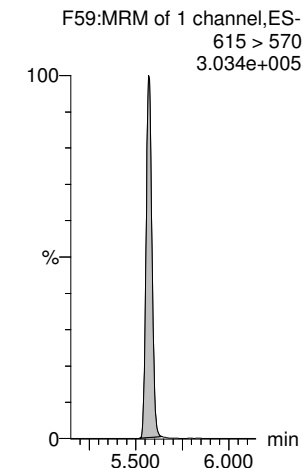
13C2-PFDoA-EIS



13C8-PFOS-EIS



13C2-PFDoA-EIS



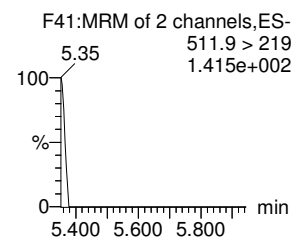
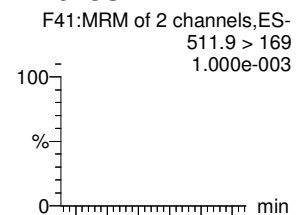
Dataset: Untitled

Last Altered: Thursday, May 20, 2021 17:20:17 Pacific Daylight Time

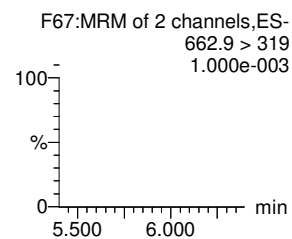
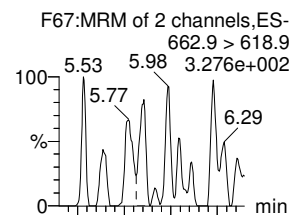
Printed: Thursday, May 20, 2021 17:20:31 Pacific Daylight Time

Name: 210515M2_62, Date: 16-May-2021, Time: 00:27:42, ID: 2105025-09 0.25051, Description: NH-16

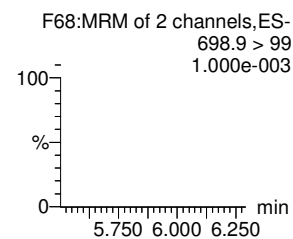
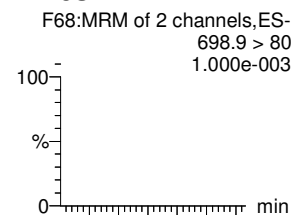
N-MeFOSA



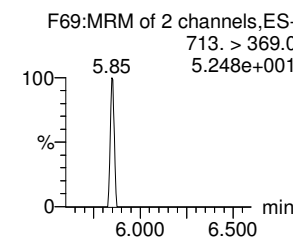
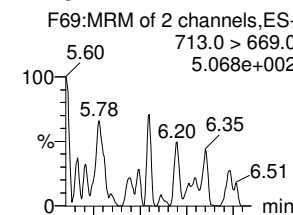
PFTrDA



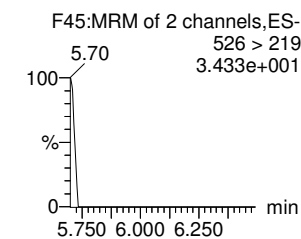
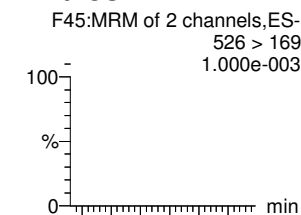
PFDoS



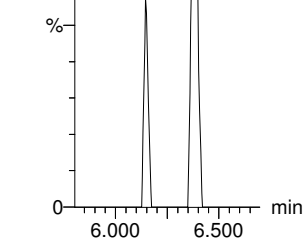
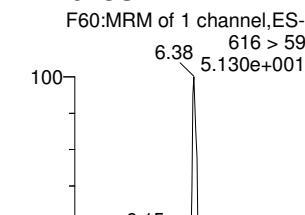
PFTeDA



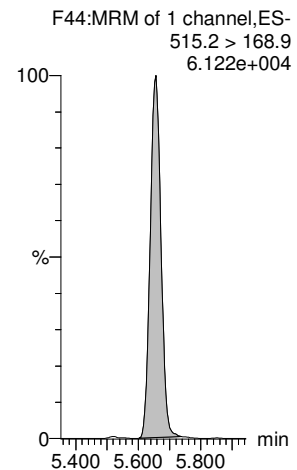
N-EtFOSA



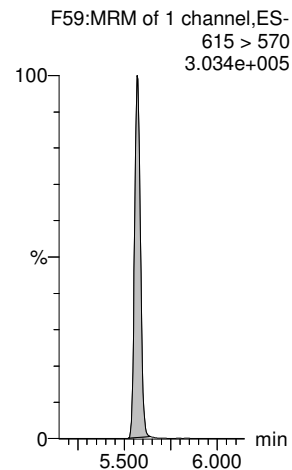
N-MeFOSE



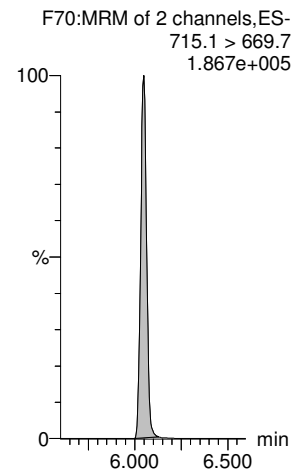
d3-N-MeFOSA-EIS



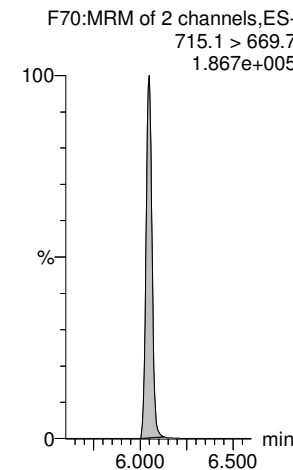
13C2-PFDoS-EIS



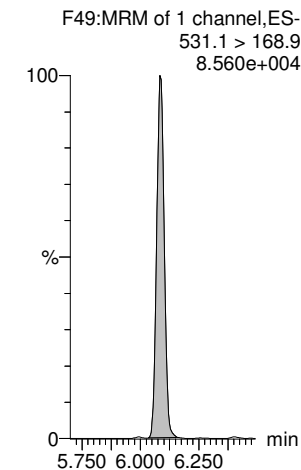
13C2-PFTeDA-EIS



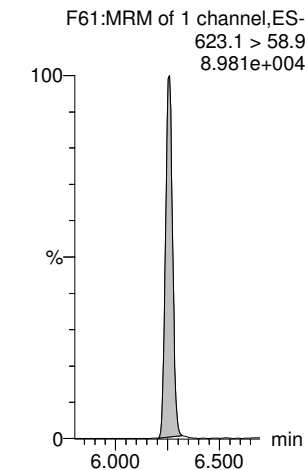
13C2-PFTeDA-EIS



d5-N-ETFOSE-EIS



d7-N-MeFOSE-EIS



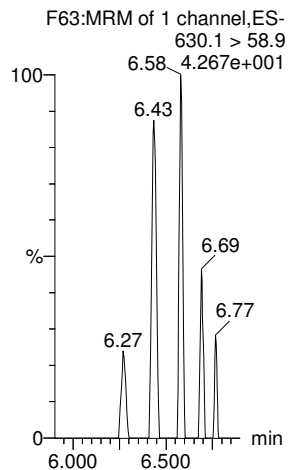
Dataset: Untitled

Last Altered: Thursday, May 20, 2021 17:20:17 Pacific Daylight Time

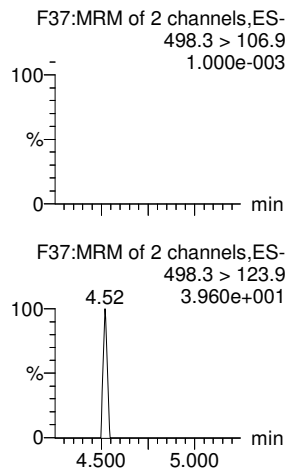
Printed: Thursday, May 20, 2021 17:20:31 Pacific Daylight Time

Name: 210515M2_62, Date: 16-May-2021, Time: 00:27:42, ID: 2105025-09 0.25051, Description: NH-16

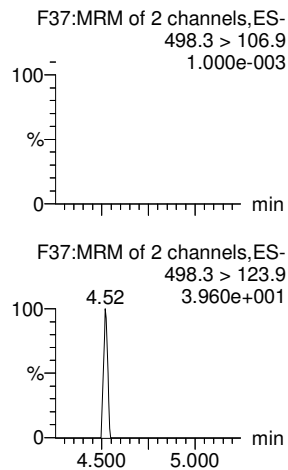
N-EtFOSE



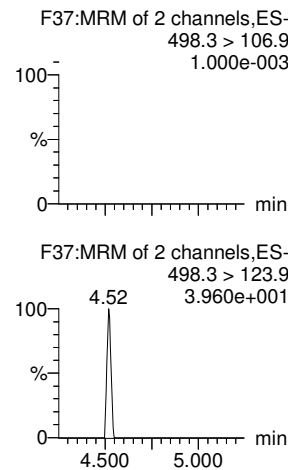
TDCA



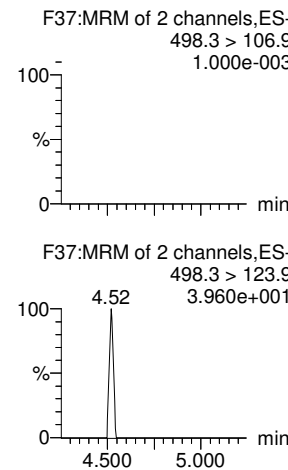
TDCA



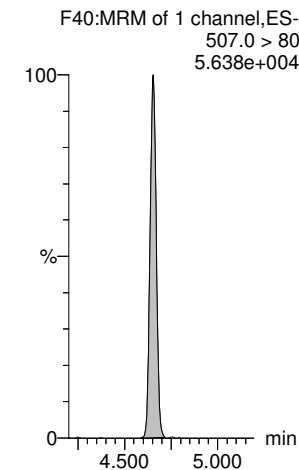
TDCA



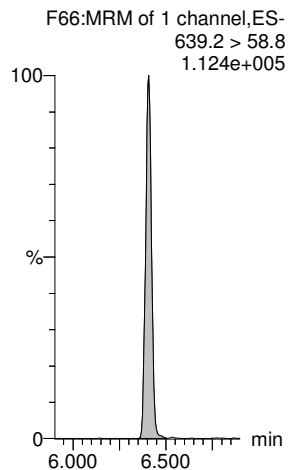
TDCA



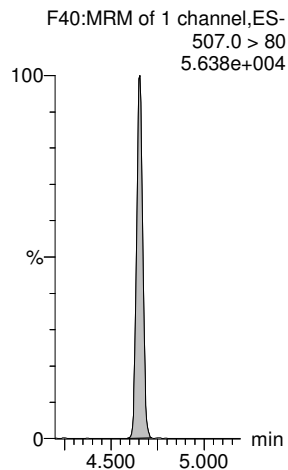
13C8-PFOS-EIS



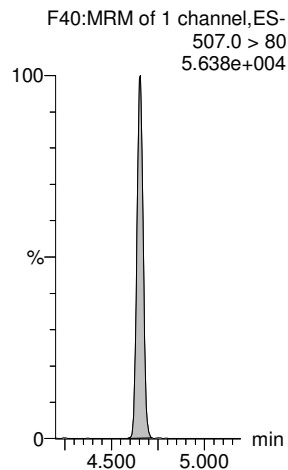
d9-N-EtFOSE-EIS



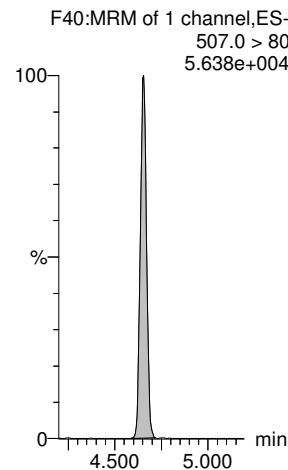
13C8-PFOS-EIS



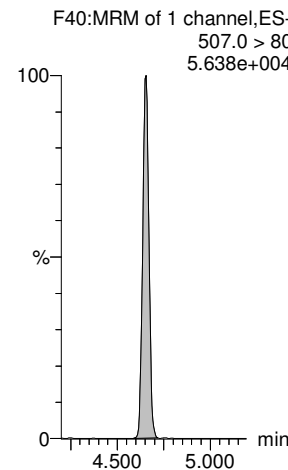
13C8-PFOS-EIS



13C8-PFOS-EIS



13C8-PFOS-EIS



Dataset: Untitled

Last Altered: Thursday, May 20, 2021 17:24:36 Pacific Daylight Time

Printed: Thursday, May 20, 2021 17:24:49 Pacific Daylight Time

Name: 210515M2_63, Date: 16-May-2021, Time: 00:38:05, ID: 2105025-10 0.24796, Description: NH-37

#	Name	Trace	Area	IS Area	wt/vol	Pred.RT	RT	Response	Std. Conc	Conc.	%Rec	Ion Ratio	Ratio Out?
1	1 PFBA	213.0 > 169.0	4.218e2	2.743e3	0.248	1.24	1.25	1.923		5.587			
2	5 PFPeA	263.1 > 218.9		3.328e3	0.248	2.19							
3	7 PFBS	299.0 > 79.7	5.679e1	9.096e2	0.248	2.48	2.48	0.780		1.712		3.481	NO
4	10 4:2 FTS	327.0 > 306.9		8.593e2	0.248	2.92							YES
5	11 PFHxA	313.0 > 269.0	2.156e2	5.361e3	0.248	3.00	3.00	0.503		1.074		30.222	YES
6	12 PFPeS	349.0 > 80.0		9.096e2	0.248	3.20							YES
7	51 13C3-PFBA-EIS	216.1 > 171.8	2.743e3		0.248	1.27	1.24	2742.538	12.5	46.833	92.9		
8	52 13C3-PFPeA-EIS	266.0 > 221.8	3.328e3		0.248	2.19	2.19	3327.693	12.5	44.405	88.1		
9	53 13C3-PFBS-EIS	302.0 > 98.9	9.096e2		0.248	2.48	2.48	909.563	12.5	42.535	84.4		
10	55 13C2-4:2 FTS-EIS	329 > 79.9	8.593e2		0.248	2.92	2.92	859.297	12.5	43.614	86.5		
11	56 13C2-PFHxA-EIS	315.0 > 270.0	5.361e3		0.248	3.01	3.00	5360.622	12.5	44.917	89.1		
12	53 13C3-PFBS-EIS	302.0 > 98.9	9.096e2		0.248	2.48	2.48	909.563	12.5	42.535	84.4		
13	-1												
14	13 HFPO-DA	284.9 > 168.9		1.971e2	0.248	3.21							YES
15	15 PFHpA	363.0 > 318.9		2.904e3	0.248	3.60							YES
16	17 L-PFHxS	399 > 80.0	5.560e1	1.768e3	0.248	3.75	3.76	0.393		1.368		1.774	NO
17	18 Br-PFHxS	399 > 80.0		1.768e3	0.248	3.60							YES
18	77 Total PFHxS	399 > 80	5.560e1		0.248	3.75		0.393		1.368			
19	16 ADONA	376.8 > 250.9		2.904e3	0.248	3.70							YES
20	54 13C3-HFPO-DA-EIS	287.0 > 169	1.971e2		0.248	3.21	3.21	197.141	12.5	41.016	81.4		
21	57 13C4-PFHpA-EIS	367.2 > 321.8	2.904e3		0.248	3.61	3.60	2903.706	12.5	41.381	82.1		
22	58 13C3-PFHxS-EIS	401.8 > 79.9	1.768e3		0.248	3.76	3.75	1767.972	12.5	44.126	87.5		
23	58 13C3-PFHxS-EIS	401.8 > 79.9	1.768e3		0.248	3.76	3.75	1767.972	12.5	44.126	87.5		
24	58 13C3-PFHxS-EIS	401.8 > 79.9	1.768e3		0.248	3.76	3.75	1767.972	12.5	44.126	87.5		
25	57 13C4-PFHpA-EIS	367.2 > 321.8	2.904e3		0.248	3.61	3.60	2903.706	12.5	41.381	82.1		
26	-1												
27	19 6:2 FTS	427 > 407.0		9.788e2	0.248	4.07							YES
28	23 PFHpS	448.9 > 80.0		2.058e3	0.248	4.24							YES
29	20 L-PFOA	412.8 > 368.9	7.144e2	6.453e3	0.248	4.13	4.13	1.384		3.092		3.780	NO
30	21 Br-PFOA	412.8 > 368.9	1.670e2	6.453e3	0.248	3.96	4.00	0.323				2.931	NO
31	78 Total PFOA	412.8 > 368.9	8.813e2		0.248	4.11		1.384		3.092			
32	25 PFNA	463.0 > 418.8		6.238e3	0.248	4.57							YES
33	59 13C2-6:2 FTS-EIS	429.0 > 79.9	9.788e2		0.248	4.07	4.07	978.811	12.5	43.551	86.4		
34	63 13C8-PFOS-EIS	507.0 > 80	2.058e3		0.248	4.66	4.66	2057.892	12.5	43.487	86.3		
35	62 13C2-PFOA-EIS	414.9 > 369.7	6.453e3		0.248	4.13	4.13	6453.131	12.5	43.379	86.1		
36	62 13C2-PFOA-EIS	414.9 > 369.7	6.453e3		0.248	4.13	4.13	6453.131	12.5	43.379	86.1		

Dataset: Untitled

Last Altered: Thursday, May 20, 2021 17:24:36 Pacific Daylight Time
 Printed: Thursday, May 20, 2021 17:24:49 Pacific Daylight Time

Name: 210515M2_63, Date: 16-May-2021, Time: 00:38:05, ID: 2105025-10 0.24796, Description: NH-37

#	Name	Trace	Area	IS Area	wt/vol	Pred.RT	RT	Response	Std. Conc	Conc.	%Rec	Ion Ratio	Ratio Out?
37	62 13C2-PFOA-EIS	414.9 > 369.7	6.453e3		0.248	4.13	4.13	6453.131	12.5	43.379	86.1		
38	60 13C5-PFNA-EIS	468.2 > 422.9	6.238e3		0.248	4.58	4.57	6237.855	12.5	44.952	89.2		
39	-1												
40	27 L-PFOS	499 > 79.9		2.058e3	0.248	4.66							YES
41	28 Br-PFOS	499 > 79.9		2.058e3	0.248	4.47							YES
42	79 Total PFOS	499 > 79.9	0.000e0		0.248	4.69		0.000					
43	30 PFDA	513 > 468.8		6.271e3	0.248	4.95							YES
44	26 PFOSA	498.0 > 78.0	1.558e2	1.996e3	0.248	4.62	4.62	0.976		4.154		18.501	NO
45	29 9CI-PF3ONS	530.9>351		2.058e3	0.248	4.87							YES
46	63 13C8-PFOS-EIS	507.0 > 80	2.058e3		0.248	4.66	4.66	2057.892	12.5	43.487	86.3		
47	63 13C8-PFOS-EIS	507.0 > 80	2.058e3		0.248	4.66	4.66	2057.892	12.5	43.487	86.3		
48	63 13C8-PFOS-EIS	507.0 > 80	2.058e3		0.248	4.66	4.66	2057.892	12.5	43.487	86.3		
49	64 13C2-PFDA-EIS	515.1 > 469.9	6.271e3		0.248	4.96	4.95	6270.979	12.5	42.593	84.5		
50	61 13C8-PFOSA-EIS	506. > 78	1.996e3		0.248	4.63	4.62	1995.623	12.5	28.194	55.9		
51	63 13C8-PFOS-EIS	507.0 > 80	2.058e3		0.248	4.66	4.66	2057.892	12.5	43.487	86.3		
52	-1												
53	31 8:2 FTS	527 > 507.0		1.068e3	0.248	4.92							YES
54	32 PFNS	548.9 > 79.9		2.058e3	0.248	5.01							YES
55	37 PFUdA	563.0 > 518.9		9.524e3	0.248	5.28							YES
56	33 L-MeFOSAA	570 > 419		5.619e3	0.248	5.10							YES
57	34 Br-MeFOSAA	570. > 419		5.619e3	0.248	4.90							YES
58	80 Total N-MeFOSAA	570. > 419	0.000e0		0.248	5.11		0.000					
59	65 13C2-8:2 FTS-EIS	529 > 79.9	1.068e3		0.248	4.93	4.92	1067.827	12.5	37.488	74.4		
60	63 13C8-PFOS-EIS	507.0 > 80	2.058e3		0.248	4.66	4.66	2057.892	12.5	43.487	86.3		
61	67 13C2-PFUdA-EIS	565 > 519.8	9.524e3		0.248	5.29	5.28	9524.215	12.5	40.564	80.5		
62	66 d3-N-MeFOSAA-EIS	573 > 419	5.619e3		0.248	5.11	5.10	5618.642	12.5	40.803	80.9		
63	66 d3-N-MeFOSAA-EIS	573 > 419	5.619e3		0.248	5.11	5.10	5618.642	12.5	40.803	80.9		
64	66 d3-N-MeFOSAA-EIS	573 > 419	5.619e3		0.248	5.11	5.10	5618.642	12.5	40.803	80.9		
65	-1												
66	35 L-EtFOSAA	584 > 419		4.749e3	0.248	5.26							YES
67	36 Br-ETFOSAA	584 > 419		4.749e3	0.248	5.05							YES
68	81 Total N-EtFOSAA	584 > 419	0.000e0		0.248	5.27		0.000					
69	39 11CI-PF3OUdS	630.9 > 450.9		1.128e4	0.248	5.50							YES
70	38 PFDS	599.0 > 80.0		2.058e3	0.248	5.32							YES
71	41 PFDoA	612.9 > 569.0		1.128e4	0.248	5.57							YES
72	68 d5-N-EtFOSAA-EIS	589 > 419	4.749e3		0.248	5.27	5.26	4749.331	12.5	40.772	80.9		

Dataset: Untitled

Last Altered: Thursday, May 20, 2021 17:24:36 Pacific Daylight Time

Printed: Thursday, May 20, 2021 17:24:49 Pacific Daylight Time

Name: 210515M2_63, Date: 16-May-2021, Time: 00:38:05, ID: 2105025-10 0.24796, Description: NH-37

	# Name	Trace	Area	IS Area	wt/vol	Pred.RT	RT	Response	Std. Conc	Conc.	%Rec	Ion Ratio	Ratio Out?
73	68 d5-N-EtFOSAA-EIS	589 > 419	4.749e3		0.248	5.27	5.26	4749.331	12.5	40.772	80.9		
74	68 d5-N-EtFOSAA-EIS	589 > 419	4.749e3		0.248	5.27	5.26	4749.331	12.5	40.772	80.9		
75	69 13C2-PFDoA-EIS	615 > 570	1.128e4		0.248	5.58	5.57	11277.085	12.5	41.672	82.7		
76	63 13C8-PFOS-EIS	507.0 > 80	2.058e3		0.248	4.66	4.66	2057.892	12.5	43.487	86.3		
77	69 13C2-PFDoA-EIS	615 > 570	1.128e4		0.248	5.58	5.57	11277.085	12.5	41.672	82.7		
78	-1												
79	42 N-MeFOSA	511.9 > 169		1.540e3	0.248	5.64							YES
80	43 PFTrDA	662.9 > 618.9		1.128e4	0.248	5.83							YES
81	44 PFDoS	698.9 > 80		7.037e3	0.248	5.86							YES
82	45 PFTeDA	713.0 > 669.0		7.037e3	0.248	6.05							YES
83	46 N-EtFOSA	526 > 169		2.085e3	0.248	6.06							YES
84	49 N-MeFOSE	616 > 59		3.739e3	0.248	6.25							
85	71 d3-N-MeFOSA-EIS	515.2 > 168.9	1.540e3		0.248	5.66	5.66	1539.680	149.2	83.440	13.9		
86	69 13C2-PFDoA-EIS	615 > 570	1.128e4		0.248	5.58	5.57	11277.085	12.5	41.672	82.7		
87	72 13C2-PFTeDA-EIS	715.1 > 669.7	7.037e3		0.248	6.06	6.05	7037.223	12.5	40.088	79.5		
88	72 13C2-PFTeDA-EIS	715.1 > 669.7	7.037e3		0.248	6.06	6.05	7037.223	12.5	40.088	79.5		
89	73 d5-N-ETFOSA-EIS	531.1 > 168.9	2.085e3		0.248	6.09	6.08	2084.631	149.2	86.202	14.3		
90	75 d7-N-MeFOSE-EIS	623.1 > 58.9	3.739e3		0.248	6.26	6.25	3739.109	149.2	312.048	51.9		
91	-1												
92	50 N-EtFOSE	630.1 > 58.9		4.035e3	0.248	6.40							
93	82 TDCA	498.3>106.9			0.248	4.91							YES
94	82 TDCA	498.3>106.9			0.248	4.91							YES
95	82 TDCA	498.3>106.9			0.248	4.91							YES
96	82 TDCA	498.3>106.9			0.248	4.91							YES
97	63 13C8-PFOS-EIS	507.0 > 80	2.058e3		0.248	4.66	4.66	2057.892	12.5	43.487	86.3		
98	76 d9-N-EtFOSE-EIS	639.2 > 58.8	4.035e3		0.248	6.41	6.40	4034.777	149.2	292.368	48.6		
99	63 13C8-PFOS-EIS	507.0 > 80	2.058e3		0.248	4.66	4.66	2057.892	12.5	43.487	86.3		
100	63 13C8-PFOS-EIS	507.0 > 80	2.058e3		0.248	4.66	4.66	2057.892	12.5	43.487	86.3		
101	63 13C8-PFOS-EIS	507.0 > 80	2.058e3		0.248	4.66	4.66	2057.892	12.5	43.487	86.3		
102	63 13C8-PFOS-EIS	507.0 > 80	2.058e3		0.248	4.66	4.66	2057.892	12.5	43.487	86.3		

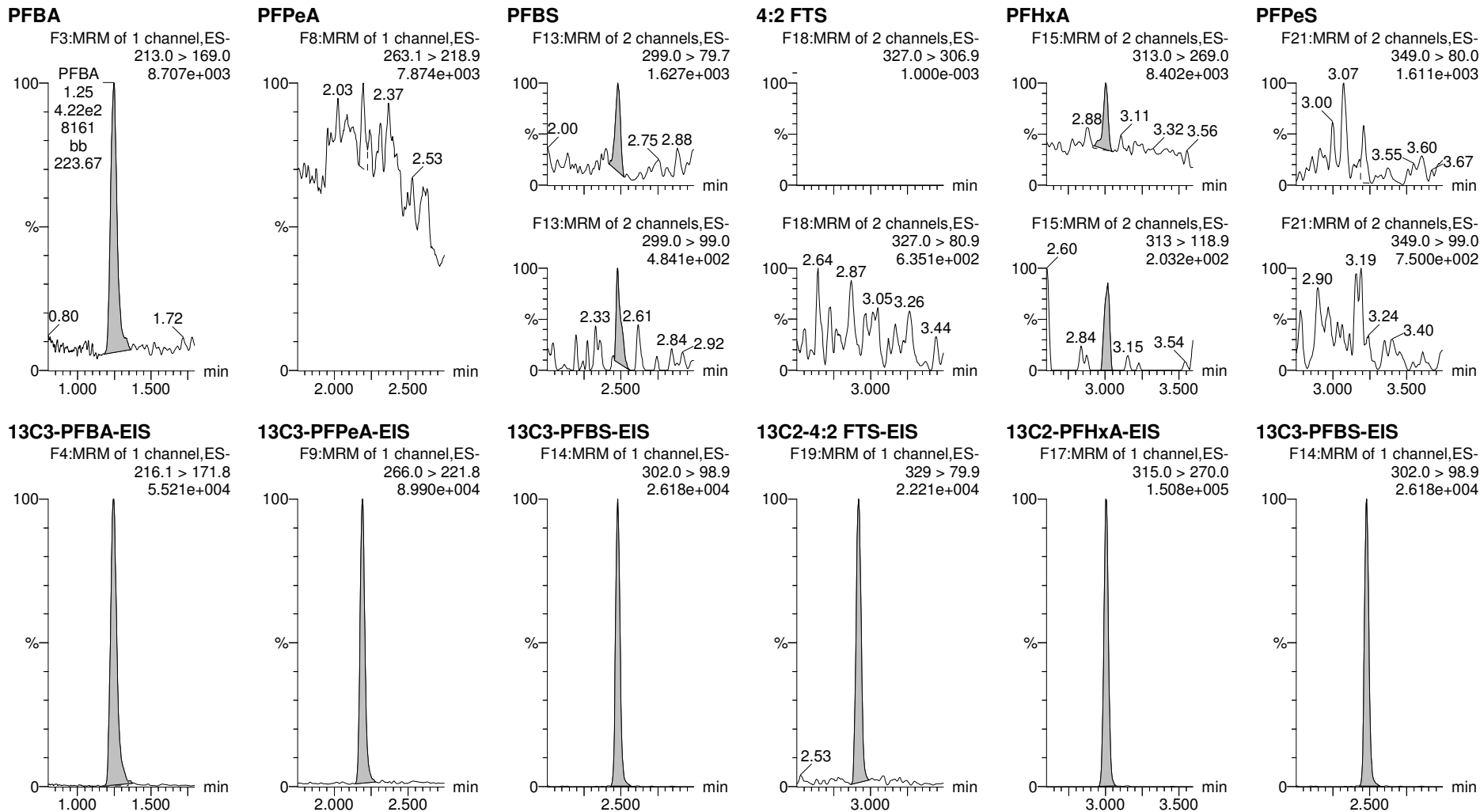
Dataset: Untitled

Last Altered: Thursday, May 20, 2021 17:24:36 Pacific Daylight Time

Printed: Thursday, May 20, 2021 17:24:49 Pacific Daylight Time

Method: Z:\Projects\PFAS.PRO\MethDB\PFAS_FULL_80C_051521.mdb 17 May 2021 08:41:05
Calibration: Z:\Projects\PFAS.PRO\CurveDB\C18_VAL-PFAS_Q4_05-15-21.cdb 17 May 2021 09:24:52

Name: 210515M2_63, Date: 16-May-2021, Time: 00:38:05, ID: 2105025-10 0.24796, Description: NH-37

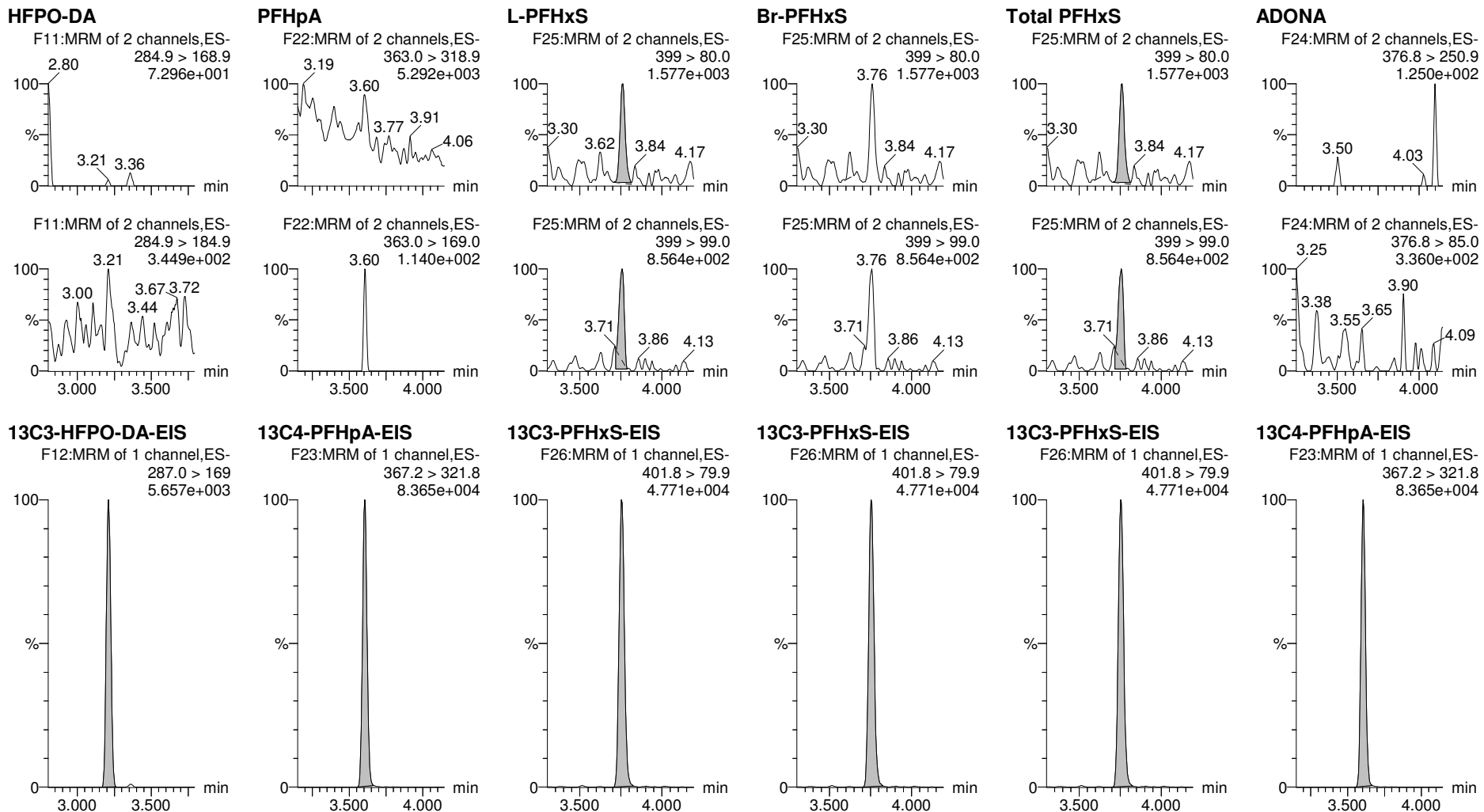


Dataset: Untitled

Last Altered: Thursday, May 20, 2021 17:24:36 Pacific Daylight Time

Printed: Thursday, May 20, 2021 17:24:49 Pacific Daylight Time

Name: 210515M2_63, Date: 16-May-2021, Time: 00:38:05, ID: 2105025-10 0.24796, Description: NH-37



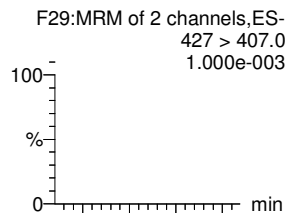
Dataset: Untitled

Last Altered: Thursday, May 20, 2021 17:24:36 Pacific Daylight Time

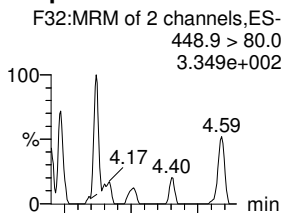
Printed: Thursday, May 20, 2021 17:24:49 Pacific Daylight Time

Name: 210515M2_63, Date: 16-May-2021, Time: 00:38:05, ID: 2105025-10 0.24796, Description: NH-37

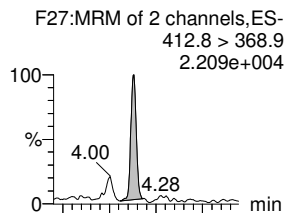
6:2 FTS



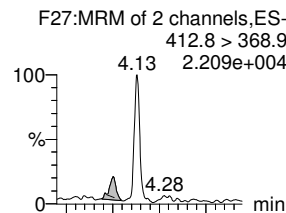
PFHps



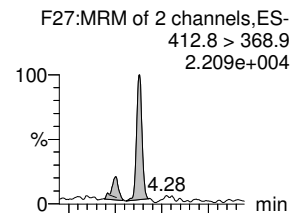
L-PFOA



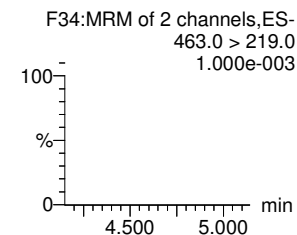
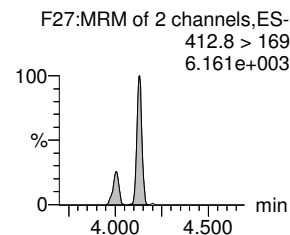
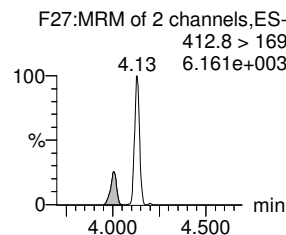
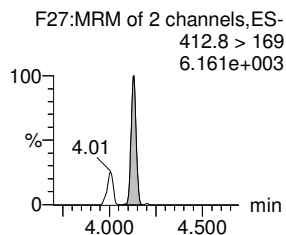
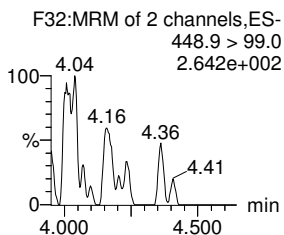
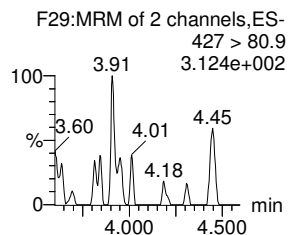
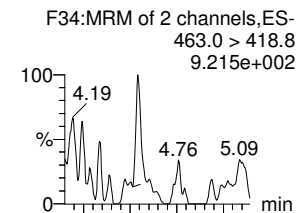
Br-PFOA



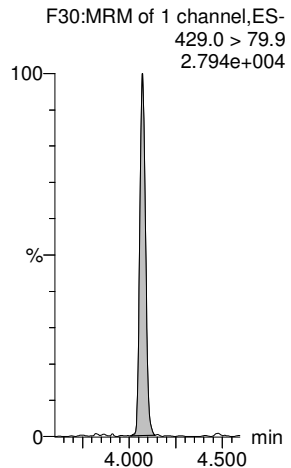
Total PFOA



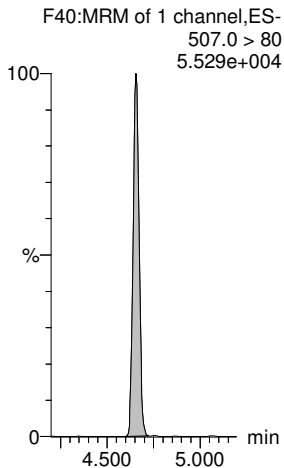
PFNA



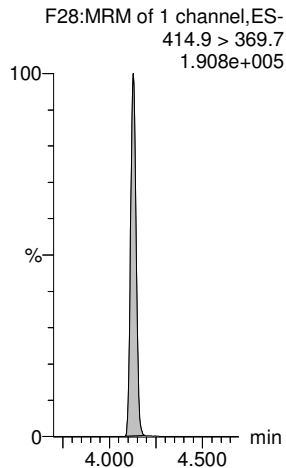
13C2-6:2 FTS-EIS



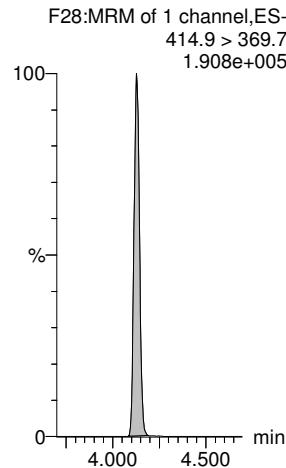
13C8-PFOS-EIS



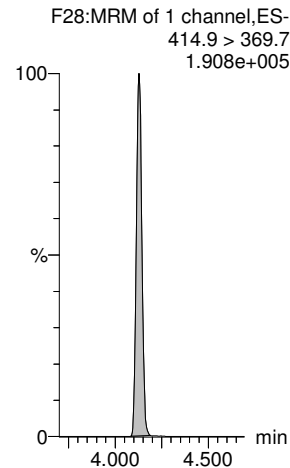
13C2-PFOA-EIS



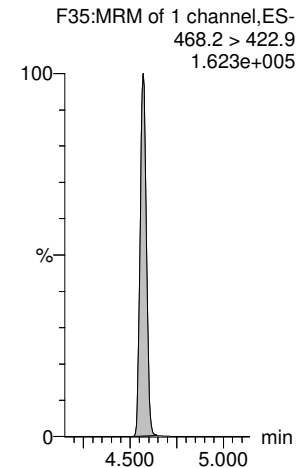
13C2-PFOA-EIS



13C2-PFOA-EIS



13C5-PFNA-EIS



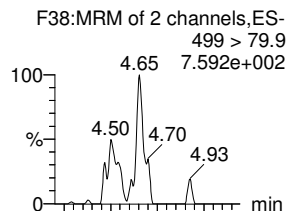
Dataset: Untitled

Last Altered: Thursday, May 20, 2021 17:24:36 Pacific Daylight Time

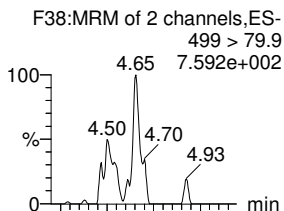
Printed: Thursday, May 20, 2021 17:24:49 Pacific Daylight Time

Name: 210515M2_63, Date: 16-May-2021, Time: 00:38:05, ID: 2105025-10 0.24796, Description: NH-37

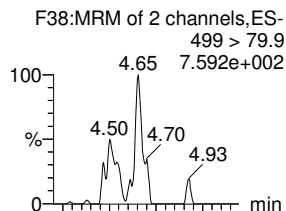
L-PFOS



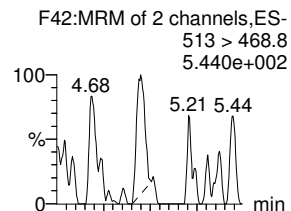
Br-PFOS



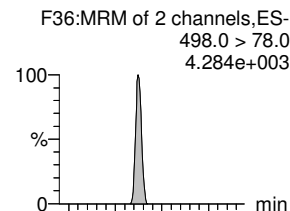
Total PFOS



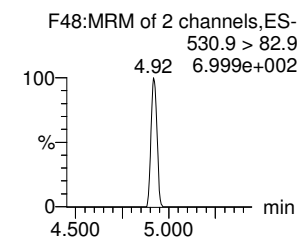
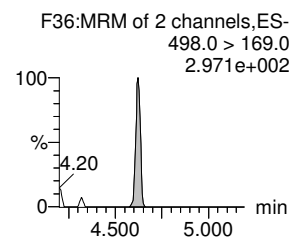
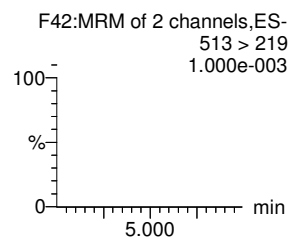
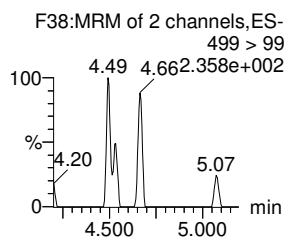
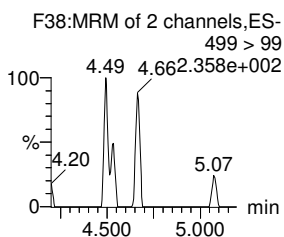
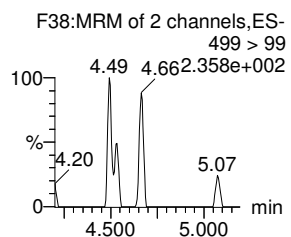
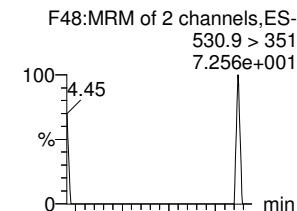
PFDA



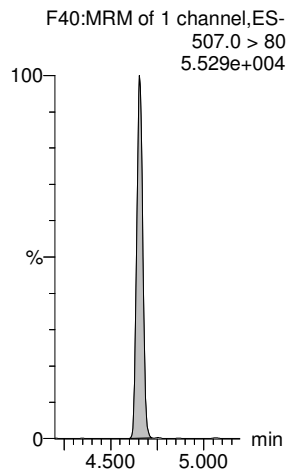
PFOSA



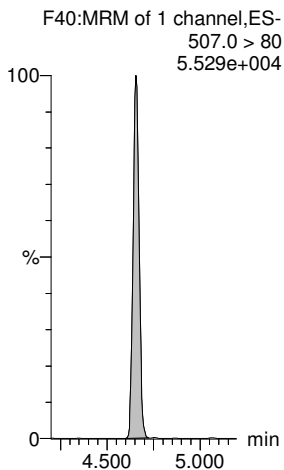
9CI-PF3ONS



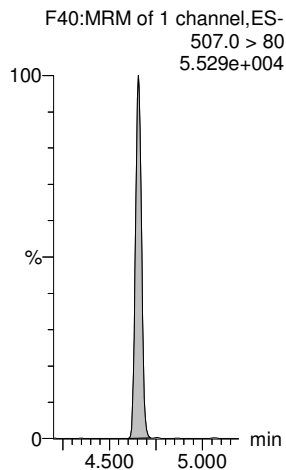
13C8-PFOS-EIS



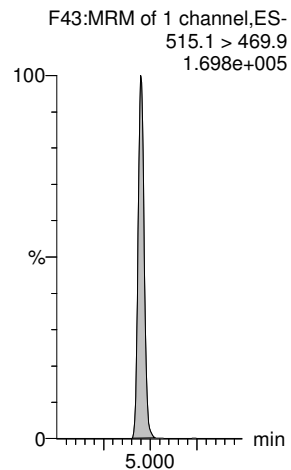
13C8-PFOS-EIS



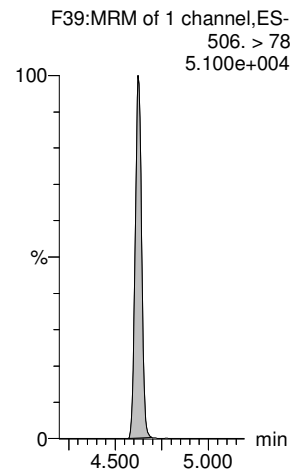
13C8-PFOS-EIS



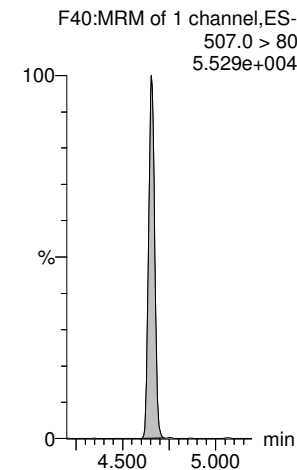
13C2-PFDA-EIS



13C8-PFOSA-EIS



13C8-PFOS-EIS

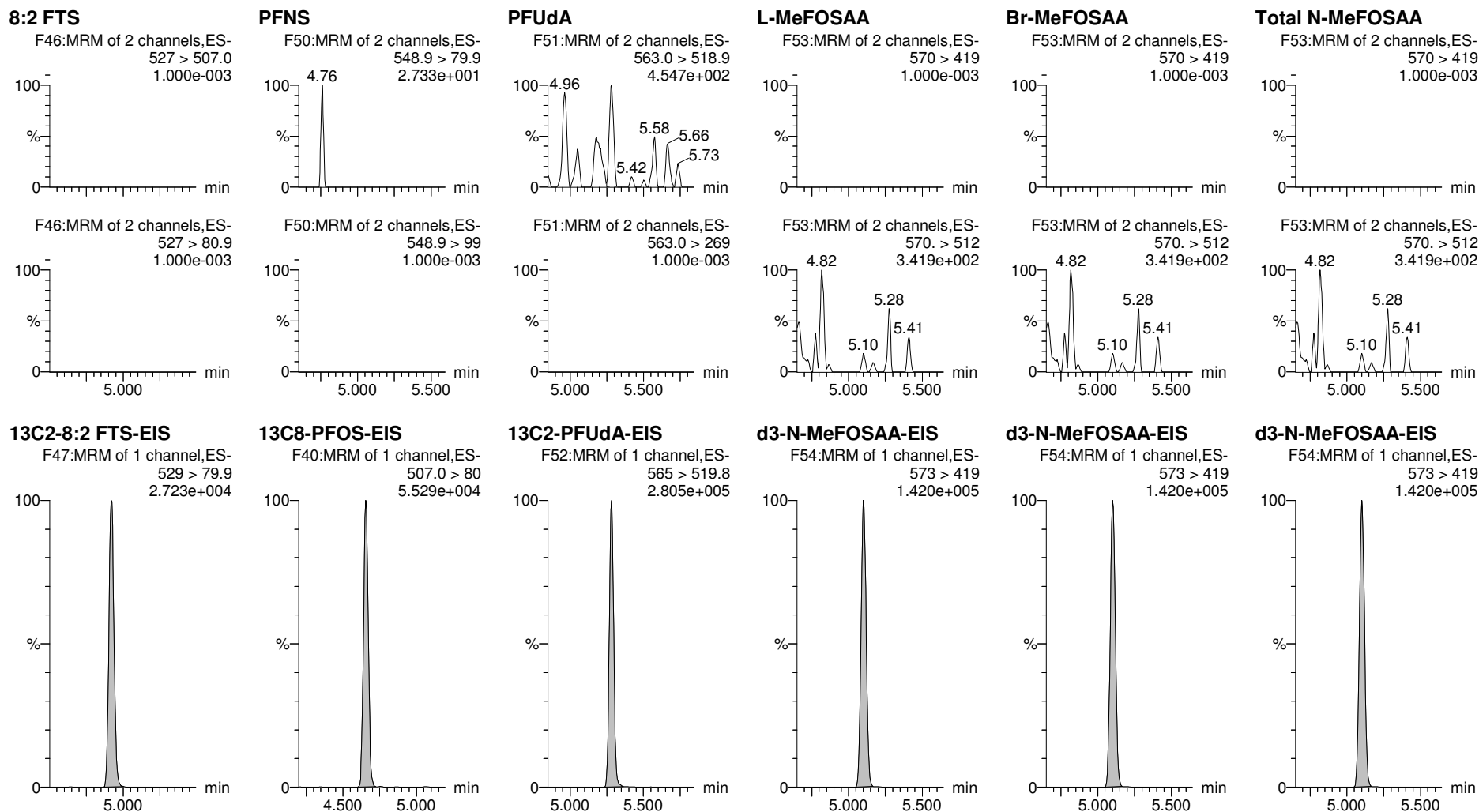


Dataset: Untitled

Last Altered: Thursday, May 20, 2021 17:24:36 Pacific Daylight Time

Printed: Thursday, May 20, 2021 17:24:49 Pacific Daylight Time

Name: 210515M2_63, Date: 16-May-2021, Time: 00:38:05, ID: 2105025-10 0.24796, Description: NH-37



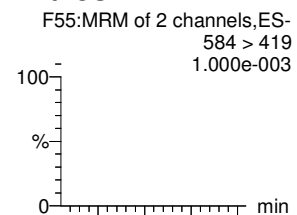
Dataset: Untitled

Last Altered: Thursday, May 20, 2021 17:24:36 Pacific Daylight Time

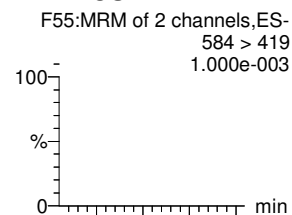
Printed: Thursday, May 20, 2021 17:24:49 Pacific Daylight Time

Name: 210515M2_63, Date: 16-May-2021, Time: 00:38:05, ID: 2105025-10 0.24796, Description: NH-37

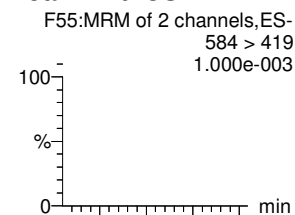
L-EtFOSAA



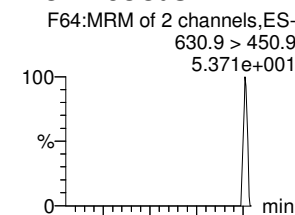
Br-ETFOSAA



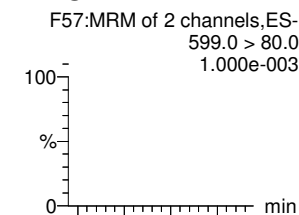
Total N-EtFOSAA



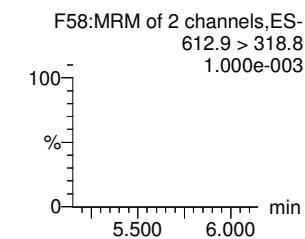
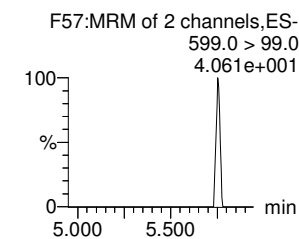
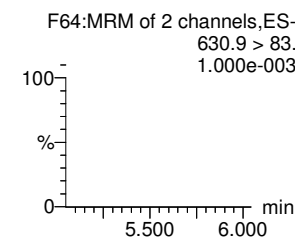
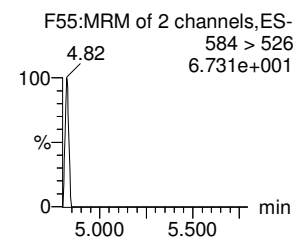
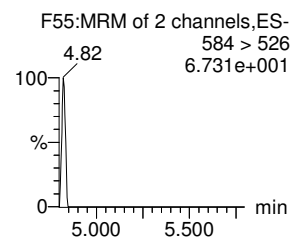
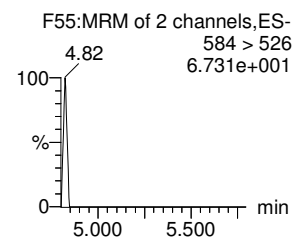
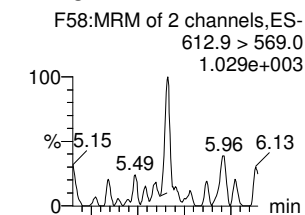
11Cl-PF3OUdS



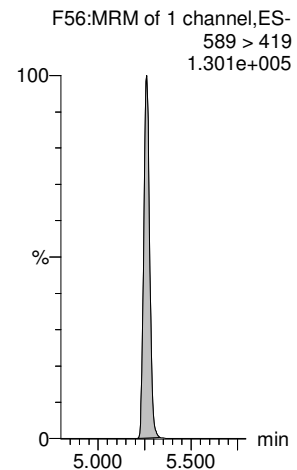
PFDS



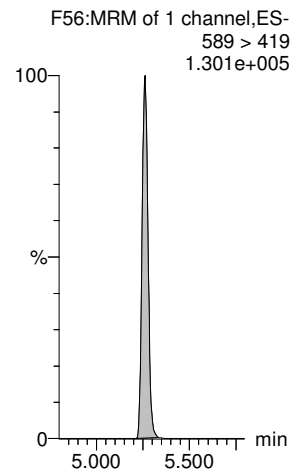
PFDoA



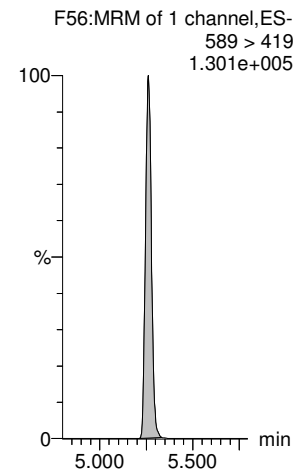
d5-N-EtFOSAA-EIS



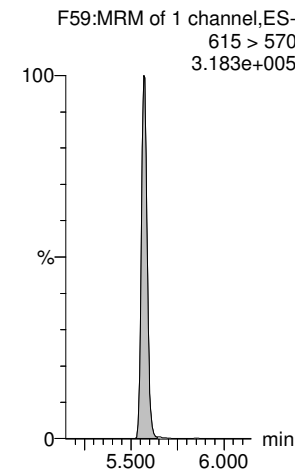
d5-N-EtFOSAA-EIS



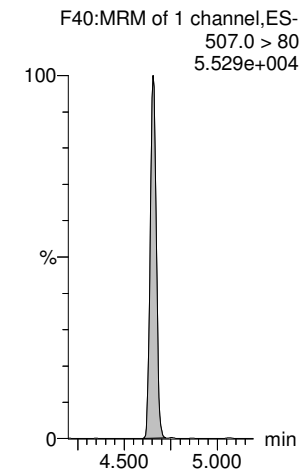
d5-N-EtFOSAA-EIS



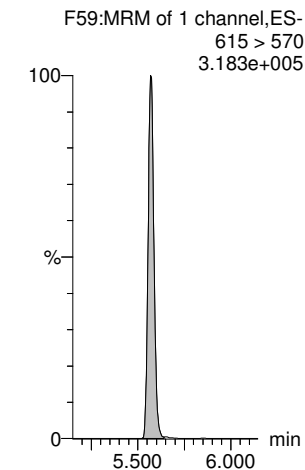
13C2-PFDoA-EIS



13C8-PFOS-EIS



13C2-PFDoA-EIS



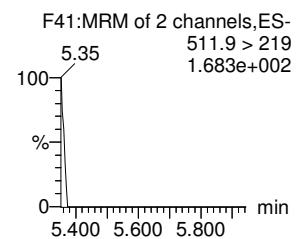
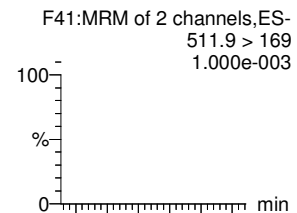
Dataset: Untitled

Last Altered: Thursday, May 20, 2021 17:24:36 Pacific Daylight Time

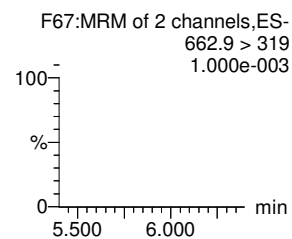
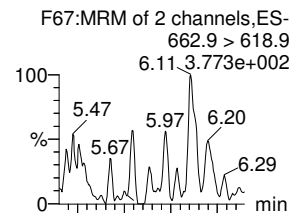
Printed: Thursday, May 20, 2021 17:24:49 Pacific Daylight Time

Name: 210515M2_63, Date: 16-May-2021, Time: 00:38:05, ID: 2105025-10 0.24796, Description: NH-37

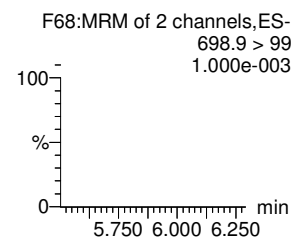
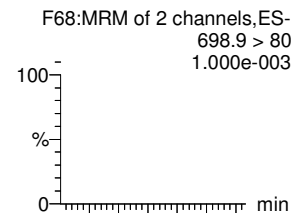
N-MeFOSA



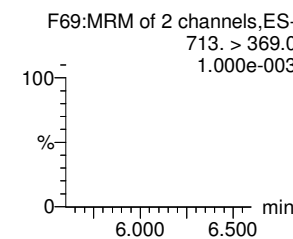
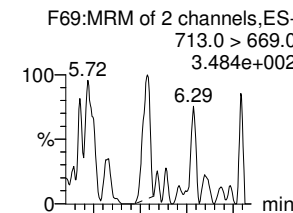
PFTrDA



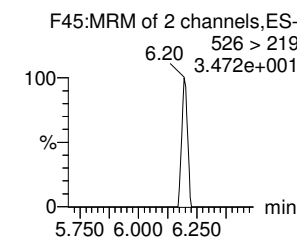
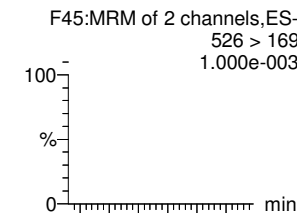
PFDoS



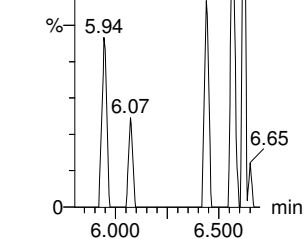
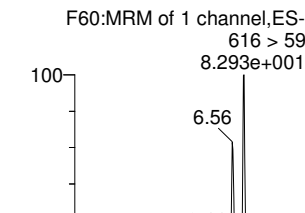
PFTeDA



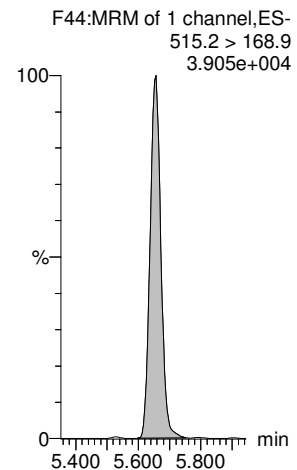
N-EtFOSA



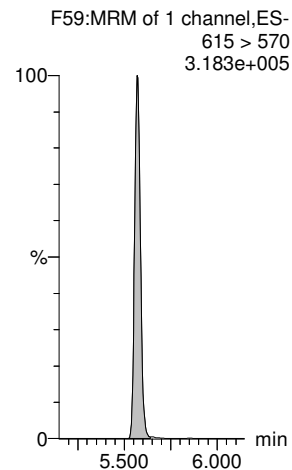
N-MeFOSE



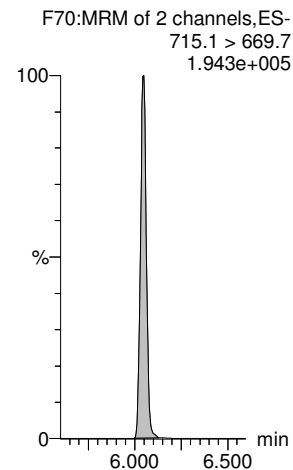
d3-N-MeFOSA-EIS



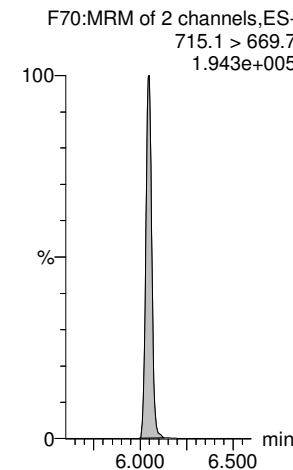
13C2-PFDoS-EIS



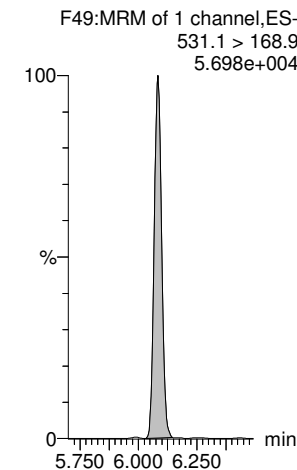
13C2-PFTeDA-EIS



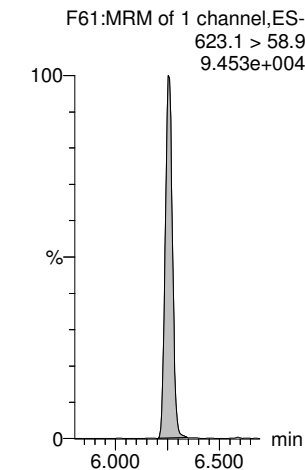
13C2-PFTeDA-EIS



d5-N-ETFOSA-EIS



d7-N-MeFOSE-EIS



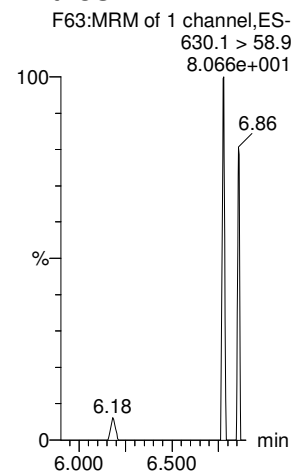
Dataset: Untitled

Last Altered: Thursday, May 20, 2021 17:24:36 Pacific Daylight Time

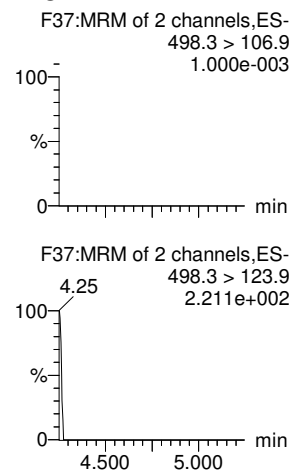
Printed: Thursday, May 20, 2021 17:24:49 Pacific Daylight Time

Name: 210515M2_63, Date: 16-May-2021, Time: 00:38:05, ID: 2105025-10 0.24796, Description: NH-37

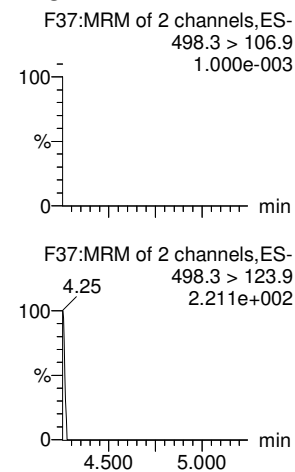
N-EtFOSE




TDCA




TDCA



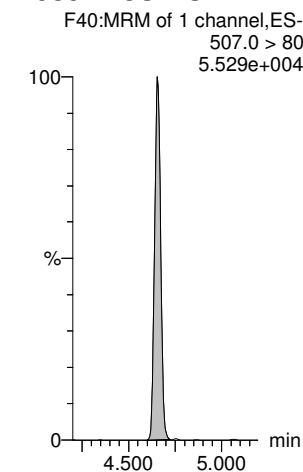
TDCA



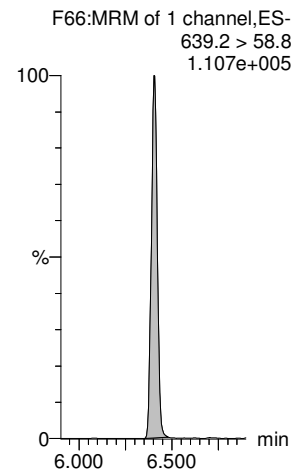
TDCA



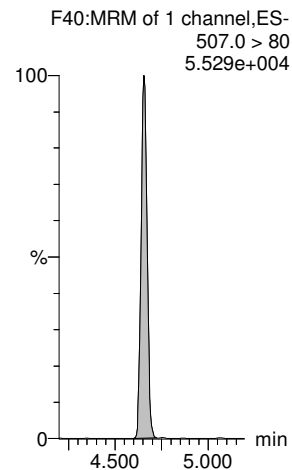
13C8-PFOS-EIS



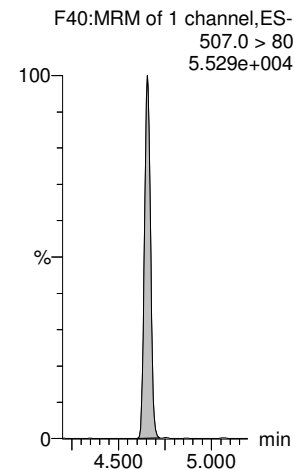
d9-N-EtFOSE-EIS



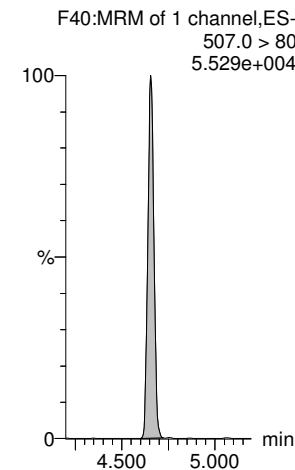
13C8-PFOS-EIS



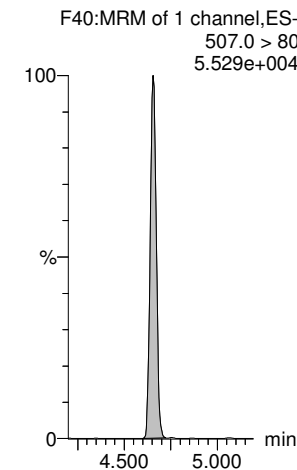
13C8-PFOS-EIS



13C8-PFOS-EIS



13C8-PFOS-EIS



Dataset: Untitled

Last Altered: Thursday, May 20, 2021 17:30:51 Pacific Daylight Time

Printed: Thursday, May 20, 2021 17:31:30 Pacific Daylight Time

Name: 210515M2_64, Date: 16-May-2021, Time: 00:48:27, ID: 2105025-11 0.25566, Description: Field Blank 1

#	Name	Trace	Area	IS Area	wt/vol	Pred.RT	RT	Response	Std. Conc	Conc.	%Rec	Ion Ratio	Ratio Out?
1	1 PFBA	213.0 > 169.0		2.919e3	0.256	1.25							
2	5 PFPeA	263.1 > 218.9		3.514e3	0.256	2.19							
3	7 PFBS	299.0 > 79.7		9.439e2	0.256	2.48							YES
4	10 4:2 FTS	327.0 > 306.9		1.028e3	0.256	2.92							YES
5	11 PFHxA	313.0 > 269.0		5.234e3	0.256	3.01							YES
6	12 PFPeS	349.0 > 80.0		9.439e2	0.256	3.20							YES
7	51 13C3-PFBA-EIS	216.1 > 171.8	2.919e3		0.256	1.27	1.25	2918.599	12.5	48.339	98.9		
8	52 13C3-PFPeA-EIS	266.0 > 221.8	3.514e3		0.256	2.19	2.19	3513.549	12.5	45.473	93.0		
9	53 13C3-PFBS-EIS	302.0 > 98.9	9.439e2		0.256	2.48	2.48	943.859	12.5	42.809	87.6		
10	55 13C2-4:2 FTS-EIS	329 > 79.9	1.028e3		0.256	2.92	2.92	1027.557	12.5	50.583	103.5		
11	56 13C2-PFHxA-EIS	315.0 > 270.0	5.234e3		0.256	3.01	3.01	5234.110	12.5	42.536	87.0		
12	53 13C3-PFBS-EIS	302.0 > 98.9	9.439e2		0.256	2.48	2.48	943.859	12.5	42.809	87.6		
13	-1												
14	13 HFPO-DA	284.9 > 168.9		1.828e2	0.256	3.21							YES
15	15 PFHpA	363.0 > 318.9		3.191e3	0.256	3.61							YES
16	17 L-PFHxS	399 > 80.0		1.875e3	0.256	3.76							YES
17	18 Br-PFHxS	399 > 80.0		1.875e3	0.256	3.61							YES
18	77 Total PFHxS	399 > 80	0.000e0		0.256	3.75		0.000					
19	16 ADONA	376.8 > 250.9		3.191e3	0.256	3.70							YES
20	54 13C3-HFPO-DA-EIS	287.0 > 169	1.828e2		0.256	3.21	3.21	182.820	12.5	36.891	75.5		
21	57 13C4-PFHpA-EIS	367.2 > 321.8	3.191e3		0.256	3.61	3.61	3190.882	12.5	44.104	90.2		
22	58 13C3-PFHxS-EIS	401.8 > 79.9	1.875e3		0.256	3.76	3.76	1875.259	12.5	45.394	92.8		
23	58 13C3-PFHxS-EIS	401.8 > 79.9	1.875e3		0.256	3.76	3.76	1875.259	12.5	45.394	92.8		
24	58 13C3-PFHxS-EIS	401.8 > 79.9	1.875e3		0.256	3.76	3.76	1875.259	12.5	45.394	92.8		
25	57 13C4-PFHpA-EIS	367.2 > 321.8	3.191e3		0.256	3.61	3.61	3190.882	12.5	44.104	90.2		
26	-1												
27	19 6:2 FTS	427 > 407.0		1.014e3	0.256	4.08							YES
28	23 PFHpS	448.9 > 80.0		2.280e3	0.256	4.24							YES
29	20 L-PFOA	412.8 > 368.9	1.291e2	6.777e3	0.256	4.13	4.12	0.238				8.602	YES
30	21 Br-PFOA	412.8 > 368.9		6.777e3	0.256	3.97							YES
31	78 Total PFOA	412.8 > 368.9	1.291e2		0.256	4.11		0.000					
32	25 PFNA	463.0 > 418.8		6.450e3	0.256	4.57							YES
33	59 13C2-6:2 FTS-EIS	429.0 > 79.9	1.014e3		0.256	4.07	4.08	1014.216	12.5	43.768	89.5		
34	63 13C8-PFOS-EIS	507.0 > 80	2.280e3		0.256	4.66	4.66	2279.757	12.5	46.725	95.6		
35	62 13C2-PFOA-EIS	414.9 > 369.7	6.777e3		0.256	4.13	4.13	6776.836	12.5	44.183	90.4		
36	62 13C2-PFOA-EIS	414.9 > 369.7	6.777e3		0.256	4.13	4.13	6776.836	12.5	44.183	90.4		

Dataset: Untitled

Last Altered: Thursday, May 20, 2021 17:30:51 Pacific Daylight Time

Printed: Thursday, May 20, 2021 17:31:30 Pacific Daylight Time

Name: 210515M2_64, Date: 16-May-2021, Time: 00:48:27, ID: 2105025-11 0.25566, Description: Field Blank 1

	# Name	Trace	Area	IS Area	wt/vol	Pred.RT	RT	Response	Std. Conc	Conc.	%Rec	Ion Ratio	Ratio Out?
37	62 13C2-PFOA-EIS	414.9 > 369.7	6.777e3		0.256	4.13	4.13	6776.836	12.5	44.183	90.4		
38	60 13C5-PFNA-EIS	468.2 > 422.9	6.450e3		0.256	4.58	4.57	6450.218	12.5	45.083	92.2		
39	-1												
40	27 L-PFOS	499 > 79.9		2.280e3	0.256	4.66							YES
41	28 Br-PFOS	499 > 79.9		2.280e3	0.256	4.47							YES
42	79 Total PFOS	499 > 79.9	0.000e0		0.256	4.69		0.000					
43	30 PFDA	513 > 468.8		6.721e3	0.256	4.95							YES
44	26 PFOSA	498.0 > 78.0		1.589e3	0.256	4.62							YES
45	29 9CI-PF3ONS	530.9>351		2.280e3	0.256	4.87							YES
46	63 13C8-PFOS-EIS	507.0 > 80	2.280e3		0.256	4.66	4.66	2279.757	12.5	46.725	95.6		
47	63 13C8-PFOS-EIS	507.0 > 80	2.280e3		0.256	4.66	4.66	2279.757	12.5	46.725	95.6		
48	63 13C8-PFOS-EIS	507.0 > 80	2.280e3		0.256	4.66	4.66	2279.757	12.5	46.725	95.6		
49	64 13C2-PFDA-EIS	515.1 > 469.9	6.721e3		0.256	4.96	4.95	6720.812	12.5	44.274	90.6		
50	61 13C8-PFOSA-EIS	506. > 78	1.589e3		0.256	4.63	4.62	1588.897	12.5	21.772	44.5		
51	63 13C8-PFOS-EIS	507.0 > 80	2.280e3		0.256	4.66	4.66	2279.757	12.5	46.725	95.6		
52	-1												
53	31 8:2 FTS	527 > 507.0		1.221e3	0.256	4.92							YES
54	32 PFNS	548.9 > 79.9		2.280e3	0.256	5.01							YES
55	37 PFUdA	563.0 > 518.9		1.004e4	0.256	5.28							YES
56	33 L-MeFOSAA	570 > 419		5.584e3	0.256	5.10							YES
57	34 Br-MeFOSAA	570. > 419		5.584e3	0.256	4.90							YES
58	80 Total N-MeFOSAA	570. > 419	0.000e0		0.256	5.11		0.000					
59	65 13C2-8:2 FTS-EIS	529 > 79.9	1.221e3		0.256	4.93	4.92	1221.105	12.5	41.578	85.0		
60	63 13C8-PFOS-EIS	507.0 > 80	2.280e3		0.256	4.66	4.66	2279.757	12.5	46.725	95.6		
61	67 13C2-PFUdA-EIS	565 > 519.8	1.004e4		0.256	5.29	5.28	10037.312	12.5	41.462	84.8		
62	66 d3-N-MeFOSAA-EIS	573 > 419	5.584e3		0.256	5.11	5.10	5583.756	12.5	39.329	80.4		
63	66 d3-N-MeFOSAA-EIS	573 > 419	5.584e3		0.256	5.11	5.10	5583.756	12.5	39.329	80.4		
64	66 d3-N-MeFOSAA-EIS	573 > 419	5.584e3		0.256	5.11	5.10	5583.756	12.5	39.329	80.4		
65	-1												
66	35 L-EtFOSAA	584 > 419		4.444e3	0.256	5.26							YES
67	36 Br-ETFOSAA	584 > 419		4.444e3	0.256	5.05							YES
68	81 Total N-EtFOSAA	584 > 419	0.000e0		0.256	5.27		0.000					
69	39 11Cl-PF3OUdS	630.9 > 450.9		1.086e4	0.256	5.50							YES
70	38 PFDS	599.0 > 80.0		2.280e3	0.256	5.32							YES
71	41 PFDaA	612.9 > 569.0		1.086e4	0.256	5.57							YES
72	68 d5-N-EtFOSAA-EIS	589 > 419	4.444e3		0.256	5.27	5.26	4443.959	12.5	37.001	75.7		

Dataset: Untitled

Last Altered: Thursday, May 20, 2021 17:30:51 Pacific Daylight Time
 Printed: Thursday, May 20, 2021 17:31:30 Pacific Daylight Time

Name: 210515M2_64, Date: 16-May-2021, Time: 00:48:27, ID: 2105025-11 0.25566, Description: Field Blank 1

#	Name	Trace	Area	IS Area	wt/vol	Pred.RT	RT	Response	Std. Conc	Conc.	%Rec	Ion Ratio	Ratio Out?
73	68 d5-N-EtFOSAA-EIS	589 > 419	4.444e3		0.256	5.27	5.26	4443.959	12.5	37.001	75.7		
74	68 d5-N-EtFOSAA-EIS	589 > 419	4.444e3		0.256	5.27	5.26	4443.959	12.5	37.001	75.7		
75	69 13C2-PFDoA-EIS	615 > 570	1.086e4		0.256	5.58	5.57	10861.411	12.5	38.927	79.6		
76	63 13C8-PFOS-EIS	507.0 > 80	2.280e3		0.256	4.66	4.66	2279.757	12.5	46.725	95.6		
77	69 13C2-PFDoA-EIS	615 > 570	1.086e4		0.256	5.58	5.57	10861.411	12.5	38.927	79.6		
78	-1												
79	42 N-MeFOSA	511.9 > 169		2.285e3	0.256	5.63							YES
80	43 PFTrDA	662.9 > 618.9		1.086e4	0.256	5.83							YES
81	44 PFDoS	698.9 > 80		6.559e3	0.256	5.86							YES
82	45 PFTeDA	713.0 > 669.0		6.559e3	0.256	6.04							YES
83	46 N-EtFOSA	526 > 169		3.060e3	0.256	6.07							YES
84	49 N-MeFOSE	616 > 59		2.775e3	0.256	6.25							
85	71 d3-N-MeFOSA-EIS	515.2 > 168.9	2.285e3		0.256	5.66	5.65	2285.336	149.2	120.119	20.6		
86	69 13C2-PFDoA-EIS	615 > 570	1.086e4		0.256	5.58	5.57	10861.411	12.5	38.927	79.6		
87	72 13C2-PFTeDA-EIS	715.1 > 669.7	6.559e3		0.256	6.06	6.04	6559.032	12.5	36.239	74.1		
88	72 13C2-PFTeDA-EIS	715.1 > 669.7	6.559e3		0.256	6.06	6.04	6559.032	12.5	36.239	74.1		
89	73 d5-N-ETFOSA-EIS	531.1 > 168.9	3.060e3		0.256	6.09	6.09	3060.030	149.2	122.725	21.0		
90	75 d7-N-MeFOSE-EIS	623.1 > 58.9	2.775e3		0.256	6.26	6.25	2775.394	149.2	224.645	38.5		
91	-1												
92	50 N-EtFOSE	630.1 > 58.9		3.203e3	0.256	6.40							
93	82 TDCA	498.3>106.9			0.256	4.91							YES
94	82 TDCA	498.3>106.9			0.256	4.91							YES
95	82 TDCA	498.3>106.9			0.256	4.91							YES
96	82 TDCA	498.3>106.9			0.256	4.91							YES
97	63 13C8-PFOS-EIS	507.0 > 80	2.280e3		0.256	4.66	4.66	2279.757	12.5	46.725	95.6		
98	76 d9-N-EtFOSE-EIS	639.2 > 58.8	3.203e3		0.256	6.41	6.40	3203.144	149.2	225.116	38.6		
99	63 13C8-PFOS-EIS	507.0 > 80	2.280e3		0.256	4.66	4.66	2279.757	12.5	46.725	95.6		
100	63 13C8-PFOS-EIS	507.0 > 80	2.280e3		0.256	4.66	4.66	2279.757	12.5	46.725	95.6		
101	63 13C8-PFOS-EIS	507.0 > 80	2.280e3		0.256	4.66	4.66	2279.757	12.5	46.725	95.6		
102	63 13C8-PFOS-EIS	507.0 > 80	2.280e3		0.256	4.66	4.66	2279.757	12.5	46.725	95.6		

Dataset: Untitled

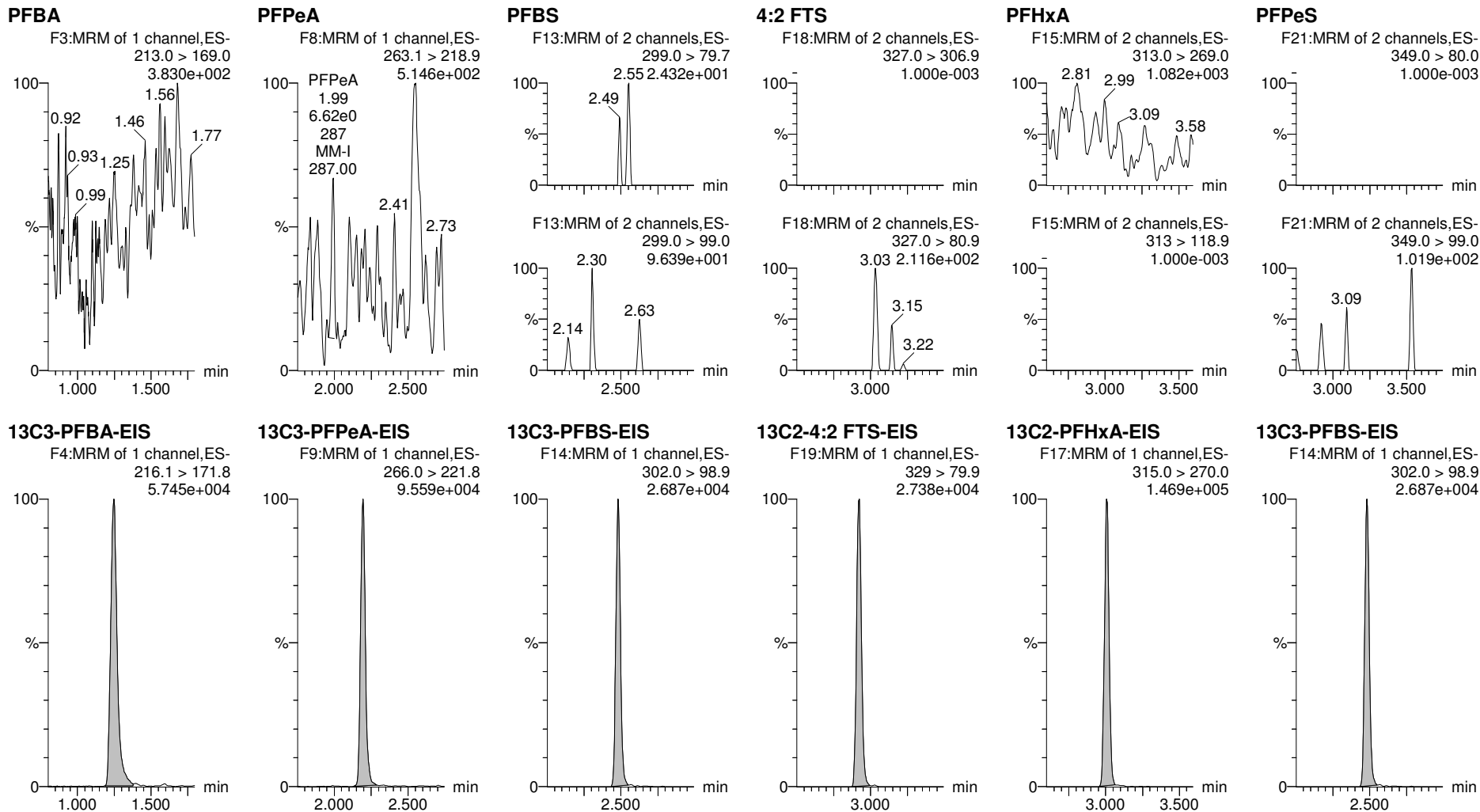
Last Altered: Thursday, May 20, 2021 17:30:51 Pacific Daylight Time

Printed: Thursday, May 20, 2021 17:31:30 Pacific Daylight Time

Method: Z:\Projects\PFAS.PRO\MethDB\PFAS_FULL_80C_051521.mdb 17 May 2021 08:41:05

Calibration: Z:\Projects\PFAS.PRO\CurveDB\C18_VAL-PFAS_Q4_05-15-21.cdb 17 May 2021 09:24:52

Name: 210515M2_64, Date: 16-May-2021, Time: 00:48:27, ID: 2105025-11 0.25566, Description: Field Blank 1

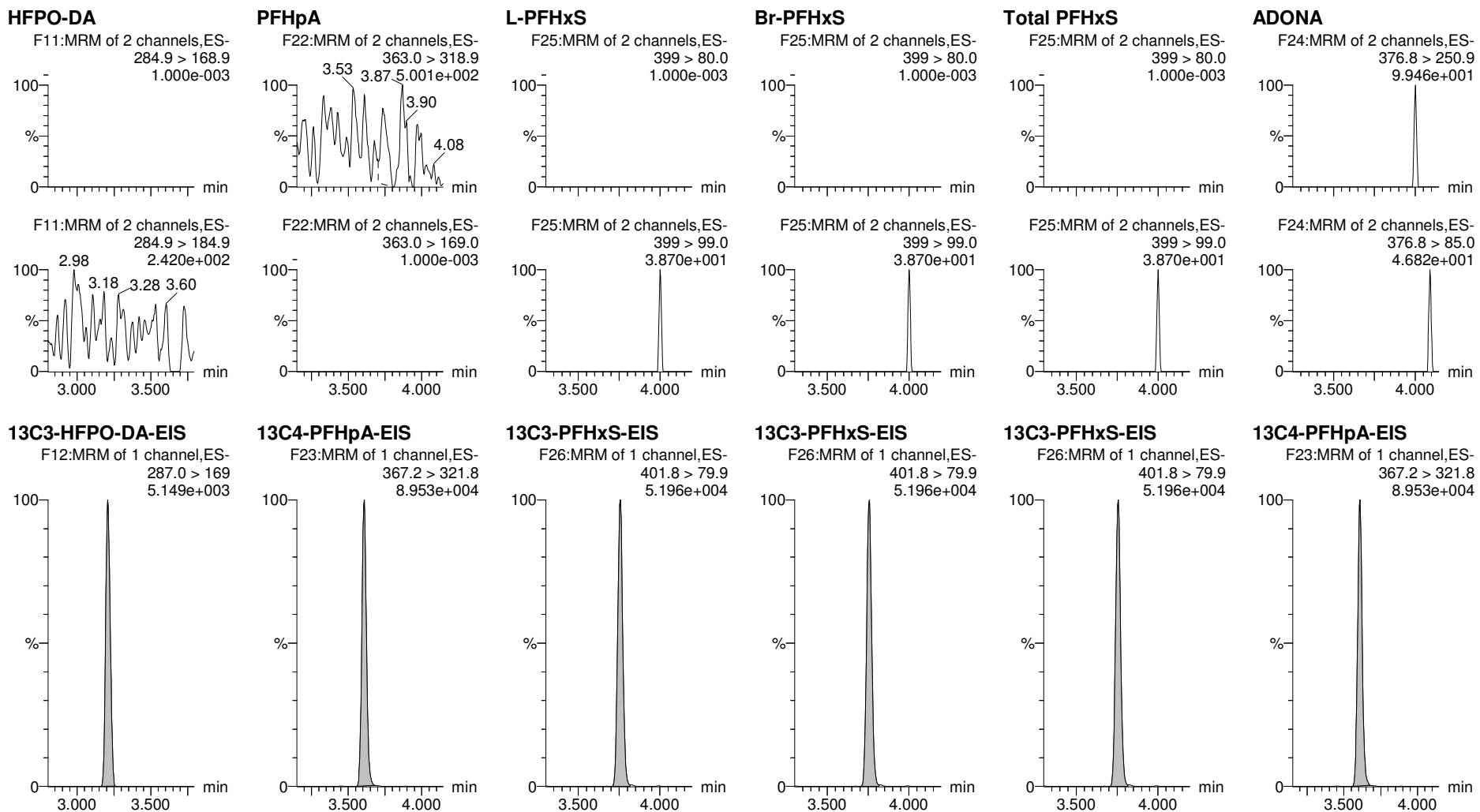


Dataset: Untitled

Last Altered: Thursday, May 20, 2021 17:30:51 Pacific Daylight Time

Printed: Thursday, May 20, 2021 17:31:30 Pacific Daylight Time

Name: 210515M2_64, Date: 16-May-2021, Time: 00:48:27, ID: 2105025-11 0.25566, Description: Field Blank 1



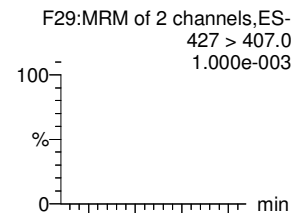
Dataset: Untitled

Last Altered: Thursday, May 20, 2021 17:30:51 Pacific Daylight Time

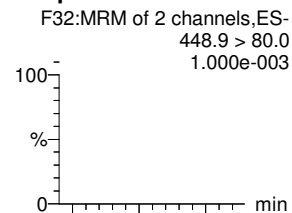
Printed: Thursday, May 20, 2021 17:31:30 Pacific Daylight Time

Name: 210515M2_64, Date: 16-May-2021, Time: 00:48:27, ID: 2105025-11 0.25566, Description: Field Blank 1

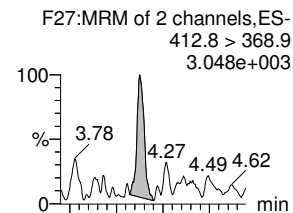
6:2 FTS



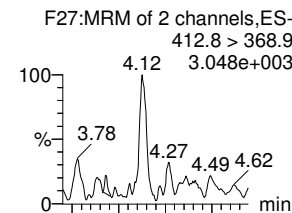
PFHpS



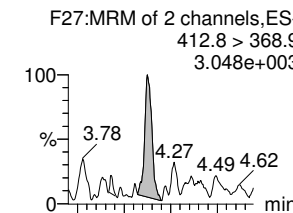
L-PFOA



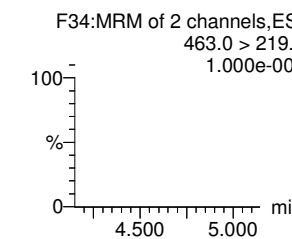
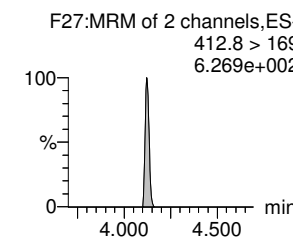
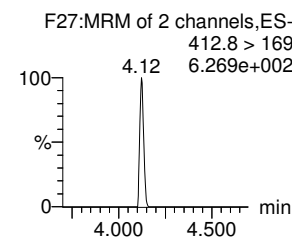
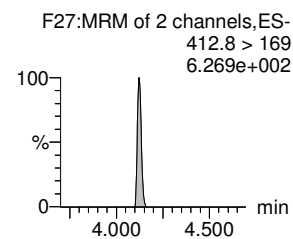
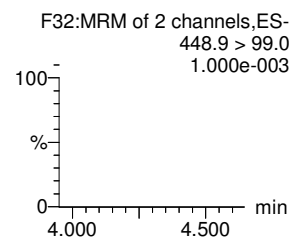
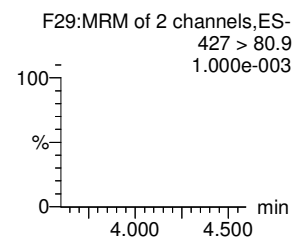
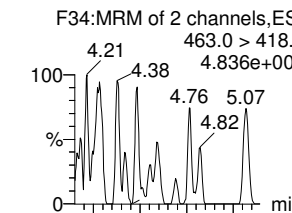
Br-PFOA



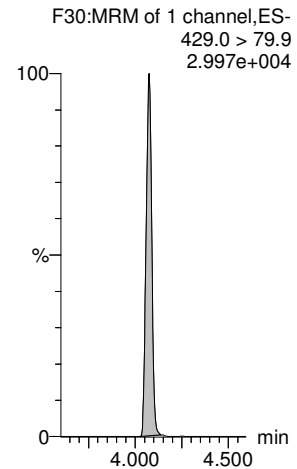
Total PFOA



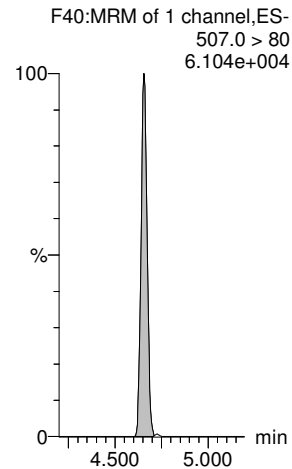
PFNA



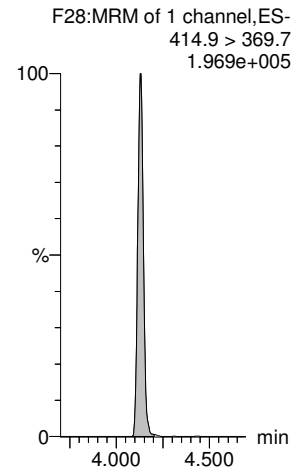
13C2-6:2 FTS-EIS



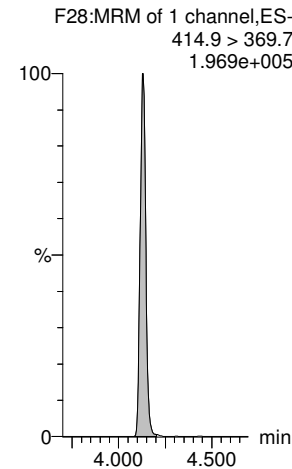
13C8-PFOS-EIS



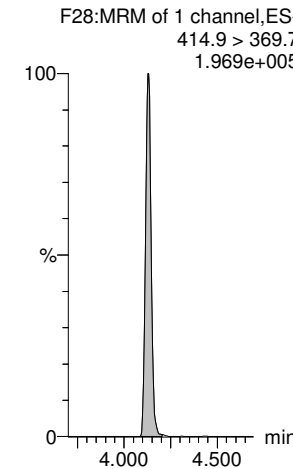
13C2-PFOA-EIS



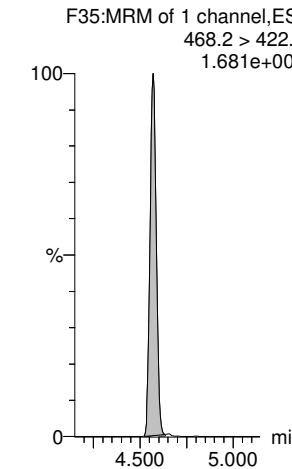
13C2-PFOA-EIS



13C2-PFOA-EIS



13C5-PFNA-EIS



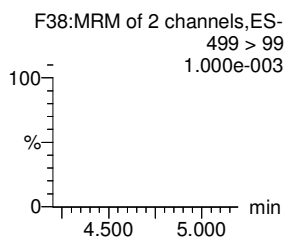
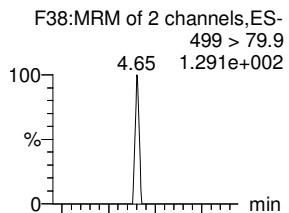
Dataset: Untitled

Last Altered: Thursday, May 20, 2021 17:30:51 Pacific Daylight Time

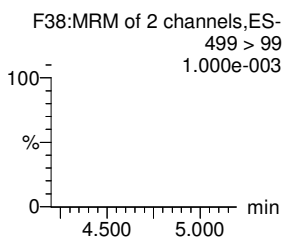
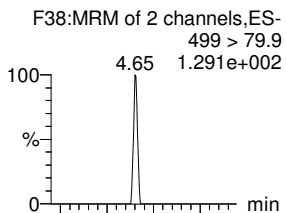
Printed: Thursday, May 20, 2021 17:31:30 Pacific Daylight Time

Name: 210515M2_64, Date: 16-May-2021, Time: 00:48:27, ID: 2105025-11 0.25566, Description: Field Blank 1

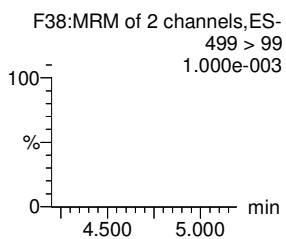
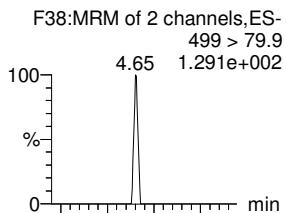
L-PFOS



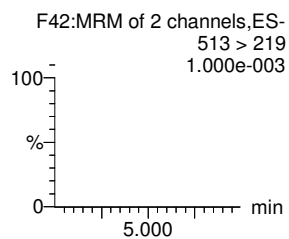
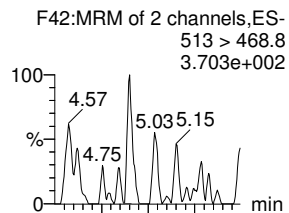
Br-PFOS



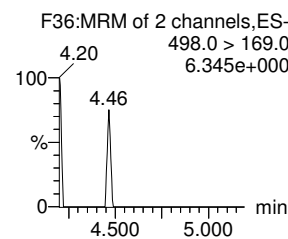
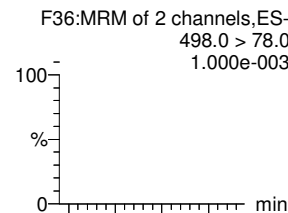
Total PFOS



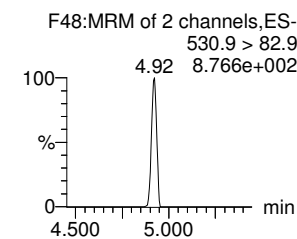
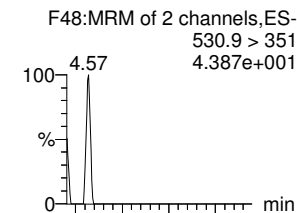
PFDA



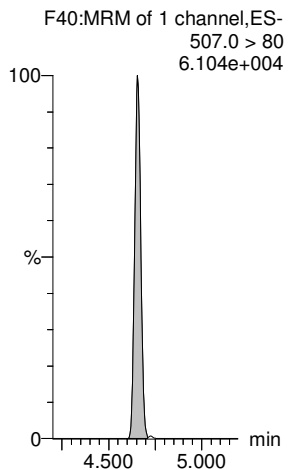
PFOSA



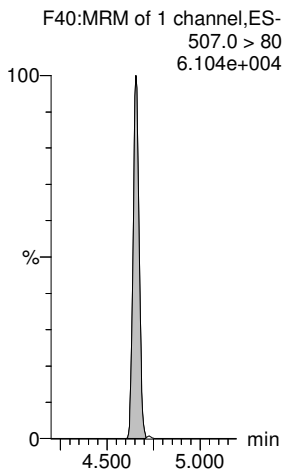
9CI-PF3ONS



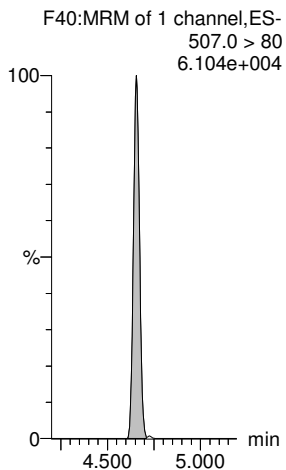
13C8-PFOS-EIS



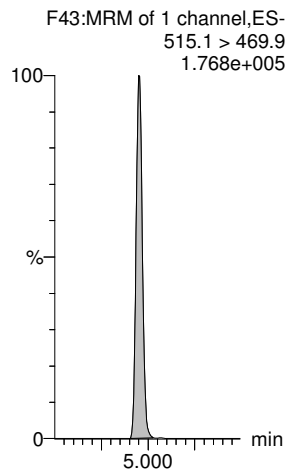
13C8-PFOS-EIS



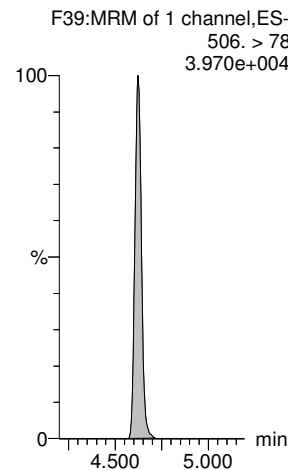
13C8-PFOS-EIS



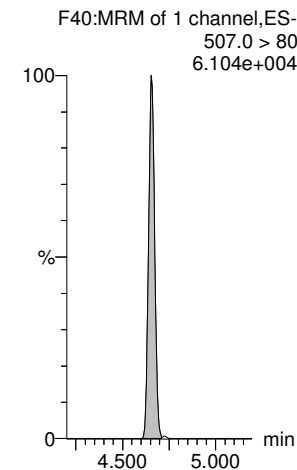
13C2-PFDA-EIS



13C8-PFOSA-EIS



13C8-PFOS-EIS

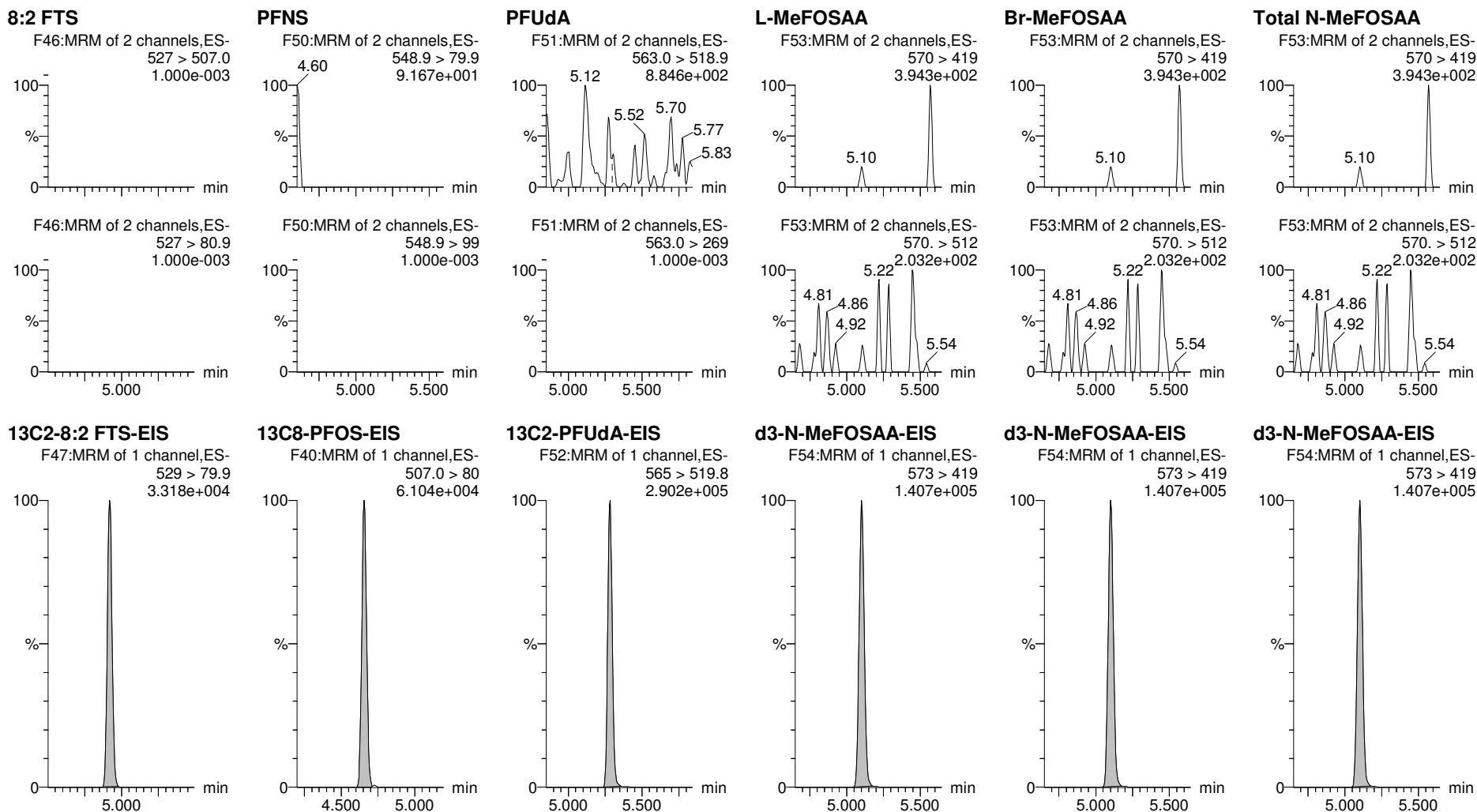


Dataset: Untitled

Last Altered: Thursday, May 20, 2021 17:30:51 Pacific Daylight Time

Printed: Thursday, May 20, 2021 17:31:30 Pacific Daylight Time

Name: 210515M2_64, Date: 16-May-2021, Time: 00:48:27, ID: 2105025-11 0.25566, Description: Field Blank 1



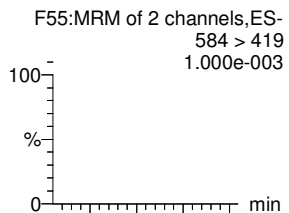
Dataset: Untitled

Last Altered: Thursday, May 20, 2021 17:30:51 Pacific Daylight Time

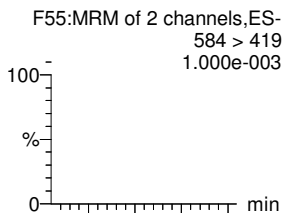
Printed: Thursday, May 20, 2021 17:31:30 Pacific Daylight Time

Name: 210515M2_64, Date: 16-May-2021, Time: 00:48:27, ID: 2105025-11 0.25566, Description: Field Blank 1

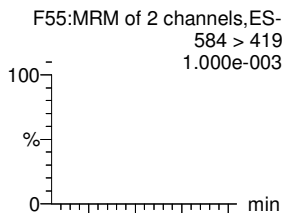
L-EtFOSAA



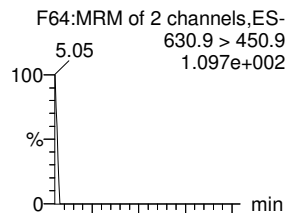
Br-ETFOSAA



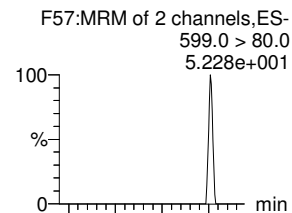
Total N-EtFOSAA



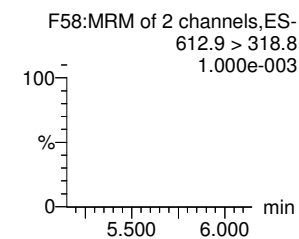
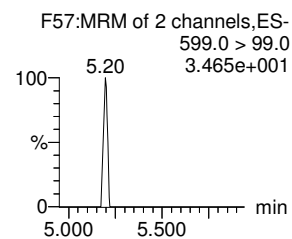
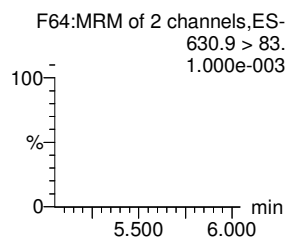
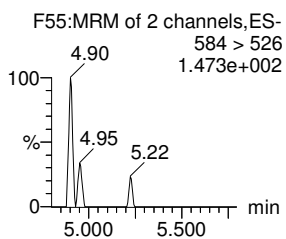
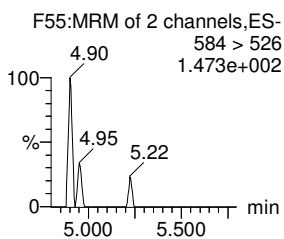
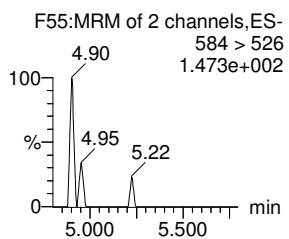
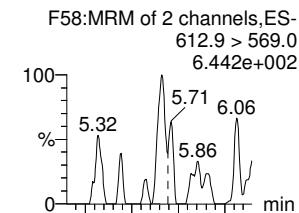
11Cl-PF3OUdS



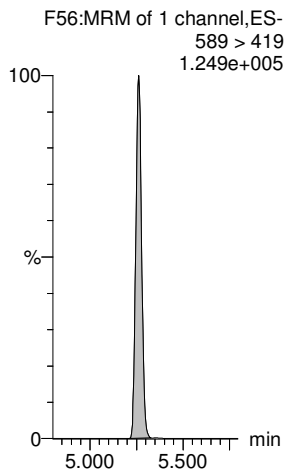
PFDS



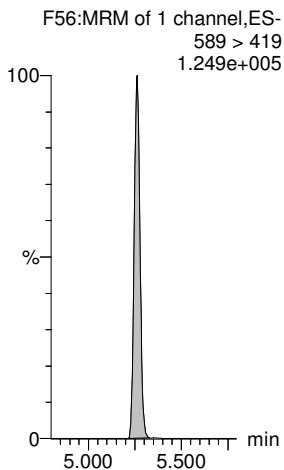
PFDoA



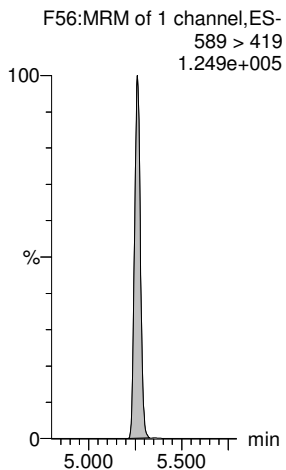
d5-N-EtFOSAA-EIS



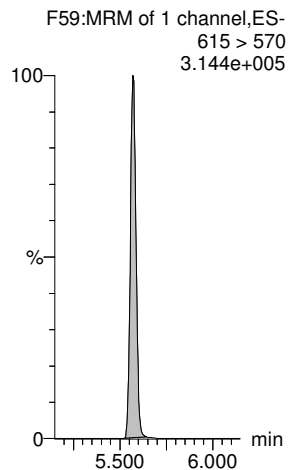
d5-N-EtFOSAA-EIS



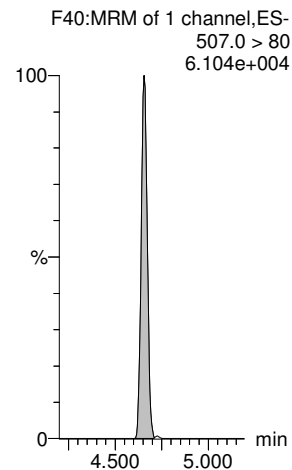
d5-N-EtFOSAA-EIS



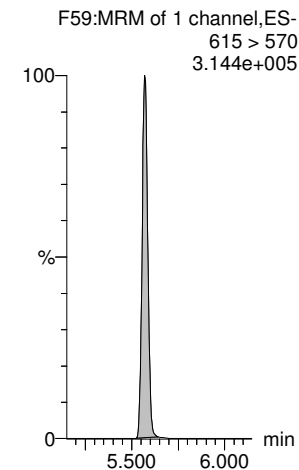
13C2-PFDoA-EIS



13C8-PFOS-EIS



13C2-PFDoA-EIS



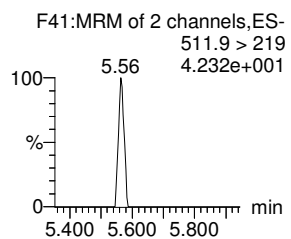
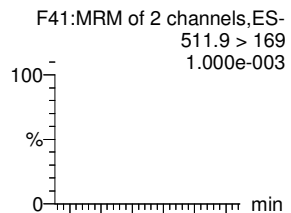
Dataset: Untitled

Last Altered: Thursday, May 20, 2021 17:30:51 Pacific Daylight Time

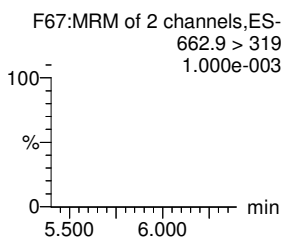
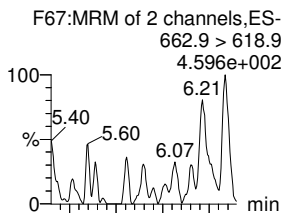
Printed: Thursday, May 20, 2021 17:31:30 Pacific Daylight Time

Name: 210515M2_64, Date: 16-May-2021, Time: 00:48:27, ID: 2105025-11 0.25566, Description: Field Blank 1

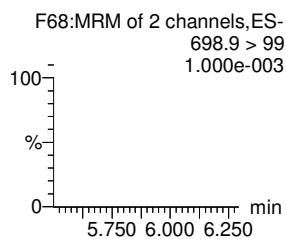
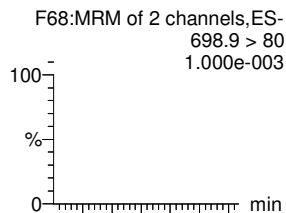
N-MeFOSA



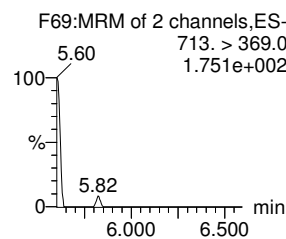
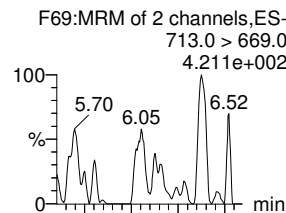
PFTrDA



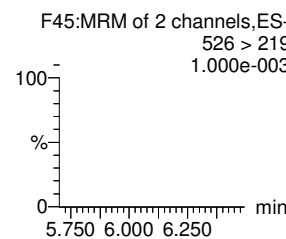
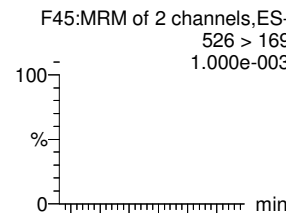
PFDoS



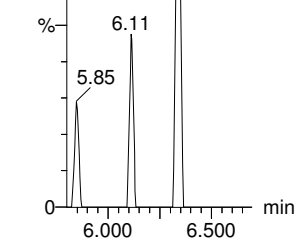
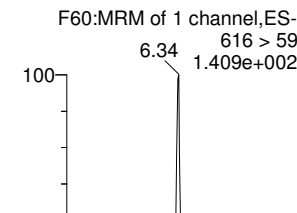
PFTeDA



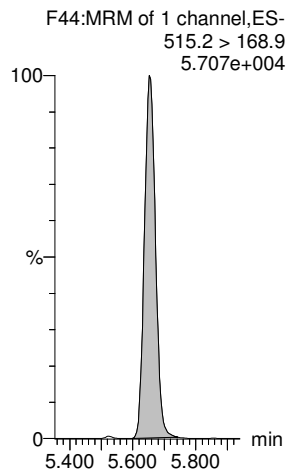
N-EtFOSA



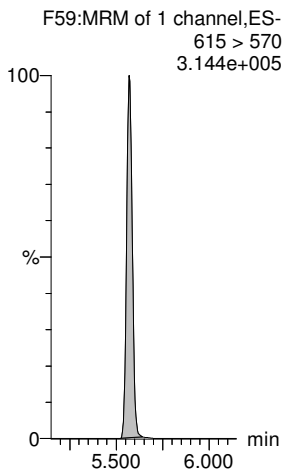
N-MeFOSE



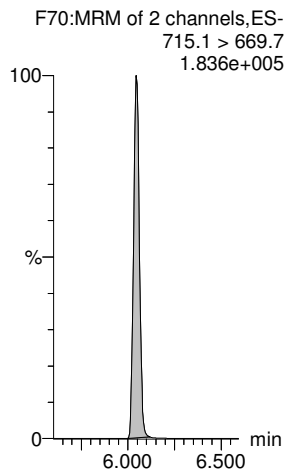
d3-N-MeFOSA-EIS



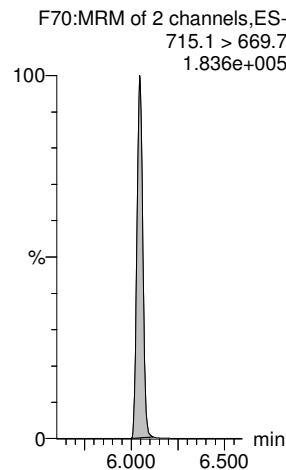
13C2-PFDoS-EIS



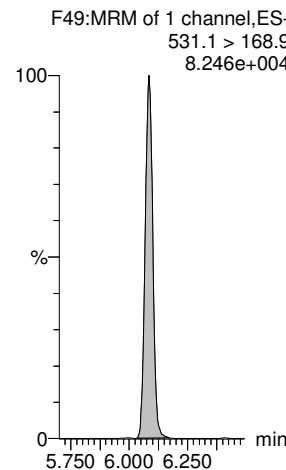
13C2-PFTeDA-EIS



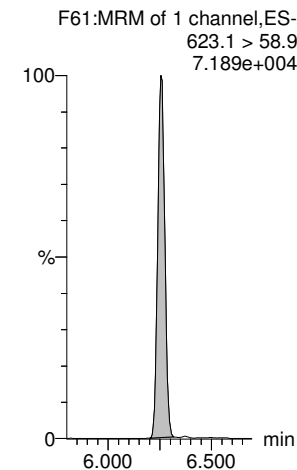
13C2-PFTeDA-EIS



d5-N-ETFOSE-EIS



d7-N-MeFOSE-EIS



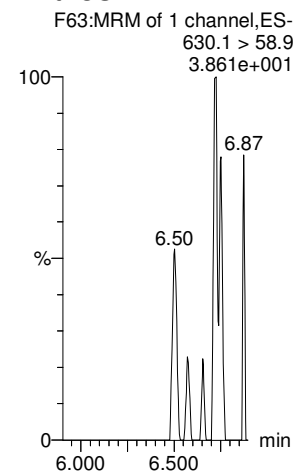
Dataset: Untitled

Last Altered: Thursday, May 20, 2021 17:30:51 Pacific Daylight Time

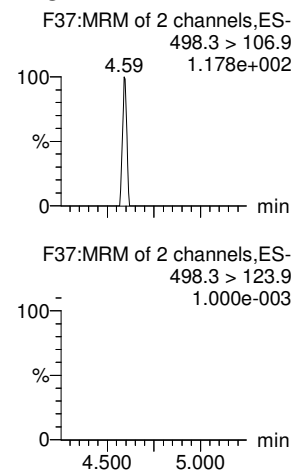
Printed: Thursday, May 20, 2021 17:31:30 Pacific Daylight Time

Name: 210515M2_64, Date: 16-May-2021, Time: 00:48:27, ID: 2105025-11 0.25566, Description: Field Blank 1

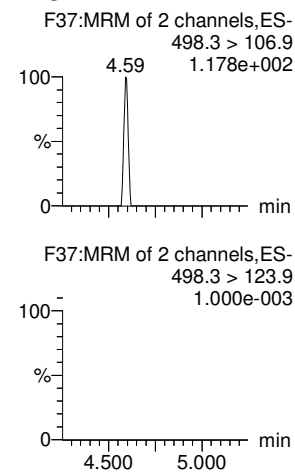
N-EtFOSE



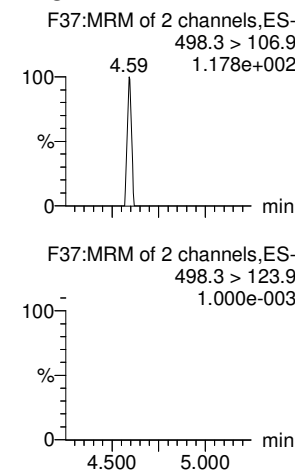
TDCA



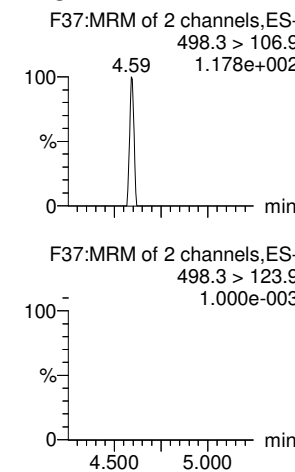
TDCA



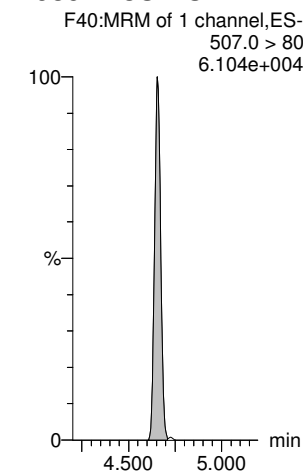
TDCA



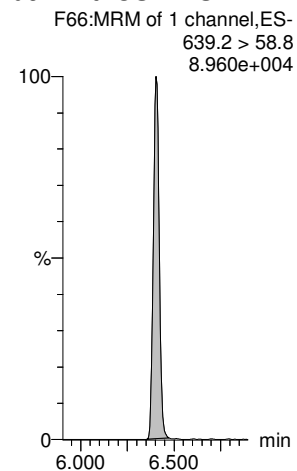
TDCA



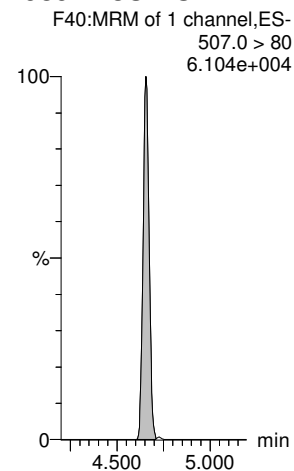
13C8-PFOS-EIS



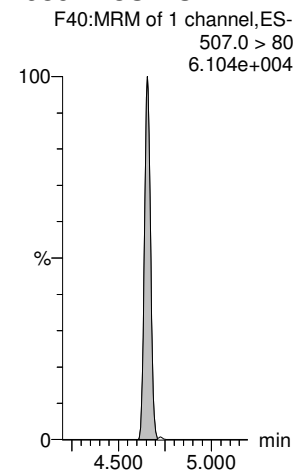
d9-N-EtFOSE-EIS



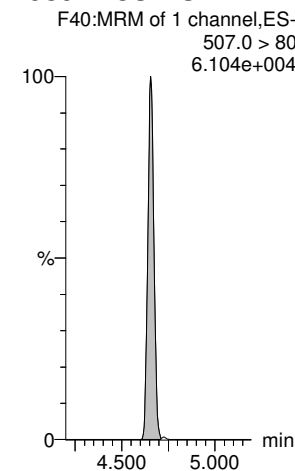
13C8-PFOS-EIS



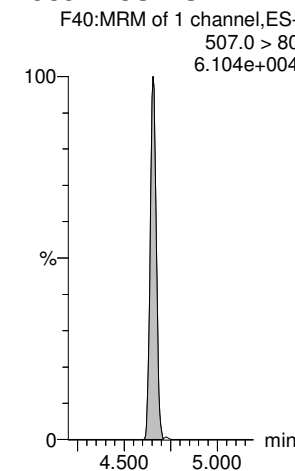
13C8-PFOS-EIS



13C8-PFOS-EIS



13C8-PFOS-EIS



Dataset: Z:\Projects\PFAS.PRO\Results\210515M2\210515M2-60-65.qld

Last Altered: Thursday, May 20, 2021 17:36:21 Pacific Daylight Time

Printed: Thursday, May 20, 2021 17:36:31 Pacific Daylight Time

Name: 210515M2_65, Date: 16-May-2021, Time: 00:58:49, ID: 2105025-12 0.25537, Description: Equipment Blank 1

#	Name	Trace	Area	IS Area	wt/vol	Pred.RT	RT	Response	Std. Conc	Conc.	%Rec	Ion Ratio	Ratio Out?
1	1 PFBA	213.0 > 169.0		2.735e3	0.255	1.25							
2	5 PFPeA	263.1 > 218.9		3.281e3	0.255	2.20							
3	7 PFBS	299.0 > 79.7		8.979e2	0.255	2.48							YES
4	10 4:2 FTS	327.0 > 306.9		9.034e2	0.255	2.92							YES
5	11 PFHxA	313.0 > 269.0		5.300e3	0.255	3.01							YES
6	12 PFPeS	349.0 > 80.0		8.979e2	0.255	3.20							YES
7	51 13C3-PFBA-EIS	216.1 > 171.8	2.735e3		0.255	1.27	1.25	2734.705	12.5	45.344	92.6		
8	52 13C3-PFPeA-EIS	266.0 > 221.8	3.281e3		0.255	2.19	2.20	3281.261	12.5	42.515	86.9		
9	53 13C3-PFBS-EIS	302.0 > 98.9	8.979e2		0.255	2.48	2.48	897.941	12.5	40.773	83.3		
10	55 13C2-4:2 FTS-EIS	329 > 79.9	9.034e2		0.255	2.92	2.92	903.393	12.5	44.522	91.0		
11	56 13C2-PFHxA-EIS	315.0 > 270.0	5.300e3		0.255	3.01	3.01	5299.666	12.5	43.118	88.1		
12	53 13C3-PFBS-EIS	302.0 > 98.9	8.979e2		0.255	2.48	2.48	897.941	12.5	40.773	83.3		
13	-1												
14	13 HFPO-DA	284.9 > 168.9		2.160e2	0.255	3.21							YES
15	15 PFHpA	363.0 > 318.9		3.038e3	0.255	3.61							YES
16	17 L-PFHxS	399 > 80.0		1.777e3	0.255	3.76							YES
17	18 Br-PFHxS	399 > 80.0		1.777e3	0.255	3.61							YES
18	77 Total PFHxS	399 > 80	0.000e0		0.255	3.75		0.000					
19	16 ADONA	376.8 > 250.9		3.038e3	0.255	3.70							YES
20	54 13C3-HFPO-DA-EIS	287.0 > 169	2.160e2		0.255	3.21	3.21	216.004	12.5	43.636	89.1		
21	57 13C4-PFHpA-EIS	367.2 > 321.8	3.038e3		0.255	3.61	3.61	3038.126	12.5	42.040	85.9		
22	58 13C3-PFHxS-EIS	401.8 > 79.9	1.777e3		0.255	3.76	3.76	1777.044	12.5	43.065	88.0		
23	58 13C3-PFHxS-EIS	401.8 > 79.9	1.777e3		0.255	3.76	3.76	1777.044	12.5	43.065	88.0		
24	58 13C3-PFHxS-EIS	401.8 > 79.9	1.777e3		0.255	3.76	3.76	1777.044	12.5	43.065	88.0		
25	57 13C4-PFHpA-EIS	367.2 > 321.8	3.038e3		0.255	3.61	3.61	3038.126	12.5	42.040	85.9		
26	-1												
27	19 6:2 FTS	427 > 407.0		9.706e2	0.255	4.07							YES
28	23 PFHpS	448.9 > 80.0		2.058e3	0.255	4.24							YES
29	20 L-PFOA	412.8 > 368.9	1.052e2	6.476e3	0.255	4.13	4.13	0.203				4.152	NO
30	21 Br-PFOA	412.8 > 368.9		6.476e3	0.255	3.97							YES
31	78 Total PFOA	412.8 > 368.9	1.052e2		0.255	4.11		0.000					
32	25 PFNA	463.0 > 418.8		6.257e3	0.255	4.57							YES
33	59 13C2-6:2 FTS-EIS	429.0 > 79.9	9.706e2		0.255	4.07	4.07	970.580	12.5	41.932	85.7		
34	63 13C8-PFOS-EIS	507.0 > 80	2.058e3		0.255	4.66	4.66	2057.930	12.5	42.226	86.3		
35	62 13C2-PFOA-EIS	414.9 > 369.7	6.476e3		0.255	4.13	4.13	6475.844	12.5	42.269	86.4		
36	62 13C2-PFOA-EIS	414.9 > 369.7	6.476e3		0.255	4.13	4.13	6475.844	12.5	42.269	86.4		

Dataset: Z:\Projects\PFAS.PRO\Results\210515M2\210515M2-60-65.qld

Last Altered: Thursday, May 20, 2021 17:36:21 Pacific Daylight Time
 Printed: Thursday, May 20, 2021 17:36:31 Pacific Daylight Time

Name: 210515M2_65, Date: 16-May-2021, Time: 00:58:49, ID: 2105025-12 0.25537, Description: Equipment Blank 1

#	Name	Trace	Area	IS Area	wt/vol	Pred.RT	RT	Response	Std. Conc	Conc.	%Rec	Ion Ratio	Ratio Out?
37	62 13C2-PFOA-EIS	414.9 > 369.7	6.476e3		0.255	4.13	4.13	6475.844	12.5	42.269	86.4		
38	60 13C5-PFNA-EIS	468.2 > 422.9	6.257e3		0.255	4.58	4.57	6256.716	12.5	43.780	89.4		
39	-1												
40	27 L-PFOS	499 > 79.9		2.058e3	0.255	4.66							YES
41	28 Br-PFOS	499 > 79.9		2.058e3	0.255	4.47							YES
42	79 Total PFOS	499 > 79.9	0.000e0		0.255	4.69		0.000					
43	30 PFDA	513 > 468.8		6.289e3	0.255	4.95							YES
44	26 PFOSA	498.0 > 78.0	3.448e0	1.598e3	0.255	4.62	4.62	0.027				10.775	YES
45	29 9CI-PF3ONS	530.9>351		2.058e3	0.255	4.87							YES
46	63 13C8-PFOS-EIS	507.0 > 80	2.058e3		0.255	4.66	4.66	2057.930	12.5	42.226	86.3		
47	63 13C8-PFOS-EIS	507.0 > 80	2.058e3		0.255	4.66	4.66	2057.930	12.5	42.226	86.3		
48	63 13C8-PFOS-EIS	507.0 > 80	2.058e3		0.255	4.66	4.66	2057.930	12.5	42.226	86.3		
49	64 13C2-PFDA-EIS	515.1 > 469.9	6.289e3		0.255	4.96	4.95	6288.748	12.5	41.475	84.7		
50	61 13C8-PFOSA-EIS	506. > 78	1.598e3		0.255	4.63	4.62	1597.799	12.5	21.919	44.8		
51	63 13C8-PFOS-EIS	507.0 > 80	2.058e3		0.255	4.66	4.66	2057.930	12.5	42.226	86.3		
52	-1												
53	31 8:2 FTS	527 > 507.0		1.153e3	0.255	4.92							YES
54	32 PFNS	548.9 > 79.9		2.058e3	0.255	5.01							YES
55	37 PFUdA	563.0 > 518.9		9.284e3	0.255	5.28							YES
56	33 L-MeFOSAA	570 > 419		5.097e3	0.255	5.10							YES
57	34 Br-MeFOSAA	570. > 419		5.097e3	0.255	4.90							YES
58	80 Total N-MeFOSAA	570. > 419	0.000e0		0.255	5.11		0.000					
59	65 13C2-8:2 FTS-EIS	529 > 79.9	1.153e3		0.255	4.93	4.92	1153.396	12.5	39.317	80.3		
60	63 13C8-PFOS-EIS	507.0 > 80	2.058e3		0.255	4.66	4.66	2057.930	12.5	42.226	86.3		
61	67 13C2-PFUdA-EIS	565 > 519.8	9.284e3		0.255	5.29	5.28	9283.730	12.5	38.392	78.4		
62	66 d3-N-MeFOSAA-EIS	573 > 419	5.097e3		0.255	5.11	5.10	5096.667	12.5	35.939	73.4		
63	66 d3-N-MeFOSAA-EIS	573 > 419	5.097e3		0.255	5.11	5.10	5096.667	12.5	35.939	73.4		
64	66 d3-N-MeFOSAA-EIS	573 > 419	5.097e3		0.255	5.11	5.10	5096.667	12.5	35.939	73.4		
65	-1												
66	35 L-EtFOSAA	584 > 419		4.281e3	0.255	5.26							YES
67	36 Br-ETFOSAA	584 > 419		4.281e3	0.255	5.05							YES
68	81 Total N-EtFOSAA	584 > 419	0.000e0		0.255	5.27		0.000					
69	39 11Cl-PF3OUdS	630.9 > 450.9		1.016e4	0.255	5.50							YES
70	38 PFDS	599.0 > 80.0		2.058e3	0.255	5.32							YES
71	41 PFDoA	612.9 > 569.0		1.016e4	0.255	5.57							YES
72	68 d5-N-EtFOSAA-EIS	589 > 419	4.281e3		0.255	5.27	5.26	4280.841	12.5	35.684	72.9		

Dataset: Z:\Projects\PFAS.PRO\Results\210515M2\210515M2-60-65.qld

Last Altered: Thursday, May 20, 2021 17:36:21 Pacific Daylight Time
 Printed: Thursday, May 20, 2021 17:36:31 Pacific Daylight Time

Name: 210515M2_65, Date: 16-May-2021, Time: 00:58:49, ID: 2105025-12 0.25537, Description: Equipment Blank 1

	# Name	Trace	Area	IS Area	wt/vol	Pred.RT	RT	Response	Std. Conc	Conc.	%Rec	Ion Ratio	Ratio Out?
73	68 d5-N-EtFOSAA-EIS	589 > 419	4.281e3		0.255	5.27	5.26	4280.841	12.5	35.684	72.9		
74	68 d5-N-EtFOSAA-EIS	589 > 419	4.281e3		0.255	5.27	5.26	4280.841	12.5	35.684	72.9		
75	69 13C2-PFDoA-EIS	615 > 570	1.016e4		0.255	5.58	5.57	10164.019	12.5	36.469	74.5		
76	63 13C8-PFOS-EIS	507.0 > 80	2.058e3		0.255	4.66	4.66	2057.930	12.5	42.226	86.3		
77	69 13C2-PFDoA-EIS	615 > 570	1.016e4		0.255	5.58	5.57	10164.019	12.5	36.469	74.5		
78	-1												
79	42 N-MeFOSA	511.9 > 169		2.778e3	0.255	5.64							YES
80	43 PFTrDA	662.9 > 618.9		1.016e4	0.255	5.83							YES
81	44 PFDoS	698.9 > 80		6.412e3	0.255	5.86							YES
82	45 PFTeDA	713.0 > 669.0		6.412e3	0.255	6.05							YES
83	46 N-EtFOSA	526 > 169		3.673e3	0.255	6.06							YES
84	49 N-MeFOSE	616 > 59		2.879e3	0.255	6.25							
85	71 d3-N-MeFOSA-EIS	515.2 > 168.9	2.778e3		0.255	5.66	5.66	2778.127	149.2	146.186	25.0		
86	69 13C2-PFDoA-EIS	615 > 570	1.016e4		0.255	5.58	5.57	10164.019	12.5	36.469	74.5		
87	72 13C2-PFTeDA-EIS	715.1 > 669.7	6.412e3		0.255	6.06	6.05	6412.418	12.5	35.469	72.5		
88	72 13C2-PFTeDA-EIS	715.1 > 669.7	6.412e3		0.255	6.06	6.05	6412.418	12.5	35.469	72.5		
89	73 d5-N-ETFOSA-EIS	531.1 > 168.9	3.673e3		0.255	6.09	6.08	3673.456	149.2	147.494	25.2		
90	75 d7-N-MeFOSE-EIS	623.1 > 58.9	2.879e3		0.255	6.26	6.25	2878.743	149.2	233.275	39.9		
91	-1												
92	50 N-EtFOSE	630.1 > 58.9		3.396e3	0.255	6.41							
93	82 TDCA	498.3>106.9			0.255	4.91							YES
94	82 TDCA	498.3>106.9			0.255	4.91							YES
95	82 TDCA	498.3>106.9			0.255	4.91							YES
96	82 TDCA	498.3>106.9			0.255	4.91							YES
97	63 13C8-PFOS-EIS	507.0 > 80	2.058e3		0.255	4.66	4.66	2057.930	12.5	42.226	86.3		
98	76 d9-N-EtFOSE-EIS	639.2 > 58.8	3.396e3		0.255	6.41	6.41	3395.508	149.2	238.906	40.9		
99	63 13C8-PFOS-EIS	507.0 > 80	2.058e3		0.255	4.66	4.66	2057.930	12.5	42.226	86.3		
100	63 13C8-PFOS-EIS	507.0 > 80	2.058e3		0.255	4.66	4.66	2057.930	12.5	42.226	86.3		
101	63 13C8-PFOS-EIS	507.0 > 80	2.058e3		0.255	4.66	4.66	2057.930	12.5	42.226	86.3		
102	63 13C8-PFOS-EIS	507.0 > 80	2.058e3		0.255	4.66	4.66	2057.930	12.5	42.226	86.3		

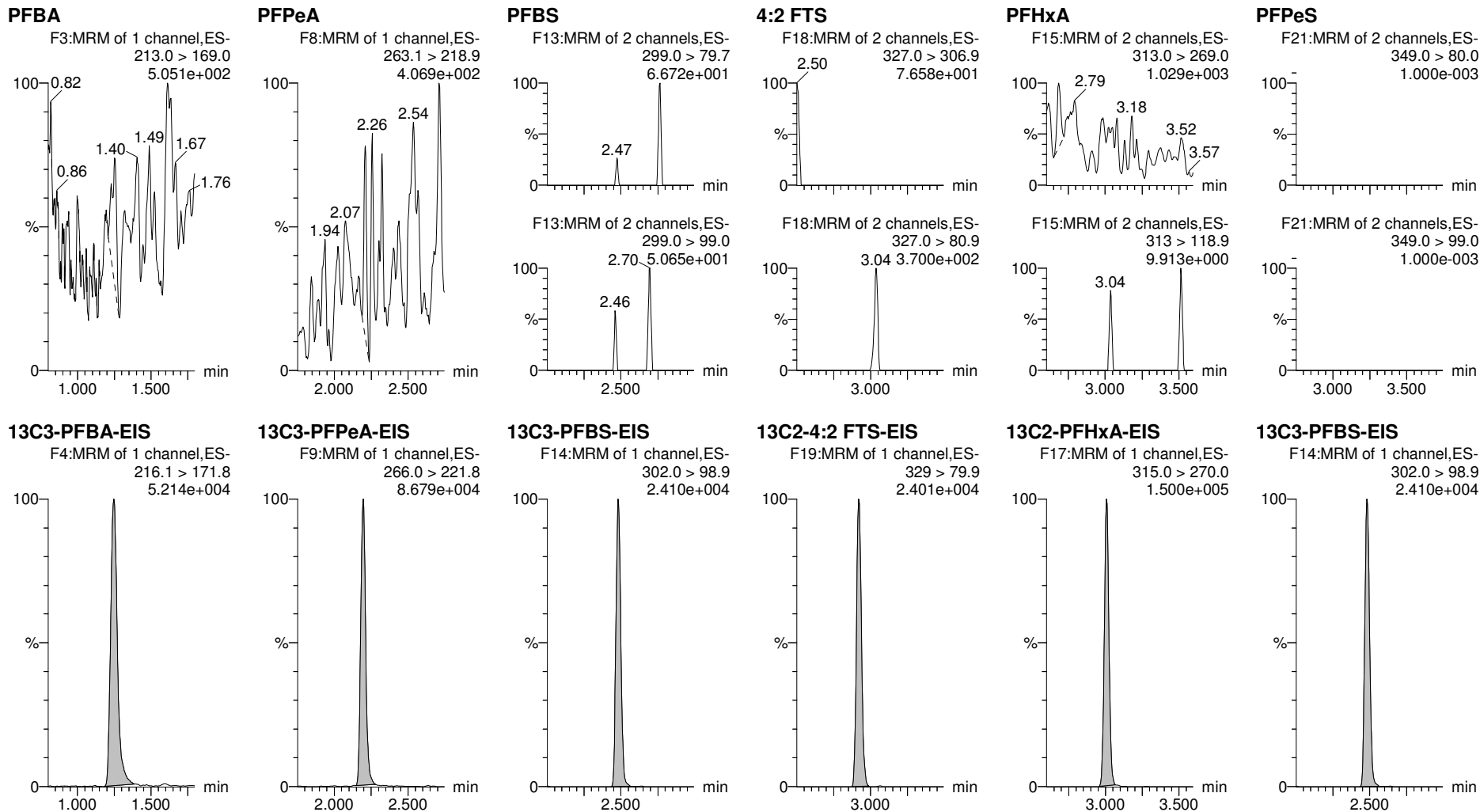
Dataset: Z:\Projects\PFAS.PRO\Results\210515M2\210515M2-60-65.qld

Last Altered: Thursday, May 20, 2021 17:36:21 Pacific Daylight Time

Printed: Thursday, May 20, 2021 17:36:31 Pacific Daylight Time

Method: Z:\Projects\PFAS.PRO\MethDB\PFAS_FULL_80C_051521.mdb 17 May 2021 08:41:05
Calibration: Z:\Projects\PFAS.PRO\CurveDB\C18_VAL-PFAS_Q4_05-15-21.cdb 17 May 2021 09:24:52

Name: 210515M2_65, Date: 16-May-2021, Time: 00:58:49, ID: 2105025-12 0.25537, Description: Equipment Blank 1

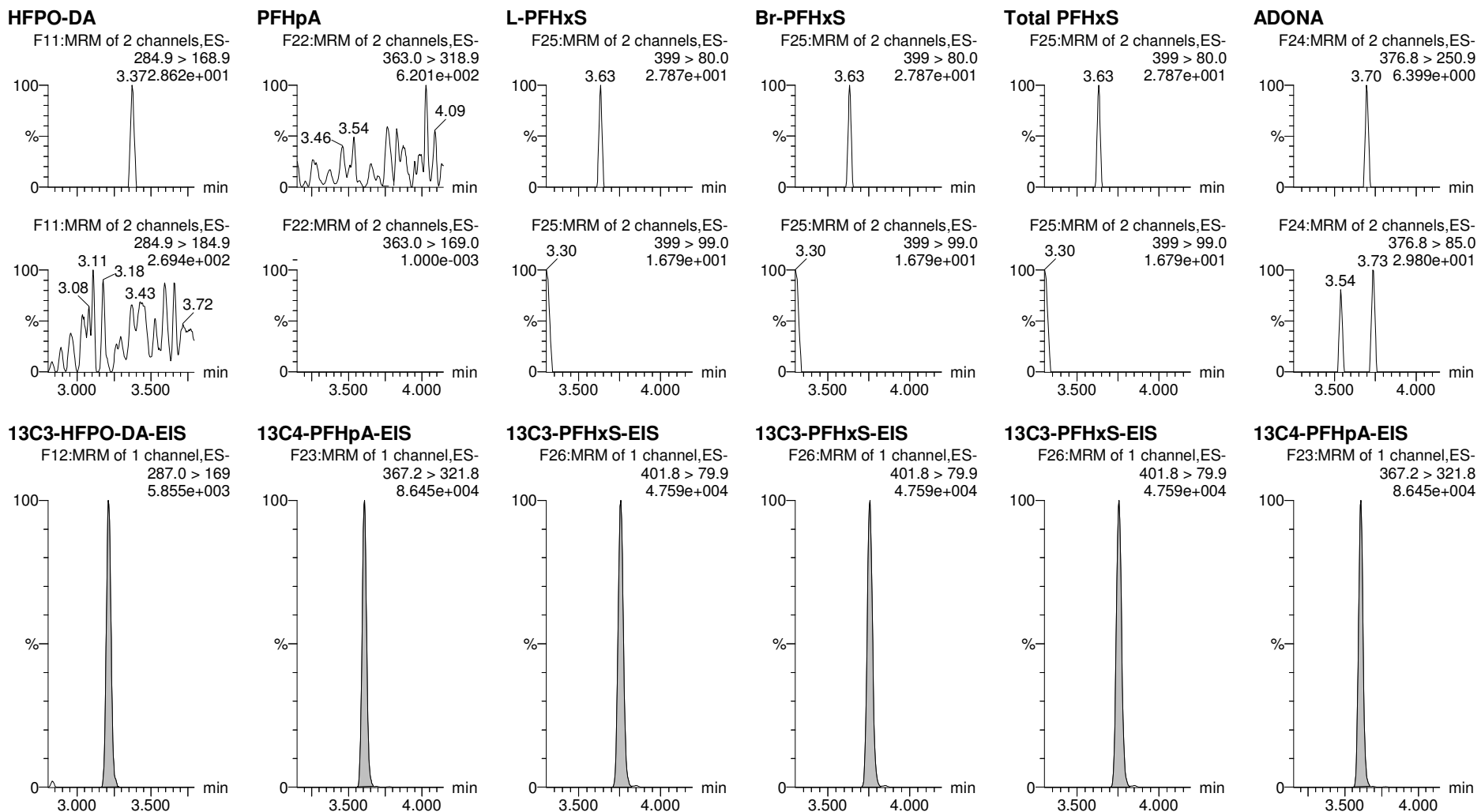


Dataset: Z:\Projects\PFAS.PRO\Results\210515M2\210515M2-60-65.qld

Last Altered: Thursday, May 20, 2021 17:36:21 Pacific Daylight Time

Printed: Thursday, May 20, 2021 17:36:31 Pacific Daylight Time

Name: 210515M2_65, Date: 16-May-2021, Time: 00:58:49, ID: 2105025-12 0.25537, Description: Equipment Blank 1



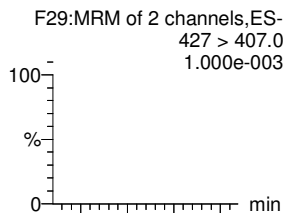
Dataset: Z:\Projects\PFAS.PRO\Results\210515M2\210515M2-60-65.qld

Last Altered: Thursday, May 20, 2021 17:36:21 Pacific Daylight Time

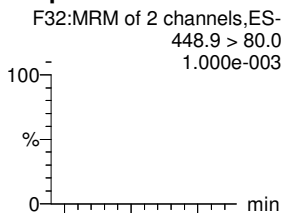
Printed: Thursday, May 20, 2021 17:36:31 Pacific Daylight Time

Name: 210515M2_65, Date: 16-May-2021, Time: 00:58:49, ID: 2105025-12 0.25537, Description: Equipment Blank 1

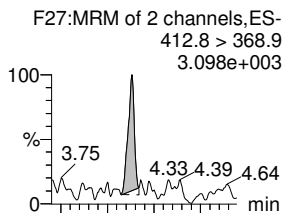
6:2 FTS



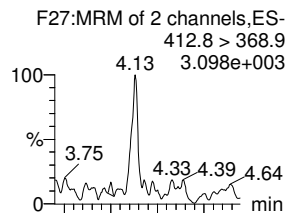
PFHpS



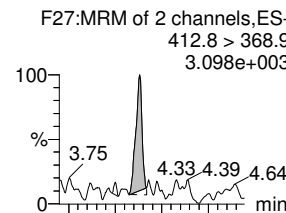
L-PFOA



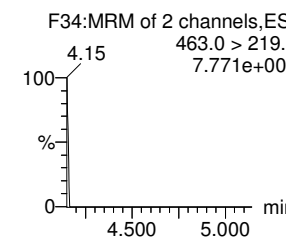
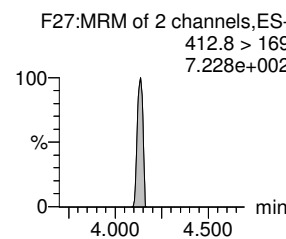
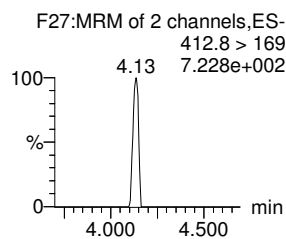
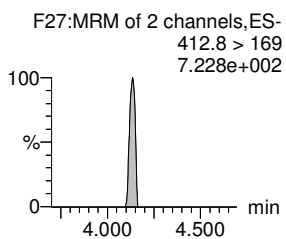
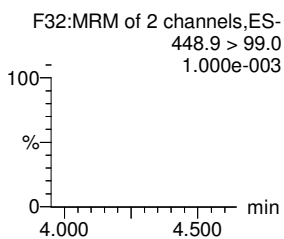
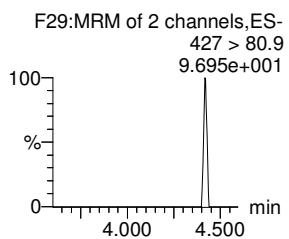
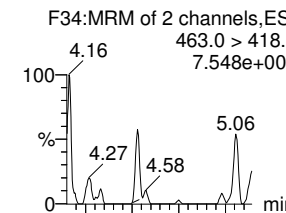
Br-PFOA



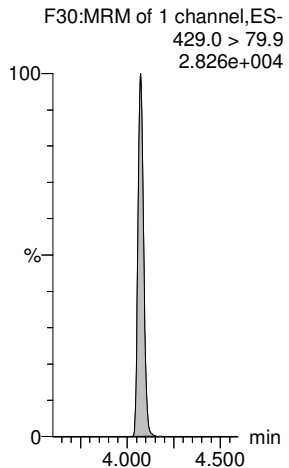
Total PFOA



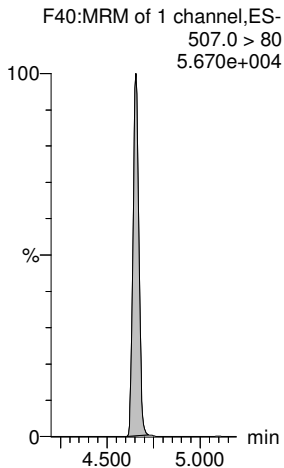
PFNA



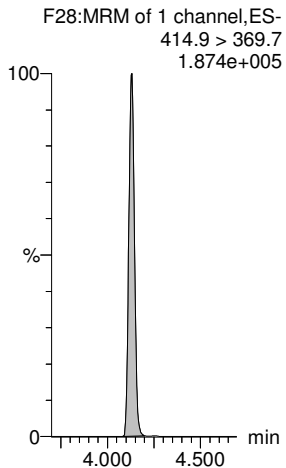
13C2-6:2 FTS-EIS



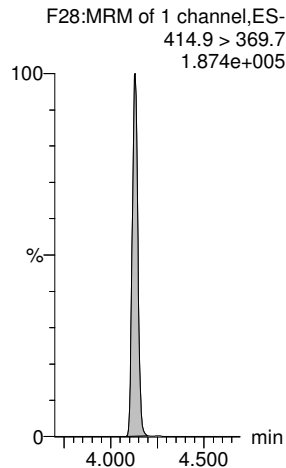
13C8-PFOS-EIS



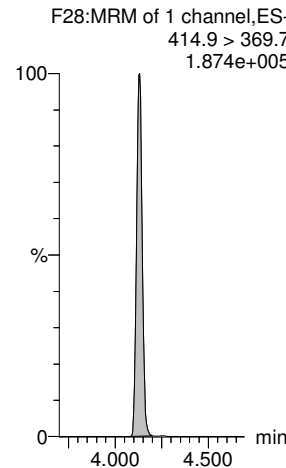
13C2-PFOA-EIS



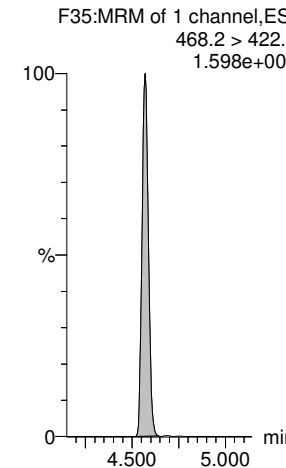
13C2-PFOA-EIS



13C2-PFOA-EIS



13C5-PFNA-EIS



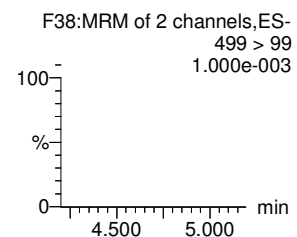
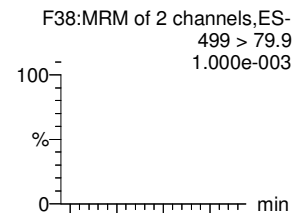
Dataset: Z:\Projects\PFAS.PRO\Results\210515M2\210515M2-60-65.qld

Last Altered: Thursday, May 20, 2021 17:36:21 Pacific Daylight Time

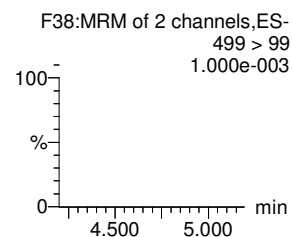
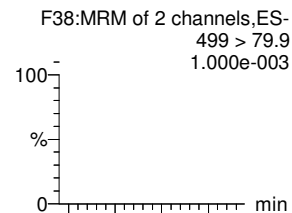
Printed: Thursday, May 20, 2021 17:36:31 Pacific Daylight Time

Name: 210515M2_65, Date: 16-May-2021, Time: 00:58:49, ID: 2105025-12 0.25537, Description: Equipment Blank 1

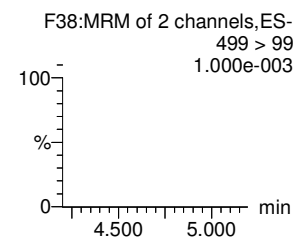
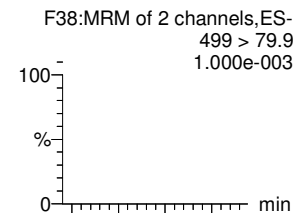
L-PFOS



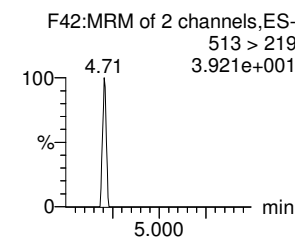
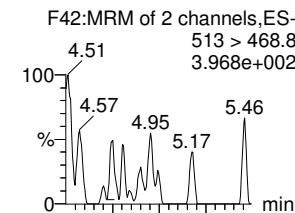
Br-PFOS



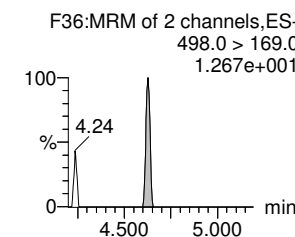
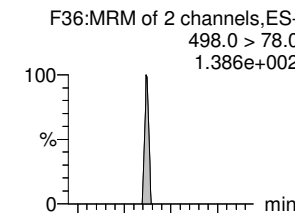
Total PFOS



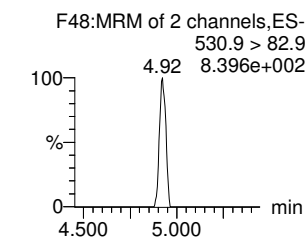
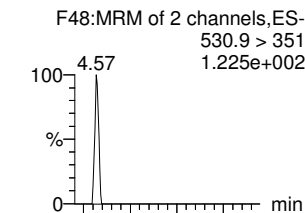
PFDA



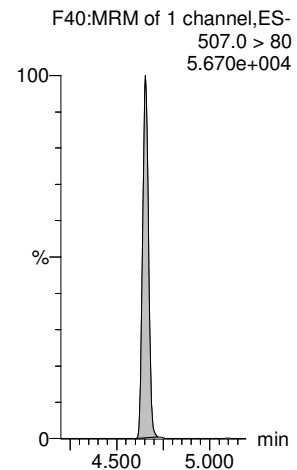
PFOSA



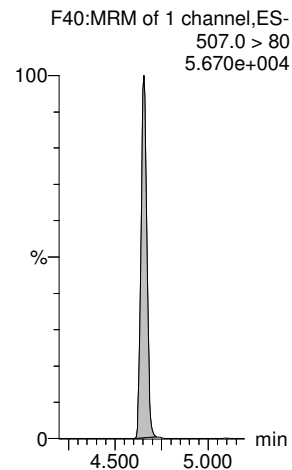
9CI-PF3ONS



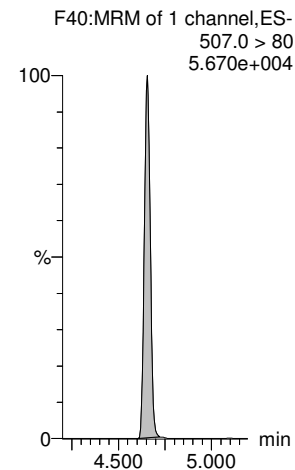
13C8-PFOS-EIS



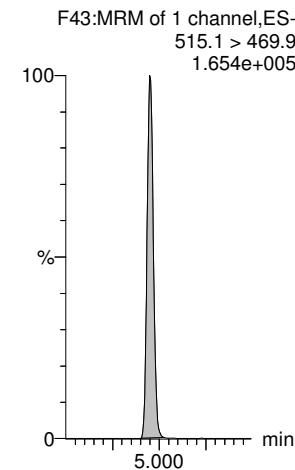
13C8-PFOS-EIS



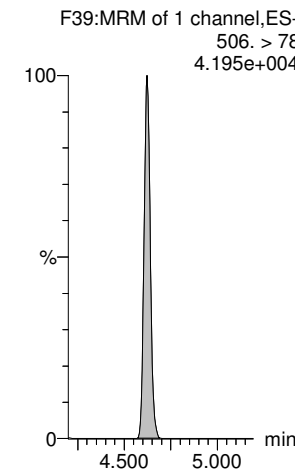
13C8-PFOS-EIS



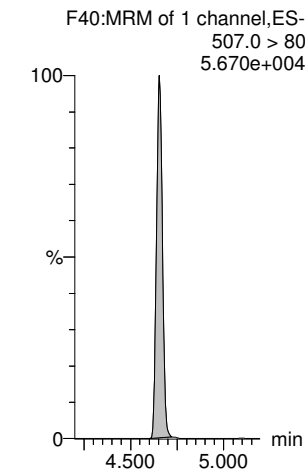
13C2-PFDA-EIS



13C8-PFOSA-EIS



13C8-PFOS-EIS

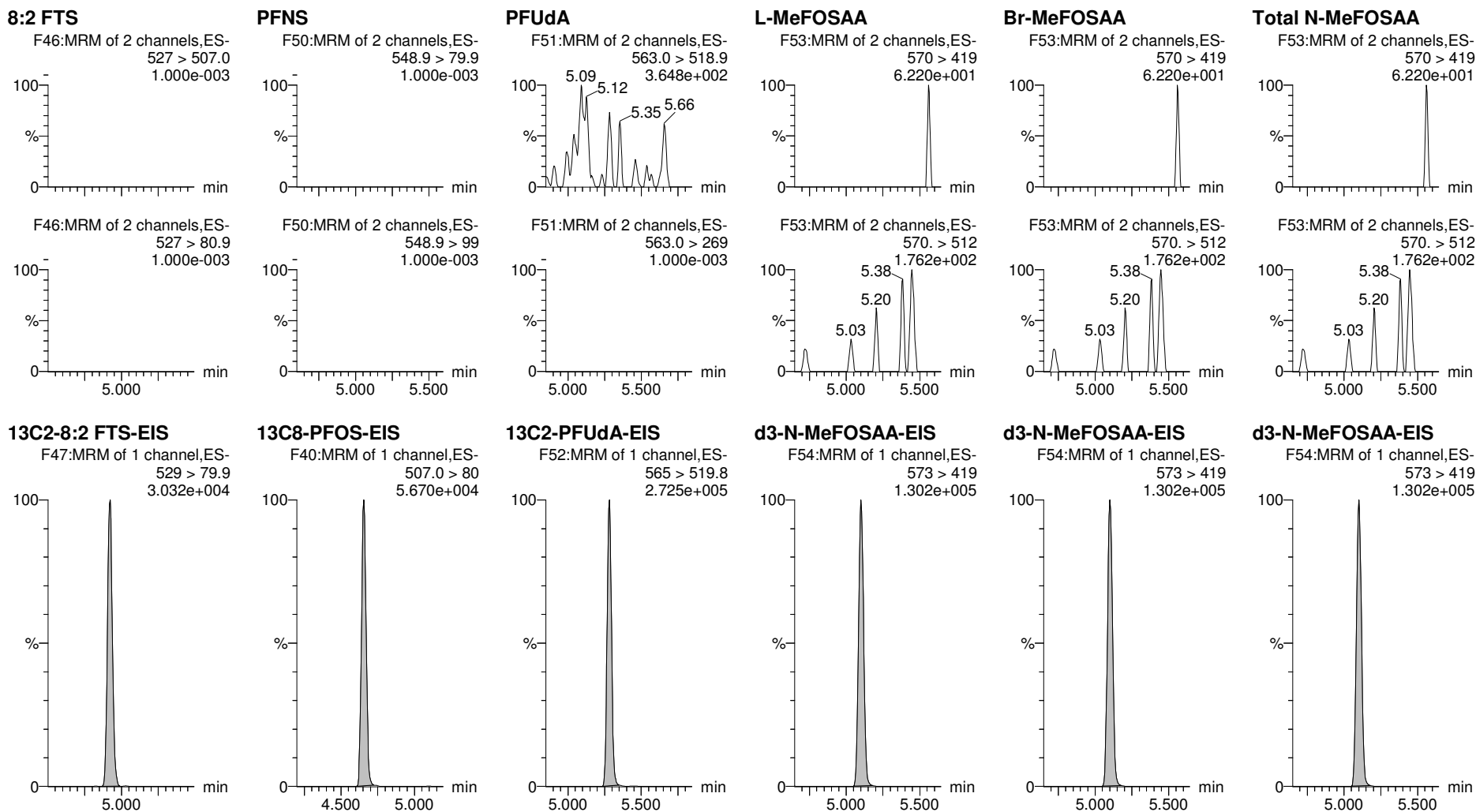


Dataset: Z:\Projects\PFAS.PRO\Results\210515M2\210515M2-60-65.qld

Last Altered: Thursday, May 20, 2021 17:36:21 Pacific Daylight Time

Printed: Thursday, May 20, 2021 17:36:31 Pacific Daylight Time

Name: 210515M2_65, Date: 16-May-2021, Time: 00:58:49, ID: 2105025-12 0.25537, Description: Equipment Blank 1



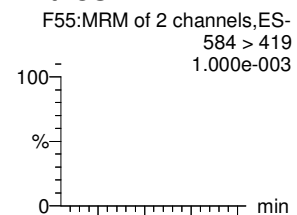
Dataset: Z:\Projects\PFAS.PRO\Results\210515M2\210515M2-60-65.qld

Last Altered: Thursday, May 20, 2021 17:36:21 Pacific Daylight Time

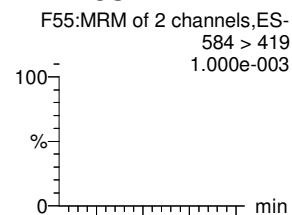
Printed: Thursday, May 20, 2021 17:36:31 Pacific Daylight Time

Name: 210515M2_65, Date: 16-May-2021, Time: 00:58:49, ID: 2105025-12 0.25537, Description: Equipment Blank 1

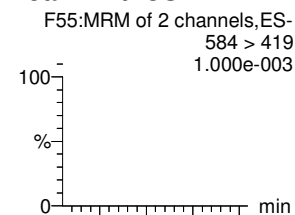
L-EtFOSAA



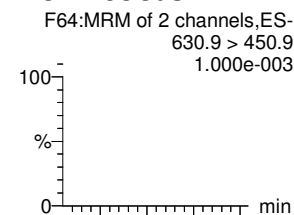
Br-ETFOSAA



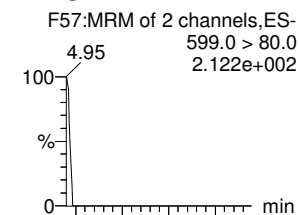
Total N-EtFOSAA



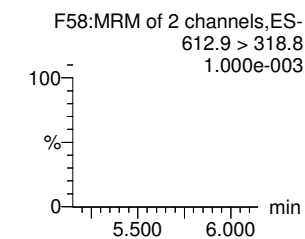
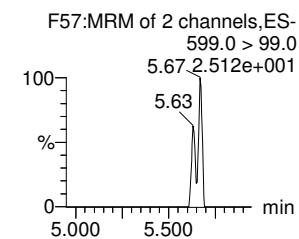
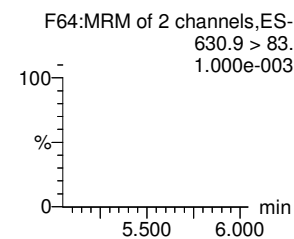
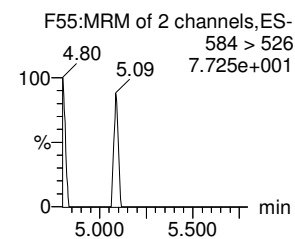
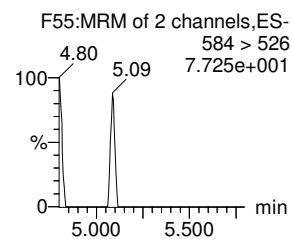
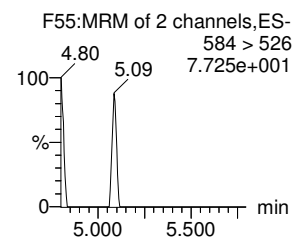
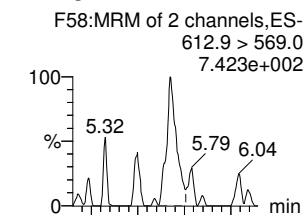
11Cl-PF3OUdS



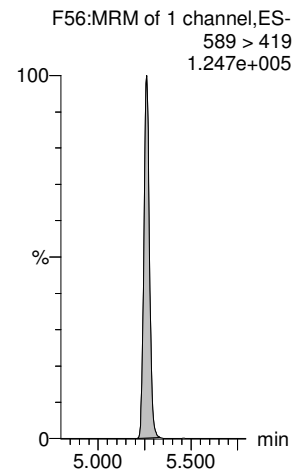
PFDS



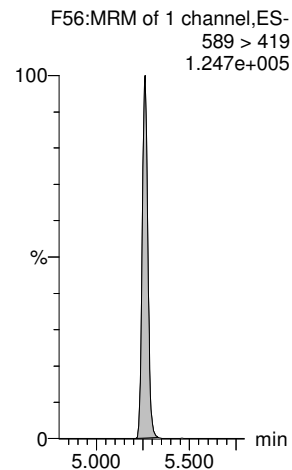
PFDoA



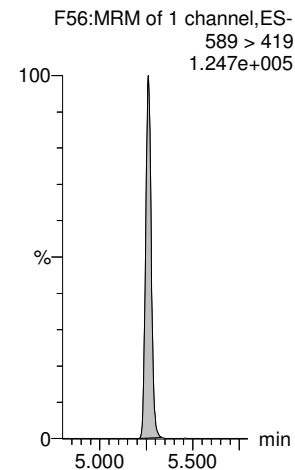
d5-N-EtFOSAA-EIS



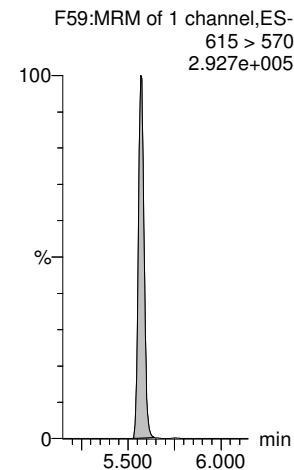
d5-N-EtFOSAA-EIS



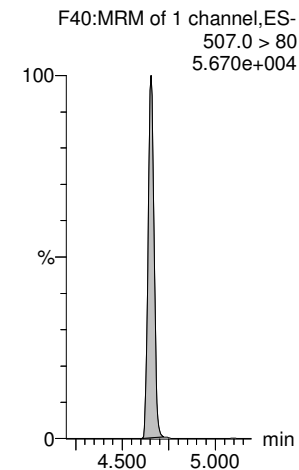
d5-N-EtFOSAA-EIS



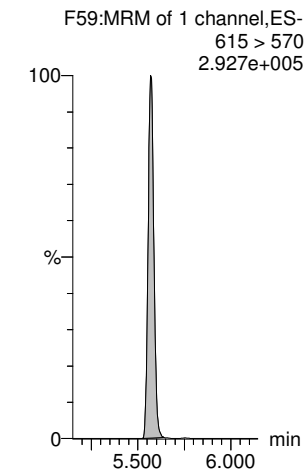
13C2-PFDoA-EIS



13C8-PFOS-EIS



13C2-PFDoA-EIS



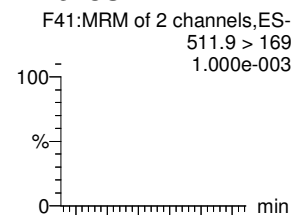
Dataset: Z:\Projects\PFAS.PRO\Results\210515M2\210515M2-60-65.qld

Last Altered: Thursday, May 20, 2021 17:36:21 Pacific Daylight Time

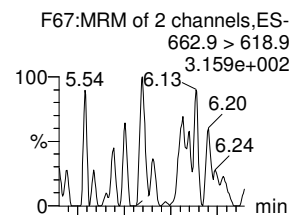
Printed: Thursday, May 20, 2021 17:36:31 Pacific Daylight Time

Name: 210515M2_65, Date: 16-May-2021, Time: 00:58:49, ID: 2105025-12 0.25537, Description: Equipment Blank 1

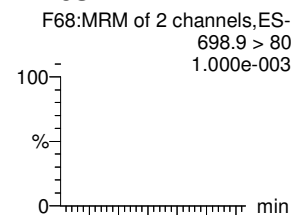
N-MeFOSA



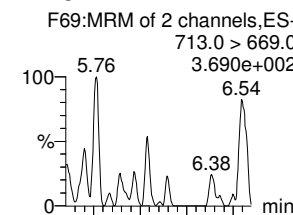
PFTTrDA



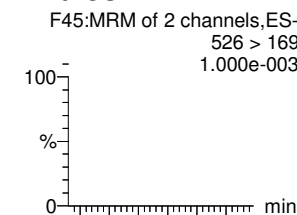
PFDoS



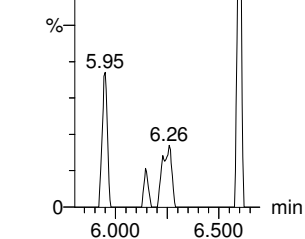
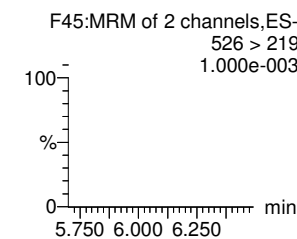
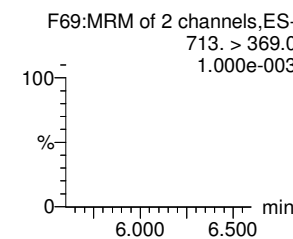
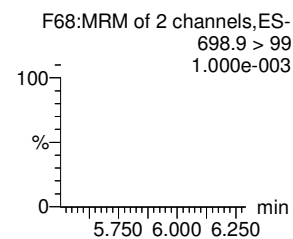
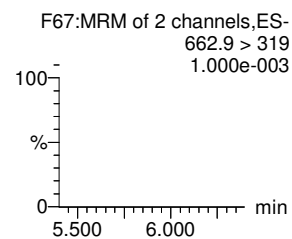
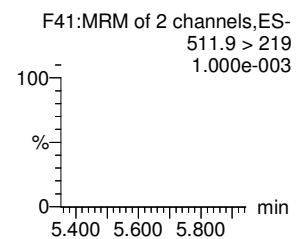
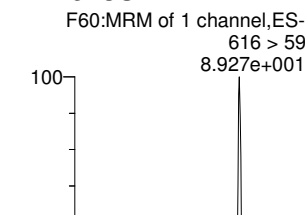
PFTeDA



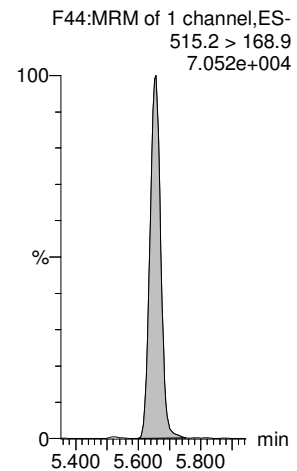
N-EtFOSA



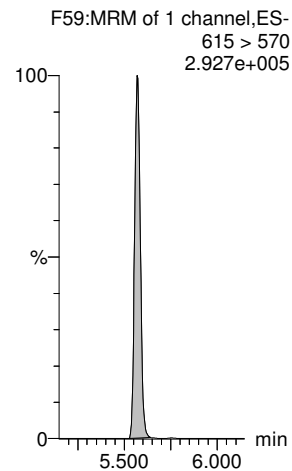
N-MeFOSE



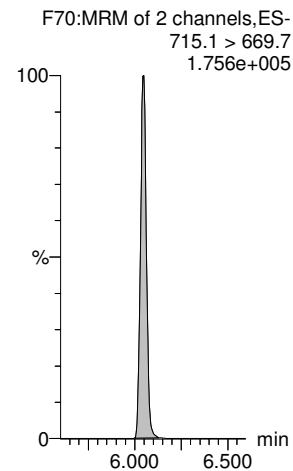
d3-N-MeFOSA-EIS



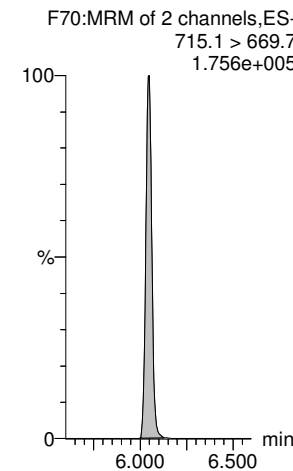
13C2-PFDoS-EIS



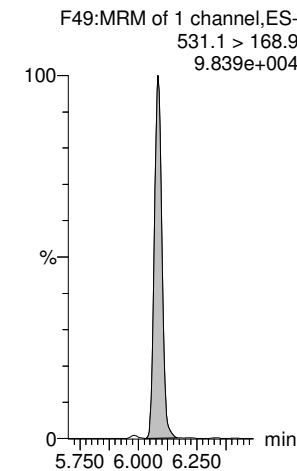
13C2-PFTeDA-EIS



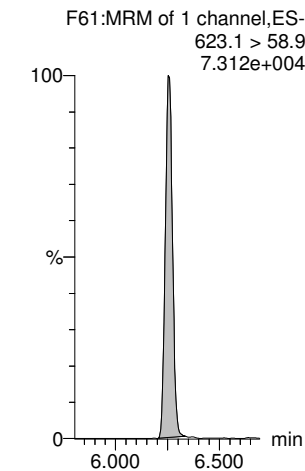
13C2-PFTeDA-EIS



d5-N-ETFOSA-EIS



d7-N-MeFOSE-EIS



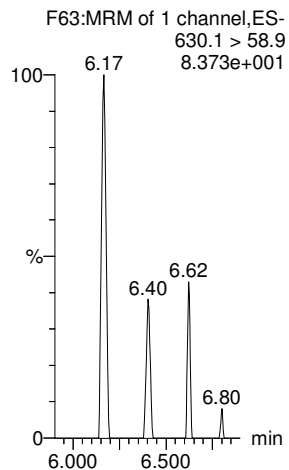
Dataset: Z:\Projects\PFAS.PRO\Results\210515M2\210515M2-60-65.qld

Last Altered: Thursday, May 20, 2021 17:36:21 Pacific Daylight Time

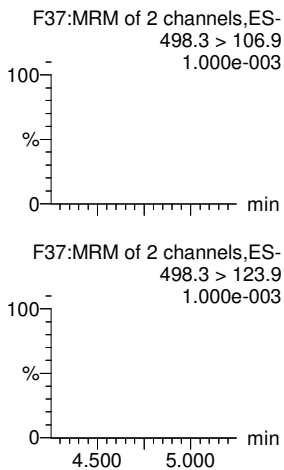
Printed: Thursday, May 20, 2021 17:36:31 Pacific Daylight Time

Name: 210515M2_65, Date: 16-May-2021, Time: 00:58:49, ID: 2105025-12 0.25537, Description: Equipment Blank 1

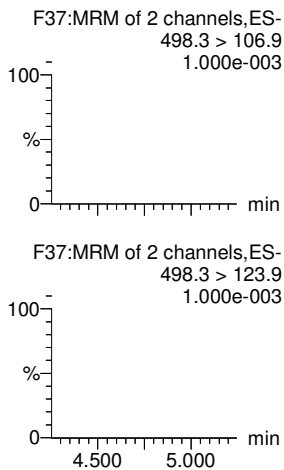
N-EtFOSE



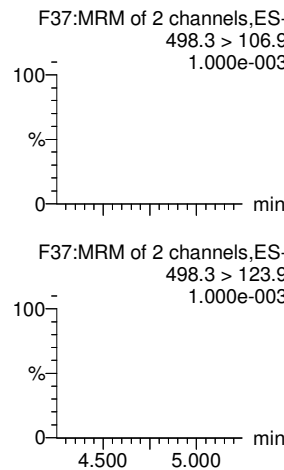
TDCA



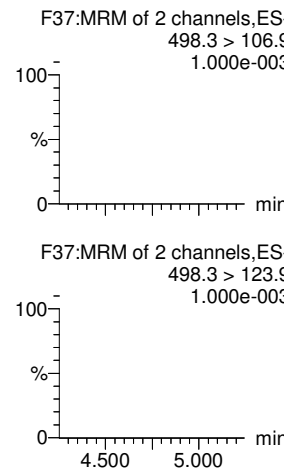
TDCA



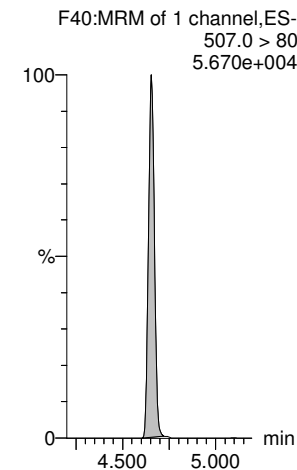
TDCA



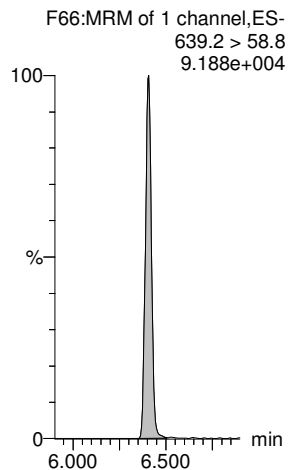
TDCA



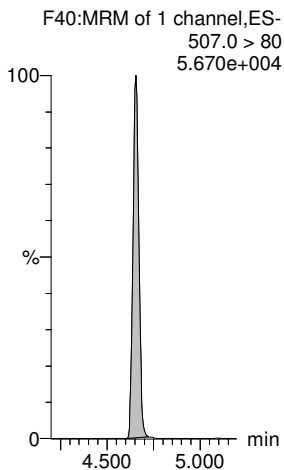
13C8-PFOS-EIS



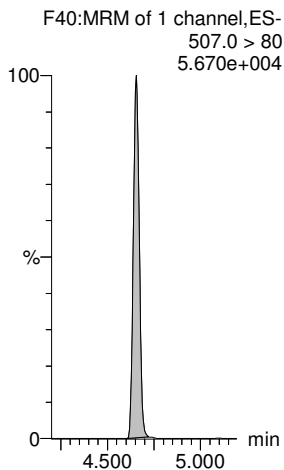
d9-N-EtFOSE-EIS



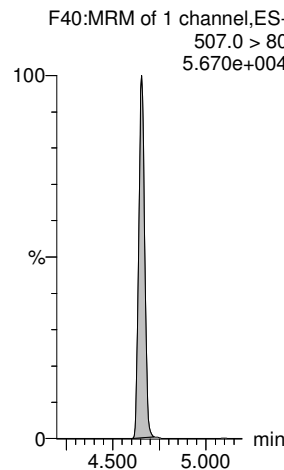
13C8-PFOS-EIS



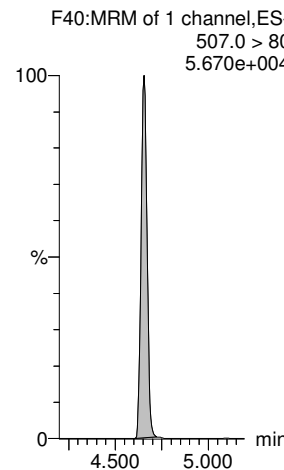
13C8-PFOS-EIS



13C8-PFOS-EIS



13C8-PFOS-EIS



CONTINUING CALIBRATION

Vista Analytical Laboratory

Dataset: Untitled

Last Altered: Monday, May 17, 2021 10:36:32 Pacific Daylight Time

Printed: Monday, May 17, 2021 10:36:52 Pacific Daylight Time

*Blank

Method: F:\Projects\PFAS.PRO\MethDB\PFAS_FULL_80C_051521.mdb 17 May 2021 08:41:05

Calibration: F:\Projects\PFAS.PRO\CurveDB\C18_VAL-PFAS_Q4_05-15-21.cdb 17 May 2021 09:24:52

Compound name: PFBA

#	Name	ID	Acq.Date	Acq.Time
1	1 210515M2_7	IPA	15-May-21	14:56:36
2	2 210515M2_8	ST210515M2-1 PFC CS-2 21D2801	15-May-21	15:07:00
3	3 210515M2_9	ST210515M2-2 PFC CS-1 21D2802	15-May-21	15:17:27
4	4 210515M2_10	ST210515M2-3 PFC CS0 21D2803	15-May-21	15:27:52
5	5 210515M2_11	ST210515M2-4 PFC CS1 21D2804	15-May-21	15:38:17
6	6 210515M2_12	ST210515M2-5 PFC CS2 21D2805	15-May-21	15:48:39
7	7 210515M2_13	ST210515M2-6 PFC CS3 21D2806	15-May-21	15:59:01
8	8 210515M2_14	ST210515M2-7 PFC CS4 21D2807	15-May-21	16:09:23
9	9 210515M2_15	ST210515M2-8 PFC CS5 21D2808	15-May-21	16:19:46
10	10 210515M2_16	ST210515M2-9 PFC CS6 21D2809	15-May-21	16:30:08
11	11 210515M2_17	ST210515M2-10 PFC CS7 21D2810	15-May-21	16:40:30
12	12 210515M2_18	IB	15-May-21	16:50:54
13	13 210515M2_19	ICV210515M2-1 PFC ICV 21E1106	15-May-21	17:01:21
14	14 210515M2_20	IB	15-May-21	17:11:42
15	15 210515M2_21	B1D0251-BLK1 0.5	15-May-21	17:22:04
16	16 210515M2_22	2104269-06 0.9691	15-May-21	17:32:27
17	17 210515M2_23	B1E0051-BLK1 0.25	15-May-21	17:42:49
18	18 210515M2_24	B1E0051-BS1 0.25	15-May-21	17:53:11
19	19 210515M2_25	B1E0051-BSD1 0.25	15-May-21	18:03:33
20	20 210515M2_26	2105039-01 0.25533	15-May-21	18:13:55
21	21 210515M2_27	2105039-02 0.23756	15-May-21	18:24:17
22	22 210515M2_28	2105039-03 0.25579	15-May-21	18:34:40
23	23 210515M2_29	2105039-04 0.24972	15-May-21	18:45:02
24	24 210515M2_30	2104292-01@10X 0.11477	15-May-21	18:55:24
25	25 210515M2_31	B1D0256-BS1 0.25	15-May-21	19:05:47
26	26 210515M2_32	2104298-04@50X 0.25624	15-May-21	19:16:08
27	27 210515M2_33	2104298-04@10X 0.25624	15-May-21	19:26:31
28	28 210515M2_34	2104298-04 0.25624	15-May-21	19:36:53
29	29 210515M2_35	IB	15-May-21	19:47:15
30	30 210515M2_36	B1E0048-BLK1 0.5	15-May-21	19:57:38
31	31 210515M2_37	B1E0048-BS1 0.5	15-May-21	20:08:00
32	32 210515M2_38	2104295-03 14.11	15-May-21	20:18:22

Vista Analytical Laboratory

Dataset: Untitled

Last Altered: Monday, May 17, 2021 10:36:32 Pacific Daylight Time

Printed: Monday, May 17, 2021 10:36:52 Pacific Daylight Time

Compound name: PFBA

#	Name	ID	Acq.Date	Acq.Time
33	33 210515M2_39	IB	15-May-21	20:28:44
34	34 210515M2_40	ST210515M2-11 PFC CS3 21D2806	15-May-21	20:39:06
35	35 210515M2_41	IB	15-May-21	20:49:29
36	36 210515M2_42	2104295-04 14.6205	15-May-21	20:59:51
37	37 210515M2_43	2104295-05 14.0449	15-May-21	21:10:13
38	38 210515M2_44	2104295-06 11.9375	15-May-21	21:20:35
39	39 210515M2_45	2104295-07 17.6003	15-May-21	21:30:58
40	40 210515M2_46	B1E0081-BLK1 0.25	15-May-21	21:41:20
41	41 210515M2_47	B1E0081-BS1 0.25	15-May-21	21:51:43
42	42 210515M2_48	2104201-16 0.25251*	15-May-21	22:02:05
43	43 210515M2_49	2104201-17 0.23899*	15-May-21	22:12:29
44	44 210515M2_50	2104241-09 0.25231*	15-May-21	22:22:54
45	45 210515M2_51	2105025-01 0.24274	15-May-21	22:33:18
46	46 210515M2_52	2105025-02 0.2475	15-May-21	22:43:43
47	47 210515M2_53	2105025-03 0.24845	15-May-21	22:54:07
48	48 210515M2_54	2105025-04 0.23958	15-May-21	23:04:32
49	49 210515M2_55	2105025-05 0.24617	15-May-21	23:14:57
50	50 210515M2_56	2105025-06 0.23944	15-May-21	23:25:22
51	51 210515M2_57	IB	15-May-21	23:35:46
52	52 210515M2_58	ST210515M2-12 PFC CS5 21D2808	15-May-21	23:46:11
53	53 210515M2_59	IB	15-May-21	23:56:36
54	54 210515M2_60	2105025-07 0.2416	16-May-21	00:06:58
55	55 210515M2_61	2105025-08 0.25023	16-May-21	00:17:20
56	56 210515M2_62	2105025-09 0.25051	16-May-21	00:27:42
57	57 210515M2_63	2105025-10 0.24796	16-May-21	00:38:05
58	58 210515M2_64	2105025-11 0.25566	16-May-21	00:48:27
59	59 210515M2_65	2105025-12 0.25537	16-May-21	00:58:49
60	60 210515M2_66	B1E0088-BLK1 1	16-May-21	01:09:14
61	61 210515M2_67	B1E0088-BS1 1	16-May-21	01:19:41
62	62 210515M2_68	B1E0088-BSD1 1	16-May-21	01:30:06
63	63 210515M2_69	2105004-01RE1@2X 1.02	16-May-21	01:40:31
64	64 210515M2_70	2105004-02RE1@2X 1.03	16-May-21	01:50:55
65	65 210515M2_71	B1D0028-BS2 2	16-May-21	02:01:20
66	66 210515M2_72	B1D0028-BS3 2	16-May-21	02:11:43
67	67 210515M2_73	B1E0074-BLK1 2	16-May-21	02:22:04
68	68 210515M2_74	B1E0074-BS1 2	16-May-21	02:32:27

Vista Analytical Laboratory

Dataset: Untitled

Last Altered: Monday, May 17, 2021 10:36:32 Pacific Daylight Time

Printed: Monday, May 17, 2021 10:36:52 Pacific Daylight Time

Compound name: PFBA

#	Name	ID	Acq.Date	Acq.Time
69	210515M2_75	B1E0074-BS2 2	16-May-21	02:42:49
70	210515M2_76	B1E0074-BS3 2	16-May-21	02:53:11
71	210515M2_77	B1E0074-BS4 2	16-May-21	03:03:34
72	210515M2_78	IB	16-May-21	03:13:56
73	210515M2_79	ST210515M2-13 PFC CS3 21D2806	16-May-21	03:24:18
74	210515M2_80	IB	16-May-21	03:34:40
75	210515M2_81	ST210515M2-14 PFC CS0 21D2803	16-May-21	03:45:03
76	210515M2_82	IB	16-May-21	03:55:25
77	210515M2_83	B1E0037-BLK1 0.25	16-May-21	04:05:47
78	210515M2_84	B1E0104-BLK1 1	16-May-21	04:16:09
79	210515M2_85	B1E0104-BS1 1	16-May-21	04:26:31
80	210515M2_86	B1E0104-DUP1 1.11	16-May-21	04:36:53
81	210515M2_87	2104201-24 1.52	16-May-21	04:47:16
82	210515M2_88	2104201-25 1.2	16-May-21	04:57:38
83	210515M2_89	2104201-26 1.2	16-May-21	05:08:00
84	210515M2_90	2104201-27 1.09	16-May-21	05:18:23
85	210515M2_91	2104201-28 1.12	16-May-21	05:28:45
86	210515M2_92	2104201-29 1.07	16-May-21	05:39:07
87	210515M2_93	2104201-30 1.13	16-May-21	05:49:29
88	210515M2_94	2104201-31 1.26	16-May-21	05:59:52
89	210515M2_95	LCMS-210514-01 NEW EMSURE LOT JB109609	16-May-21	06:10:14
90	210515M2_96	LCMS-210513-03 PFC MDL SPIKE	16-May-21	06:20:36
91	210515M2_97	IB	16-May-21	06:30:59
92	210515M2_98	ST210515M2-15 PFC CS5 21D2808	16-May-21	06:41:21
93	210515M2_99	IB	16-May-21	06:51:43

LC Calibration Standards Review Checklist Q4

			ION Ratio	Concentration	C-Cals Name	Sign Date	Correct I-Cal	Manual Integrations
Calibration ID: <u>ST210515M2-11</u>	<u>LMH</u>	<input type="checkbox"/>	<input type="checkbox"/>	<input type="checkbox"/>	<input type="checkbox"/>	<input type="checkbox"/>	<input type="checkbox"/>	<input type="checkbox"/>
Calibration ID: <u>-12</u>	<u>LMH</u>	<input type="checkbox"/>	<input type="checkbox"/>	<input type="checkbox"/>	<input type="checkbox"/>	<input type="checkbox"/>	<input type="checkbox"/>	<input type="checkbox"/>
Calibration ID: <u>-13</u>	<u>LMH</u>	<input type="checkbox"/>	<input type="checkbox"/>	<input type="checkbox"/>	<input type="checkbox"/>	<input type="checkbox"/>	<input type="checkbox"/>	<input type="checkbox"/>
Calibration ID: <u>-14</u>	<u>LMH</u>	<input type="checkbox"/>	<input type="checkbox"/>	<input type="checkbox"/>	<input type="checkbox"/>	<input type="checkbox"/>	<input type="checkbox"/>	<input type="checkbox"/>
Calibration ID: <u>-15</u>	<u>LMH</u>	<input type="checkbox"/>	<input type="checkbox"/>	<input type="checkbox"/>	<input type="checkbox"/>	<input type="checkbox"/>	<input type="checkbox"/>	<input type="checkbox"/>
Calibration ID: _____	LMH	<input type="checkbox"/>	<input type="checkbox"/>	<input type="checkbox"/>	<input type="checkbox"/>	<input type="checkbox"/>	<input type="checkbox"/>	<input type="checkbox"/>
Calibration ID: _____	LMH	<input type="checkbox"/>	<input type="checkbox"/>	<input type="checkbox"/>	<input type="checkbox"/>	<input type="checkbox"/>	<input type="checkbox"/>	<input type="checkbox"/>
Calibration ID: _____	LMH	<input type="checkbox"/>	<input type="checkbox"/>	<input type="checkbox"/>	<input type="checkbox"/>	<input type="checkbox"/>	<input type="checkbox"/>	<input type="checkbox"/>
Calibration ID: _____	LMH	<input type="checkbox"/>	<input type="checkbox"/>	<input type="checkbox"/>	<input type="checkbox"/>	<input type="checkbox"/>	<input type="checkbox"/>	<input type="checkbox"/>
Calibration ID: _____	LMH	<input type="checkbox"/>	<input type="checkbox"/>	<input type="checkbox"/>	<input type="checkbox"/>	<input type="checkbox"/>	<input type="checkbox"/>	<input type="checkbox"/> <u>7/ 05/17/21</u>

Full Mass Cal. Date: 20210513

- Run Log Present:
- # of Samples per Sequence Checked:
- Instrument Blank Saved
- All Branches in Acquisition Window

Reviewed By: VY 05/17/21
Initials/Date

Comments:

10:2 FTS < 70%

Vista Analytical Laboratory

Dataset: F:\Projects\PFAS.PRO\Results\210515M2\210515M2-40.qld

Last Altered: Monday, May 17, 2021 10:01:39 Pacific Daylight Time

Printed: Monday, May 17, 2021 10:02:05 Pacific Daylight Time

VY 5/17/2021

Name: 210515M2_40, Date: 15-May-2021, Time: 20:39:06, ID: ST210515M2-11 PFC CS3 21D2806, Description: PFC CS3 21D2806

#	Name	Trace	Area	IS Area	wt/vol	RT	RRF Mean	Response	Std. Conc	Conc.	%Rec	Recovery	Ion Ratio	Ratio Out?
1	1 PFBA	213.0 > 169.0	3.165e3	2.809e3	1.00	1.27		14.081	10.000	10.6	106.3	NO		
2	3 PFMPA	229 > 85	2.124e3	6.254e3	1.00	1.61		4.245	10.000	10.0	100.2	NO		
3	2 PFPoS	248.9 > 79.9	1.432e3	1.088e3	1.00	1.58		16.454	10.000	10.0	100.1	NO	2.477	NO
4	4 3:3 FTCA	241 > 177	2.514e2	4.030e3	1.00	2.05		0.780	10.000	10.4	104.4	NO	2.209	NO
5	5 PFPeA	263.1 > 218.9	2.938e3	4.030e3	1.00	2.19		9.113	10.000	10.6	106.2	NO		
6	6 PFMBA	279 > 85	3.306e3	4.030e3	1.00	2.49		10.255	10.000	9.99	99.9	NO	12.704	NO
7	51 13C3-PFBA-EIS	216.1 > 171.8	2.809e3		1.00	1.27	236.166	2809.261	12.500	11.9	95.2	NO		
8	56 13C2-PFHxA-EIS	315.0 > 270.0	6.254e3		1.00	3.00	481.309	6253.768	12.500	13.0	103.9	NO		
9	53 13C3-PFBS-EIS	302.0 > 98.9	1.088e3		1.00	2.48	86.240	1088.068	12.500	12.6	100.9	NO		
10	52 13C3-PFPeA-EIS	266.0 > 221.8	4.030e3		1.00	2.19	302.223	4029.871	12.500	13.3	106.7	NO		
11	52 13C3-PFPeA-EIS	266.0 > 221.8	4.030e3		1.00	2.19	302.223	4029.871	12.500	13.3	106.7	NO		
12	52 13C3-PFPeA-EIS	266.0 > 221.8	4.030e3		1.00	2.19	302.223	4029.871	12.500	13.3	106.7	NO		
13	-1													
14	7 PFBS	299.0 > 79.7	1.541e3	1.088e3	1.00	2.48		17.700	10.000	10.8	108.0	NO	2.733	NO
15	10 4:2 FTS	327.0 > 306.9	2.904e3	1.055e3	1.00	2.92		34.406	10.000	9.11	91.1	NO	2.172	NO
16	11 PFHxA	313.0 > 269.0	5.376e3	6.254e3	1.00	3.00		10.746	10.000	10.3	103.3	NO	17.382	NO
17	8 PFEESA	315 > 135	1.599e3	1.088e3	1.00	2.83		18.368	10.000	9.05	90.5	NO	3.543	NO
18	12 PFPeS	349.0 > 80.0	1.604e3	1.088e3	1.00	3.19		18.427	10.000	10.4	103.8	NO	1.788	NO
19	13 HFPO-DA	284.9 > 168.9	2.269e2	2.990e2	1.00	3.21		9.487	10.000	7.25	72.5	NO	1.795	NO
20	53 13C3-PFBS-EIS	302.0 > 98.9	1.088e3		1.00	2.48	86.240	1088.068	12.500	12.6	100.9	NO		
21	55 13C2-4:2 FTS-EIS	329 > 79.9	1.055e3		1.00	2.92	79.458	1055.159	12.500	13.3	106.2	NO		
22	56 13C2-PFHxA-EIS	315.0 > 270.0	6.254e3		1.00	3.00	481.309	6253.768	12.500	13.0	103.9	NO		
23	53 13C3-PFBS-EIS	302.0 > 98.9	1.088e3		1.00	2.48	86.240	1088.068	12.500	12.6	100.9	NO		
24	53 13C3-PFBS-EIS	302.0 > 98.9	1.088e3		1.00	2.48	86.240	1088.068	12.500	12.6	100.9	NO		
25	54 13C3-HFPO-DA-EIS	287.0 > 169	2.990e2		1.00	3.21	19.384	298.973	12.500	15.4	123.4	NO		
26	-1													
27	9 NFDHA	201 > 85	3.273e3	6.254e3	1.00	2.91		6.542	10.000	9.82	98.2	NO	12.677	NO
28	14 5:3 FTCA	340.9 > 236.9	1.104e3	3.565e3	1.00	3.54		3.870	10.000	9.82	98.2	NO	1.524	NO
29	15 PFHpA	363.0 > 318.9	3.431e3	3.565e3	1.00	3.60		12.029	10.000	10.4	104.4	NO	10.182	NO
30	16 ADONA	376.8 > 250.9	1.307e4	3.565e3	1.00	3.72		45.817	10.000	10.8	107.9	NO	3.195	NO
31	17 L-PFHxS	399 > 80.0	1.717e3	2.009e3	1.00	3.76		10.685	10.000	10.4	103.9	NO	1.778	NO
32	19 6:2 FTS	427 > 407.0	2.977e3	1.125e3	1.00	4.07		33.082	10.000	10.0	100.1	NO	2.283	NO
33	56 13C2-PFHxA-EIS	315.0 > 270.0	6.254e3		1.00	3.00	481.309	6253.768	12.500	13.0	103.9	NO		
34	57 13C4-PFHpA-EIS	367.2 > 321.8	3.565e3		1.00	3.60	282.988	3564.868	12.500	12.6	100.8	NO		
35	57 13C4-PFHpA-EIS	367.2 > 321.8	3.565e3		1.00	3.60	282.988	3564.868	12.500	12.6	100.8	NO		
36	57 13C4-PFHpA-EIS	367.2 > 321.8	3.565e3		1.00	3.60	282.988	3564.868	12.500	12.6	100.8	NO		

Vista Analytical Laboratory

Dataset: F:\Projects\PFAS.PRO\Results\210515M2\210515M2-40.qld

Last Altered: Monday, May 17, 2021 10:01:39 Pacific Daylight Time

Printed: Monday, May 17, 2021 10:02:05 Pacific Daylight Time

VY 5/17/2021

Name: 210515M2_40, Date: 15-May-2021, Time: 20:39:06, ID: ST210515M2-11 PFC CS3 21D2806, Description: PFC CS3 21D2806

#	Name	Trace	Area	IS Area	wt/vol	RT	RRF Mean	Response	Std. Conc	Conc.	%Rec	Recovery	Ion Ratio	Ratio Out?
37	58 13C3-PFHxS-EIS	401.8 > 79.9	2.009e3		1.00	3.76	161.585	2008.797	12.500	12.4	99.5	NO		
38	59 13C2-6:2 FTS-EIS	429.0 > 79.9	1.125e3		1.00	4.07	90.639	1124.852	12.500	12.4	99.3	NO		
39	-1													
40	20 L-PFOA	412.8 > 368.9	8.914e3	7.269e3	1.00	4.13		15.329	10.000	11.0	109.7	NO	4.268	NO
41	22 PFecHS	460.8 > 381.0	3.163e3	7.269e3	1.00	4.14		5.438	10.000	10.0	100.4	NO	0.989	NO
42	23 PFHpS	448.9 > 80.0	1.931e3	2.463e3	1.00	4.24		9.801	10.000	11.1	111.4	NO	2.067	NO
43	24 7:3 FTCA	441.0 > 337.0	2.334e3	7.644e3	1.00	4.56		3.816	10.000	8.67	86.7	NO	1.411	NO
44	25 PFNA	463.0 > 418.8	7.060e3	7.644e3	1.00	4.57		11.545	10.000	9.95	99.5	NO	3.211	NO
45	26 PFOSA	498.0 > 78.0	2.732e3	3.662e3	1.00	4.62		9.327	10.000	10.4	104.4	NO	33.444	NO
46	62 13C2-PFOA-EIS	414.9 > 369.7	7.269e3		1.00	4.13	599.936	7269.267	12.500	12.1	96.9	NO		
47	62 13C2-PFOA-EIS	414.9 > 369.7	7.269e3		1.00	4.13	599.936	7269.267	12.500	12.1	96.9	NO		
48	63 13C8-PFOS-EIS	507.0 > 80	2.463e3		1.00	4.66	190.845	2462.653	12.500	12.9	103.2	NO		
49	60 13C5-PFNA-EIS	468.2 > 422.9	7.644e3		1.00	4.57	559.633	7643.943	12.500	13.7	109.3	NO		
50	60 13C5-PFNA-EIS	468.2 > 422.9	7.644e3		1.00	4.57	559.633	7643.943	12.500	13.7	109.3	NO		
51	61 13C8-PFOSA-EIS	506. > 78	3.662e3		1.00	4.62	285.457	3661.852	12.500	12.8	102.6	NO		
52	-1													
53	27 L-PFOS	499 > 79.9	2.125e3	2.463e3	1.00	4.65		10.786	10.000	11.0	110.2	NO	1.997	NO
54	29 9CI-PF3ONS	530.9>351	7.995e3	2.463e3	1.00	4.88		40.583	10.000	10.5	104.5	NO	21.860	NO
55	30 PFDA	513 > 468.8	8.861e3	7.917e3	1.00	4.95		13.990	10.000	9.66	96.6	NO	4.810	NO
56	31 8:2 FTS	527 > 507.0	2.993e3	1.489e3	1.00	4.92		25.117	10.000	9.66	96.6	NO	2.066	NO
57	32 PFNS	548.9 > 79.9	1.340e3	2.463e3	1.00	5.02		6.802	10.000	10.1	100.9	NO	1.226	NO
58	33 L-MeFOSAA	570 > 419	4.919e3	7.028e3	1.00	5.11		8.749	10.000	10.5	105.4	NO	2.760	NO
59	63 13C8-PFOS-EIS	507.0 > 80	2.463e3		1.00	4.66	190.845	2462.653	12.500	12.9	103.2	NO		
60	63 13C8-PFOS-EIS	507.0 > 80	2.463e3		1.00	4.66	190.845	2462.653	12.500	12.9	103.2	NO		
61	64 13C2-PFDA-EIS	515.1 > 469.9	7.917e3		1.00	4.95	593.761	7917.276	12.500	13.3	106.7	NO		
62	65 13C2-8:2 FTS-EIS	529 > 79.9	1.489e3		1.00	4.92	114.874	1489.325	12.500	13.0	103.7	NO		
63	63 13C8-PFOS-EIS	507.0 > 80	2.463e3		1.00	4.66	190.845	2462.653	12.500	12.9	103.2	NO		
64	66 d3-N-MeFOSAA-EIS	573 > 419	7.028e3		1.00	5.11	555.332	7028.099	12.500	12.7	101.2	NO		
65	-1													
66	35 L-EtFOSAA	584 > 419	5.140e3	5.996e3	1.00	5.27		10.715	10.000	10.9	109.5	NO	1.485	NO
67	37 PFUdA	563.0 > 518.9	9.573e3	1.195e4	1.00	5.28		10.014	10.000	10.7	106.8	NO	7.979	NO
68	38 PFDS	599.0 > 80.0	1.991e3	2.463e3	1.00	5.33		10.103	10.000	10.4	103.9	NO	1.798	NO
69	39 11CI-PF3OUdS	630.9 > 450.9	6.142e3	1.432e4	1.00	5.50		5.361	10.000	9.96	99.6	NO	26.231	NO
70	40 10:2 FTS	626.9 > 607	2.490e3	1.067e3	1.00	5.56		29.181	10.000	10.5	104.8	NO	1.571	NO
71	41 PFDdA	612.9 > 569.0	1.020e4	1.432e4	1.00	5.57		8.905	10.000	9.93	99.3	NO	9.412	NO
72	68 d5-N-EtFOSAA-EIS	589 > 419	5.996e3		1.00	5.26	469.773	5995.966	12.500	12.8	102.1	NO		

Vista Analytical Laboratory

Dataset: F:\Projects\PFAS.PRO\Results\210515M2\210515M2-40.qld

Last Altered: Monday, May 17, 2021 10:01:39 Pacific Daylight Time

Printed: Monday, May 17, 2021 10:02:05 Pacific Daylight Time

VY 5/17/2021

Name: 210515M2_40, Date: 15-May-2021, Time: 20:39:06, ID: ST210515M2-11 PFC CS3 21D2806, Description: PFC CS3 21D2806

#	Name	Trace	Area	IS Area	wt/vol	RT	RRF Mean	Response	Std. Conc	Conc.	%Rec	Recovery	Ion Ratio	Ratio Out?
73	67 13C2-PFUDa-EIS	565 > 519.8	1.195e4		1.00	5.29	946.911	11949.576	12.500	12.6	101.0	NO		
74	63 13C8-PFOS-EIS	507.0 > 80	2.463e3		1.00	4.66	190.845	2462.653	12.500	12.9	103.2	NO		
75	69 13C2-PFDoA-EIS	615 > 570	1.432e4		1.00	5.57	1091.366	14322.476	12.500	13.1	105.0	NO		
76	70 13C2-10:2 FTS-EIS	633 > 79.9	1.067e3		1.00	5.56	93.745	1066.724	12.500	11.4	91.0	NO		
77	69 13C2-PFDoA-EIS	615 > 570	1.432e4		1.00	5.57	1091.366	14322.476	12.500	13.1	105.0	NO		
78	-1													
79	42 N-MeFOSA	511.9 > 169	1.180e3	1.139e4	1.00	5.63		15.464	10.000	10.3	102.9	NO	1.176	NO
80	43 PFTrDA	662.9 > 618.9	1.012e4	1.432e4	1.00	5.83		8.835	10.000	9.98	99.8	NO	8.669	NO
81	44 PFDoS	698.9 > 80	2.134e3	8.950e3	1.00	5.86		2.981	10.000	11.1	111.3	NO	1.791	NO
82	45 PFTeDA	713.0 > 669.0	1.137e4	8.950e3	1.00	6.05		15.874	10.000	11.4	114.5	NO	12.594	NO
83	46 N-EtFOSA	526 > 169	1.406e3	1.540e4	1.00	6.07		13.627	10.000	10.2	101.5	NO	1.211	NO
84	47 PFHxDA	813.1 > 768.6	6.301e3	1.232e4	1.00	6.39		6.392	10.000	9.82	98.2	NO	23.123	NO
85	71 d3-N-MeFOSA-EIS	515.2 > 168.9	1.139e4		1.00	5.66	74.418	11385.057	149.200	153	102.5	NO		
86	69 13C2-PFDoA-EIS	615 > 570	1.432e4		1.00	5.57	1091.366	14322.476	12.500	13.1	105.0	NO		
87	72 13C2-PFTeDA-EIS	715.1 > 669.7	8.950e3		1.00	6.05	707.956	8950.017	12.500	12.6	101.1	NO		
88	72 13C2-PFTeDA-EIS	715.1 > 669.7	8.950e3		1.00	6.05	707.956	8950.017	12.500	12.6	101.1	NO		
89	73 d5-N-ETFOSA-EIS	531.1 > 168.9	1.540e4		1.00	6.09	97.528	15395.873	149.200	158	105.8	NO		
90	74 13C2-PFHxDA-EIS	815 > 769.7	1.232e4		1.00	6.39	953.537	12322.733	12.500	12.9	103.4	NO		
91	-1													
92	48 PFODA	913 > 869	9.424e3	1.232e4	1.00	6.62		9.560	10.000	10.9	109.1	NO		
93	49 N-MeFOSE	616 > 59	5.267e2	7.548e3	1.00	6.26		10.411	10.000	10.3	103.4	NO		
94	50 N-EtFOSE	630.1 > 58.9	5.888e2	8.307e3	1.00	6.42		10.576	10.000	10.1	100.7	NO		
95	63 13C8-PFOS-EIS	507.0 > 80	2.463e3		1.00	4.66	190.845	2462.653	12.500	12.9	103.2	NO		
96	63 13C8-PFOS-EIS	507.0 > 80	2.463e3		1.00	4.66	190.845	2462.653	12.500	12.9	103.2	NO		
97	63 13C8-PFOS-EIS	507.0 > 80	2.463e3		1.00	4.66	190.845	2462.653	12.500	12.9	103.2	NO		
98	74 13C2-PFHxDA-EIS	815 > 769.7	1.232e4		1.00	6.39	953.537	12322.733	12.500	12.9	103.4	NO		
99	75 d7-N-MeFOSE-EIS	623.1 > 58.9	7.548e3		1.00	6.26	48.324	7547.678	149.200	156	104.7	NO		
100	76 d9-N-EtFOSE-EIS	639.2 > 58.8	8.307e3		1.00	6.41	55.655	8306.762	149.200	149	100.0	NO		

Vista Analytical Laboratory

Dataset: F:\Projects\PFAS.PRO\Results\210515M2\210515M2-40.qld

Last Altered: Monday, May 17, 2021 10:01:39 Pacific Daylight Time

Printed: Monday, May 17, 2021 10:02:05 Pacific Daylight Time

VY 5/17/2021

Method: F:\Projects\PFAS.PRO\MethDB\PFAS_FULL_80C_051521.mdb 17 May 2021 08:41:05

Calibration: F:\Projects\PFAS.PRO\CurveDB\C18_VAL-PFAS_Q4_05-15-21.cdb 17 May 2021 09:24:52

Name: 210515M2_40, Date: 15-May-2021, Time: 20:39:06, ID: ST210515M2-11 PFC CS3 21D2806, Description: PFC CS3 21D2806

PFBA

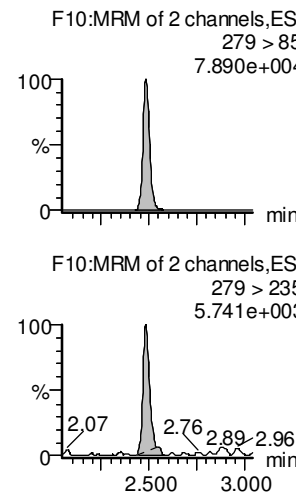
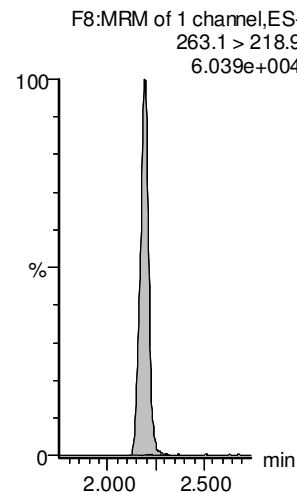
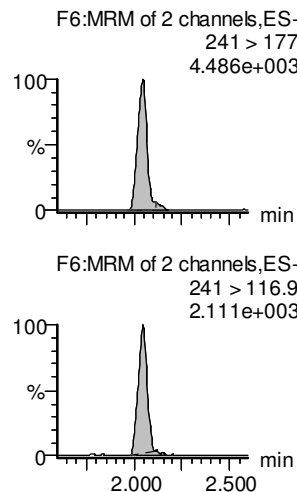
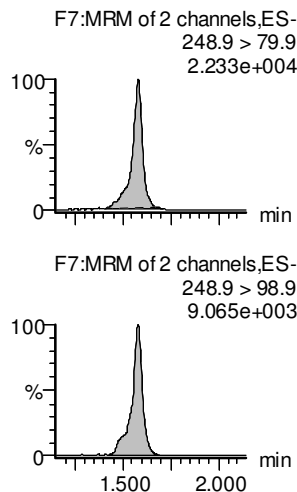
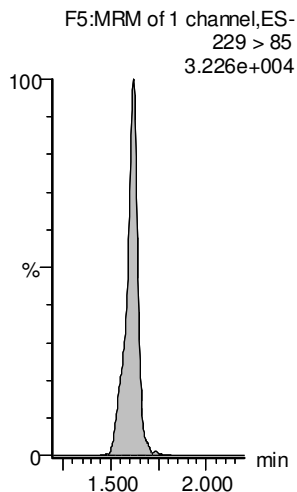
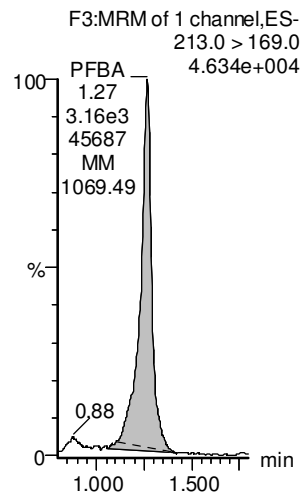
PFMPA

PFPrS

3:3 FTCA

PFPeA

PFMBA



13C3-PFBA-EIS

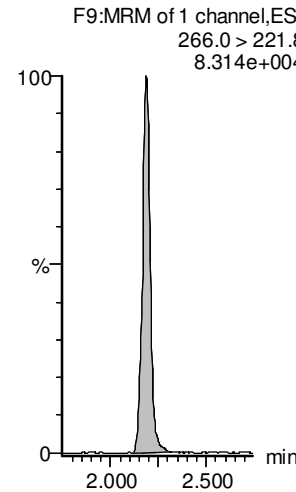
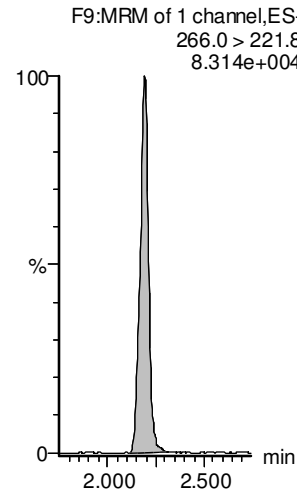
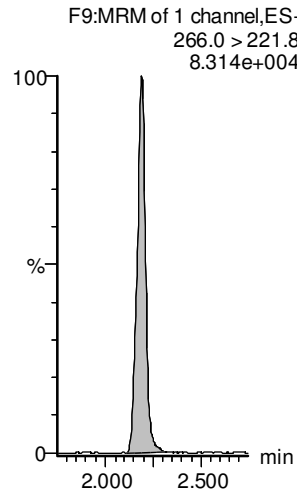
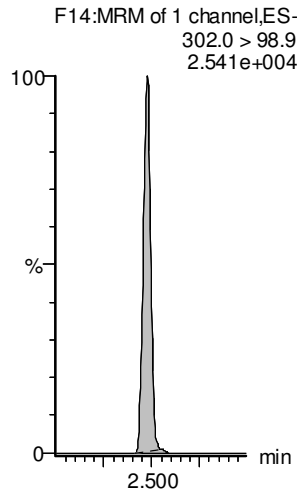
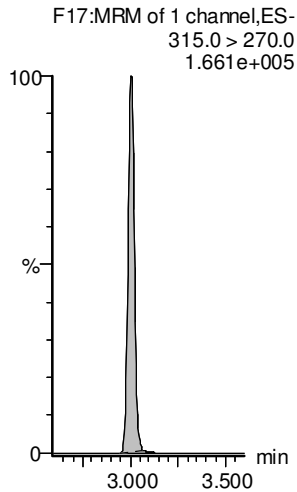
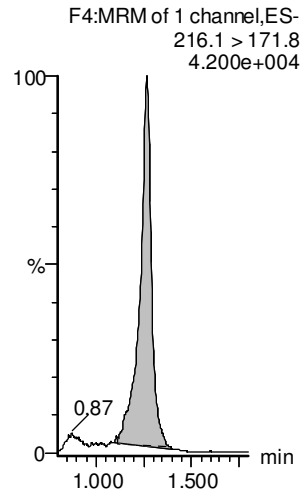
13C2-PFHxA-EIS

13C3-PFBS-EIS

13C3-PFPeA-EIS

13C3-PFPeA-EIS

13C3-PFPeA-EIS



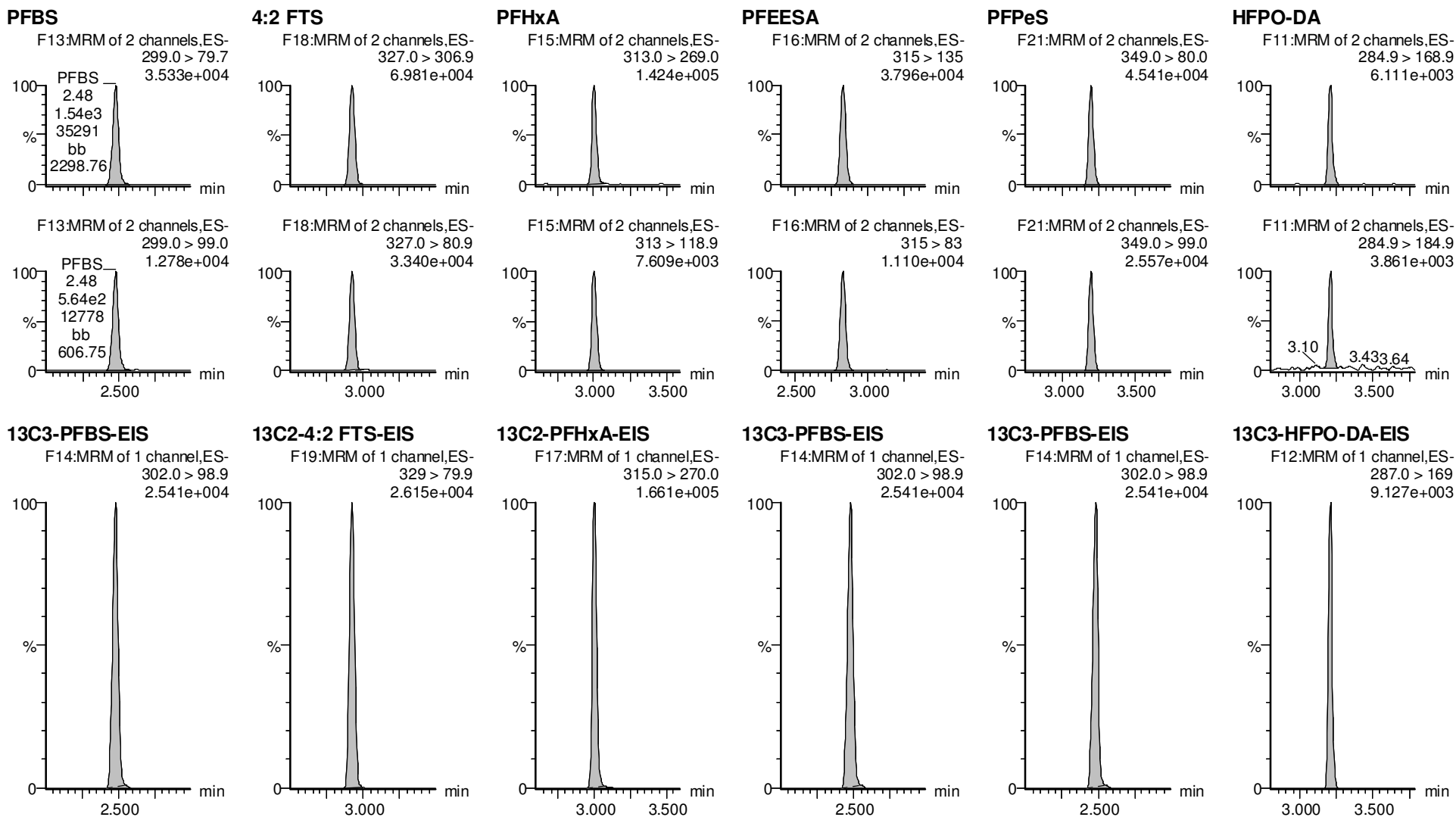
Dataset: F:\Projects\PFAS.PRO\Results\210515M2\210515M2-40.qld

Last Altered: Monday, May 17, 2021 10:01:39 Pacific Daylight Time

Printed: Monday, May 17, 2021 10:02:05 Pacific Daylight Time

VY 5/17/2021

Name: 210515M2_40, Date: 15-May-2021, Time: 20:39:06, ID: ST210515M2-11 PFC CS3 21D2806, Description: PFC CS3 21D2806



Vista Analytical Laboratory

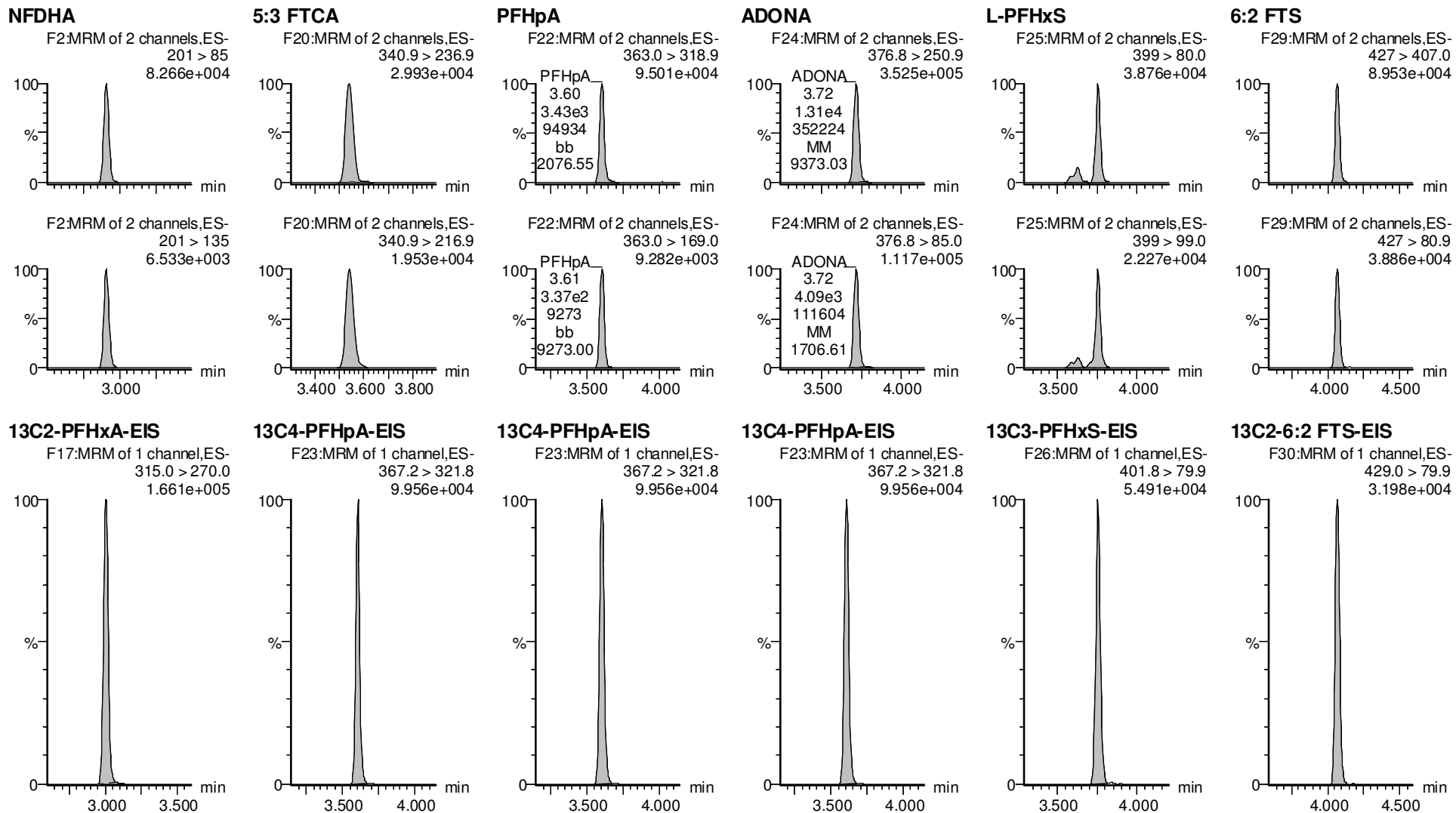
Dataset: F:\Projects\PFAS.PRO\Results\210515M2\210515M2-40.qld

Last Altered: Monday, May 17, 2021 10:01:39 Pacific Daylight Time

Printed: Monday, May 17, 2021 10:02:05 Pacific Daylight Time

VY 5/17/2021

Name: 210515M2_40, Date: 15-May-2021, Time: 20:39:06, ID: ST210515M2-11 PFC CS3 21D2806, Description: PFC CS3 21D2806



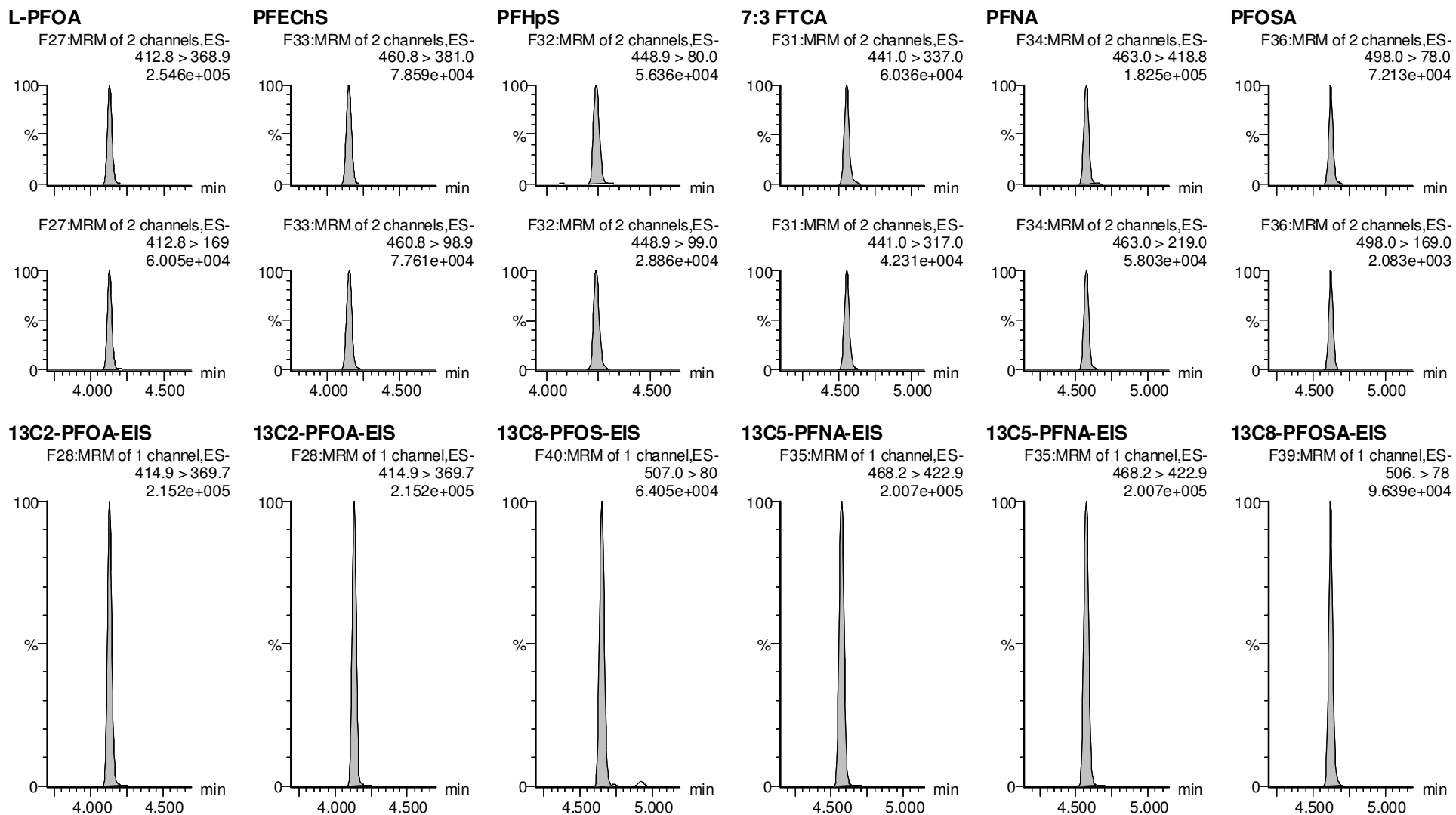
Dataset: F:\Projects\PFAS.PRO\Results\210515M2\210515M2-40.qld

Last Altered: Monday, May 17, 2021 10:01:39 Pacific Daylight Time

Printed: Monday, May 17, 2021 10:02:05 Pacific Daylight Time

VY 5/17/2021

Name: 210515M2_40, Date: 15-May-2021, Time: 20:39:06, ID: ST210515M2-11 PFC CS3 21D2806, Description: PFC CS3 21D2806



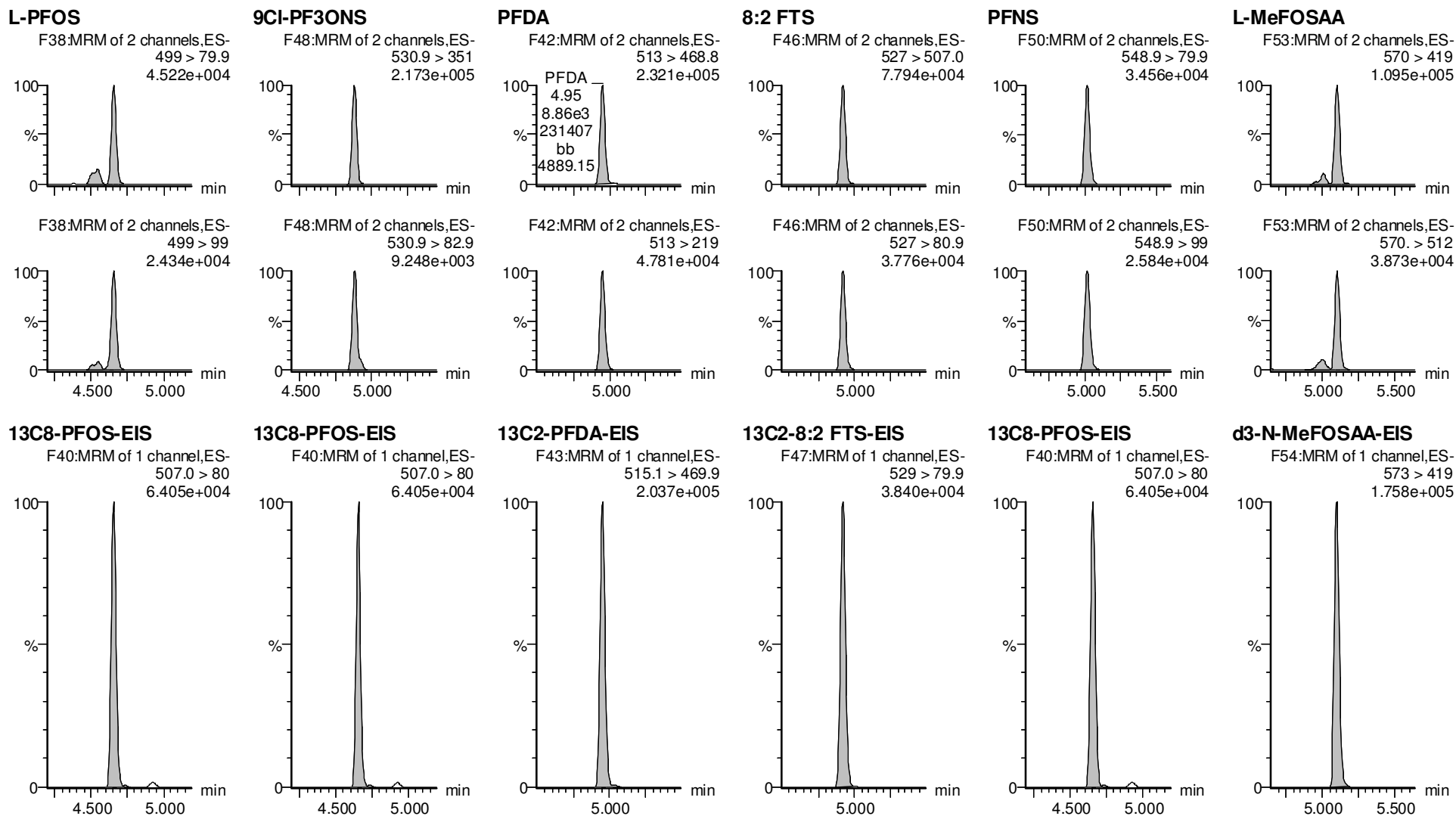
Dataset: F:\Projects\PFAS.PRO\Results\210515M2\210515M2-40.qld

Last Altered: Monday, May 17, 2021 10:01:39 Pacific Daylight Time

Printed: Monday, May 17, 2021 10:02:05 Pacific Daylight Time

VY 5/17/2021

Name: 210515M2_40, Date: 15-May-2021, Time: 20:39:06, ID: ST210515M2-11 PFC CS3 21D2806, Description: PFC CS3 21D2806



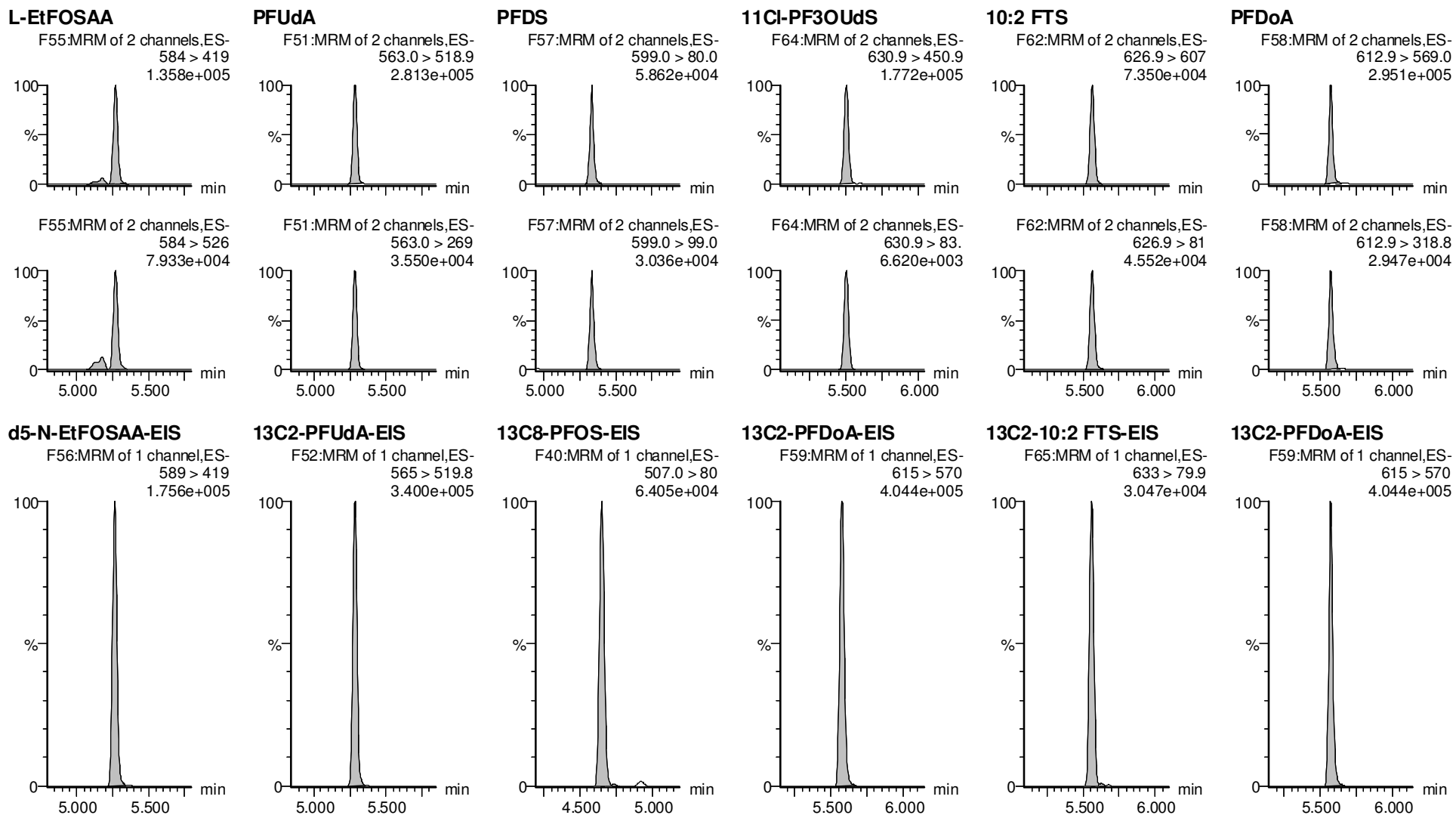
Dataset: F:\Projects\PFAS.PRO\Results\210515M2\210515M2-40.qld

Last Altered: Monday, May 17, 2021 10:01:39 Pacific Daylight Time

Printed: Monday, May 17, 2021 10:02:05 Pacific Daylight Time

VY 5/17/2021

Name: 210515M2_40, Date: 15-May-2021, Time: 20:39:06, ID: ST210515M2-11 PFC CS3 21D2806, Description: PFC CS3 21D2806



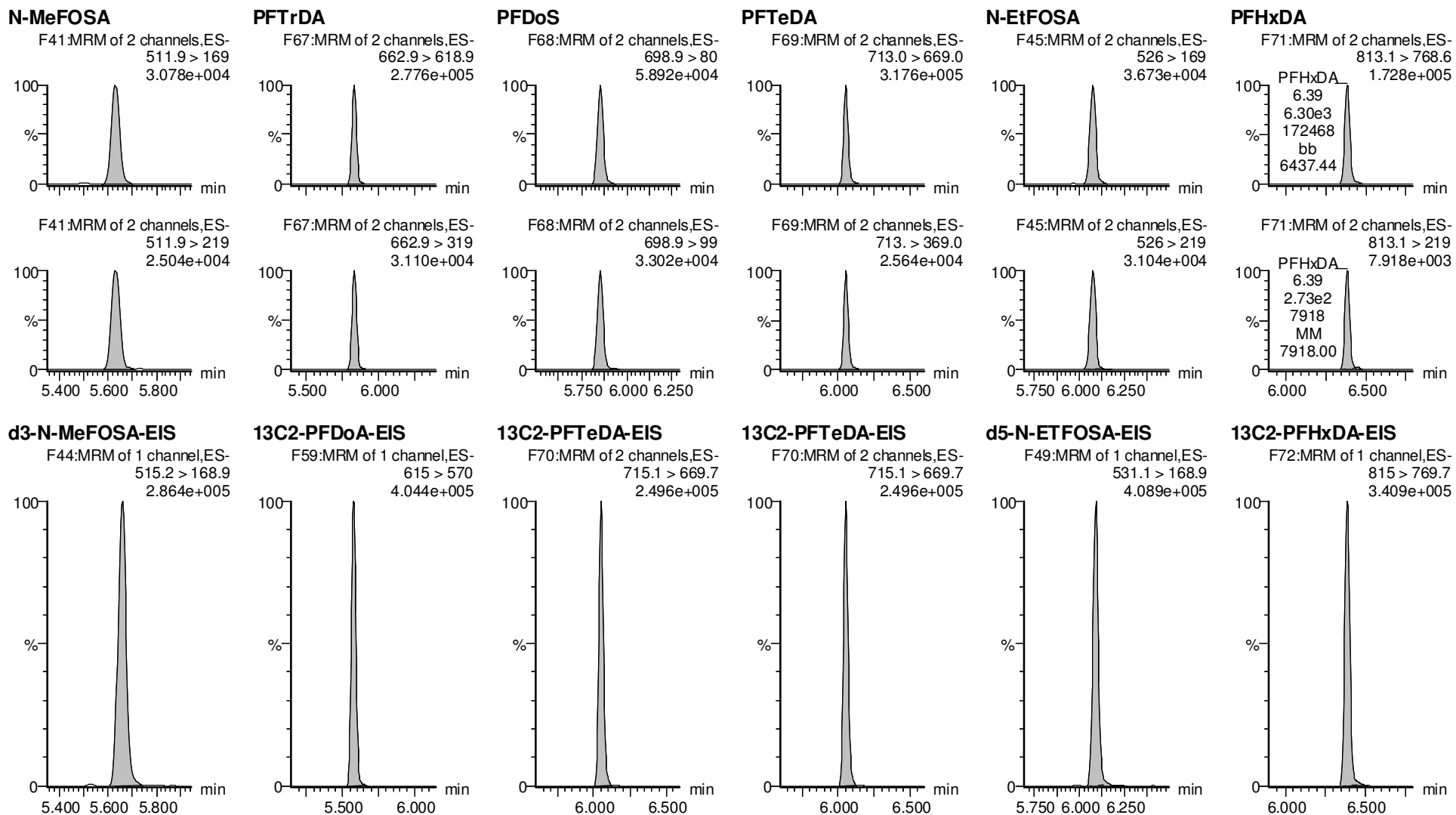
Dataset: F:\Projects\PFAS.PRO\Results\210515M2\210515M2-40.qld

Last Altered: Monday, May 17, 2021 10:01:39 Pacific Daylight Time

Printed: Monday, May 17, 2021 10:02:05 Pacific Daylight Time

VY 5/17/2021

Name: 210515M2_40, Date: 15-May-2021, Time: 20:39:06, ID: ST210515M2-11 PFC CS3 21D2806, Description: PFC CS3 21D2806



Vista Analytical Laboratory

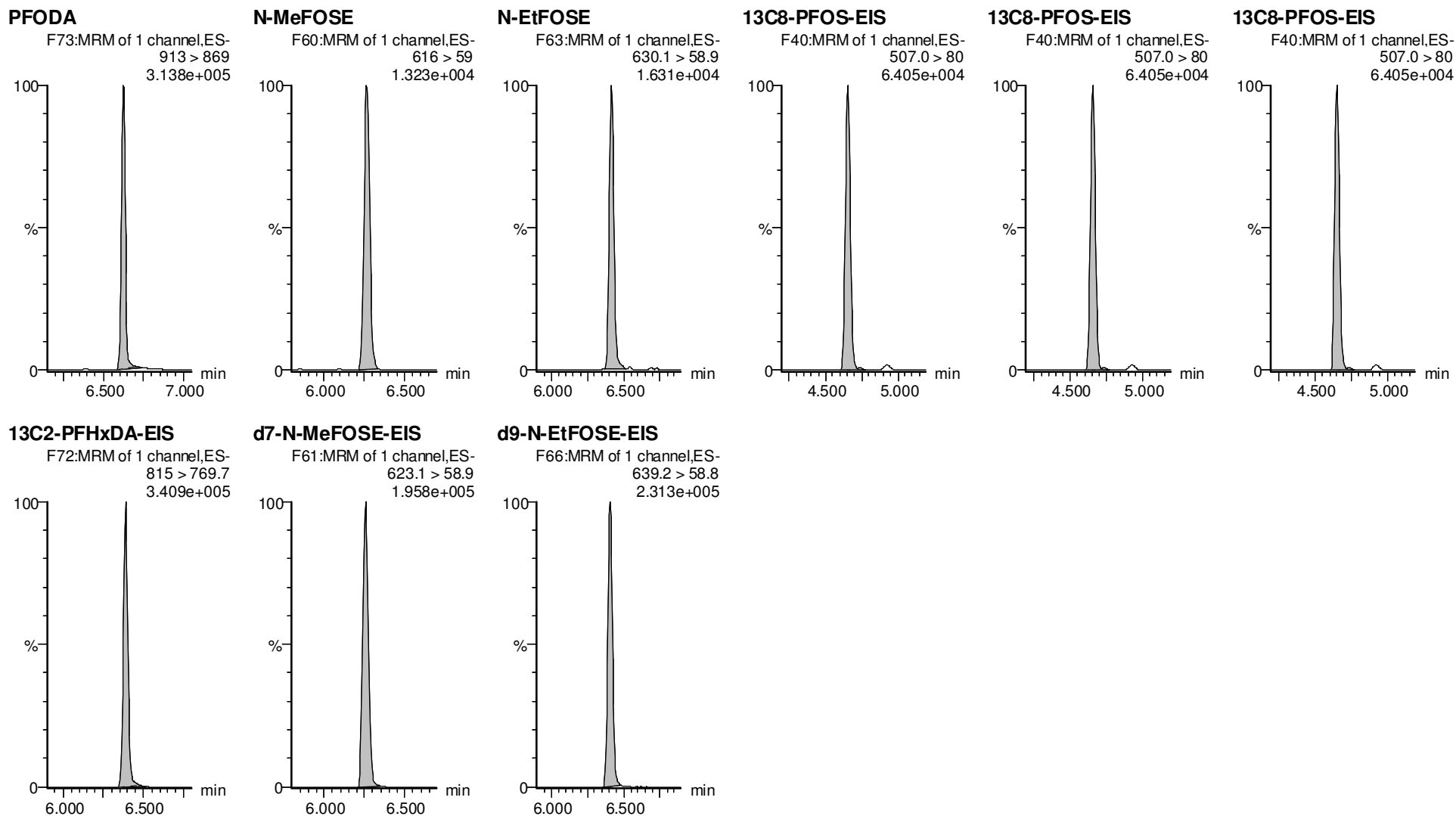
Dataset: F:\Projects\PFAS.PRO\Results\210515M2\210515M2-40.qld

Last Altered: Monday, May 17, 2021 10:01:39 Pacific Daylight Time

Printed: Monday, May 17, 2021 10:02:05 Pacific Daylight Time

VY 5/17/2021

Name: 210515M2_40, Date: 15-May-2021, Time: 20:39:06, ID: ST210515M2-11 PFC CS3 21D2806, Description: PFC CS3 21D2806



Dataset: Untitled

Last Altered: Wednesday, July 07, 2021 15:36:33 Pacific Daylight Time

Printed: Wednesday, July 07, 2021 15:37:57 Pacific Daylight Time

Name: 210515M2_41, Date: 15-May-2021, Time: 20:49:29, ID: IB, Description: IB

	# Name	Trace	Area	IS Area	wt/vol	Pred.RT	RT	Response	Std. Conc	Conc.	%Rec	Ion Ratio	Ratio Out?
1	5 PFPeA	263.1 > 218.9		3.716e3	1.00	2.19							
2	1 PFBA	213.0 > 169.0		2.067e3	1.00	1.27							
3	7 PFBS	299.0 > 79.7		1.038e3	1.00	2.48							YES
4	10 4:2 FTS	327.0 > 306.9		1.101e3	1.00	2.92							YES
5	11 PFHxA	313.0 > 269.0		6.234e3	1.00	3.00							YES
6	12 PFPeS	349.0 > 80.0		1.038e3	1.00	3.19							YES
7	51 13C3-PFBA-EIS	216.1 > 171.8	2.067e3		1.00	1.27	1.27	2067.052	12.5	8.753	70.0		
8	52 13C3-PFPeA-EIS	266.0 > 221.8	3.716e3		1.00	2.19	2.19	3716.023	12.5	12.296	98.4		
9	53 13C3-PFBS-EIS	302.0 > 98.9	1.038e3		1.00	2.48	2.48	1038.201	12.5	12.039	96.3		
10	55 13C2-4:2 FTS-EIS	329 > 79.9	1.101e3		1.00	2.92	2.92	1101.057	12.5	13.857	110.9		
11	56 13C2-PFHxA-EIS	315.0 > 270.0	6.234e3		1.00	3.01	3.00	6233.598	12.5	12.951	103.6		
12	53 13C3-PFBS-EIS	302.0 > 98.9	1.038e3		1.00	2.48	2.48	1038.201	12.5	12.039	96.3		
13	-1												
14	13 HFPO-DA	284.9 > 168.9		2.227e2	1.00	3.21							YES
15	15 PFHpA	363.0 > 318.9		3.505e3	1.00	3.60							YES
16	17 L-PFHxS	399 > 80.0		2.028e3	1.00	3.75							YES
17	18 Br-PFHxS	399 > 80.0		2.028e3	1.00	3.60							YES
18	77 Total PFHxS	399 > 80	0.000e0		1.00	3.75		0.000					
19	16 ADONA	376.8 > 250.9		3.505e3	1.00	3.70							YES
20	54 13C3-HFPO-DA-EIS	287.0 > 169	2.227e2		1.00	3.21	3.21	222.675	12.5	11.488	91.9		
21	57 13C4-PFHpA-EIS	367.2 > 321.8	3.505e3		1.00	3.61	3.60	3504.866	12.5	12.385	99.1		
22	58 13C3-PFHxS-EIS	401.8 > 79.9	2.028e3		1.00	3.76	3.75	2028.423	12.5	12.553	100.4		
23	58 13C3-PFHxS-EIS	401.8 > 79.9	2.028e3		1.00	3.76	3.75	2028.423	12.5	12.553	100.4		
24	58 13C3-PFHxS-EIS	401.8 > 79.9	2.028e3		1.00	3.76	3.75	2028.423	12.5	12.553	100.4		
25	57 13C4-PFHpA-EIS	367.2 > 321.8	3.505e3		1.00	3.61	3.60	3504.866	12.5	12.385	99.1		
26	-1												
27	19 6:2 FTS	427 > 407.0		1.079e3	1.00	4.07							YES
28	23 PFHpS	448.9 > 80.0		2.457e3	1.00	4.24							YES
29	20 L-PFOA	412.8 > 368.9		7.359e3	1.00	4.13							YES
30	21 Br-PFOA	412.8 > 368.9		7.359e3	1.00	3.96							YES
31	78 Total PFOA	412.8 > 368.9	0.000e0		1.00	4.11		0.000					
32	25 PFNA	463.0 > 418.8		7.417e3	1.00	4.57							YES
33	59 13C2-6:2 FTS-EIS	429.0 > 79.9	1.079e3		1.00	4.07	4.07	1079.283	12.5	11.908	95.3		
34	63 13C8-PFOS-EIS	507.0 > 80	2.457e3		1.00	4.66	4.66	2456.833	12.5	12.873	103.0		
35	62 13C2-PFOA-EIS	414.9 > 369.7	7.359e3		1.00	4.13	4.13	7358.715	12.5	12.266	98.1		
36	62 13C2-PFOA-EIS	414.9 > 369.7	7.359e3		1.00	4.13	4.13	7358.715	12.5	12.266	98.1		

Dataset: Untitled

Last Altered: Wednesday, July 07, 2021 15:36:33 Pacific Daylight Time

Printed: Wednesday, July 07, 2021 15:37:57 Pacific Daylight Time

Name: 210515M2_41, Date: 15-May-2021, Time: 20:49:29, ID: IB, Description: IB

#	Name	Trace	Area	IS Area	wt/vol	Pred.RT	RT	Response	Std. Conc	Conc.	%Rec	Ion Ratio	Ratio Out?
37	62 13C2-PFOA-EIS	414.9 > 369.7	7.359e3		1.00	4.13	4.13	7358.715	12.5	12.266	98.1		
38	60 13C5-PFNA-EIS	468.2 > 422.9	7.417e3		1.00	4.58	4.57	7416.519	12.5	13.252	106.0		
39	-1												
40	27 L-PFOS	499 > 79.9		2.457e3	1.00	4.66							YES
41	28 Br-PFOS	499 > 79.9		2.457e3	1.00	4.47							YES
42	79 Total PFOS	499 > 79.9	0.000e0		1.00	4.69		0.000					
43	30 PFDA	513 > 468.8		7.485e3	1.00	4.95							YES
44	26 PFOSA	498.0 > 78.0		3.338e3	1.00	4.62							YES
45	29 9CI-PF3ONS	530.9>351		2.457e3	1.00	4.87							YES
46	63 13C8-PFOS-EIS	507.0 > 80	2.457e3		1.00	4.66	4.66	2456.833	12.5	12.873	103.0		
47	63 13C8-PFOS-EIS	507.0 > 80	2.457e3		1.00	4.66	4.66	2456.833	12.5	12.873	103.0		
48	63 13C8-PFOS-EIS	507.0 > 80	2.457e3		1.00	4.66	4.66	2456.833	12.5	12.873	103.0		
49	64 13C2-PFDA-EIS	515.1 > 469.9	7.485e3		1.00	4.96	4.95	7484.827	12.5	12.606	100.8		
50	61 13C8-PFOSA-EIS	506. > 78	3.338e3		1.00	4.63	4.62	3337.738	12.5	11.693	93.5		
51	63 13C8-PFOS-EIS	507.0 > 80	2.457e3		1.00	4.66	4.66	2456.833	12.5	12.873	103.0		
52	-1												
53	31 8:2 FTS	527 > 507.0		1.409e3	1.00	4.92							YES
54	32 PFNS	548.9 > 79.9		2.457e3	1.00	5.01							YES
55	37 PFUdA	563.0 > 518.9		1.191e4	1.00	5.28							YES
56	33 L-MeFOSAA	570 > 419		7.099e3	1.00	5.10							YES
57	34 Br-MeFOSAA	570. > 419		7.099e3	1.00	4.90							YES
58	80 Total N-MeFOSAA	570. > 419	0.000e0		1.00	5.11		0.000					
59	65 13C2-8:2 FTS-EIS	529 > 79.9	1.409e3		1.00	4.93	4.92	1408.668	12.5	12.263	98.1		
60	63 13C8-PFOS-EIS	507.0 > 80	2.457e3		1.00	4.66	4.66	2456.833	12.5	12.873	103.0		
61	67 13C2-PFUdA-EIS	565 > 519.8	1.191e4		1.00	5.29	5.28	11910.672	12.5	12.578	100.6		
62	66 d3-N-MeFOSAA-EIS	573 > 419	7.099e3		1.00	5.11	5.10	7098.628	12.5	12.783	102.3		
63	66 d3-N-MeFOSAA-EIS	573 > 419	7.099e3		1.00	5.11	5.10	7098.628	12.5	12.783	102.3		
64	66 d3-N-MeFOSAA-EIS	573 > 419	7.099e3		1.00	5.11	5.10	7098.628	12.5	12.783	102.3		
65	-1												
66	35 L-EtFOSAA	584 > 419		6.039e3	1.00	5.26							YES
67	36 Br-ETFOSAA	584 > 419		6.039e3	1.00	5.05							YES
68	81 Total N-EtFOSAA	584 > 419	0.000e0		1.00	5.27		0.000					
69	39 11Cl-PF3OUdS	630.9 > 450.9		1.370e4	1.00	5.51							YES
70	38 PFDS	599.0 > 80.0		2.457e3	1.00	5.32							YES
71	41 PFDoA	612.9 > 569.0		1.370e4	1.00	5.57							YES
72	68 d5-N-EtFOSAA-EIS	589 > 419	6.039e3		1.00	5.27	5.26	6038.789	12.5	12.855	102.8		

Dataset: Untitled

Last Altered: Wednesday, July 07, 2021 15:36:33 Pacific Daylight Time
 Printed: Wednesday, July 07, 2021 15:37:57 Pacific Daylight Time

Name: 210515M2_41, Date: 15-May-2021, Time: 20:49:29, ID: IB, Description: IB

	# Name	Trace	Area	IS Area	wt/vol	Pred.RT	RT	Response	Std. Conc	Conc.	%Rec	Ion Ratio	Ratio Out?
73	68 d5-N-EtFOSAA-EIS	589 > 419	6.039e3		1.00	5.27	5.26	6038.789	12.5	12.855	102.8		
74	68 d5-N-EtFOSAA-EIS	589 > 419	6.039e3		1.00	5.27	5.26	6038.789	12.5	12.855	102.8		
75	69 13C2-PFDoA-EIS	615 > 570	1.370e4		1.00	5.58	5.57	13701.212	12.5	12.554	100.4		
76	63 13C8-PFOS-EIS	507.0 > 80	2.457e3		1.00	4.66	4.66	2456.833	12.5	12.873	103.0		
77	69 13C2-PFDoA-EIS	615 > 570	1.370e4		1.00	5.58	5.57	13701.212	12.5	12.554	100.4		
78	-1												
79	42 N-MeFOSA	511.9 > 169		1.101e4	1.00	5.64							YES
80	43 PFTrDA	662.9 > 618.9		1.370e4	1.00	5.83							YES
81	44 PFDoS	698.9 > 80		9.024e3	1.00	5.86							YES
82	45 PFTeDA	713.0 > 669.0		9.024e3	1.00	6.05							YES
83	46 N-EtFOSA	526 > 169		1.436e4	1.00	6.06							YES
84	49 N-MeFOSE	616 > 59		6.937e3	1.00	6.26							
85	71 d3-N-MeFOSA-EIS	515.2 > 168.9	1.101e4		1.00	5.66	5.66	11009.604	149.2	147.943	99.2		
86	69 13C2-PFDoA-EIS	615 > 570	1.370e4		1.00	5.58	5.57	13701.212	12.5	12.554	100.4		
87	72 13C2-PFTeDA-EIS	715.1 > 669.7	9.024e3		1.00	6.06	6.05	9023.849	12.5	12.746	102.0		
88	72 13C2-PFTeDA-EIS	715.1 > 669.7	9.024e3		1.00	6.06	6.05	9023.849	12.5	12.746	102.0		
89	73 d5-N-ETFOSA-EIS	531.1 > 168.9	1.436e4		1.00	6.09	6.08	14362.811	149.2	147.268	98.7		
90	75 d7-N-MeFOSE-EIS	623.1 > 58.9	6.937e3		1.00	6.26	6.26	6937.136	149.2	143.554	96.2		
91	-1												
92	50 N-EtFOSE	630.1 > 58.9		7.873e3	1.00	6.41							
93	82 TDCA	498.3>106.9			1.00	4.91							YES
94	82 TDCA	498.3>106.9			1.00	4.91							YES
95	82 TDCA	498.3>106.9			1.00	4.91							YES
96	82 TDCA	498.3>106.9			1.00	4.91							YES
97	63 13C8-PFOS-EIS	507.0 > 80	2.457e3		1.00	4.66	4.66	2456.833	12.5	12.873	103.0		
98	76 d9-N-EtFOSE-EIS	639.2 > 58.8	7.873e3		1.00	6.41	6.41	7872.884	149.2	141.458	94.8		
99	63 13C8-PFOS-EIS	507.0 > 80	2.457e3		1.00	4.66	4.66	2456.833	12.5	12.873	103.0		
100	63 13C8-PFOS-EIS	507.0 > 80	2.457e3		1.00	4.66	4.66	2456.833	12.5	12.873	103.0		
101	63 13C8-PFOS-EIS	507.0 > 80	2.457e3		1.00	4.66	4.66	2456.833	12.5	12.873	103.0		
102	63 13C8-PFOS-EIS	507.0 > 80	2.457e3		1.00	4.66	4.66	2456.833	12.5	12.873	103.0		

Dataset: Untitled

Last Altered: Wednesday, July 07, 2021 15:36:33 Pacific Daylight Time

Printed: Wednesday, July 07, 2021 15:37:57 Pacific Daylight Time

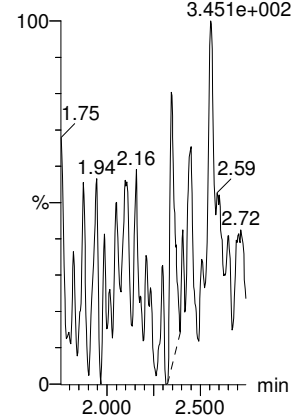
Method: M:\Projects\PFAS.pro\MethDB\PFAS_FULL_80C_051521.mdb 17 May 2021 08:41:05

Calibration: M:\Projects\PFAS.pro\CurveDB\C18_VAL-PFAS_Q4_05-15-21.cdb 17 May 2021 09:24:52

Name: 210515M2_41, Date: 15-May-2021, Time: 20:49:29, ID: IB, Description: IB

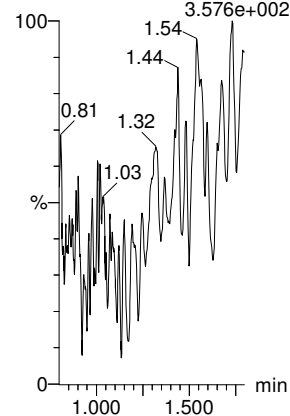
PFPeA

IB IB F8:MRM of 1 channel,ES-
263.1 > 218.9
3.451e+002



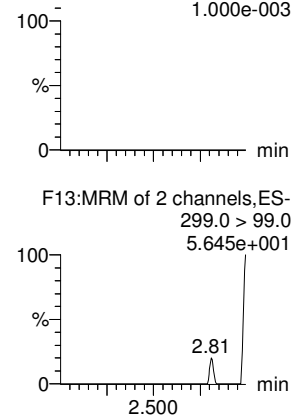
PFBA

IB IB F3:MRM of 1 channel,ES-
213.0 > 169.0
3.576e+002



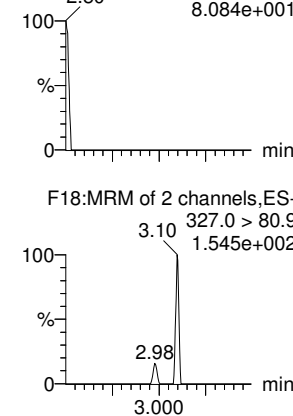
PFBS

F13:MRM of 2 channels,ES-
299.0 > 79.7
1.000e-003



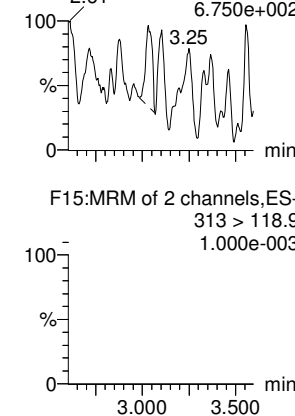
4:2 FTS

F18:MRM of 2 channels,ES-
327.0 > 306.9
8.084e+001



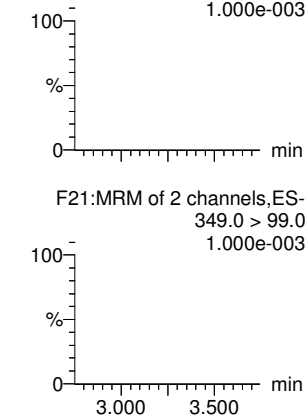
PFHxA

F15:MRM of 2 channels,ES-
313.0 > 269.0
6.750e+002



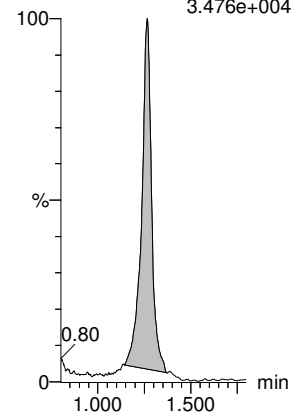
PFPeS

F21:MRM of 2 channels,ES-
349.0 > 80.0
1.000e-003



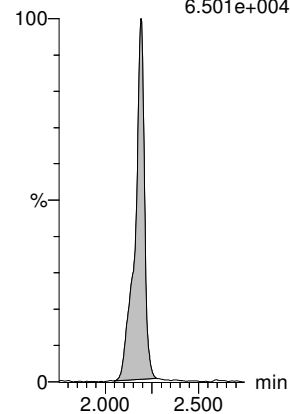
13C3-PFBA-EIS

IB IB F4:MRM of 1 channel,ES-
216.1 > 171.8
3.476e+004



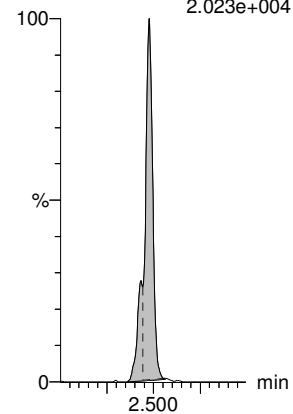
13C3-PFPeA-EIS

IB IB F9:MRM of 1 channel,ES-
266.0 > 221.8
6.501e+004



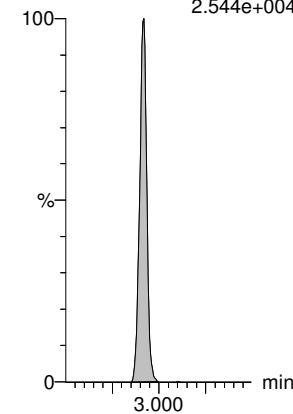
13C3-PFBS-EIS

F14:MRM of 1 channel,ES-
302.0 > 98.9
2.023e+004



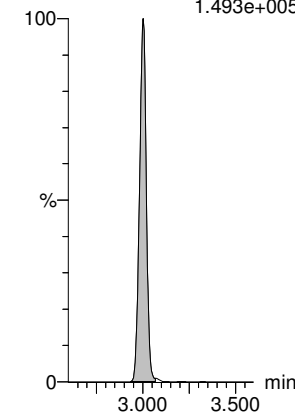
13C2-4:2 FTS-EIS

F19:MRM of 1 channel,ES-
329 > 79.9
2.544e+004



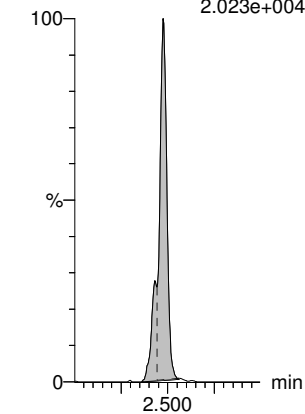
13C2-PFHxA-EIS

F17:MRM of 1 channel,ES-
315.0 > 270.0
1.493e+005



13C3-PFBS-EIS

F14:MRM of 1 channel,ES-
302.0 > 98.9
2.023e+004

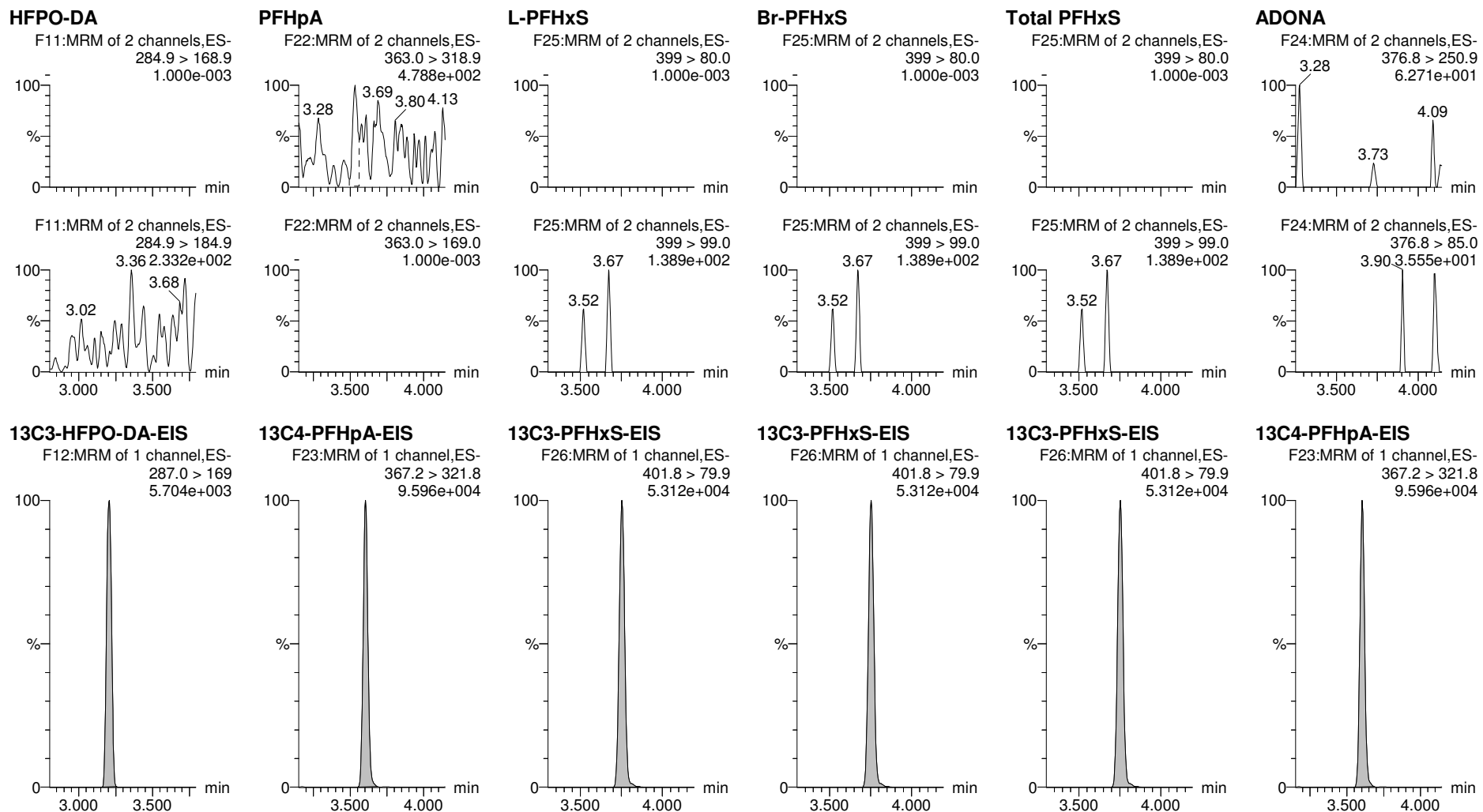


Dataset: Untitled

Last Altered: Wednesday, July 07, 2021 15:36:33 Pacific Daylight Time

Printed: Wednesday, July 07, 2021 15:37:57 Pacific Daylight Time

Name: 210515M2_41, Date: 15-May-2021, Time: 20:49:29, ID: IB, Description: IB



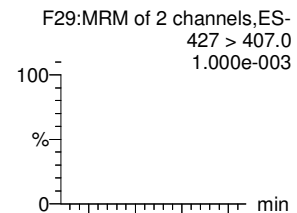
Dataset: Untitled

Last Altered: Wednesday, July 07, 2021 15:36:33 Pacific Daylight Time

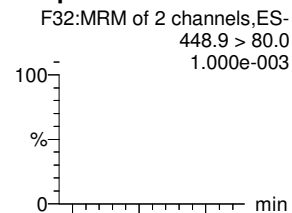
Printed: Wednesday, July 07, 2021 15:37:57 Pacific Daylight Time

Name: 210515M2_41, Date: 15-May-2021, Time: 20:49:29, ID: IB, Description: IB

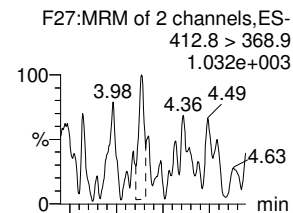
6:2 FTS



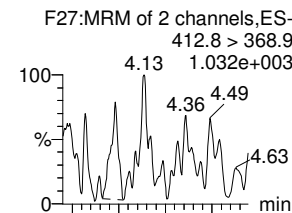
PFHps



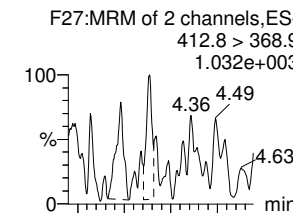
L-PFOA



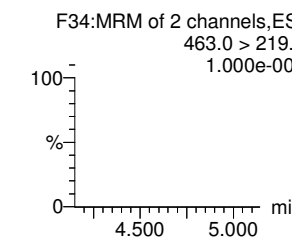
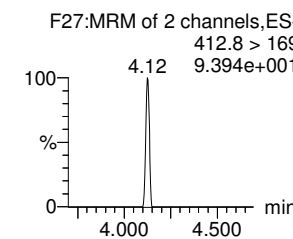
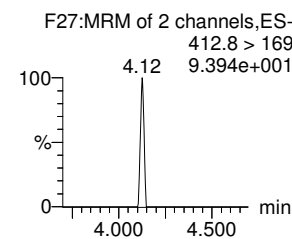
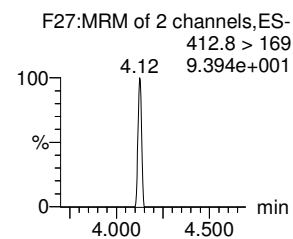
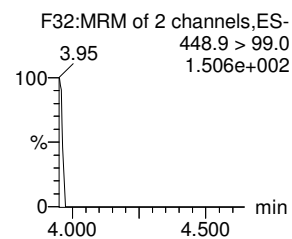
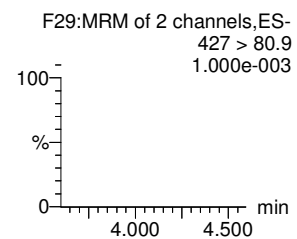
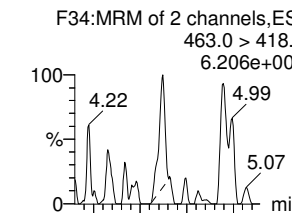
Br-PFOA



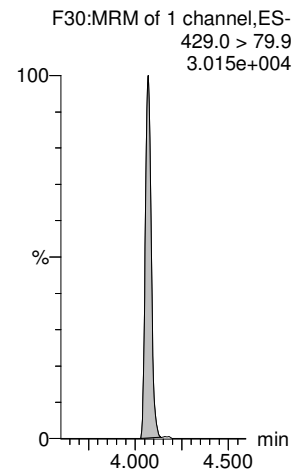
Total PFOA



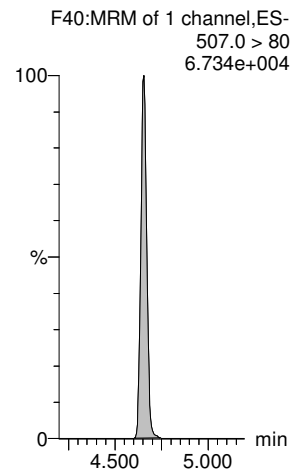
PFNA



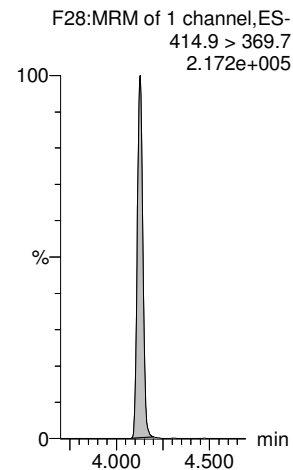
13C2-6:2 FTS-EIS



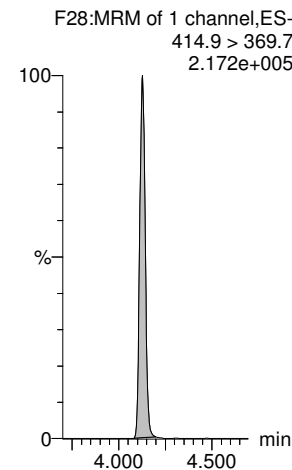
13C8-PFOS-EIS



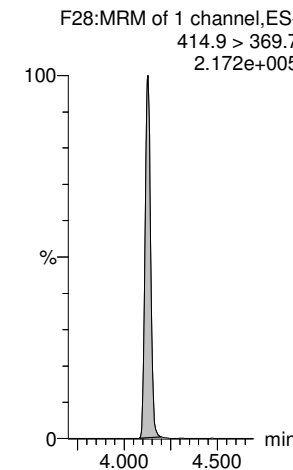
13C2-PFOA-EIS



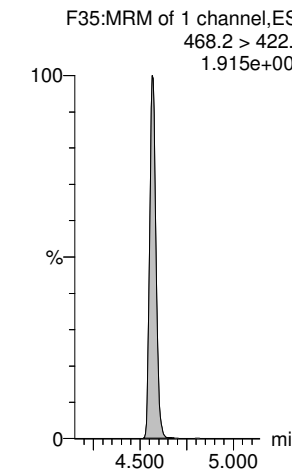
13C2-PFOA-EIS



13C2-PFOA-EIS



13C5-PFNA-EIS



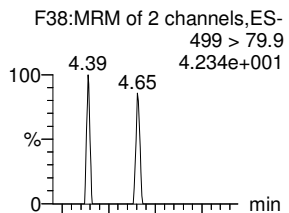
Dataset: Untitled

Last Altered: Wednesday, July 07, 2021 15:36:33 Pacific Daylight Time

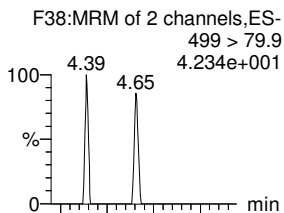
Printed: Wednesday, July 07, 2021 15:37:57 Pacific Daylight Time

Name: 210515M2_41, Date: 15-May-2021, Time: 20:49:29, ID: IB, Description: IB

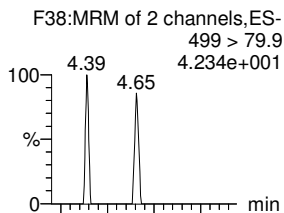
L-PFOS



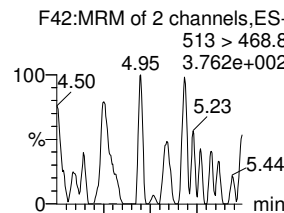
Br-PFOS



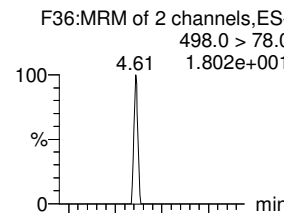
Total PFOS



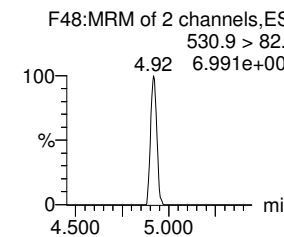
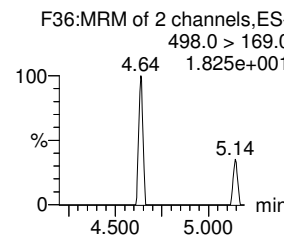
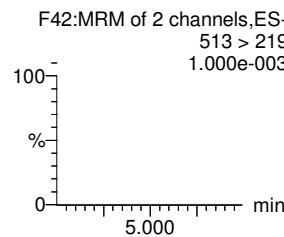
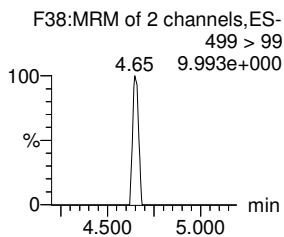
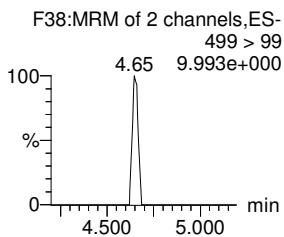
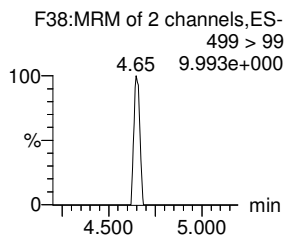
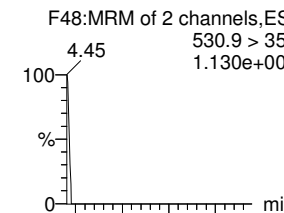
PFDA



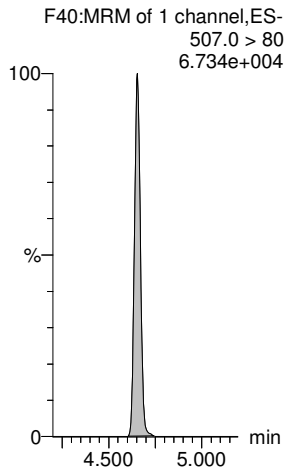
PFOSA



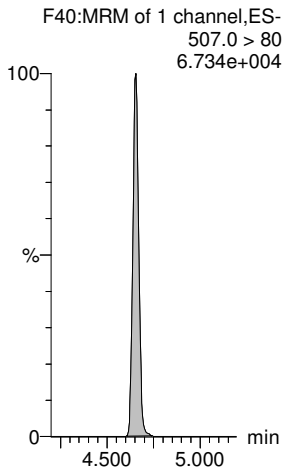
9CI-PF3ONS



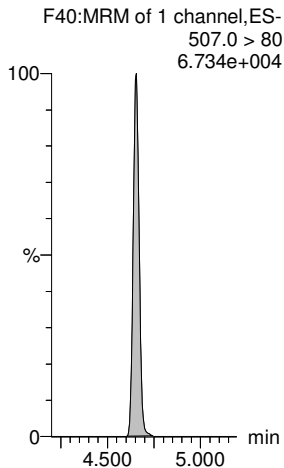
13C8-PFOS-EIS



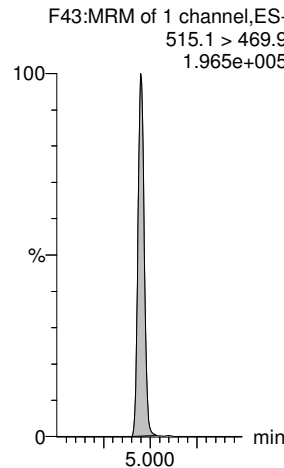
13C8-PFOS-EIS



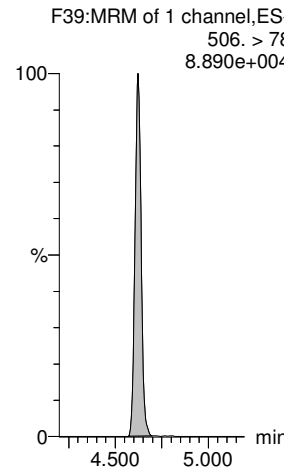
13C8-PFOS-EIS



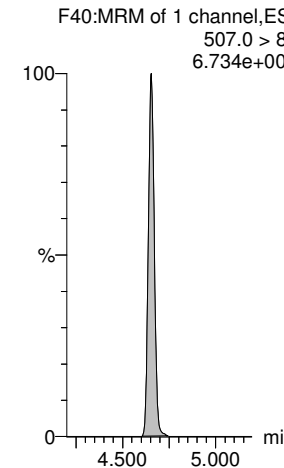
13C2-PFDA-EIS



13C8-PFOSA-EIS



13C8-PFOS-EIS

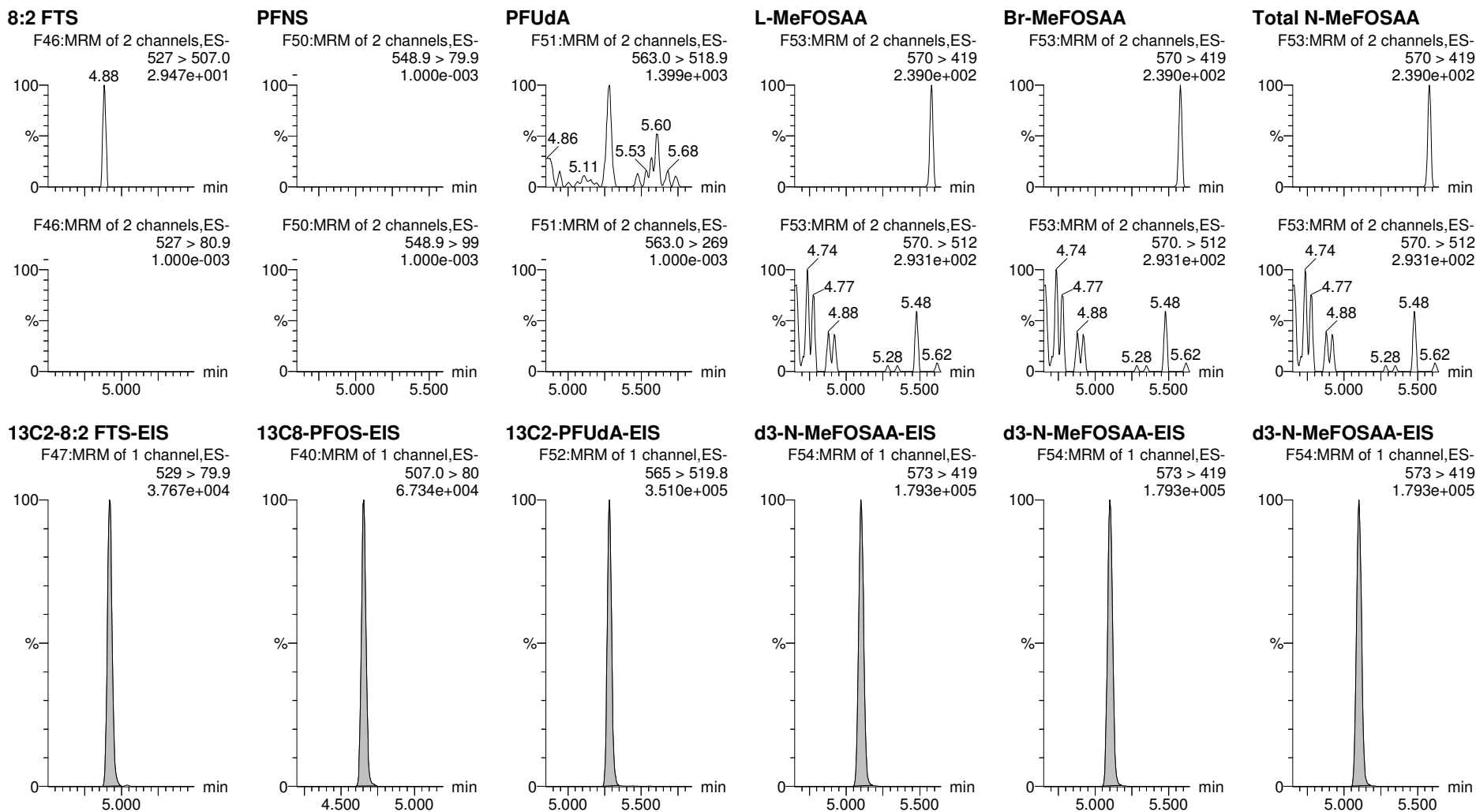


Dataset: Untitled

Last Altered: Wednesday, July 07, 2021 15:36:33 Pacific Daylight Time

Printed: Wednesday, July 07, 2021 15:37:57 Pacific Daylight Time

Name: 210515M2_41, Date: 15-May-2021, Time: 20:49:29, ID: IB, Description: IB



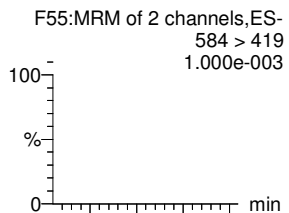
Dataset: Untitled

Last Altered: Wednesday, July 07, 2021 15:36:33 Pacific Daylight Time

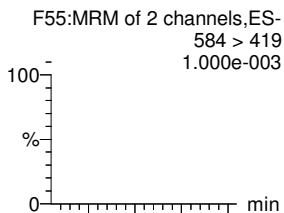
Printed: Wednesday, July 07, 2021 15:37:57 Pacific Daylight Time

Name: 210515M2_41, Date: 15-May-2021, Time: 20:49:29, ID: IB, Description: IB

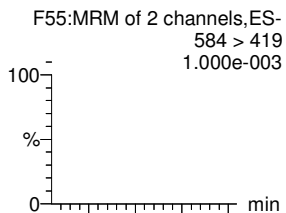
L-EtFOSAA



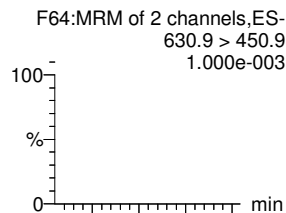
Br-ETFOSAA



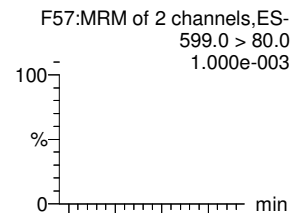
Total N-EtFOSAA



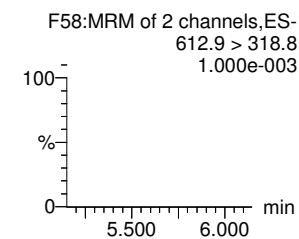
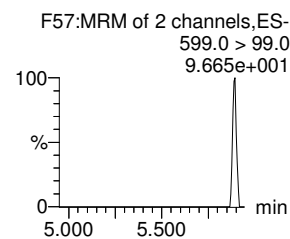
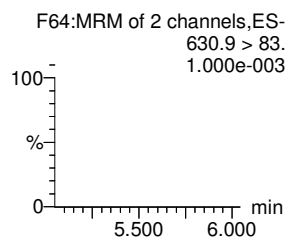
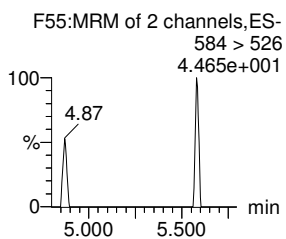
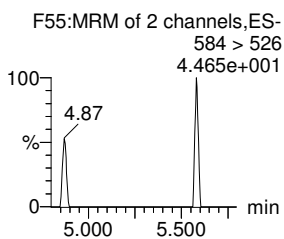
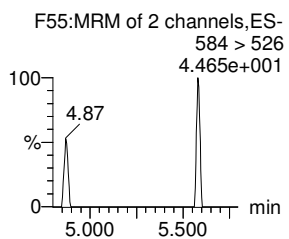
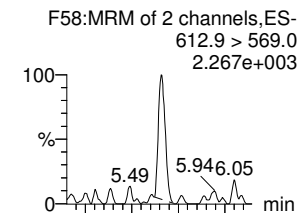
11Cl-PF3OUdS



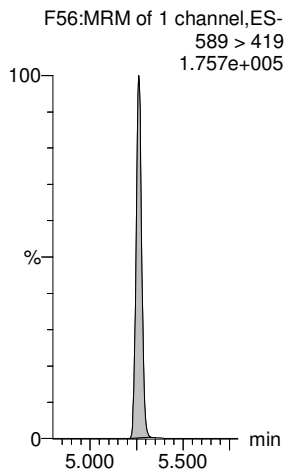
PFDS



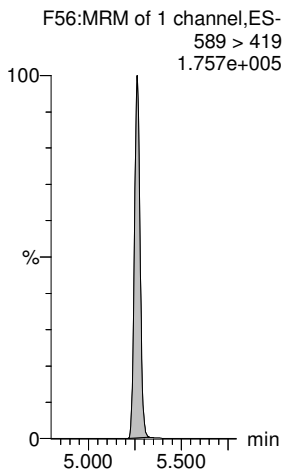
PFDoA



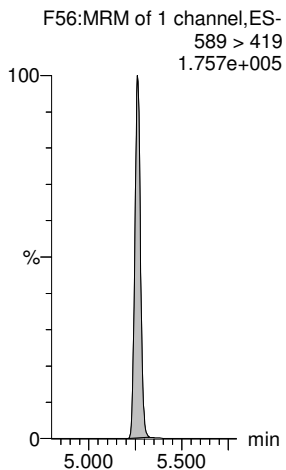
d5-N-EtFOSAA-EIS



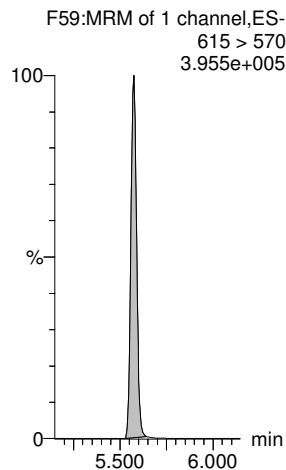
d5-N-EtFOSAA-EIS



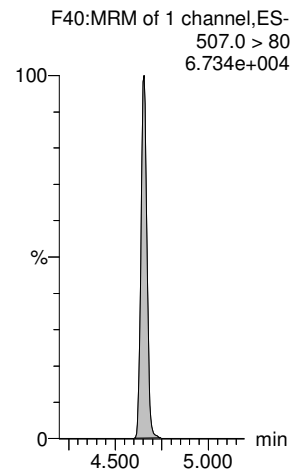
d5-N-EtFOSAA-EIS



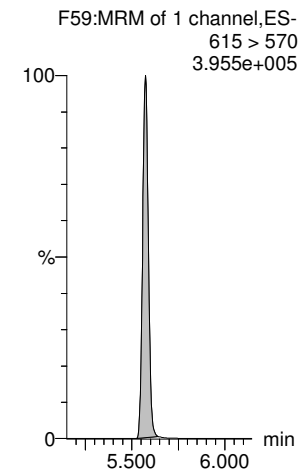
13C2-PFDoA-EIS



13C8-PFOS-EIS



13C2-PFDoA-EIS



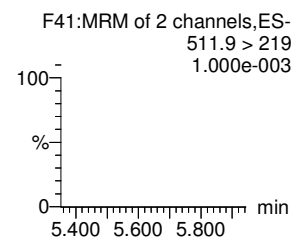
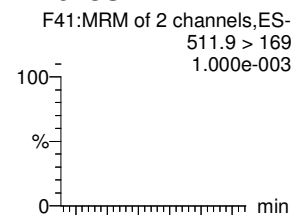
Dataset: Untitled

Last Altered: Wednesday, July 07, 2021 15:36:33 Pacific Daylight Time

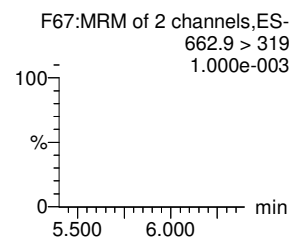
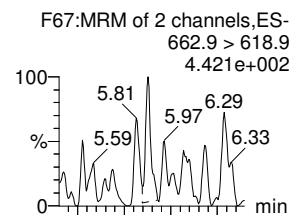
Printed: Wednesday, July 07, 2021 15:37:57 Pacific Daylight Time

Name: 210515M2_41, Date: 15-May-2021, Time: 20:49:29, ID: IB, Description: IB

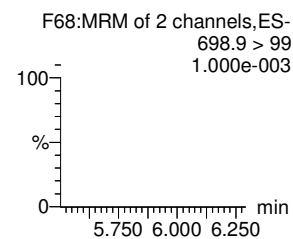
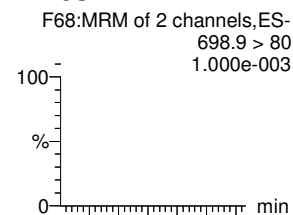
N-MeFOSA



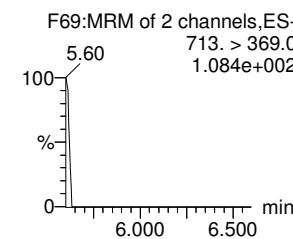
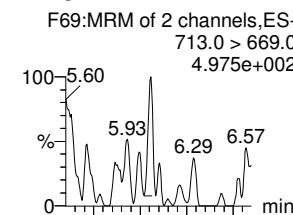
PFTrDA



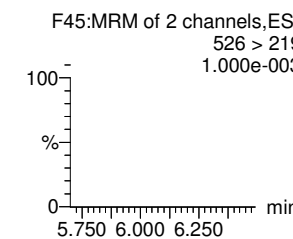
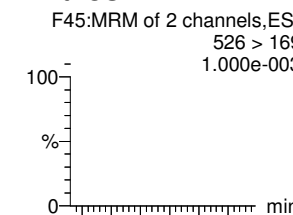
PFDoS



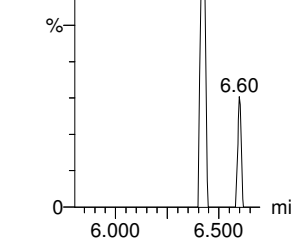
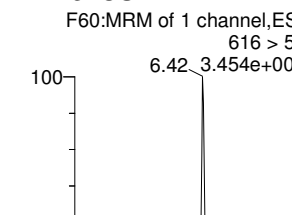
PFTeDA



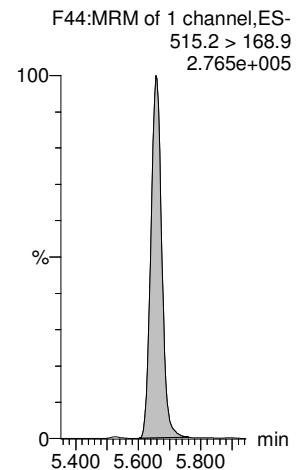
N-EtFOSA



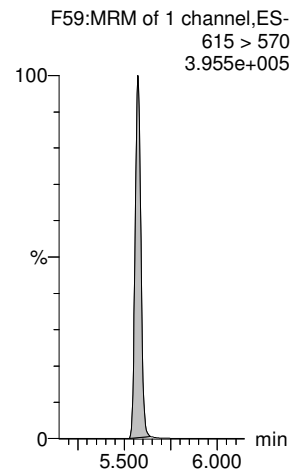
N-MeFOSE



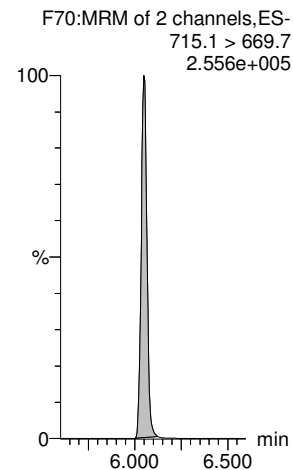
d3-N-MeFOSA-EIS



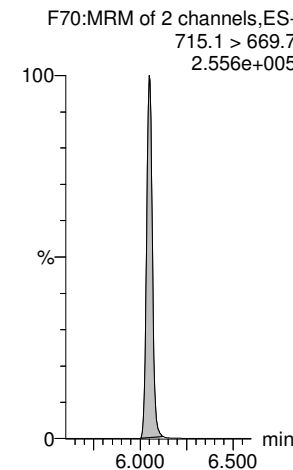
13C2-PFDoS-EIS



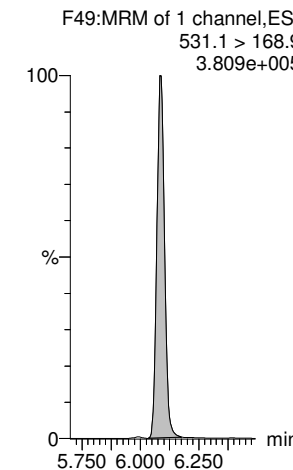
13C2-PFTeDA-EIS



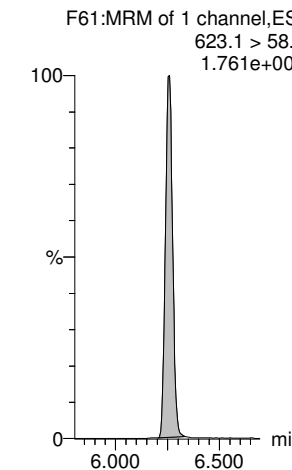
13C2-PFTeDA-EIS



d5-N-ETFOSE-EIS



d7-N-MeFOSE-EIS



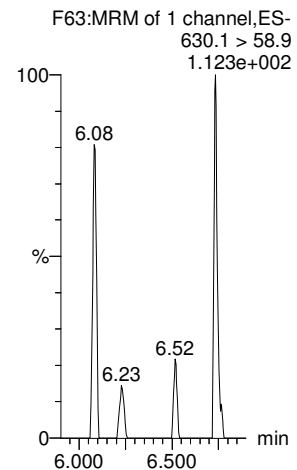
Dataset: Untitled

Last Altered: Wednesday, July 07, 2021 15:36:33 Pacific Daylight Time

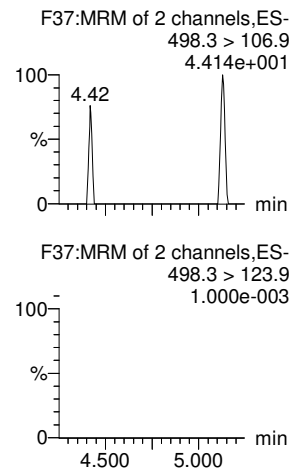
Printed: Wednesday, July 07, 2021 15:37:57 Pacific Daylight Time

Name: 210515M2_41, Date: 15-May-2021, Time: 20:49:29, ID: IB, Description: IB

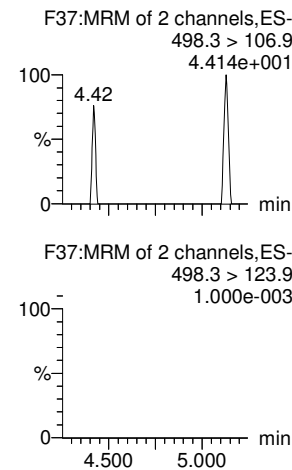
N-EtFOSE



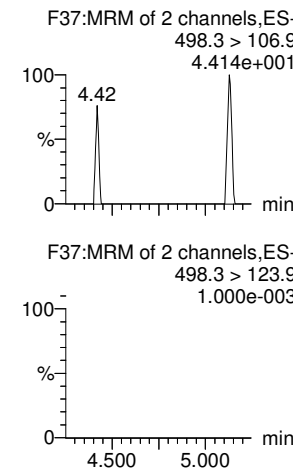
TDCA



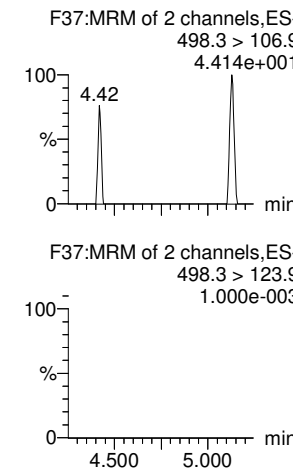
TDCA



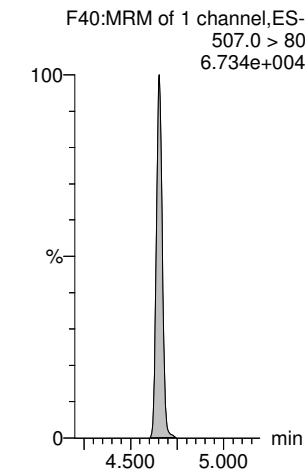
TDCA



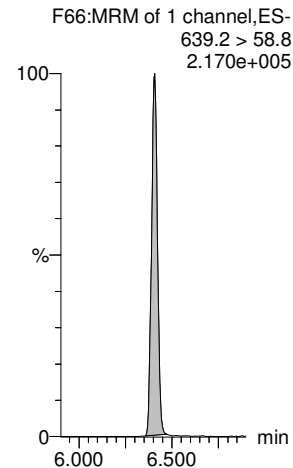
TDCA



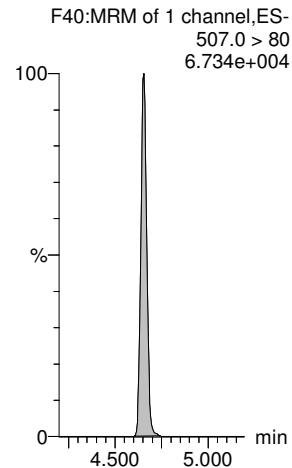
13C8-PFOS-EIS



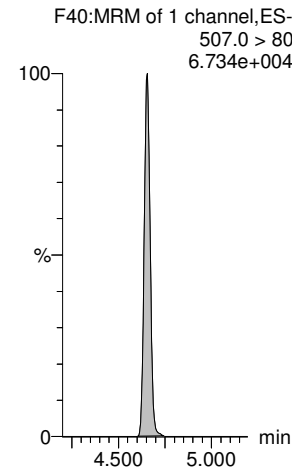
d9-N-EtFOSE-EIS



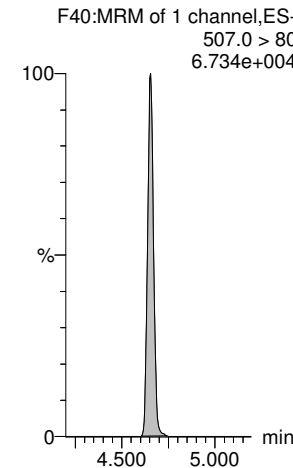
13C8-PFOS-EIS



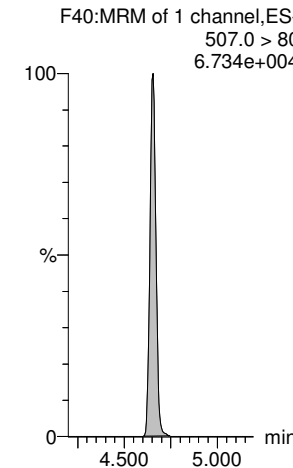
13C8-PFOS-EIS



13C8-PFOS-EIS



13C8-PFOS-EIS



Vista Analytical Laboratory

Dataset: F:\Projects\PFAS.PRO\Results\210515M2\210515M2-58.qld

Last Altered: Monday, May 17, 2021 10:09:10 Pacific Daylight Time

Printed: Monday, May 17, 2021 10:09:39 Pacific Daylight Time

VY 5/17/2021

Name: 210515M2_58, Date: 15-May-2021, Time: 23:46:11, ID: ST210515M2-12 PFC CS5 21D2808, Description: PFC CS5 21D2808

#	Name	Trace	Area	IS Area	wt/vol	RT	RRF Mean	Response	Std. Conc	Conc.	%Rec	Recovery	Ion Ratio	Ratio Out?
1	1 PFBA	213.0 > 169.0	2.762e4	2.479e3	1.00	1.26		139.259	100.000	105	105.1	NO		
2	3 PFMPA	229 > 85	1.964e4	5.701e3	1.00	1.61		43.068	100.000	93.0	93.0	NO		
3	2 PFPoS	248.9 > 79.9	1.304e4	9.579e2	1.00	1.58		170.181	100.000	100	100.2	NO	2.352	NO
4	4 3:3 FTCA	241 > 177	2.365e3	3.660e3	1.00	2.04		8.076	100.000	95.6	95.6	NO	1.979	NO
5	5 PFPeA	263.1 > 218.9	2.722e4	3.660e3	1.00	2.19		92.964	100.000	109	108.8	NO		
6	6 PFMBA	279 > 85	3.045e4	3.660e3	1.00	2.49		103.997	100.000	99.1	99.1	NO	13.454	NO
7	51 13C3-PFBA-EIS	216.1 > 171.8	2.479e3		1.00	1.26	236.166	2479.027	12.500	10.5	84.0	NO		
8	56 13C2-PFHxA-EIS	315.0 > 270.0	5.701e3		1.00	3.00	481.309	5700.972	12.500	11.8	94.8	NO		
9	53 13C3-PFBS-EIS	302.0 > 98.9	9.579e2		1.00	2.48	86.240	957.927	12.500	11.1	88.9	NO		
10	52 13C3-PFPeA-EIS	266.0 > 221.8	3.660e3		1.00	2.19	302.223	3660.172	12.500	12.1	96.9	NO		
11	52 13C3-PFPeA-EIS	266.0 > 221.8	3.660e3		1.00	2.19	302.223	3660.172	12.500	12.1	96.9	NO		
12	52 13C3-PFPeA-EIS	266.0 > 221.8	3.660e3		1.00	2.19	302.223	3660.172	12.500	12.1	96.9	NO		
13	-1													
14	7 PFBS	299.0 > 79.7	1.449e4	9.579e2	1.00	2.48		189.138	100.000	112	112.5	NO	2.615	NO
15	10 4:2 FTS	327.0 > 306.9	2.333e4	8.276e2	1.00	2.91		352.410	100.000	103	102.7	NO	1.956	NO
16	11 PFHxA	313.0 > 269.0	5.318e4	5.701e3	1.00	3.00		116.605	100.000	112	112.3	NO	16.939	NO
17	8 PFEESA	315 > 135	1.580e4	9.579e2	1.00	2.82		206.158	100.000	96.7	96.7	NO	3.852	NO
18	12 PFPeS	349.0 > 80.0	1.491e4	9.579e2	1.00	3.19		194.593	100.000	110	109.9	NO	1.701	NO
19	13 HFPO-DA	284.9 > 168.9	2.375e3	2.196e2	1.00	3.20		135.209	100.000	106	106.5	NO	1.893	NO
20	53 13C3-PFBS-EIS	302.0 > 98.9	9.579e2		1.00	2.48	86.240	957.927	12.500	11.1	88.9	NO		
21	55 13C2-4:2 FTS-EIS	329 > 79.9	8.276e2		1.00	2.91	79.458	827.584	12.500	10.4	83.3	NO		
22	56 13C2-PFHxA-EIS	315.0 > 270.0	5.701e3		1.00	3.00	481.309	5700.972	12.500	11.8	94.8	NO		
23	53 13C3-PFBS-EIS	302.0 > 98.9	9.579e2		1.00	2.48	86.240	957.927	12.500	11.1	88.9	NO		
24	53 13C3-PFBS-EIS	302.0 > 98.9	9.579e2		1.00	2.48	86.240	957.927	12.500	11.1	88.9	NO		
25	54 13C3-HFPO-DA-EIS	287.0 > 169	2.196e2		1.00	3.20	19.384	219.579	12.500	11.3	90.6	NO		
26	-1													
27	9 NFDHA	201 > 85	3.140e4	5.701e3	1.00	2.90		68.848	100.000	97.7	97.7	NO	14.286	NO
28	14 5:3 FTCA	340.9 > 236.9	1.018e4	3.278e3	1.00	3.54		38.817	100.000	96.8	96.8	NO	1.492	NO
29	15 PFHpA	363.0 > 318.9	3.220e4	3.278e3	1.00	3.60		122.813	100.000	107	106.6	NO	8.615	NO
30	16 ADONA	376.8 > 250.9	1.218e5	3.278e3	1.00	3.71		464.461	100.000	108	108.5	NO	3.230	NO
31	17 L-PFHxS	399 > 80.0	1.661e4	1.699e3	1.00	3.75		122.233	100.000	116	116.4	NO	1.682	NO
32	19 6:2 FTS	427 > 407.0	2.475e4	9.549e2	1.00	4.07		323.952	100.000	111	110.6	NO	2.042	NO
33	56 13C2-PFHxA-EIS	315.0 > 270.0	5.701e3		1.00	3.00	481.309	5700.972	12.500	11.8	94.8	NO		
34	57 13C4-PFHpA-EIS	367.2 > 321.8	3.278e3		1.00	3.60	282.988	3277.559	12.500	11.6	92.7	NO		
35	57 13C4-PFHpA-EIS	367.2 > 321.8	3.278e3		1.00	3.60	282.988	3277.559	12.500	11.6	92.7	NO		
36	57 13C4-PFHpA-EIS	367.2 > 321.8	3.278e3		1.00	3.60	282.988	3277.559	12.500	11.6	92.7	NO		

Vista Analytical Laboratory

Dataset: F:\Projects\PFAS.PRO\Results\210515M2\210515M2-58.qld

Last Altered: Monday, May 17, 2021 10:09:10 Pacific Daylight Time

Printed: Monday, May 17, 2021 10:09:39 Pacific Daylight Time

VY 5/17/2021

Name: 210515M2_58, Date: 15-May-2021, Time: 23:46:11, ID: ST210515M2-12 PFC CS5 21D2808, Description: PFC CS5 21D2808

#	Name	Trace	Area	IS Area	wt/vol	RT	RRF Mean	Response	Std. Conc	Conc.	%Rec	Recovery	Ion Ratio	Ratio Out?
37	58 13C3-PFHxS-EIS	401.8 > 79.9	1.699e3		1.00	3.75	161.585	1699.036	12.500	10.5	84.1	NO		
38	59 13C2-6:2 FTS-EIS	429.0 > 79.9	9.549e2		1.00	4.07	90.639	954.935	12.500	10.5	84.3	NO		
39	-1													
40	20 L-PFOA	412.8 > 368.9	7.896e4	6.671e3	1.00	4.12		147.954	100.000	108	107.6	NO	3.893	NO
41	22 PFecHS	460.8 > 381.0	3.171e4	6.671e3	1.00	4.14		59.407	100.000	108	107.5	NO	1.008	NO
42	23 PFHpS	448.9 > 80.0	1.693e4	2.169e3	1.00	4.24		97.602	100.000	110	110.3	NO	2.000	NO
43	24 7:3 FTCA	441.0 > 337.0	2.285e4	6.757e3	1.00	4.55		42.273	100.000	96.3	96.3	NO	1.454	NO
44	25 PFNA	463.0 > 418.8	6.537e4	6.757e3	1.00	4.57		120.937	100.000	106	105.6	NO	3.510	NO
45	26 PFOSA	498.0 > 78.0	2.476e4	3.028e3	1.00	4.62		102.204	100.000	114	114.0	NO	29.191	NO
46	62 13C2-PFOA-EIS	414.9 > 369.7	6.671e3		1.00	4.12	599.936	6671.333	12.500	11.1	89.0	NO		
47	62 13C2-PFOA-EIS	414.9 > 369.7	6.671e3		1.00	4.12	599.936	6671.333	12.500	11.1	89.0	NO		
48	63 13C8-PFOS-EIS	507.0 > 80	2.169e3		1.00	4.65	190.845	2168.698	12.500	11.4	90.9	NO		
49	60 13C5-PFNA-EIS	468.2 > 422.9	6.757e3		1.00	4.57	559.633	6756.802	12.500	12.1	96.6	NO		
50	60 13C5-PFNA-EIS	468.2 > 422.9	6.757e3		1.00	4.57	559.633	6756.802	12.500	12.1	96.6	NO		
51	61 13C8-PFOSA-EIS	506. > 78	3.028e3		1.00	4.62	285.457	3027.893	12.500	10.6	84.9	NO		
52	-1													
53	27 L-PFOS	499 > 79.9	1.970e4	2.169e3	1.00	4.65		113.523	100.000	113	112.8	NO	1.890	NO
54	29 9CI-PF3ONS	530.9>351	7.476e4	2.169e3	1.00	4.87		430.932	100.000	110	110.1	NO	26.886	NO
55	30 PFDA	513 > 468.8	8.456e4	7.089e3	1.00	4.95		149.093	100.000	105	104.7	NO	5.007	NO
56	31 8:2 FTS	527 > 507.0	2.525e4	1.082e3	1.00	4.92		291.676	100.000	114	114.4	NO	1.907	NO
57	32 PFNS	548.9 > 79.9	1.264e4	2.169e3	1.00	5.02		72.868	100.000	108	107.6	NO	1.088	NO
58	33 L-MeFOSAA	570 > 419	4.702e4	6.531e3	1.00	5.11		89.981	100.000	109	109.4	NO	2.743	NO
59	63 13C8-PFOS-EIS	507.0 > 80	2.169e3		1.00	4.65	190.845	2168.698	12.500	11.4	90.9	NO		
60	63 13C8-PFOS-EIS	507.0 > 80	2.169e3		1.00	4.65	190.845	2168.698	12.500	11.4	90.9	NO		
61	64 13C2-PFDA-EIS	515.1 > 469.9	7.089e3		1.00	4.95	593.761	7089.120	12.500	11.9	95.5	NO		
62	65 13C2-8:2 FTS-EIS	529 > 79.9	1.082e3		1.00	4.92	114.874	1082.088	12.500	9.42	75.4	NO		
63	63 13C8-PFOS-EIS	507.0 > 80	2.169e3		1.00	4.65	190.845	2168.698	12.500	11.4	90.9	NO		
64	66 d3-N-MeFOSAA-EIS	573 > 419	6.531e3		1.00	5.10	555.332	6531.424	12.500	11.8	94.1	NO		
65	-1													
66	35 L-EtFOSAA	584 > 419	4.359e4	5.239e3	1.00	5.26		104.007	100.000	107	107.1	NO	1.339	NO
67	37 PFUdA	563.0 > 518.9	8.383e4	1.077e4	1.00	5.28		97.262	100.000	106	105.7	NO	7.535	NO
68	38 PFDS	599.0 > 80.0	1.888e4	2.169e3	1.00	5.33		108.840	100.000	111	111.0	NO	1.688	NO
69	39 11CI-PF3OUdS	630.9 > 450.9	5.886e4	1.259e4	1.00	5.50		58.436	100.000	109	108.5	NO	23.475	NO
70	40 10:2 FTS	626.9 > 607	2.135e4	8.785e2	1.00	5.56		303.822	100.000	111	111.1	NO	1.645	NO
71	41 PFDdA	612.9 > 569.0	9.707e4	1.259e4	1.00	5.57		96.365	100.000	109	109.0	NO	8.436	NO
72	68 d5-N-EtFOSAA-EIS	589 > 419	5.239e3		1.00	5.26	469.773	5238.798	12.500	11.2	89.2	NO		

Vista Analytical Laboratory

Dataset: F:\Projects\PFAS.PRO\Results\210515M2\210515M2-58.qld

Last Altered: Monday, May 17, 2021 10:09:10 Pacific Daylight Time

Printed: Monday, May 17, 2021 10:09:39 Pacific Daylight Time

VY 5/17/2021

Name: 210515M2_58, Date: 15-May-2021, Time: 23:46:11, ID: ST210515M2-12 PFC CS5 21D2808, Description: PFC CS5 21D2808

#	Name	Trace	Area	IS Area	wt/vol	RT	RRF Mean	Response	Std. Conc	Conc.	%Rec	Recovery	Ion Ratio	Ratio Out?
73	67 13C2-PFUdA-EIS	565 > 519.8	1.077e4		1.00	5.28	946.911	10773.564	12.500	11.4	91.0	NO		
74	63 13C8-PFOS-EIS	507.0 > 80	2.169e3		1.00	4.65	190.845	2168.698	12.500	11.4	90.9	NO		
75	69 13C2-PFDoA-EIS	615 > 570	1.259e4		1.00	5.57	1091.366	12591.443	12.500	11.5	92.3	NO		
76	70 13C2-10:2 FTS-EIS	633 > 79.9	8.785e2		1.00	5.55	93.745	878.531	12.500	9.37	75.0	NO		
77	69 13C2-PFDoA-EIS	615 > 570	1.259e4		1.00	5.57	1091.366	12591.443	12.500	11.5	92.3	NO		
78	-1													
79	42 N-MeFOSA	511.9 > 169	1.189e4	1.081e4	1.00	5.63		164.174	100.000	110	110.2	NO	1.250	NO
80	43 PFTrDA	662.9 > 618.9	9.354e4	1.259e4	1.00	5.82		92.860	100.000	108	107.7	NO	8.522	NO
81	44 PFDoS	698.9 > 80	1.988e4	8.010e3	1.00	5.85		31.021	100.000	116	115.8	NO	1.766	NO
82	45 PFTeDA	713.0 > 669.0	1.064e5	8.010e3	1.00	6.05		166.067	100.000	119	119.3	NO	12.649	NO
83	46 N-EtFOSA	526 > 169	1.319e4	1.425e4	1.00	6.07		138.117	100.000	104	103.7	NO	1.238	NO
84	47 PFHxDA	813.1 > 768.6	5.998e4	1.097e4	1.00	6.39		68.325	100.000	108	107.7	NO	21.476	NO
85	71 d3-N-MeFOSA-EIS	515.2 > 168.9	1.081e4		1.00	5.66	74.418	10807.985	149.200	145	97.3	NO		
86	69 13C2-PFDoA-EIS	615 > 570	1.259e4		1.00	5.57	1091.366	12591.443	12.500	11.5	92.3	NO		
87	72 13C2-PFTeDA-EIS	715.1 > 669.7	8.010e3		1.00	6.05	707.956	8010.084	12.500	11.3	90.5	NO		
88	72 13C2-PFTeDA-EIS	715.1 > 669.7	8.010e3		1.00	6.05	707.956	8010.084	12.500	11.3	90.5	NO		
89	73 d5-N-ETFOSA-EIS	531.1 > 168.9	1.425e4		1.00	6.08	97.528	14253.820	149.200	146	98.0	NO		
90	74 13C2-PFHxDA-EIS	815 > 769.7	1.097e4		1.00	6.39	953.537	10973.148	12.500	11.5	92.1	NO		
91	-1													
92	48 PFODA	913 > 869	8.779e4	1.097e4	1.00	6.62		100.008	100.000	115	115.2	NO		
93	49 N-MeFOSE	616 > 59	4.876e3	7.120e3	1.00	6.26		102.189	100.000	102	102.3	NO		
94	50 N-EtFOSE	630.1 > 58.9	5.798e3	7.956e3	1.00	6.42		108.726	100.000	104	104.1	NO		
95	63 13C8-PFOS-EIS	507.0 > 80	2.169e3		1.00	4.65	190.845	2168.698	12.500	11.4	90.9	NO		
96	63 13C8-PFOS-EIS	507.0 > 80	2.169e3		1.00	4.65	190.845	2168.698	12.500	11.4	90.9	NO		
97	63 13C8-PFOS-EIS	507.0 > 80	2.169e3		1.00	4.65	190.845	2168.698	12.500	11.4	90.9	NO		
98	74 13C2-PFHxDA-EIS	815 > 769.7	1.097e4		1.00	6.39	953.537	10973.148	12.500	11.5	92.1	NO		
99	75 d7-N-MeFOSE-EIS	623.1 > 58.9	7.120e3		1.00	6.25	48.324	7119.500	149.200	147	98.7	NO		
100	76 d9-N-EtFOSE-EIS	639.2 > 58.8	7.956e3		1.00	6.41	55.655	7955.887	149.200	143	95.8	NO		

Dataset: F:\Projects\PFAS.PRO\Results\210515M2\210515M2-58.qld

Last Altered: Monday, May 17, 2021 10:09:10 Pacific Daylight Time

Printed: Monday, May 17, 2021 10:09:39 Pacific Daylight Time

VY 5/17/2021

Method: F:\Projects\PFAS.PRO\MethDB\PFAS_FULL_80C_051521.mdb 17 May 2021 08:41:05

Calibration: F:\Projects\PFAS.PRO\CurveDB\C18_VAL-PFAS_Q4_05-15-21.cdb 17 May 2021 09:24:52

Name: 210515M2_58, Date: 15-May-2021, Time: 23:46:11, ID: ST210515M2-12 PFC CS5 21D2808, Description: PFC CS5 21D2808

PFBA

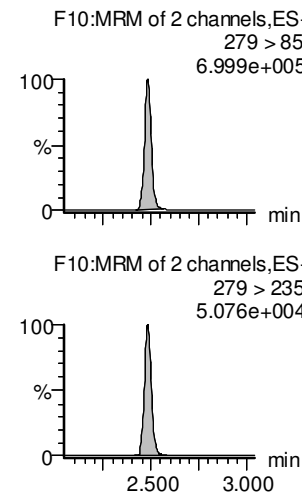
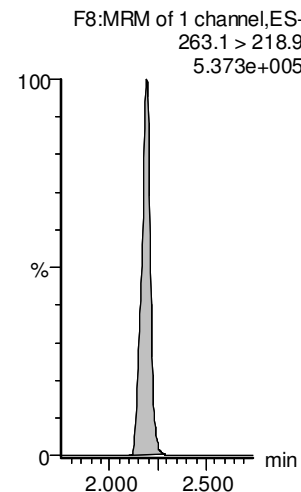
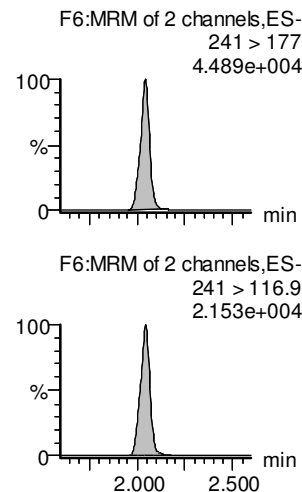
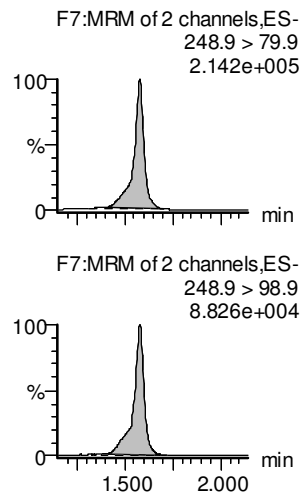
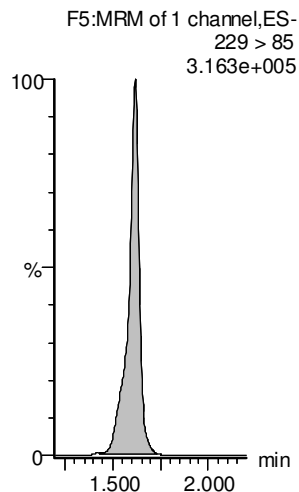
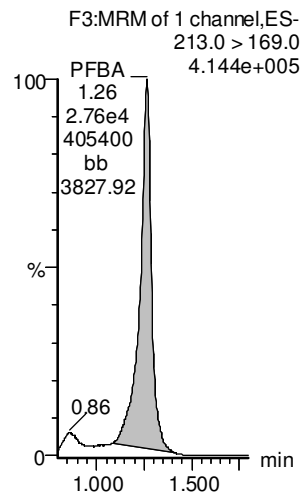
PFMPA

PFPrS

3:3 FTCA

PFPeA

PFMBA



13C3-PFBA-EIS

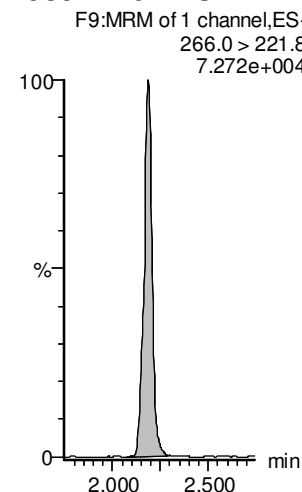
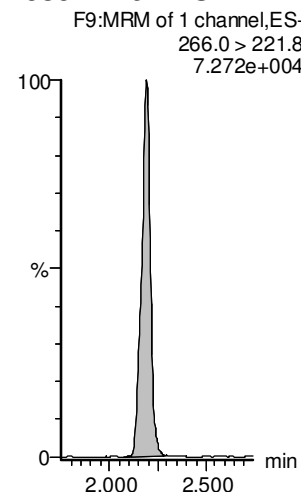
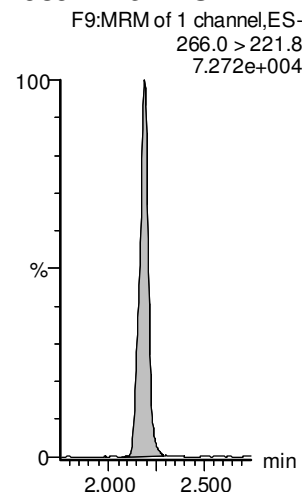
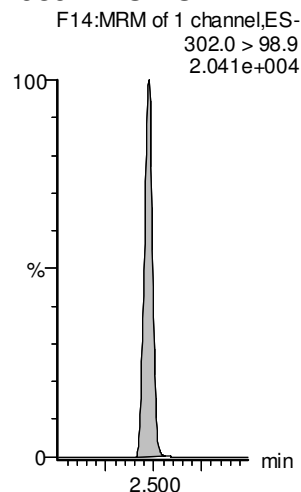
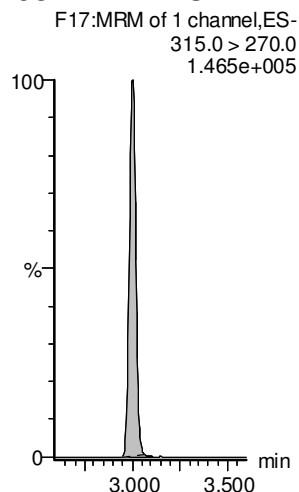
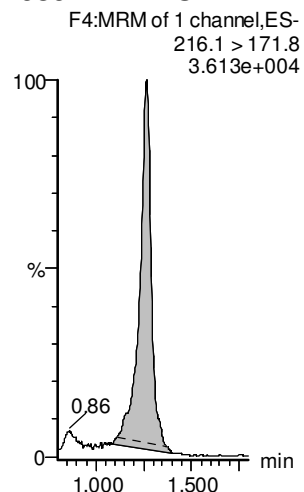
13C2-PFHxA-EIS

13C3-PFBS-EIS

13C3-PFPeA-EIS

13C3-PFPeA-EIS

13C3-PFPeA-EIS



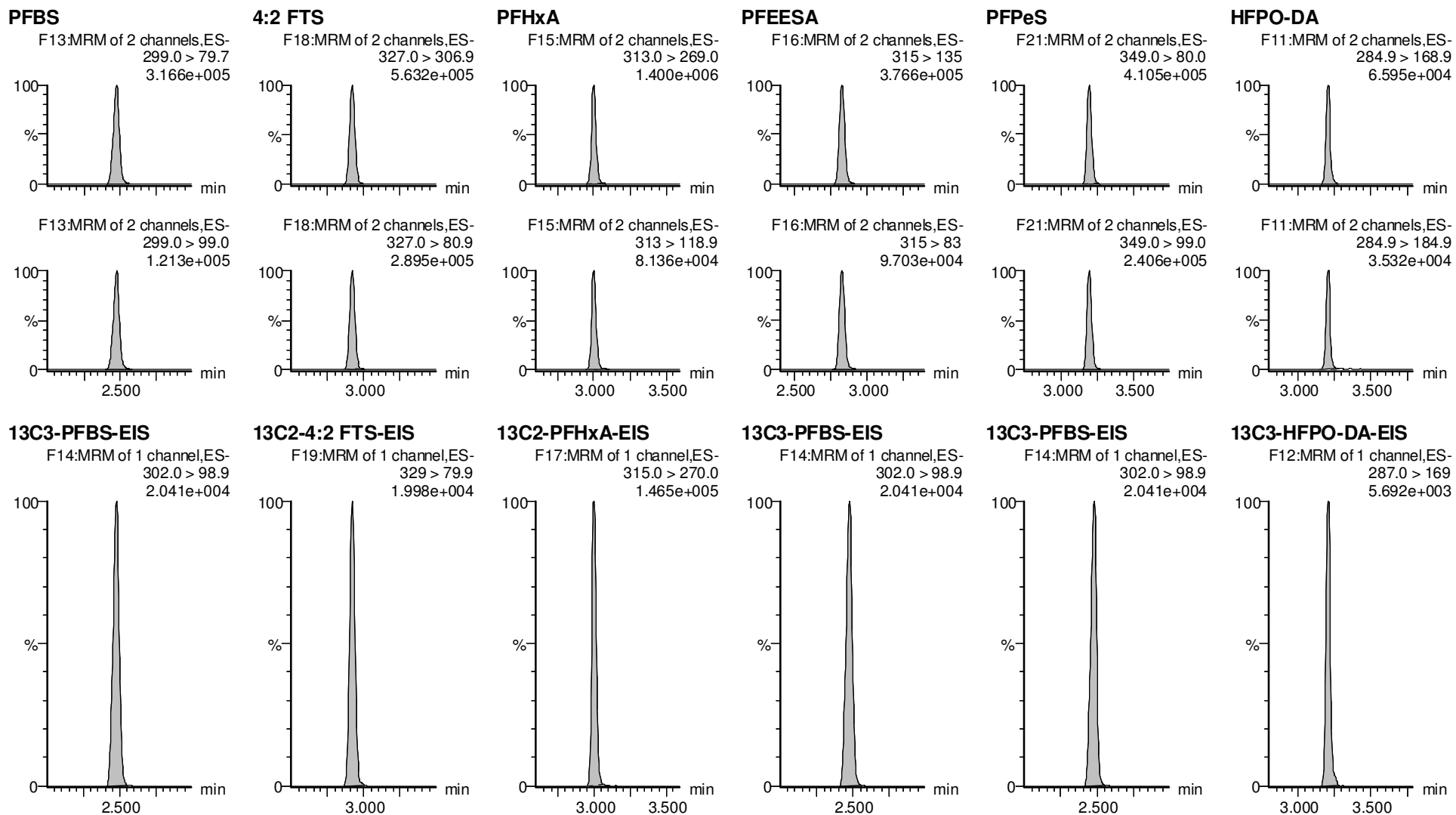
Dataset: F:\Projects\PFAS.PRO\Results\210515M2\210515M2-58.qld

Last Altered: Monday, May 17, 2021 10:09:10 Pacific Daylight Time

Printed: Monday, May 17, 2021 10:09:39 Pacific Daylight Time

VY 5/17/2021

Name: 210515M2_58, Date: 15-May-2021, Time: 23:46:11, ID: ST210515M2-12 PFC CS5 21D2808, Description: PFC CS5 21D2808



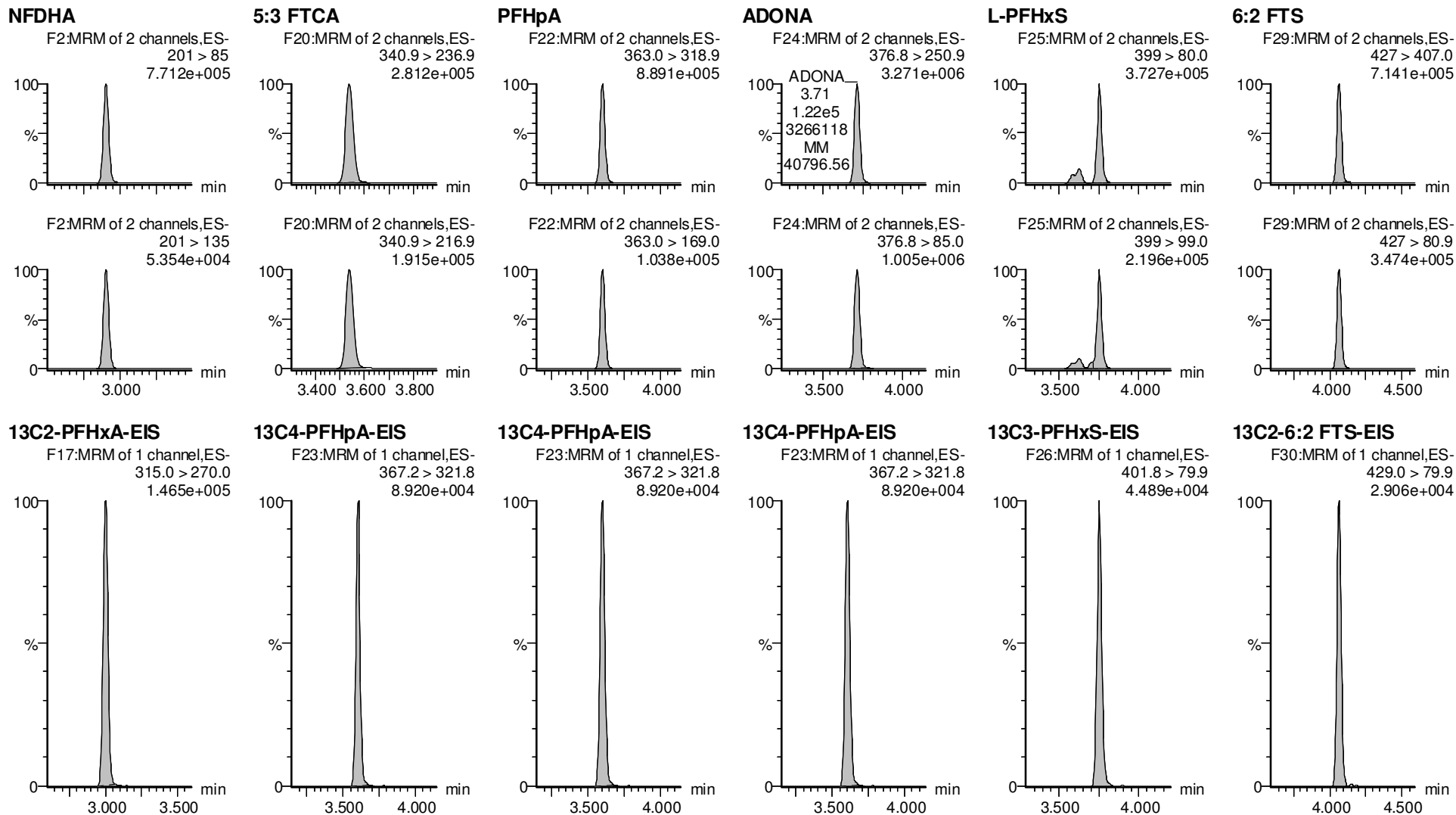
Dataset: F:\Projects\PFAS.PRO\Results\210515M2\210515M2-58.qld

Last Altered: Monday, May 17, 2021 10:09:10 Pacific Daylight Time

Printed: Monday, May 17, 2021 10:09:39 Pacific Daylight Time

VY 5/17/2021

Name: 210515M2_58, Date: 15-May-2021, Time: 23:46:11, ID: ST210515M2-12 PFC CS5 21D2808, Description: PFC CS5 21D2808



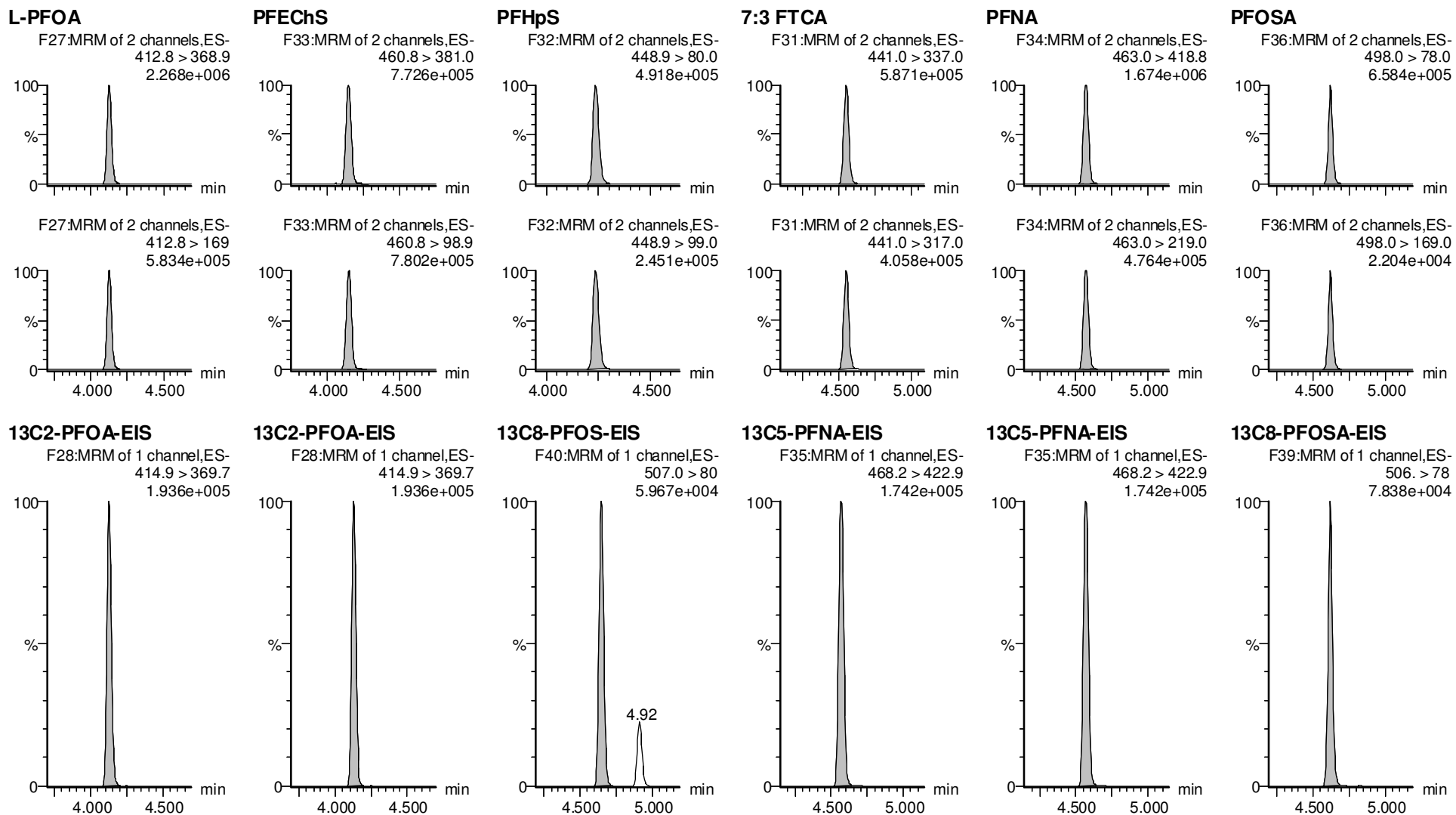
Dataset: F:\Projects\PFAS.PRO\Results\210515M2\210515M2-58.qld

Last Altered: Monday, May 17, 2021 10:09:10 Pacific Daylight Time

Printed: Monday, May 17, 2021 10:09:39 Pacific Daylight Time

VY 5/17/2021

Name: 210515M2_58, Date: 15-May-2021, Time: 23:46:11, ID: ST210515M2-12 PFC CS5 21D2808, Description: PFC CS5 21D2808



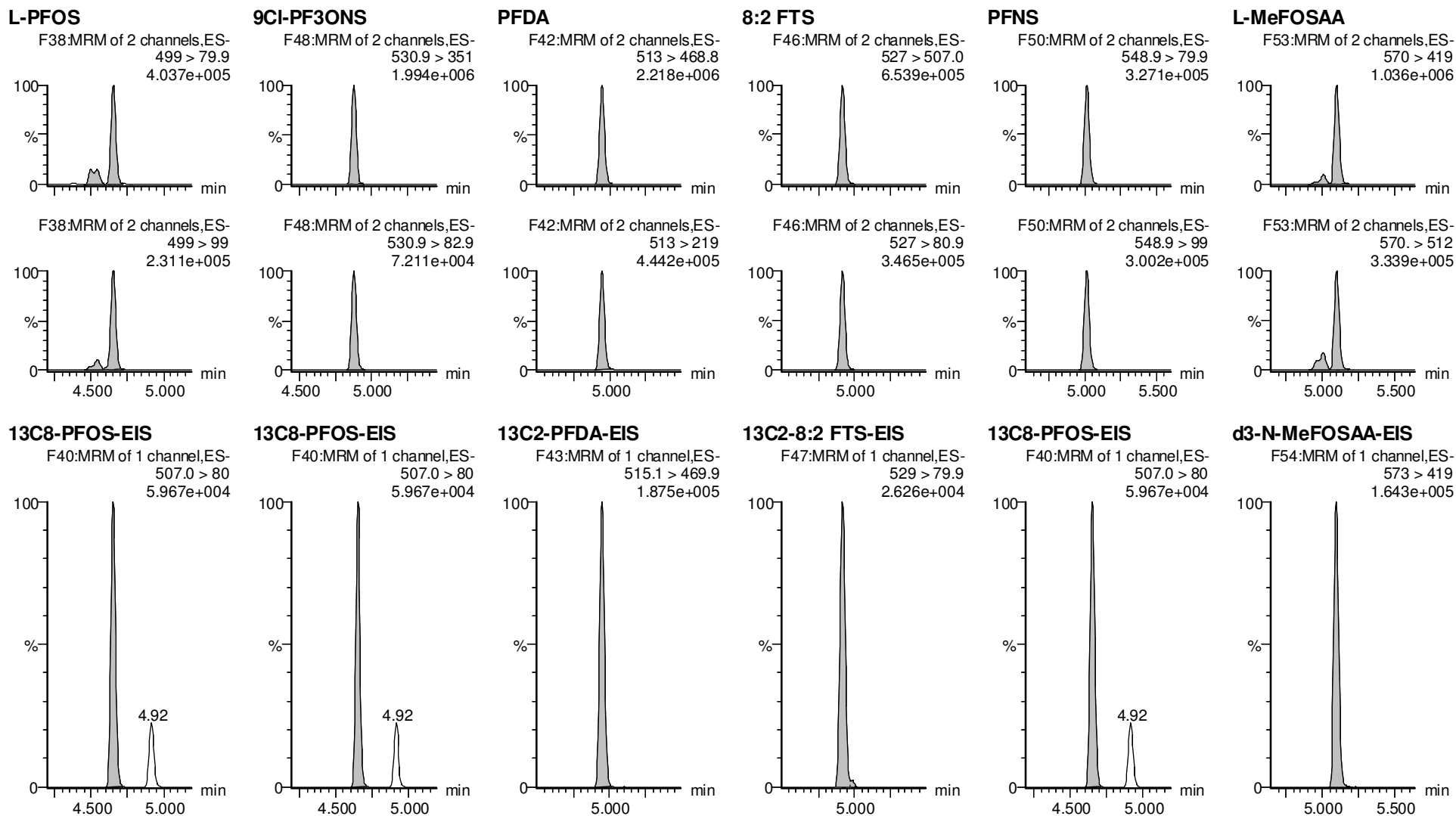
Dataset: F:\Projects\PFAS.PRO\Results\210515M2\210515M2-58.qld

Last Altered: Monday, May 17, 2021 10:09:10 Pacific Daylight Time

Printed: Monday, May 17, 2021 10:09:39 Pacific Daylight Time

VY 5/17/2021

Name: 210515M2_58, Date: 15-May-2021, Time: 23:46:11, ID: ST210515M2-12 PFC CS5 21D2808, Description: PFC CS5 21D2808



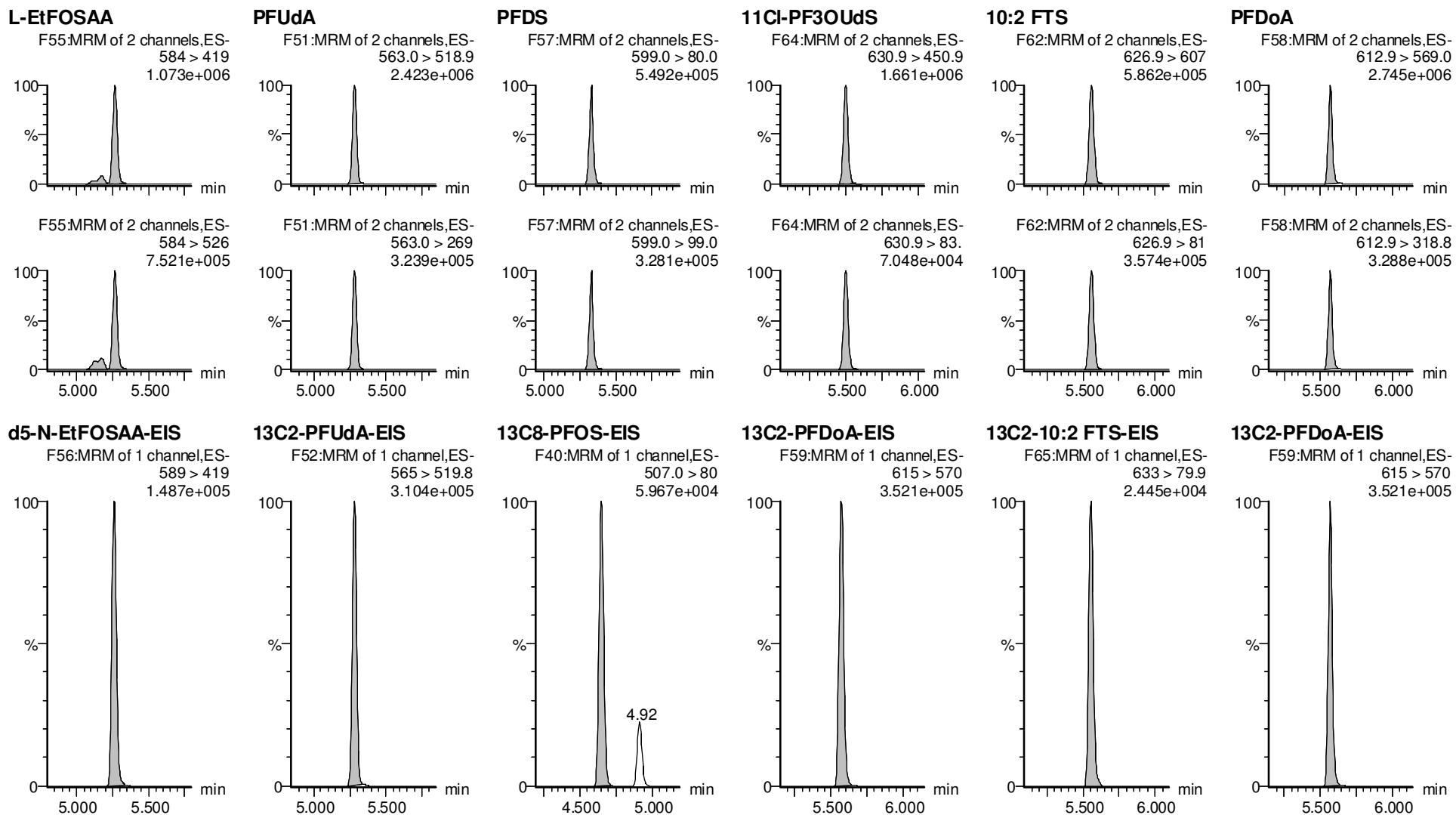
Dataset: F:\Projects\PFAS.PRO\Results\210515M2\210515M2-58.qld

Last Altered: Monday, May 17, 2021 10:09:10 Pacific Daylight Time

Printed: Monday, May 17, 2021 10:09:39 Pacific Daylight Time

VY 5/17/2021

Name: 210515M2_58, Date: 15-May-2021, Time: 23:46:11, ID: ST210515M2-12 PFC CS5 21D2808, Description: PFC CS5 21D2808



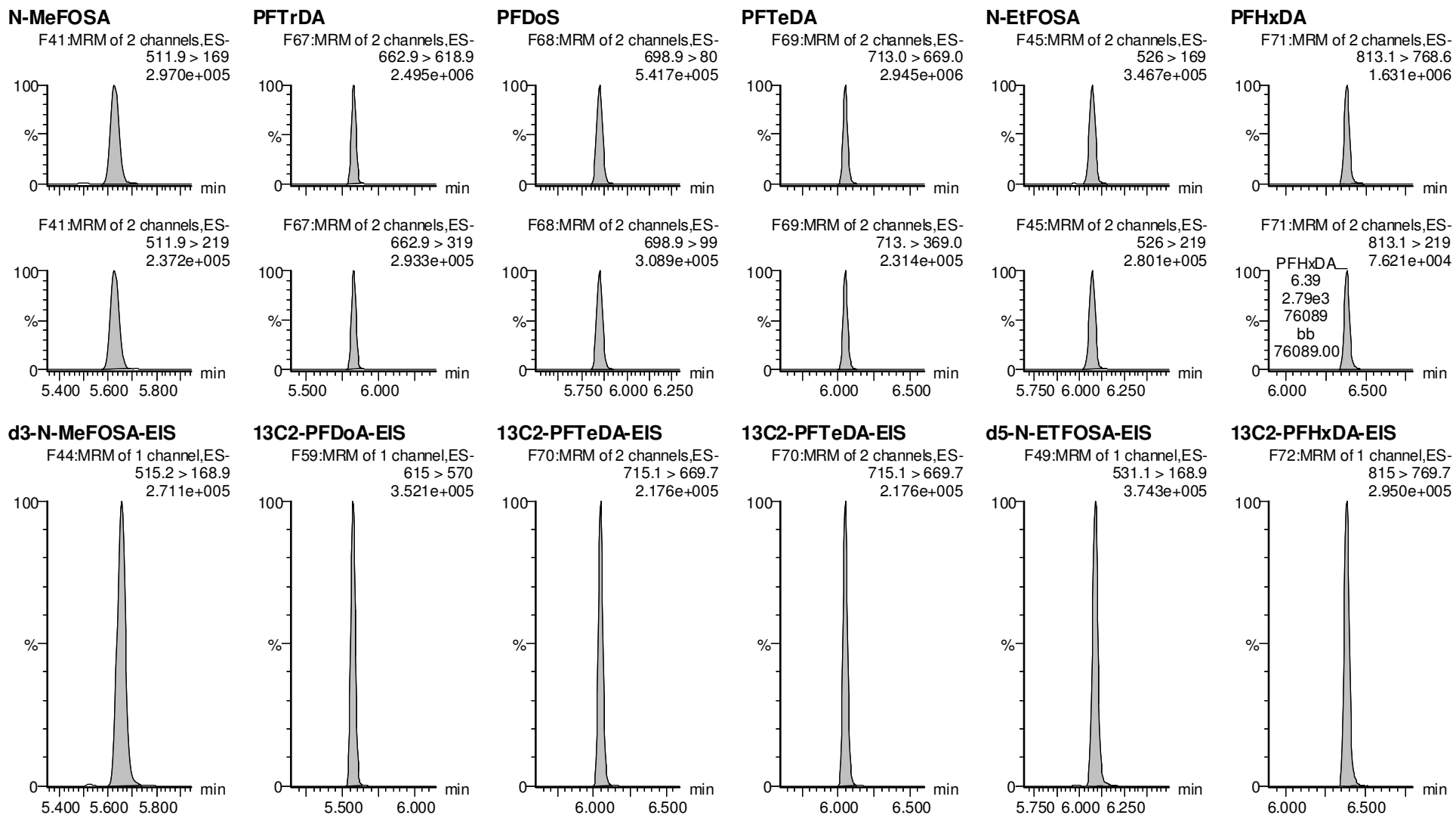
Dataset: F:\Projects\PFAS.PRO\Results\210515M2\210515M2-58.qld

Last Altered: Monday, May 17, 2021 10:09:10 Pacific Daylight Time

Printed: Monday, May 17, 2021 10:09:39 Pacific Daylight Time

VY 5/17/2021

Name: 210515M2_58, Date: 15-May-2021, Time: 23:46:11, ID: ST210515M2-12 PFC CS5 21D2808, Description: PFC CS5 21D2808



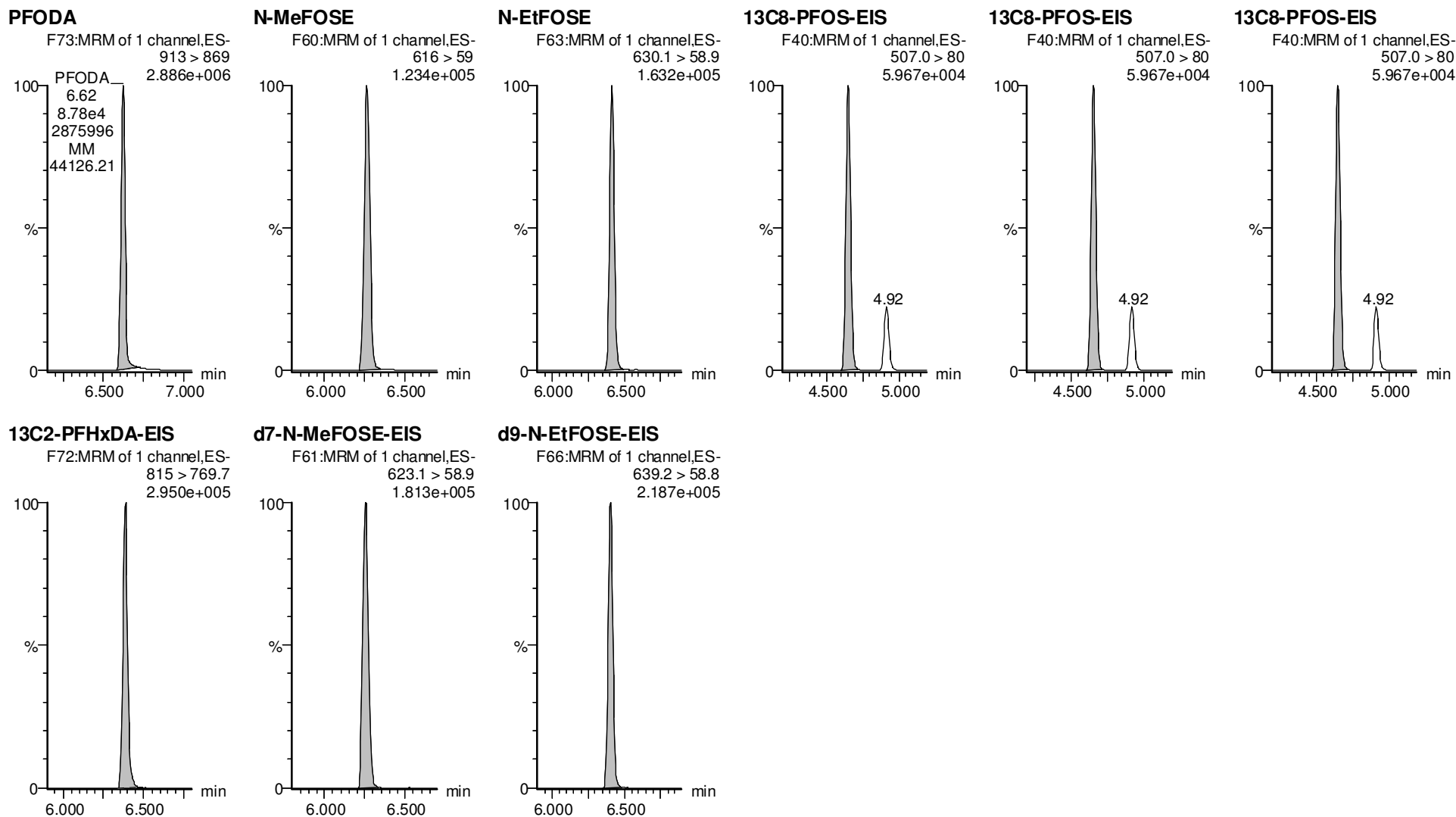
Dataset: F:\Projects\PFAS.PRO\Results\210515M2\210515M2-58.qld

Last Altered: Monday, May 17, 2021 10:09:10 Pacific Daylight Time

Printed: Monday, May 17, 2021 10:09:39 Pacific Daylight Time

VY 5/17/2021

Name: 210515M2_58, Date: 15-May-2021, Time: 23:46:11, ID: ST210515M2-12 PFC CS5 21D2808, Description: PFC CS5 21D2808



Dataset: M:\Projects\PFAS.PRO\Results\210515M2\210515M2-59.qld

Last Altered: Wednesday, July 07, 2021 15:48:40 Pacific Daylight Time

Printed: Wednesday, July 07, 2021 15:49:04 Pacific Daylight Time

Name: 210515M2_59, Date: 15-May-2021, Time: 23:56:36, ID: IB, Description: IB

#	Name	Trace	Area	IS Area	wt/vol	Pred.RT	RT	Response	Std. Conc	Conc.	%Rec	Ion Ratio	Ratio Out?
1	5 PFPeA	263.1 > 218.9		3.876e3	1.00	2.19							
2	1 PFBA	213.0 > 169.0		2.236e3	1.00	1.26							
3	7 PFBS	299.0 > 79.7		1.044e3	1.00	2.47							YES
4	10 4:2 FTS	327.0 > 306.9		1.112e3	1.00	2.91							YES
5	11 PFHxA	313.0 > 269.0		6.435e3	1.00	3.00							YES
6	12 PFPeS	349.0 > 80.0		1.044e3	1.00	3.19							YES
7	51 13C3-PFBA-EIS	216.1 > 171.8	2.236e3		1.00	1.27	1.26	2235.951	12.5	9.468	75.7		
8	52 13C3-PFPeA-EIS	266.0 > 221.8	3.876e3		1.00	2.19	2.19	3876.284	12.5	12.826	102.6		
9	53 13C3-PFBS-EIS	302.0 > 98.9	1.044e3		1.00	2.48	2.47	1044.033	12.5	12.106	96.8		
10	55 13C2-4:2 FTS-EIS	329 > 79.9	1.112e3		1.00	2.92	2.91	1111.937	12.5	13.994	112.0		
11	56 13C2-PFHxA-EIS	315.0 > 270.0	6.435e3		1.00	3.01	3.00	6434.628	12.5	13.369	107.0		
12	53 13C3-PFBS-EIS	302.0 > 98.9	1.044e3		1.00	2.48	2.47	1044.033	12.5	12.106	96.8		
13	-1												
14	13 HFPO-DA	284.9 > 168.9		2.468e2	1.00	3.20							YES
15	15 PFHpA	363.0 > 318.9		3.550e3	1.00	3.60							YES
16	17 L-PFHxS	399 > 80.0		2.024e3	1.00	3.75							YES
17	18 Br-PFHxS	399 > 80.0		2.024e3	1.00	3.60							YES
18	77 Total PFHxS	399 > 80	0.000e0		1.00	3.75		0.000					
19	16 ADONA	376.8 > 250.9		3.550e3	1.00	3.69							YES
20	54 13C3-HFPO-DA-EIS	287.0 > 169	2.468e2		1.00	3.21	3.20	246.831	12.5	12.734	101.9		
21	57 13C4-PFHpA-EIS	367.2 > 321.8	3.550e3		1.00	3.61	3.60	3550.270	12.5	12.546	100.4		
22	58 13C3-PFHxS-EIS	401.8 > 79.9	2.024e3		1.00	3.76	3.75	2023.686	12.5	12.524	100.2		
23	58 13C3-PFHxS-EIS	401.8 > 79.9	2.024e3		1.00	3.76	3.75	2023.686	12.5	12.524	100.2		
24	58 13C3-PFHxS-EIS	401.8 > 79.9	2.024e3		1.00	3.76	3.75	2023.686	12.5	12.524	100.2		
25	57 13C4-PFHpA-EIS	367.2 > 321.8	3.550e3		1.00	3.61	3.60	3550.270	12.5	12.546	100.4		
26	-1												
27	19 6:2 FTS	427 > 407.0		1.154e3	1.00	4.07							YES
28	23 PFHpS	448.9 > 80.0		2.399e3	1.00	4.24							YES
29	20 L-PFOA	412.8 > 368.9		7.061e3	1.00	4.13							YES
30	21 Br-PFOA	412.8 > 368.9		7.061e3	1.00	3.96							YES
31	78 Total PFOA	412.8 > 368.9	0.000e0		1.00	4.11		0.000					
32	25 PFNA	463.0 > 418.8		7.651e3	1.00	4.57							YES
33	59 13C2-6:2 FTS-EIS	429.0 > 79.9	1.154e3		1.00	4.07	4.07	1154.428	12.5	12.737	101.9		
34	63 13C8-PFOS-EIS	507.0 > 80	2.399e3		1.00	4.66	4.66	2399.139	12.5	12.571	100.6		
35	62 13C2-PFOA-EIS	414.9 > 369.7	7.061e3		1.00	4.13	4.13	7060.745	12.5	11.769	94.2		
36	62 13C2-PFOA-EIS	414.9 > 369.7	7.061e3		1.00	4.13	4.13	7060.745	12.5	11.769	94.2		

Dataset: M:\Projects\PFAS.PRO\Results\210515M2\210515M2-59.qld

Last Altered: Wednesday, July 07, 2021 15:48:40 Pacific Daylight Time

Printed: Wednesday, July 07, 2021 15:49:04 Pacific Daylight Time

Name: 210515M2_59, Date: 15-May-2021, Time: 23:56:36, ID: IB, Description: IB

#	Name	Trace	Area	IS Area	wt/vol	Pred.RT	RT	Response	Std. Conc	Conc.	%Rec	Ion Ratio	Ratio Out?
37	62 13C2-PFOA-EIS	414.9 > 369.7	7.061e3		1.00	4.13	4.13	7060.745	12.5	11.769	94.2		
38	60 13C5-PFNA-EIS	468.2 > 422.9	7.651e3		1.00	4.58	4.57	7651.139	12.5	13.672	109.4		
39	-1												
40	27 L-PFOS	499 > 79.9		2.399e3	1.00	4.66							YES
41	28 Br-PFOS	499 > 79.9		2.399e3	1.00	4.47							YES
42	79 Total PFOS	499 > 79.9	0.000e0		1.00	4.69		0.000					
43	30 PFDA	513 > 468.8		7.603e3	1.00	4.95							YES
44	26 PFOSA	498.0 > 78.0		3.616e3	1.00	4.62							YES
45	29 9CI-PF3ONS	530.9>351		2.399e3	1.00	4.87							YES
46	63 13C8-PFOS-EIS	507.0 > 80	2.399e3		1.00	4.66	4.66	2399.139	12.5	12.571	100.6		
47	63 13C8-PFOS-EIS	507.0 > 80	2.399e3		1.00	4.66	4.66	2399.139	12.5	12.571	100.6		
48	63 13C8-PFOS-EIS	507.0 > 80	2.399e3		1.00	4.66	4.66	2399.139	12.5	12.571	100.6		
49	64 13C2-PFDA-EIS	515.1 > 469.9	7.603e3		1.00	4.96	4.95	7603.349	12.5	12.805	102.4		
50	61 13C8-PFOSA-EIS	506. > 78	3.616e3		1.00	4.63	4.62	3616.247	12.5	12.668	101.3		
51	63 13C8-PFOS-EIS	507.0 > 80	2.399e3		1.00	4.66	4.66	2399.139	12.5	12.571	100.6		
52	-1												
53	31 8:2 FTS	527 > 507.0		1.394e3	1.00	4.92							YES
54	32 PFNS	548.9 > 79.9		2.399e3	1.00	5.01							YES
55	37 PFUdA	563.0 > 518.9		1.169e4	1.00	5.28							YES
56	33 L-MeFOSAA	570 > 419		7.055e3	1.00	5.10							YES
57	34 Br-MeFOSAA	570. > 419		7.055e3	1.00	4.90							YES
58	80 Total N-MeFOSAA	570. > 419	0.000e0		1.00	5.11		0.000					
59	65 13C2-8:2 FTS-EIS	529 > 79.9	1.394e3		1.00	4.93	4.92	1394.451	12.5	12.139	97.1		
60	63 13C8-PFOS-EIS	507.0 > 80	2.399e3		1.00	4.66	4.66	2399.139	12.5	12.571	100.6		
61	67 13C2-PFUdA-EIS	565 > 519.8	1.169e4		1.00	5.29	5.28	11691.731	12.5	12.347	98.8		
62	66 d3-N-MeFOSAA-EIS	573 > 419	7.055e3		1.00	5.11	5.10	7054.849	12.5	12.704	101.6		
63	66 d3-N-MeFOSAA-EIS	573 > 419	7.055e3		1.00	5.11	5.10	7054.849	12.5	12.704	101.6		
64	66 d3-N-MeFOSAA-EIS	573 > 419	7.055e3		1.00	5.11	5.10	7054.849	12.5	12.704	101.6		
65	-1												
66	35 L-EtFOSAA	584 > 419		5.933e3	1.00	5.26							YES
67	36 Br-ETFOSAA	584 > 419		5.933e3	1.00	5.05							YES
68	81 Total N-EtFOSAA	584 > 419	0.000e0		1.00	5.27		0.000					
69	39 11CI-PF3OUdS	630.9 > 450.9		1.334e4	1.00	5.50							YES
70	38 PFDS	599.0 > 80.0		2.399e3	1.00	5.32							YES
71	41 PFDoA	612.9 > 569.0		1.334e4	1.00	5.57							YES
72	68 d5-N-EtFOSAA-EIS	589 > 419	5.933e3		1.00	5.27	5.26	5933.236	12.5	12.630	101.0		

Dataset: M:\Projects\PFAS.PRO\Results\210515M2\210515M2-59.qld

Last Altered: Wednesday, July 07, 2021 15:48:40 Pacific Daylight Time

Printed: Wednesday, July 07, 2021 15:49:04 Pacific Daylight Time

Name: 210515M2_59, Date: 15-May-2021, Time: 23:56:36, ID: IB, Description: IB

	# Name	Trace	Area	IS Area	wt/vol	Pred.RT	RT	Response	Std. Conc	Conc.	%Rec	Ion Ratio	Ratio Out?
73	68 d5-N-EtFOSAA-EIS	589 > 419	5.933e3		1.00	5.27	5.26	5933.236	12.5	12.630	101.0		
74	68 d5-N-EtFOSAA-EIS	589 > 419	5.933e3		1.00	5.27	5.26	5933.236	12.5	12.630	101.0		
75	69 13C2-PFDoA-EIS	615 > 570	1.334e4		1.00	5.58	5.57	13343.217	12.5	12.226	97.8		
76	63 13C8-PFOS-EIS	507.0 > 80	2.399e3		1.00	4.66	4.66	2399.139	12.5	12.571	100.6		
77	69 13C2-PFDoA-EIS	615 > 570	1.334e4		1.00	5.58	5.57	13343.217	12.5	12.226	97.8		
78	-1												
79	42 N-MeFOSA	511.9 > 169		1.091e4	1.00	5.64							YES
80	43 PFTrDA	662.9 > 618.9		1.334e4	1.00	5.83							YES
81	44 PFDoS	698.9 > 80		8.824e3	1.00	5.86							YES
82	45 PFTeDA	713.0 > 669.0		8.824e3	1.00	6.05							YES
83	46 N-EtFOSA	526 > 169		1.439e4	1.00	6.06							YES
84	49 N-MeFOSE	616 > 59		6.933e3	1.00	6.25							
85	71 d3-N-MeFOSA-EIS	515.2 > 168.9	1.091e4		1.00	5.66	5.66	10913.784	149.2	146.656	98.3		
86	69 13C2-PFDoA-EIS	615 > 570	1.334e4		1.00	5.58	5.57	13343.217	12.5	12.226	97.8		
87	72 13C2-PFTeDA-EIS	715.1 > 669.7	8.824e3		1.00	6.06	6.05	8824.352	12.5	12.465	99.7		
88	72 13C2-PFTeDA-EIS	715.1 > 669.7	8.824e3		1.00	6.06	6.05	8824.352	12.5	12.465	99.7		
89	73 d5-N-ETFOSA-EIS	531.1 > 168.9	1.439e4		1.00	6.09	6.08	14393.688	149.2	147.585	98.9		
90	75 d7-N-MeFOSE-EIS	623.1 > 58.9	6.933e3		1.00	6.26	6.25	6933.137	149.2	143.471	96.2		
91	-1												
92	50 N-EtFOSE	630.1 > 58.9		7.719e3	1.00	6.40							
93	82 TDCA	498.3>106.9			1.00	4.91							YES
94	82 TDCA	498.3>106.9			1.00	4.91							YES
95	82 TDCA	498.3>106.9			1.00	4.91							YES
96	82 TDCA	498.3>106.9			1.00	4.91							YES
97	63 13C8-PFOS-EIS	507.0 > 80	2.399e3		1.00	4.66	4.66	2399.139	12.5	12.571	100.6		
98	76 d9-N-EtFOSE-EIS	639.2 > 58.8	7.719e3		1.00	6.41	6.40	7718.919	149.2	138.691	93.0		
99	63 13C8-PFOS-EIS	507.0 > 80	2.399e3		1.00	4.66	4.66	2399.139	12.5	12.571	100.6		
100	63 13C8-PFOS-EIS	507.0 > 80	2.399e3		1.00	4.66	4.66	2399.139	12.5	12.571	100.6		
101	63 13C8-PFOS-EIS	507.0 > 80	2.399e3		1.00	4.66	4.66	2399.139	12.5	12.571	100.6		
102	63 13C8-PFOS-EIS	507.0 > 80	2.399e3		1.00	4.66	4.66	2399.139	12.5	12.571	100.6		

Dataset: M:\Projects\PFAS.PRO\Results\210515M2\210515M2-59.qld

Last Altered: Wednesday, July 07, 2021 15:48:40 Pacific Daylight Time

Printed: Wednesday, July 07, 2021 15:49:04 Pacific Daylight Time

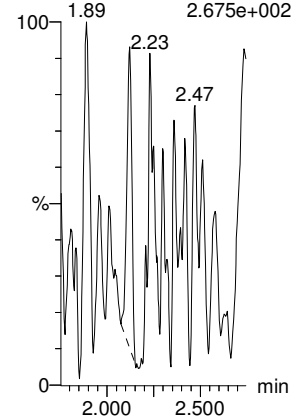
Method: M:\Projects\PFAS.pro\MethDB\PFAS_FULL_80C_051521.mdb 17 May 2021 08:41:05

Calibration: M:\Projects\PFAS.pro\CurveDB\C18_VAL-PFAS_Q4_05-15-21.cdb 17 May 2021 09:24:52

Name: 210515M2_59, Date: 15-May-2021, Time: 23:56:36, ID: IB, Description: IB

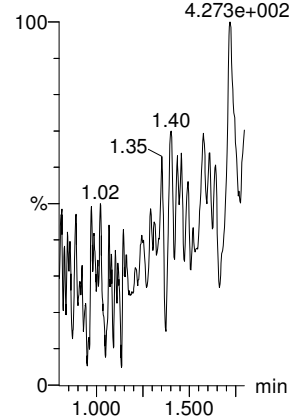
PFPeA

IB IB F8:MRM of 1 channel,ES-
263.1 > 218.9
2.675e+002




PFBA

IB IB F3:MRM of 1 channel,ES-
213.0 > 169.0
4.273e+002

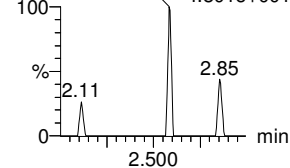


PFBS

F13:MRM of 2 channels,ES-
299.0 > 79.7
1.000e-003

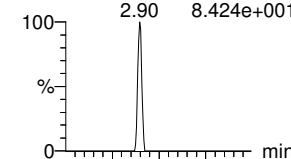


F13:MRM of 2 channels,ES-
299.0 > 99.0
4.801e+001

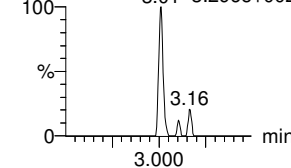


4:2 FTS

F18:MRM of 2 channels,ES-
327.0 > 306.9
8.424e+001

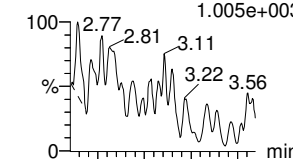


F18:MRM of 2 channels,ES-
327.0 > 80.9
3.296e+002

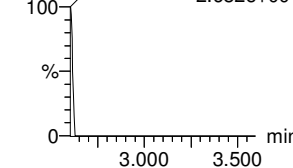


PFHxA

F15:MRM of 2 channels,ES-
313.0 > 269.0
1.005e+003

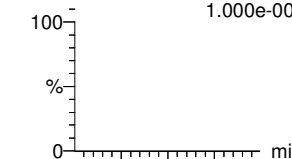


F15:MRM of 2 channels,ES-
313 > 118.9
2.682e+001

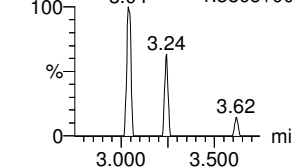


PFPeS

F21:MRM of 2 channels,ES-
349.0 > 80.0
1.000e-003

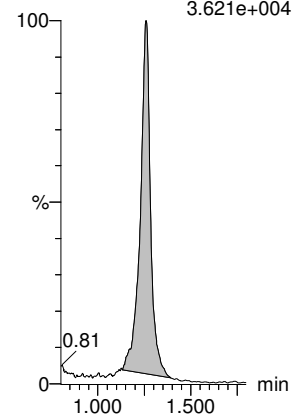


F21:MRM of 2 channels,ES-
349.0 > 99.0
1.580e+002



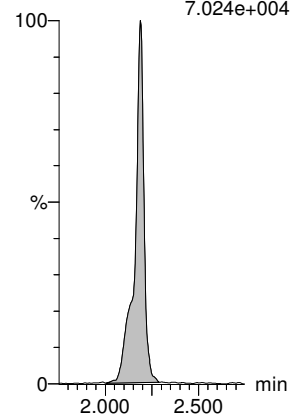
13C3-PFBA-EIS

IB IB F4:MRM of 1 channel,ES-
216.1 > 171.8
3.621e+004



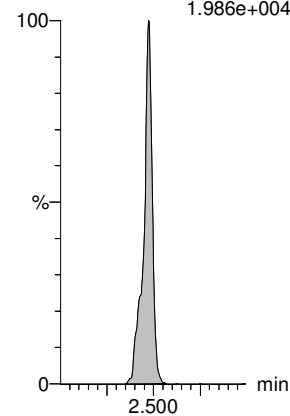
13C3-PFPeA-EIS

IB IB F9:MRM of 1 channel,ES-
266.0 > 221.8
7.024e+004



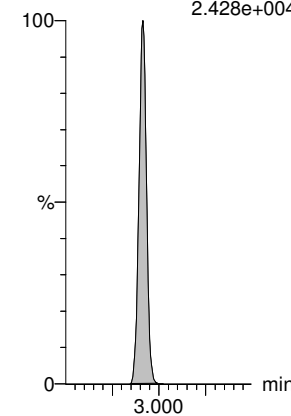
13C3-PFBS-EIS

F14:MRM of 1 channel,ES-
302.0 > 98.9
1.986e+004



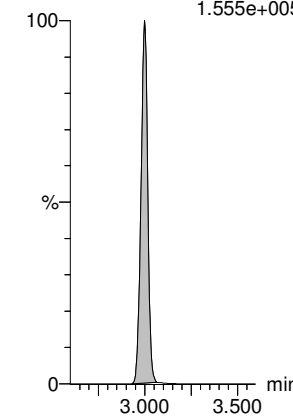
13C2-4:2 FTS-EIS

F19:MRM of 1 channel,ES-
329 > 79.9
2.428e+004



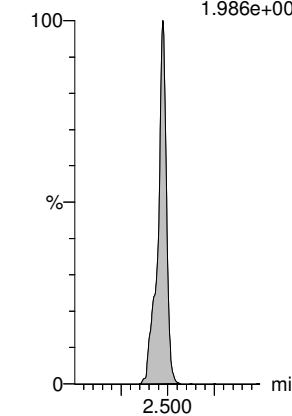
13C2-PFHxA-EIS

F17:MRM of 1 channel,ES-
315.0 > 270.0
1.555e+005



13C3-PFBS-EIS

F14:MRM of 1 channel,ES-
302.0 > 98.9
1.986e+004

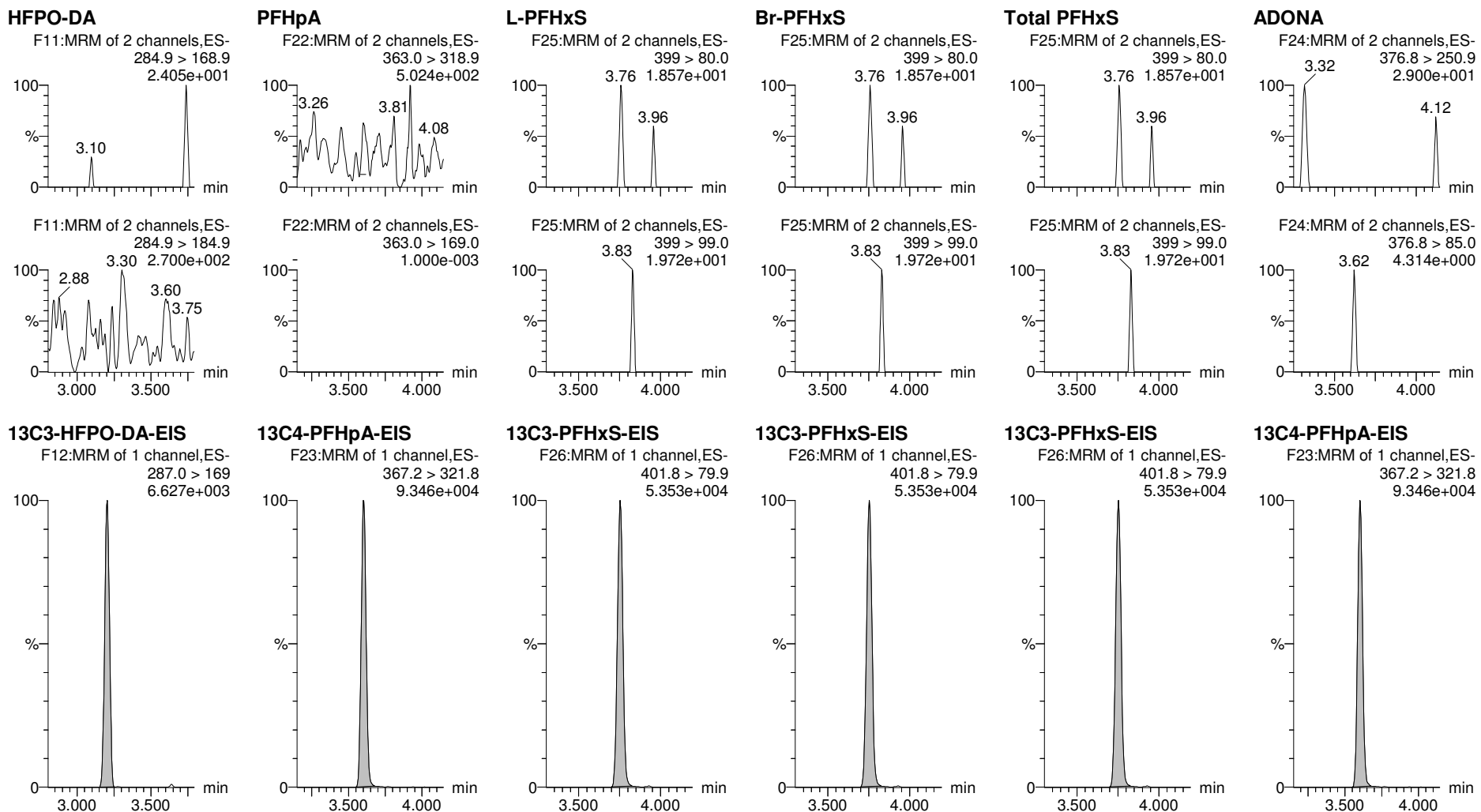


Dataset: M:\Projects\PFAS.PRO\Results\210515M2\210515M2-59.qld

Last Altered: Wednesday, July 07, 2021 15:48:40 Pacific Daylight Time

Printed: Wednesday, July 07, 2021 15:49:04 Pacific Daylight Time

Name: 210515M2_59, Date: 15-May-2021, Time: 23:56:36, ID: IB, Description: IB

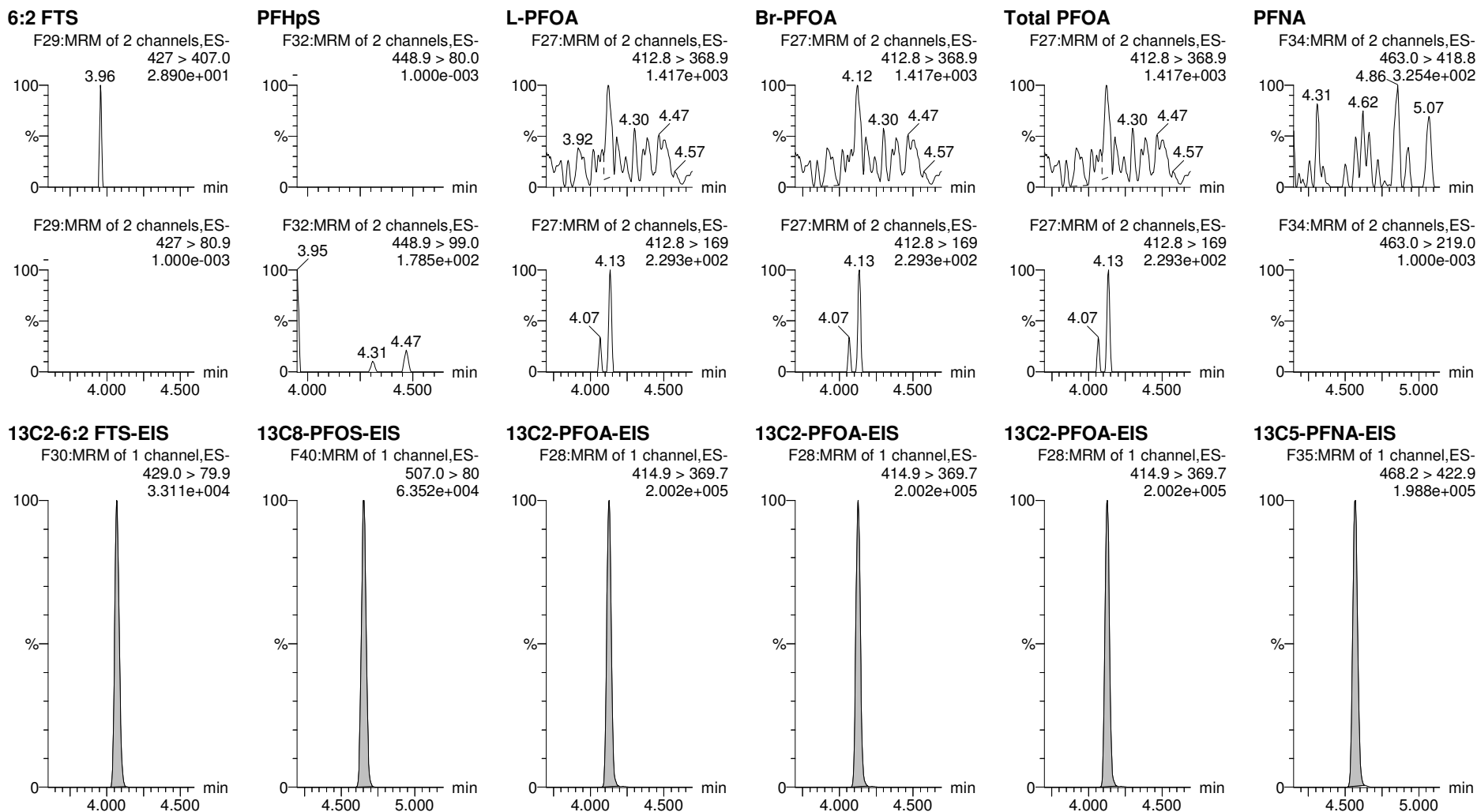


Dataset: M:\Projects\PFAS.PRO\Results\210515M2\210515M2-59.qld

Last Altered: Wednesday, July 07, 2021 15:48:40 Pacific Daylight Time

Printed: Wednesday, July 07, 2021 15:49:04 Pacific Daylight Time

Name: 210515M2_59, Date: 15-May-2021, Time: 23:56:36, ID: IB, Description: IB



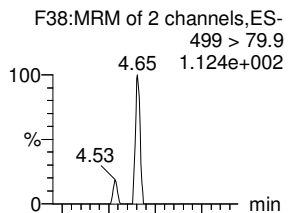
Dataset: M:\Projects\PFAS.PRO\Results\210515M2\210515M2-59.qld

Last Altered: Wednesday, July 07, 2021 15:48:40 Pacific Daylight Time

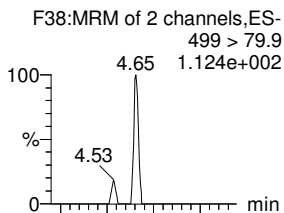
Printed: Wednesday, July 07, 2021 15:49:04 Pacific Daylight Time

Name: 210515M2_59, Date: 15-May-2021, Time: 23:56:36, ID: IB, Description: IB

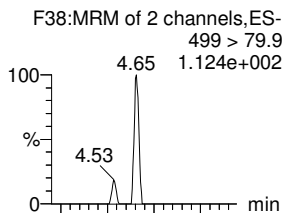
L-PFOS



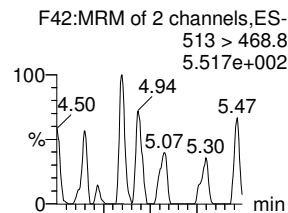
Br-PFOS



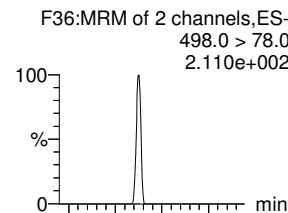
Total PFOS



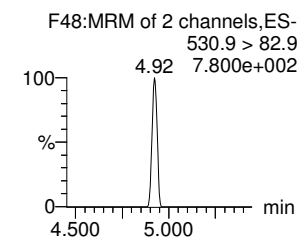
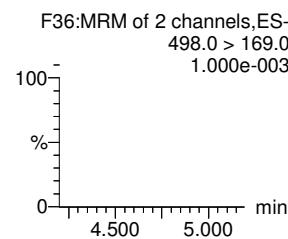
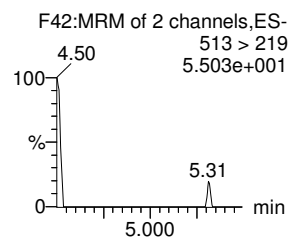
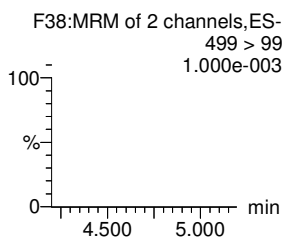
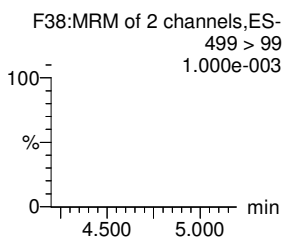
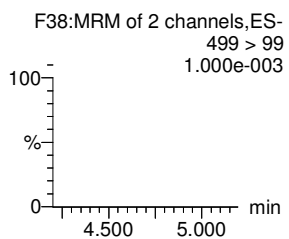
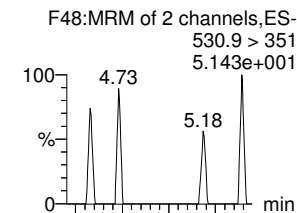
PFDA



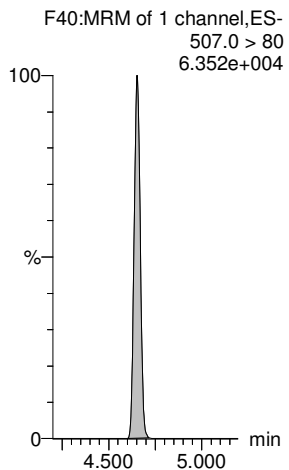
PFOSA



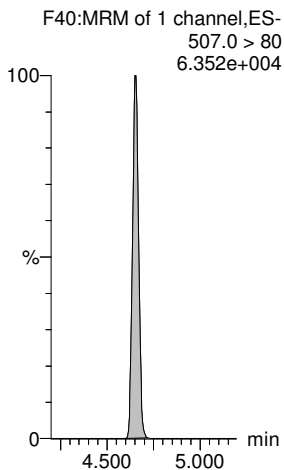
9CI-PF3ONS



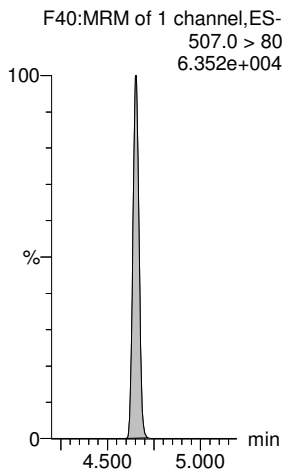
13C8-PFOS-EIS



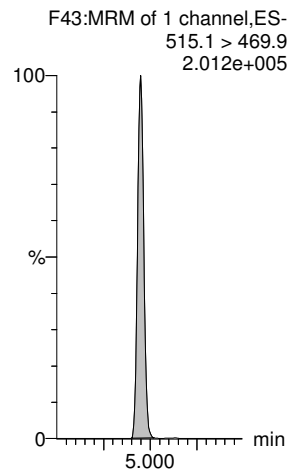
13C8-PFOS-EIS



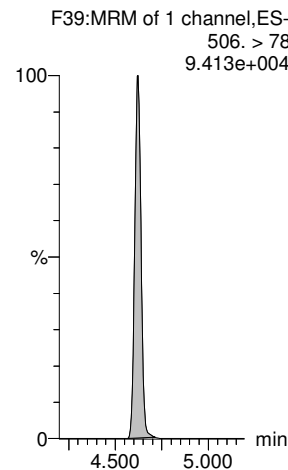
13C8-PFOS-EIS



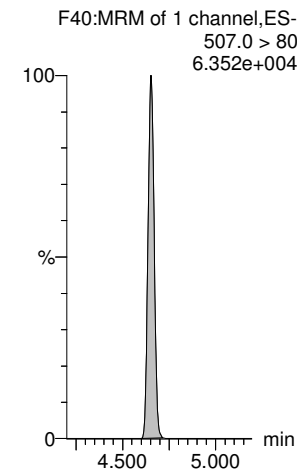
13C2-PFDA-EIS



13C8-PFOSA-EIS



13C8-PFOS-EIS

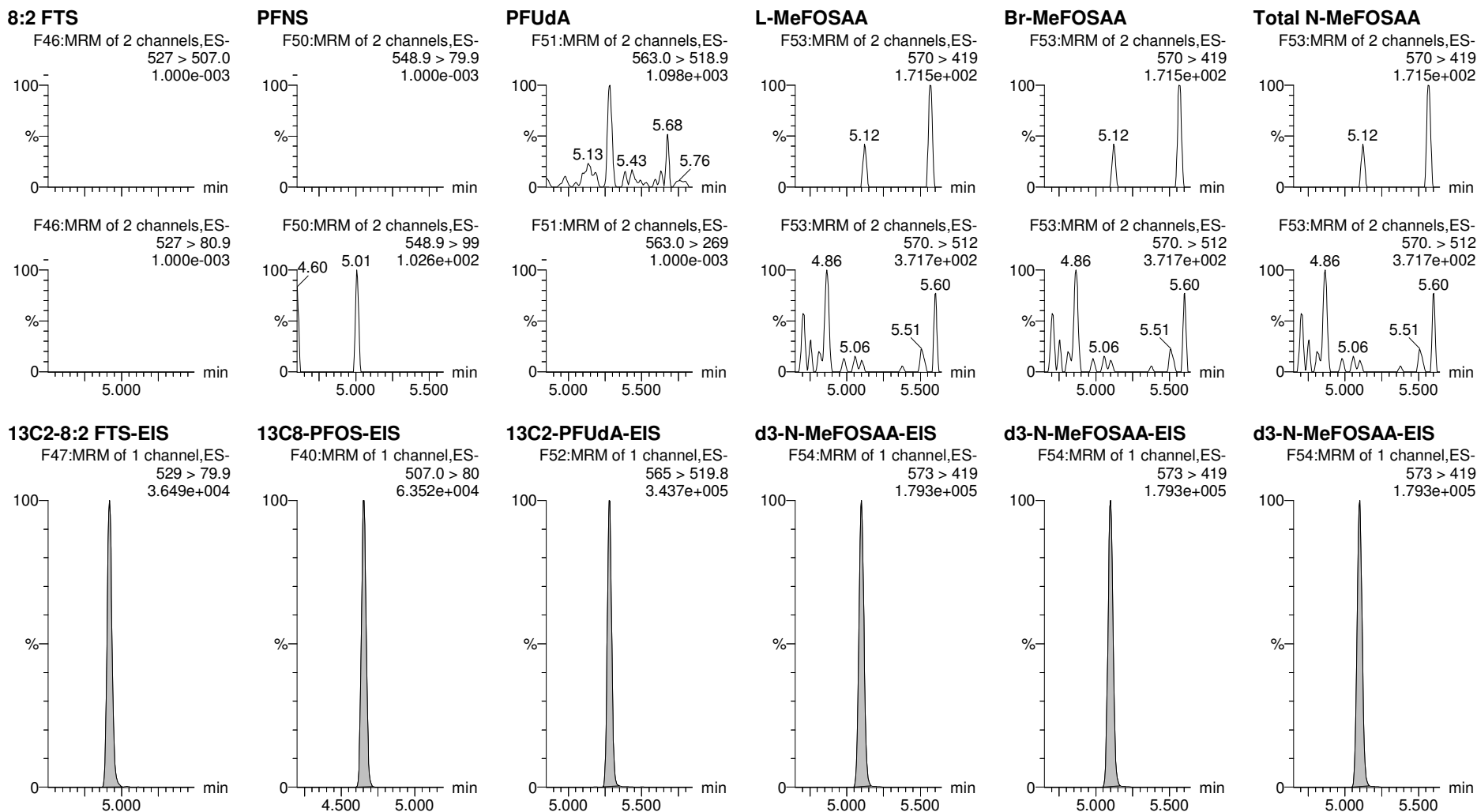


Dataset: M:\Projects\PFAS.PRO\Results\210515M2\210515M2-59.qld

Last Altered: Wednesday, July 07, 2021 15:48:40 Pacific Daylight Time

Printed: Wednesday, July 07, 2021 15:49:04 Pacific Daylight Time

Name: 210515M2_59, Date: 15-May-2021, Time: 23:56:36, ID: IB, Description: IB



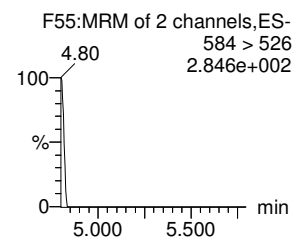
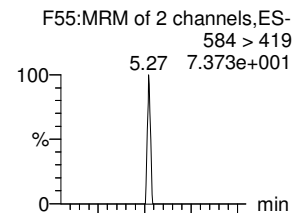
Dataset: M:\Projects\PFAS.PRO\Results\210515M2\210515M2-59.qld

Last Altered: Wednesday, July 07, 2021 15:48:40 Pacific Daylight Time

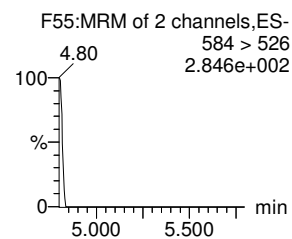
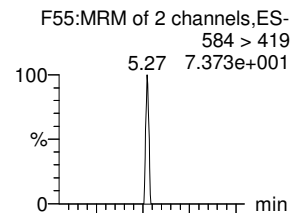
Printed: Wednesday, July 07, 2021 15:49:04 Pacific Daylight Time

Name: 210515M2_59, Date: 15-May-2021, Time: 23:56:36, ID: IB, Description: IB

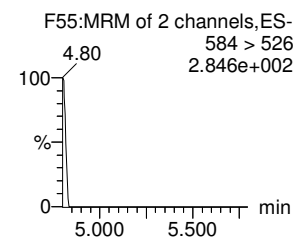
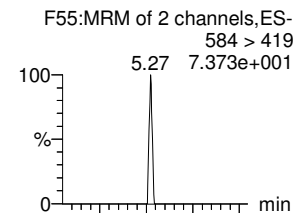
L-EtFOSAA



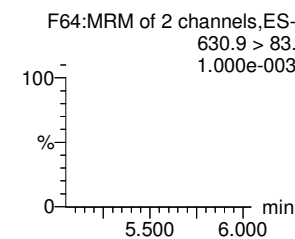
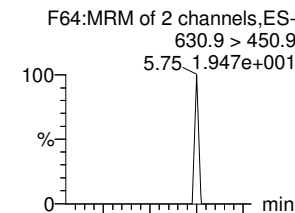
Br-ETFOSAA



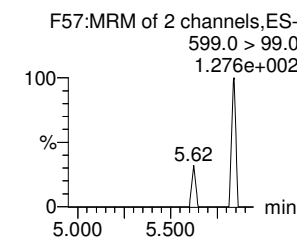
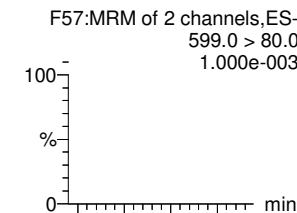
Total N-EtFOSAA



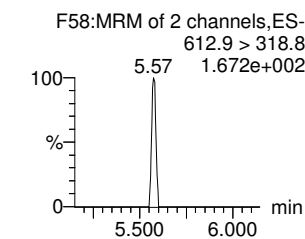
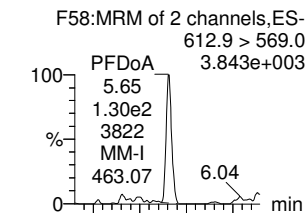
11Cl-PF3OUdS



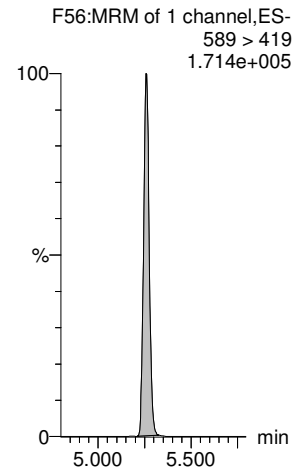
PFDS



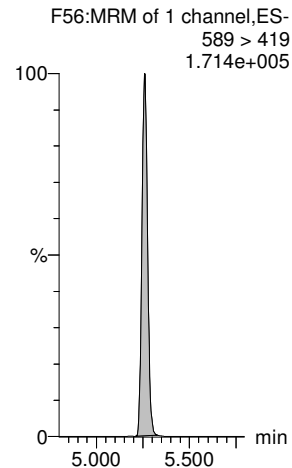
PFD0A



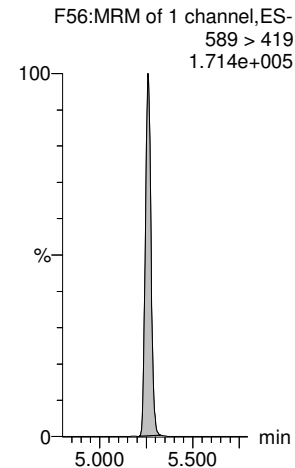
d5-N-EtFOSAA-EIS



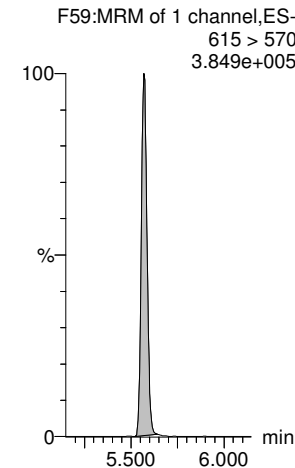
d5-N-EtFOSAA-EIS



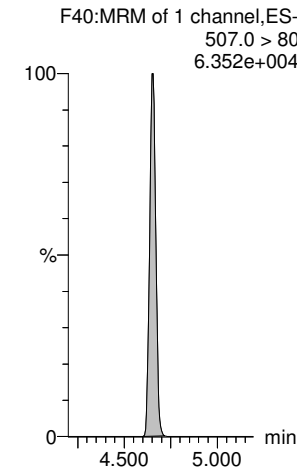
d5-N-EtFOSAA-EIS



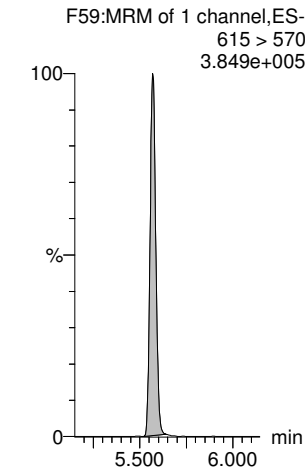
13C2-PFD0A-EIS



13C8-PFOS-EIS



13C2-PFD0A-EIS



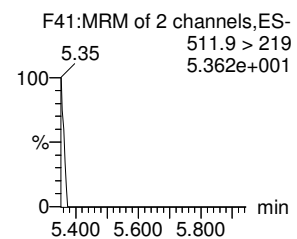
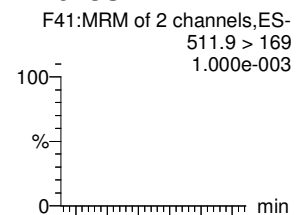
Dataset: M:\Projects\PFAS.PRO\Results\210515M2\210515M2-59.qld

Last Altered: Wednesday, July 07, 2021 15:48:40 Pacific Daylight Time

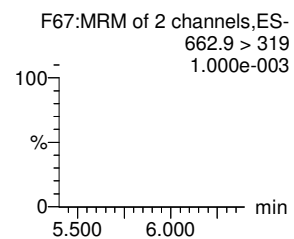
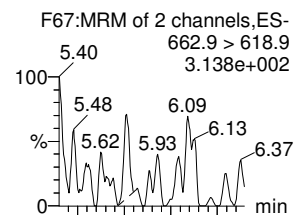
Printed: Wednesday, July 07, 2021 15:49:04 Pacific Daylight Time

Name: 210515M2_59, Date: 15-May-2021, Time: 23:56:36, ID: IB, Description: IB

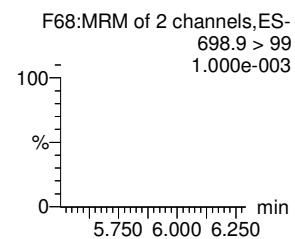
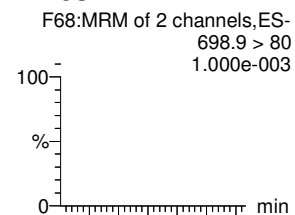
N-MeFOSA



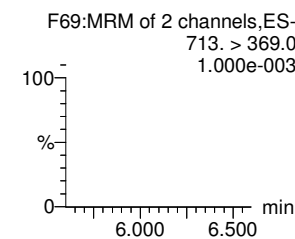
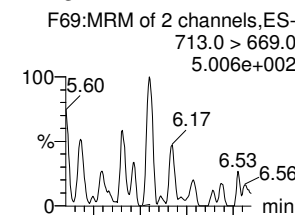
PFTrDA



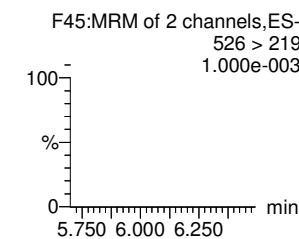
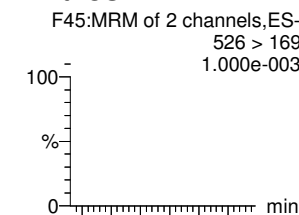
PFDoS



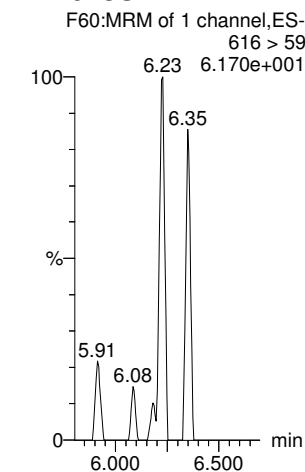
PFTeDA



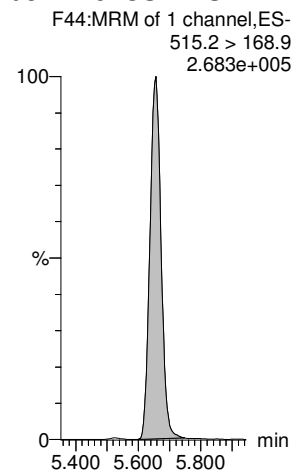
N-EtFOSA



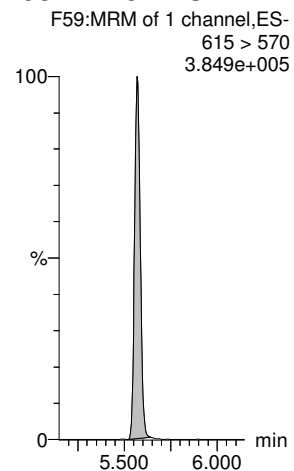
N-MeFOSE



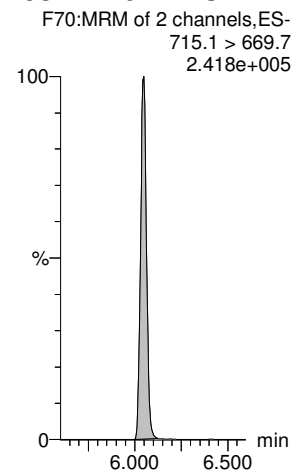
d3-N-MeFOSA-EIS



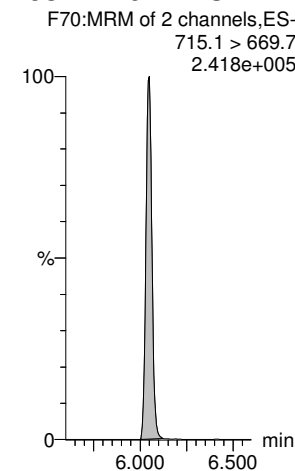
13C2-PFDoS-EIS



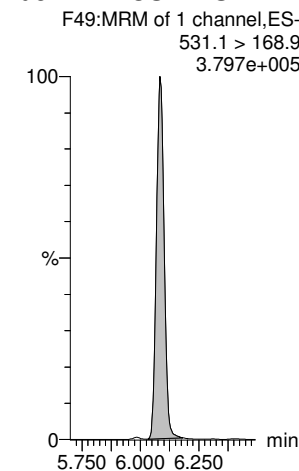
13C2-PFTeDA-EIS



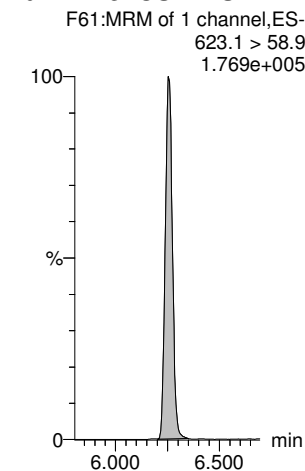
13C2-PFTeDA-EIS



d5-N-ETFOSA-EIS



d7-N-MeFOSE-EIS



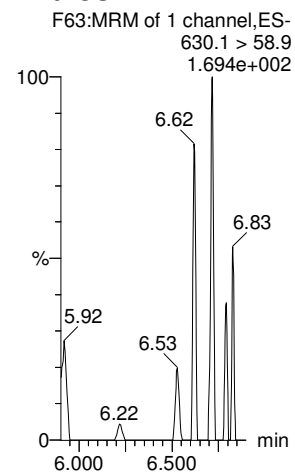
Dataset: M:\Projects\PFAS.PRO\Results\210515M2\210515M2-59.qld

Last Altered: Wednesday, July 07, 2021 15:48:40 Pacific Daylight Time

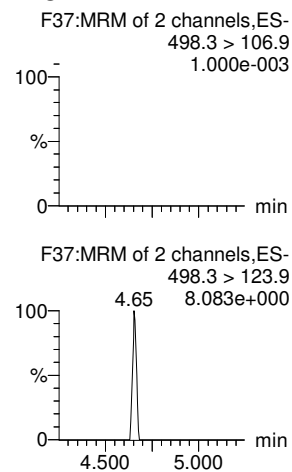
Printed: Wednesday, July 07, 2021 15:49:04 Pacific Daylight Time

Name: 210515M2_59, Date: 15-May-2021, Time: 23:56:36, ID: IB, Description: IB

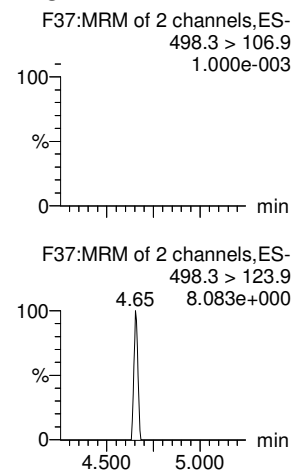
N-EtFOSE



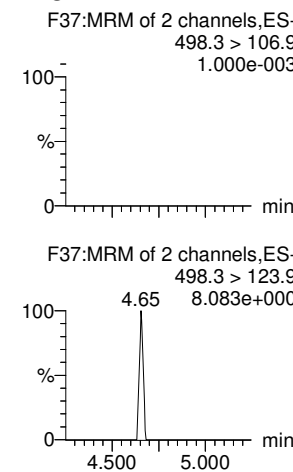
TDCA



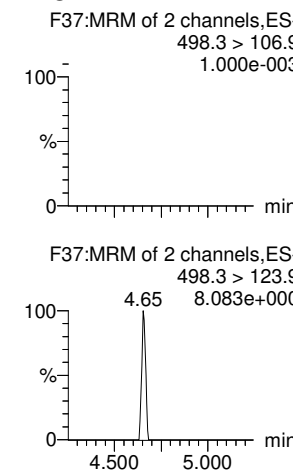
TDCA



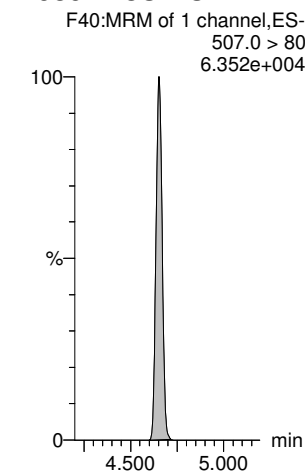
TDCA



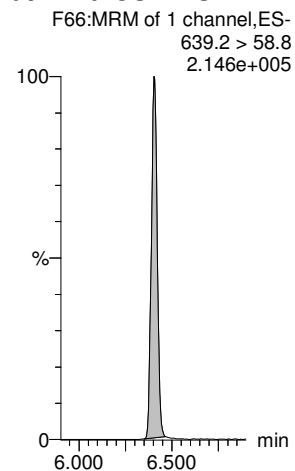
TDCA



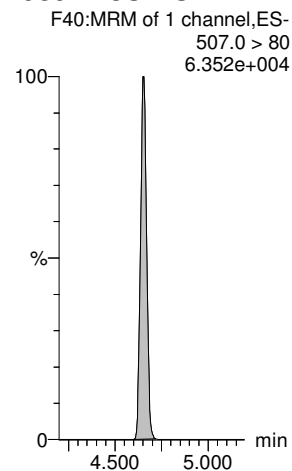
13C8-PFOS-EIS



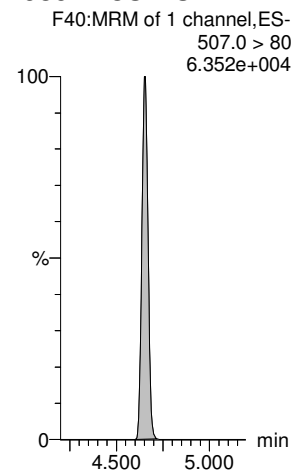
d9-N-EtFOSE-EIS



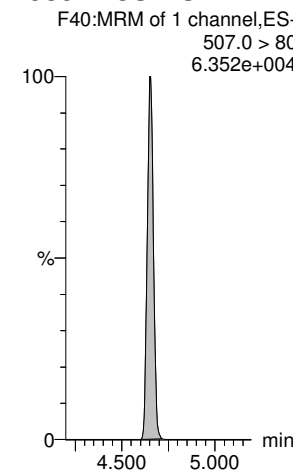
13C8-PFOS-EIS



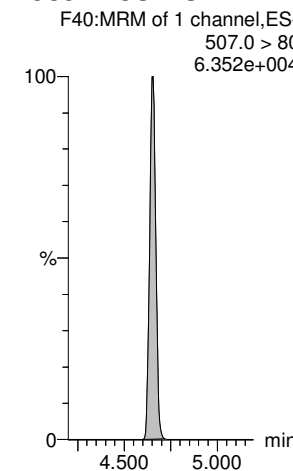
13C8-PFOS-EIS



13C8-PFOS-EIS



13C8-PFOS-EIS



Vista Analytical Laboratory

Dataset: F:\Projects\PFAS.PRO\Results\210515M2\210515M2-79.qld

Last Altered: Monday, May 17, 2021 10:19:45 Pacific Daylight Time

Printed: Monday, May 17, 2021 10:20:02 Pacific Daylight Time

VY 5/17/2021

Name: 210515M2_79, Date: 16-May-2021, Time: 03:24:18, ID: ST210515M2-13 PFC CS3 21D2806, Description: PFC CS3 21D2806

#	Name	Trace	Area	IS Area	wt/vol	RT	RRF Mean	Response	Std. Conc	Conc.	%Rec	Recovery	Ion Ratio	Ratio Out?
1	1 PFBA	213.0 > 169.0	2.894e3	2.740e3	1.00	1.26		13.204	10.000	9.96	99.6	NO		
2	3 PFMPA	229 > 85	2.135e3	6.352e3	1.00	1.61		4.201	10.000	9.91	99.1	NO		
3	2 PFPrS	248.9 > 79.9	1.394e3	1.057e3	1.00	1.58		16.480	10.000	10.0	100.2	NO	2.306	NO
4	4 3:3 FTCA	241 > 177	2.435e2	4.234e3	1.00	2.05		0.719	10.000	9.65	96.5	NO	2.411	NO
5	5 PFPeA	263.1 > 218.9	2.904e3	4.234e3	1.00	2.19		8.574	10.000	9.98	99.8	NO		
6	6 PFMBA	279 > 85	3.230e3	4.234e3	1.00	2.48		9.535	10.000	9.29	92.9	NO	12.970	NO
7	51 13C3-PFBA-EIS	216.1 > 171.8	2.740e3		1.00	1.26	236.166	2740.022	12.500	11.6	92.8	NO		
8	56 13C2-PFHxA-EIS	315.0 > 270.0	6.352e3		1.00	3.00	481.309	6352.322	12.500	13.2	105.6	NO		
9	53 13C3-PFBS-EIS	302.0 > 98.9	1.057e3		1.00	2.48	86.240	1057.408	12.500	12.3	98.1	NO		
10	52 13C3-PFPeA-EIS	266.0 > 221.8	4.234e3		1.00	2.19	302.223	4233.800	12.500	14.0	112.1	NO		
11	52 13C3-PFPeA-EIS	266.0 > 221.8	4.234e3		1.00	2.19	302.223	4233.800	12.500	14.0	112.1	NO		
12	52 13C3-PFPeA-EIS	266.0 > 221.8	4.234e3		1.00	2.19	302.223	4233.800	12.500	14.0	112.1	NO		
13	-1													
14	7 PFBS	299.0 > 79.7	1.574e3	1.057e3	1.00	2.48		18.611	10.000	11.4	113.6	NO	2.643	NO
15	10 4:2 FTS	327.0 > 306.9	2.763e3	1.127e3	1.00	2.91		30.641	10.000	8.11	81.1	NO	1.956	NO
16	11 PFHxA	313.0 > 269.0	5.348e3	6.352e3	1.00	3.00		10.523	10.000	10.1	101.1	NO	17.003	NO
17	8 PFEESA	315 > 135	1.771e3	1.057e3	1.00	2.82		20.930	10.000	10.3	103.0	NO	4.319	NO
18	12 PFPeS	349.0 > 80.0	1.625e3	1.057e3	1.00	3.19		19.211	10.000	10.8	108.2	NO	1.724	NO
19	13 HFPO-DA	284.9 > 168.9	2.205e2	2.768e2	1.00	3.21		9.960	10.000	7.60	76.0	NO	1.621	NO
20	53 13C3-PFBS-EIS	302.0 > 98.9	1.057e3		1.00	2.48	86.240	1057.408	12.500	12.3	98.1	NO		
21	55 13C2-4:2 FTS-EIS	329 > 79.9	1.127e3		1.00	2.91	79.458	1126.974	12.500	14.2	113.5	NO		
22	56 13C2-PFHxA-EIS	315.0 > 270.0	6.352e3		1.00	3.00	481.309	6352.322	12.500	13.2	105.6	NO		
23	53 13C3-PFBS-EIS	302.0 > 98.9	1.057e3		1.00	2.48	86.240	1057.408	12.500	12.3	98.1	NO		
24	53 13C3-PFBS-EIS	302.0 > 98.9	1.057e3		1.00	2.48	86.240	1057.408	12.500	12.3	98.1	NO		
25	54 13C3-HFPO-DA-EIS	287.0 > 169	2.768e2		1.00	3.20	19.384	276.800	12.500	14.3	114.2	NO		
26	-1													
27	9 NFDHA	201 > 85	3.312e3	6.352e3	1.00	2.91		6.518	10.000	9.78	97.8	NO	16.109	NO
28	14 5:3 FTCA	340.9 > 236.9	1.102e3	3.676e3	1.00	3.54		3.748	10.000	9.50	95.0	NO	1.521	NO
29	15 PFHpA	363.0 > 318.9	3.652e3	3.676e3	1.00	3.61		12.418	10.000	10.8	107.7	NO	8.729	NO
30	16 ADONA	376.8 > 250.9	1.314e4	3.676e3	1.00	3.72		44.672	10.000	10.5	105.2	NO	3.198	NO
31	17 L-PFHxS	399 > 80.0	1.757e3	2.042e3	1.00	3.75		10.755	10.000	10.5	104.5	NO	1.650	NO
32	19 6:2 FTS	427 > 407.0	2.966e3	1.147e3	1.00	4.07		32.332	10.000	9.78	97.8	NO	2.278	NO
33	56 13C2-PFHxA-EIS	315.0 > 270.0	6.352e3		1.00	3.00	481.309	6352.322	12.500	13.2	105.6	NO		
34	57 13C4-PFHpA-EIS	367.2 > 321.8	3.676e3		1.00	3.61	282.988	3675.915	12.500	13.0	103.9	NO		
35	57 13C4-PFHpA-EIS	367.2 > 321.8	3.676e3		1.00	3.61	282.988	3675.915	12.500	13.0	103.9	NO		
36	57 13C4-PFHpA-EIS	367.2 > 321.8	3.676e3		1.00	3.61	282.988	3675.915	12.500	13.0	103.9	NO		

Vista Analytical Laboratory

Dataset: F:\Projects\PFAS.PRO\Results\210515M2\210515M2-79.qld

Last Altered: Monday, May 17, 2021 10:19:45 Pacific Daylight Time

Printed: Monday, May 17, 2021 10:20:02 Pacific Daylight Time

VY 5/17/2021

Name: 210515M2_79, Date: 16-May-2021, Time: 03:24:18, ID: ST210515M2-13 PFC CS3 21D2806, Description: PFC CS3 21D2806

#	Name	Trace	Area	IS Area	wt/vol	RT	RRF Mean	Response	Std. Conc	Conc.	%Rec	Recovery	Ion Ratio	Ratio Out?
37	58 13C3-PFHxS-EIS	401.8 > 79.9	2.042e3		1.00	3.75	161.585	2041.706	12.500	12.6	101.1	NO		
38	59 13C2-6:2 FTS-EIS	429.0 > 79.9	1.147e3		1.00	4.07	90.639	1146.571	12.500	12.6	101.2	NO		
39	-1													
40	20 L-PFOA	412.8 > 368.9	9.008e3	7.873e3	1.00	4.13		14.301	10.000	10.2	102.1	NO	3.840	NO
41	22 PFecHS	460.8 > 381.0	3.376e3	7.873e3	1.00	4.14		5.360	10.000	9.90	99.0	NO	0.988	NO
42	23 PFHpS	448.9 > 80.0	1.849e3	2.608e3	1.00	4.24		8.859	10.000	10.1	100.6	NO	2.013	NO
43	24 7:3 FTCA	441.0 > 337.0	2.300e3	7.384e3	1.00	4.55		3.893	10.000	8.84	88.4	NO	1.368	NO
44	25 PFNA	463.0 > 418.8	7.683e3	7.384e3	1.00	4.57		13.007	10.000	11.2	112.3	NO	4.196	NO
45	26 PFOSA	498.0 > 78.0	2.698e3	3.446e3	1.00	4.62		9.789	10.000	11.0	109.6	NO	27.384	NO
46	62 13C2-PFOA-EIS	414.9 > 369.7	7.873e3		1.00	4.13	599.936	7873.057	12.500	13.1	105.0	NO		
47	62 13C2-PFOA-EIS	414.9 > 369.7	7.873e3		1.00	4.13	599.936	7873.057	12.500	13.1	105.0	NO		
48	63 13C8-PFOS-EIS	507.0 > 80	2.608e3		1.00	4.65	190.845	2608.456	12.500	13.7	109.3	NO		
49	60 13C5-PFNA-EIS	468.2 > 422.9	7.384e3		1.00	4.57	559.633	7383.811	12.500	13.2	105.6	NO		
50	60 13C5-PFNA-EIS	468.2 > 422.9	7.384e3		1.00	4.57	559.633	7383.811	12.500	13.2	105.6	NO		
51	61 13C8-PFOSA-EIS	506. > 78	3.446e3		1.00	4.62	285.457	3445.601	12.500	12.1	96.6	NO		
52	-1													
53	27 L-PFOS	499 > 79.9	2.197e3	2.608e3	1.00	4.66		10.528	10.000	10.8	107.6	NO	1.780	NO
54	29 9CI-PF3ONS	530.9>351	8.208e3	2.608e3	1.00	4.87		39.332	10.000	10.1	101.3	NO	23.964	NO
55	30 PFDA	513 > 468.8	9.616e3	7.919e3	1.00	4.95		15.178	10.000	10.5	104.9	NO	5.229	NO
56	31 8:2 FTS	527 > 507.0	2.936e3	1.456e3	1.00	4.92		25.204	10.000	9.70	97.0	NO	1.861	NO
57	32 PFNS	548.9 > 79.9	1.560e3	2.608e3	1.00	5.01		7.473	10.000	11.1	110.8	NO	1.211	NO
58	33 L-MeFOSAA	570 > 419	5.062e3	7.274e3	1.00	5.10		8.700	10.000	10.5	104.8	NO	2.714	NO
59	63 13C8-PFOS-EIS	507.0 > 80	2.608e3		1.00	4.65	190.845	2608.456	12.500	13.7	109.3	NO		
60	63 13C8-PFOS-EIS	507.0 > 80	2.608e3		1.00	4.65	190.845	2608.456	12.500	13.7	109.3	NO		
61	64 13C2-PFDA-EIS	515.1 > 469.9	7.919e3		1.00	4.95	593.761	7919.474	12.500	13.3	106.7	NO		
62	65 13C2-8:2 FTS-EIS	529 > 79.9	1.456e3		1.00	4.92	114.874	1456.130	12.500	12.7	101.4	NO		
63	63 13C8-PFOS-EIS	507.0 > 80	2.608e3		1.00	4.65	190.845	2608.456	12.500	13.7	109.3	NO		
64	66 d3-N-MeFOSAA-EIS	573 > 419	7.274e3		1.00	5.10	555.332	7273.750	12.500	13.1	104.8	NO		
65	-1													
66	35 L-EtFOSAA	584 > 419	4.916e3	6.559e3	1.00	5.27		9.370	10.000	9.57	95.7	NO	1.331	NO
67	37 PFUdA	563.0 > 518.9	9.936e3	1.237e4	1.00	5.28		10.041	10.000	10.7	107.1	NO	8.413	NO
68	38 PFDS	599.0 > 80.0	1.942e3	2.608e3	1.00	5.33		9.307	10.000	9.57	95.7	NO	1.556	NO
69	39 11CI-PF3OUdS	630.9 > 450.9	6.540e3	1.464e4	1.00	5.50		5.584	10.000	10.4	103.8	NO	22.833	NO
70	40 10:2 FTS	626.9 > 607	2.429e3	1.057e3	1.00	5.55		28.714	10.000	10.3	103.0	NO	1.631	NO
71	41 PFDdA	612.9 > 569.0	1.093e4	1.464e4	1.00	5.57		9.330	10.000	10.4	104.1	NO	8.397	NO
72	68 d5-N-EtFOSAA-EIS	589 > 419	6.559e3		1.00	5.26	469.773	6558.694	12.500	14.0	111.7	NO		

Vista Analytical Laboratory

Dataset: F:\Projects\PFAS.PRO\Results\210515M2\210515M2-79.qld

Last Altered: Monday, May 17, 2021 10:19:45 Pacific Daylight Time

Printed: Monday, May 17, 2021 10:20:02 Pacific Daylight Time

VY 5/17/2021

Name: 210515M2_79, Date: 16-May-2021, Time: 03:24:18, ID: ST210515M2-13 PFC CS3 21D2806, Description: PFC CS3 21D2806

#	Name	Trace	Area	IS Area	wt/vol	RT	RRF Mean	Response	Std. Conc	Conc.	%Rec	Recovery	Ion Ratio	Ratio Out?
73	67 13C2-PFUdA-EIS	565 > 519.8	1.237e4		1.00	5.28	946.911	12368.271	12.500	13.1	104.5	NO		
74	63 13C8-PFOS-EIS	507.0 > 80	2.608e3		1.00	4.65	190.845	2608.456	12.500	13.7	109.3	NO		
75	69 13C2-PFDoA-EIS	615 > 570	1.464e4		1.00	5.57	1091.366	14639.656	12.500	13.4	107.3	NO		
76	70 13C2-10:2 FTS-EIS	633 > 79.9	1.057e3		1.00	5.55	93.745	1057.495	12.500	11.3	90.2	NO		
77	69 13C2-PFDoA-EIS	615 > 570	1.464e4		1.00	5.57	1091.366	14639.656	12.500	13.4	107.3	NO		
78	-1													
79	42 N-MeFOSA	511.9 > 169	1.294e3	1.179e4	1.00	5.63		16.381	10.000	10.9	109.0	NO	1.268	NO
80	43 PFTrDA	662.9 > 618.9	1.049e4	1.464e4	1.00	5.83		8.960	10.000	10.1	101.2	NO	8.036	NO
81	44 PFDoS	698.9 > 80	2.066e3	9.398e3	1.00	5.85		2.747	10.000	10.3	102.5	NO	1.610	NO
82	45 PFTeDA	713.0 > 669.0	1.114e4	9.398e3	1.00	6.04		14.818	10.000	10.7	106.8	NO	12.460	NO
83	46 N-EtFOSA	526 > 169	1.446e3	1.571e4	1.00	6.07		13.737	10.000	10.2	102.3	NO	1.308	NO
84	47 PFHxDA	813.1 > 768.6	6.625e3	1.203e4	1.00	6.38		6.881	10.000	10.6	105.9	NO	28.060	NO
85	71 d3-N-MeFOSA-EIS	515.2 > 168.9	1.179e4		1.00	5.66	74.418	11786.864	149.200	158	106.2	NO		
86	69 13C2-PFDoA-EIS	615 > 570	1.464e4		1.00	5.57	1091.366	14639.656	12.500	13.4	107.3	NO		
87	72 13C2-PFTeDA-EIS	715.1 > 669.7	9.398e3		1.00	6.05	707.956	9398.322	12.500	13.3	106.2	NO		
88	72 13C2-PFTeDA-EIS	715.1 > 669.7	9.398e3		1.00	6.05	707.956	9398.322	12.500	13.3	106.2	NO		
89	73 d5-N-ETFOSA-EIS	531.1 > 168.9	1.571e4		1.00	6.09	97.528	15705.001	149.200	161	107.9	NO		
90	74 13C2-PFHxDA-EIS	815 > 769.7	1.203e4		1.00	6.38	953.537	12033.946	12.500	12.6	101.0	NO		
91	-1													
92	48 PFODA	913 > 869	9.500e3	1.203e4	1.00	6.62		9.868	10.000	11.3	112.7	NO		
93	49 N-MeFOSE	616 > 59	5.521e2	7.649e3	1.00	6.27		10.769	10.000	10.7	107.0	NO		
94	50 N-EtFOSE	630.1 > 58.9	6.035e2	8.362e3	1.00	6.41		10.769	10.000	10.3	102.6	NO		
95	63 13C8-PFOS-EIS	507.0 > 80	2.608e3		1.00	4.65	190.845	2608.456	12.500	13.7	109.3	NO		
96	63 13C8-PFOS-EIS	507.0 > 80	2.608e3		1.00	4.65	190.845	2608.456	12.500	13.7	109.3	NO		
97	63 13C8-PFOS-EIS	507.0 > 80	2.608e3		1.00	4.65	190.845	2608.456	12.500	13.7	109.3	NO		
98	74 13C2-PFHxDA-EIS	815 > 769.7	1.203e4		1.00	6.38	953.537	12033.946	12.500	12.6	101.0	NO		
99	75 d7-N-MeFOSE-EIS	623.1 > 58.9	7.649e3		1.00	6.26	48.324	7649.227	149.200	158	106.1	NO		
100	76 d9-N-EtFOSE-EIS	639.2 > 58.8	8.362e3		1.00	6.40	55.655	8361.562	149.200	150	100.7	NO		

Vista Analytical Laboratory

Dataset: F:\Projects\PFAS.PRO\Results\210515M2\210515M2-79.qld

Last Altered: Monday, May 17, 2021 10:19:45 Pacific Daylight Time

Printed: Monday, May 17, 2021 10:20:02 Pacific Daylight Time

VY 5/17/2021

Method: F:\Projects\PFAS.PRO\MethDB\PFAS_FULL_80C_051521.mdb 17 May 2021 08:41:05

Calibration: F:\Projects\PFAS.PRO\CurveDB\C18_VAL-PFAS_Q4_05-15-21.cdb 17 May 2021 09:24:52

Name: 210515M2_79, Date: 16-May-2021, Time: 03:24:18, ID: ST210515M2-13 PFC CS3 21D2806, Description: PFC CS3 21D2806

PFBA

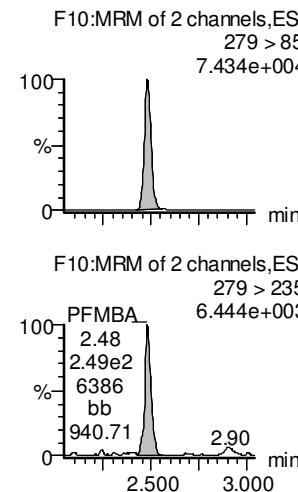
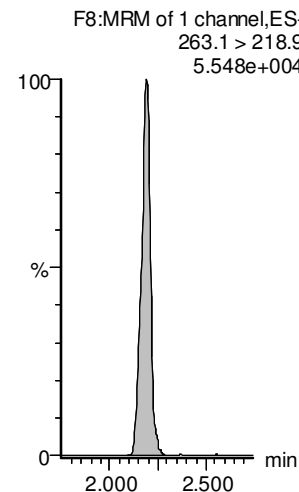
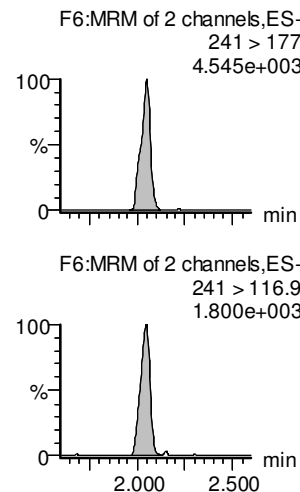
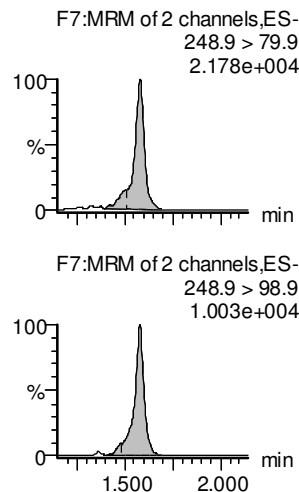
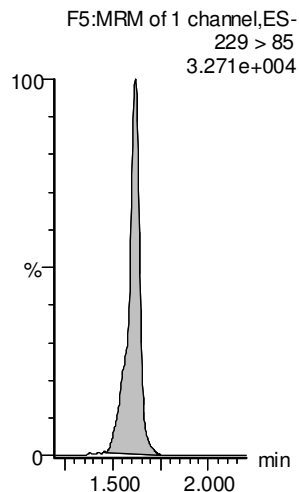
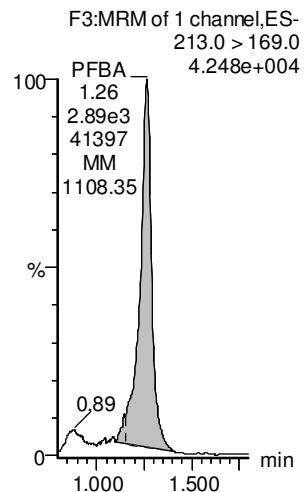
PFMPA

PFPrS

3:3 FTCA

PFPeA

PFMBA



13C3-PFBA-EIS

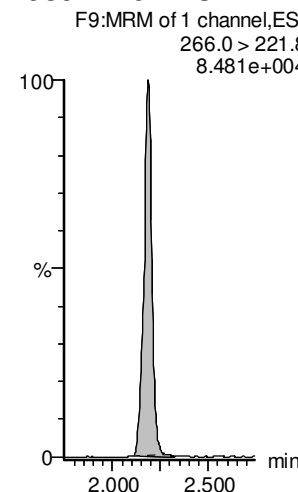
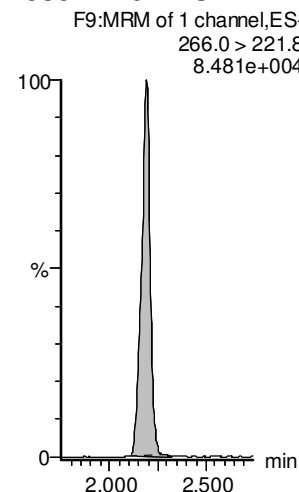
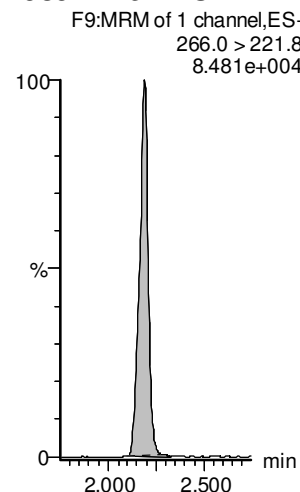
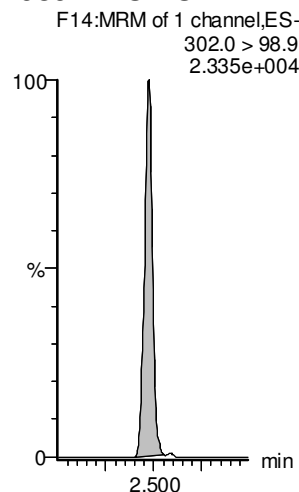
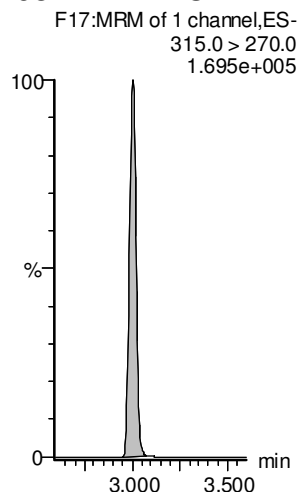
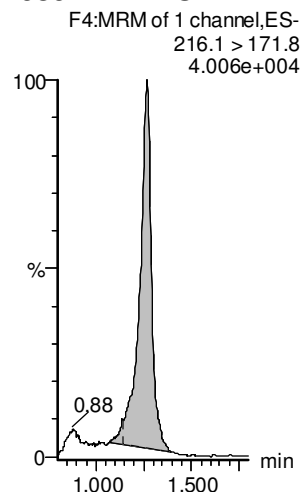
13C2-PFHxA-EIS

13C3-PFBS-EIS

13C3-PFPeA-EIS

13C3-PFPeA-EIS

13C3-PFPeA-EIS



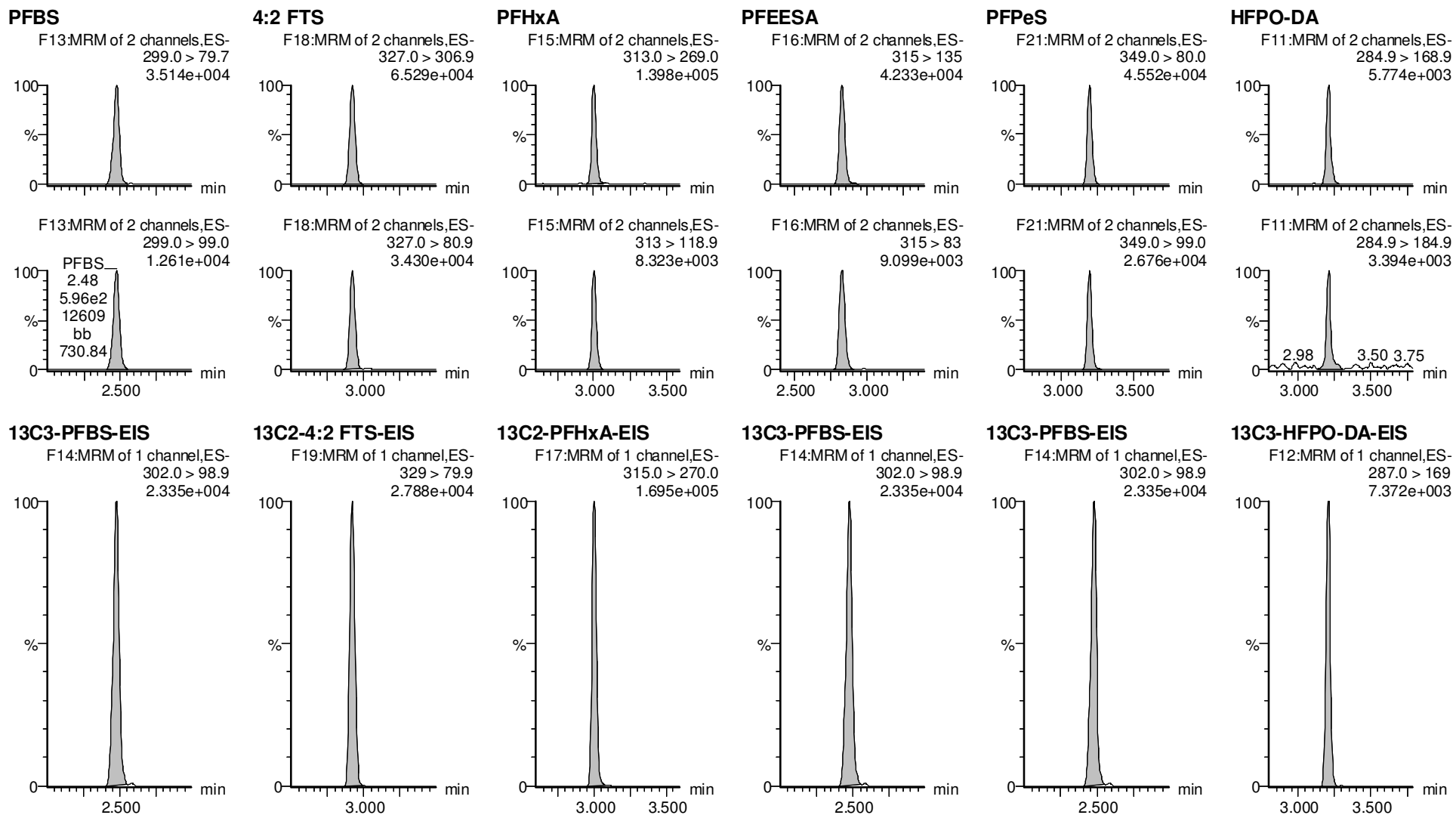
Dataset: F:\Projects\PFAS.PRO\Results\210515M2\210515M2-79.qld

Last Altered: Monday, May 17, 2021 10:19:45 Pacific Daylight Time

Printed: Monday, May 17, 2021 10:20:02 Pacific Daylight Time

VY 5/17/2021

Name: 210515M2_79, Date: 16-May-2021, Time: 03:24:18, ID: ST210515M2-13 PFC CS3 21D2806, Description: PFC CS3 21D2806



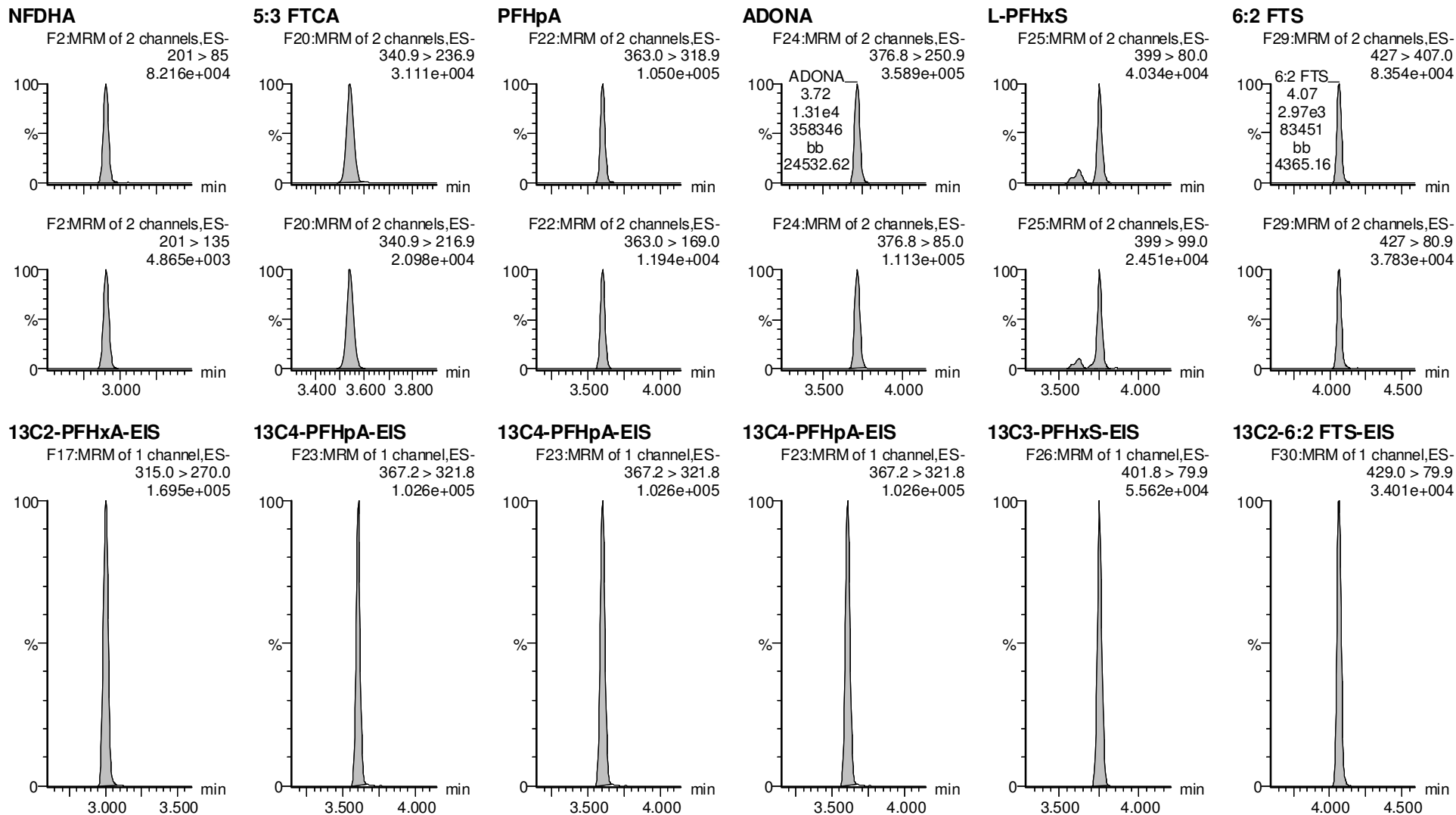
Dataset: F:\Projects\PFAS.PRO\Results\210515M2\210515M2-79.qld

Last Altered: Monday, May 17, 2021 10:19:45 Pacific Daylight Time

Printed: Monday, May 17, 2021 10:20:02 Pacific Daylight Time

VY 5/17/2021

Name: 210515M2_79, Date: 16-May-2021, Time: 03:24:18, ID: ST210515M2-13 PFC CS3 21D2806, Description: PFC CS3 21D2806



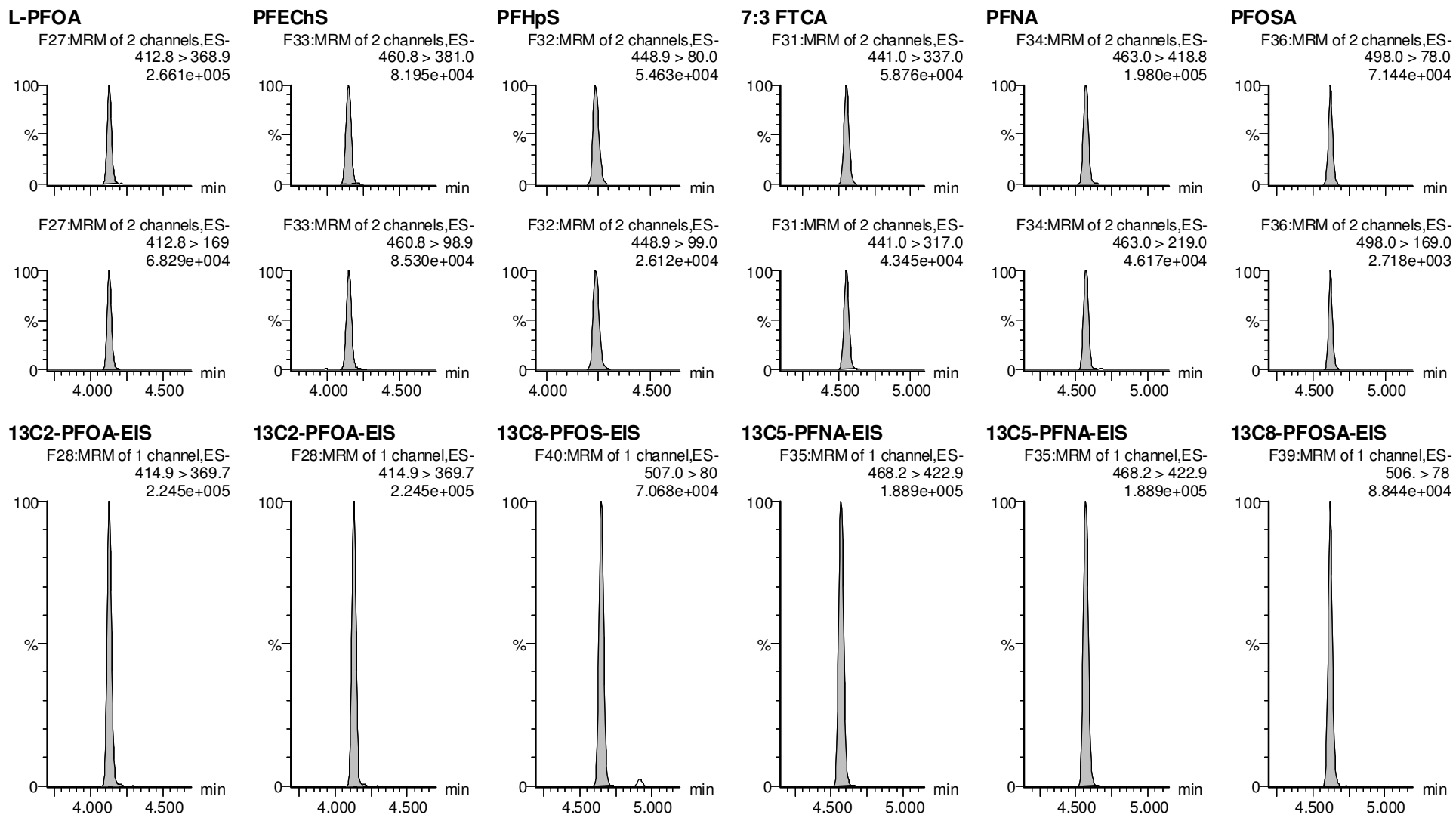
Dataset: F:\Projects\PFAS.PRO\Results\210515M2\210515M2-79.qld

Last Altered: Monday, May 17, 2021 10:19:45 Pacific Daylight Time

Printed: Monday, May 17, 2021 10:20:02 Pacific Daylight Time

VY 5/17/2021

Name: 210515M2_79, Date: 16-May-2021, Time: 03:24:18, ID: ST210515M2-13 PFC CS3 21D2806, Description: PFC CS3 21D2806



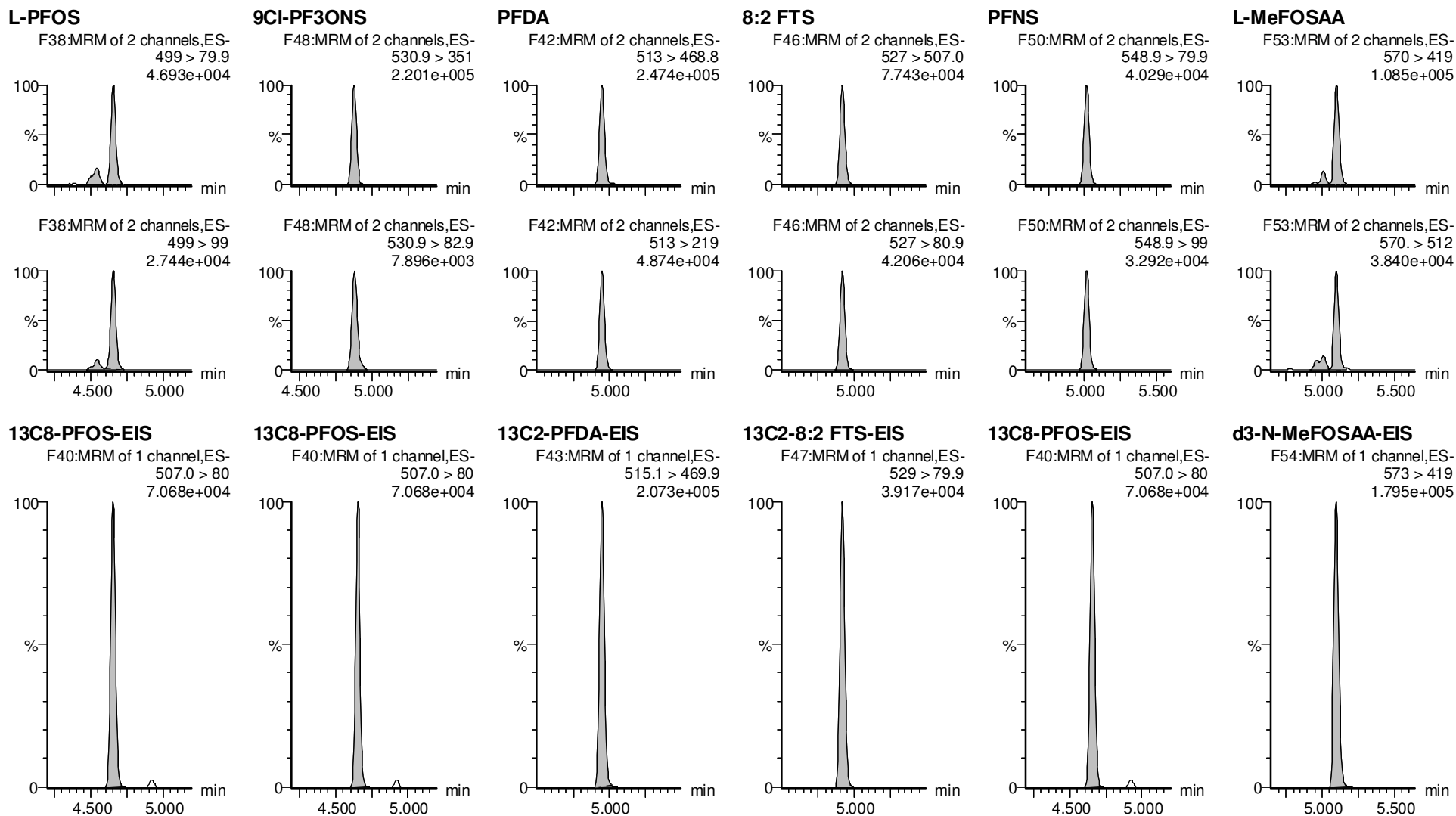
Dataset: F:\Projects\PFAS.PRO\Results\210515M2\210515M2-79.qld

Last Altered: Monday, May 17, 2021 10:19:45 Pacific Daylight Time

Printed: Monday, May 17, 2021 10:20:02 Pacific Daylight Time

VY 5/17/2021

Name: 210515M2_79, Date: 16-May-2021, Time: 03:24:18, ID: ST210515M2-13 PFC CS3 21D2806, Description: PFC CS3 21D2806



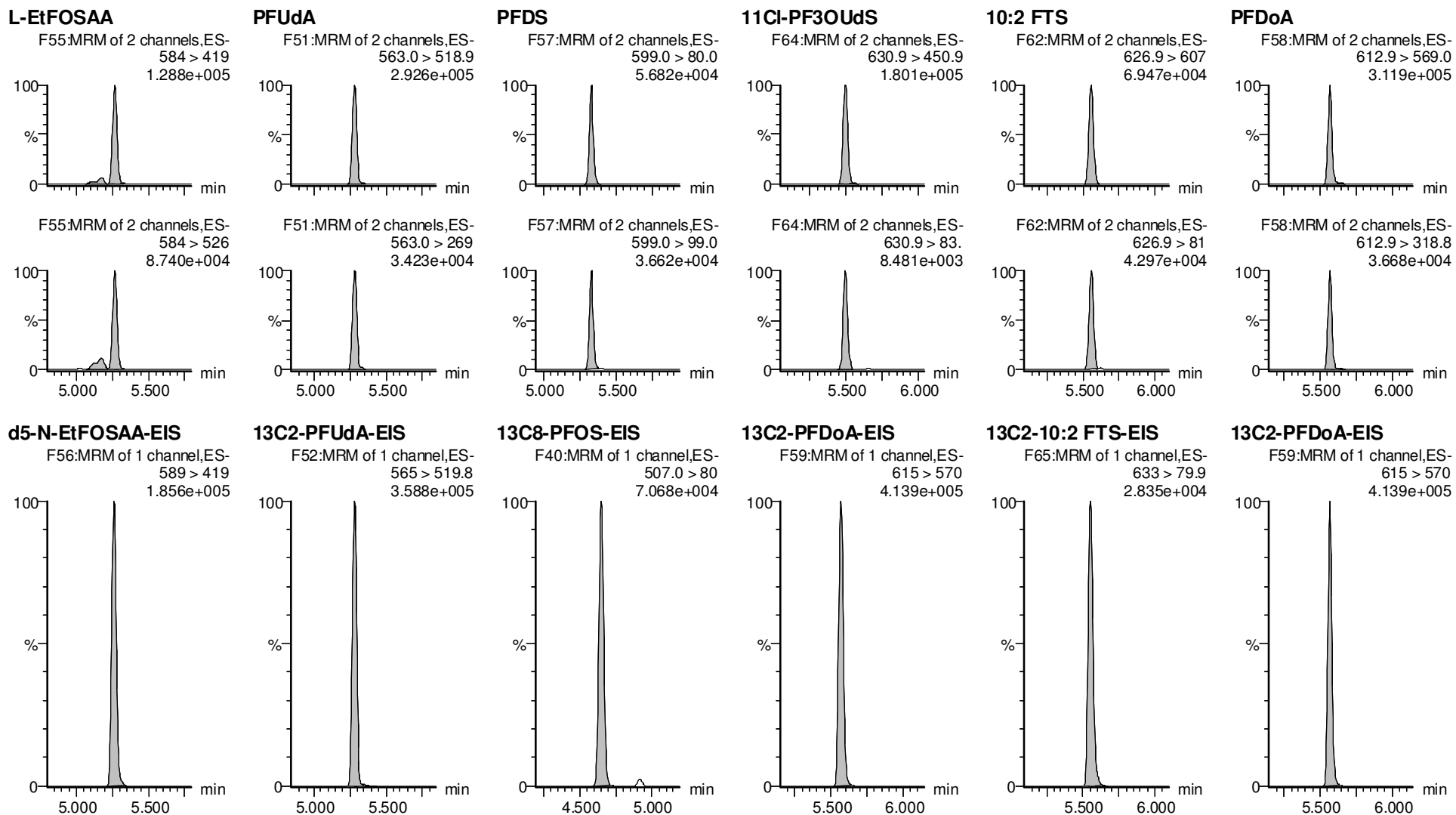
Dataset: F:\Projects\PFAS.PRO\Results\210515M2\210515M2-79.qld

Last Altered: Monday, May 17, 2021 10:19:45 Pacific Daylight Time

Printed: Monday, May 17, 2021 10:20:02 Pacific Daylight Time

VY 5/17/2021

Name: 210515M2_79, Date: 16-May-2021, Time: 03:24:18, ID: ST210515M2-13 PFC CS3 21D2806, Description: PFC CS3 21D2806



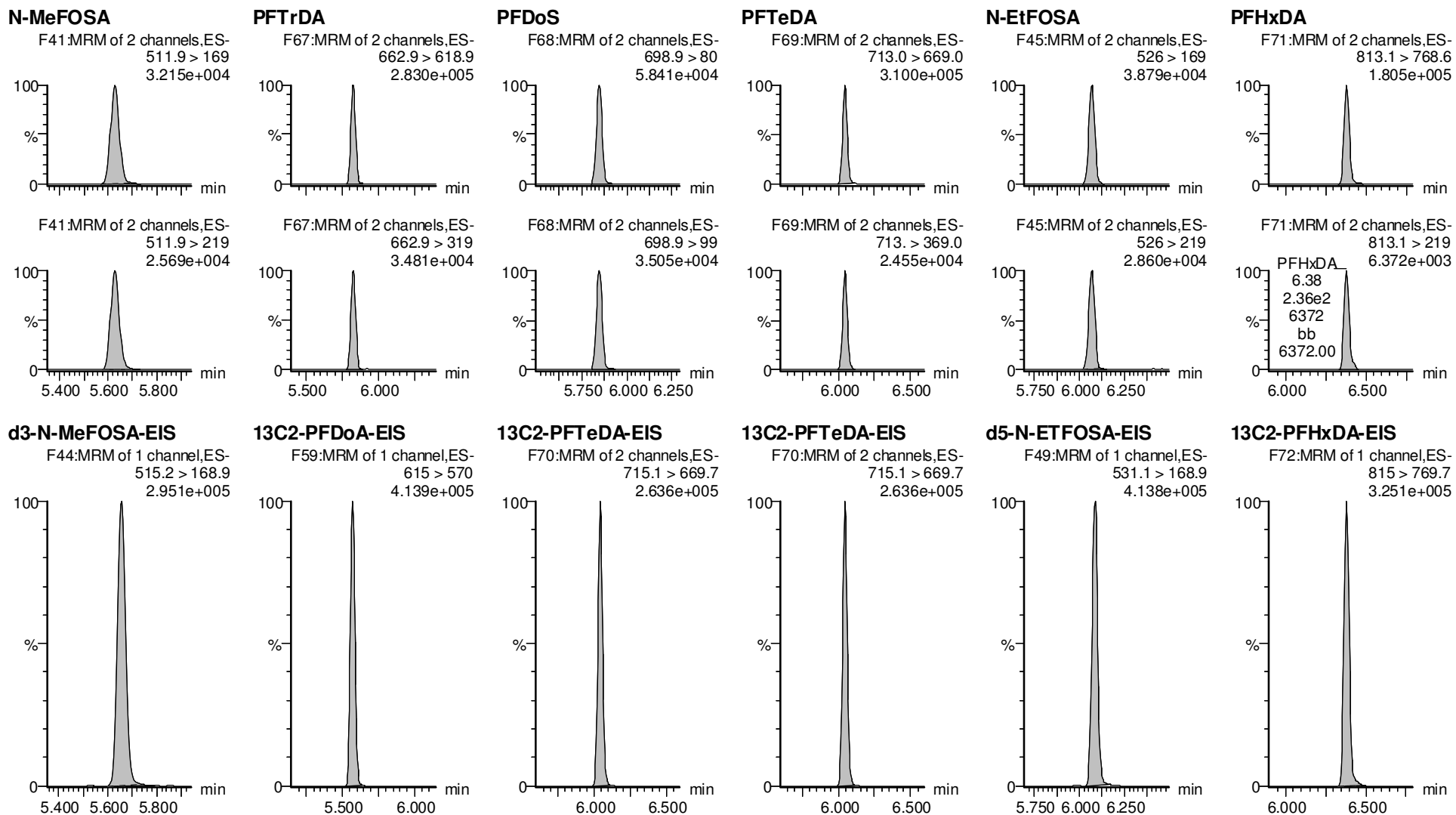
Dataset: F:\Projects\PFAS.PRO\Results\210515M2\210515M2-79.qld

Last Altered: Monday, May 17, 2021 10:19:45 Pacific Daylight Time

Printed: Monday, May 17, 2021 10:20:02 Pacific Daylight Time

VY 5/17/2021

Name: 210515M2_79, Date: 16-May-2021, Time: 03:24:18, ID: ST210515M2-13 PFC CS3 21D2806, Description: PFC CS3 21D2806



Vista Analytical Laboratory

Dataset: F:\Projects\PFAS.PRO\Results\210515M2\210515M2-79.qld

Last Altered: Monday, May 17, 2021 10:19:45 Pacific Daylight Time

Printed: Monday, May 17, 2021 10:20:02 Pacific Daylight Time

VY 5/17/2021

Name: 210515M2_79, Date: 16-May-2021, Time: 03:24:18, ID: ST210515M2-13 PFC CS3 21D2806, Description: PFC CS3 21D2806

PFODA

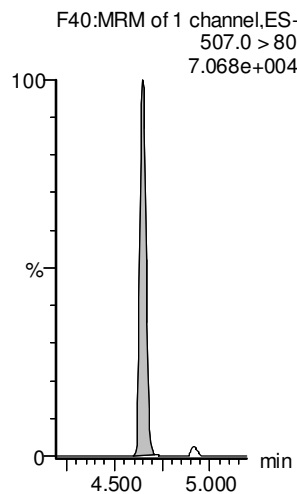
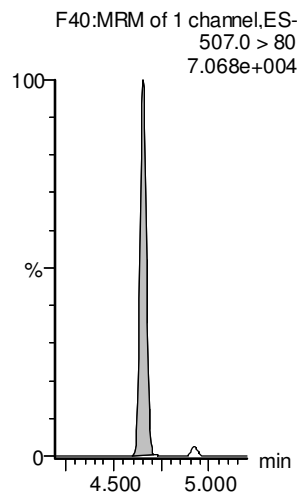
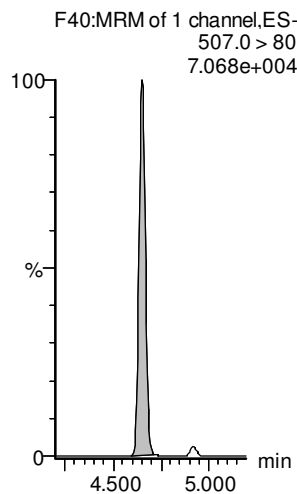
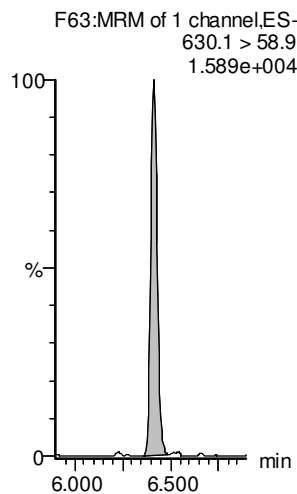
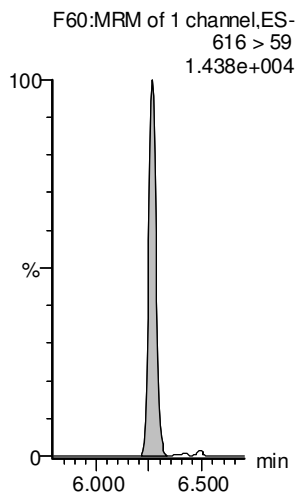
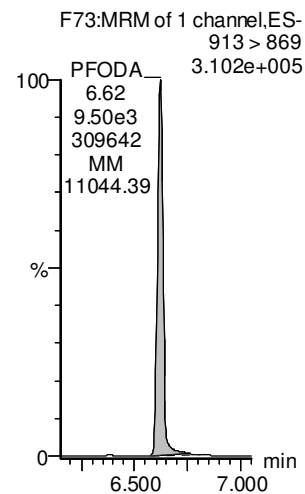
N-MeFOSE

N-EtFOSE

13C8-PFOS-EIS

13C8-PFOS-EIS

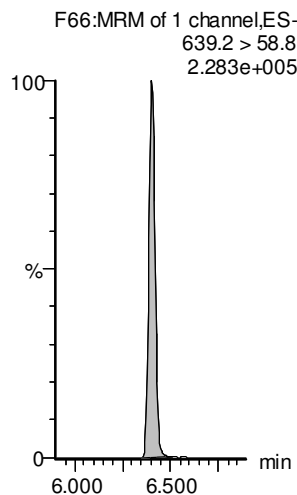
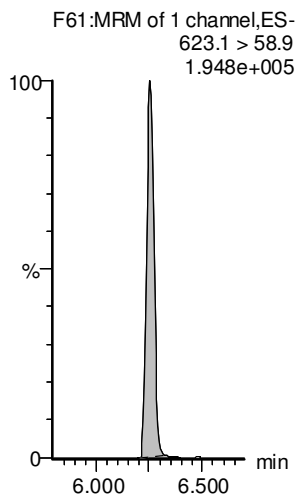
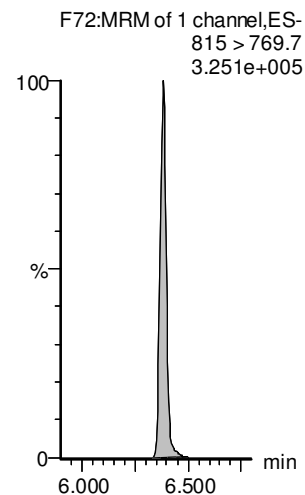
13C8-PFOS-EIS



13C2-PFHxDA-EIS

d7-N-MeFOSE-EIS

d9-N-EtFOSE-EIS



Dataset: M:\Projects\PFAS.PRO\Results\210515M2\210515M2-80.qld

Last Altered: Wednesday, July 07, 2021 15:53:37 Pacific Daylight Time

Printed: Wednesday, July 07, 2021 15:53:55 Pacific Daylight Time

Name: 210515M2_80, Date: 16-May-2021, Time: 03:34:40, ID: IB, Description: IB

#	Name	Trace	Area	IS Area	wt/vol	Pred.RT	RT	Response	Std. Conc	Conc.	%Rec	Ion Ratio	Ratio Out?
1	5 PFPeA	263.1 > 218.9		3.804e3	1.00	2.19							
2	1 PFBA	213.0 > 169.0		2.015e3	1.00	1.26							
3	7 PFBS	299.0 > 79.7		1.042e3	1.00	2.48							YES
4	10 4:2 FTS	327.0 > 306.9		1.093e3	1.00	2.91							YES
5	11 PFHxA	313.0 > 269.0		6.251e3	1.00	3.00							YES
6	12 PFPeS	349.0 > 80.0		1.042e3	1.00	3.20							YES
7	51 13C3-PFBA-EIS	216.1 > 171.8	2.015e3		1.00	1.27	1.26	2015.101	12.5	8.533	68.3		
8	52 13C3-PFPeA-EIS	266.0 > 221.8	3.804e3		1.00	2.19	2.19	3803.626	12.5	12.585	100.7		
9	53 13C3-PFBS-EIS	302.0 > 98.9	1.042e3		1.00	2.48	2.48	1042.001	12.5	12.083	96.7		
10	55 13C2-4:2 FTS-EIS	329 > 79.9	1.093e3		1.00	2.92	2.91	1092.973	12.5	13.755	110.0		
11	56 13C2-PFHxA-EIS	315.0 > 270.0	6.251e3		1.00	3.01	3.00	6250.742	12.5	12.987	103.9		
12	53 13C3-PFBS-EIS	302.0 > 98.9	1.042e3		1.00	2.48	2.48	1042.001	12.5	12.083	96.7		
13	-1												
14	13 HFPO-DA	284.9 > 168.9		2.568e2	1.00	3.21							YES
15	15 PFHpA	363.0 > 318.9		3.635e3	1.00	3.61							YES
16	17 L-PFHxS	399 > 80.0		2.094e3	1.00	3.75							YES
17	18 Br-PFHxS	399 > 80.0		2.094e3	1.00	3.60							YES
18	77 Total PFHxS	399 > 80	0.000e0		1.00	3.75		0.000					
19	16 ADONA	376.8 > 250.9		3.635e3	1.00	3.70							YES
20	54 13C3-HFPO-DA-EIS	287.0 > 169	2.568e2		1.00	3.21	3.21	256.803	12.5	13.248	106.0		
21	57 13C4-PFHpA-EIS	367.2 > 321.8	3.635e3		1.00	3.61	3.61	3635.247	12.5	12.846	102.8		
22	58 13C3-PFHxS-EIS	401.8 > 79.9	2.094e3		1.00	3.76	3.75	2093.579	12.5	12.957	103.7		
23	58 13C3-PFHxS-EIS	401.8 > 79.9	2.094e3		1.00	3.76	3.75	2093.579	12.5	12.957	103.7		
24	58 13C3-PFHxS-EIS	401.8 > 79.9	2.094e3		1.00	3.76	3.75	2093.579	12.5	12.957	103.7		
25	57 13C4-PFHpA-EIS	367.2 > 321.8	3.635e3		1.00	3.61	3.61	3635.247	12.5	12.846	102.8		
26	-1												
27	19 6:2 FTS	427 > 407.0		1.179e3	1.00	4.07							YES
28	23 PFHpS	448.9 > 80.0		2.522e3	1.00	4.24							YES
29	20 L-PFOA	412.8 > 368.9		7.296e3	1.00	4.13							YES
30	21 Br-PFOA	412.8 > 368.9		7.296e3	1.00	3.96							YES
31	78 Total PFOA	412.8 > 368.9	0.000e0		1.00	4.11		0.000					
32	25 PFNA	463.0 > 418.8		7.339e3	1.00	4.57							YES
33	59 13C2-6:2 FTS-EIS	429.0 > 79.9	1.179e3		1.00	4.07	4.07	1178.890	12.5	13.006	104.1		
34	63 13C8-PFOS-EIS	507.0 > 80	2.522e3		1.00	4.66	4.66	2521.945	12.5	13.215	105.7		
35	62 13C2-PFOA-EIS	414.9 > 369.7	7.296e3		1.00	4.13	4.13	7296.365	12.5	12.162	97.3		
36	62 13C2-PFOA-EIS	414.9 > 369.7	7.296e3		1.00	4.13	4.13	7296.365	12.5	12.162	97.3		

Dataset: M:\Projects\PFAS.PRO\Results\210515M2\210515M2-80.qld

Last Altered: Wednesday, July 07, 2021 15:53:37 Pacific Daylight Time

Printed: Wednesday, July 07, 2021 15:53:55 Pacific Daylight Time

Name: 210515M2_80, Date: 16-May-2021, Time: 03:34:40, ID: IB, Description: IB

#	Name	Trace	Area	IS Area	wt/vol	Pred.RT	RT	Response	Std. Conc	Conc.	%Rec	Ion Ratio	Ratio Out?
37	62 13C2-PFOA-EIS	414.9 > 369.7	7.296e3		1.00	4.13	4.13	7296.365	12.5	12.162	97.3		
38	60 13C5-PFNA-EIS	468.2 > 422.9	7.339e3		1.00	4.58	4.57	7339.490	12.5	13.115	104.9		
39	-1												
40	27 L-PFOS	499 > 79.9		2.522e3	1.00	4.66							YES
41	28 Br-PFOS	499 > 79.9		2.522e3	1.00	4.47							YES
42	79 Total PFOS	499 > 79.9	0.000e0		1.00	4.69		0.000					
43	30 PFDA	513 > 468.8		7.594e3	1.00	4.95							YES
44	26 PFOSA	498.0 > 78.0		3.445e3	1.00	4.62							YES
45	29 9CI-PF3ONS	530.9>351		2.522e3	1.00	4.88							YES
46	63 13C8-PFOS-EIS	507.0 > 80	2.522e3		1.00	4.66	4.66	2521.945	12.5	13.215	105.7		
47	63 13C8-PFOS-EIS	507.0 > 80	2.522e3		1.00	4.66	4.66	2521.945	12.5	13.215	105.7		
48	63 13C8-PFOS-EIS	507.0 > 80	2.522e3		1.00	4.66	4.66	2521.945	12.5	13.215	105.7		
49	64 13C2-PFDA-EIS	515.1 > 469.9	7.594e3		1.00	4.96	4.95	7593.919	12.5	12.790	102.3		
50	61 13C8-PFOSA-EIS	506. > 78	3.445e3		1.00	4.63	4.62	3444.718	12.5	12.067	96.5		
51	63 13C8-PFOS-EIS	507.0 > 80	2.522e3		1.00	4.66	4.66	2521.945	12.5	13.215	105.7		
52	-1												
53	31 8:2 FTS	527 > 507.0		1.313e3	1.00	4.92							YES
54	32 PFNS	548.9 > 79.9		2.522e3	1.00	5.01							YES
55	37 PFUdA	563.0 > 518.9		1.188e4	1.00	5.28							YES
56	33 L-MeFOSAA	570 > 419		6.934e3	1.00	5.10							YES
57	34 Br-MeFOSAA	570. > 419		6.934e3	1.00	4.90							YES
58	80 Total N-MeFOSAA	570. > 419	0.000e0		1.00	5.11		0.000					
59	65 13C2-8:2 FTS-EIS	529 > 79.9	1.313e3		1.00	4.93	4.92	1313.122	12.5	11.431	91.4		
60	63 13C8-PFOS-EIS	507.0 > 80	2.522e3		1.00	4.66	4.66	2521.945	12.5	13.215	105.7		
61	67 13C2-PFUdA-EIS	565 > 519.8	1.188e4		1.00	5.29	5.28	11884.366	12.5	12.551	100.4		
62	66 d3-N-MeFOSAA-EIS	573 > 419	6.934e3		1.00	5.11	5.10	6934.194	12.5	12.487	99.9		
63	66 d3-N-MeFOSAA-EIS	573 > 419	6.934e3		1.00	5.11	5.10	6934.194	12.5	12.487	99.9		
64	66 d3-N-MeFOSAA-EIS	573 > 419	6.934e3		1.00	5.11	5.10	6934.194	12.5	12.487	99.9		
65	-1												
66	35 L-EtFOSAA	584 > 419		5.999e3	1.00	5.26							YES
67	36 Br-ETFOSAA	584 > 419		5.999e3	1.00	5.05							YES
68	81 Total N-EtFOSAA	584 > 419	0.000e0		1.00	5.27		0.000					
69	39 11CI-PF3OUdS	630.9 > 450.9		1.388e4	1.00	5.50							YES
70	38 PFDS	599.0 > 80.0		2.522e3	1.00	5.32							YES
71	41 PFDoA	612.9 > 569.0		1.388e4	1.00	5.57							YES
72	68 d5-N-EtFOSAA-EIS	589 > 419	5.999e3		1.00	5.27	5.26	5998.769	12.5	12.770	102.2		

Dataset: M:\Projects\PFAS.PRO\Results\210515M2\210515M2-80.qld

Last Altered: Wednesday, July 07, 2021 15:53:37 Pacific Daylight Time

Printed: Wednesday, July 07, 2021 15:53:55 Pacific Daylight Time

Name: 210515M2_80, Date: 16-May-2021, Time: 03:34:40, ID: IB, Description: IB

	# Name	Trace	Area	IS Area	wt/vol	Pred.RT	RT	Response	Std. Conc	Conc.	%Rec	Ion Ratio	Ratio Out?
73	68 d5-N-EtFOSAA-EIS	589 > 419	5.999e3		1.00	5.27	5.26	5998.769	12.5	12.770	102.2		
74	68 d5-N-EtFOSAA-EIS	589 > 419	5.999e3		1.00	5.27	5.26	5998.769	12.5	12.770	102.2		
75	69 13C2-PFDoA-EIS	615 > 570	1.388e4		1.00	5.58	5.57	13880.896	12.5	12.719	101.8		
76	63 13C8-PFOS-EIS	507.0 > 80	2.522e3		1.00	4.66	4.66	2521.945	12.5	13.215	105.7		
77	69 13C2-PFDoA-EIS	615 > 570	1.388e4		1.00	5.58	5.57	13880.896	12.5	12.719	101.8		
78	-1												
79	42 N-MeFOSA	511.9 > 169		1.124e4	1.00	5.64							YES
80	43 PFTrDA	662.9 > 618.9		1.388e4	1.00	5.83							YES
81	44 PFDoS	698.9 > 80		8.844e3	1.00	5.86							YES
82	45 PFTeDA	713.0 > 669.0		8.844e3	1.00	6.04							YES
83	46 N-EtFOSA	526 > 169		1.467e4	1.00	6.07							YES
84	49 N-MeFOSE	616 > 59		6.890e3	1.00	6.25							
85	71 d3-N-MeFOSA-EIS	515.2 > 168.9	1.124e4		1.00	5.66	5.66	11242.851	149.2	151.078	101.3		
86	69 13C2-PFDoA-EIS	615 > 570	1.388e4		1.00	5.58	5.57	13880.896	12.5	12.719	101.8		
87	72 13C2-PFTeDA-EIS	715.1 > 669.7	8.844e3		1.00	6.06	6.04	8843.628	12.5	12.492	99.9		
88	72 13C2-PFTeDA-EIS	715.1 > 669.7	8.844e3		1.00	6.06	6.04	8843.628	12.5	12.492	99.9		
89	73 d5-N-ETFOSA-EIS	531.1 > 168.9	1.467e4		1.00	6.09	6.09	14672.840	149.2	150.447	100.8		
90	75 d7-N-MeFOSE-EIS	623.1 > 58.9	6.890e3		1.00	6.26	6.25	6890.027	149.2	142.579	95.6		
91	-1												
92	50 N-EtFOSE	630.1 > 58.9		7.613e3	1.00	6.40							
93	82 TDCA	498.3>106.9			1.00	4.91							YES
94	82 TDCA	498.3>106.9			1.00	4.91							YES
95	82 TDCA	498.3>106.9			1.00	4.91							YES
96	82 TDCA	498.3>106.9			1.00	4.91							YES
97	63 13C8-PFOS-EIS	507.0 > 80	2.522e3		1.00	4.66	4.66	2521.945	12.5	13.215	105.7		
98	76 d9-N-EtFOSE-EIS	639.2 > 58.8	7.613e3		1.00	6.41	6.40	7613.221	149.2	136.792	91.7		
99	63 13C8-PFOS-EIS	507.0 > 80	2.522e3		1.00	4.66	4.66	2521.945	12.5	13.215	105.7		
100	63 13C8-PFOS-EIS	507.0 > 80	2.522e3		1.00	4.66	4.66	2521.945	12.5	13.215	105.7		
101	63 13C8-PFOS-EIS	507.0 > 80	2.522e3		1.00	4.66	4.66	2521.945	12.5	13.215	105.7		
102	63 13C8-PFOS-EIS	507.0 > 80	2.522e3		1.00	4.66	4.66	2521.945	12.5	13.215	105.7		

Dataset: M:\Projects\PFAS.PRO\Results\210515M2\210515M2-80.qld

Last Altered: Wednesday, July 07, 2021 15:53:37 Pacific Daylight Time

Printed: Wednesday, July 07, 2021 15:53:55 Pacific Daylight Time

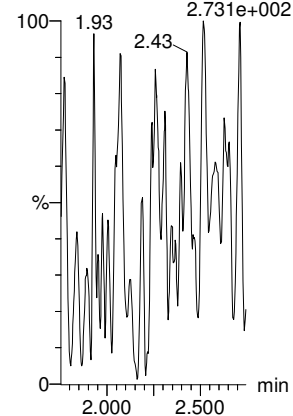
Method: M:\Projects\PFAS.pro\MethDB\PFAS_FULL_80C_051521.mdb 17 May 2021 08:41:05

Calibration: M:\Projects\PFAS.pro\CurveDB\C18_VAL-PFAS_Q4_05-15-21.cdb 17 May 2021 09:24:52

Name: 210515M2_80, Date: 16-May-2021, Time: 03:34:40, ID: IB, Description: IB

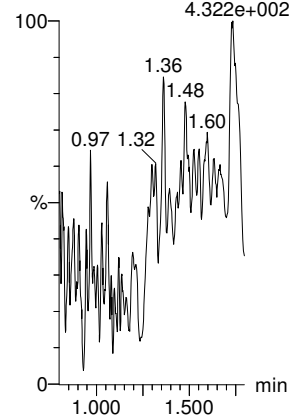
PFPeA

IB IB F8:MRM of 1 channel,ES-
263.1 > 218.9
2.731e+002



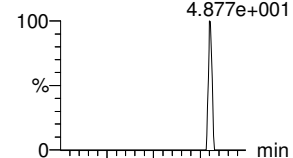
PFBA

IB IB F3:MRM of 1 channel,ES-
213.0 > 169.0
4.322e+002

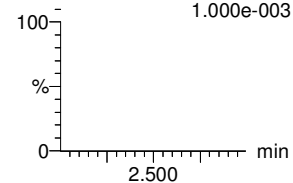


PFBS

F13:MRM of 2 channels,ES-
299.0 > 79.7
4.877e+001

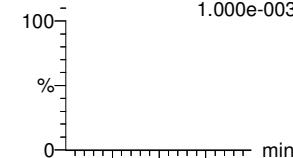


F13:MRM of 2 channels,ES-
299.0 > 99.0
1.000e-003

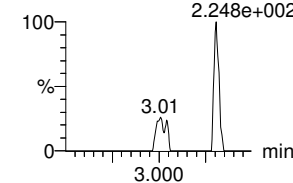


4:2 FTS

F18:MRM of 2 channels,ES-
327.0 > 306.9
1.000e-003

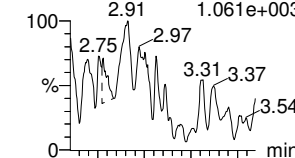


F18:MRM of 2 channels,ES-
327.0 > 80.9
2.248e+002

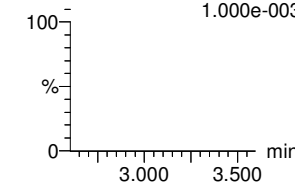


PFHxA

F15:MRM of 2 channels,ES-
313.0 > 269.0
1.061e+003

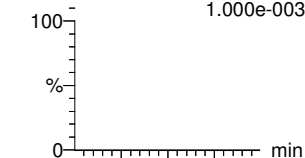


F15:MRM of 2 channels,ES-
313 > 118.9
1.000e-003

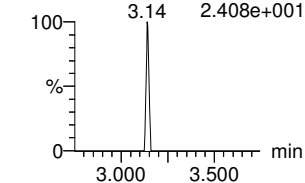


PFPeS

F21:MRM of 2 channels,ES-
349.0 > 80.0
1.000e-003

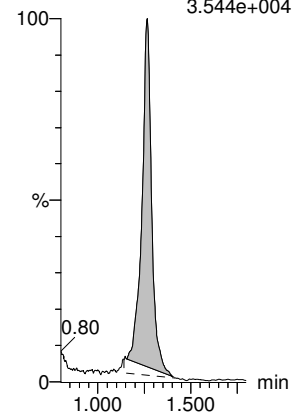


F21:MRM of 2 channels,ES-
349.0 > 99.0
2.408e+001



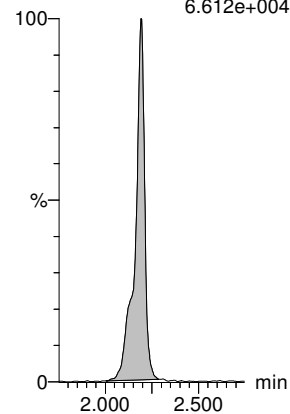
13C3-PFBA-EIS

IB IB F4:MRM of 1 channel,ES-
216.1 > 171.8
3.544e+004



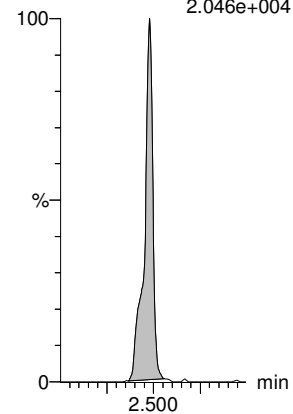
13C3-PFPeA-EIS

IB IB F9:MRM of 1 channel,ES-
266.0 > 221.8
6.612e+004



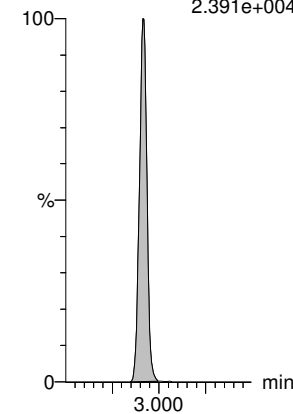
13C3-PFBS-EIS

F14:MRM of 1 channel,ES-
302.0 > 98.9
2.046e+004



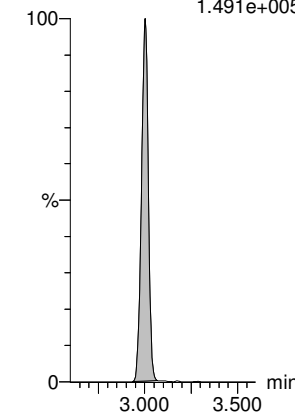
13C2-4:2 FTS-EIS

F19:MRM of 1 channel,ES-
329 > 79.9
2.391e+004



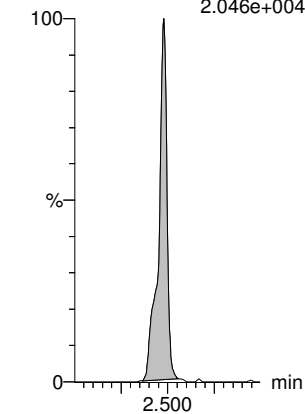
13C2-PFHxA-EIS

F17:MRM of 1 channel,ES-
315.0 > 270.0
1.491e+005



13C3-PFBS-EIS

F14:MRM of 1 channel,ES-
302.0 > 98.9
2.046e+004

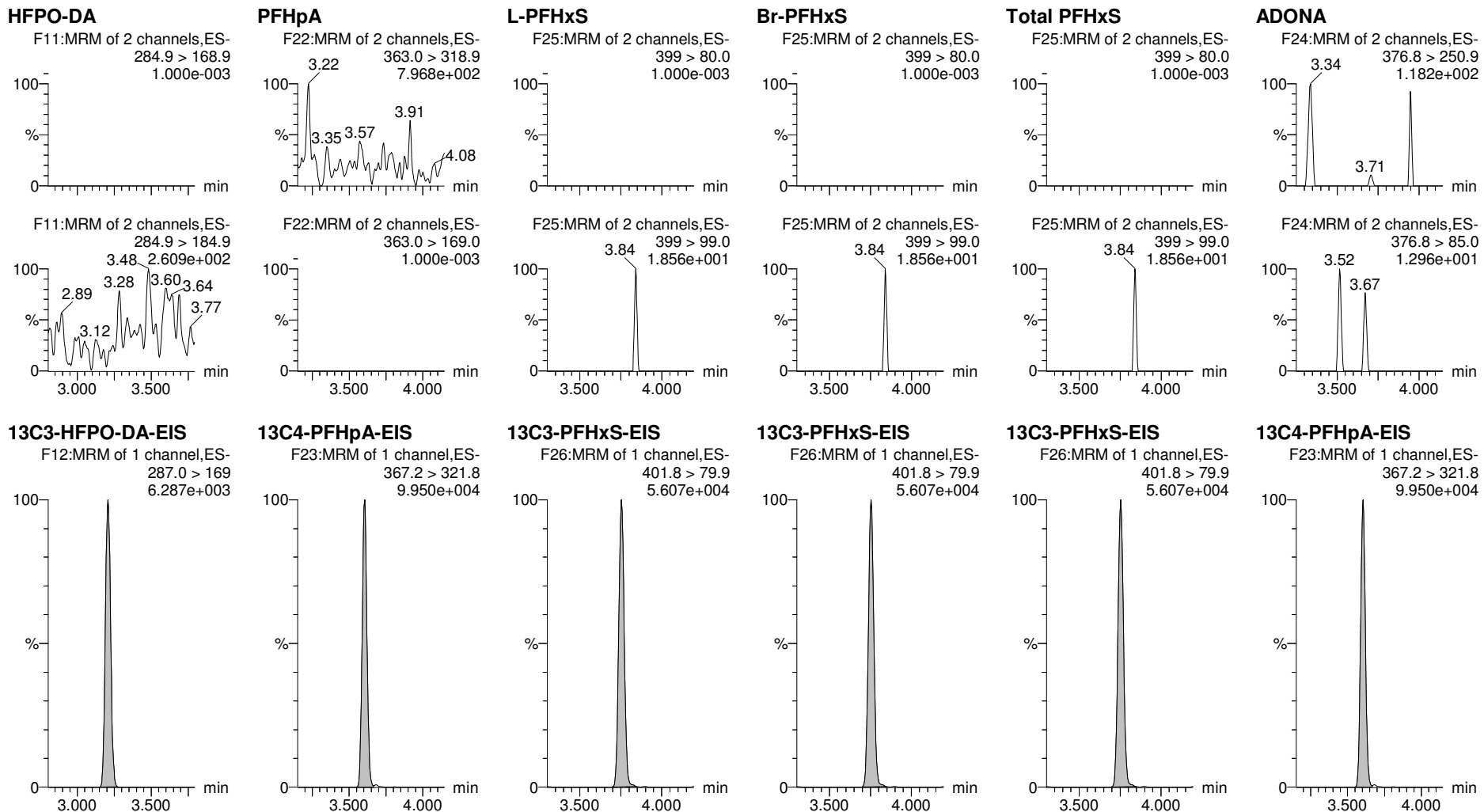


Dataset: M:\Projects\PFAS.PRO\Results\210515M2\210515M2-80.qld

Last Altered: Wednesday, July 07, 2021 15:53:37 Pacific Daylight Time

Printed: Wednesday, July 07, 2021 15:53:55 Pacific Daylight Time

Name: 210515M2_80, Date: 16-May-2021, Time: 03:34:40, ID: IB, Description: IB



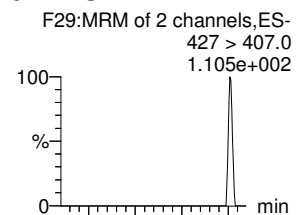
Dataset: M:\Projects\PFAS.PRO\Results\210515M2\210515M2-80.qld

Last Altered: Wednesday, July 07, 2021 15:53:37 Pacific Daylight Time

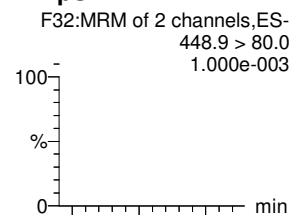
Printed: Wednesday, July 07, 2021 15:53:55 Pacific Daylight Time

Name: 210515M2_80, Date: 16-May-2021, Time: 03:34:40, ID: IB, Description: IB

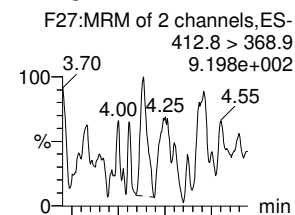
6:2 FTS



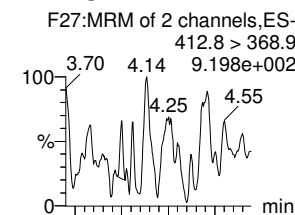
PFHpS



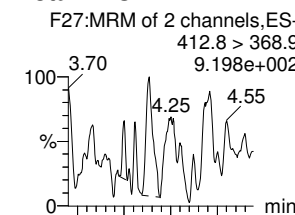
L-PFOA



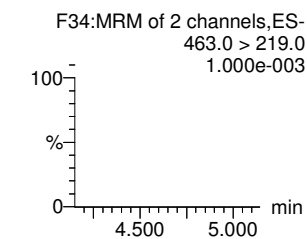
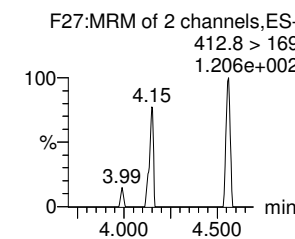
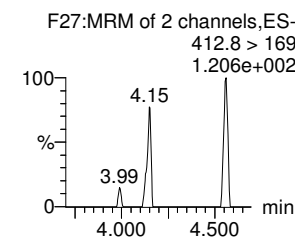
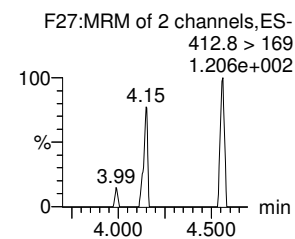
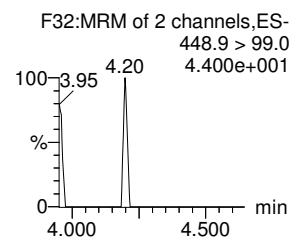
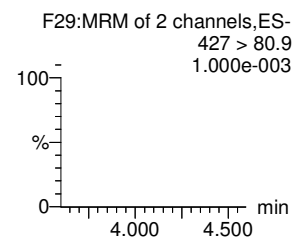
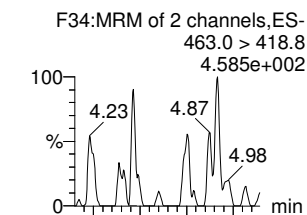
Br-PFOA



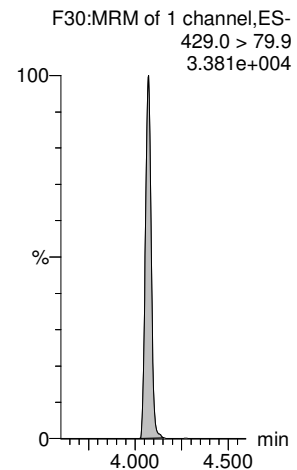
Total PFOA



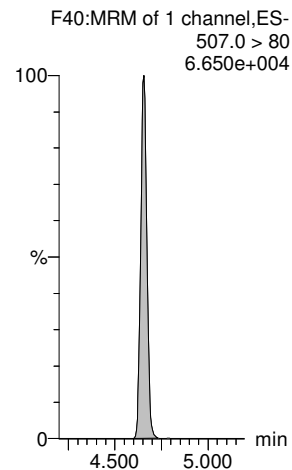
PFNA



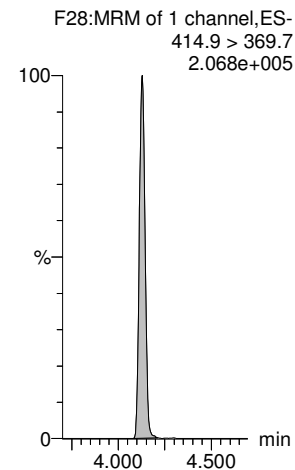
13C2-6:2 FTS-EIS



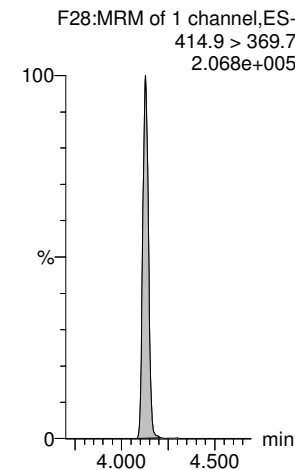
13C8-PFOS-EIS



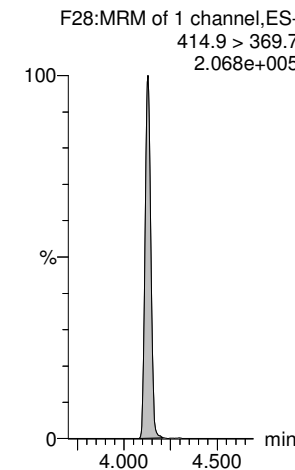
13C2-PFOA-EIS



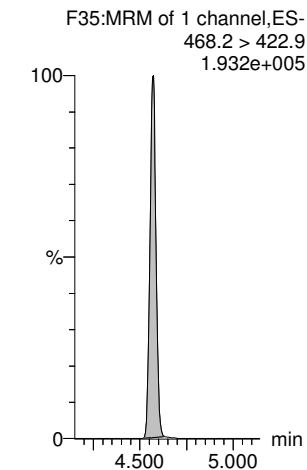
13C2-PFOA-EIS



13C2-PFOA-EIS



13C5-PFNA-EIS



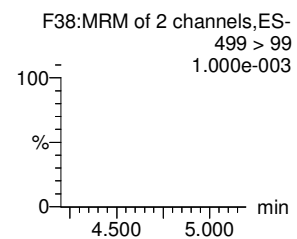
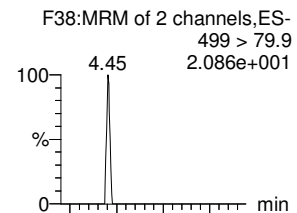
Dataset: M:\Projects\PFAS.PRO\Results\210515M2\210515M2-80.qld

Last Altered: Wednesday, July 07, 2021 15:53:37 Pacific Daylight Time

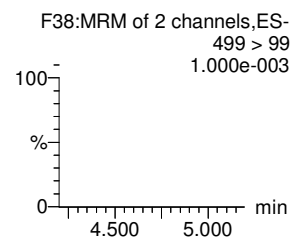
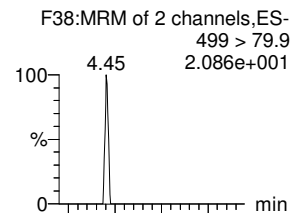
Printed: Wednesday, July 07, 2021 15:53:55 Pacific Daylight Time

Name: 210515M2_80, Date: 16-May-2021, Time: 03:34:40, ID: IB, Description: IB

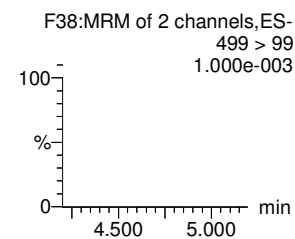
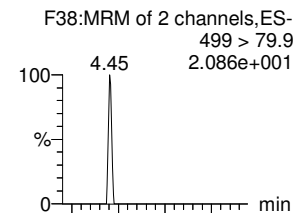
L-PFOS



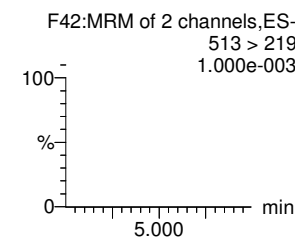
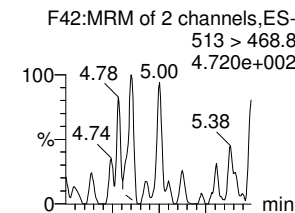
Br-PFOS



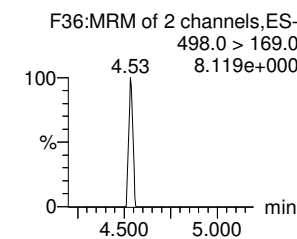
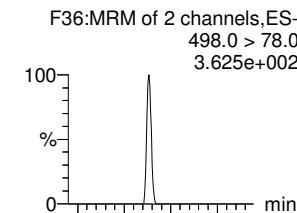
Total PFOS



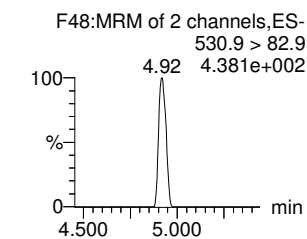
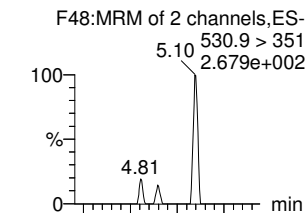
PFDA



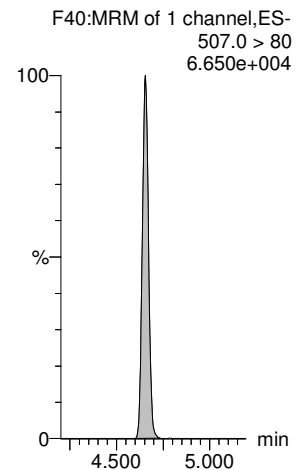
PFOSA



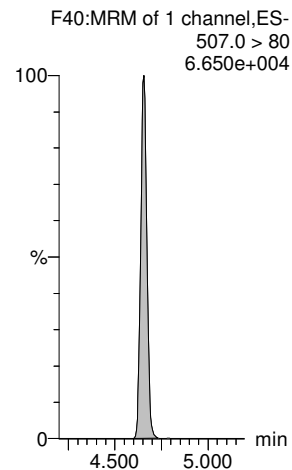
9CI-PF3ONS



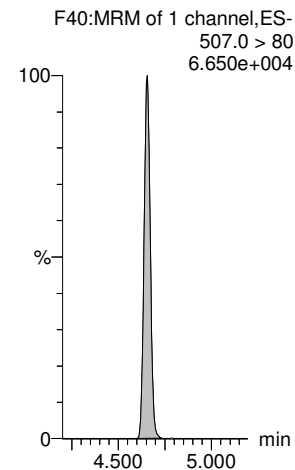
13C8-PFOS-EIS



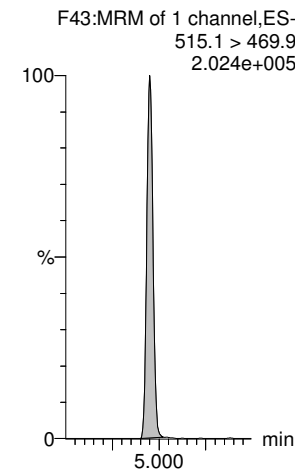
13C8-PFOS-EIS



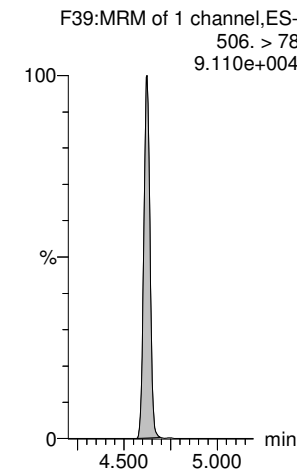
13C8-PFOS-EIS



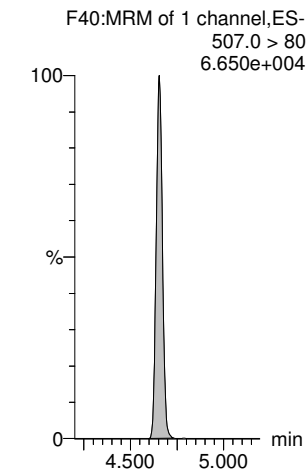
13C2-PFDA-EIS



13C8-PFOSA-EIS



13C8-PFOS-EIS

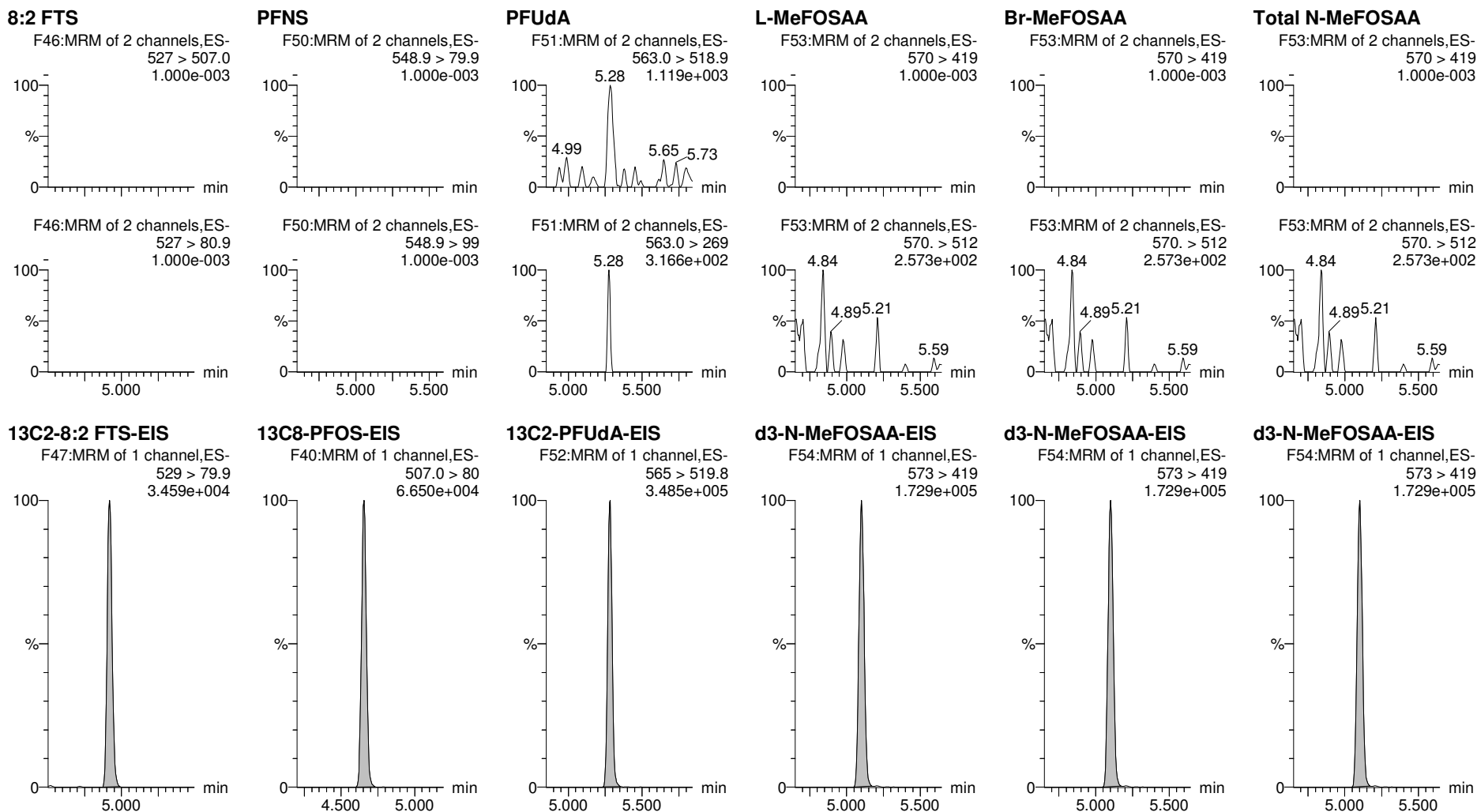


Dataset: M:\Projects\PFAS.PRO\Results\210515M2\210515M2-80.qld

Last Altered: Wednesday, July 07, 2021 15:53:37 Pacific Daylight Time

Printed: Wednesday, July 07, 2021 15:53:55 Pacific Daylight Time

Name: 210515M2_80, Date: 16-May-2021, Time: 03:34:40, ID: IB, Description: IB



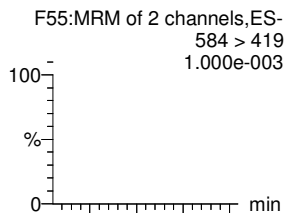
Dataset: M:\Projects\PFAS.PRO\Results\210515M2\210515M2-80.qld

Last Altered: Wednesday, July 07, 2021 15:53:37 Pacific Daylight Time

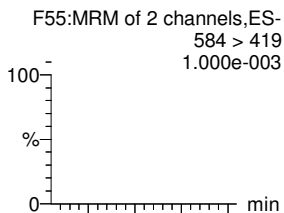
Printed: Wednesday, July 07, 2021 15:53:55 Pacific Daylight Time

Name: 210515M2_80, Date: 16-May-2021, Time: 03:34:40, ID: IB, Description: IB

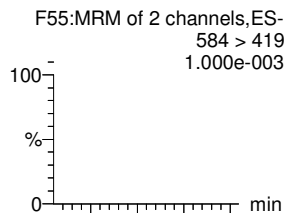
L-EtFOSAA



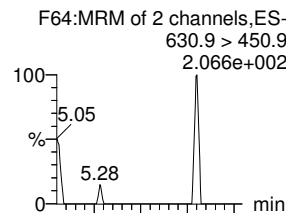
Br-ETFOSAA



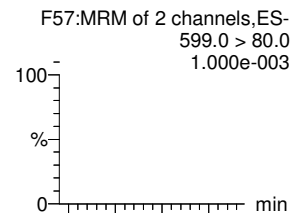
Total N-EtFOSAA



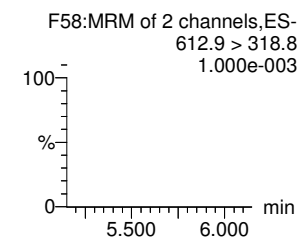
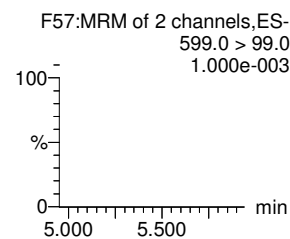
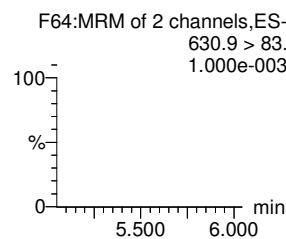
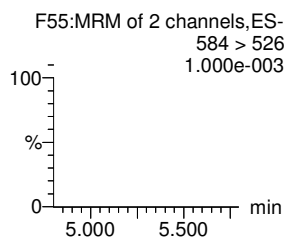
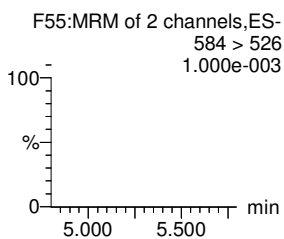
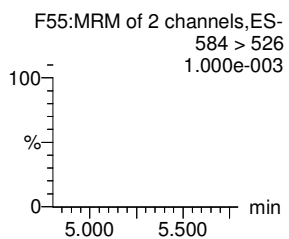
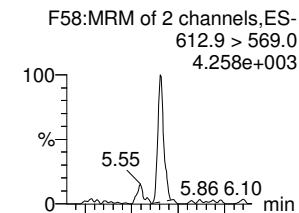
11Cl-PF3OUdS



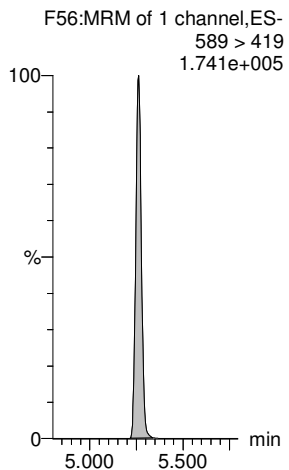
PFDS



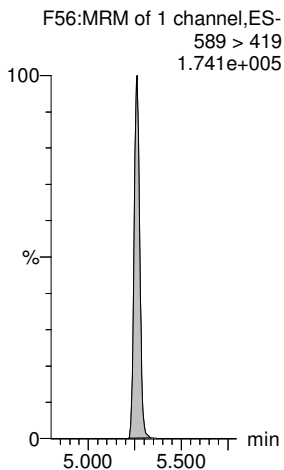
PFDoA



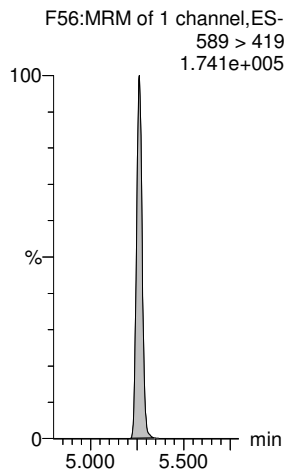
d5-N-EtFOSAA-EIS



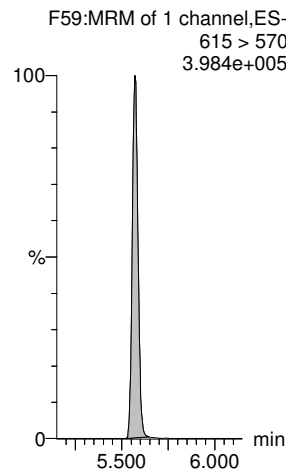
d5-N-EtFOSAA-EIS



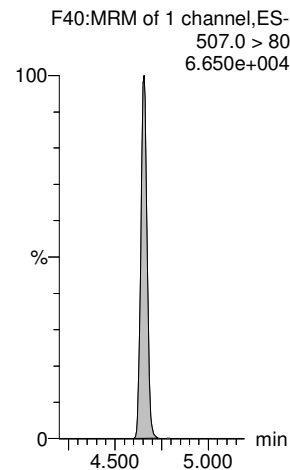
d5-N-EtFOSAA-EIS



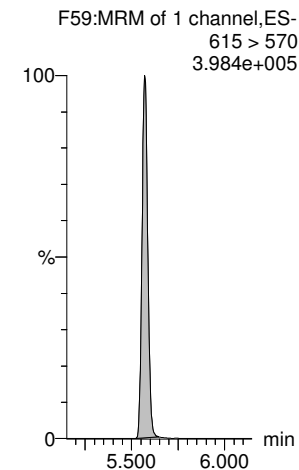
13C2-PFDoA-EIS



13C8-PFOS-EIS



13C2-PFDoA-EIS



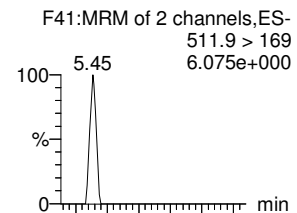
Dataset: M:\Projects\PFAS.PRO\Results\210515M2\210515M2-80.qld

Last Altered: Wednesday, July 07, 2021 15:53:37 Pacific Daylight Time

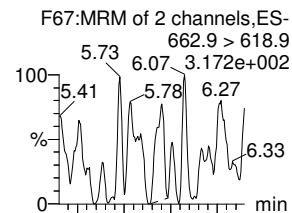
Printed: Wednesday, July 07, 2021 15:53:55 Pacific Daylight Time

Name: 210515M2_80, Date: 16-May-2021, Time: 03:34:40, ID: IB, Description: IB

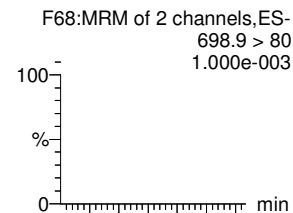
N-MeFOSA



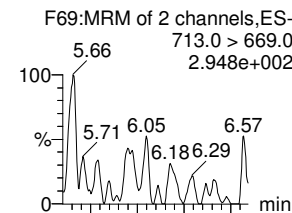
PFTrDA



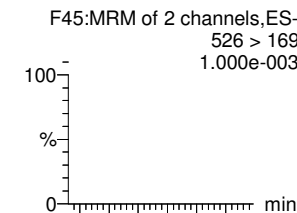
PFDoS



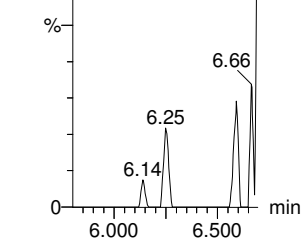
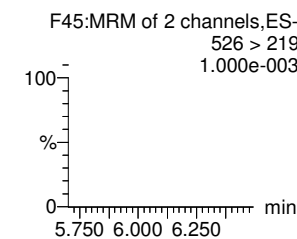
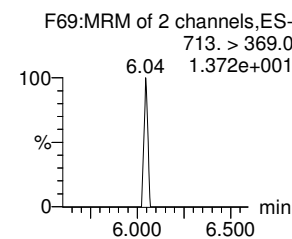
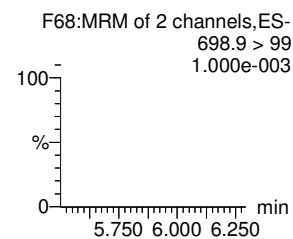
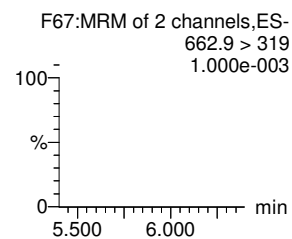
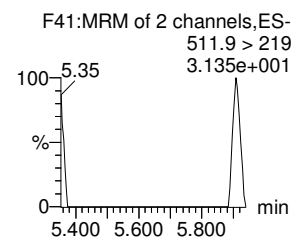
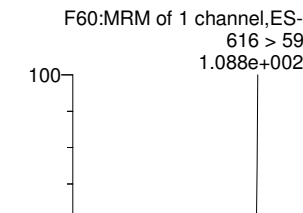
PFTeDA



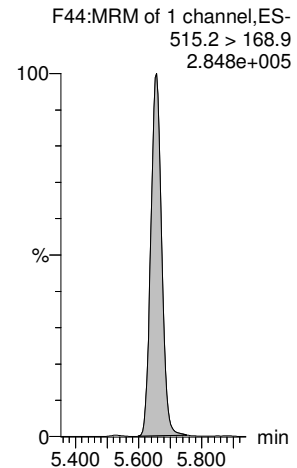
N-EtFOSA



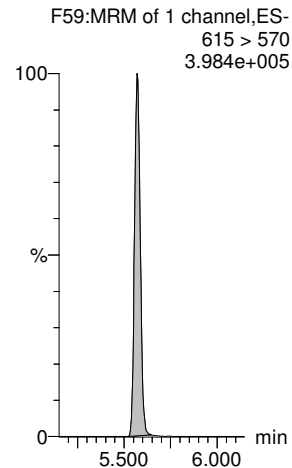
N-MeFOSE



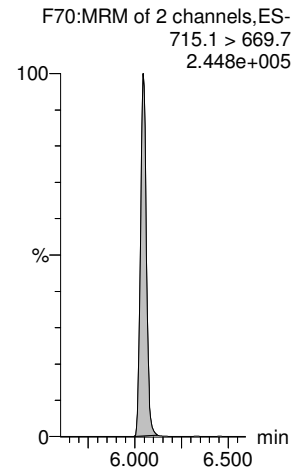
d3-N-MeFOSA-EIS



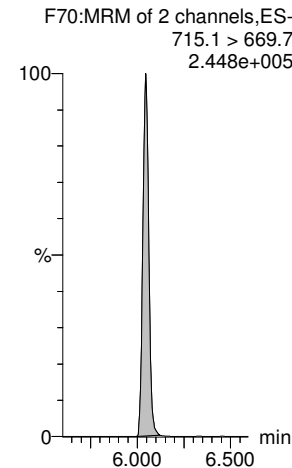
13C2-PFDoS-EIS



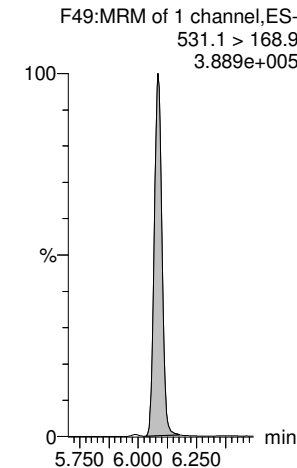
13C2-PFTeDA-EIS



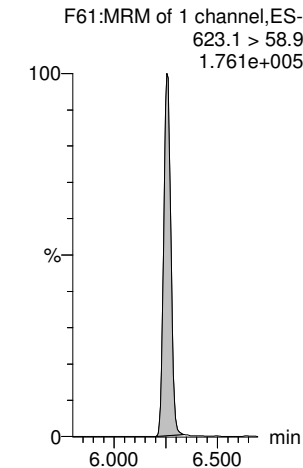
13C2-PFTeDA-EIS



d5-N-ETFOSE-EIS



d7-N-MeFOSE-EIS



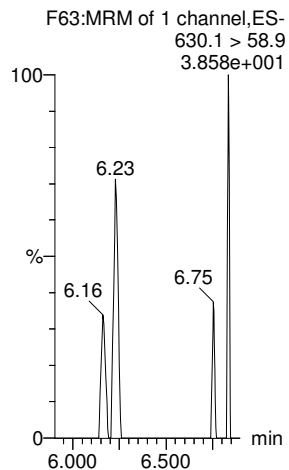
Dataset: M:\Projects\PFAS.PRO\Results\210515M2\210515M2-80.qld

Last Altered: Wednesday, July 07, 2021 15:53:37 Pacific Daylight Time

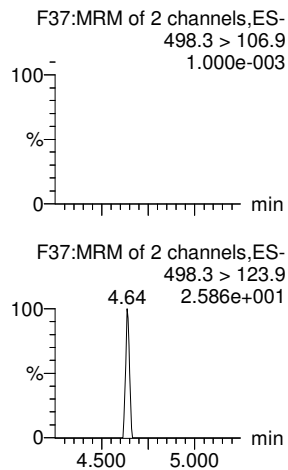
Printed: Wednesday, July 07, 2021 15:53:55 Pacific Daylight Time

Name: 210515M2_80, Date: 16-May-2021, Time: 03:34:40, ID: IB, Description: IB

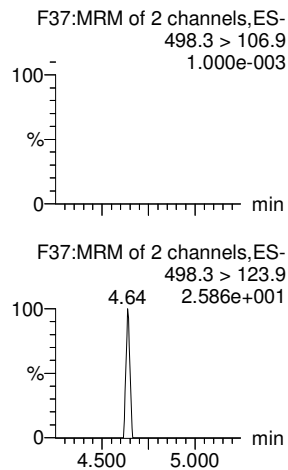
N-EtFOSE



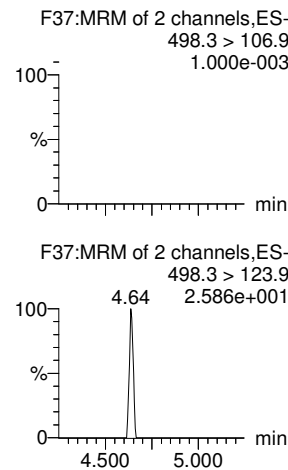
TDCA



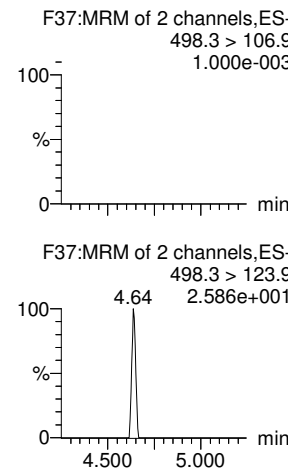
TDCA



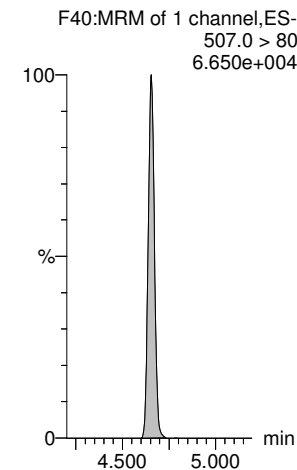
TDCA



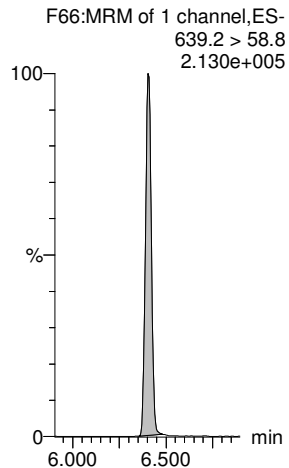
TDCA



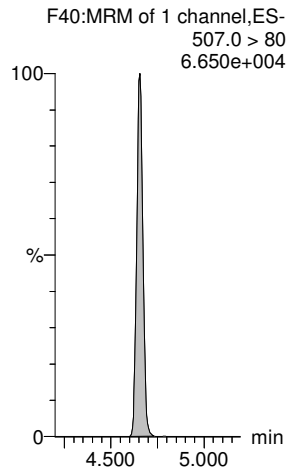
13C8-PFOS-EIS



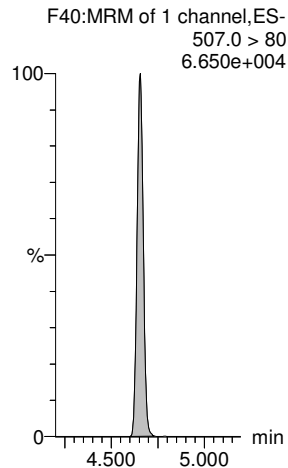
d9-N-EtFOSE-EIS



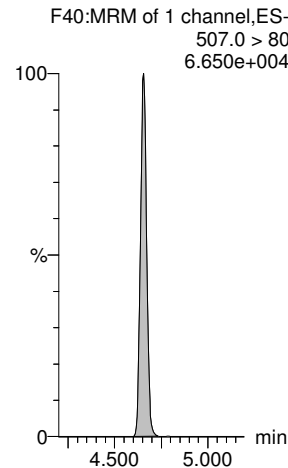
13C8-PFOS-EIS



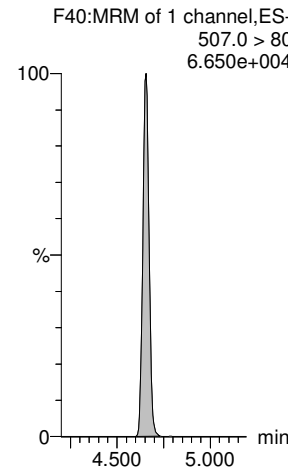
13C8-PFOS-EIS



13C8-PFOS-EIS



13C8-PFOS-EIS



INITIAL CALIBRATION

Dataset: F:\Projects\PFAS.PRO\Results\210515M2\210515M2-CRV.qld

Last Altered: Monday, May 17, 2021 09:24:52 Pacific Daylight Time

Printed: Monday, May 17, 2021 09:27:20 Pacific Daylight Time

VY 5/17/2021

Method: F:\Projects\PFAS.PRO\MethDB\PFAS_FULL_80C_051521.mdb 17 May 2021 08:41:05
 Calibration: F:\Projects\PFAS.PRO\CurveDB\C18_VAL-PFAS_Q4_05-15-21.cdb 17 May 2021 09:24:52

Compound name: PFBA

Coefficient of Determination: R² = 0.995960

Calibration curve: 8.97054e-005 * x² + 1.31442 * x + 0.101499

Response type: Internal Std (Ref 51), Area * (IS Conc. / IS Area)

Curve type: 2nd Order, Origin: Include, Weighting: 1/x, Axis trans: None

#	Name	Type	Std. Conc	RT	Area	IS Area	Response	Conc.	%Dev	Conc. Flag	CoD	CoD Flag	x=excluded
1	1 210515M2_8	Standard	0.250	1.27	91.988	3216.164	0.358	0.19	-22.1	NO	0.996	NO	MM
2	2 210515M2_9	Standard	0.500	1.26	210.169	3194.752	0.822	0.55	9.7	NO	0.996	NO	MM
3	3 210515M2_10	Standard	1.000	1.27	361.541	2884.994	1.566	1.11	11.4	NO	0.996	NO	MM
4	4 210515M2_11	Standard	2.000	1.26	684.407	2843.803	3.008	2.21	10.6	NO	0.996	NO	MM
5	5 210515M2_12	Standard	5.000	1.26	1666.117	2907.611	7.163	5.37	7.4	NO	0.996	NO	MM
6	6 210515M2_13	Standard	10.000	1.27	3262.587	2952.079	13.815	10.43	4.3	NO	0.996	NO	bb
7	7 210515M2_14	Standard	50.000	1.27	17616.318	3085.216	71.374	54.02	8.0	NO	0.996	NO	bb
8	8 210515M2_15	Standard	100.000	1.27	31083.662	2686.482	144.630	109.14	9.1	NO	0.996	NO	bb
9	9 210515M2_16	Standard	250.000	1.27	76255.922	3152.905	302.324	226.43	-9.4	NO	0.996	NO	MM
10	10 210515M2_17	Standard	500.000	1.27	147195.547	2656.022	692.744	509.26	1.9	NO	0.996	NO	bb

Compound name: PFPrS

Coefficient of Determination: R² = 0.996349

Calibration curve: 0.000633122 * x² + 1.63531 * x + 0.0287035

Response type: Internal Std (Ref 53), Area * (IS Conc. / IS Area)

Curve type: 2nd Order, Origin: Include, Weighting: 1/x, Axis trans: None

#	Name	Type	Std. Conc	RT	Area	IS Area	Response	Conc.	%Dev	Conc. Flag	CoD	CoD Flag	x=excluded
1	1 210515M2_8	Standard	0.250	1.58	30.643	1134.059	0.338	0.19	-24.4	NO	0.996	NO	MM
2	2 210515M2_9	Standard	0.500	1.59	66.302	1082.463	0.766	0.45	-9.9	NO	0.996	NO	MM
3	3 210515M2_10	Standard	1.000	1.59	149.827	1022.397	1.832	1.10	10.2	NO	0.996	NO	bb
4	4 210515M2_11	Standard	2.000	1.59	286.827	978.992	3.662	2.22	11.0	NO	0.996	NO	MM
5	5 210515M2_12	Standard	5.000	1.59	722.016	1020.876	8.841	5.38	7.5	NO	0.996	NO	MM
6	6 210515M2_13	Standard	10.000	1.59	1438.869	1077.998	16.685	10.15	1.5	NO	0.996	NO	MM
7	7 210515M2_14	Standard	50.000	1.59	7797.229	1070.209	91.071	54.52	9.0	NO	0.996	NO	bb
8	8 210515M2_15	Standard	100.000	1.59	13672.672	919.187	185.934	109.08	9.1	NO	0.996	NO	MM
9	9 210515M2_16	Standard	250.000	1.59	33176.953	1020.145	406.523	228.38	-8.6	NO	0.996	NO	bb
10	10 210515M2_17	Standard	500.000	1.59	62366.254	785.131	992.928	507.46	1.5	NO	0.996	NO	MM

Dataset: F:\Projects\PFAS.PRO\Results\210515M2\210515M2-CRV.qld

Last Altered: Monday, May 17, 2021 09:24:52 Pacific Daylight Time

Printed: Monday, May 17, 2021 09:27:20 Pacific Daylight Time

VY 5/17/2021

Compound name: PFMPA

Coefficient of Determination: R² = 0.999242

Calibration curve: 0.000505936 * x² + 0.415864 * x + 0.0284238

Response type: Internal Std (Ref 56), Area * (IS Conc. / IS Area)

Curve type: 2nd Order, Origin: Exclude, Weighting: 1/x, Axis trans: None

	# Name	Type	Std. Conc	RT	Area	IS Area	Response	Conc.	%Dev	Conc. Flag	CoD	CoD Flag	x=excluded
1	1 210515M2_8	Standard	0.250	1.63	54.217	6511.883	0.104	0.18	-27.3	NO	0.999	NO	MM
2	2 210515M2_9	Standard	0.500	1.63	148.574	6757.943	0.275	0.59	18.4	NO	0.999	NO	bb
3	3 210515M2_10	Standard	1.000	1.62	202.025	6208.326	0.407	0.91	-9.1	NO	0.999	NO	MM
4	4 210515M2_11	Standard	2.000	1.62	443.264	5876.355	0.943	2.19	9.7	NO	0.999	NO	bb
5	5 210515M2_12	Standard	5.000	1.62	1120.618	6015.428	2.329	5.49	9.9	NO	0.999	NO	MM
6	6 210515M2_13	Standard	10.000	1.62	2041.912	6016.358	4.242	10.01	0.1	NO	0.999	NO	bb
7	7 210515M2_14	Standard	50.000	1.62	11104.245	6432.151	21.580	48.91	-2.2	NO	0.999	NO	bb
8	8 210515M2_15	Standard	100.000	1.62	19970.701	5320.941	46.915	100.47	0.5	NO	0.999	NO	MM
9	9 210515M2_16	Standard	250.000	1.62	11326.147	6241.132	22.684	51.28	-79.5	YES	0.999	NO	MMX
10	10 210515M2_17	Standard	500.000	1.62	20003.018	4787.235	52.230	110.63	-77.9	YES	0.999	NO	bbX

Compound name: 3:3 FTCA

Coefficient of Determination: R² = 0.999209

Calibration curve: 0.000102598 * x² + 0.0748161 * x + -0.012418

Response type: Internal Std (Ref 52), Area * (IS Conc. / IS Area)

Curve type: 2nd Order, Origin: Exclude, Weighting: 1/x, Axis trans: None

	# Name	Type	Std. Conc	RT	Area	IS Area	Response	Conc.	%Dev	Conc. Flag	CoD	CoD Flag	x=excluded
1	1 210515M2_8	Standard	0.250	2.03	2.825	4073.175	0.009	0.28	12.7	NO	0.999	NO	MM
2	2 210515M2_9	Standard	0.500	2.04	5.751	4282.978	0.017	0.39	-22.0	NO	0.999	NO	MM
3	3 210515M2_10	Standard	1.000	2.05	22.971	3731.489	0.077	1.19	19.3	NO	0.999	NO	bb
4	4 210515M2_11	Standard	2.000	2.05	37.311	3550.607	0.131	1.92	-4.2	NO	0.999	NO	MM
5	5 210515M2_12	Standard	5.000	2.05	110.841	3832.681	0.361	4.96	-0.7	NO	0.999	NO	bb
6	6 210515M2_13	Standard	10.000	2.05	209.411	3777.792	0.693	9.31	-6.9	NO	0.999	NO	bb
7	7 210515M2_14	Standard	50.000	2.05	1310.571	4014.276	4.081	51.13	2.3	NO	0.999	NO	bb
8	8 210515M2_15	Standard	100.000	2.05	2275.728	3365.427	8.453	99.55	-0.4	NO	0.999	NO	bb
9	9 210515M2_16	Standard	250.000	2.05	1294.088	3933.981	4.112	51.49	-79.4	YES	0.999	NO	MMX
10	10 210515M2_17	Standard	500.000	2.05	2480.553	3310.899	9.365	109.04	-78.2	YES	0.999	NO	MMX

Dataset: F:\Projects\PFAS.PRO\Results\210515M2\210515M2-CRV.qld

Last Altered: Monday, May 17, 2021 09:24:52 Pacific Daylight Time

Printed: Monday, May 17, 2021 09:27:20 Pacific Daylight Time

VY 5/17/2021

Compound name: PFPeA

Coefficient of Determination: R² = 0.995007

Calibration curve: 5.10913e-005 * x² + 0.847997 * x + 0.103341

Response type: Internal Std (Ref 52), Area * (IS Conc. / IS Area)

Curve type: 2nd Order, Origin: Exclude, Weighting: 1/x, Axis trans: None

	# Name	Type	Std. Conc	RT	Area	IS Area	Response	Conc.	%Dev	Conc. Flag	CoD	CoD Flag	x=excluded
1	1 210515M2_8	Standard	0.250	2.19	85.516	4073.175	0.262	0.19	-25.0	NO	0.995	NO	MM
2	2 210515M2_9	Standard	0.500	2.20	153.805	4282.978	0.449	0.41	-18.5	NO	0.995	NO	MM
3	3 210515M2_10	Standard	1.000	2.19	304.061	3731.489	1.019	1.08	7.9	NO	0.995	NO	MM
4	4 210515M2_11	Standard	2.000	2.20	573.371	3550.607	2.019	2.26	12.9	NO	0.995	NO	bb
5	5 210515M2_12	Standard	5.000	2.19	1475.052	3832.681	4.811	5.55	11.0	NO	0.995	NO	bb
6	6 210515M2_13	Standard	10.000	2.20	2653.419	3777.792	8.780	10.23	2.3	NO	0.995	NO	MM
7	7 210515M2_14	Standard	50.000	2.20	14481.176	4014.276	45.093	52.89	5.8	NO	0.995	NO	MM
8	8 210515M2_15	Standard	100.000	2.19	25739.334	3365.427	95.602	111.86	11.9	NO	0.995	NO	MM
9	9 210515M2_16	Standard	250.000	2.19	60727.398	3933.981	192.958	224.39	-10.2	NO	0.995	NO	MM
10	10 210515M2_17	Standard	500.000	2.19	118066.758	3310.899	445.750	509.87	2.0	NO	0.995	NO	MM

Compound name: PFMBA

Coefficient of Determination: R² = 0.999818

Calibration curve: 0.000282729 * x² + 1.02089 * x + 0.0279408

Response type: Internal Std (Ref 52), Area * (IS Conc. / IS Area)

Curve type: 2nd Order, Origin: Exclude, Weighting: 1/x, Axis trans: None

	# Name	Type	Std. Conc	RT	Area	IS Area	Response	Conc.	%Dev	Conc. Flag	CoD	CoD Flag	x=excluded
1	1 210515M2_8	Standard	0.250	2.49	95.905	4073.175	0.294	0.26	4.4	NO	1.000	NO	bb
2	2 210515M2_9	Standard	0.500	2.49	158.527	4282.978	0.463	0.43	-14.8	NO	1.000	NO	bb
3	3 210515M2_10	Standard	1.000	2.49	316.184	3731.489	1.059	1.01	1.0	NO	1.000	NO	bb
4	4 210515M2_11	Standard	2.000	2.49	636.320	3550.607	2.240	2.17	8.3	NO	1.000	NO	bb
5	5 210515M2_12	Standard	5.000	2.49	1599.951	3832.681	5.218	5.08	1.5	NO	1.000	NO	bb
6	6 210515M2_13	Standard	10.000	2.49	3111.659	3777.792	10.296	10.03	0.3	NO	1.000	NO	MM
7	7 210515M2_14	Standard	50.000	2.49	16490.953	4014.276	51.351	49.59	-0.8	NO	1.000	NO	bb
8	8 210515M2_15	Standard	100.000	2.49	28309.398	3365.427	105.148	100.19	0.2	NO	1.000	NO	MM
9	9 210515M2_16	Standard	250.000	2.49	16466.127	3933.981	52.320	50.52	-79.8	YES	1.000	NO	bbX
10	10 210515M2_17	Standard	500.000	2.49	27313.523	3310.899	103.120	98.31	-80.3	YES	1.000	NO	MMX

Dataset: F:\Projects\PFAS.PRO\Results\210515M2\210515M2-CRV.qld

Last Altered: Monday, May 17, 2021 09:24:52 Pacific Daylight Time

Printed: Monday, May 17, 2021 09:27:20 Pacific Daylight Time

VY 5/17/2021

Compound name: PFBS

Coefficient of Determination: R² = 0.996134

Calibration curve: 0.000493872 * x² + 1.62491 * x + 0.090605

Response type: Internal Std (Ref 53), Area * (IS Conc. / IS Area)

Curve type: 2nd Order, Origin: Include, Weighting: 1/x, Axis trans: None

	# Name	Type	Std. Conc	RT	Area	IS Area	Response	Conc.	%Dev	Conc. Flag	CoD	CoD Flag	x=excluded
1	1 210515M2_8	Standard	0.250	2.47	37.638	1134.059	0.415	0.20	-20.2	NO	0.996	NO	MM
2	2 210515M2_9	Standard	0.500	2.48	79.268	1082.463	0.915	0.51	1.5	NO	0.996	NO	bb
3	3 210515M2_10	Standard	1.000	2.48	139.664	1022.397	1.708	0.99	-0.5	NO	0.996	NO	bb
4	4 210515M2_11	Standard	2.000	2.48	298.928	978.992	3.817	2.29	14.6	NO	0.996	NO	bb
5	5 210515M2_12	Standard	5.000	2.48	742.197	1020.876	9.088	5.53	10.6	NO	0.996	NO	bb
6	6 210515M2_13	Standard	10.000	2.48	1493.526	1077.998	17.318	10.57	5.7	NO	0.996	NO	MM
7	7 210515M2_14	Standard	50.000	2.48	7756.069	1070.209	90.591	54.78	9.6	NO	0.996	NO	bb
8	8 210515M2_15	Standard	100.000	2.48	13389.323	919.187	182.081	108.43	8.4	NO	0.996	NO	bb
9	9 210515M2_16	Standard	250.000	2.48	32248.041	1020.145	395.140	227.40	-9.0	NO	0.996	NO	MM
10	10 210515M2_17	Standard	500.000	2.48	59876.863	785.131	953.294	508.14	1.6	NO	0.996	NO	MM

Compound name: PFEESA

Coefficient of Determination: R² = 0.999652

Calibration curve: 0.00116387 * x² + 2.01808 * x + 0.0156782

Response type: Internal Std (Ref 53), Area * (IS Conc. / IS Area)

Curve type: 2nd Order, Origin: Include, Weighting: 1/x, Axis trans: None

	# Name	Type	Std. Conc	RT	Area	IS Area	Response	Conc.	%Dev	Conc. Flag	CoD	CoD Flag	x=excluded
1	1 210515M2_8	Standard	0.250	2.83	35.345	1134.059	0.390	0.19	-25.9	NO	1.000	NO	bb
2	2 210515M2_9	Standard	0.500	2.83	108.232	1082.463	1.250	0.61	22.3	NO	1.000	NO	bb
3	3 210515M2_10	Standard	1.000	2.83	168.911	1022.397	2.065	1.01	1.5	NO	1.000	NO	bb
4	4 210515M2_11	Standard	2.000	2.83	332.691	978.992	4.248	2.09	4.7	NO	1.000	NO	bb
5	5 210515M2_12	Standard	5.000	2.83	857.333	1020.876	10.498	5.18	3.6	NO	1.000	NO	bb
6	6 210515M2_13	Standard	10.000	2.83	1700.621	1077.998	19.720	9.71	-2.9	NO	1.000	NO	bb
7	7 210515M2_14	Standard	50.000	2.83	8868.750	1070.209	103.587	49.89	-0.2	NO	1.000	NO	bb
8	8 210515M2_15	Standard	100.000	2.83	15708.495	919.187	213.619	100.07	0.1	NO	1.000	NO	MM
9	9 210515M2_16	Standard	250.000	2.83	9143.137	1020.145	112.032	53.84	-78.5	YES	1.000	NO	MMX
10	10 210515M2_17	Standard	500.000	2.83	16486.592	785.131	262.482	121.54	-75.7	YES	1.000	NO	MMX

Dataset: F:\Projects\PFAS.PRO\Results\210515M2\210515M2-CRV.qld

Last Altered: Monday, May 17, 2021 09:24:52 Pacific Daylight Time

Printed: Monday, May 17, 2021 09:27:20 Pacific Daylight Time

VY 5/17/2021

Compound name: NFDHA

Coefficient of Determination: R² = 0.999709

Calibration curve: 0.00048546 * x² + 0.657168 * x + 0.0454092

Response type: Internal Std (Ref 56), Area * (IS Conc. / IS Area)

Curve type: 2nd Order, Origin: Exclude, Weighting: 1/x, Axis trans: None

	# Name	Type	Std. Conc	RT	Area	IS Area	Response	Conc.	%Dev	Conc. Flag	CoD	CoD Flag	x=excluded
1	1 210515M2_8	Standard	0.250	2.91	96.764	6511.883	0.186	0.21	-14.6	NO	1.000	NO	bb
2	2 210515M2_9	Standard	0.500	2.91	202.002	6757.943	0.374	0.50	-0.1	NO	1.000	NO	bb
3	3 210515M2_10	Standard	1.000	2.91	358.419	6208.326	0.722	1.03	2.8	NO	1.000	NO	bb
4	4 210515M2_11	Standard	2.000	2.91	682.425	5876.355	1.452	2.14	6.8	NO	1.000	NO	bb
5	5 210515M2_12	Standard	5.000	2.91	1710.903	6015.428	3.555	5.32	6.4	NO	1.000	NO	bb
6	6 210515M2_13	Standard	10.000	2.91	3205.536	6016.358	6.660	9.99	-0.1	NO	1.000	NO	MM
7	7 210515M2_14	Standard	50.000	2.91	17269.420	6432.151	33.561	49.21	-1.6	NO	1.000	NO	MM
8	8 210515M2_15	Standard	100.000	2.91	30173.252	5320.941	70.883	100.35	0.4	NO	1.000	NO	MM
9	9 210515M2_16	Standard	250.000	2.91	17420.502	6241.132	34.891	51.09	-79.6	YES	1.000	NO	bbX
10	10 210515M2_17	Standard	500.000	2.91	31070.170	4787.235	81.128	113.81	-77.2	YES	1.000	NO	bbX

Compound name: 4:2 FTS

Coefficient of Determination: R² = 0.997764

Calibration curve: -0.00406192 * x² + 3.8534 * x + -0.357203

Response type: Internal Std (Ref 55), Area * (IS Conc. / IS Area)

Curve type: 2nd Order, Origin: Exclude, Weighting: 1/x, Axis trans: None

	# Name	Type	Std. Conc	RT	Area	IS Area	Response	Conc.	%Dev	Conc. Flag	CoD	CoD Flag	x=excluded
1	1 210515M2_8	Standard	0.250	2.92	60.406	1216.974	0.620	0.25	1.5	NO	0.998	NO	bb
2	2 210515M2_9	Standard	0.500	2.92	186.031	1239.704	1.876	0.58	16.0	NO	0.998	NO	bb
3	3 210515M2_10	Standard	1.000	2.92	286.909	1026.352	3.494	1.00	0.1	NO	0.998	NO	MM
4	4 210515M2_11	Standard	2.000	2.92	594.264	1042.868	7.123	1.95	-2.7	NO	0.998	NO	bb
5	5 210515M2_12	Standard	5.000	2.92	1460.220	1046.346	17.444	4.64	-7.2	NO	0.998	NO	bb
6	6 210515M2_13	Standard	10.000	2.92	2799.315	993.219	35.230	9.33	-6.7	NO	0.998	NO	bb
7	7 210515M2_14	Standard	50.000	2.92	13525.525	992.627	170.325	46.58	-6.8	NO	0.998	NO	MM
8	8 210515M2_15	Standard	100.000	2.92	21538.707	735.123	366.243	107.27	7.3	NO	0.998	NO	bb
9	9 210515M2_16	Standard	250.000	2.92	49506.148	880.430	702.869	246.59	-1.4	NO	0.998	NO	MM
10	10 210515M2_17	Standard	500.000	2.92	87316.453	729.024	1497.146			NO	0.998	NO	MMXI

Dataset: F:\Projects\PFAS.PRO\Results\210515M2\210515M2-CRV.qld

Last Altered: Monday, May 17, 2021 09:24:52 Pacific Daylight Time

Printed: Monday, May 17, 2021 09:27:20 Pacific Daylight Time

VY 5/17/2021

Compound name: PFHxA

Coefficient of Determination: R² = 0.994788

Calibration curve: 0.000181909 * x² + 1.01557 * x + 0.232122

Response type: Internal Std (Ref 56), Area * (IS Conc. / IS Area)

Curve type: 2nd Order, Origin: Exclude, Weighting: 1/x, Axis trans: None

	# Name	Type	Std. Conc	RT	Area	IS Area	Response	Conc.	%Dev	Conc. Flag	CoD	CoD Flag	x=excluded
1	1 210515M2_8	Standard	0.250	3.01	253.024	6511.883	0.486	0.25	-0.1	NO	0.995	NO	MM
2	2 210515M2_9	Standard	0.500	3.01	347.384	6757.943	0.643	0.40	-19.2	NO	0.995	NO	MM
3	3 210515M2_10	Standard	1.000	3.01	569.447	6208.326	1.147	0.90	-10.0	NO	0.995	NO	bb
4	4 210515M2_11	Standard	2.000	3.01	1056.748	5876.355	2.248	1.98	-0.8	NO	0.995	NO	bb
5	5 210515M2_12	Standard	5.000	3.01	2802.289	6015.428	5.823	5.50	10.0	NO	0.995	NO	bb
6	6 210515M2_13	Standard	10.000	3.01	5496.341	6016.358	11.420	10.99	9.9	NO	0.995	NO	MM
7	7 210515M2_14	Standard	50.000	3.01	28290.100	6432.151	54.978	53.40	6.8	NO	0.995	NO	MM
8	8 210515M2_15	Standard	100.000	3.01	49391.422	5320.941	116.031	111.78	11.8	NO	0.995	NO	MM
9	9 210515M2_16	Standard	250.000	3.01	118198.922	6241.132	236.734	223.90	-10.4	NO	0.995	NO	MM
10	10 210515M2_17	Standard	500.000	3.01	216389.406	4787.235	565.017	509.61	1.9	NO	0.995	NO	MM

Compound name: PFPeS

Coefficient of Determination: R² = 0.993998

Calibration curve: 0.000102925 * x² + 1.75761 * x + 0.177219

Response type: Internal Std (Ref 53), Area * (IS Conc. / IS Area)

Curve type: 2nd Order, Origin: Include, Weighting: 1/x, Axis trans: None

	# Name	Type	Std. Conc	RT	Area	IS Area	Response	Conc.	%Dev	Conc. Flag	CoD	CoD Flag	x=excluded
1	1 210515M2_8	Standard	0.250	3.20	50.292	1134.059	0.554	0.21	-14.2	NO	0.994	NO	bb
2	2 210515M2_9	Standard	0.500	3.20	113.458	1082.463	1.310	0.64	28.9	NO	0.994	NO	bb
3	3 210515M2_10	Standard	1.000	3.20	137.649	1022.397	1.683	0.86	-14.3	NO	0.994	NO	bb
4	4 210515M2_11	Standard	2.000	3.20	317.566	978.992	4.055	2.21	10.3	NO	0.994	NO	bb
5	5 210515M2_12	Standard	5.000	3.20	821.218	1020.876	10.055	5.62	12.4	NO	0.994	NO	bb
6	6 210515M2_13	Standard	10.000	3.20	1607.583	1077.998	18.641	10.50	5.0	NO	0.994	NO	MM
7	7 210515M2_14	Standard	50.000	3.20	8390.527	1070.209	98.001	55.48	11.0	NO	0.994	NO	bb
8	8 210515M2_15	Standard	100.000	3.19	14386.480	919.187	195.641	110.50	10.5	NO	0.994	NO	bb
9	9 210515M2_16	Standard	250.000	3.20	32173.457	1020.145	394.227	221.33	-11.5	NO	0.994	NO	bb
10	10 210515M2_17	Standard	500.000	3.19	58154.609	785.131	925.874	511.37	2.3	NO	0.994	NO	bb

Dataset: F:\Projects\PFAS.PRO\Results\210515M2\210515M2-CRV.qld

Last Altered: Monday, May 17, 2021 09:24:52 Pacific Daylight Time

Printed: Monday, May 17, 2021 09:27:20 Pacific Daylight Time

VY 5/17/2021

Compound name: HFPO-DA

Coefficient of Determination: R² = 0.997078

Calibration curve: -0.000589006 * x² + 1.33389 * x + -0.150023

Response type: Internal Std (Ref 54), Area * (IS Conc. / IS Area)

Curve type: 2nd Order, Origin: Include, Weighting: 1/x, Axis trans: None

	# Name	Type	Std. Conc	RT	Area	IS Area	Response	Conc.	%Dev	Conc. Flag	CoD	CoD Flag	x=excluded
1	1 210515M2_8	Standard	0.250	3.20	5.149	304.613	0.211	0.27	8.4	NO	0.997	NO	bb
2	2 210515M2_9	Standard	0.500	3.21	11.055	254.434	0.543	0.52	4.0	NO	0.997	NO	bb
3	3 210515M2_10	Standard	1.000	3.21	18.791	276.353	0.850	0.75	-25.0	NO	0.997	NO	bb
4	4 210515M2_11	Standard	2.000	3.21	31.663	220.510	1.795	1.46	-27.1	NO	0.997	NO	bb
5	5 210515M2_12	Standard	5.000	3.21	124.868	229.261	6.808	5.23	4.6	NO	0.997	NO	bb
6	6 210515M2_13	Standard	10.000	3.21	210.885	242.300	10.879	8.30	-17.0	NO	0.997	NO	bb
7	7 210515M2_14	Standard	50.000	3.21	1269.568	238.745	66.471	51.10	2.2	NO	0.997	NO	bb
8	8 210515M2_15	Standard	100.000	3.21	2091.511	188.050	139.026	109.65	9.6	NO	0.997	NO	bb
9	9 210515M2_16	Standard	250.000	3.21	5125.430	227.908	281.113	235.31	-5.9	NO	0.997	NO	MM
10	10 210515M2_17	Standard	500.000	3.21	8751.521	208.443	524.815	507.11	1.4	NO	0.997	NO	MM

Compound name: 5:3 FTCA

Coefficient of Determination: R² = 0.999252

Calibration curve: 0.000106943 * x² + 0.390567 * x + 0.0260867

Response type: Internal Std (Ref 57), Area * (IS Conc. / IS Area)

Curve type: 2nd Order, Origin: Exclude, Weighting: 1/x, Axis trans: None

	# Name	Type	Std. Conc	RT	Area	IS Area	Response	Conc.	%Dev	Conc. Flag	CoD	CoD Flag	x=excluded
1	1 210515M2_8	Standard	0.250	3.54	33.045	3859.766	0.107	0.21	-17.1	NO	0.999	NO	bb
2	2 210515M2_9	Standard	0.500	3.54	79.618	4069.732	0.245	0.56	11.8	NO	0.999	NO	bb
3	3 210515M2_10	Standard	1.000	3.55	101.274	3331.907	0.380	0.91	-9.4	NO	0.999	NO	MM
4	4 210515M2_11	Standard	2.000	3.54	230.730	3343.608	0.863	2.14	7.0	NO	0.999	NO	bb
5	5 210515M2_12	Standard	5.000	3.54	595.865	3362.616	2.215	5.60	11.9	NO	0.999	NO	MM
6	6 210515M2_13	Standard	10.000	3.54	1079.250	3537.351	3.814	9.67	-3.3	NO	0.999	NO	bb
7	7 210515M2_14	Standard	50.000	3.54	5765.918	3684.309	19.562	49.35	-1.3	NO	0.999	NO	MM
8	8 210515M2_15	Standard	100.000	3.54	10076.419	3126.815	40.282	100.32	0.3	NO	0.999	NO	bb
9	9 210515M2_16	Standard	250.000	3.54	5881.740	3493.115	21.048	53.05	-78.8	YES	0.999	NO	bbX
10	10 210515M2_17	Standard	500.000	3.54	10555.151	2755.554	47.881	118.67	-76.3	YES	0.999	NO	bbX

Dataset: F:\Projects\PFAS.PRO\Results\210515M2\210515M2-CRV.qld

Last Altered: Monday, May 17, 2021 09:24:52 Pacific Daylight Time

Printed: Monday, May 17, 2021 09:27:20 Pacific Daylight Time

VY 5/17/2021

Compound name: PFHpA

Coefficient of Determination: R² = 0.996804

Calibration curve: 7.30354e-005 * x² + 1.14301 * x + 0.0937207

Response type: Internal Std (Ref 57), Area * (IS Conc. / IS Area)

Curve type: 2nd Order, Origin: Include, Weighting: 1/x, Axis trans: None

	# Name	Type	Std. Conc	RT	Area	IS Area	Response	Conc.	%Dev	Conc. Flag	CoD	CoD Flag	x=excluded
1	1 210515M2_8	Standard	0.250	3.61	91.961	3859.766	0.298	0.18	-28.6	NO	0.997	NO	bb
2	2 210515M2_9	Standard	0.500	3.60	238.529	4069.732	0.733	0.56	11.8	NO	0.997	NO	bb
3	3 210515M2_10	Standard	1.000	3.61	382.513	3331.907	1.435	1.17	17.3	NO	0.997	NO	bb
4	4 210515M2_11	Standard	2.000	3.61	685.357	3343.608	2.562	2.16	8.0	NO	0.997	NO	bb
5	5 210515M2_12	Standard	5.000	3.61	1742.112	3362.616	6.476	5.58	11.6	NO	0.997	NO	bb
6	6 210515M2_13	Standard	10.000	3.61	3425.498	3537.351	12.105	10.50	5.0	NO	0.997	NO	bb
7	7 210515M2_14	Standard	50.000	3.61	17987.027	3684.309	61.026	53.13	6.3	NO	0.997	NO	MM
8	8 210515M2_15	Standard	100.000	3.61	31128.555	3126.815	124.442	108.04	8.0	NO	0.997	NO	MM
9	9 210515M2_16	Standard	250.000	3.61	74292.938	3493.115	265.855	229.15	-8.3	NO	0.997	NO	MM
10	10 210515M2_17	Standard	500.000	3.61	132243.250	2755.554	599.894	508.25	1.6	NO	0.997	NO	MM

Compound name: ADONA

Coefficient of Determination: R² = 0.996228

Calibration curve: 0.000619219 * x² + 4.21101 * x + 0.293573

Response type: Internal Std (Ref 57), Area * (IS Conc. / IS Area)

Curve type: 2nd Order, Origin: Include, Weighting: 1/x, Axis trans: None

	# Name	Type	Std. Conc	RT	Area	IS Area	Response	Conc.	%Dev	Conc. Flag	CoD	CoD Flag	x=excluded
1	1 210515M2_8	Standard	0.250	3.72	357.902	3859.766	1.159	0.21	-17.8	NO	0.996	NO	bb
2	2 210515M2_9	Standard	0.500	3.72	793.095	4069.732	2.436	0.51	1.7	NO	0.996	NO	bb
3	3 210515M2_10	Standard	1.000	3.72	1248.002	3331.907	4.682	1.04	4.2	NO	0.996	NO	bb
4	4 210515M2_11	Standard	2.000	3.72	2635.581	3343.608	9.853	2.27	13.5	NO	0.996	NO	bb
5	5 210515M2_12	Standard	5.000	3.72	6490.501	3362.616	24.127	5.66	13.1	NO	0.996	NO	bb
6	6 210515M2_13	Standard	10.000	3.72	12503.868	3537.351	44.185	10.41	4.1	NO	0.996	NO	bb
7	7 210515M2_14	Standard	50.000	3.72	67291.852	3684.309	228.306	53.72	7.4	NO	0.996	NO	MM
8	8 210515M2_15	Standard	100.000	3.72	116624.875	3126.815	466.229	108.90	8.9	NO	0.996	NO	MM
9	9 210515M2_16	Standard	250.000	3.72	276688.031	3493.115	990.119	227.45	-9.0	NO	0.996	NO	MM
10	10 210515M2_17	Standard	500.000	3.72	507469.000	2755.554	2302.028	508.57	1.7	NO	0.996	NO	MM

Dataset: F:\Projects\PFAS.PRO\Results\210515M2\210515M2-CRV.qld

Last Altered: Monday, May 17, 2021 09:24:52 Pacific Daylight Time

Printed: Monday, May 17, 2021 09:27:20 Pacific Daylight Time

VY 5/17/2021

Compound name: L-PFHxS

Coefficient of Determination: R² = 0.996180

Calibration curve: 0.000241776 * x² + 1.02172 * x + 0.0464275

Response type: Internal Std (Ref 58), Area * (IS Conc. / IS Area)

Curve type: 2nd Order, Origin: Include, Weighting: 1/x, Axis trans: None

	# Name	Type	Std. Conc	RT	Area	IS Area	Response	Conc.	%Dev	Conc. Flag	CoD	CoD Flag	x=excluded
1	1 210515M2_8	Standard	0.250	3.76	58.221	2217.661	0.328	0.28	10.3	NO	0.996	NO	MM
2	2 210515M2_9	Standard	0.500	3.76	87.634	2233.406	0.490	0.43	-13.1	NO	0.996	NO	MM
3	3 210515M2_10	Standard	1.000	3.76	166.983	1938.008	1.077	1.01	0.8	NO	0.996	NO	MM
4	4 210515M2_11	Standard	2.000	3.76	294.951	1786.867	2.063	1.97	-1.3	NO	0.996	NO	MM
5	5 210515M2_12	Standard	5.000	3.76	913.840	1983.129	5.760	5.58	11.7	NO	0.996	NO	MM
6	6 210515M2_13	Standard	10.000	3.76	1616.269	2019.807	10.003	9.72	-2.8	NO	0.996	NO	MM
7	7 210515M2_14	Standard	50.000	3.76	9004.854	1941.945	57.963	55.94	11.9	NO	0.996	NO	MM
8	8 210515M2_15	Standard	100.000	3.76	15628.276	1729.240	112.971	107.77	7.8	NO	0.996	NO	MM
9	9 210515M2_16	Standard	250.000	3.76	36838.469	1875.393	245.538	227.97	-8.8	NO	0.996	NO	MM
10	10 210515M2_17	Standard	500.000	3.76	69571.297	1495.290	581.587	508.09	1.6	NO	0.996	NO	MM

Compound name: 6:2 FTS

Coefficient of Determination: R² = 0.995822

Calibration curve: -0.00385919 * x² + 3.35681 * x + -0.122671

Response type: Internal Std (Ref 59), Area * (IS Conc. / IS Area)

Curve type: 2nd Order, Origin: Include, Weighting: 1/x, Axis trans: None

	# Name	Type	Std. Conc	RT	Area	IS Area	Response	Conc.	%Dev	Conc. Flag	CoD	CoD Flag	x=excluded
1	1 210515M2_8	Standard	0.250	4.08	62.685	1227.320	0.638	0.23	-9.3	NO	0.996	NO	bb
2	2 210515M2_9	Standard	0.500	4.07	170.962	1212.867	1.762	0.56	12.4	NO	0.996	NO	bb
3	3 210515M2_10	Standard	1.000	4.08	247.226	1128.364	2.739	0.85	-14.7	NO	0.996	NO	bb
4	4 210515M2_11	Standard	2.000	4.08	585.775	1044.111	7.013	2.13	6.5	NO	0.996	NO	bb
5	5 210515M2_12	Standard	5.000	4.08	1499.518	1114.342	16.821	5.08	1.5	NO	0.996	NO	MM
6	6 210515M2_13	Standard	10.000	4.07	2741.294	1132.986	30.244	9.14	-8.6	NO	0.996	NO	bb
7	7 210515M2_14	Standard	50.000	4.07	13558.852	1188.960	142.549	44.81	-10.4	NO	0.996	NO	bb
8	8 210515M2_15	Standard	100.000	4.08	23318.699	906.287	321.624	109.68	9.7	NO	0.996	NO	MM
9	9 210515M2_16	Standard	250.000	4.07	52782.207	1115.949	591.226	245.40	-1.8	NO	0.996	NO	MM
10	10 210515M2_17	Standard	500.000	4.07	94101.398	916.569	1283.338			NO	0.996	NO	MMXI

Dataset: F:\Projects\PFAS.PRO\Results\210515M2\210515M2-CRV.qld

Last Altered: Monday, May 17, 2021 09:24:52 Pacific Daylight Time

Printed: Monday, May 17, 2021 09:27:20 Pacific Daylight Time

VY 5/17/2021

Compound name: L-PFOA

Coefficient of Determination: R² = 0.996011

Calibration curve: 4.59418e-005 * x² + 1.36678 * x + 0.3357

Response type: Internal Std (Ref 62), Area * (IS Conc. / IS Area)

Curve type: 2nd Order, Origin: Exclude, Weighting: 1/x, Axis trans: None

	# Name	Type	Std. Conc	RT	Area	IS Area	Response	Conc.	%Dev	Conc. Flag	CoD	CoD Flag	x=excluded
1	1 210515M2_8	Standard	0.250	4.13	390.716	7796.160	0.626	0.21	-14.9	NO	0.996	NO	MM
2	2 210515M2_9	Standard	0.500	4.13	570.450	7797.654	0.914	0.42	-15.3	NO	0.996	NO	bb
3	3 210515M2_10	Standard	1.000	4.13	915.389	7011.466	1.632	0.95	-5.2	NO	0.996	NO	MM
4	4 210515M2_11	Standard	2.000	4.13	1848.555	6809.759	3.393	2.24	11.8	NO	0.996	NO	MM
5	5 210515M2_12	Standard	5.000	4.13	4417.769	6830.320	8.085	5.67	13.4	NO	0.996	NO	MM
6	6 210515M2_13	Standard	10.000	4.13	8479.567	7499.204	14.134	10.09	0.9	NO	0.996	NO	MM
7	7 210515M2_14	Standard	50.000	4.13	43396.719	7368.814	73.616	53.52	7.0	NO	0.996	NO	MM
8	8 210515M2_15	Standard	100.000	4.13	73494.906	6095.323	150.720	109.62	9.6	NO	0.996	NO	MM
9	9 210515M2_16	Standard	250.000	4.13	170041.516	6795.825	312.768	226.86	-9.3	NO	0.996	NO	MM
10	10 210515M2_17	Standard	500.000	4.13	309258.906	5459.071	708.131	509.14	1.8	NO	0.996	NO	MM

Compound name: PFecHS

Coefficient of Determination: R² = 0.996650

Calibration curve: 0.000116109 * x² + 0.53982 * x + 0.00689622

Response type: Internal Std (Ref 62), Area * (IS Conc. / IS Area)

Curve type: 2nd Order, Origin: Include, Weighting: 1/x, Axis trans: None

	# Name	Type	Std. Conc	RT	Area	IS Area	Response	Conc.	%Dev	Conc. Flag	CoD	CoD Flag	x=excluded
1	1 210515M2_8	Standard	0.250	4.14	72.056	7796.160	0.116	0.20	-19.5	NO	0.997	NO	bb
2	2 210515M2_9	Standard	0.500	4.15	177.438	7797.654	0.284	0.51	2.8	NO	0.997	NO	bb
3	3 210515M2_10	Standard	1.000	4.15	305.807	7011.466	0.545	1.00	-0.3	NO	0.997	NO	bb
4	4 210515M2_11	Standard	2.000	4.15	618.010	6809.759	1.134	2.09	4.4	NO	0.997	NO	bb
5	5 210515M2_12	Standard	5.000	4.15	1664.289	6830.320	3.046	5.62	12.5	NO	0.997	NO	MM
6	6 210515M2_13	Standard	10.000	4.15	3115.497	7499.204	5.193	9.59	-4.1	NO	0.997	NO	bb
7	7 210515M2_14	Standard	50.000	4.15	17115.559	7368.814	29.034	53.16	6.3	NO	0.997	NO	MM
8	8 210515M2_15	Standard	100.000	4.15	29565.455	6095.323	60.631	109.72	9.7	NO	0.997	NO	bb
9	9 210515M2_16	Standard	250.000	4.15	70689.477	6795.825	130.024	229.52	-8.2	NO	0.997	NO	MM
10	10 210515M2_17	Standard	500.000	4.15	132664.797	5459.071	303.771	507.35	1.5	NO	0.997	NO	MM

Dataset: F:\Projects\PFAS.PRO\Results\210515M2\210515M2-CRV.qld

Last Altered: Monday, May 17, 2021 09:24:52 Pacific Daylight Time

Printed: Monday, May 17, 2021 09:27:20 Pacific Daylight Time

VY 5/17/2021

Compound name: PFHpS

Coefficient of Determination: R² = 0.997505

Calibration curve: 7.80327e-005 * x² + 0.875794 * x + 0.0373747

Response type: Internal Std (Ref 63), Area * (IS Conc. / IS Area)

Curve type: 2nd Order, Origin: Include, Weighting: 1/x, Axis trans: None

	# Name	Type	Std. Conc	RT	Area	IS Area	Response	Conc.	%Dev	Conc. Flag	CoD	CoD Flag	x=excluded
1	1 210515M2_8	Standard	0.250	4.25	53.159	2687.986	0.247	0.24	-4.2	NO	0.998	NO	bb
2	2 210515M2_9	Standard	0.500	4.25	102.157	2639.002	0.484	0.51	2.0	NO	0.998	NO	bb
3	3 210515M2_10	Standard	1.000	4.25	164.260	2380.295	0.863	0.94	-5.8	NO	0.998	NO	bb
4	4 210515M2_11	Standard	2.000	4.25	337.950	2220.457	1.902	2.13	6.5	NO	0.998	NO	bb
5	5 210515M2_12	Standard	5.000	4.24	948.941	2595.004	4.571	5.17	3.5	NO	0.998	NO	bb
6	6 210515M2_13	Standard	10.000	4.24	1821.787	2385.564	9.546	10.85	8.5	NO	0.998	NO	bb
7	7 210515M2_14	Standard	50.000	4.24	9211.838	2495.662	46.139	52.40	4.8	NO	0.998	NO	bb
8	8 210515M2_15	Standard	100.000	4.25	16282.686	2135.298	95.319	107.76	7.8	NO	0.998	NO	MM
9	9 210515M2_16	Standard	250.000	4.24	37877.809	2286.242	207.096	231.64	-7.3	NO	0.998	NO	bb
10	10 210515M2_17	Standard	500.000	4.25	69411.289	1869.057	464.213	507.09	1.4	NO	0.998	NO	MM

Compound name: 7:3 FTCA

Coefficient of Determination: R² = 0.999625

Calibration curve: -4.12685e-005 * x² + 0.44331 * x + -0.0231016

Response type: Internal Std (Ref 60), Area * (IS Conc. / IS Area)

Curve type: 2nd Order, Origin: Exclude, Weighting: 1/x, Axis trans: None

	# Name	Type	Std. Conc	RT	Area	IS Area	Response	Conc.	%Dev	Conc. Flag	CoD	CoD Flag	x=excluded
1	1 210515M2_8	Standard	0.250	4.56	47.517	7245.055	0.082	0.24	-5.2	NO	1.000	NO	bb
2	2 210515M2_9	Standard	0.500	4.57	115.592	7889.930	0.183	0.47	-7.0	NO	1.000	NO	bb
3	3 210515M2_10	Standard	1.000	4.56	249.185	7080.311	0.440	1.04	4.5	NO	1.000	NO	bb
4	4 210515M2_11	Standard	2.000	4.56	521.795	6753.493	0.966	2.23	11.6	NO	1.000	NO	bb
5	5 210515M2_12	Standard	5.000	4.56	1208.454	6863.520	2.201	5.02	0.4	NO	1.000	NO	bb
6	6 210515M2_13	Standard	10.000	4.56	2344.092	6995.417	4.189	9.51	-4.9	NO	1.000	NO	bb
7	7 210515M2_14	Standard	50.000	4.56	12935.392	7278.035	22.216	50.40	0.8	NO	1.000	NO	bb
8	8 210515M2_15	Standard	100.000	4.56	22396.211	6387.853	43.826	99.84	-0.2	NO	1.000	NO	bb
9	9 210515M2_16	Standard	250.000	4.56	12578.597	7106.383	22.126	50.20	-79.9	YES	1.000	NO	bbX
10	10 210515M2_17	Standard	500.000	4.56	21545.852	5747.166	46.862	106.82	-78.6	YES	1.000	NO	bbX

Dataset: F:\Projects\PFAS.PRO\Results\210515M2\210515M2-CRV.qld

Last Altered: Monday, May 17, 2021 09:24:52 Pacific Daylight Time

Printed: Monday, May 17, 2021 09:27:20 Pacific Daylight Time

VY 5/17/2021

Compound name: PFNA

Coefficient of Determination: R² = 0.995349

Calibration curve: 5.62531e-006 * x² + 1.143 * x + 0.167583

Response type: Internal Std (Ref 60), Area * (IS Conc. / IS Area)

Curve type: 2nd Order, Origin: Exclude, Weighting: 1/x, Axis trans: None

	# Name	Type	Std. Conc	RT	Area	IS Area	Response	Conc.	%Dev	Conc. Flag	CoD	CoD Flag	x=excluded
1	1 210515M2_8	Standard	0.250	4.57	218.713	7245.055	0.377	0.18	-26.6	NO	0.995	NO	bb
2	2 210515M2_9	Standard	0.500	4.58	423.516	7889.930	0.671	0.44	-11.9	NO	0.995	NO	bb
3	3 210515M2_10	Standard	1.000	4.58	750.971	7080.311	1.326	1.01	1.3	NO	0.995	NO	bb
4	4 210515M2_11	Standard	2.000	4.58	1376.541	6753.493	2.548	2.08	4.1	NO	0.995	NO	bb
5	5 210515M2_12	Standard	5.000	4.58	3616.702	6863.520	6.587	5.62	12.3	NO	0.995	NO	MM
6	6 210515M2_13	Standard	10.000	4.57	7169.319	6995.417	12.811	11.06	10.6	NO	0.995	NO	MM
7	7 210515M2_14	Standard	50.000	4.57	36639.645	7278.035	62.928	54.89	9.8	NO	0.995	NO	MM
8	8 210515M2_15	Standard	100.000	4.58	63459.211	6387.853	124.179	108.44	8.4	NO	0.995	NO	bb
9	9 210515M2_16	Standard	250.000	4.57	146134.234	7106.383	257.047	224.49	-10.2	NO	0.995	NO	MM
10	10 210515M2_17	Standard	500.000	4.58	269043.406	5747.166	585.165	510.52	2.1	NO	0.995	NO	MM

Compound name: PFOSA

Coefficient of Determination: R² = 0.992358

Calibration curve: 8.01834e-005 * x² + 0.886575 * x + 0.0626612

Response type: Internal Std (Ref 61), Area * (IS Conc. / IS Area)

Curve type: 2nd Order, Origin: Include, Weighting: 1/x, Axis trans: None

	# Name	Type	Std. Conc	RT	Area	IS Area	Response	Conc.	%Dev	Conc. Flag	CoD	CoD Flag	x=excluded
1	1 210515M2_8	Standard	0.250	4.63	79.348	3929.113	0.252	0.21	-14.4	NO	0.992	NO	bb
2	2 210515M2_9	Standard	0.500	4.63	134.460	3817.526	0.440	0.43	-14.8	NO	0.992	NO	bb
3	3 210515M2_10	Standard	1.000	4.63	315.938	3279.743	1.204	1.29	28.7	NO	0.992	NO	bb
4	4 210515M2_11	Standard	2.000	4.63	527.507	3371.147	1.956	2.14	6.8	NO	0.992	NO	MM
5	5 210515M2_12	Standard	5.000	4.63	1403.293	3491.315	5.024	5.59	11.9	NO	0.992	NO	bb
6	6 210515M2_13	Standard	10.000	4.63	2564.385	3568.213	8.983	10.05	0.5	NO	0.992	NO	bb
7	7 210515M2_14	Standard	50.000	4.63	13230.992	3612.815	45.778	51.33	2.7	NO	0.992	NO	bb
8	8 210515M2_15	Standard	100.000	4.63	24772.430	2958.087	104.681	116.77	16.8	NO	0.992	NO	MM
9	9 210515M2_16	Standard	250.000	4.63	57106.082	3593.549	198.641	219.62	-12.2	NO	0.992	NO	MM
10	10 210515M2_17	Standard	500.000	4.63	108884.844	2869.761	474.277	511.24	2.2	NO	0.992	NO	MM

Dataset: F:\Projects\PFAS.PRO\Results\210515M2\210515M2-CRV.qld

Last Altered: Monday, May 17, 2021 09:24:52 Pacific Daylight Time

Printed: Monday, May 17, 2021 09:27:20 Pacific Daylight Time

VY 5/17/2021

Compound name: L-PFOS

Coefficient of Determination: R² = 0.997632

Calibration curve: 0.00026658 * x² + 0.976776 * x + -0.0115505

Response type: Internal Std (Ref 63), Area * (IS Conc. / IS Area)

Curve type: 2nd Order, Origin: Include, Weighting: 1/x, Axis trans: None

	# Name	Type	Std. Conc	RT	Area	IS Area	Response	Conc.	%Dev	Conc. Flag	CoD	CoD Flag	x=excluded
1	1 210515M2_8	Standard	0.250	4.66	52.483	2687.986	0.244	0.26	4.7	NO	0.998	NO	MM
2	2 210515M2_9	Standard	0.500	4.66	85.874	2639.002	0.407	0.43	-14.4	NO	0.998	NO	MM
3	3 210515M2_10	Standard	1.000	4.66	152.336	2380.295	0.800	0.83	-16.9	NO	0.998	NO	MM
4	4 210515M2_11	Standard	2.000	4.66	369.801	2220.457	2.082	2.14	7.1	NO	0.998	NO	MM
5	5 210515M2_12	Standard	5.000	4.66	1033.627	2595.004	4.979	5.10	2.0	NO	0.998	NO	MM
6	6 210515M2_13	Standard	10.000	4.66	1958.177	2385.564	10.261	10.49	4.9	NO	0.998	NO	MM
7	7 210515M2_14	Standard	50.000	4.66	10441.651	2495.662	52.299	52.79	5.6	NO	0.998	NO	MM
8	8 210515M2_15	Standard	100.000	4.66	18540.898	2135.298	108.538	107.95	8.0	NO	0.998	NO	MM
9	9 210515M2_16	Standard	250.000	4.66	44206.973	2286.242	241.701	232.68	-6.9	NO	0.998	NO	MM
10	10 210515M2_17	Standard	500.000	4.66	84131.461	1869.057	562.660	506.14	1.2	NO	0.998	NO	MM

Compound name: 9CI-PF3ONS

Coefficient of Determination: R² = 0.997602

Calibration curve: 0.000577249 * x² + 3.84643 * x + 0.309376

Response type: Internal Std (Ref 63), Area * (IS Conc. / IS Area)

Curve type: 2nd Order, Origin: Exclude, Weighting: 1/x, Axis trans: None

	# Name	Type	Std. Conc	RT	Area	IS Area	Response	Conc.	%Dev	Conc. Flag	CoD	CoD Flag	x=excluded
1	1 210515M2_8	Standard	0.250	4.89	220.890	2687.986	1.027	0.19	-25.4	NO	0.998	NO	bb
2	2 210515M2_9	Standard	0.500	4.88	467.077	2639.002	2.212	0.49	-1.1	NO	0.998	NO	bb
3	3 210515M2_10	Standard	1.000	4.89	747.221	2380.295	3.924	0.94	-6.0	NO	0.998	NO	bb
4	4 210515M2_11	Standard	2.000	4.88	1744.763	2220.457	9.822	2.47	23.6	NO	0.998	NO	MM
5	5 210515M2_12	Standard	5.000	4.88	3961.518	2595.004	19.082	4.88	-2.5	NO	0.998	NO	bb
6	6 210515M2_13	Standard	10.000	4.88	7807.049	2385.564	40.908	10.54	5.4	NO	0.998	NO	MM
7	7 210515M2_14	Standard	50.000	4.88	39873.953	2495.662	199.716	51.44	2.9	NO	0.998	NO	bb
8	8 210515M2_15	Standard	100.000	4.88	72537.586	2135.298	424.634	108.55	8.5	NO	0.998	NO	bb
9	9 210515M2_16	Standard	250.000	4.88	169698.391	2286.242	927.824	232.99	-6.8	NO	0.998	NO	MM
10	10 210515M2_17	Standard	500.000	4.88	313333.656	1869.057	2095.533	506.26	1.3	NO	0.998	NO	MM

Dataset: F:\Projects\PFAS.PRO\Results\210515M2\210515M2-CRV.qld

Last Altered: Monday, May 17, 2021 09:24:52 Pacific Daylight Time

Printed: Monday, May 17, 2021 09:27:20 Pacific Daylight Time

VY 5/17/2021

Compound name: PFDA

Coefficient of Determination: R² = 0.994291

Calibration curve: -0.000106968 * x² + 1.43342 * x + 0.158686

Response type: Internal Std (Ref 64), Area * (IS Conc. / IS Area)

Curve type: 2nd Order, Origin: Exclude, Weighting: 1/x, Axis trans: None

	# Name	Type	Std. Conc	RT	Area	IS Area	Response	Conc.	%Dev	Conc. Flag	CoD	CoD Flag	x=excluded
1	1 210515M2_8	Standard	0.250	4.96	264.111	7976.480	0.414	0.18	-28.8	NO	0.994	NO	MM
2	2 210515M2_9	Standard	0.500	4.96	569.313	7659.820	0.929	0.54	7.5	NO	0.994	NO	MM
3	3 210515M2_10	Standard	1.000	4.96	877.450	7221.337	1.519	0.95	-5.1	NO	0.994	NO	bb
4	4 210515M2_11	Standard	2.000	4.96	1702.172	7185.126	2.961	1.96	-2.2	NO	0.994	NO	MM
5	5 210515M2_12	Standard	5.000	4.96	4577.233	7100.129	8.058	5.51	10.3	NO	0.994	NO	MM
6	6 210515M2_13	Standard	10.000	4.96	9044.202	7422.015	15.232	10.52	5.2	NO	0.994	NO	bb
7	7 210515M2_14	Standard	50.000	4.95	46986.801	7235.931	81.169	56.76	13.5	NO	0.994	NO	MM
8	8 210515M2_15	Standard	100.000	4.96	81401.109	6588.598	154.436	108.51	8.5	NO	0.994	NO	MM
9	9 210515M2_16	Standard	250.000	4.95	190596.484	7617.096	312.777	221.76	-11.3	NO	0.994	NO	MM
10	10 210515M2_17	Standard	500.000	4.96	351434.125	6219.883	706.272	512.18	2.4	NO	0.994	NO	MM

Compound name: 8:2 FTS

Coefficient of Determination: R² = 0.997219

Calibration curve: -0.000388852 * x² + 2.59317 * x + 0.0950832

Response type: Internal Std (Ref 65), Area * (IS Conc. / IS Area)

Curve type: 2nd Order, Origin: Include, Weighting: 1/x, Axis trans: None

	# Name	Type	Std. Conc	RT	Area	IS Area	Response	Conc.	%Dev	Conc. Flag	CoD	CoD Flag	x=excluded
1	1 210515M2_8	Standard	0.250	4.93	86.962	1532.401	0.709	0.24	-5.2	NO	0.997	NO	bb
2	2 210515M2_9	Standard	0.500	4.93	145.826	1529.328	1.192	0.42	-15.4	NO	0.997	NO	bb
3	3 210515M2_10	Standard	1.000	4.93	269.343	1381.950	2.436	0.90	-9.7	NO	0.997	NO	bb
4	4 210515M2_11	Standard	2.000	4.93	601.851	1244.707	6.044	2.29	14.7	NO	0.997	NO	bb
5	5 210515M2_12	Standard	5.000	4.93	1809.047	1379.663	16.390	6.29	25.8	NO	0.997	NO	MM
6	6 210515M2_13	Standard	10.000	4.93	2983.881	1435.930	25.975	10.00	-0.0	NO	0.997	NO	bb
7	7 210515M2_14	Standard	50.000	4.93	14452.315	1369.264	131.935	51.23	2.5	NO	0.997	NO	bb
8	8 210515M2_15	Standard	100.000	4.93	24748.861	1123.953	275.244	107.85	7.8	NO	0.997	NO	bb
9	9 210515M2_16	Standard	250.000	4.92	54160.336	1167.817	579.718	231.56	-7.4	NO	0.997	NO	bb
10	10 210515M2_17	Standard	500.000	4.93	97700.820	1003.206	1217.357	508.13	1.6	NO	0.997	NO	bb

Dataset: F:\Projects\PFAS.PRO\Results\210515M2\210515M2-CRV.qld

Last Altered: Monday, May 17, 2021 09:24:52 Pacific Daylight Time

Printed: Monday, May 17, 2021 09:27:20 Pacific Daylight Time

VY 5/17/2021

Compound name: PFNS

Coefficient of Determination: R² = 0.997501

Calibration curve: 3.26978e-005 * x² + 0.673741 * x + 0.00320762

Response type: Internal Std (Ref 63), Area * (IS Conc. / IS Area)

Curve type: 2nd Order, Origin: Include, Weighting: 1/x, Axis trans: None

	# Name	Type	Std. Conc	RT	Area	IS Area	Response	Conc.	%Dev	Conc. Flag	CoD	CoD Flag	x=excluded
1	1 210515M2_8	Standard	0.250	5.03	42.362	2687.986	0.197	0.29	15.1	NO	0.998	NO	bb
2	2 210515M2_9	Standard	0.500	5.02	61.165	2639.002	0.290	0.43	-15.0	NO	0.998	NO	bb
3	3 210515M2_10	Standard	1.000	5.03	121.858	2380.295	0.640	0.95	-5.5	NO	0.998	NO	bb
4	4 210515M2_11	Standard	2.000	5.02	229.096	2220.457	1.290	1.91	-4.5	NO	0.998	NO	MM
5	5 210515M2_12	Standard	5.000	5.02	676.095	2595.004	3.257	4.83	-3.4	NO	0.998	NO	bb
6	6 210515M2_13	Standard	10.000	5.02	1379.351	2385.564	7.228	10.72	7.2	NO	0.998	NO	bb
7	7 210515M2_14	Standard	50.000	5.02	7182.214	2495.662	35.973	53.25	6.5	NO	0.998	NO	bb
8	8 210515M2_15	Standard	100.000	5.02	12431.702	2135.298	72.775	107.45	7.5	NO	0.998	NO	MM
9	9 210515M2_16	Standard	250.000	5.02	28885.906	2286.242	157.933	231.80	-7.3	NO	0.998	NO	MM
10	10 210515M2_17	Standard	500.000	5.02	52345.520	1869.057	350.080	507.12	1.4	NO	0.998	NO	MM

Compound name: L-MeFOSAA

Coefficient of Determination: R² = 0.994914

Calibration curve: -5.70592e-005 * x² + 0.828467 * x + 0.0220501

Response type: Internal Std (Ref 66), Area * (IS Conc. / IS Area)

Curve type: 2nd Order, Origin: Include, Weighting: 1/x, Axis trans: None

	# Name	Type	Std. Conc	RT	Area	IS Area	Response	Conc.	%Dev	Conc. Flag	CoD	CoD Flag	x=excluded
1	1 210515M2_8	Standard	0.250	5.12	117.786	7306.685	0.202	0.22	-13.4	NO	0.995	NO	MM
2	2 210515M2_9	Standard	0.500	5.11	250.060	7688.041	0.407	0.46	-7.2	NO	0.995	NO	MM
3	3 210515M2_10	Standard	1.000	5.12	456.669	6866.328	0.831	0.98	-2.3	NO	0.995	NO	MM
4	4 210515M2_11	Standard	2.000	5.11	936.032	6340.889	1.845	2.20	10.1	NO	0.995	NO	MM
5	5 210515M2_12	Standard	5.000	5.11	2404.026	6775.325	4.435	5.33	6.6	NO	0.995	NO	MM
6	6 210515M2_13	Standard	10.000	5.11	4919.064	6941.645	8.858	10.67	6.7	NO	0.995	NO	MM
7	7 210515M2_14	Standard	50.000	5.11	25567.939	7157.654	44.651	54.07	8.1	NO	0.995	NO	MM
8	8 210515M2_15	Standard	100.000	5.11	44835.340	6166.943	90.878	110.51	10.5	NO	0.995	NO	MM
9	9 210515M2_16	Standard	250.000	5.11	102912.742	7067.910	182.007	223.09	-10.8	NO	0.995	NO	MM
10	10 210515M2_17	Standard	500.000	5.11	187215.844	5725.844	408.708	511.31	2.3	NO	0.995	NO	MM

Dataset: F:\Projects\PFAS.PRO\Results\210515M2\210515M2-CRV.qld

Last Altered: Monday, May 17, 2021 09:24:52 Pacific Daylight Time

Printed: Monday, May 17, 2021 09:26:57 Pacific Daylight Time

VY 5/17/2021

Method: F:\Projects\PFAS.PRO\MethDB\PFAS_FULL_80C_051521.mdb 17 May 2021 08:41:05
 Calibration: F:\Projects\PFAS.PRO\CurveDB\C18_VAL-PFAS_Q4_05-15-21.cdb 17 May 2021 09:24:52

Compound name: L-EtFOSAA

Coefficient of Determination: R² = 0.997643

Calibration curve: -6.04742e-005 * x² + 0.97707 * x + 0.0249037

Response type: Internal Std (Ref 68), Area * (IS Conc. / IS Area)

Curve type: 2nd Order, Origin: Include, Weighting: 1/x, Axis trans: None

	# Name	Type	Std. Conc	RT	Area	IS Area	Response	Conc.	%Dev	Conc. Flag	CoD	CoD Flag	x=excluded
1	1 210515M2_8	Standard	0.250	5.28	138.016	6466.799	0.267	0.25	-1.0	NO	0.998	NO	MM
2	2 210515M2_9	Standard	0.500	5.28	233.789	6333.752	0.461	0.45	-10.7	NO	0.998	NO	MM
3	3 210515M2_10	Standard	1.000	5.28	448.256	5994.085	0.935	0.93	-6.9	NO	0.998	NO	MM
4	4 210515M2_11	Standard	2.000	5.27	980.918	5581.817	2.197	2.22	11.2	NO	0.998	NO	MM
5	5 210515M2_12	Standard	5.000	5.27	2442.749	5672.598	5.383	5.49	9.7	NO	0.998	NO	MM
6	6 210515M2_13	Standard	10.000	5.27	4641.120	5872.165	9.879	10.09	0.9	NO	0.998	NO	MM
7	7 210515M2_14	Standard	50.000	5.27	24755.762	6019.535	51.407	52.76	5.5	NO	0.998	NO	MM
8	8 210515M2_15	Standard	100.000	5.27	41990.965	5047.321	103.993	107.12	7.1	NO	0.998	NO	MM
9	9 210515M2_16	Standard	250.000	5.27	93968.813	5257.944	223.397	231.94	-7.2	NO	0.998	NO	MM
10	10 210515M2_17	Standard	500.000	5.27	168563.078	4386.457	480.351	507.54	1.5	NO	0.998	NO	MM

Compound name: PFUdA

Coefficient of Determination: R² = 0.997664

Calibration curve: -9.49495e-005 * x² + 0.929447 * x + 0.096962

Response type: Internal Std (Ref 67), Area * (IS Conc. / IS Area)

Curve type: 2nd Order, Origin: Exclude, Weighting: 1/x, Axis trans: None

	# Name	Type	Std. Conc	RT	Area	IS Area	Response	Conc.	%Dev	Conc. Flag	CoD	CoD Flag	x=excluded
1	1 210515M2_8	Standard	0.250	5.29	298.518	12590.031	0.296	0.21	-14.2	NO	0.998	NO	bb
2	2 210515M2_9	Standard	0.500	5.29	504.576	12744.391	0.495	0.43	-14.4	NO	0.998	NO	bb
3	3 210515M2_10	Standard	1.000	5.29	1017.563	11417.797	1.114	1.09	9.4	NO	0.998	NO	bb
4	4 210515M2_11	Standard	2.000	5.29	1819.579	11310.270	2.011	2.06	3.0	NO	0.998	NO	MM
5	5 210515M2_12	Standard	5.000	5.29	4826.127	11658.221	5.175	5.47	9.3	NO	0.998	NO	MM
6	6 210515M2_13	Standard	10.000	5.29	8916.189	11836.392	9.416	10.04	0.4	NO	0.998	NO	MM
7	7 210515M2_14	Standard	50.000	5.29	46810.215	12091.666	48.391	52.24	4.5	NO	0.998	NO	MM
8	8 210515M2_15	Standard	100.000	5.29	82373.742	10399.094	99.016	107.61	7.6	NO	0.998	NO	bb
9	9 210515M2_16	Standard	250.000	5.29	190866.609	11321.737	210.730	232.13	-7.1	NO	0.998	NO	MM
10	10 210515M2_17	Standard	500.000	5.29	340814.250	9522.421	447.384	507.56	1.5	NO	0.998	NO	MM

Dataset: F:\Projects\PFAS.PRO\Results\210515M2\210515M2-CRV.qld

Last Altered: Monday, May 17, 2021 09:24:52 Pacific Daylight Time

Printed: Monday, May 17, 2021 09:26:57 Pacific Daylight Time

VY 5/17/2021

Compound name: PFDS

Coefficient of Determination: R² = 0.997520

Calibration curve: $9.31877e-005 * x^2 + 0.970129 * x + 0.00975226$

Response type: Internal Std (Ref 63), Area * (IS Conc. / IS Area)

Curve type: 2nd Order, Origin: Include, Weighting: 1/x, Axis trans: None

	# Name	Type	Std. Conc	RT	Area	IS Area	Response	Conc.	%Dev	Conc. Flag	CoD	CoD Flag	x=excluded
1	1 210515M2_8	Standard	0.250	5.34	56.296	2687.986	0.262	0.26	3.9	NO	0.998	NO	bb
2	2 210515M2_9	Standard	0.500	5.34	99.318	2639.002	0.470	0.47	-5.0	NO	0.998	NO	bb
3	3 210515M2_10	Standard	1.000	5.34	172.033	2380.295	0.903	0.92	-7.9	NO	0.998	NO	bb
4	4 210515M2_11	Standard	2.000	5.34	358.552	2220.457	2.018	2.07	3.5	NO	0.998	NO	bb
5	5 210515M2_12	Standard	5.000	5.34	979.590	2595.004	4.719	4.85	-3.0	NO	0.998	NO	bb
6	6 210515M2_13	Standard	10.000	5.34	1936.375	2385.564	10.146	10.44	4.4	NO	0.998	NO	bb
7	7 210515M2_14	Standard	50.000	5.34	10320.283	2495.662	51.691	53.00	6.0	NO	0.998	NO	bb
8	8 210515M2_15	Standard	100.000	5.34	18074.670	2135.298	105.809	107.94	7.9	NO	0.998	NO	bb
9	9 210515M2_16	Standard	250.000	5.34	42067.082	2286.242	230.001	231.91	-7.2	NO	0.998	NO	MM
10	10 210515M2_17	Standard	500.000	5.34	77107.039	1869.057	515.681	506.87	1.4	NO	0.998	NO	MM

Compound name: 11CI-PF3OUdS

Coefficient of Determination: R² = 0.997630

Calibration curve: $1.87924e-005 * x^2 + 0.536273 * x + 0.0162962$

Response type: Internal Std (Ref 69), Area * (IS Conc. / IS Area)

Curve type: 2nd Order, Origin: Include, Weighting: 1/x, Axis trans: None

	# Name	Type	Std. Conc	RT	Area	IS Area	Response	Conc.	%Dev	Conc. Flag	CoD	CoD Flag	x=excluded
1	1 210515M2_8	Standard	0.250	5.51	154.697	15059.749	0.128	0.21	-16.4	NO	0.998	NO	bb
2	2 210515M2_9	Standard	0.500	5.51	342.870	15020.193	0.285	0.50	0.3	NO	0.998	NO	bb
3	3 210515M2_10	Standard	1.000	5.51	582.836	13155.677	0.554	1.00	0.2	NO	0.998	NO	MM
4	4 210515M2_11	Standard	2.000	5.51	1213.028	12814.460	1.183	2.18	8.8	NO	0.998	NO	bb
5	5 210515M2_12	Standard	5.000	5.51	3195.888	13556.474	2.947	5.46	9.3	NO	0.998	NO	bb
6	6 210515M2_13	Standard	10.000	5.51	6050.463	13642.072	5.544	10.30	3.0	NO	0.998	NO	bb
7	7 210515M2_14	Standard	50.000	5.51	32417.709	14304.616	28.328	52.70	5.4	NO	0.998	NO	bb
8	8 210515M2_15	Standard	100.000	5.51	55608.859	12036.402	57.751	107.26	7.3	NO	0.998	NO	bb
9	9 210515M2_16	Standard	250.000	5.50	134138.750	13369.366	125.416	231.95	-7.2	NO	0.998	NO	MM
10	10 210515M2_17	Standard	500.000	5.51	250031.563	11289.648	276.837	507.18	1.4	NO	0.998	NO	MM

Dataset: F:\Projects\PFAS.PRO\Results\210515M2\210515M2-CRV.qld

Last Altered: Monday, May 17, 2021 09:24:52 Pacific Daylight Time

Printed: Monday, May 17, 2021 09:26:57 Pacific Daylight Time

VY 5/17/2021

Compound name: 10:2 FTS

Coefficient of Determination: R² = 0.991374

Calibration curve: 0.000203732 * x² + 2.70465 * x + 0.826719

Response type: Internal Std (Ref 70), Area * (IS Conc. / IS Area)

Curve type: 2nd Order, Origin: Exclude, Weighting: 1/x, Axis trans: None

	# Name	Type	Std. Conc	RT	Area	IS Area	Response	Conc.	%Dev	Conc. Flag	CoD	CoD Flag	x=excluded
1	1 210515M2_8	Standard	0.250	5.57	46.070	1195.598	0.482			NO	0.991	NO	bbXI
2	2 210515M2_9	Standard	0.500	5.57	203.124	1182.957	2.146	0.49	-2.4	NO	0.991	NO	bb
3	3 210515M2_10	Standard	1.000	5.57	310.651	1124.808	3.452	0.97	-2.9	NO	0.991	NO	bb
4	4 210515M2_11	Standard	2.000	5.57	520.737	973.453	6.687	2.17	8.3	NO	0.991	NO	bb
5	5 210515M2_12	Standard	5.000	5.57	1195.427	1137.081	13.141	4.55	-9.0	NO	0.991	NO	MM
6	6 210515M2_13	Standard	10.000	5.57	2444.476	1171.810	26.076	9.33	-6.7	NO	0.991	NO	MM
7	7 210515M2_14	Standard	50.000	5.57	12246.355	1076.134	142.249	52.08	4.2	NO	0.991	NO	bb
8	8 210515M2_15	Standard	100.000	5.57	20912.893	805.107	324.691	118.68	18.7	NO	0.991	NO	bb
9	9 210515M2_16	Standard	250.000	5.56	44763.855	928.543	602.609	218.89	-12.4	NO	0.991	NO	MM
10	10 210515M2_17	Standard	500.000	5.57	74619.875	649.164	1436.846	511.26	2.3	NO	0.991	NO	MM

Compound name: PFD0A

Coefficient of Determination: R² = 0.996695

Calibration curve: -3.85431e-005 * x² + 0.887626 * x + 0.0919352

Response type: Internal Std (Ref 69), Area * (IS Conc. / IS Area)

Curve type: 2nd Order, Origin: Exclude, Weighting: 1/x, Axis trans: None

	# Name	Type	Std. Conc	RT	Area	IS Area	Response	Conc.	%Dev	Conc. Flag	CoD	CoD Flag	x=excluded
1	1 210515M2_8	Standard	0.250	5.58	325.520	15059.749	0.270	0.20	-19.7	NO	0.997	NO	bd
2	2 210515M2_9	Standard	0.500	5.58	557.996	15020.193	0.464	0.42	-16.1	NO	0.997	NO	bd
3	3 210515M2_10	Standard	1.000	5.59	1097.698	13155.677	1.043	1.07	7.2	NO	0.997	NO	MM
4	4 210515M2_11	Standard	2.000	5.58	2118.368	12814.460	2.066	2.22	11.2	NO	0.997	NO	bd
5	5 210515M2_12	Standard	5.000	5.58	5291.742	13556.474	4.879	5.39	7.9	NO	0.997	NO	MM
6	6 210515M2_13	Standard	10.000	5.58	10024.215	13642.072	9.185	10.25	2.5	NO	0.997	NO	MM
7	7 210515M2_14	Standard	50.000	5.58	52805.727	14304.616	46.144	52.00	4.0	NO	0.997	NO	bb
8	8 210515M2_15	Standard	100.000	5.58	93392.664	12036.402	96.990	109.69	9.7	NO	0.997	NO	bb
9	9 210515M2_16	Standard	250.000	5.58	215359.594	13369.366	201.355	229.02	-8.4	NO	0.997	NO	MM
10	10 210515M2_17	Standard	500.000	5.58	398747.063	11289.648	441.496	508.52	1.7	NO	0.997	NO	MM

Dataset: F:\Projects\PFAS.PRO\Results\210515M2\210515M2-CRV.qld

Last Altered: Monday, May 17, 2021 09:24:52 Pacific Daylight Time

Printed: Monday, May 17, 2021 09:26:57 Pacific Daylight Time

VY 5/17/2021

Compound name: N-MeFOSA

Coefficient of Determination: R² = 0.996541

Calibration curve: -0.00014179 * x² + 1.50586 * x + -0.00973646

Response type: Internal Std (Ref 71), Area * (IS Conc. / IS Area)

Curve type: 2nd Order, Origin: Include, Weighting: 1/x, Axis trans: None

	# Name	Type	Std. Conc	RT	Area	IS Area	Response	Conc.	%Dev	Conc. Flag	CoD	CoD Flag	x=excluded
1	1 210515M2_8	Standard	0.250	5.63	21.666	11783.705	0.274	0.19	-24.5	NO	0.997	NO	bb
2	2 210515M2_9	Standard	0.500	5.63	47.004	12176.403	0.576	0.39	-22.2	NO	0.997	NO	bb
3	3 210515M2_10	Standard	1.000	5.63	128.885	10785.692	1.783	1.19	19.1	NO	0.997	NO	bb
4	4 210515M2_11	Standard	2.000	5.63	234.837	10688.836	3.278	2.18	9.2	NO	0.997	NO	bb
5	5 210515M2_12	Standard	5.000	5.63	592.189	11062.782	7.987	5.31	6.3	NO	0.997	NO	MM
6	6 210515M2_13	Standard	10.000	5.63	1127.881	11103.112	15.156	10.08	0.8	NO	0.997	NO	MM
7	7 210515M2_14	Standard	50.000	5.63	6326.429	11732.354	80.453	53.70	7.4	NO	0.997	NO	MM
8	8 210515M2_15	Standard	100.000	5.63	10933.433	10098.787	161.531	108.38	8.4	NO	0.997	NO	bb
9	9 210515M2_16	Standard	250.000	5.64	27539.365	12225.935	336.078	228.09	-8.8	NO	0.997	NO	MM
10	10 210515M2_17	Standard	500.000	5.63	53107.035	10851.319	730.194	509.34	1.9	NO	0.997	NO	MM

Compound name: PFTrDA

Coefficient of Determination: R² = 0.997228

Calibration curve: -0.000168345 * x² + 0.879415 * x + 0.0766273

Response type: Internal Std (Ref 69), Area * (IS Conc. / IS Area)

Curve type: 2nd Order, Origin: Exclude, Weighting: 1/x, Axis trans: None

	# Name	Type	Std. Conc	RT	Area	IS Area	Response	Conc.	%Dev	Conc. Flag	CoD	CoD Flag	x=excluded
1	1 210515M2_8	Standard	0.250	5.84	291.282	15059.749	0.242	0.19	-24.9	NO	0.997	NO	bb
2	2 210515M2_9	Standard	0.500	5.84	603.639	15020.193	0.502	0.48	-3.2	NO	0.997	NO	bb
3	3 210515M2_10	Standard	1.000	5.84	1026.184	13155.677	0.975	1.02	2.2	NO	0.997	NO	MM
4	4 210515M2_11	Standard	2.000	5.83	2055.400	12814.460	2.005	2.19	9.7	NO	0.997	NO	bb
5	5 210515M2_12	Standard	5.000	5.83	5290.427	13556.474	4.878	5.47	9.3	NO	0.997	NO	bb
6	6 210515M2_13	Standard	10.000	5.83	9884.405	13642.072	9.057	10.23	2.3	NO	0.997	NO	bb
7	7 210515M2_14	Standard	50.000	5.83	50416.070	14304.616	44.056	50.50	1.0	NO	0.997	NO	bb
8	8 210515M2_15	Standard	100.000	5.83	90868.648	12036.402	94.369	109.52	9.5	NO	0.997	NO	MM
9	9 210515M2_16	Standard	250.000	5.83	207850.578	13369.366	194.335	231.12	-7.6	NO	0.997	NO	MM
10	10 210515M2_17	Standard	500.000	5.83	364498.625	11289.648	403.576	508.28	1.7	NO	0.997	NO	MM

Dataset: F:\Projects\PFAS.PRO\Results\210515M2\210515M2-CRV.qld

Last Altered: Monday, May 17, 2021 09:24:52 Pacific Daylight Time

Printed: Monday, May 17, 2021 09:26:57 Pacific Daylight Time

VY 5/17/2021

Compound name: PFDoS

Coefficient of Determination: R² = 0.992902

Calibration curve: 2.21835e-005 * x² + 0.265112 * x + 0.0265472

Response type: Internal Std (Ref 72), Area * (IS Conc. / IS Area)

Curve type: 2nd Order, Origin: Include, Weighting: 1/x, Axis trans: None

	# Name	Type	Std. Conc	RT	Area	IS Area	Response	Conc.	%Dev	Conc. Flag	CoD	CoD Flag	x=excluded
1	1 210515M2_8	Standard	0.250	5.86	58.002	9768.881	0.074	0.18	-28.1	NO	0.993	NO	bb
2	2 210515M2_9	Standard	0.500	5.86	122.698	9762.836	0.157	0.49	-1.5	NO	0.993	NO	bb
3	3 210515M2_10	Standard	1.000	5.86	225.021	8695.579	0.323	1.12	12.0	NO	0.993	NO	bb
4	4 210515M2_11	Standard	2.000	5.86	486.131	8487.754	0.716	2.60	30.0	NO	0.993	NO	bb
5	5 210515M2_12	Standard	5.000	5.86	990.861	8897.647	1.392	5.15	3.0	NO	0.993	NO	bb
6	6 210515M2_13	Standard	10.000	5.86	2146.324	8849.454	3.032	11.32	13.2	NO	0.993	NO	MM
7	7 210515M2_14	Standard	50.000	5.86	11283.143	9669.174	14.586	54.67	9.3	NO	0.993	NO	bb
8	8 210515M2_15	Standard	100.000	5.86	19149.414	7975.441	30.013	112.06	12.1	NO	0.993	NO	bb
9	9 210515M2_16	Standard	250.000	5.86	45038.559	9520.966	59.131	218.93	-12.4	NO	0.993	NO	bb
10	10 210515M2_17	Standard	500.000	5.86	84484.172	7456.688	141.625	512.16	2.4	NO	0.993	NO	MM

Compound name: PFTeDA

Coefficient of Determination: R² = 0.993353

Calibration curve: 0.000144885 * x² + 1.37354 * x + 0.129848

Response type: Internal Std (Ref 72), Area * (IS Conc. / IS Area)

Curve type: 2nd Order, Origin: Include, Weighting: 1/x, Axis trans: None

	# Name	Type	Std. Conc	RT	Area	IS Area	Response	Conc.	%Dev	Conc. Flag	CoD	CoD Flag	x=excluded
1	1 210515M2_8	Standard	0.250	6.06	305.272	9768.881	0.391	0.19	-24.1	NO	0.993	NO	MM
2	2 210515M2_9	Standard	0.500	6.06	641.105	9762.836	0.821	0.50	0.6	NO	0.993	NO	MM
3	3 210515M2_10	Standard	1.000	6.06	1114.917	8695.579	1.603	1.07	7.2	NO	0.993	NO	MM
4	4 210515M2_11	Standard	2.000	6.06	2292.532	8487.754	3.376	2.36	18.1	NO	0.993	NO	MM
5	5 210515M2_12	Standard	5.000	6.06	5636.188	8897.647	7.918	5.67	13.3	NO	0.993	NO	bb
6	6 210515M2_13	Standard	10.000	6.06	11106.115	8849.454	15.688	11.31	13.1	NO	0.993	NO	bb
7	7 210515M2_14	Standard	50.000	6.06	56784.969	9669.174	73.410	53.05	6.1	NO	0.993	NO	MM
8	8 210515M2_15	Standard	100.000	6.06	100204.680	7975.441	157.052	112.90	12.9	NO	0.993	NO	MM
9	9 210515M2_16	Standard	250.000	6.06	235777.500	9520.966	309.550	220.16	-11.9	NO	0.993	NO	MM
10	10 210515M2_17	Standard	500.000	6.06	441753.875	7456.688	740.533	511.46	2.3	NO	0.993	NO	MM

Dataset: F:\Projects\PFAS.PRO\Results\210515M2\210515M2-CRV.qld

Last Altered: Monday, May 17, 2021 09:24:52 Pacific Daylight Time

Printed: Monday, May 17, 2021 09:26:57 Pacific Daylight Time

VY 5/17/2021

Compound name: N-EtFOSA

Coefficient of Determination: R² = 0.996790

Calibration curve: -0.000108854 * x² + 1.34275 * x + 0.00639623

Response type: Internal Std (Ref 73), Area * (IS Conc. / IS Area)

Curve type: 2nd Order, Origin: Include, Weighting: 1/x, Axis trans: None

	# Name	Type	Std. Conc	RT	Area	IS Area	Response	Conc.	%Dev	Conc. Flag	CoD	CoD Flag	x=excluded
1	1 210515M2_8	Standard	0.250	6.08	32.143	15255.940	0.314	0.23	-8.3	NO	0.997	NO	bb
2	2 210515M2_9	Standard	0.500	6.08	71.379	15624.210	0.682	0.50	0.6	NO	0.997	NO	bb
3	3 210515M2_10	Standard	1.000	6.08	113.114	14283.170	1.182	0.88	-12.5	NO	0.997	NO	bb
4	4 210515M2_11	Standard	2.000	6.07	267.700	13880.233	2.878	2.14	6.9	NO	0.997	NO	bb
5	5 210515M2_12	Standard	5.000	6.08	652.504	14433.097	6.745	5.02	0.4	NO	0.997	NO	MM
6	6 210515M2_13	Standard	10.000	6.07	1397.484	14551.204	14.329	10.68	6.8	NO	0.997	NO	bb
7	7 210515M2_14	Standard	50.000	6.07	7298.240	15364.436	70.871	53.00	6.0	NO	0.997	NO	MM
8	8 210515M2_15	Standard	100.000	6.08	12819.458	13224.271	144.633	108.67	8.7	NO	0.997	NO	bb
9	9 210515M2_16	Standard	250.000	6.07	31412.076	15541.065	301.568	228.83	-8.5	NO	0.997	NO	MM
10	10 210515M2_17	Standard	500.000	6.08	58652.195	13357.676	655.122	508.89	1.8	NO	0.997	NO	MM

Compound name: PFHxDA

Coefficient of Determination: R² = 0.996234

Calibration curve: -5.47397e-005 * x² + 0.639358 * x + 0.117588

Response type: Internal Std (Ref 74), Area * (IS Conc. / IS Area)

Curve type: 2nd Order, Origin: Exclude, Weighting: 1/x, Axis trans: None

	# Name	Type	Std. Conc	RT	Area	IS Area	Response	Conc.	%Dev	Conc. Flag	CoD	CoD Flag	x=excluded
1	1 210515M2_8	Standard	0.250	6.40	262.372	12850.347	0.255	0.22	-13.9	NO	0.996	NO	bb
2	2 210515M2_9	Standard	0.500	6.40	426.113	12784.740	0.417	0.47	-6.5	NO	0.996	NO	bb
3	3 210515M2_10	Standard	1.000	6.40	619.506	11630.318	0.666	0.86	-14.2	NO	0.996	NO	bb
4	4 210515M2_11	Standard	2.000	6.39	1403.438	11425.962	1.535	2.22	10.9	NO	0.996	NO	MM
5	5 210515M2_12	Standard	5.000	6.39	3517.487	11952.374	3.679	5.57	11.4	NO	0.996	NO	bb
6	6 210515M2_13	Standard	10.000	6.39	6396.622	11919.207	6.708	10.32	3.2	NO	0.996	NO	MM
7	7 210515M2_14	Standard	50.000	6.39	34931.273	12669.321	34.464	53.97	7.9	NO	0.996	NO	MM
8	8 210515M2_15	Standard	100.000	6.39	60513.066	10998.188	68.776	108.39	8.4	NO	0.996	NO	MM
9	9 210515M2_16	Standard	250.000	6.39	140790.047	12354.852	142.444	227.02	-9.2	NO	0.996	NO	bb
10	10 210515M2_17	Standard	500.000	6.39	260101.469	10425.944	311.844	509.81	2.0	NO	0.996	NO	MM

Dataset: F:\Projects\PFAS.PRO\Results\210515M2\210515M2-CRV.qld

Last Altered: Monday, May 17, 2021 09:24:52 Pacific Daylight Time

Printed: Monday, May 17, 2021 09:26:57 Pacific Daylight Time

VY 5/17/2021

Compound name: PFODA

Coefficient of Determination: R² = 0.996229

Calibration curve: $-1.32569e-005 * x^2 + 0.868779 * x + 0.0821388$

Response type: Internal Std (Ref 74), Area * (IS Conc. / IS Area)

Curve type: 2nd Order, Origin: Include, Weighting: 1/x, Axis trans: None

	# Name	Type	Std. Conc	RT	Area	IS Area	Response	Conc.	%Dev	Conc. Flag	CoD	CoD Flag	x=excluded
1	1 210515M2_8	Standard	0.250	6.63	271.249	12850.347	0.264	0.21	-16.3	NO	0.996	NO	MM
2	2 210515M2_9	Standard	0.500	6.63	543.666	12784.740	0.532	0.52	3.5	NO	0.996	NO	MM
3	3 210515M2_10	Standard	1.000	6.63	948.633	11630.318	1.020	1.08	7.9	NO	0.996	NO	MM
4	4 210515M2_11	Standard	2.000	6.63	1880.711	11425.962	2.057	2.27	13.7	NO	0.996	NO	MM
5	5 210515M2_12	Standard	5.000	6.63	4789.639	11952.374	5.009	5.67	13.4	NO	0.996	NO	MM
6	6 210515M2_13	Standard	10.000	6.63	9000.674	11919.207	9.439	10.77	7.7	NO	0.996	NO	MM
7	7 210515M2_14	Standard	50.000	6.63	47209.316	12669.321	46.578	53.56	7.1	NO	0.996	NO	bb
8	8 210515M2_15	Standard	100.000	6.63	82577.805	10998.188	93.854	108.11	8.1	NO	0.996	NO	MM
9	9 210515M2_16	Standard	250.000	6.63	194320.594	12354.852	196.604	226.99	-9.2	NO	0.996	NO	bb
10	10 210515M2_17	Standard	500.000	6.63	366446.813	10425.944	439.345	509.57	1.9	NO	0.996	NO	bb

Compound name: N-MeFOSE

Coefficient of Determination: R² = 0.996832

Calibration curve: $-6.27445e-005 * x^2 + 1.00561 * x + 0.020096$

Response type: Internal Std (Ref 75), Area * (IS Conc. / IS Area)

Curve type: 2nd Order, Origin: Include, Weighting: 1/x, Axis trans: None

	# Name	Type	Std. Conc	RT	Area	IS Area	Response	Conc.	%Dev	Conc. Flag	CoD	CoD Flag	x=excluded
1	1 210515M2_8	Standard	0.250	6.27	14.329	7956.793	0.269	0.25	-1.1	NO	0.997	NO	bb
2	2 210515M2_9	Standard	0.500	6.27	26.822	8106.410	0.494	0.47	-5.8	NO	0.997	NO	MM
3	3 210515M2_10	Standard	1.000	6.27	41.319	7196.214	0.857	0.83	-16.8	NO	0.997	NO	bb
4	4 210515M2_11	Standard	2.000	6.27	95.949	6874.816	2.082	2.05	2.5	NO	0.997	NO	bb
5	5 210515M2_12	Standard	5.000	6.26	311.104	7369.354	6.299	6.25	24.9	NO	0.997	NO	MM
6	6 210515M2_13	Standard	10.000	6.27	473.052	7209.975	9.789	9.72	-2.8	NO	0.997	NO	bb
7	7 210515M2_14	Standard	50.000	6.27	2668.660	7561.922	52.654	52.51	5.0	NO	0.997	NO	bb
8	8 210515M2_15	Standard	100.000	6.27	4922.340	6784.707	108.245	108.35	8.4	NO	0.997	NO	MM
9	9 210515M2_16	Standard	250.000	6.27	12186.976	7972.030	228.085	230.10	-8.0	NO	0.997	NO	MM
10	10 210515M2_17	Standard	500.000	6.27	24293.000	7323.310	494.929	508.27	1.7	NO	0.997	NO	MM

Dataset: F:\Projects\PFAS.PRO\Results\210515M2\210515M2-CRV.qld

Last Altered: Monday, May 17, 2021 09:24:52 Pacific Daylight Time

Printed: Monday, May 17, 2021 09:26:57 Pacific Daylight Time

VY 5/17/2021

Compound name: N-EtFOSE

Coefficient of Determination: R² = 0.997570

Calibration curve: 5.6735e-005 * x² + 1.03698 * x + 0.126245

Response type: Internal Std (Ref 76), Area * (IS Conc. / IS Area)

Curve type: 2nd Order, Origin: Exclude, Weighting: 1/x, Axis trans: None

	# Name	Type	Std. Conc	RT	Area	IS Area	Response	Conc.	%Dev	Conc. Flag	CoD	CoD Flag	x=excluded
1	1 210515M2_8	Standard	0.250	6.42	23.137	8746.159	0.395	0.26	3.5	NO	0.998	NO	bb
2	2 210515M2_9	Standard	0.500	6.42	30.505	8599.619	0.529	0.39	-22.3	NO	0.998	NO	bb
3	3 210515M2_10	Standard	1.000	6.42	55.405	7625.503	1.084	0.92	-7.6	NO	0.998	NO	bb
4	4 210515M2_11	Standard	2.000	6.42	115.558	7644.747	2.255	2.05	2.6	NO	0.998	NO	bb
5	5 210515M2_12	Standard	5.000	6.42	309.151	7897.366	5.841	5.51	10.2	NO	0.998	NO	bb
6	6 210515M2_13	Standard	10.000	6.42	625.415	8303.795	11.237	10.71	7.1	NO	0.998	NO	MM
7	7 210515M2_14	Standard	50.000	6.42	3087.565	8431.384	54.637	52.42	4.8	NO	0.998	NO	MM
8	8 210515M2_15	Standard	100.000	6.42	5652.209	7519.040	112.157	107.40	7.4	NO	0.998	NO	MM
9	9 210515M2_16	Standard	250.000	6.42	13760.922	8423.730	243.732	231.97	-7.2	NO	0.998	NO	MM
10	10 210515M2_17	Standard	500.000	6.42	28202.092	7783.948	540.568	507.10	1.4	NO	0.998	NO	MM

Compound name: 13C3-PFBA-EIS

Response Factor: 236.166

RRF SD: 0, Relative SD: 0

Response type: External Std, Area

Curve type: RF

	# Name	Type	Std. Conc	RT	Area	IS Area	Response	Conc.	%Dev	Conc. Flag	CoD	CoD Flag	x=excluded
1	1 210515M2_8	Standard	12.500	1.27	3216.164		3216.164	13.62	8.9	NO		NO	MMX
2	2 210515M2_9	Standard	12.500	1.27	3194.752		3194.752	13.53	8.2	NO		NO	MMX
3	3 210515M2_10	Standard	12.500	1.27	2884.994		2884.994	12.22	-2.3	NO		NO	MMX
4	4 210515M2_11	Standard	12.500	1.27	2843.803		2843.803	12.04	-3.7	NO		NO	MMX
5	5 210515M2_12	Standard	12.500	1.27	2907.611		2907.611	12.31	-1.5	NO		NO	MMX
6	6 210515M2_13	Standard	12.500	1.27	2952.079		2952.079	12.50	0.0	NO		NO	MM
7	7 210515M2_14	Standard	12.500	1.27	3085.216		3085.216	13.06	4.5	NO		NO	bbX
8	8 210515M2_15	Standard	12.500	1.27	2686.482		2686.482	11.38	-9.0	NO		NO	bbX
9	9 210515M2_16	Standard	12.500	1.27	3152.905		3152.905	13.35	6.8	NO		NO	MMX
10	10 210515M2_17	Standard	12.500	1.26	2656.022		2656.022	11.25	-10.0	NO		NO	MMX

Dataset: F:\Projects\PFAS.PRO\Results\210515M2\210515M2-CRV.qld

Last Altered: Monday, May 17, 2021 09:24:52 Pacific Daylight Time

Printed: Monday, May 17, 2021 09:26:57 Pacific Daylight Time

VY 5/17/2021

Compound name: 13C3-PFPeA-EIS

Response Factor: 302.223

RRF SD: 0, Relative SD: 0

Response type: External Std, Area

Curve type: RF

	# Name	Type	Std. Conc	RT	Area	IS Area	Response	Conc.	%Dev	Conc. Flag	CoD	CoD Flag	x=excluded
1	1 210515M2_8	Standard	12.500	2.20	4073.175		4073.175	13.48	7.8	NO		NO	MMX
2	2 210515M2_9	Standard	12.500	2.20	4282.978		4282.978	14.17	13.4	NO		NO	MMX
3	3 210515M2_10	Standard	12.500	2.20	3731.489		3731.489	12.35	-1.2	NO		NO	MMX
4	4 210515M2_11	Standard	12.500	2.20	3550.607		3550.607	11.75	-6.0	NO		NO	MMX
5	5 210515M2_12	Standard	12.500	2.19	3832.681		3832.681	12.68	1.5	NO		NO	bbX
6	6 210515M2_13	Standard	12.500	2.19	3777.792		3777.792	12.50	0.0	NO		NO	MM
7	7 210515M2_14	Standard	12.500	2.19	4014.276		4014.276	13.28	6.3	NO		NO	MMX
8	8 210515M2_15	Standard	12.500	2.19	3365.427		3365.427	11.14	-10.9	NO		NO	bbX
9	9 210515M2_16	Standard	12.500	2.19	3933.981		3933.981	13.02	4.1	NO		NO	MMX
10	10 210515M2_17	Standard	12.500	2.19	3310.899		3310.899	10.96	-12.4	NO		NO	MMX

Compound name: 13C3-PFBS-EIS

Response Factor: 86.2398

RRF SD: 0, Relative SD: 0

Response type: External Std, Area

Curve type: RF

	# Name	Type	Std. Conc	RT	Area	IS Area	Response	Conc.	%Dev	Conc. Flag	CoD	CoD Flag	x=excluded
1	1 210515M2_8	Standard	12.500	2.48	1134.059		1134.059	13.15	5.2	NO		NO	bbX
2	2 210515M2_9	Standard	12.500	2.48	1082.463		1082.463	12.55	0.4	NO		NO	bbX
3	3 210515M2_10	Standard	12.500	2.48	1022.397		1022.397	11.86	-5.2	NO		NO	bbX
4	4 210515M2_11	Standard	12.500	2.48	978.992		978.992	11.35	-9.2	NO		NO	bbX
5	5 210515M2_12	Standard	12.500	2.48	1020.876		1020.876	11.84	-5.3	NO		NO	MMX
6	6 210515M2_13	Standard	12.500	2.48	1077.998		1077.998	12.50	0.0	NO		NO	bb
7	7 210515M2_14	Standard	12.500	2.48	1070.209		1070.209	12.41	-0.7	NO		NO	bbX
8	8 210515M2_15	Standard	12.500	2.48	919.187		919.187	10.66	-14.7	NO		NO	bbX
9	9 210515M2_16	Standard	12.500	2.48	1020.145		1020.145	11.83	-5.4	NO		NO	bbX
10	10 210515M2_17	Standard	12.500	2.48	785.131		785.131	9.10	-27.2	NO		NO	bbX

Dataset: F:\Projects\PFAS.PRO\Results\210515M2\210515M2-CRV.qld

Last Altered: Monday, May 17, 2021 09:24:52 Pacific Daylight Time

Printed: Monday, May 17, 2021 09:26:57 Pacific Daylight Time

VY 5/17/2021

Compound name: 13C3-HFPO-DA-EIS

Response Factor: 19.384

RRF SD: 0, Relative SD: 0

Response type: External Std, Area

Curve type: RF

	# Name	Type	Std. Conc	RT	Area	IS Area	Response	Conc.	%Dev	Conc. Flag	CoD	CoD Flag	x=excluded
1	1 210515M2_8	Standard	12.500	3.21	304.613		304.613	15.71	25.7	NO		NO	bbX
2	2 210515M2_9	Standard	12.500	3.21	254.434		254.434	13.13	5.0	NO		NO	bbX
3	3 210515M2_10	Standard	12.500	3.21	276.353		276.353	14.26	14.1	NO		NO	bbX
4	4 210515M2_11	Standard	12.500	3.21	220.510		220.510	11.38	-9.0	NO		NO	MMX
5	5 210515M2_12	Standard	12.500	3.21	229.261		229.261	11.83	-5.4	NO		NO	bbX
6	6 210515M2_13	Standard	12.500	3.21	242.300		242.300	12.50	0.0	NO		NO	bb
7	7 210515M2_14	Standard	12.500	3.21	238.745		238.745	12.32	-1.5	NO		NO	bbX
8	8 210515M2_15	Standard	12.500	3.21	188.050		188.050	9.70	-22.4	NO		NO	MMX
9	9 210515M2_16	Standard	12.500	3.21	227.908		227.908	11.76	-5.9	NO		NO	MMX
10	10 210515M2_17	Standard	12.500	3.21	208.443		208.443	10.75	-14.0	NO		NO	bbX

Compound name: 13C2-4:2 FTS-EIS

Response Factor: 79.4575

RRF SD: 0, Relative SD: 0

Response type: External Std, Area

Curve type: RF

	# Name	Type	Std. Conc	RT	Area	IS Area	Response	Conc.	%Dev	Conc. Flag	CoD	CoD Flag	x=excluded
1	1 210515M2_8	Standard	12.500	2.92	1216.974		1216.974	15.32	22.5	NO		NO	bbX
2	2 210515M2_9	Standard	12.500	2.92	1239.704		1239.704	15.60	24.8	NO		NO	bbX
3	3 210515M2_10	Standard	12.500	2.92	1026.352		1026.352	12.92	3.3	NO		NO	MMX
4	4 210515M2_11	Standard	12.500	2.92	1042.868		1042.868	13.12	5.0	NO		NO	MMX
5	5 210515M2_12	Standard	12.500	2.92	1046.346		1046.346	13.17	5.3	NO		NO	bbX
6	6 210515M2_13	Standard	12.500	2.92	993.219		993.219	12.50	0.0	NO		NO	bb
7	7 210515M2_14	Standard	12.500	2.92	992.627		992.627	12.49	-0.1	NO		NO	MMX
8	8 210515M2_15	Standard	12.500	2.92	735.123		735.123	9.25	-26.0	NO		NO	bbX
9	9 210515M2_16	Standard	12.500	2.92	880.430		880.430	11.08	-11.4	NO		NO	bbX
10	10 210515M2_17	Standard	12.500	2.92	729.024		729.024	9.18	-26.6	NO		NO	MMX

Dataset: F:\Projects\PFAS.PRO\Results\210515M2\210515M2-CRV.qld

Last Altered: Monday, May 17, 2021 09:24:52 Pacific Daylight Time

Printed: Monday, May 17, 2021 09:26:57 Pacific Daylight Time

VY 5/17/2021

Compound name: 13C2-PFHxA-EIS

Response Factor: 481.309

RRF SD: 0, Relative SD: 0

Response type: External Std, Area

Curve type: RF

	# Name	Type	Std. Conc	RT	Area	IS Area	Response	Conc.	%Dev	Conc. Flag	CoD	CoD Flag	x=excluded
1	1 210515M2_8	Standard	12.500	3.01	6511.883		6511.883	13.53	8.2	NO		NO	MMX
2	2 210515M2_9	Standard	12.500	3.01	6757.943		6757.943	14.04	12.3	NO		NO	MMX
3	3 210515M2_10	Standard	12.500	3.01	6208.326		6208.326	12.90	3.2	NO		NO	MMX
4	4 210515M2_11	Standard	12.500	3.01	5876.355		5876.355	12.21	-2.3	NO		NO	MMX
5	5 210515M2_12	Standard	12.500	3.01	6015.428		6015.428	12.50	-0.0	NO		NO	MMX
6	6 210515M2_13	Standard	12.500	3.01	6016.358		6016.358	12.50	0.0	NO		NO	MM
7	7 210515M2_14	Standard	12.500	3.01	6432.151		6432.151	13.36	6.9	NO		NO	MMX
8	8 210515M2_15	Standard	12.500	3.01	5320.941		5320.941	11.06	-11.6	NO		NO	bbX
9	9 210515M2_16	Standard	12.500	3.01	6241.132		6241.132	12.97	3.7	NO		NO	MMX
10	10 210515M2_17	Standard	12.500	3.01	4787.235		4787.235	9.95	-20.4	NO		NO	bbX

Compound name: 13C4-PFHpA-EIS

Response Factor: 282.988

RRF SD: 0, Relative SD: 0

Response type: External Std, Area

Curve type: RF

	# Name	Type	Std. Conc	RT	Area	IS Area	Response	Conc.	%Dev	Conc. Flag	CoD	CoD Flag	x=excluded
1	1 210515M2_8	Standard	12.500	3.61	3859.766		3859.766	13.64	9.1	NO		NO	MMX
2	2 210515M2_9	Standard	12.500	3.61	4069.732		4069.732	14.38	15.1	NO		NO	MMX
3	3 210515M2_10	Standard	12.500	3.61	3331.907		3331.907	11.77	-5.8	NO		NO	bbX
4	4 210515M2_11	Standard	12.500	3.61	3343.608		3343.608	11.82	-5.5	NO		NO	MMX
5	5 210515M2_12	Standard	12.500	3.61	3362.616		3362.616	11.88	-4.9	NO		NO	bbX
6	6 210515M2_13	Standard	12.500	3.61	3537.351		3537.351	12.50	0.0	NO		NO	MM
7	7 210515M2_14	Standard	12.500	3.61	3684.309		3684.309	13.02	4.2	NO		NO	MMX
8	8 210515M2_15	Standard	12.500	3.61	3126.815		3126.815	11.05	-11.6	NO		NO	bbX
9	9 210515M2_16	Standard	12.500	3.61	3493.115		3493.115	12.34	-1.3	NO		NO	MMX
10	10 210515M2_17	Standard	12.500	3.60	2755.554		2755.554	9.74	-22.1	NO		NO	MMX

Dataset: F:\Projects\PFAS.PRO\Results\210515M2\210515M2-CRV.qld

Last Altered: Monday, May 17, 2021 09:24:52 Pacific Daylight Time

Printed: Monday, May 17, 2021 09:26:57 Pacific Daylight Time

VY 5/17/2021

Compound name: 13C3-PFHxS-EIS

Response Factor: 161.585

RRF SD: 0, Relative SD: 0

Response type: External Std, Area

Curve type: RF

	# Name	Type	Std. Conc	RT	Area	IS Area	Response	Conc.	%Dev	Conc. Flag	CoD	CoD Flag	x=excluded
1	1 210515M2_8	Standard	12.500	3.76	2217.661		2217.661	13.72	9.8	NO		NO	MMX
2	2 210515M2_9	Standard	12.500	3.76	2233.406		2233.406	13.82	10.6	NO		NO	bbX
3	3 210515M2_10	Standard	12.500	3.76	1938.008		1938.008	11.99	-4.0	NO		NO	bbX
4	4 210515M2_11	Standard	12.500	3.76	1786.867		1786.867	11.06	-11.5	NO		NO	MMX
5	5 210515M2_12	Standard	12.500	3.76	1983.129		1983.129	12.27	-1.8	NO		NO	bbX
6	6 210515M2_13	Standard	12.500	3.76	2019.807		2019.807	12.50	0.0	NO		NO	bb
7	7 210515M2_14	Standard	12.500	3.76	1941.945		1941.945	12.02	-3.9	NO		NO	bbX
8	8 210515M2_15	Standard	12.500	3.76	1729.240		1729.240	10.70	-14.4	NO		NO	MMX
9	9 210515M2_16	Standard	12.500	3.76	1875.393		1875.393	11.61	-7.1	NO		NO	MMX
10	10 210515M2_17	Standard	12.500	3.76	1495.290		1495.290	9.25	-26.0	NO		NO	bbX

Compound name: 13C2-6:2 FTS-EIS

Response Factor: 90.6389

RRF SD: 0, Relative SD: 0

Response type: External Std, Area

Curve type: RF

	# Name	Type	Std. Conc	RT	Area	IS Area	Response	Conc.	%Dev	Conc. Flag	CoD	CoD Flag	x=excluded
1	1 210515M2_8	Standard	12.500	4.07	1227.320		1227.320	13.54	8.3	NO		NO	bbX
2	2 210515M2_9	Standard	12.500	4.07	1212.867		1212.867	13.38	7.1	NO		NO	bbX
3	3 210515M2_10	Standard	12.500	4.08	1128.364		1128.364	12.45	-0.4	NO		NO	MMX
4	4 210515M2_11	Standard	12.500	4.07	1044.111		1044.111	11.52	-7.8	NO		NO	bbX
5	5 210515M2_12	Standard	12.500	4.07	1114.342		1114.342	12.29	-1.6	NO		NO	bbX
6	6 210515M2_13	Standard	12.500	4.07	1132.986		1132.986	12.50	0.0	NO		NO	bb
7	7 210515M2_14	Standard	12.500	4.07	1188.960		1188.960	13.12	4.9	NO		NO	MMX
8	8 210515M2_15	Standard	12.500	4.07	906.287		906.287	10.00	-20.0	NO		NO	MMX
9	9 210515M2_16	Standard	12.500	4.07	1115.949		1115.949	12.31	-1.5	NO		NO	bbX
10	10 210515M2_17	Standard	12.500	4.08	916.569		916.569	10.11	-19.1	NO		NO	bbX

Dataset: F:\Projects\PFAS.PRO\Results\210515M2\210515M2-CRV.qld

Last Altered: Monday, May 17, 2021 09:24:52 Pacific Daylight Time

Printed: Monday, May 17, 2021 09:26:57 Pacific Daylight Time

VY 5/17/2021

Compound name: 13C5-PFNA-EIS

Response Factor: 559.633

RRF SD: 0, Relative SD: 0

Response type: External Std, Area

Curve type: RF

	# Name	Type	Std. Conc	RT	Area	IS Area	Response	Conc.	%Dev	Conc. Flag	CoD	CoD Flag	x=excluded
1	1 210515M2_8	Standard	12.500	4.58	7245.055		7245.055	12.95	3.6	NO		NO	MMX
2	2 210515M2_9	Standard	12.500	4.58	7889.930		7889.930	14.10	12.8	NO		NO	bbX
3	3 210515M2_10	Standard	12.500	4.58	7080.311		7080.311	12.65	1.2	NO		NO	bbX
4	4 210515M2_11	Standard	12.500	4.57	6753.493		6753.493	12.07	-3.5	NO		NO	bbX
5	5 210515M2_12	Standard	12.500	4.58	6863.520		6863.520	12.26	-1.9	NO		NO	bbX
6	6 210515M2_13	Standard	12.500	4.58	6995.417		6995.417	12.50	0.0	NO		NO	bb
7	7 210515M2_14	Standard	12.500	4.57	7278.035		7278.035	13.01	4.0	NO		NO	MMX
8	8 210515M2_15	Standard	12.500	4.58	6387.853		6387.853	11.41	-8.7	NO		NO	bbX
9	9 210515M2_16	Standard	12.500	4.57	7106.383		7106.383	12.70	1.6	NO		NO	MMX
10	10 210515M2_17	Standard	12.500	4.58	5747.166		5747.166	10.27	-17.8	NO		NO	bbX

Compound name: 13C8-PFOA-EIS

Response Factor: 285.457

RRF SD: 0, Relative SD: 0

Response type: External Std, Area

Curve type: RF

	# Name	Type	Std. Conc	RT	Area	IS Area	Response	Conc.	%Dev	Conc. Flag	CoD	CoD Flag	x=excluded
1	1 210515M2_8	Standard	12.500	4.63	3929.113		3929.113	13.76	10.1	NO		NO	bbX
2	2 210515M2_9	Standard	12.500	4.63	3817.526		3817.526	13.37	7.0	NO		NO	bbX
3	3 210515M2_10	Standard	12.500	4.63	3279.743		3279.743	11.49	-8.1	NO		NO	bbX
4	4 210515M2_11	Standard	12.500	4.63	3371.147		3371.147	11.81	-5.5	NO		NO	MMX
5	5 210515M2_12	Standard	12.500	4.63	3491.315		3491.315	12.23	-2.2	NO		NO	bbX
6	6 210515M2_13	Standard	12.500	4.63	3568.213		3568.213	12.50	0.0	NO		NO	bb
7	7 210515M2_14	Standard	12.500	4.63	3612.815		3612.815	12.66	1.2	NO		NO	bbX
8	8 210515M2_15	Standard	12.500	4.63	2958.087		2958.087	10.36	-17.1	NO		NO	MMX
9	9 210515M2_16	Standard	12.500	4.62	3593.549		3593.549	12.59	0.7	NO		NO	bbX
10	10 210515M2_17	Standard	12.500	4.63	2869.761		2869.761	10.05	-19.6	NO		NO	bbX

Dataset: F:\Projects\PFAS.PRO\Results\210515M2\210515M2-CRV.qld

Last Altered: Monday, May 17, 2021 09:24:52 Pacific Daylight Time

Printed: Monday, May 17, 2021 09:26:57 Pacific Daylight Time

VY 5/17/2021

Compound name: 13C2-PFOA-EIS

Response Factor: 599.936

RRF SD: 0, Relative SD: 0

Response type: External Std, Area

Curve type: RF

	# Name	Type	Std. Conc	RT	Area	IS Area	Response	Conc.	%Dev	Conc. Flag	CoD	CoD Flag	x=excluded
1	1 210515M2_8	Standard	12.500	4.13	7796.160		7796.160	12.99	4.0	NO		NO	MMX
2	2 210515M2_9	Standard	12.500	4.13	7797.654		7797.654	13.00	4.0	NO		NO	MMX
3	3 210515M2_10	Standard	12.500	4.14	7011.466		7011.466	11.69	-6.5	NO		NO	MMX
4	4 210515M2_11	Standard	12.500	4.13	6809.759		6809.759	11.35	-9.2	NO		NO	bbX
5	5 210515M2_12	Standard	12.500	4.13	6830.320		6830.320	11.39	-8.9	NO		NO	MMX
6	6 210515M2_13	Standard	12.500	4.13	7499.204		7499.204	12.50	0.0	NO		NO	MM
7	7 210515M2_14	Standard	12.500	4.13	7368.814		7368.814	12.28	-1.7	NO		NO	MMX
8	8 210515M2_15	Standard	12.500	4.13	6095.323		6095.323	10.16	-18.7	NO		NO	bbX
9	9 210515M2_16	Standard	12.500	4.13	6795.825		6795.825	11.33	-9.4	NO		NO	MMX
10	10 210515M2_17	Standard	12.500	4.13	5459.071		5459.071	9.10	-27.2	NO		NO	MMX

Compound name: 13C8-PFOS-EIS

Response Factor: 190.845

RRF SD: 0, Relative SD: 0

Response type: External Std, Area

Curve type: RF

	# Name	Type	Std. Conc	RT	Area	IS Area	Response	Conc.	%Dev	Conc. Flag	CoD	CoD Flag	x=excluded
1	1 210515M2_8	Standard	12.500	4.66	2687.986		2687.986	14.08	12.7	NO		NO	bbX
2	2 210515M2_9	Standard	12.500	4.66	2639.002		2639.002	13.83	10.6	NO		NO	MMX
3	3 210515M2_10	Standard	12.500	4.66	2380.295		2380.295	12.47	-0.2	NO		NO	bbX
4	4 210515M2_11	Standard	12.500	4.66	2220.457		2220.457	11.63	-6.9	NO		NO	bbX
5	5 210515M2_12	Standard	12.500	4.66	2595.004		2595.004	13.60	8.8	NO		NO	MMX
6	6 210515M2_13	Standard	12.500	4.66	2385.564		2385.564	12.50	0.0	NO		NO	MM
7	7 210515M2_14	Standard	12.500	4.66	2495.662		2495.662	13.08	4.6	NO		NO	bbX
8	8 210515M2_15	Standard	12.500	4.66	2135.298		2135.298	11.19	-10.5	NO		NO	bbX
9	9 210515M2_16	Standard	12.500	4.66	2286.242		2286.242	11.98	-4.2	NO		NO	bbX
10	10 210515M2_17	Standard	12.500	4.66	1869.057		1869.057	9.79	-21.7	NO		NO	bbX

Dataset: F:\Projects\PFAS.PRO\Results\210515M2\210515M2-CRV.qld

Last Altered: Monday, May 17, 2021 09:24:52 Pacific Daylight Time

Printed: Monday, May 17, 2021 09:26:57 Pacific Daylight Time

VY 5/17/2021

Compound name: 13C2-PFDA-EIS

Response Factor: 593.761

RRF SD: 0, Relative SD: 0

Response type: External Std, Area

Curve type: RF

	# Name	Type	Std. Conc	RT	Area	IS Area	Response	Conc.	%Dev	Conc. Flag	CoD	CoD Flag	x=excluded
1	1 210515M2_8	Standard	12.500	4.96	7976.480		7976.480	13.43	7.5	NO		NO	MMX
2	2 210515M2_9	Standard	12.500	4.96	7659.820		7659.820	12.90	3.2	NO		NO	bbX
3	3 210515M2_10	Standard	12.500	4.96	7221.337		7221.337	12.16	-2.7	NO		NO	MMX
4	4 210515M2_11	Standard	12.500	4.95	7185.126		7185.126	12.10	-3.2	NO		NO	MMX
5	5 210515M2_12	Standard	12.500	4.95	7100.129		7100.129	11.96	-4.3	NO		NO	bbX
6	6 210515M2_13	Standard	12.500	4.96	7422.015		7422.015	12.50	0.0	NO		NO	bb
7	7 210515M2_14	Standard	12.500	4.95	7235.931		7235.931	12.19	-2.5	NO		NO	MMX
8	8 210515M2_15	Standard	12.500	4.96	6588.598		6588.598	11.10	-11.2	NO		NO	MMX
9	9 210515M2_16	Standard	12.500	4.95	7617.096		7617.096	12.83	2.6	NO		NO	MMX
10	10 210515M2_17	Standard	12.500	4.95	6219.883		6219.883	10.48	-16.2	NO		NO	MMX

Compound name: 13C2-8:2 FTS-EIS

Response Factor: 114.874

RRF SD: 0, Relative SD: 0

Response type: External Std, Area

Curve type: RF

	# Name	Type	Std. Conc	RT	Area	IS Area	Response	Conc.	%Dev	Conc. Flag	CoD	CoD Flag	x=excluded
1	1 210515M2_8	Standard	12.500	4.93	1532.401		1532.401	13.34	6.7	NO		NO	MMX
2	2 210515M2_9	Standard	12.500	4.93	1529.328		1529.328	13.31	6.5	NO		NO	bbX
3	3 210515M2_10	Standard	12.500	4.93	1381.950		1381.950	12.03	-3.8	NO		NO	bbX
4	4 210515M2_11	Standard	12.500	4.92	1244.707		1244.707	10.84	-13.3	NO		NO	bbX
5	5 210515M2_12	Standard	12.500	4.93	1379.663		1379.663	12.01	-3.9	NO		NO	bbX
6	6 210515M2_13	Standard	12.500	4.93	1435.930		1435.930	12.50	0.0	NO		NO	bb
7	7 210515M2_14	Standard	12.500	4.92	1369.264		1369.264	11.92	-4.6	NO		NO	bbX
8	8 210515M2_15	Standard	12.500	4.93	1123.953		1123.953	9.78	-21.7	NO		NO	bbX
9	9 210515M2_16	Standard	12.500	4.92	1167.817		1167.817	10.17	-18.7	NO		NO	bbX
10	10 210515M2_17	Standard	12.500	4.92	1003.206		1003.206	8.73	-30.1	NO		NO	MMX

Dataset: F:\Projects\PFAS.PRO\Results\210515M2\210515M2-CRV.qld

Last Altered: Monday, May 17, 2021 09:24:52 Pacific Daylight Time

Printed: Monday, May 17, 2021 09:26:57 Pacific Daylight Time

VY 5/17/2021

Compound name: d3-N-MeFOSAA-EIS

Response Factor: 555.332

RRF SD: 0, Relative SD: 0

Response type: External Std, Area

Curve type: RF

	# Name	Type	Std. Conc	RT	Area	IS Area	Response	Conc.	%Dev	Conc. Flag	CoD	CoD Flag	x=excluded
1	1 210515M2_8	Standard	12.500	5.11	7306.685		7306.685	13.16	5.3	NO		NO	MMX
2	2 210515M2_9	Standard	12.500	5.11	7688.041		7688.041	13.84	10.8	NO		NO	bbX
3	3 210515M2_10	Standard	12.500	5.11	6866.328		6866.328	12.36	-1.1	NO		NO	bbX
4	4 210515M2_11	Standard	12.500	5.11	6340.889		6340.889	11.42	-8.7	NO		NO	MMX
5	5 210515M2_12	Standard	12.500	5.11	6775.325		6775.325	12.20	-2.4	NO		NO	bbX
6	6 210515M2_13	Standard	12.500	5.11	6941.645		6941.645	12.50	0.0	NO		NO	bb
7	7 210515M2_14	Standard	12.500	5.11	7157.654		7157.654	12.89	3.1	NO		NO	MMX
8	8 210515M2_15	Standard	12.500	5.11	6166.943		6166.943	11.10	-11.2	NO		NO	bbX
9	9 210515M2_16	Standard	12.500	5.11	7067.910		7067.910	12.73	1.8	NO		NO	bbX
10	10 210515M2_17	Standard	12.500	5.11	5725.844		5725.844	10.31	-17.5	NO		NO	bbX

Compound name: 13C2-PFUDa-EIS

Response Factor: 946.911

RRF SD: 0, Relative SD: 0

Response type: External Std, Area

Curve type: RF

	# Name	Type	Std. Conc	RT	Area	IS Area	Response	Conc.	%Dev	Conc. Flag	CoD	CoD Flag	x=excluded
1	1 210515M2_8	Standard	12.500	5.29	12590.031		12590.031	13.30	6.4	NO		NO	MMX
2	2 210515M2_9	Standard	12.500	5.29	12744.391		12744.391	13.46	7.7	NO		NO	MMX
3	3 210515M2_10	Standard	12.500	5.29	11417.797		11417.797	12.06	-3.5	NO		NO	bbX
4	4 210515M2_11	Standard	12.500	5.29	11310.270		11310.270	11.94	-4.4	NO		NO	MMX
5	5 210515M2_12	Standard	12.500	5.29	11658.221		11658.221	12.31	-1.5	NO		NO	MMX
6	6 210515M2_13	Standard	12.500	5.29	11836.392		11836.392	12.50	0.0	NO		NO	MM
7	7 210515M2_14	Standard	12.500	5.29	12091.666		12091.666	12.77	2.2	NO		NO	MMX
8	8 210515M2_15	Standard	12.500	5.29	10399.094		10399.094	10.98	-12.1	NO		NO	MMX
9	9 210515M2_16	Standard	12.500	5.29	11321.737		11321.737	11.96	-4.3	NO		NO	MMX
10	10 210515M2_17	Standard	12.500	5.29	9522.421		9522.421	10.06	-19.5	NO		NO	bbX

Dataset: F:\Projects\PFAS.PRO\Results\210515M2\210515M2-CRV.qld

Last Altered: Monday, May 17, 2021 09:24:52 Pacific Daylight Time

Printed: Monday, May 17, 2021 09:26:57 Pacific Daylight Time

VY 5/17/2021

Compound name: d5-N-EtFOSAA-EIS

Response Factor: 469.773

RRF SD: 0, Relative SD: 0

Response type: External Std, Area

Curve type: RF

	# Name	Type	Std. Conc	RT	Area	IS Area	Response	Conc.	%Dev	Conc. Flag	CoD	CoD Flag	x=excluded
1	1 210515M2_8	Standard	12.500	5.27	6466.799		6466.799	13.77	10.1	NO		NO	bbX
2	2 210515M2_9	Standard	12.500	5.27	6333.752		6333.752	13.48	7.9	NO		NO	bbX
3	3 210515M2_10	Standard	12.500	5.27	5994.085		5994.085	12.76	2.1	NO		NO	bbX
4	4 210515M2_11	Standard	12.500	5.27	5581.817		5581.817	11.88	-4.9	NO		NO	MMX
5	5 210515M2_12	Standard	12.500	5.27	5672.598		5672.598	12.08	-3.4	NO		NO	bbX
6	6 210515M2_13	Standard	12.500	5.27	5872.165		5872.165	12.50	0.0	NO		NO	bb
7	7 210515M2_14	Standard	12.500	5.27	6019.535		6019.535	12.81	2.5	NO		NO	bbX
8	8 210515M2_15	Standard	12.500	5.27	5047.321		5047.321	10.74	-14.0	NO		NO	MMX
9	9 210515M2_16	Standard	12.500	5.27	5257.944		5257.944	11.19	-10.5	NO		NO	MMX
10	10 210515M2_17	Standard	12.500	5.26	4386.457		4386.457	9.34	-25.3	NO		NO	bbX

Compound name: 13C2-PFDoA-EIS

Response Factor: 1091.37

RRF SD: 0, Relative SD: 0

Response type: External Std, Area

Curve type: RF

	# Name	Type	Std. Conc	RT	Area	IS Area	Response	Conc.	%Dev	Conc. Flag	CoD	CoD Flag	x=excluded
1	1 210515M2_8	Standard	12.500	5.58	15059.749		15059.749	13.80	10.4	NO		NO	bbX
2	2 210515M2_9	Standard	12.500	5.58	15020.193		15020.193	13.76	10.1	NO		NO	bbX
3	3 210515M2_10	Standard	12.500	5.58	13155.677		13155.677	12.05	-3.6	NO		NO	MMX
4	4 210515M2_11	Standard	12.500	5.58	12814.460		12814.460	11.74	-6.1	NO		NO	bbX
5	5 210515M2_12	Standard	12.500	5.58	13556.474		13556.474	12.42	-0.6	NO		NO	bbX
6	6 210515M2_13	Standard	12.500	5.58	13642.072		13642.072	12.50	0.0	NO		NO	MM
7	7 210515M2_14	Standard	12.500	5.58	14304.616		14304.616	13.11	4.9	NO		NO	bbX
8	8 210515M2_15	Standard	12.500	5.58	12036.402		12036.402	11.03	-11.8	NO		NO	bbX
9	9 210515M2_16	Standard	12.500	5.58	13369.366		13369.366	12.25	-2.0	NO		NO	bbX
10	10 210515M2_17	Standard	12.500	5.58	11289.648		11289.648	10.34	-17.2	NO		NO	MMX

Dataset: F:\Projects\PFAS.PRO\Results\210515M2\210515M2-CRV.qld

Last Altered: Monday, May 17, 2021 09:24:52 Pacific Daylight Time

Printed: Monday, May 17, 2021 09:26:57 Pacific Daylight Time

VY 5/17/2021

Compound name: 13C2-10:2 FTS-EIS

Response Factor: 93.7448

RRF SD: 0, Relative SD: 0

Response type: External Std, Area

Curve type: RF

	# Name	Type	Std. Conc	RT	Area	IS Area	Response	Conc.	%Dev	Conc. Flag	CoD	CoD Flag	x=excluded
1	1 210515M2_8	Standard	12.500	5.57	1195.598		1195.598	12.75	2.0	NO		NO	MMX
2	2 210515M2_9	Standard	12.500	5.57	1182.957		1182.957	12.62	1.0	NO		NO	bbX
3	3 210515M2_10	Standard	12.500	5.57	1124.808		1124.808	12.00	-4.0	NO		NO	bbX
4	4 210515M2_11	Standard	12.500	5.56	973.453		973.453	10.38	-16.9	NO		NO	bbX
5	5 210515M2_12	Standard	12.500	5.56	1137.081		1137.081	12.13	-3.0	NO		NO	bbX
6	6 210515M2_13	Standard	12.500	5.56	1171.810		1171.810	12.50	0.0	NO		NO	MM
7	7 210515M2_14	Standard	12.500	5.56	1076.134		1076.134	11.48	-8.2	NO		NO	bbX
8	8 210515M2_15	Standard	12.500	5.56	805.107		805.107	8.59	-31.3	NO		NO	bbX
9	9 210515M2_16	Standard	12.500	5.56	928.543		928.543	9.91	-20.8	NO		NO	bbX
10	10 210515M2_17	Standard	12.500	5.56	649.164		649.164	6.92	-44.6	NO		NO	MMX

Compound name: d3-N-MeFOSA-EIS

Response Factor: 74.4176

RRF SD: 0, Relative SD: 0

Response type: External Std, Area

Curve type: RF

	# Name	Type	Std. Conc	RT	Area	IS Area	Response	Conc.	%Dev	Conc. Flag	CoD	CoD Flag	x=excluded
1	1 210515M2_8	Standard	149.200	5.66	11783.705		11783.705	158.35	6.1	NO		NO	MMX
2	2 210515M2_9	Standard	149.200	5.66	12176.403		12176.403	163.62	9.7	NO		NO	MMX
3	3 210515M2_10	Standard	149.200	5.66	10785.692		10785.692	144.93	-2.9	NO		NO	MMX
4	4 210515M2_11	Standard	149.200	5.66	10688.836		10688.836	143.63	-3.7	NO		NO	bbX
5	5 210515M2_12	Standard	149.200	5.66	11062.782		11062.782	148.66	-0.4	NO		NO	MMX
6	6 210515M2_13	Standard	149.200	5.66	11103.112		11103.112	149.20	0.0	NO		NO	MM
7	7 210515M2_14	Standard	149.200	5.66	11732.354		11732.354	157.66	5.7	NO		NO	bbX
8	8 210515M2_15	Standard	149.200	5.66	10098.787		10098.787	135.70	-9.0	NO		NO	MMX
9	9 210515M2_16	Standard	149.200	5.66	12225.935		12225.935	164.29	10.1	NO		NO	bbX
10	10 210515M2_17	Standard	149.200	5.66	10851.319		10851.319	145.82	-2.3	NO		NO	MMX

Dataset: F:\Projects\PFAS.PRO\Results\210515M2\210515M2-CRV.qld

Last Altered: Monday, May 17, 2021 09:24:52 Pacific Daylight Time

Printed: Monday, May 17, 2021 09:26:57 Pacific Daylight Time

VY 5/17/2021

Compound name: 13C2-PFTeDA-EIS

Response Factor: 707.956

RRF SD: 0, Relative SD: 0

Response type: External Std, Area

Curve type: RF

	# Name	Type	Std. Conc	RT	Area	IS Area	Response	Conc.	%Dev	Conc. Flag	CoD	CoD Flag	x=excluded
1	1 210515M2_8	Standard	12.500	6.06	9768.881		9768.881	13.80	10.4	NO		NO	bbX
2	2 210515M2_9	Standard	12.500	6.06	9762.836		9762.836	13.79	10.3	NO		NO	MMX
3	3 210515M2_10	Standard	12.500	6.06	8695.579		8695.579	12.28	-1.7	NO		NO	bbX
4	4 210515M2_11	Standard	12.500	6.06	8487.754		8487.754	11.99	-4.1	NO		NO	bbX
5	5 210515M2_12	Standard	12.500	6.06	8897.647		8897.647	12.57	0.5	NO		NO	bbX
6	6 210515M2_13	Standard	12.500	6.06	8849.454		8849.454	12.50	0.0	NO		NO	MM
7	7 210515M2_14	Standard	12.500	6.05	9669.174		9669.174	13.66	9.3	NO		NO	MMX
8	8 210515M2_15	Standard	12.500	6.06	7975.441		7975.441	11.27	-9.9	NO		NO	MMX
9	9 210515M2_16	Standard	12.500	6.05	9520.966		9520.966	13.45	7.6	NO		NO	MMX
10	10 210515M2_17	Standard	12.500	6.06	7456.688		7456.688	10.53	-15.7	NO		NO	bbX

Compound name: d5-N-ETFOSA-EIS

Response Factor: 97.5282

RRF SD: 0, Relative SD: 0

Response type: External Std, Area

Curve type: RF

	# Name	Type	Std. Conc	RT	Area	IS Area	Response	Conc.	%Dev	Conc. Flag	CoD	CoD Flag	x=excluded
1	1 210515M2_8	Standard	149.200	6.09	15255.940		15255.940	156.43	4.8	NO		NO	MMX
2	2 210515M2_9	Standard	149.200	6.09	15624.210		15624.210	160.20	7.4	NO		NO	MMX
3	3 210515M2_10	Standard	149.200	6.09	14283.170		14283.170	146.45	-1.8	NO		NO	MMX
4	4 210515M2_11	Standard	149.200	6.09	13880.233		13880.233	142.32	-4.6	NO		NO	MMX
5	5 210515M2_12	Standard	149.200	6.09	14433.097		14433.097	147.99	-0.8	NO		NO	MMX
6	6 210515M2_13	Standard	149.200	6.09	14551.204		14551.204	149.20	0.0	NO		NO	MM
7	7 210515M2_14	Standard	149.200	6.09	15364.436		15364.436	157.54	5.6	NO		NO	MMX
8	8 210515M2_15	Standard	149.200	6.09	13224.271		13224.271	135.59	-9.1	NO		NO	MMX
9	9 210515M2_16	Standard	149.200	6.09	15541.065		15541.065	159.35	6.8	NO		NO	MMX
10	10 210515M2_17	Standard	149.200	6.09	13357.676		13357.676	136.96	-8.2	NO		NO	MMX

Dataset: F:\Projects\PFAS.PRO\Results\210515M2\210515M2-CRV.qld

Last Altered: Monday, May 17, 2021 09:24:52 Pacific Daylight Time

Printed: Monday, May 17, 2021 09:26:57 Pacific Daylight Time

VY 5/17/2021

Compound name: 13C2-PFHxDA-EIS

Response Factor: 953.537

RRF SD: 0, Relative SD: 0

Response type: External Std, Area

Curve type: RF

	# Name	Type	Std. Conc	RT	Area	IS Area	Response	Conc.	%Dev	Conc. Flag	CoD	CoD Flag	x=excluded
1	1 210515M2_8	Standard	12.500	6.40	12850.347		12850.347	13.48	7.8	NO		NO	MMX
2	2 210515M2_9	Standard	12.500	6.40	12784.740		12784.740	13.41	7.3	NO		NO	MMX
3	3 210515M2_10	Standard	12.500	6.40	11630.318		11630.318	12.20	-2.4	NO		NO	MMX
4	4 210515M2_11	Standard	12.500	6.39	11425.962		11425.962	11.98	-4.1	NO		NO	bbX
5	5 210515M2_12	Standard	12.500	6.39	11952.374		11952.374	12.53	0.3	NO		NO	MMX
6	6 210515M2_13	Standard	12.500	6.39	11919.207		11919.207	12.50	0.0	NO		NO	MM
7	7 210515M2_14	Standard	12.500	6.39	12669.321		12669.321	13.29	6.3	NO		NO	MMX
8	8 210515M2_15	Standard	12.500	6.39	10998.188		10998.188	11.53	-7.7	NO		NO	MMX
9	9 210515M2_16	Standard	12.500	6.39	12354.852		12354.852	12.96	3.7	NO		NO	MMX
10	10 210515M2_17	Standard	12.500	6.39	10425.944		10425.944	10.93	-12.5	NO		NO	MMX

Compound name: d7-N-MeFOSE-EIS

Response Factor: 48.3242

RRF SD: 0, Relative SD: 0

Response type: External Std, Area

Curve type: RF

	# Name	Type	Std. Conc	RT	Area	IS Area	Response	Conc.	%Dev	Conc. Flag	CoD	CoD Flag	x=excluded
1	1 210515M2_8	Standard	149.200	6.26	7956.793		7956.793	164.65	10.4	NO		NO	MMX
2	2 210515M2_9	Standard	149.200	6.26	8106.410		8106.410	167.75	12.4	NO		NO	MMX
3	3 210515M2_10	Standard	149.200	6.26	7196.214		7196.214	148.92	-0.2	NO		NO	MMX
4	4 210515M2_11	Standard	149.200	6.26	6874.816		6874.816	142.26	-4.6	NO		NO	MMX
5	5 210515M2_12	Standard	149.200	6.26	7369.354		7369.354	152.50	2.2	NO		NO	MMX
6	6 210515M2_13	Standard	149.200	6.26	7209.975		7209.975	149.20	0.0	NO		NO	MM
7	7 210515M2_14	Standard	149.200	6.26	7561.922		7561.922	156.48	4.9	NO		NO	MMX
8	8 210515M2_15	Standard	149.200	6.26	6784.707		6784.707	140.40	-5.9	NO		NO	bbX
9	9 210515M2_16	Standard	149.200	6.26	7972.030		7972.030	164.97	10.6	NO		NO	MMX
10	10 210515M2_17	Standard	149.200	6.26	7323.310		7323.310	151.55	1.6	NO		NO	MMX

Dataset: F:\Projects\PFAS.PRO\Results\210515M2\210515M2-CRV.qld

Last Altered: Monday, May 17, 2021 09:24:52 Pacific Daylight Time

Printed: Monday, May 17, 2021 09:26:57 Pacific Daylight Time

VY 5/17/2021

Compound name: d9-N-EtFOSE-EIS

Response Factor: 55.6555

RRF SD: 0, Relative SD: 0

Response type: External Std, Area

Curve type: RF

	# Name	Type	Std. Conc	RT	Area	IS Area	Response	Conc.	%Dev	Conc. Flag	CoD	CoD Flag	x=excluded
1	1 210515M2_8	Standard	149.200	6.41	8746.159		8746.159	157.15	5.3	NO		NO	bbX
2	2 210515M2_9	Standard	149.200	6.41	8599.619		8599.619	154.52	3.6	NO		NO	MMX
3	3 210515M2_10	Standard	149.200	6.41	7625.503		7625.503	137.01	-8.2	NO		NO	MMX
4	4 210515M2_11	Standard	149.200	6.41	7644.747		7644.747	137.36	-7.9	NO		NO	MMX
5	5 210515M2_12	Standard	149.200	6.41	7897.366		7897.366	141.90	-4.9	NO		NO	MMX
6	6 210515M2_13	Standard	149.200	6.41	8303.795		8303.795	149.20	0.0	NO		NO	MM
7	7 210515M2_14	Standard	149.200	6.41	8431.384		8431.384	151.49	1.5	NO		NO	MMX
8	8 210515M2_15	Standard	149.200	6.41	7519.040		7519.040	135.10	-9.5	NO		NO	MMX
9	9 210515M2_16	Standard	149.200	6.41	8423.730		8423.730	151.35	1.4	NO		NO	bbX
10	10 210515M2_17	Standard	149.200	6.41	7783.948		7783.948	139.86	-6.3	NO		NO	MMX

Dataset: F:\Projects\PFAS.PRO\Results\210515M2\210515M2-CRV.qld

Last Altered: Monday, May 17, 2021 09:24:52 Pacific Daylight Time

Printed: Monday, May 17, 2021 09:26:13 Pacific Daylight Time

VY 5/17/2021

Method: F:\Projects\PFAS.PRO\MethDB\PFAS_FULL_80C_051521.mdb 17 May 2021 08:41:05

Calibration: F:\Projects\PFAS.PRO\CurveDB\C18_VAL-PFAS_Q4_05-15-21.cdb 17 May 2021 09:24:52

Name: 210515M2_13, Date: 15-May-2021, Time: 15:59:01, ID: ST210515M2-6 PFC CS3 21D2806, Description: PFC CS3 21D2806

	# Name	IS#	CoD	CoD Flag	%RSD
1	1 PFBA	51	0.9960	NO	
2	2 PFPrS	53	0.9963	NO	
3	3 PFMPA	56	0.9992	NO	
4	4 3:3 FTCA	52	0.9992	NO	
5	5 PFPeA	52	0.9950	NO	
6	6 PFMBBA	52	0.9998	NO	
7	7 PFBS	53	0.9961	NO	
8	8 PFEESA	53	0.9997	NO	
9	9 NFDHA	56	0.9997	NO	
10	10 4:2 FTS	55	0.9978	NO	
11	11 PFHxA	56	0.9948	NO	
12	12 PFPeS	53	0.9940	NO	
13	13 HFPO-DA	54	0.9971	NO	
14	14 5:3 FTCA	57	0.9993	NO	
15	15 PFHpA	57	0.9968	NO	
16	16 ADONA	57	0.9962	NO	
17	17 L-PFHxS	58	0.9962	NO	
18	19 6:2 FTS	59	0.9958	NO	
19	20 L-PFOA	62	0.9960	NO	
20	22 PFecHS	62	0.9966	NO	
21	23 PFHpS	63	0.9975	NO	
22	24 7:3 FTCA	60	0.9996	NO	
23	25 PFNA	60	0.9953	NO	
24	26 PFOSA	61	0.9924	NO	
25	27 L-PFOS	63	0.9976	NO	
26	29 9CI-PF3ONS	63	0.9976	NO	
27	30 PFDA	64	0.9943	NO	
28	31 8:2 FTS	65	0.9972	NO	
29	32 PFNS	63	0.9975	NO	
30	33 L-MeFOSAA	66	0.9949	NO	

Dataset: F:\Projects\PFAS.PRO\Results\210515M2\210515M2-CRV.qld

Last Altered: Monday, May 17, 2021 09:24:52 Pacific Daylight Time

Printed: Monday, May 17, 2021 09:25:50 Pacific Daylight Time

VY 5/17/2021

Method: F:\Projects\PFAS.PRO\MethDB\PFAS_FULL_80C_051521.mdb 17 May 2021 08:41:05

Calibration: F:\Projects\PFAS.PRO\CurveDB\C18_VAL-PFAS_Q4_05-15-21.cdb 17 May 2021 09:24:52

Name: 210515M2_13, Date: 15-May-2021, Time: 15:59:01, ID: ST210515M2-6 PFC CS3 21D2806, Description: PFC CS3 21D2806

#	Name	IS#	CoD	CoD Flag	%RSD
1	35 L-EtFOSAA	68	0.9976	NO	
2	37 PFUdA	67	0.9977	NO	
3	38 PFDS	63	0.9975	NO	
4	39 11Cl-PF3OUdS	69	0.9976	NO	
5	40 10:2 FTS	70	0.9914	NO	
6	41 PFDoA	69	0.9967	NO	
7	42 N-MeFOSA	71	0.9965	NO	
8	43 PFTrDA	69	0.9972	NO	
9	44 PFDoS	72	0.9929	NO	
10	45 PFTeDA	72	0.9934	NO	
11	46 N-EtFOSA	73	0.9968	NO	
12	47 PFHxDA	74	0.9962	NO	
13	48 PFODA	74	0.9962	NO	
14	49 N-MeFOSE	75	0.9968	NO	
15	50 N-EtFOSE	76	0.9976	NO	
16	51 13C3-PFBA-EIS			NO	0.000
17	52 13C3-PFPeA-EIS			NO	0.000
18	53 13C3-PFBS-EIS			NO	0.000
19	54 13C3-HFPO-DA-EIS			NO	0.000
20	55 13C2-4:2 FTS-EIS			NO	0.000
21	56 13C2-PFHxA-EIS			NO	0.000
22	57 13C4-PFHpA-EIS			NO	0.000
23	58 13C3-PFHxS-EIS			NO	0.000
24	59 13C2-6:2 FTS-EIS			NO	0.000
25	60 13C5-PFNA-EIS			NO	0.000
26	61 13C8-PFOSA-EIS			NO	0.000
27	62 13C2-PFOA-EIS			NO	0.000
28	63 13C8-PFOS-EIS			NO	0.000
29	64 13C2-PFDA-EIS			NO	0.000
30	65 13C2-8:2 FTS-EIS			NO	0.000
31	66 d3-N-MeFOSAA-EIS			NO	0.000
32	67 13C2-PFUdA-EIS			NO	0.000

Dataset: F:\Projects\PFAS.PRO\Results\210515M2\210515M2-CRV.qld

Last Altered: Monday, May 17, 2021 09:24:52 Pacific Daylight Time

Printed: Monday, May 17, 2021 09:25:50 Pacific Daylight Time

VY 5/17/2021

Name: 210515M2_13, Date: 15-May-2021, Time: 15:59:01, ID: ST210515M2-6 PFC CS3 21D2806, Description: PFC CS3 21D2806

	# Name	IS#	CoD	CoD Flag	%RSD
33	68 d5-N-EtFOSAA-EIS			NO	0.000
34	69 13C2-PFDoA-EIS			NO	0.000
35	70 13C2-10.2 FTS-EIS			NO	0.000
36	71 d3-N-MeFOSA-EIS			NO	0.000
37	72 13C2-PFTeDA-EIS			NO	0.000
38	73 d5-N-ETFOSA-EIS			NO	0.000
39	74 13C2-PFHxDA-EIS			NO	0.000
40	75 d7-N-MeFOSE-EIS			NO	0.000
41	76 d9-N-EtFOSE-EIS			NO	0.000

Dataset: F:\Projects\PFAS.PRO\Results\210515M2\210515M2-CRV.qld

Last Altered: Monday, May 17, 2021 09:18:10 Pacific Daylight Time

Printed: Monday, May 17, 2021 09:19:44 Pacific Daylight Time

VY 5/17/2021

Method: F:\Projects\PFAS.PRO\MethDB\PFAS_FULL_80C_051521.mdb 17 May 2021 08:41:05

Calibration: 17 May 2021 09:18:10

Name: 210515M2_13, Date: 15-May-2021, Time: 15:59:01, ID: ST210515M2-6 PFC CS3 21D2806, Description: PFC CS3 21D2806

#	Name	IS#	CoD	CoD Flag	%RSD
1	51 13C3-PFBA-EIS			NO	6.787
2	52 13C3-PFPeA-EIS			NO	8.194
3	53 13C3-PFBS-EIS			NO	9.836
4	54 13C3-HFPO-DA-EIS			NO	13.970
5	55 13C2-4:2 FTS-EIS			NO	17.369
6	56 13C2-PFHxA-EIS			NO	9.707
7	57 13C4-PFHpA-EIS			NO	10.720
8	58 13C3-PFHxS-EIS			NO	11.478
9	59 13C2-6:2 FTS-EIS			NO	10.220
10	60 13C5-PFNA-EIS			NO	8.225
11	61 13C8-PFOSA-EIS			NO	9.862
12	62 13C2-PFOA-EIS			NO	10.651
13	63 13C8-PFOS-EIS			NO	10.674
14	64 13C2-PFDA-EIS			NO	7.118
15	65 13C2-8:2 FTS-EIS			NO	13.388
16	66 d3-N-MeFOSAA-EIS			NO	8.536
17	67 13C2-PFUdA-EIS			NO	8.419
18	68 d5-N-EtFOSAA-EIS			NO	11.099
19	69 13C2-PFDoA-EIS			NO	8.949
20	70 13C2-10:2 FTS-EIS			NO	17.890
21	71 d3-N-MeFOSA-EIS			NO	6.214
22	72 13C2-PFTeDA-EIS			NO	8.877
23	73 d5-N-ETFOSA-EIS			NO	6.065
24	74 13C2-PFHxDA-EIS			NO	6.729
25	75 d7-N-MeFOSE-EIS			NO	6.161
26	76 d9-N-EtFOSE-EIS			NO	5.575

Dataset: F:\Projects\PFAS.PRO\Results\210515M2\210515M2-CRV.qld

Last Altered: Monday, May 17, 2021 09:24:52 Pacific Daylight Time

Printed: Monday, May 17, 2021 09:30:04 Pacific Daylight Time

VY 5/17/2021

Method: F:\Projects\PFAS.PRO\MethDB\PFAS_FULL_80C_051521.mdb 17 May 2021 08:41:05

Calibration: F:\Projects\PFAS.PRO\CurveDB\C18_VAL-PFAS_Q4_05-15-21.cdb 17 May 2021 09:24:52

Name: 210515M2_13, Date: 15-May-2021, Time: 15:59:01, ID: ST210515M2-6 PFC CS3 21D2806, Description: PFC CS3 21D2806

	# Name	Pred.RT	RT	Pred. Ratio	Ion Ratio	Ratio Out?
1	1 PFBA	1.27	1.27			
2	2 PFPrS	1.59	1.59	2.452	2.452	NO
3	3 PFMPA	1.62	1.62			
4	4 3:3 FTCA	2.06	2.05	1.684	1.684	NO
5	5 PFPeA	2.19	2.20			
6	6 PFMBA	2.49	2.49	12.764	12.764	NO
7	7 PFBS	2.48	2.48	2.599	2.599	NO
8	8 PFEESA	2.81	2.83	4.375	4.375	NO
9	9 NFDHA	2.92	2.91	14.634	14.634	NO
10	10 4:2 FTS	2.92	2.92	1.911	1.911	NO
11	11 PFHxA	3.01	3.01	17.181	17.181	NO
12	12 PFPeS	3.20	3.20	1.658	1.658	NO
13	13 HFPO-DA	3.21	3.21	1.506	1.506	NO
14	14 5:3 FTCA	3.55	3.54	1.527	1.527	NO
15	15 PFHpA	3.61	3.61	8.557	8.557	NO
16	16 ADONA	3.70	3.72	3.270	3.270	NO
17	17 L-PFHxS	3.76	3.76	1.682	1.682	NO
18	19 6:2 FTS	4.07	4.07	2.100	2.100	NO
19	20 L-PFOA	4.13	4.13	3.935	3.935	NO
20	22 PFecHS	4.15	4.15	1.023	1.023	NO
21	23 PFHpS	4.24	4.24	2.180	2.180	NO
22	24 7:3 FTCA	4.57	4.56	1.370	1.370	NO
23	25 PFNA	4.58	4.57	3.482	3.482	NO
24	26 PFOSA	4.63	4.63	31.825	31.825	NO
25	27 L-PFOS	4.66	4.66	1.969	1.969	NO
26	29 9CI-PF3ONS	4.88	4.88	23.757	23.757	NO
27	30 PFDA	4.96	4.96	4.999	4.999	NO
28	31 8:2 FTS	4.93	4.93	2.046	2.046	NO
29	32 PFNS	5.02	5.02	1.356	1.356	NO
30	33 L-MeFOSAA	5.11	5.11	2.868	2.868	NO

Dataset: F:\Projects\PFAS.PRO\Results\210515M2\210515M2-CRV.qld

Last Altered: Monday, May 17, 2021 09:24:52 Pacific Daylight Time

Printed: Monday, May 17, 2021 09:29:42 Pacific Daylight Time

VY 5/17/2021

Method: F:\Projects\PFAS.PRO\MethDB\PFAS_FULL_80C_051521.mdb 17 May 2021 08:41:05

Calibration: F:\Projects\PFAS.PRO\CurveDB\C18_VAL-PFAS_Q4_05-15-21.cdb 17 May 2021 09:24:52

Name: 210515M2_13, Date: 15-May-2021, Time: 15:59:01, ID: ST210515M2-6 PFC CS3 21D2806, Description: PFC CS3 21D2806

	# Name	Pred.RT	RT	Pred. Ratio	Ion Ratio	Ratio Out?
1	35 L-EtFOSAA	5.27	5.27	1.374	1.374	NO
2	37 PFUdA	5.29	5.29	7.864	7.864	NO
3	38 PFDS	5.33	5.34	1.703	1.703	NO
4	39 11Cl-PF3OUdS	5.51	5.51	22.441	22.441	NO
5	40 10:2 FTS	5.56	5.57	1.562	1.562	NO
6	41 PFDoA	5.58	5.58	8.151	8.151	NO
7	42 N-MeFOSA	5.64	5.63	1.273	1.273	NO
8	43 PFTrDA	5.84	5.83	8.563	8.563	NO
9	44 PFDoS	5.87	5.86	1.951	1.951	NO
10	45 PFTeDA	6.06	6.06	14.326	14.326	NO
11	46 N-EtFOSA	6.07	6.07	1.287	1.287	NO
12	47 PFHxDA	6.39	6.39	20.456	20.456	NO
13	48 PFODA	6.61	6.63			
14	49 N-MeFOSE	6.26	6.27			
15	50 N-EtFOSE	6.41	6.42			

Vista Analytical Laboratory

Dataset: Untitled

Last Altered: Monday, May 17, 2021 09:28:58 Pacific Daylight Time

Printed: Monday, May 17, 2021 09:29:07 Pacific Daylight Time

VY 5/17/2021

Method: F:\Projects\PFAS.PRO\MethDB\PFAS_FULL_80C_051521.mdb 17 May 2021 08:41:05

Calibration: F:\Projects\PFAS.PRO\CurveDB\C18_VAL-PFAS_Q4_05-15-21.cdb 17 May 2021 09:24:52

Compound name: PFBA

	# Name	ID	Acq.Date	Acq.Time
1	1 210515M2_7	IPA	15-May-21	14:56:36
2	2 210515M2_8	ST210515M2-1 PFC CS-2 21D2801	15-May-21	15:07:00
3	3 210515M2_9	ST210515M2-2 PFC CS-1 21D2802	15-May-21	15:17:27
4	4 210515M2_10	ST210515M2-3 PFC CS0 21D2803	15-May-21	15:27:52
5	5 210515M2_11	ST210515M2-4 PFC CS1 21D2804	15-May-21	15:38:17
6	6 210515M2_12	ST210515M2-5 PFC CS2 21D2805	15-May-21	15:48:39
7	7 210515M2_13	ST210515M2-6 PFC CS3 21D2806	15-May-21	15:59:01
8	8 210515M2_14	ST210515M2-7 PFC CS4 21D2807	15-May-21	16:09:23
9	9 210515M2_15	ST210515M2-8 PFC CS5 21D2808	15-May-21	16:19:46
10	10 210515M2_16	ST210515M2-9 PFC CS6 21D2809	15-May-21	16:30:08
11	11 210515M2_17	ST210515M2-10 PFC CS7 21D2810	15-May-21	16:40:30
12	12 210515M2_18	IB	15-May-21	16:50:54
13	13 210515M2_19	ICV210515M2-1 PFC ICV 21E1106	15-May-21	17:01:21
14	14 210515M2_20	IB	15-May-21	17:11:42

Dataset: F:\Projects\PFAS.PRO\Results\210515M2\210515M2-CRV.qld

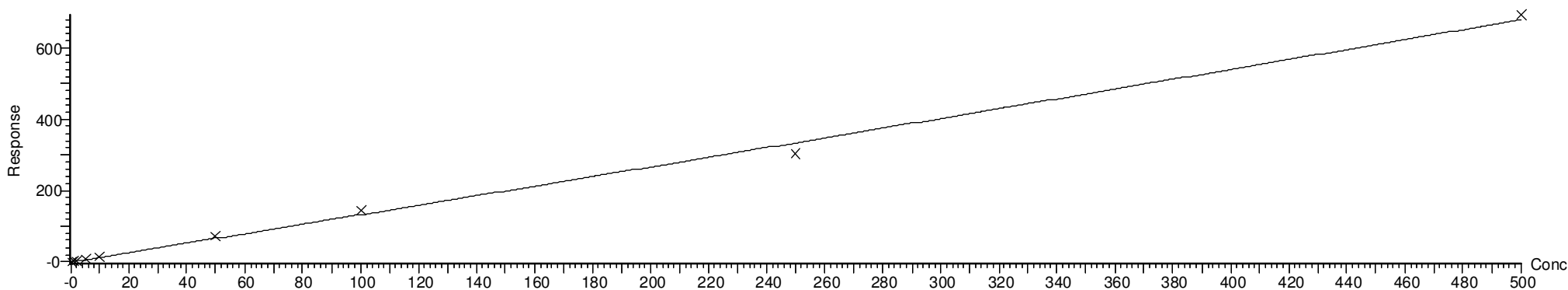
Last Altered: Monday, May 17, 2021 09:24:52 Pacific Daylight Time

Printed: Monday, May 17, 2021 09:28:26 Pacific Daylight Time

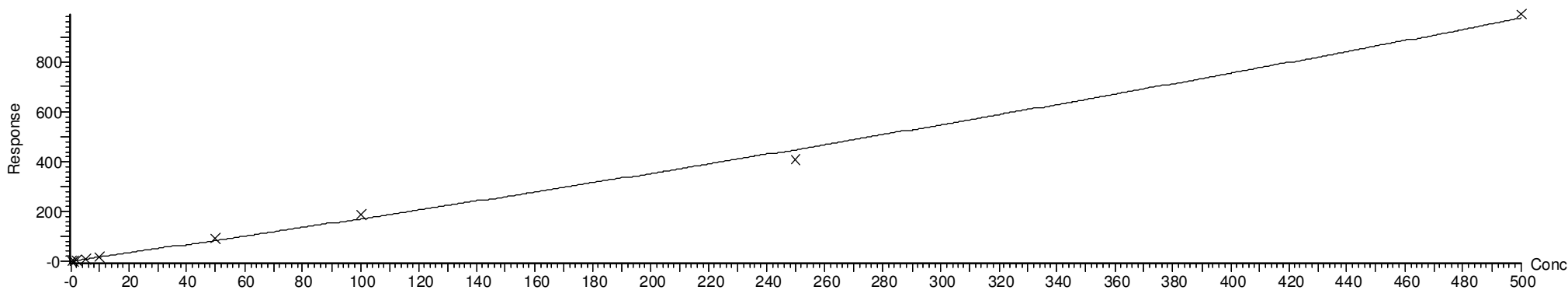
VY 5/17/2021

Method: F:\Projects\PFAS.PRO\MethDB\PFAS_FULL_80C_051521.mdb 17 May 2021 08:41:05
Calibration: F:\Projects\PFAS.PRO\CurveDB\C18_VAL-PFAS_Q4_05-15-21.cdb 17 May 2021 09:24:52

Compound name: PFBA
Coefficient of Determination: $R^2 = 0.995960$
Calibration curve: $8.97054e-005 * x^2 + 1.31442 * x + 0.101499$
Response type: Internal Std (Ref 51), Area * (IS Conc. / IS Area)
Curve type: 2nd Order, Origin: Include, Weighting: 1/x, Axis trans: None



Compound name: PFPrS
Coefficient of Determination: $R^2 = 0.996349$
Calibration curve: $0.000633122 * x^2 + 1.63531 * x + 0.0287035$
Response type: Internal Std (Ref 53), Area * (IS Conc. / IS Area)
Curve type: 2nd Order, Origin: Include, Weighting: 1/x, Axis trans: None



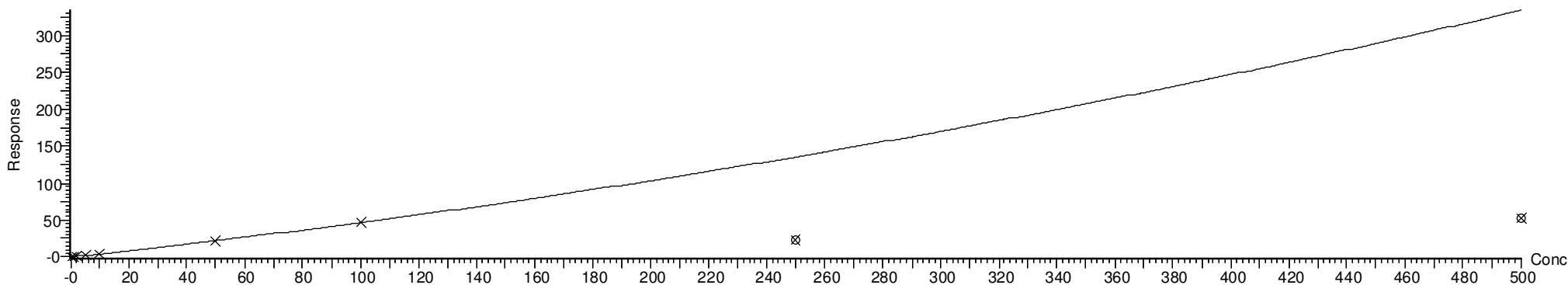
Dataset: F:\Projects\PFAS.PRO\Results\210515M2\210515M2-CRV.qld

Last Altered: Monday, May 17, 2021 09:24:52 Pacific Daylight Time

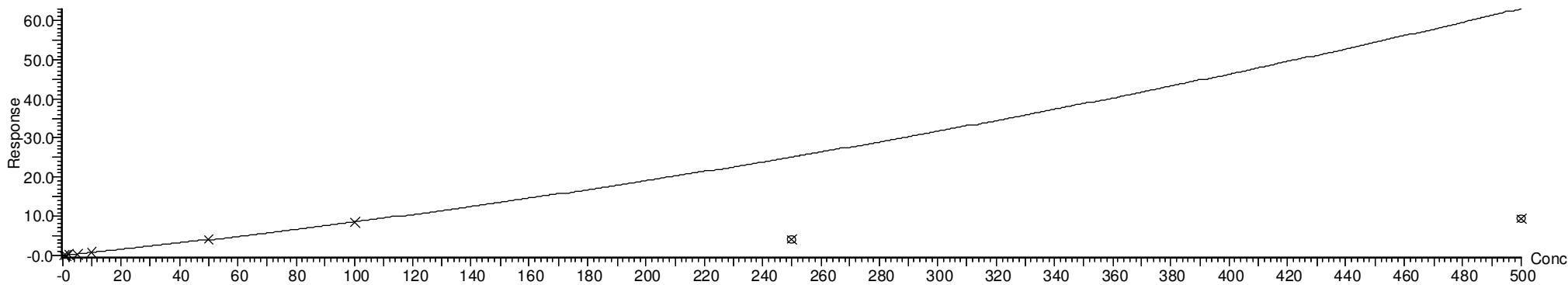
Printed: Monday, May 17, 2021 09:28:26 Pacific Daylight Time

VY 5/17/2021

Compound name: PFMPA
Coefficient of Determination: $R^2 = 0.999242$
Calibration curve: $0.000505936 * x^2 + 0.415864 * x + 0.0284238$
Response type: Internal Std (Ref 56), Area * (IS Conc. / IS Area)
Curve type: 2nd Order, Origin: Exclude, Weighting: 1/x, Axis trans: None



Compound name: 3:3 FTCA
Coefficient of Determination: $R^2 = 0.999209$
Calibration curve: $0.000102598 * x^2 + 0.0748161 * x - 0.012418$
Response type: Internal Std (Ref 52), Area * (IS Conc. / IS Area)
Curve type: 2nd Order, Origin: Exclude, Weighting: 1/x, Axis trans: None



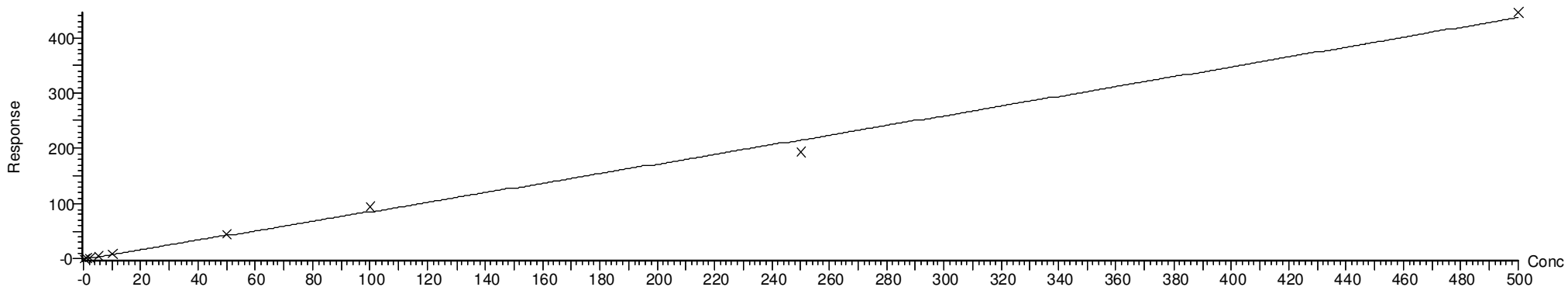
Dataset: F:\Projects\PFAS.PRO\Results\210515M2\210515M2-CRV.qld

Last Altered: Monday, May 17, 2021 09:24:52 Pacific Daylight Time

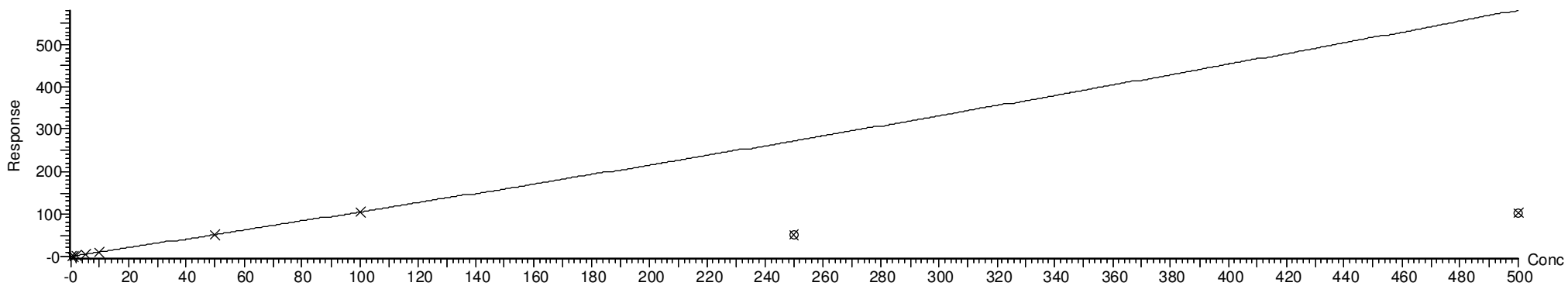
Printed: Monday, May 17, 2021 09:28:26 Pacific Daylight Time

VY 5/17/2021

Compound name: PFPeA
Coefficient of Determination: $R^2 = 0.995007$
Calibration curve: $5.10913e-005 * x^2 + 0.847997 * x + 0.103341$
Response type: Internal Std (Ref 52), Area * (IS Conc. / IS Area)
Curve type: 2nd Order, Origin: Exclude, Weighting: 1/x, Axis trans: None



Compound name: PFMBA
Coefficient of Determination: $R^2 = 0.999818$
Calibration curve: $0.000282729 * x^2 + 1.02089 * x + 0.0279408$
Response type: Internal Std (Ref 52), Area * (IS Conc. / IS Area)
Curve type: 2nd Order, Origin: Exclude, Weighting: 1/x, Axis trans: None



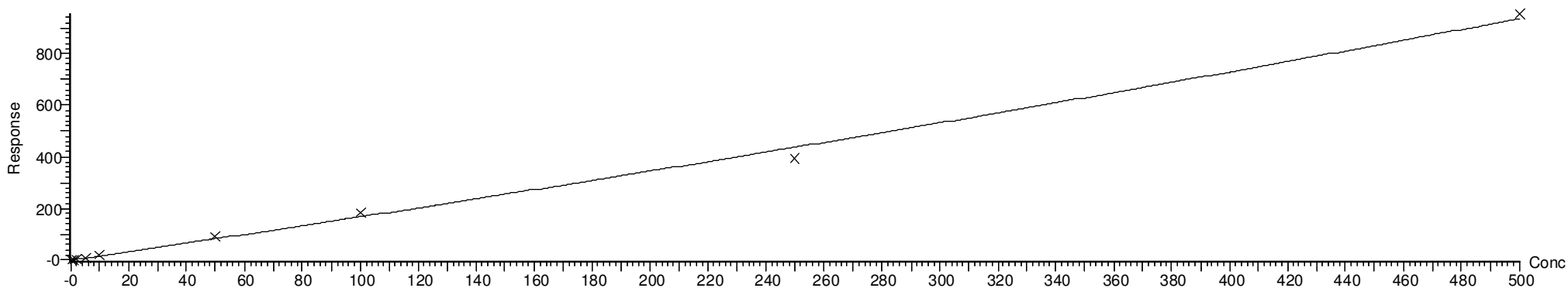
Dataset: F:\Projects\PFAS.PRO\Results\210515M2\210515M2-CRV.qld

Last Altered: Monday, May 17, 2021 09:24:52 Pacific Daylight Time

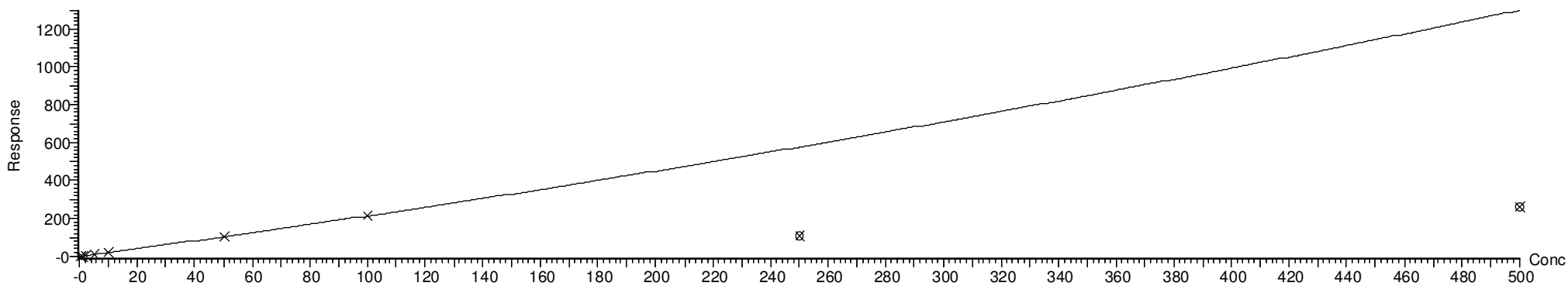
Printed: Monday, May 17, 2021 09:28:26 Pacific Daylight Time

VY 5/17/2021

Compound name: PFBS
Coefficient of Determination: $R^2 = 0.996134$
Calibration curve: $0.000493872 * x^2 + 1.62491 * x + 0.090605$
Response type: Internal Std (Ref 53), Area * (IS Conc. / IS Area)
Curve type: 2nd Order, Origin: Include, Weighting: 1/x, Axis trans: None



Compound name: PFEESA
Coefficient of Determination: $R^2 = 0.999652$
Calibration curve: $0.00116387 * x^2 + 2.01808 * x + 0.0156782$
Response type: Internal Std (Ref 53), Area * (IS Conc. / IS Area)
Curve type: 2nd Order, Origin: Include, Weighting: 1/x, Axis trans: None



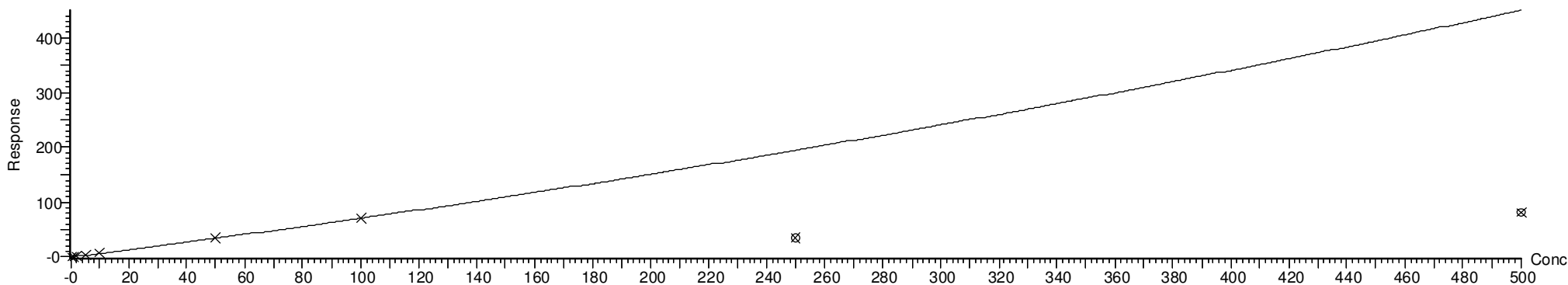
Dataset: F:\Projects\PFAS.PRO\Results\210515M2\210515M2-CRV.qld

Last Altered: Monday, May 17, 2021 09:24:52 Pacific Daylight Time

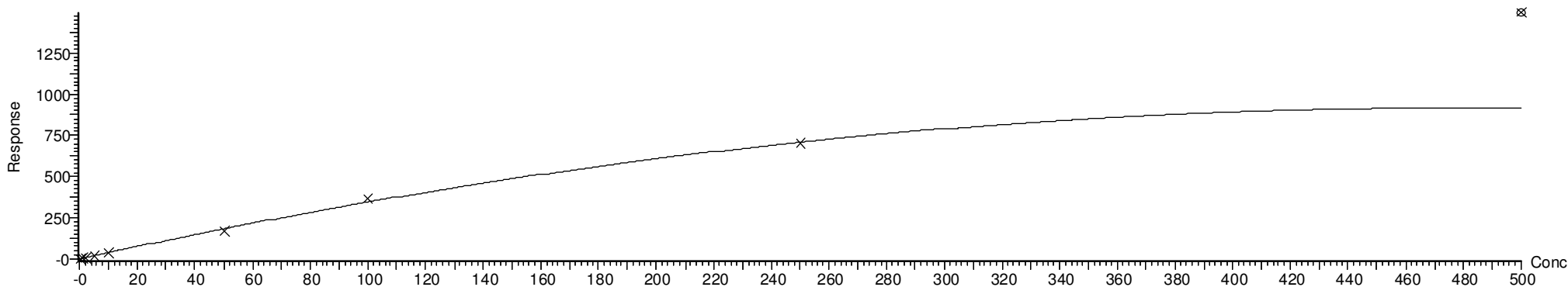
Printed: Monday, May 17, 2021 09:28:26 Pacific Daylight Time

VY 5/17/2021

Compound name: NFDHA
Coefficient of Determination: $R^2 = 0.999709$
Calibration curve: $0.00048546 * x^2 + 0.657168 * x + 0.0454092$
Response type: Internal Std (Ref 56), Area * (IS Conc. / IS Area)
Curve type: 2nd Order, Origin: Exclude, Weighting: 1/x, Axis trans: None



Compound name: 4:2 FTS
Coefficient of Determination: $R^2 = 0.997764$
Calibration curve: $-0.00406192 * x^2 + 3.8534 * x - 0.357203$
Response type: Internal Std (Ref 55), Area * (IS Conc. / IS Area)
Curve type: 2nd Order, Origin: Exclude, Weighting: 1/x, Axis trans: None



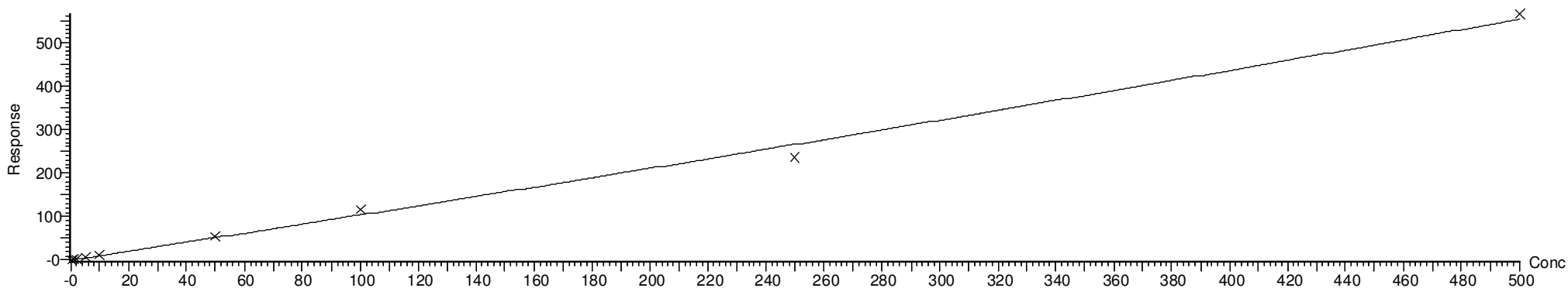
Dataset: F:\Projects\PFAS.PRO\Results\210515M2\210515M2-CRV.qld

Last Altered: Monday, May 17, 2021 09:24:52 Pacific Daylight Time

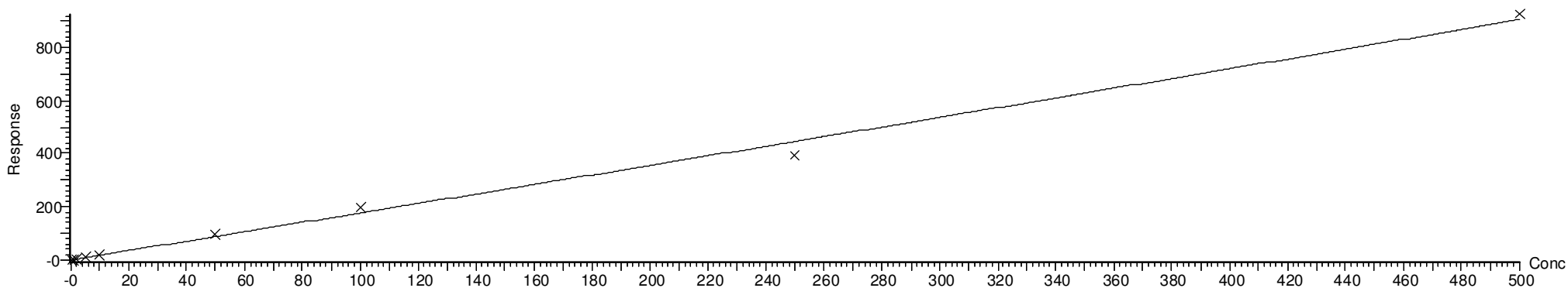
Printed: Monday, May 17, 2021 09:28:26 Pacific Daylight Time

VY 5/17/2021

Compound name: PFHxA
Coefficient of Determination: $R^2 = 0.994788$
Calibration curve: $0.000181909 * x^2 + 1.01557 * x + 0.232122$
Response type: Internal Std (Ref 56), Area * (IS Conc. / IS Area)
Curve type: 2nd Order, Origin: Exclude, Weighting: 1/x, Axis trans: None



Compound name: PFPeS
Coefficient of Determination: $R^2 = 0.993998$
Calibration curve: $0.000102925 * x^2 + 1.75761 * x + 0.177219$
Response type: Internal Std (Ref 53), Area * (IS Conc. / IS Area)
Curve type: 2nd Order, Origin: Include, Weighting: 1/x, Axis trans: None



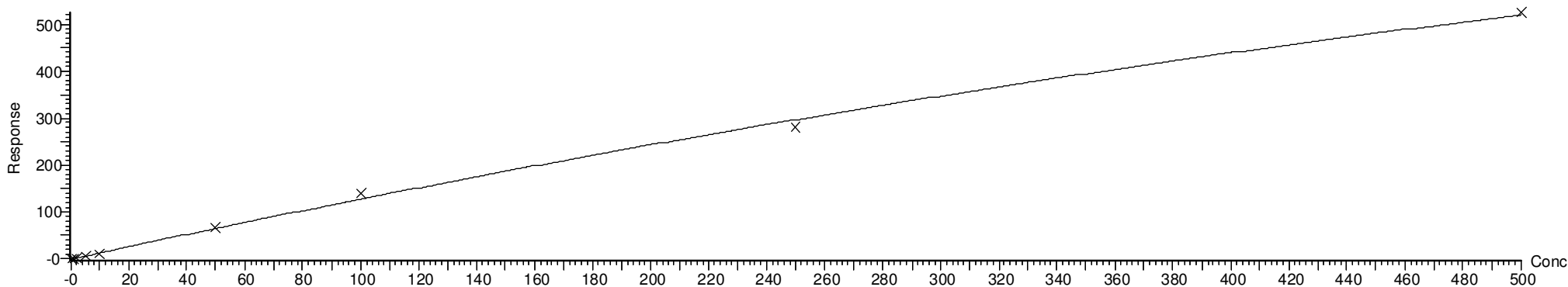
Dataset: F:\Projects\PFAS.PRO\Results\210515M2\210515M2-CRV.qld

Last Altered: Monday, May 17, 2021 09:24:52 Pacific Daylight Time

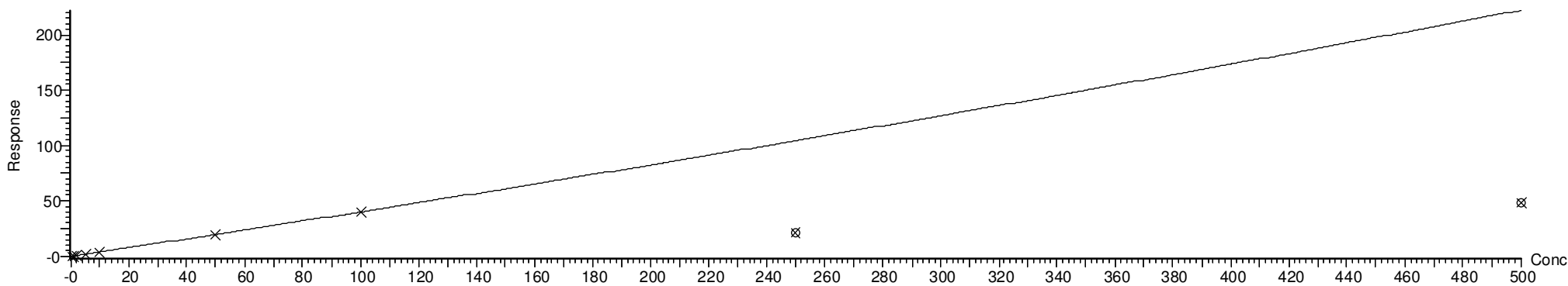
Printed: Monday, May 17, 2021 09:28:26 Pacific Daylight Time

VY 5/17/2021

Compound name: HFPO-DA
Coefficient of Determination: $R^2 = 0.997078$
Calibration curve: $-0.000589006 * x^2 + 1.33389 * x + -0.150023$
Response type: Internal Std (Ref 54), Area * (IS Conc. / IS Area)
Curve type: 2nd Order, Origin: Include, Weighting: 1/x, Axis trans: None



Compound name: 5:3 FTCA
Coefficient of Determination: $R^2 = 0.999252$
Calibration curve: $0.000106943 * x^2 + 0.390567 * x + 0.0260867$
Response type: Internal Std (Ref 57), Area * (IS Conc. / IS Area)
Curve type: 2nd Order, Origin: Exclude, Weighting: 1/x, Axis trans: None



Dataset: F:\Projects\PFAS.PRO\Results\210515M2\210515M2-CRV.qld

Last Altered: Monday, May 17, 2021 09:24:52 Pacific Daylight Time

Printed: Monday, May 17, 2021 09:28:26 Pacific Daylight Time

VY 5/17/2021

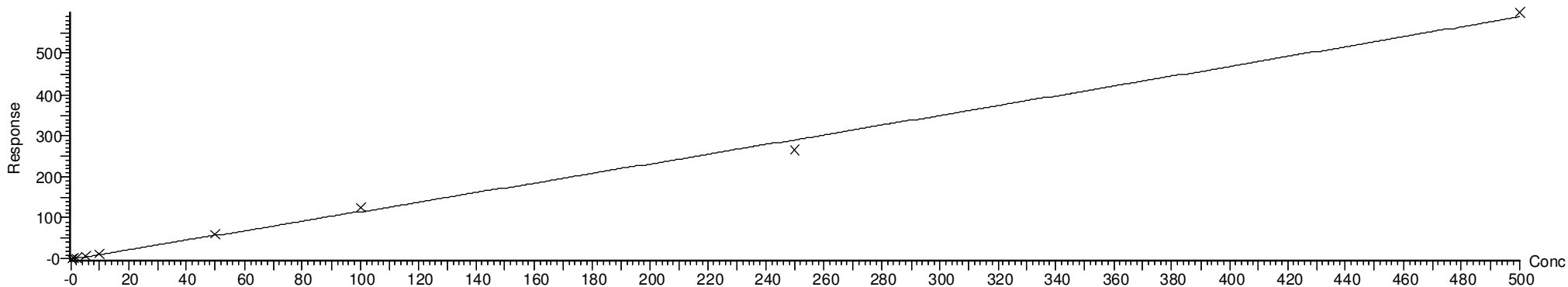
Compound name: PFHpA

Coefficient of Determination: $R^2 = 0.996804$

Calibration curve: $7.30354e-005 * x^2 + 1.14301 * x + 0.0937207$

Response type: Internal Std (Ref 57), Area * (IS Conc. / IS Area)

Curve type: 2nd Order, Origin: Include, Weighting: 1/x, Axis trans: None



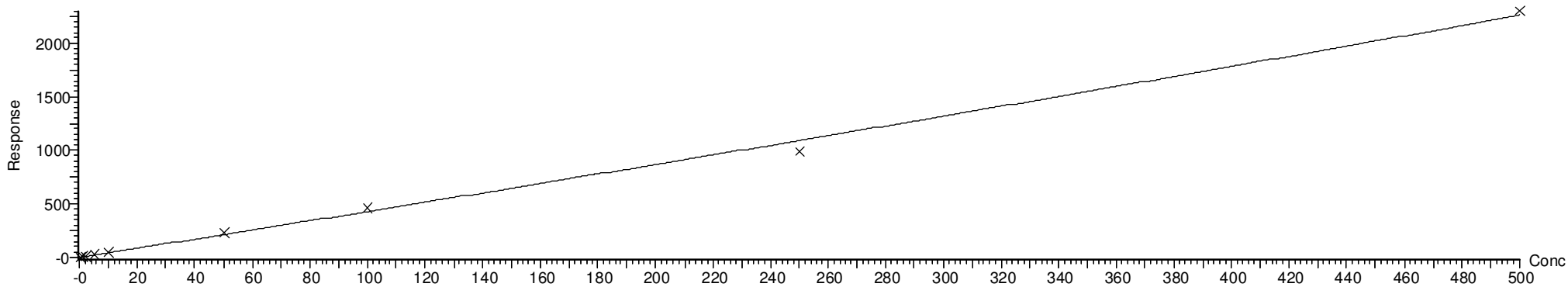
Compound name: ADONA

Coefficient of Determination: $R^2 = 0.996228$

Calibration curve: $0.000619219 * x^2 + 4.21101 * x + 0.293573$

Response type: Internal Std (Ref 57), Area * (IS Conc. / IS Area)

Curve type: 2nd Order, Origin: Include, Weighting: 1/x, Axis trans: None



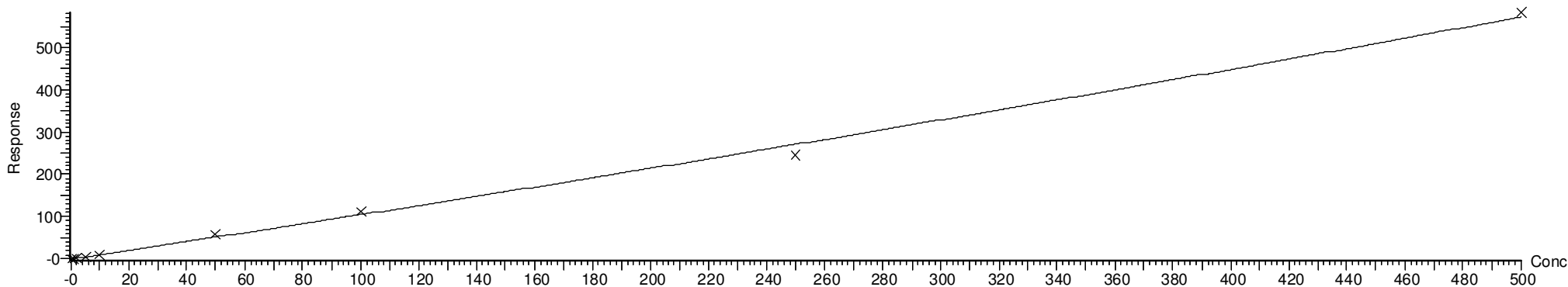
Dataset: F:\Projects\PFAS.PRO\Results\210515M2\210515M2-CRV.qld

Last Altered: Monday, May 17, 2021 09:24:52 Pacific Daylight Time

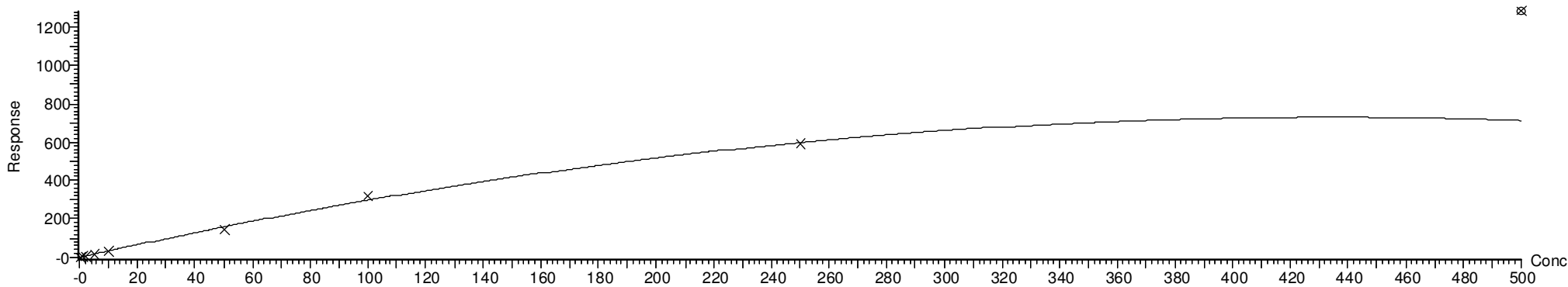
Printed: Monday, May 17, 2021 09:28:26 Pacific Daylight Time

VY 5/17/2021

Compound name: L-PFHxS
Coefficient of Determination: $R^2 = 0.996180$
Calibration curve: $0.000241776 * x^2 + 1.02172 * x + 0.0464275$
Response type: Internal Std (Ref 58), Area * (IS Conc. / IS Area)
Curve type: 2nd Order, Origin: Include, Weighting: 1/x, Axis trans: None



Compound name: 6:2 FTS
Coefficient of Determination: $R^2 = 0.995822$
Calibration curve: $-0.00385919 * x^2 + 3.35681 * x - 0.122671$
Response type: Internal Std (Ref 59), Area * (IS Conc. / IS Area)
Curve type: 2nd Order, Origin: Include, Weighting: 1/x, Axis trans: None



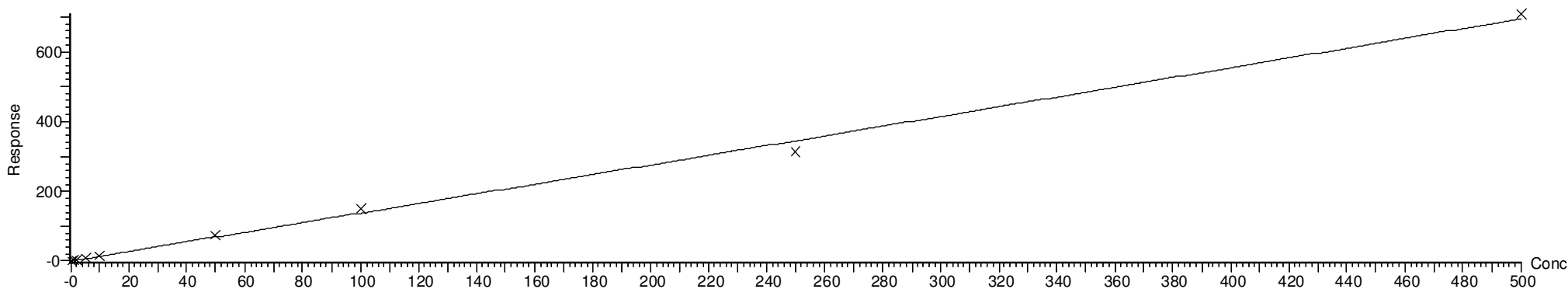
Dataset: F:\Projects\PFAS.PRO\Results\210515M2\210515M2-CRV.qld

Last Altered: Monday, May 17, 2021 09:24:52 Pacific Daylight Time

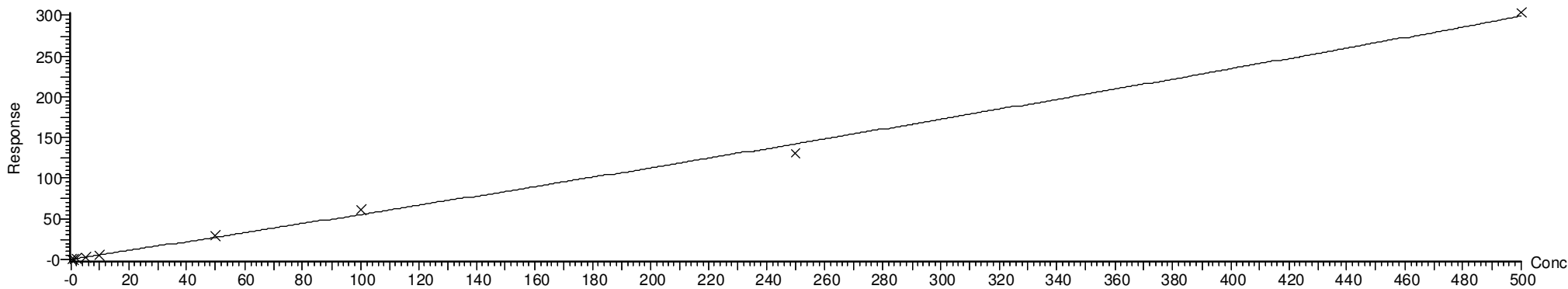
Printed: Monday, May 17, 2021 09:28:26 Pacific Daylight Time

VY 5/17/2021

Compound name: L-PFOA
Coefficient of Determination: $R^2 = 0.996011$
Calibration curve: $4.59418e-005 * x^2 + 1.36678 * x + 0.3357$
Response type: Internal Std (Ref 62), Area * (IS Conc. / IS Area)
Curve type: 2nd Order, Origin: Exclude, Weighting: 1/x, Axis trans: None



Compound name: PFecHS
Coefficient of Determination: $R^2 = 0.996650$
Calibration curve: $0.000116109 * x^2 + 0.53982 * x + 0.00689622$
Response type: Internal Std (Ref 62), Area * (IS Conc. / IS Area)
Curve type: 2nd Order, Origin: Include, Weighting: 1/x, Axis trans: None



Dataset: F:\Projects\PFAS.PRO\Results\210515M2\210515M2-CRV.qld

Last Altered: Monday, May 17, 2021 09:24:52 Pacific Daylight Time

Printed: Monday, May 17, 2021 09:28:26 Pacific Daylight Time

VY 5/17/2021

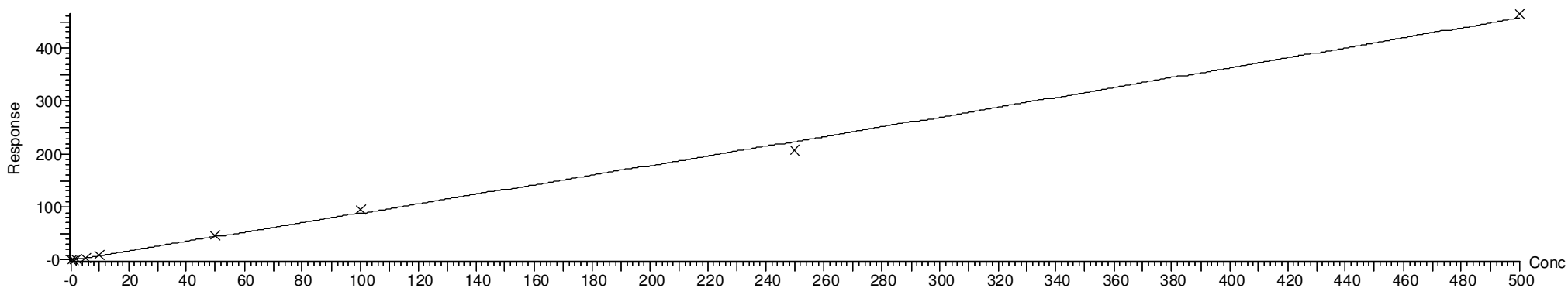
Compound name: PFHpS

Coefficient of Determination: $R^2 = 0.997505$

Calibration curve: $7.80327e-005 * x^2 + 0.875794 * x + 0.0373747$

Response type: Internal Std (Ref 63), Area * (IS Conc. / IS Area)

Curve type: 2nd Order, Origin: Include, Weighting: 1/x, Axis trans: None



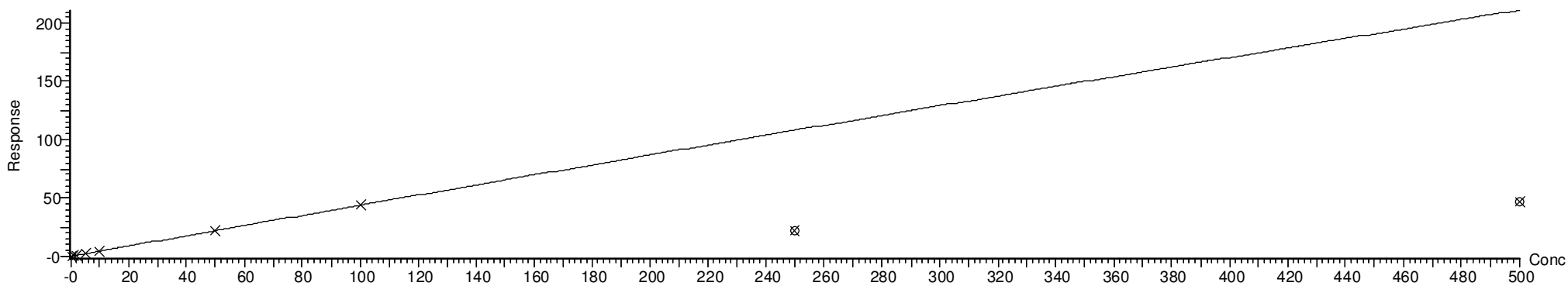
Compound name: 7:3 FTCA

Coefficient of Determination: $R^2 = 0.999625$

Calibration curve: $-4.12685e-005 * x^2 + 0.44331 * x - 0.0231016$

Response type: Internal Std (Ref 60), Area * (IS Conc. / IS Area)

Curve type: 2nd Order, Origin: Exclude, Weighting: 1/x, Axis trans: None



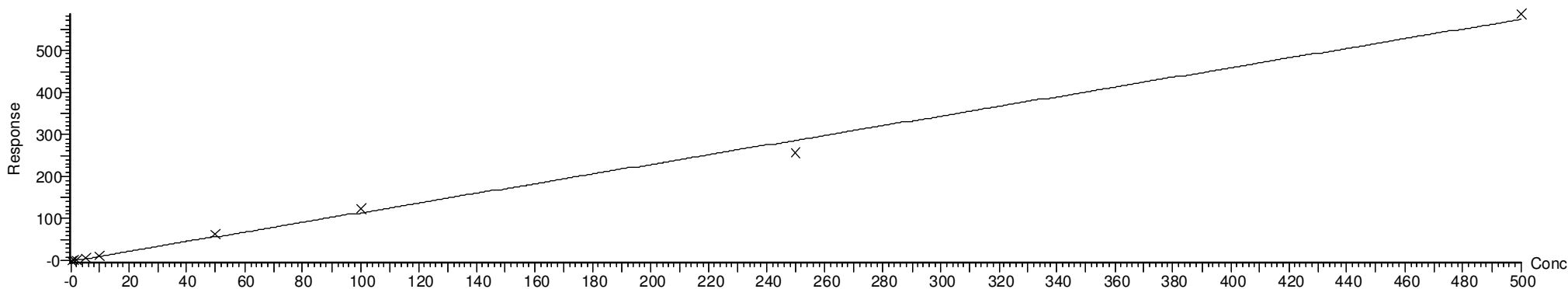
Dataset: F:\Projects\PFAS.PRO\Results\210515M2\210515M2-CRV.qld

Last Altered: Monday, May 17, 2021 09:24:52 Pacific Daylight Time

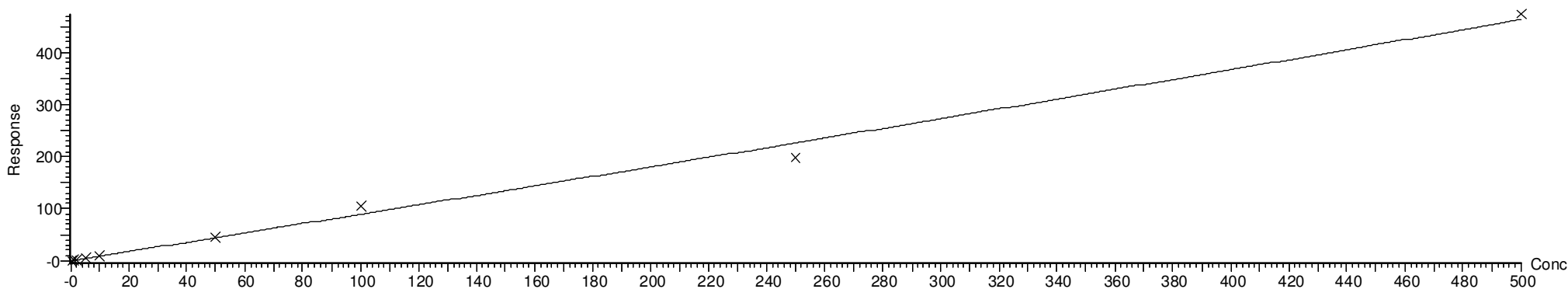
Printed: Monday, May 17, 2021 09:28:26 Pacific Daylight Time

VY 5/17/2021

Compound name: PFNA
Coefficient of Determination: $R^2 = 0.995349$
Calibration curve: $5.62531e-006 * x^2 + 1.143 * x + 0.167583$
Response type: Internal Std (Ref 60), Area * (IS Conc. / IS Area)
Curve type: 2nd Order, Origin: Exclude, Weighting: 1/x, Axis trans: None



Compound name: PFOSA
Coefficient of Determination: $R^2 = 0.992358$
Calibration curve: $8.01834e-005 * x^2 + 0.886575 * x + 0.0626612$
Response type: Internal Std (Ref 61), Area * (IS Conc. / IS Area)
Curve type: 2nd Order, Origin: Include, Weighting: 1/x, Axis trans: None



Dataset: F:\Projects\PFAS.PRO\Results\210515M2\210515M2-CRV.qld

Last Altered: Monday, May 17, 2021 09:24:52 Pacific Daylight Time

Printed: Monday, May 17, 2021 09:28:26 Pacific Daylight Time

VY 5/17/2021

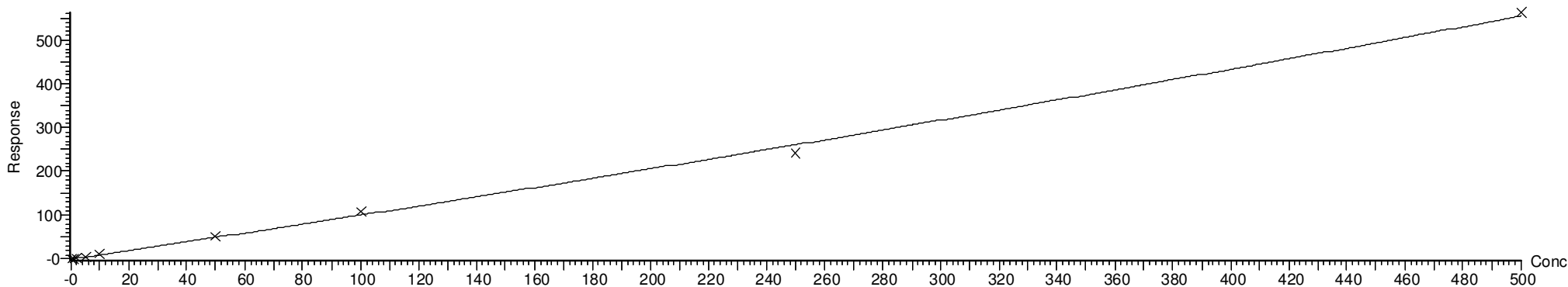
Compound name: L-PFOS

Coefficient of Determination: $R^2 = 0.997632$

Calibration curve: $0.00026658 * x^2 + 0.976776 * x + -0.0115505$

Response type: Internal Std (Ref 63), Area * (IS Conc. / IS Area)

Curve type: 2nd Order, Origin: Include, Weighting: 1/x, Axis trans: None



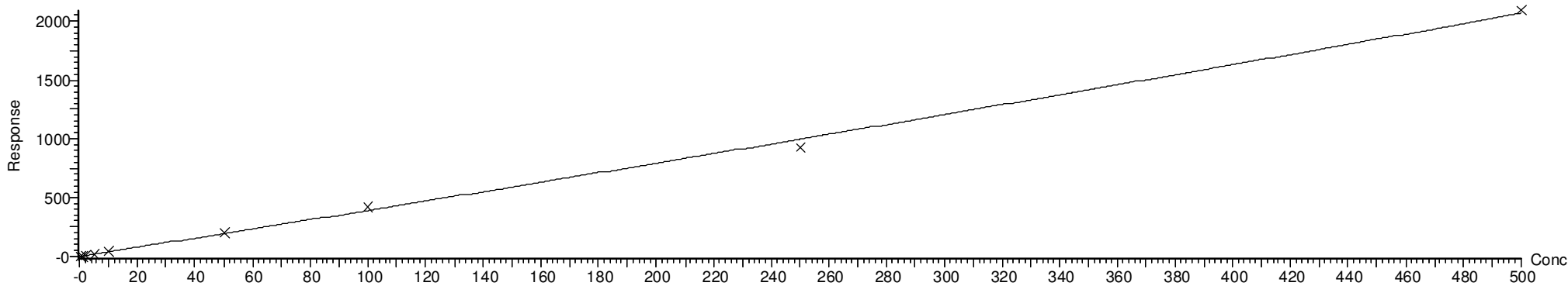
Compound name: 9Cl-PF3ONS

Coefficient of Determination: $R^2 = 0.997602$

Calibration curve: $0.000577249 * x^2 + 3.84643 * x + 0.309376$

Response type: Internal Std (Ref 63), Area * (IS Conc. / IS Area)

Curve type: 2nd Order, Origin: Exclude, Weighting: 1/x, Axis trans: None



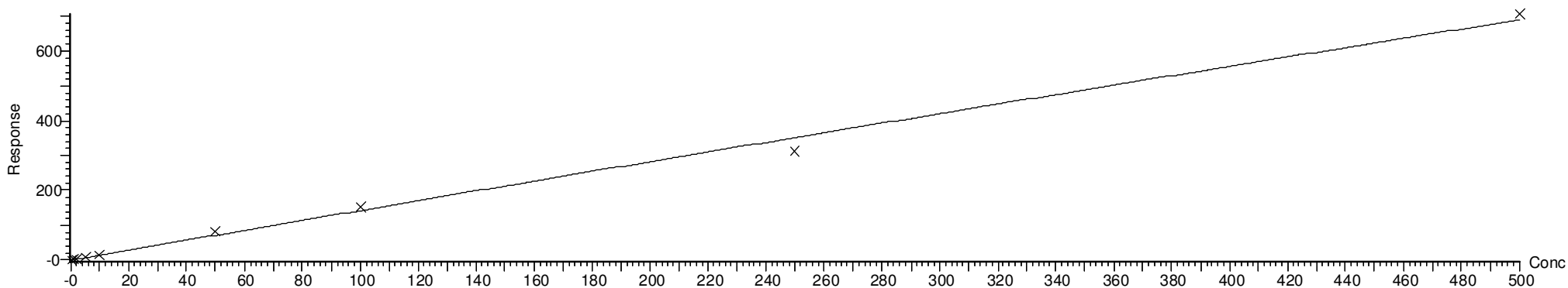
Dataset: F:\Projects\PFAS.PRO\Results\210515M2\210515M2-CRV.qld

Last Altered: Monday, May 17, 2021 09:24:52 Pacific Daylight Time

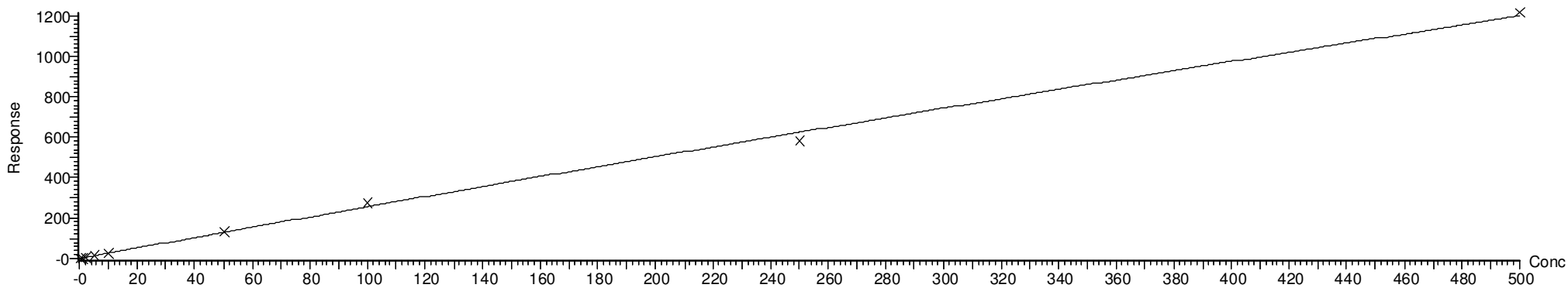
Printed: Monday, May 17, 2021 09:28:26 Pacific Daylight Time

VY 5/17/2021

Compound name: PFDA
Coefficient of Determination: $R^2 = 0.994291$
Calibration curve: $-0.000106968 * x^2 + 1.43342 * x + 0.158686$
Response type: Internal Std (Ref 64), Area * (IS Conc. / IS Area)
Curve type: 2nd Order, Origin: Exclude, Weighting: 1/x, Axis trans: None



Compound name: 8:2 FTS
Coefficient of Determination: $R^2 = 0.997219$
Calibration curve: $-0.000388852 * x^2 + 2.59317 * x + 0.0950832$
Response type: Internal Std (Ref 65), Area * (IS Conc. / IS Area)
Curve type: 2nd Order, Origin: Include, Weighting: 1/x, Axis trans: None



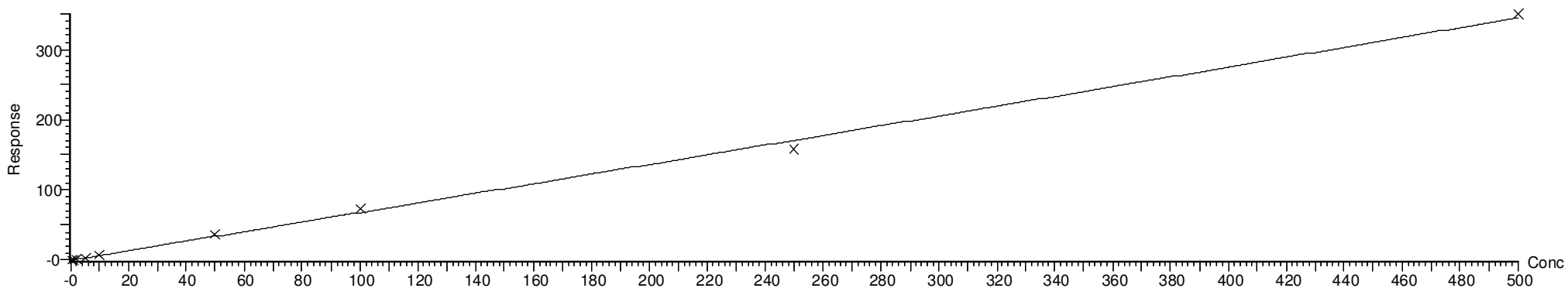
Dataset: F:\Projects\PFAS.PRO\Results\210515M2\210515M2-CRV.qld

Last Altered: Monday, May 17, 2021 09:24:52 Pacific Daylight Time

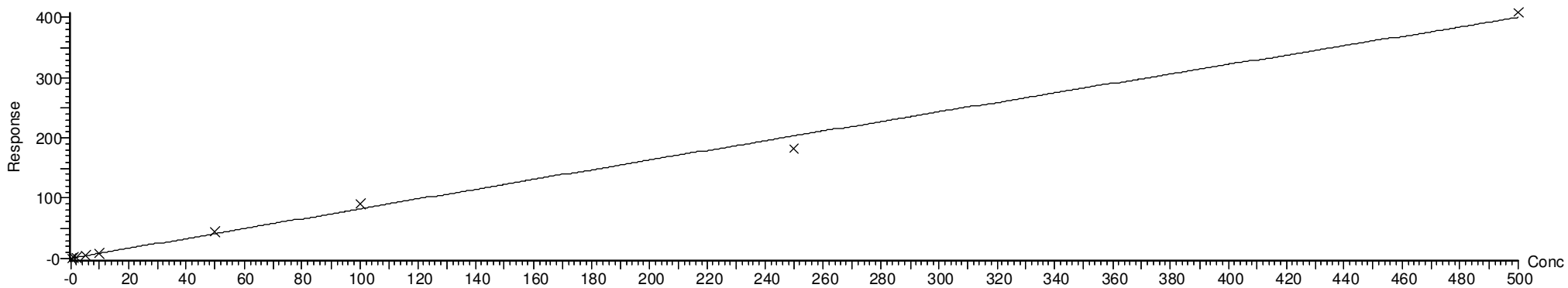
Printed: Monday, May 17, 2021 09:28:26 Pacific Daylight Time

VY 5/17/2021

Compound name: PFNS
Coefficient of Determination: $R^2 = 0.997501$
Calibration curve: $3.26978e-005 * x^2 + 0.673741 * x + 0.00320762$
Response type: Internal Std (Ref 63), Area * (IS Conc. / IS Area)
Curve type: 2nd Order, Origin: Include, Weighting: 1/x, Axis trans: None



Compound name: L-MeFOSAA
Coefficient of Determination: $R^2 = 0.994914$
Calibration curve: $-5.70592e-005 * x^2 + 0.828467 * x + 0.0220501$
Response type: Internal Std (Ref 66), Area * (IS Conc. / IS Area)
Curve type: 2nd Order, Origin: Include, Weighting: 1/x, Axis trans: None



Dataset: F:\Projects\PFAS.PRO\Results\210515M2\210515M2-CRV.qld

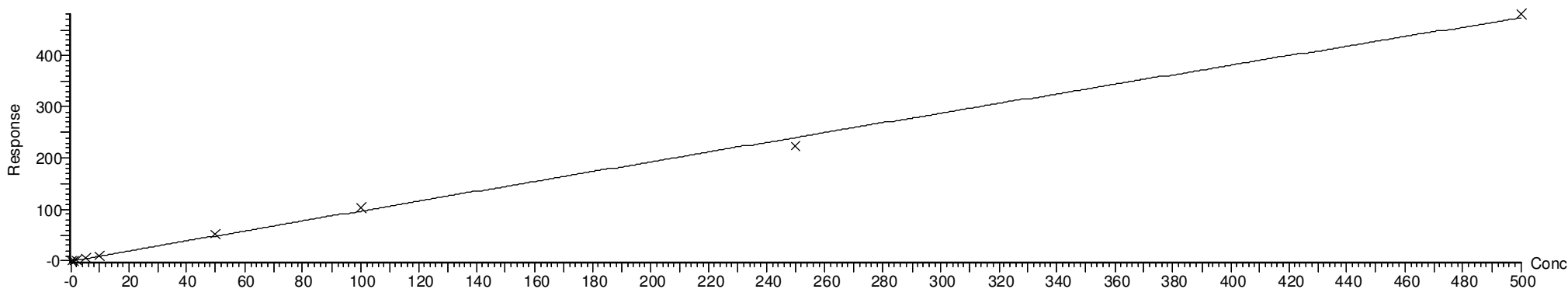
Last Altered: Monday, May 17, 2021 09:24:52 Pacific Daylight Time

Printed: Monday, May 17, 2021 09:27:50 Pacific Daylight Time

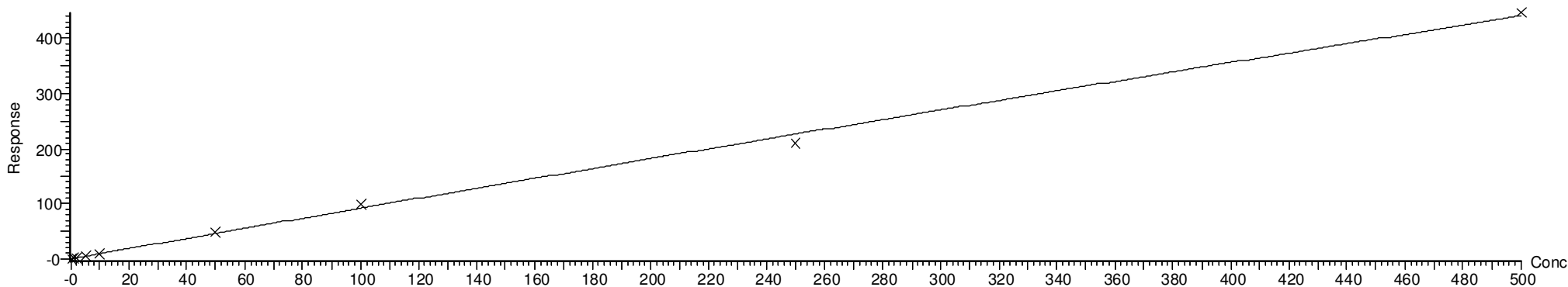
VY 5/17/2021

Method: F:\Projects\PFAS.PRO\MethDB\PFAS_FULL_80C_051521.mdb 17 May 2021 08:41:05
Calibration: F:\Projects\PFAS.PRO\CurveDB\C18_VAL-PFAS_Q4_05-15-21.cdb 17 May 2021 09:24:52

Compound name: L-EtFOSAA
Coefficient of Determination: $R^2 = 0.997643$
Calibration curve: $-6.04742e-005 * x^2 + 0.97707 * x + 0.0249037$
Response type: Internal Std (Ref 68), Area * (IS Conc. / IS Area)
Curve type: 2nd Order, Origin: Include, Weighting: 1/x, Axis trans: None



Compound name: PFUdA
Coefficient of Determination: $R^2 = 0.997664$
Calibration curve: $-9.49495e-005 * x^2 + 0.929447 * x + 0.096962$
Response type: Internal Std (Ref 67), Area * (IS Conc. / IS Area)
Curve type: 2nd Order, Origin: Exclude, Weighting: 1/x, Axis trans: None



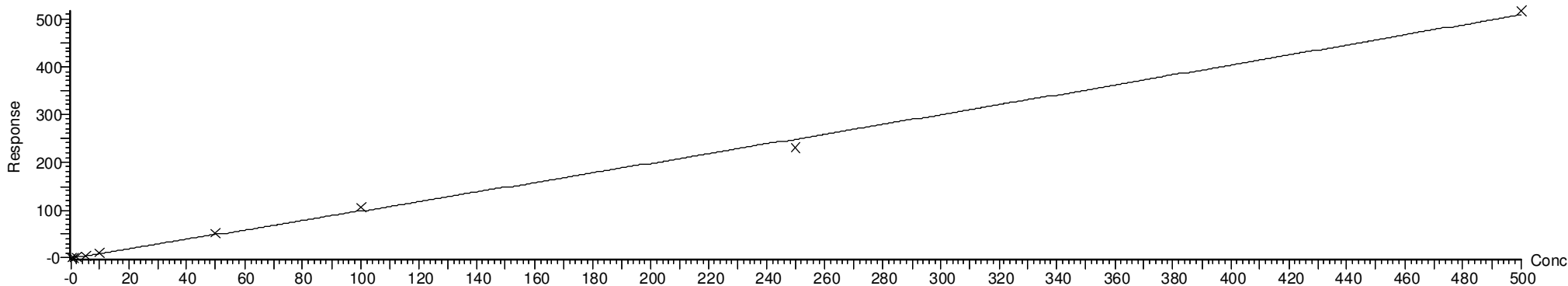
Dataset: F:\Projects\PFAS.PRO\Results\210515M2\210515M2-CRV.qld

Last Altered: Monday, May 17, 2021 09:24:52 Pacific Daylight Time

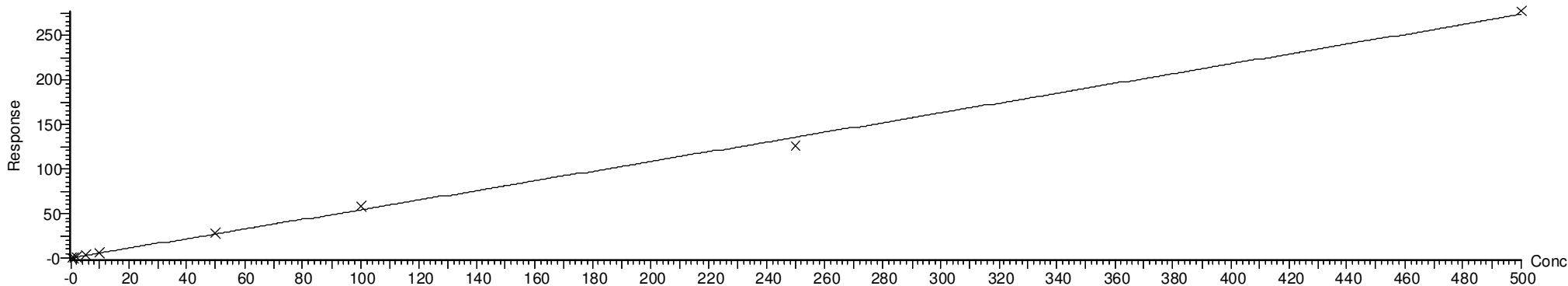
Printed: Monday, May 17, 2021 09:27:50 Pacific Daylight Time

VY 5/17/2021

Compound name: PFDS
Coefficient of Determination: $R^2 = 0.997520$
Calibration curve: $9.31877e-005 * x^2 + 0.970129 * x + 0.00975226$
Response type: Internal Std (Ref 63), Area * (IS Conc. / IS Area)
Curve type: 2nd Order, Origin: Include, Weighting: 1/x, Axis trans: None



Compound name: 11Cl-PF3OUdS
Coefficient of Determination: $R^2 = 0.997630$
Calibration curve: $1.87924e-005 * x^2 + 0.536273 * x + 0.0162962$
Response type: Internal Std (Ref 69), Area * (IS Conc. / IS Area)
Curve type: 2nd Order, Origin: Include, Weighting: 1/x, Axis trans: None



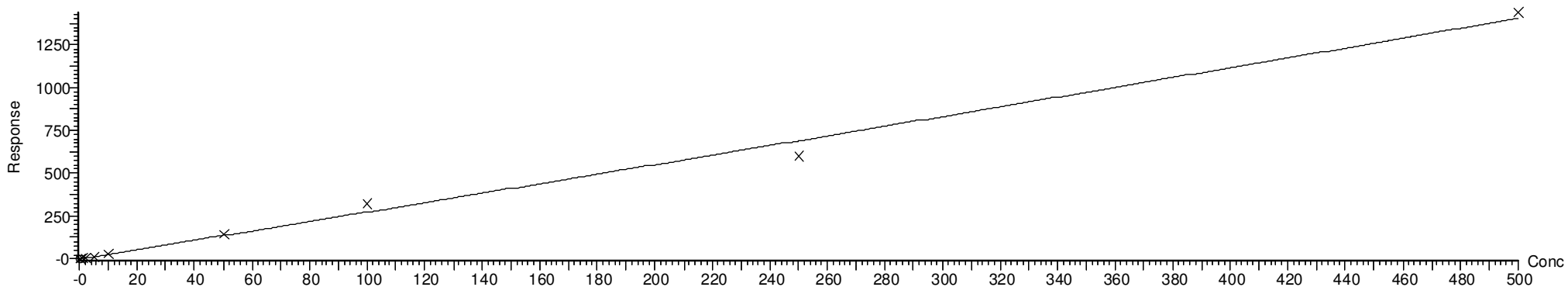
Dataset: F:\Projects\PFAS.PRO\Results\210515M2\210515M2-CRV.qld

Last Altered: Monday, May 17, 2021 09:24:52 Pacific Daylight Time

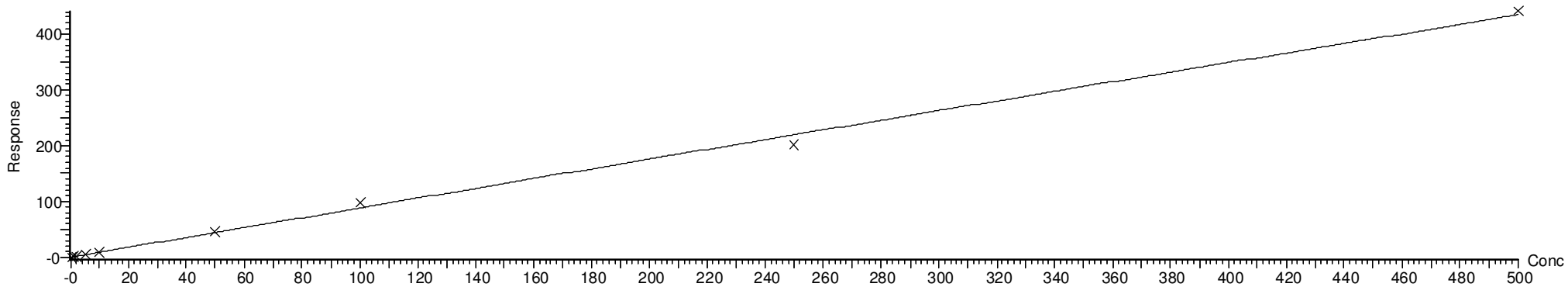
Printed: Monday, May 17, 2021 09:27:50 Pacific Daylight Time

VY 5/17/2021

Compound name: 10:2 FTS
Coefficient of Determination: $R^2 = 0.991374$
Calibration curve: $0.000203732 * x^2 + 2.70465 * x + 0.826719$
Response type: Internal Std (Ref 70), Area * (IS Conc. / IS Area)
Curve type: 2nd Order, Origin: Exclude, Weighting: 1/x, Axis trans: None



Compound name: PFDoA
Coefficient of Determination: $R^2 = 0.996695$
Calibration curve: $-3.85431e-005 * x^2 + 0.887626 * x + 0.0919352$
Response type: Internal Std (Ref 69), Area * (IS Conc. / IS Area)
Curve type: 2nd Order, Origin: Exclude, Weighting: 1/x, Axis trans: None



Dataset: F:\Projects\PFAS.PRO\Results\210515M2\210515M2-CRV.qld

Last Altered: Monday, May 17, 2021 09:24:52 Pacific Daylight Time

Printed: Monday, May 17, 2021 09:27:50 Pacific Daylight Time

VY 5/17/2021

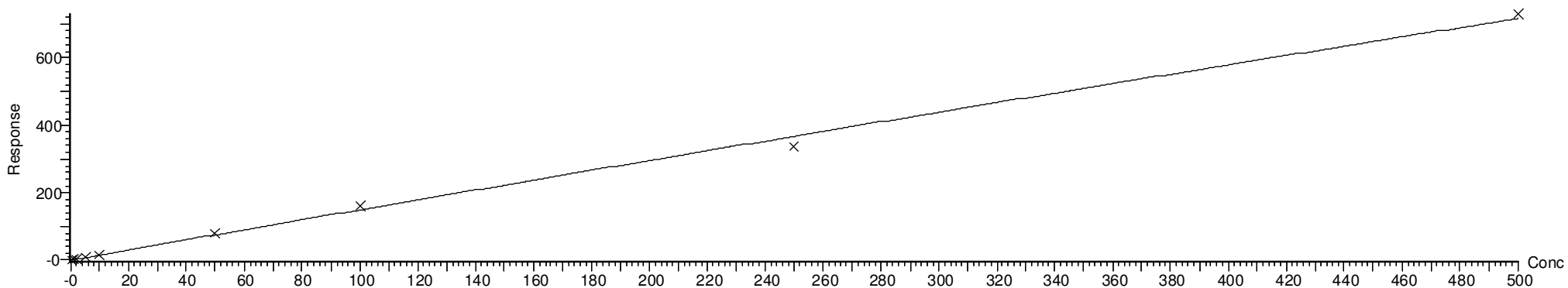
Compound name: N-MeFOSA

Coefficient of Determination: R² = 0.996541

Calibration curve: $-0.00014179 * x^2 + 1.50586 * x - 0.00973646$

Response type: Internal Std (Ref 71), Area * (IS Conc. / IS Area)

Curve type: 2nd Order, Origin: Include, Weighting: 1/x, Axis trans: None



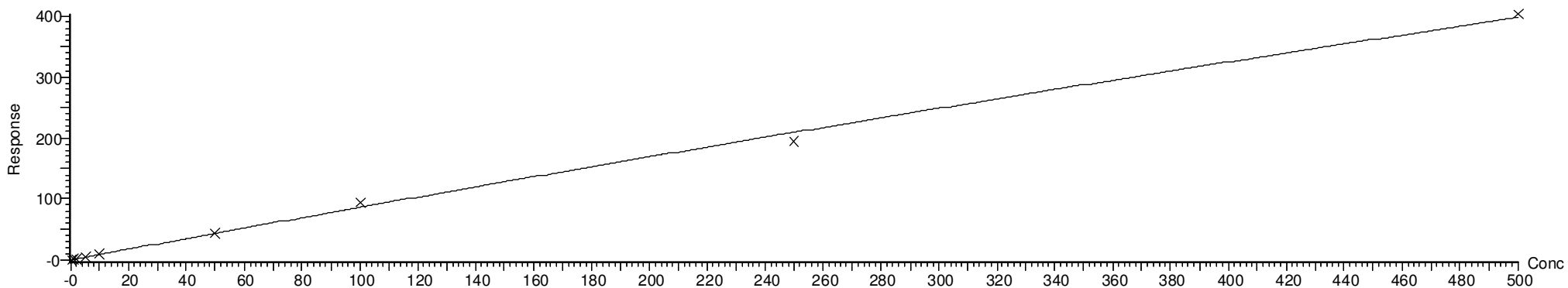
Compound name: PFTTrDA

Coefficient of Determination: R² = 0.997228

Calibration curve: $-0.000168345 * x^2 + 0.879415 * x + 0.0766273$

Response type: Internal Std (Ref 69), Area * (IS Conc. / IS Area)

Curve type: 2nd Order, Origin: Exclude, Weighting: 1/x, Axis trans: None



Dataset: F:\Projects\PFAS.PRO\Results\210515M2\210515M2-CRV.qld

Last Altered: Monday, May 17, 2021 09:24:52 Pacific Daylight Time

Printed: Monday, May 17, 2021 09:27:50 Pacific Daylight Time

VY 5/17/2021

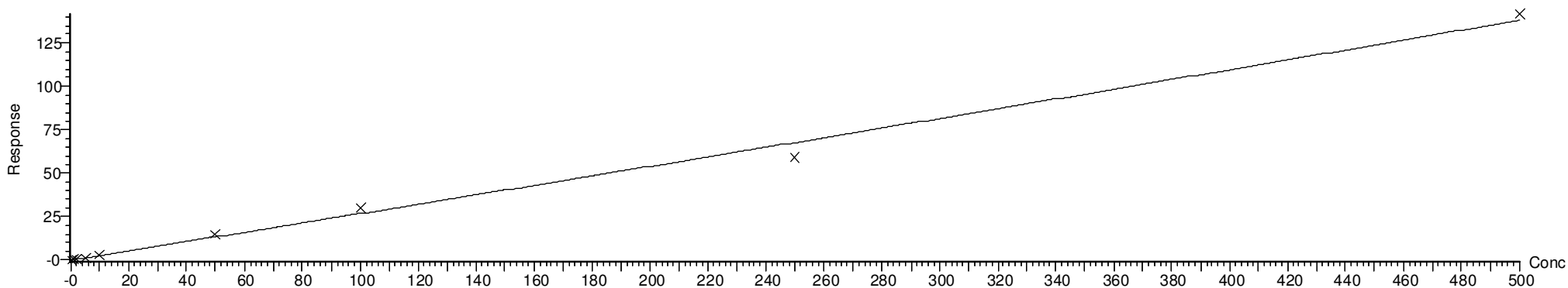
Compound name: PFDoS

Coefficient of Determination: R² = 0.992902

Calibration curve: $2.21835e-005 * x^2 + 0.265112 * x + 0.0265472$

Response type: Internal Std (Ref 72), Area * (IS Conc. / IS Area)

Curve type: 2nd Order, Origin: Include, Weighting: 1/x, Axis trans: None



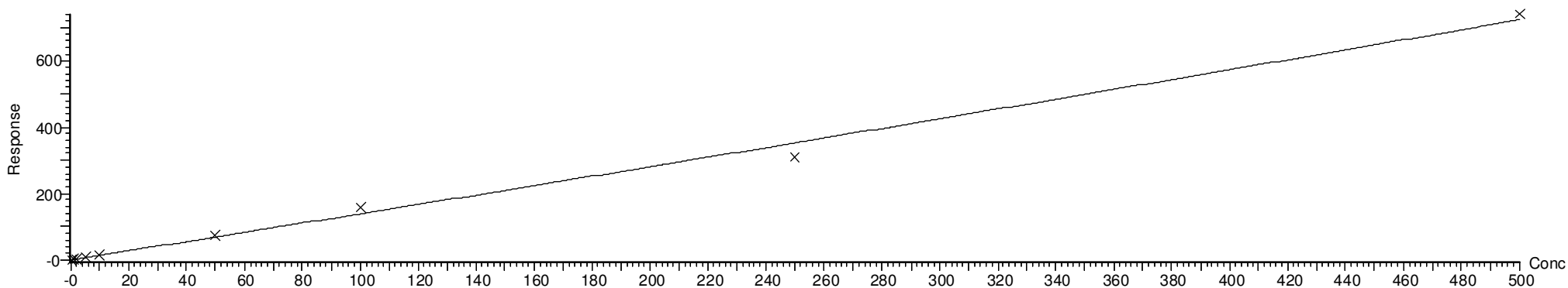
Compound name: PFTeDA

Coefficient of Determination: R² = 0.993353

Calibration curve: $0.000144885 * x^2 + 1.37354 * x + 0.129848$

Response type: Internal Std (Ref 72), Area * (IS Conc. / IS Area)

Curve type: 2nd Order, Origin: Include, Weighting: 1/x, Axis trans: None



Dataset: F:\Projects\PFAS.PRO\Results\210515M2\210515M2-CRV.qld

Last Altered: Monday, May 17, 2021 09:24:52 Pacific Daylight Time

Printed: Monday, May 17, 2021 09:27:50 Pacific Daylight Time

VY 5/17/2021

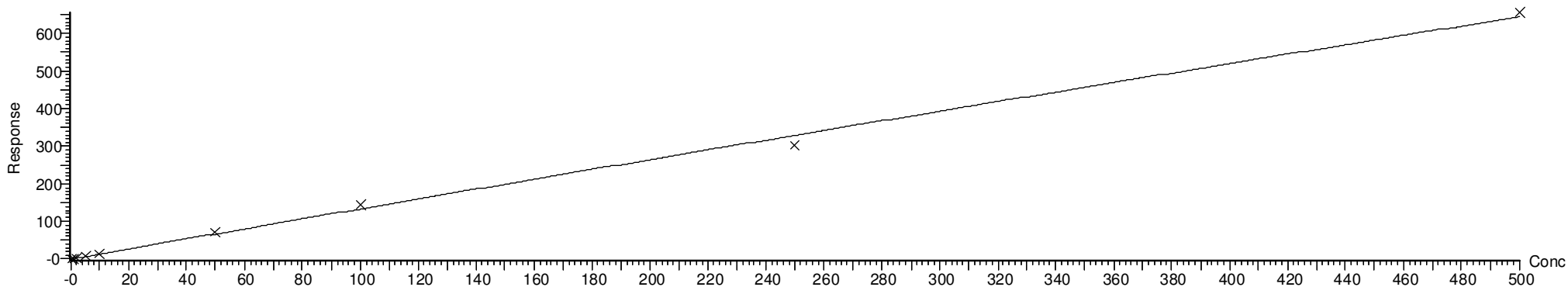
Compound name: N-EtFOSA

Coefficient of Determination: $R^2 = 0.996790$

Calibration curve: $-0.000108854 * x^2 + 1.34275 * x + 0.00639623$

Response type: Internal Std (Ref 73), Area * (IS Conc. / IS Area)

Curve type: 2nd Order, Origin: Include, Weighting: 1/x, Axis trans: None



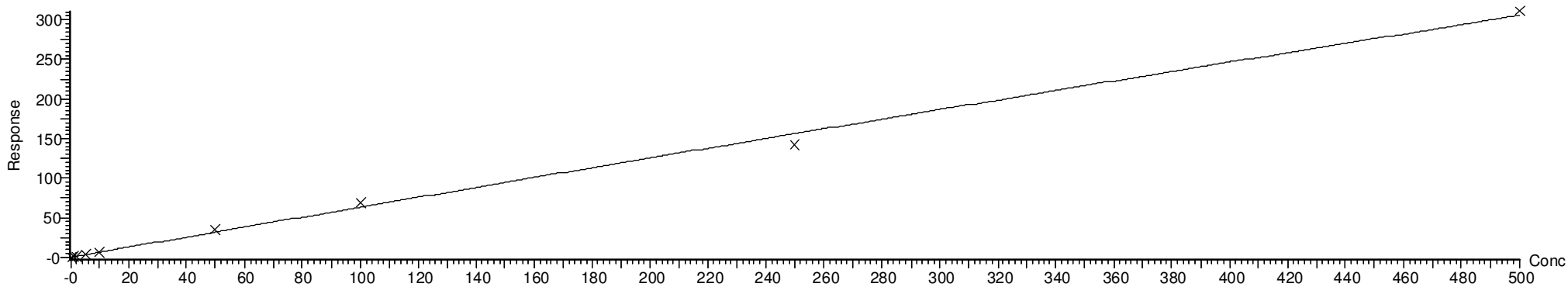
Compound name: PFHxDA

Coefficient of Determination: $R^2 = 0.996234$

Calibration curve: $-5.47397e-005 * x^2 + 0.639358 * x + 0.117588$

Response type: Internal Std (Ref 74), Area * (IS Conc. / IS Area)

Curve type: 2nd Order, Origin: Exclude, Weighting: 1/x, Axis trans: None



Dataset: F:\Projects\PFAS.PRO\Results\210515M2\210515M2-CRV.qld

Last Altered: Monday, May 17, 2021 09:24:52 Pacific Daylight Time

Printed: Monday, May 17, 2021 09:27:50 Pacific Daylight Time

VY 5/17/2021

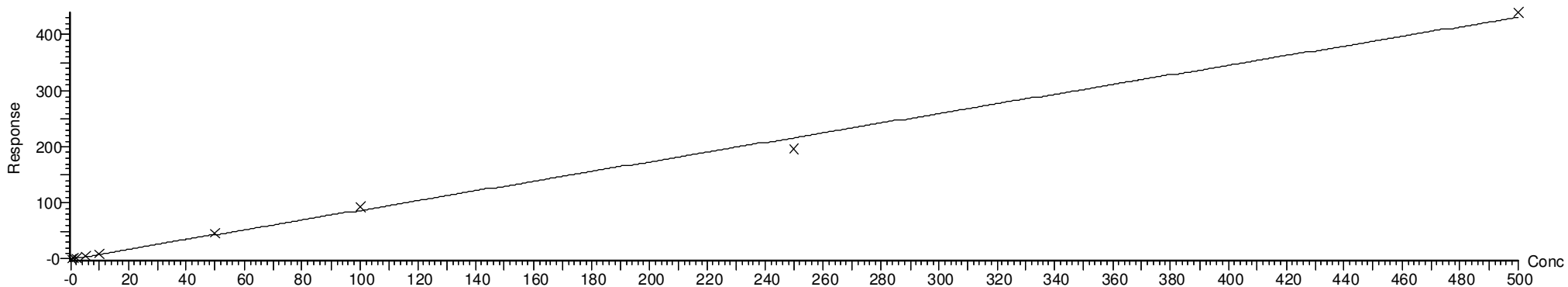
Compound name: PFODA

Coefficient of Determination: R² = 0.996229

Calibration curve: $-1.32569e-005 * x^2 + 0.868779 * x + 0.0821388$

Response type: Internal Std (Ref 74), Area * (IS Conc. / IS Area)

Curve type: 2nd Order, Origin: Include, Weighting: 1/x, Axis trans: None



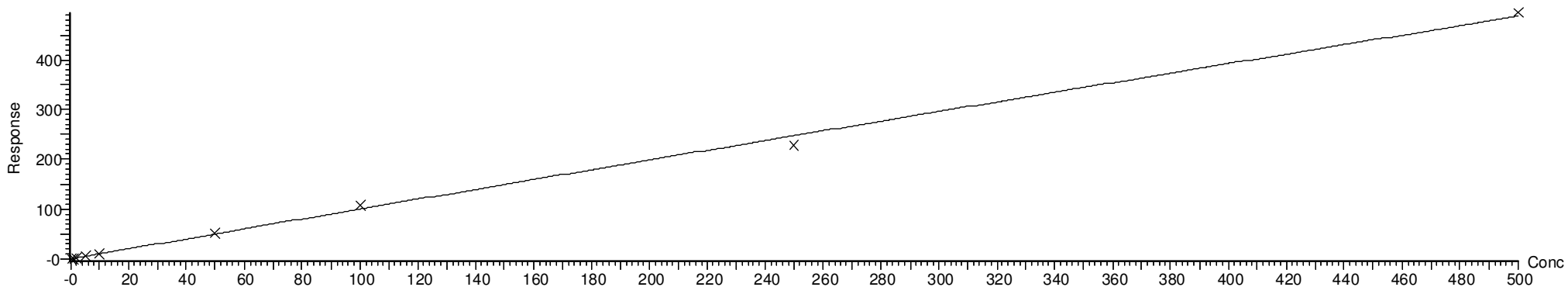
Compound name: N-MeFOSE

Coefficient of Determination: R² = 0.996832

Calibration curve: $-6.27445e-005 * x^2 + 1.00561 * x + 0.020096$

Response type: Internal Std (Ref 75), Area * (IS Conc. / IS Area)

Curve type: 2nd Order, Origin: Include, Weighting: 1/x, Axis trans: None



Dataset: F:\Projects\PFAS.PRO\Results\210515M2\210515M2-CRV.qld

Last Altered: Monday, May 17, 2021 09:24:52 Pacific Daylight Time

Printed: Monday, May 17, 2021 09:27:50 Pacific Daylight Time

VY 5/17/2021

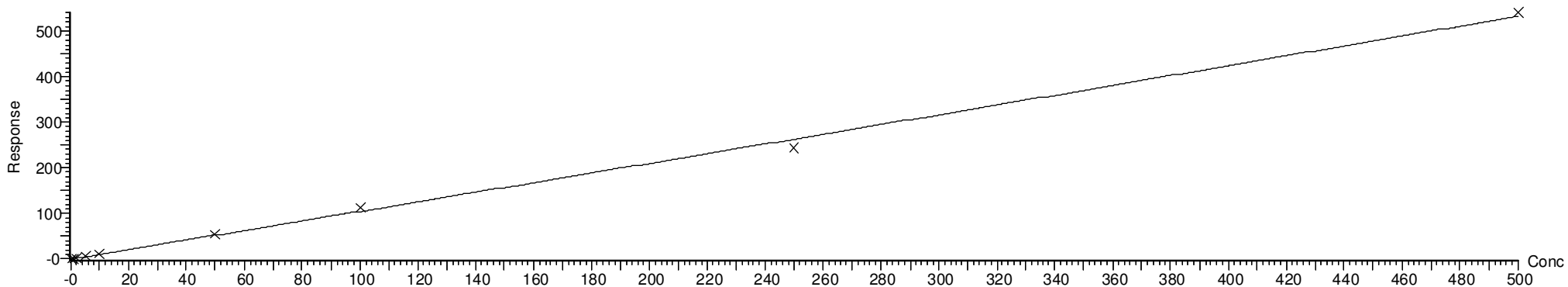
Compound name: N-EtFOSE

Coefficient of Determination: R² = 0.997570

Calibration curve: $5.6735e-005 * x^2 + 1.03698 * x + 0.126245$

Response type: Internal Std (Ref 76), Area * (IS Conc. / IS Area)

Curve type: 2nd Order, Origin: Exclude, Weighting: 1/x, Axis trans: None



Dataset: F:\Projects\PFAS.PRO\Results\210515M2\210515M2-CRV.qld

Last Altered: Monday, May 17, 2021 09:01:46 Pacific Daylight Time

Printed: Monday, May 17, 2021 09:01:55 Pacific Daylight Time

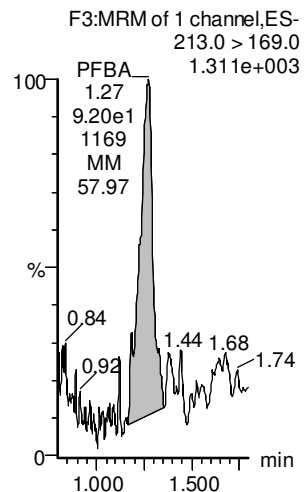
VY 5/17/2021

Method: F:\Projects\PFAS.PRO\MethDB\PFAS_FULL_80C_051521.mdb 17 May 2021 08:41:05

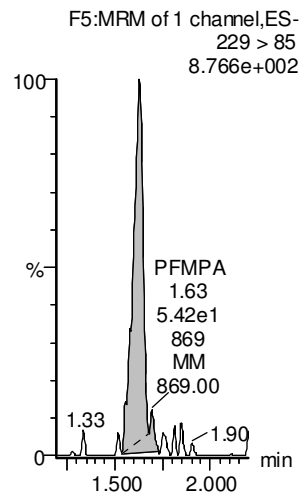
Calibration: 17 May 2021 09:01:46

Name: 210515M2_8, Date: 15-May-2021, Time: 15:07:00, ID: ST210515M2-1 PFC CS-2 21D2801, Description: PFC CS-2 21D2801

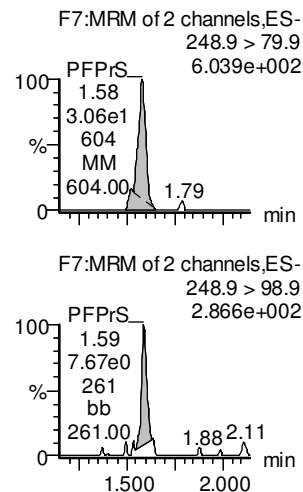
PFBA



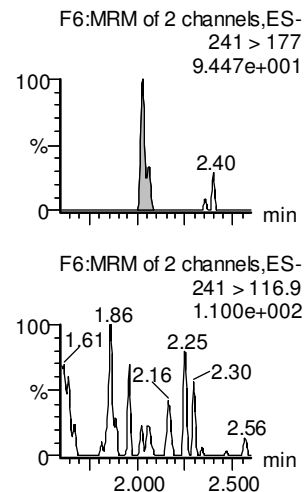
PFMPA



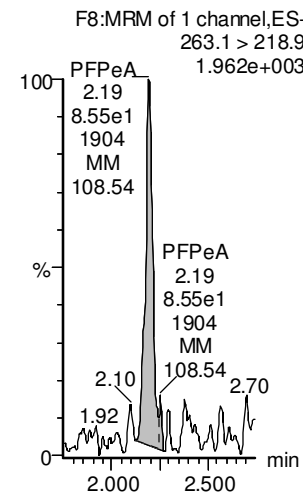
PFPrS



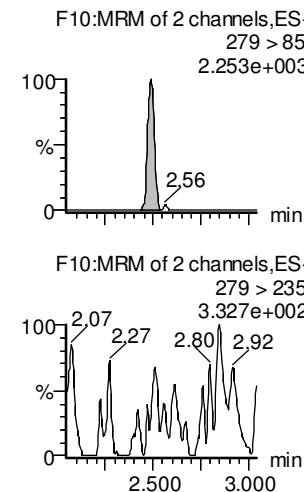
3:3 FTCA



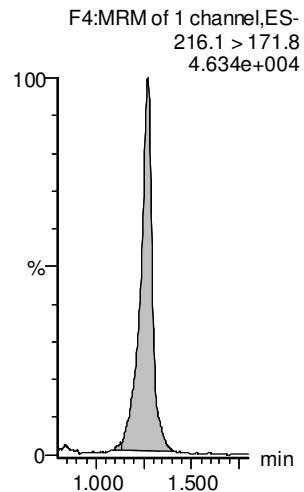
PFPeA



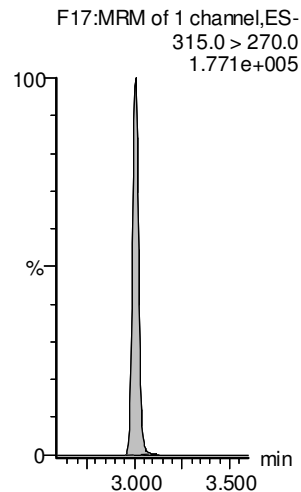
PFMBA



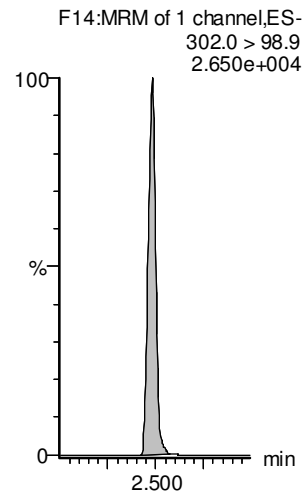
13C3-PFBA-EIS



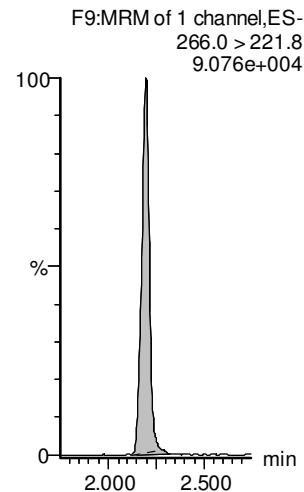
13C2-PFHxA-EIS



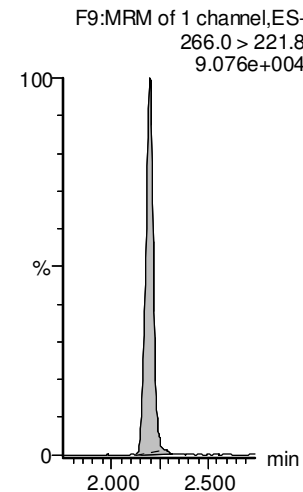
13C3-PFBS-EIS



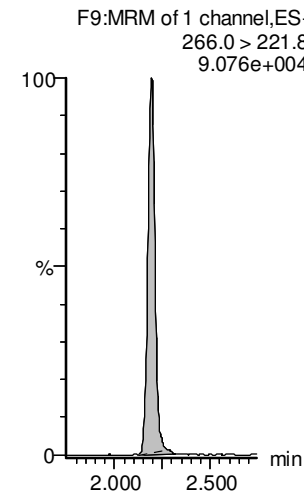
13C3-PFPeA-EIS



13C3-PFPeA-EIS



13C3-PFPeA-EIS



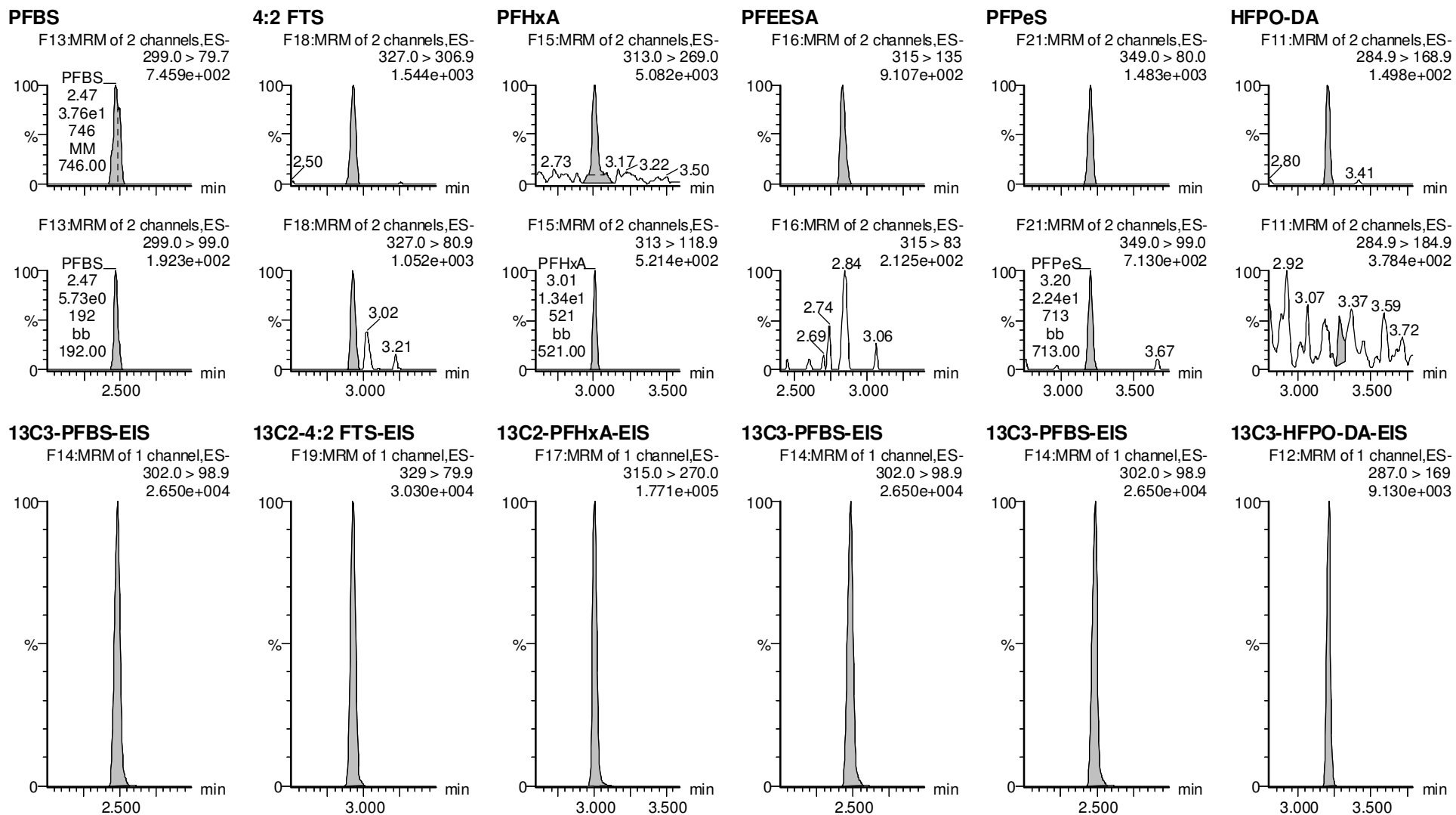
Dataset: F:\Projects\PFAS.PRO\Results\210515M2\210515M2-CRV.qld

Last Altered: Monday, May 17, 2021 09:01:46 Pacific Daylight Time

Printed: Monday, May 17, 2021 09:01:55 Pacific Daylight Time

VY 5/17/2021

Name: 210515M2_8, Date: 15-May-2021, Time: 15:07:00, ID: ST210515M2-1 PFC CS-2 21D2801, Description: PFC CS-2 21D2801



Vista Analytical Laboratory

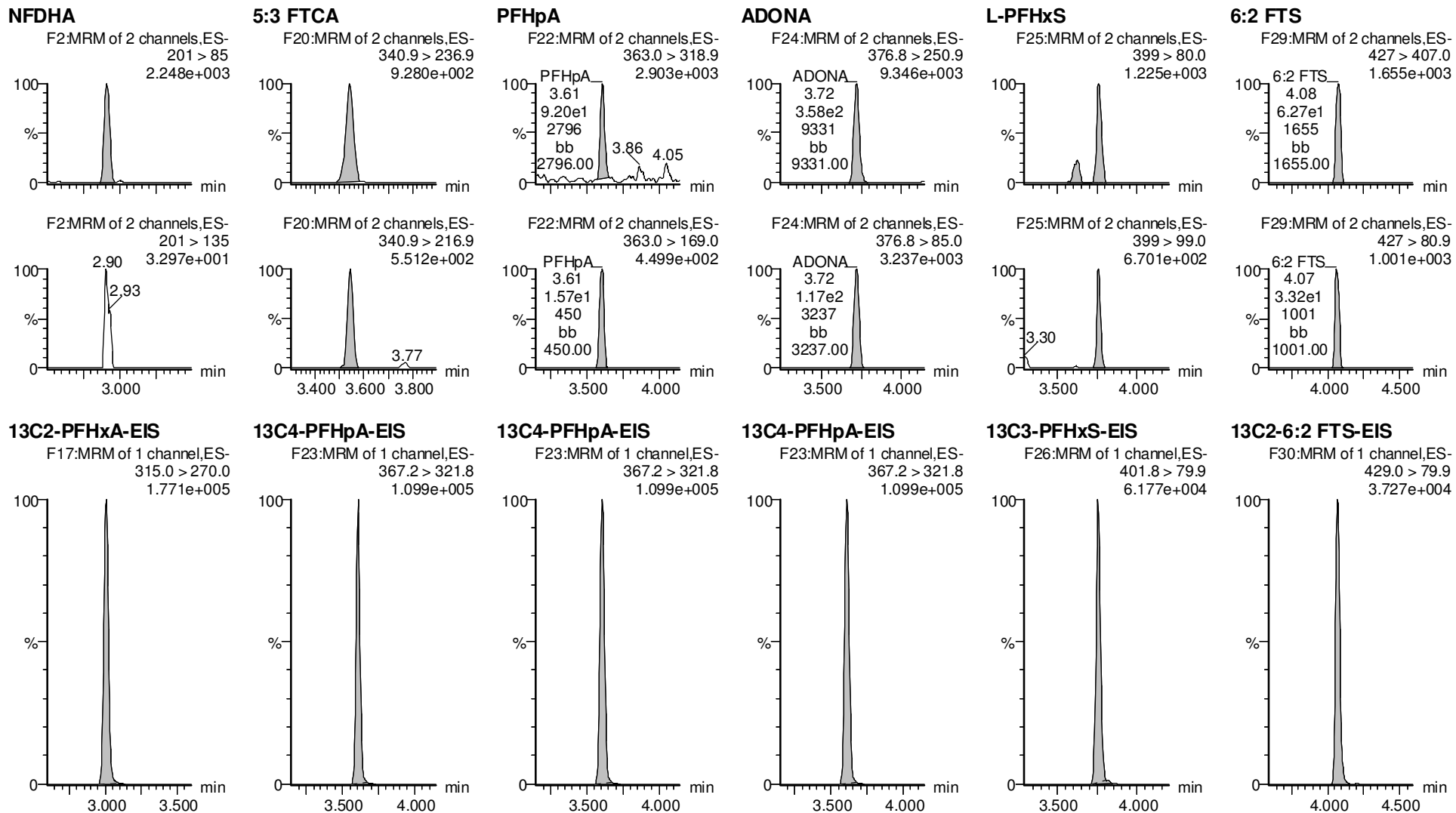
Dataset: F:\Projects\PFAS.PRO\Results\210515M2\210515M2-CRV.qld

Last Altered: Monday, May 17, 2021 09:01:46 Pacific Daylight Time

Printed: Monday, May 17, 2021 09:01:55 Pacific Daylight Time

VY 5/17/2021

Name: 210515M2_8, Date: 15-May-2021, Time: 15:07:00, ID: ST210515M2-1 PFC CS-2 21D2801, Description: PFC CS-2 21D2801



Dataset: F:\Projects\PFAS.PRO\Results\210515M2\210515M2-CRV.qld

Last Altered: Monday, May 17, 2021 09:01:46 Pacific Daylight Time

Printed: Monday, May 17, 2021 09:01:55 Pacific Daylight Time

VY 5/17/2021

Name: 210515M2_8, Date: 15-May-2021, Time: 15:07:00, ID: ST210515M2-1 PFC CS-2 21D2801, Description: PFC CS-2 21D2801

L-PFOA

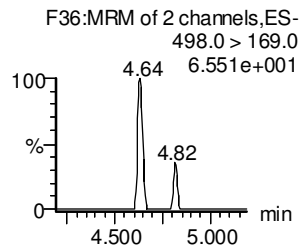
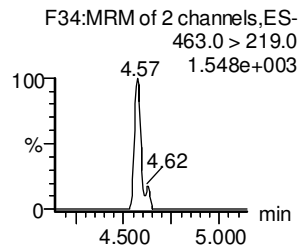
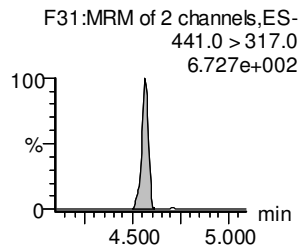
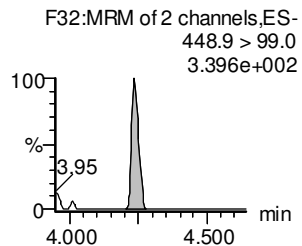
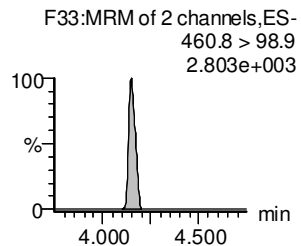
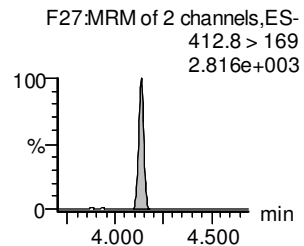
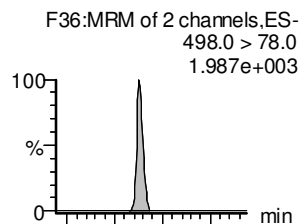
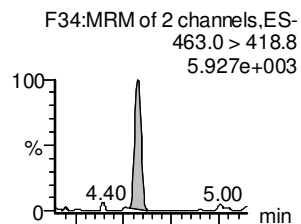
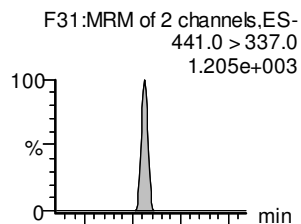
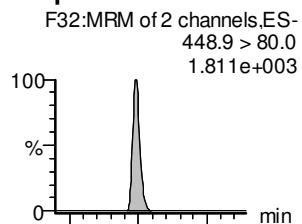
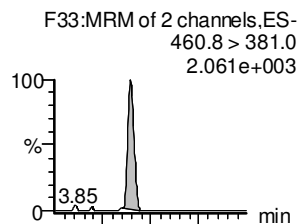
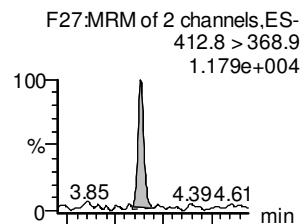
PFECheS

PFHpS

7:3 FTCA

PFNA

PFOSA



13C2-PFOA-EIS

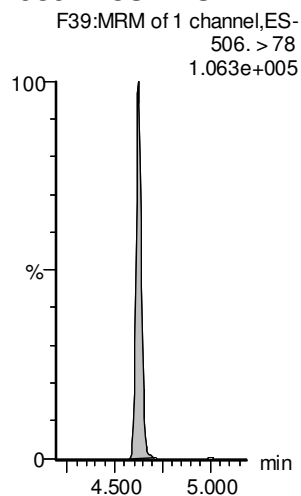
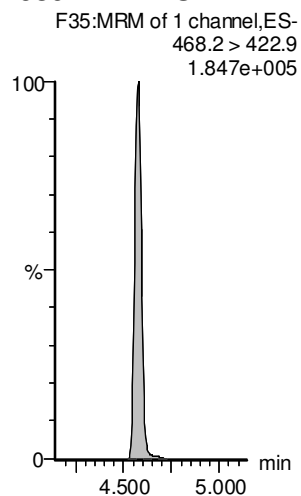
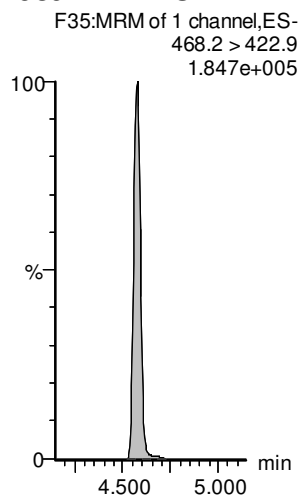
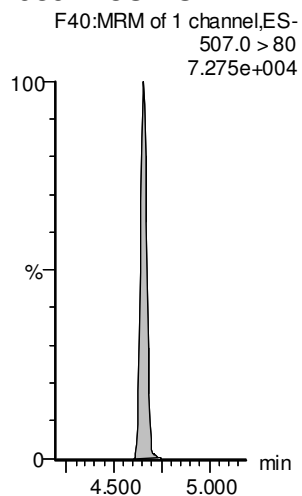
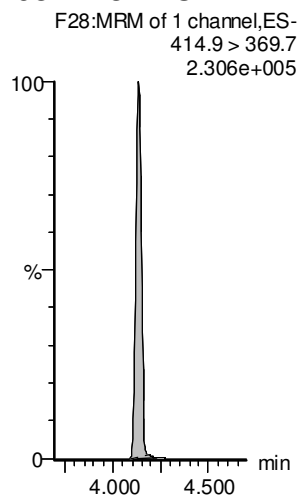
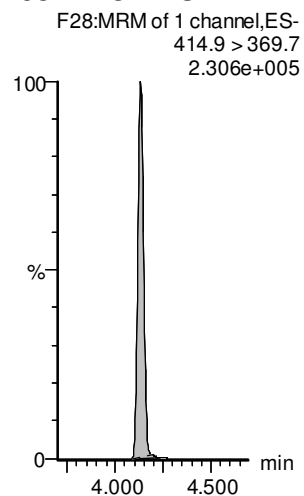
13C2-PFOA-EIS

13C8-PFOS-EIS

13C5-PFNA-EIS

13C5-PFNA-EIS

13C8-PFOSA-EIS



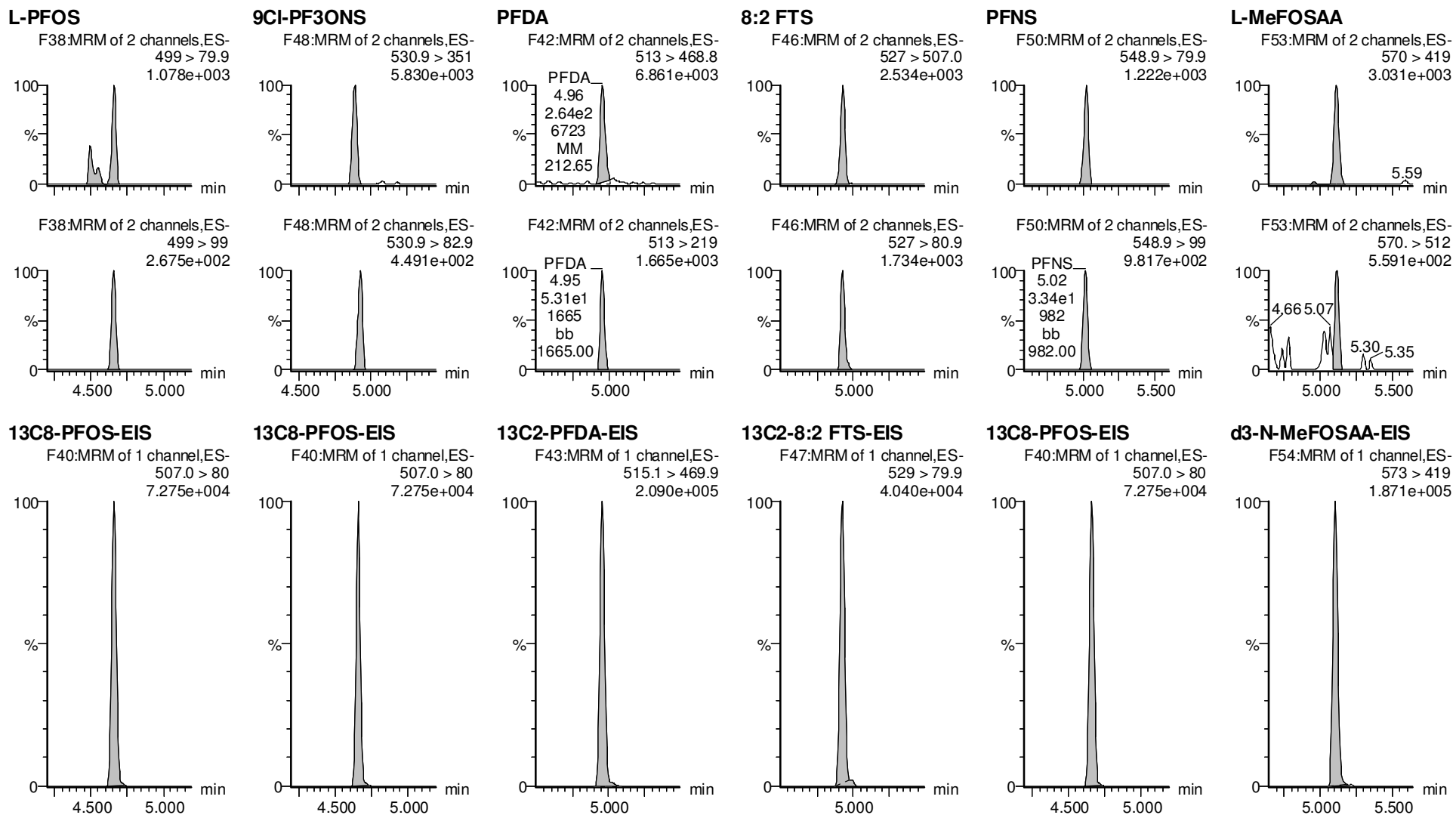
Dataset: F:\Projects\PFAS.PRO\Results\210515M2\210515M2-CRV.qld

Last Altered: Monday, May 17, 2021 09:01:46 Pacific Daylight Time

Printed: Monday, May 17, 2021 09:01:55 Pacific Daylight Time

VY 5/17/2021

Name: 210515M2_8, Date: 15-May-2021, Time: 15:07:00, ID: ST210515M2-1 PFC CS-2 21D2801, Description: PFC CS-2 21D2801



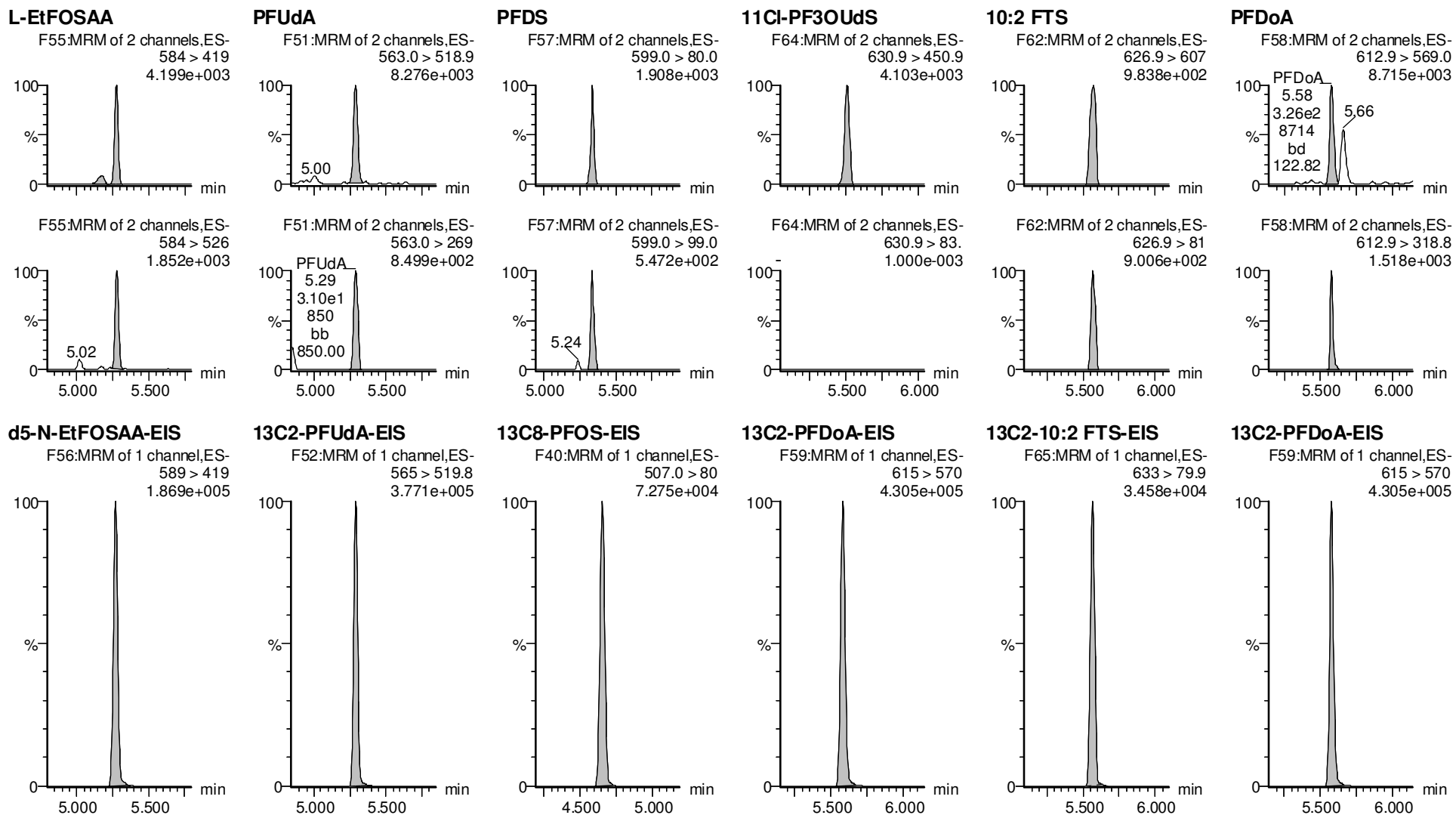
Dataset: F:\Projects\PFAS.PRO\Results\210515M2\210515M2-CRV.qld

Last Altered: Monday, May 17, 2021 09:01:46 Pacific Daylight Time

Printed: Monday, May 17, 2021 09:01:55 Pacific Daylight Time

VY 5/17/2021

Name: 210515M2_8, Date: 15-May-2021, Time: 15:07:00, ID: ST210515M2-1 PFC CS-2 21D2801, Description: PFC CS-2 21D2801



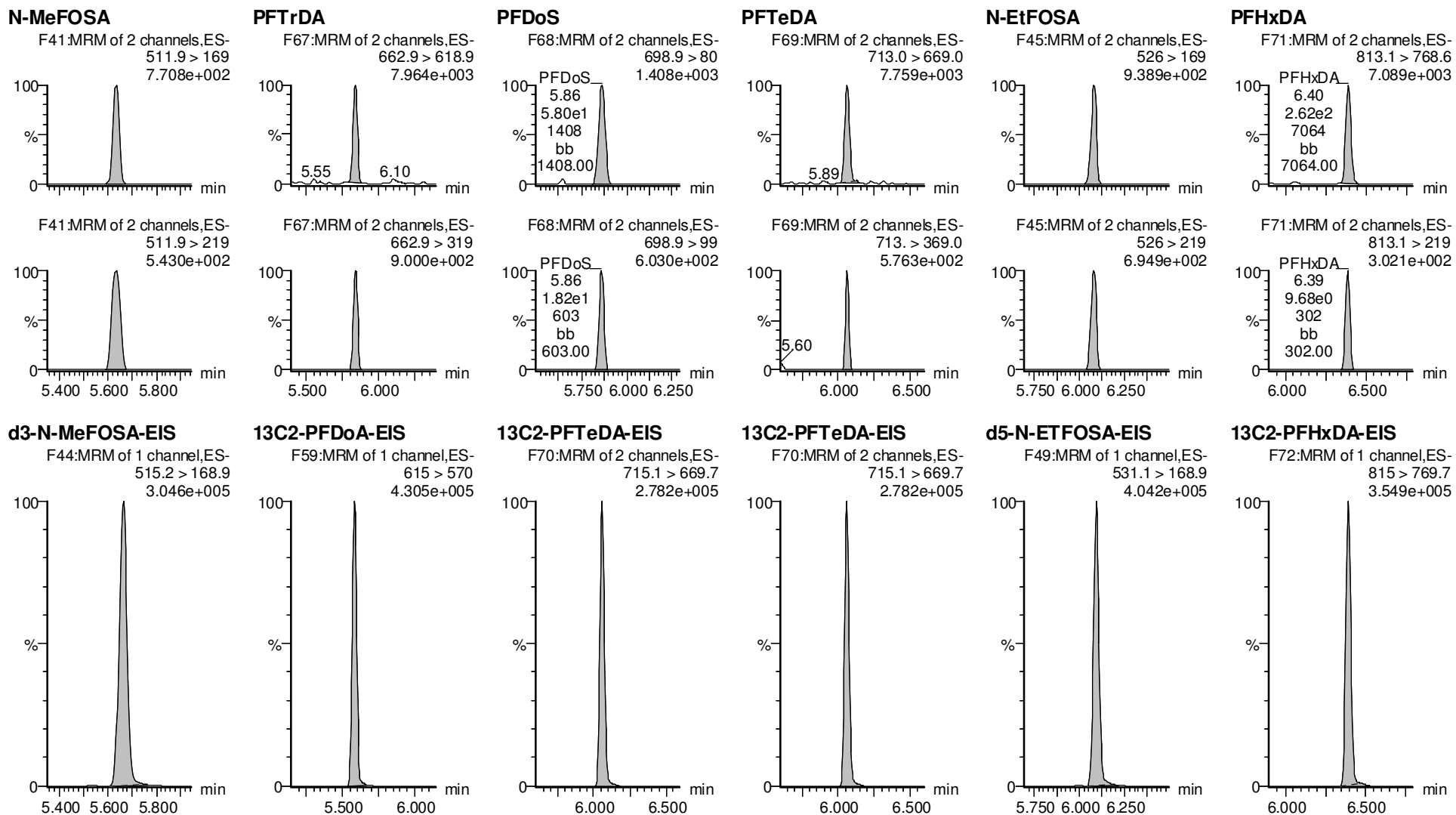
Dataset: F:\Projects\PFAS.PRO\Results\210515M2\210515M2-CRV.qld

Last Altered: Monday, May 17, 2021 09:01:46 Pacific Daylight Time

Printed: Monday, May 17, 2021 09:01:55 Pacific Daylight Time

VY 5/17/2021

Name: 210515M2_8, Date: 15-May-2021, Time: 15:07:00, ID: ST210515M2-1 PFC CS-2 21D2801, Description: PFC CS-2 21D2801



Vista Analytical Laboratory

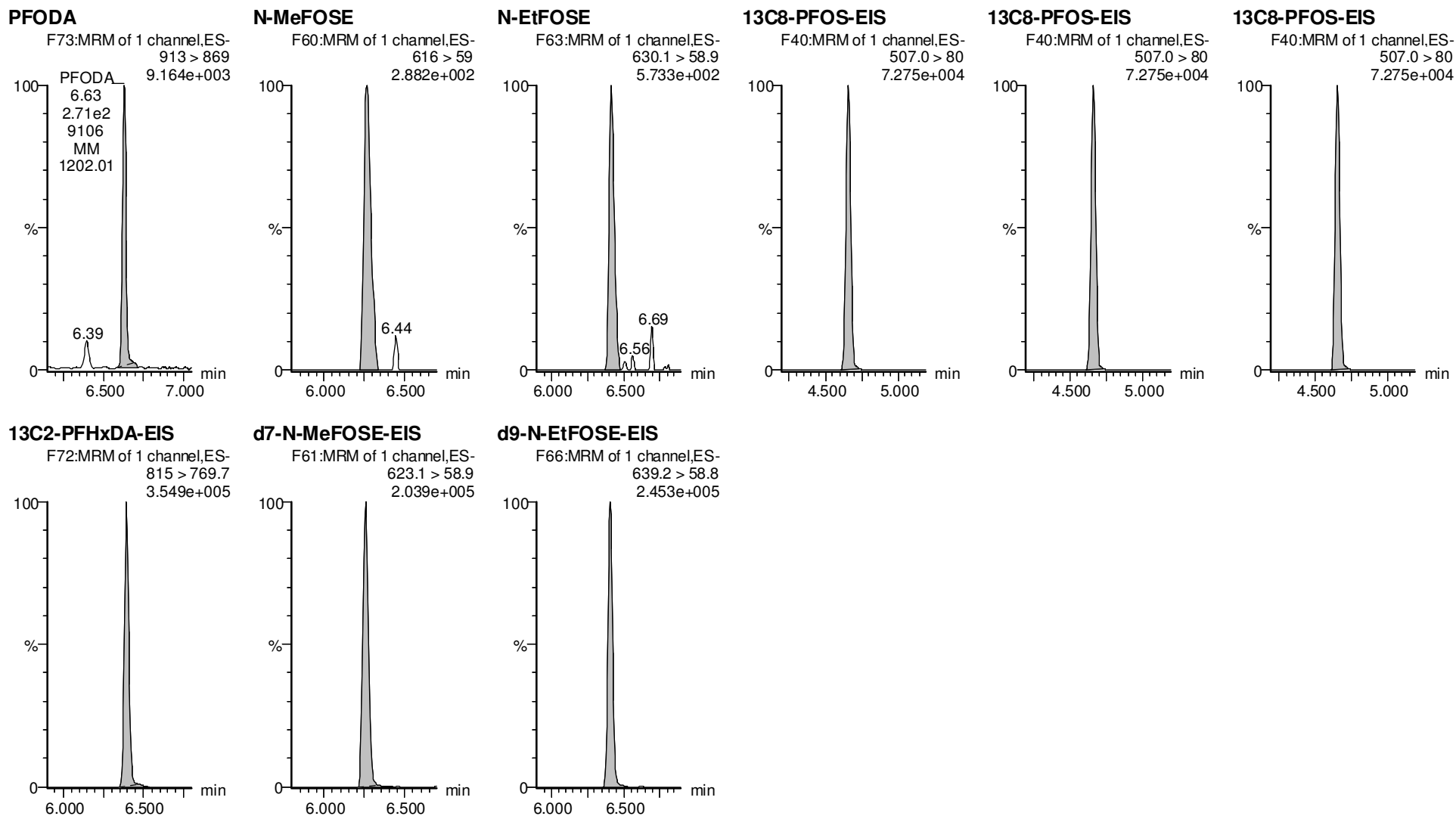
Dataset: F:\Projects\PFAS.PRO\Results\210515M2\210515M2-CRV.qld

Last Altered: Monday, May 17, 2021 09:01:46 Pacific Daylight Time

Printed: Monday, May 17, 2021 09:01:55 Pacific Daylight Time

VY 5/17/2021

Name: 210515M2_8, Date: 15-May-2021, Time: 15:07:00, ID: ST210515M2-1 PFC CS-2 21D2801, Description: PFC CS-2 21D2801



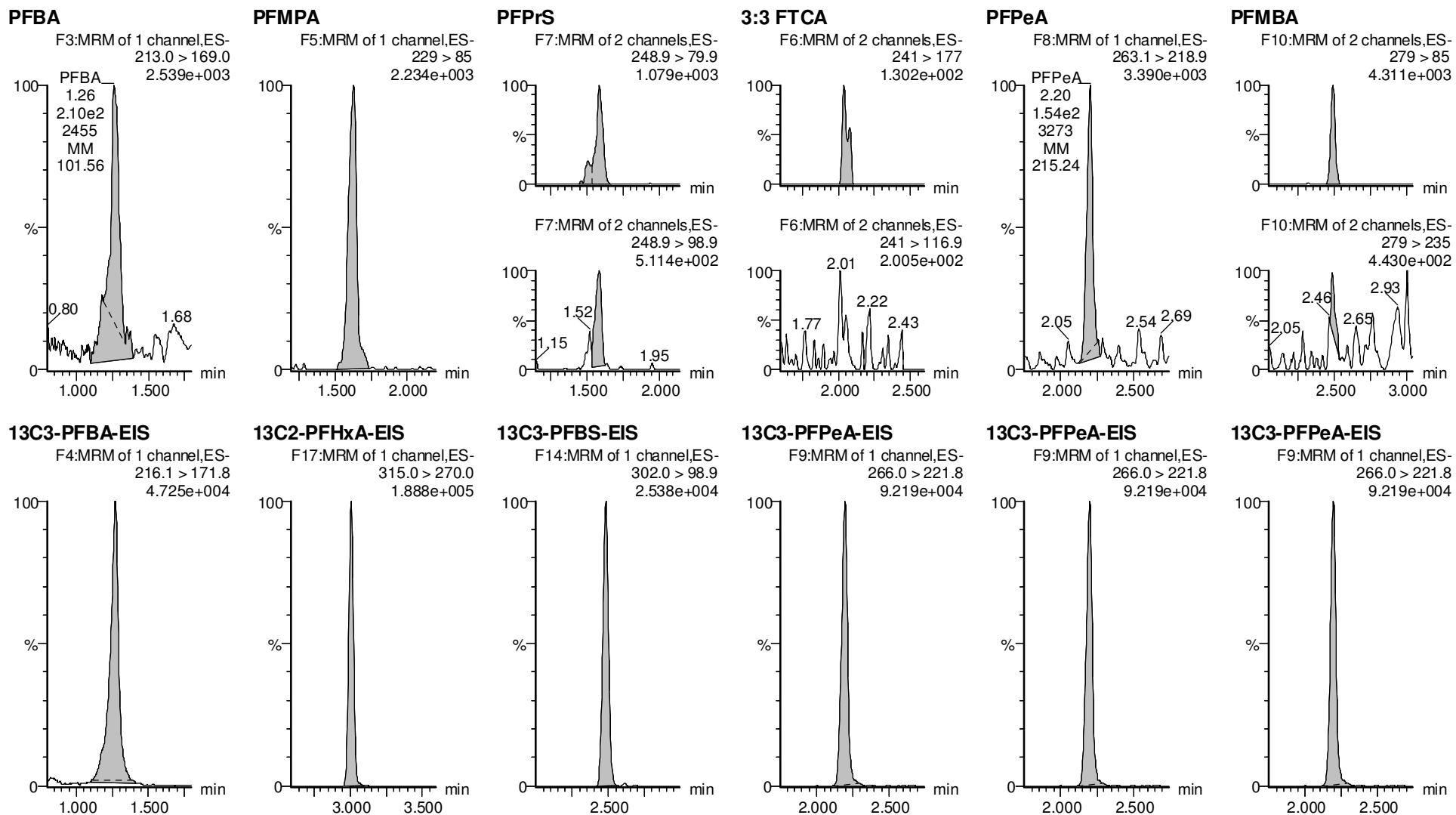
Dataset: F:\Projects\PFAS.PRO\Results\210515M2\210515M2-CRV.qld

Last Altered: Monday, May 17, 2021 09:01:46 Pacific Daylight Time

Printed: Monday, May 17, 2021 09:01:55 Pacific Daylight Time

VY 5/17/2021

Name: 210515M2_9, Date: 15-May-2021, Time: 15:17:27, ID: ST210515M2-2 PFC CS-1 21D2802, Description: PFC CS-1 21D2802



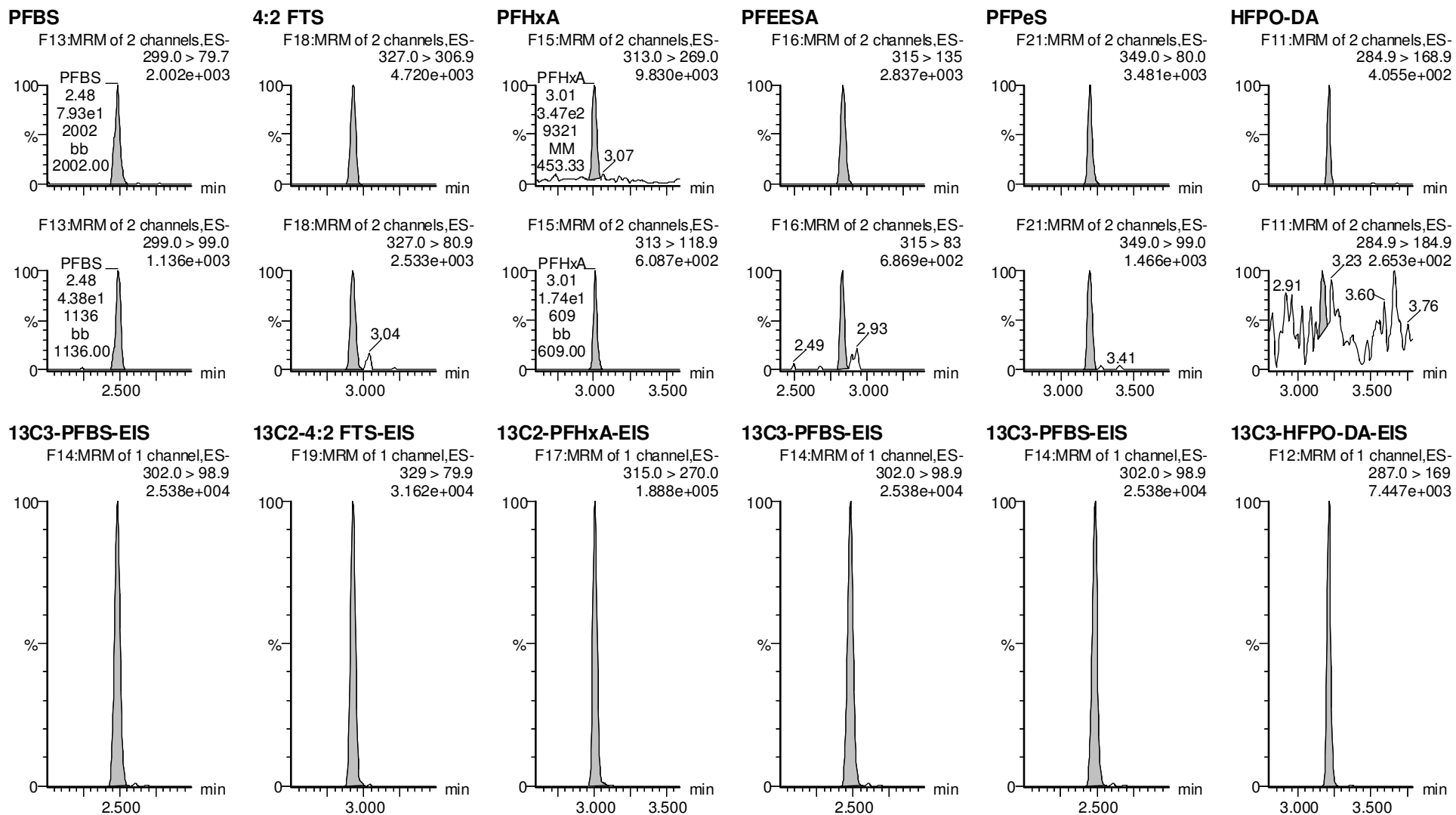
Dataset: F:\Projects\PFAS.PRO\Results\210515M2\210515M2-CRV.qld

Last Altered: Monday, May 17, 2021 09:01:46 Pacific Daylight Time

Printed: Monday, May 17, 2021 09:01:55 Pacific Daylight Time

VY 5/17/2021

Name: 210515M2_9, Date: 15-May-2021, Time: 15:17:27, ID: ST210515M2-2 PFC CS-1 21D2802, Description: PFC CS-1 21D2802



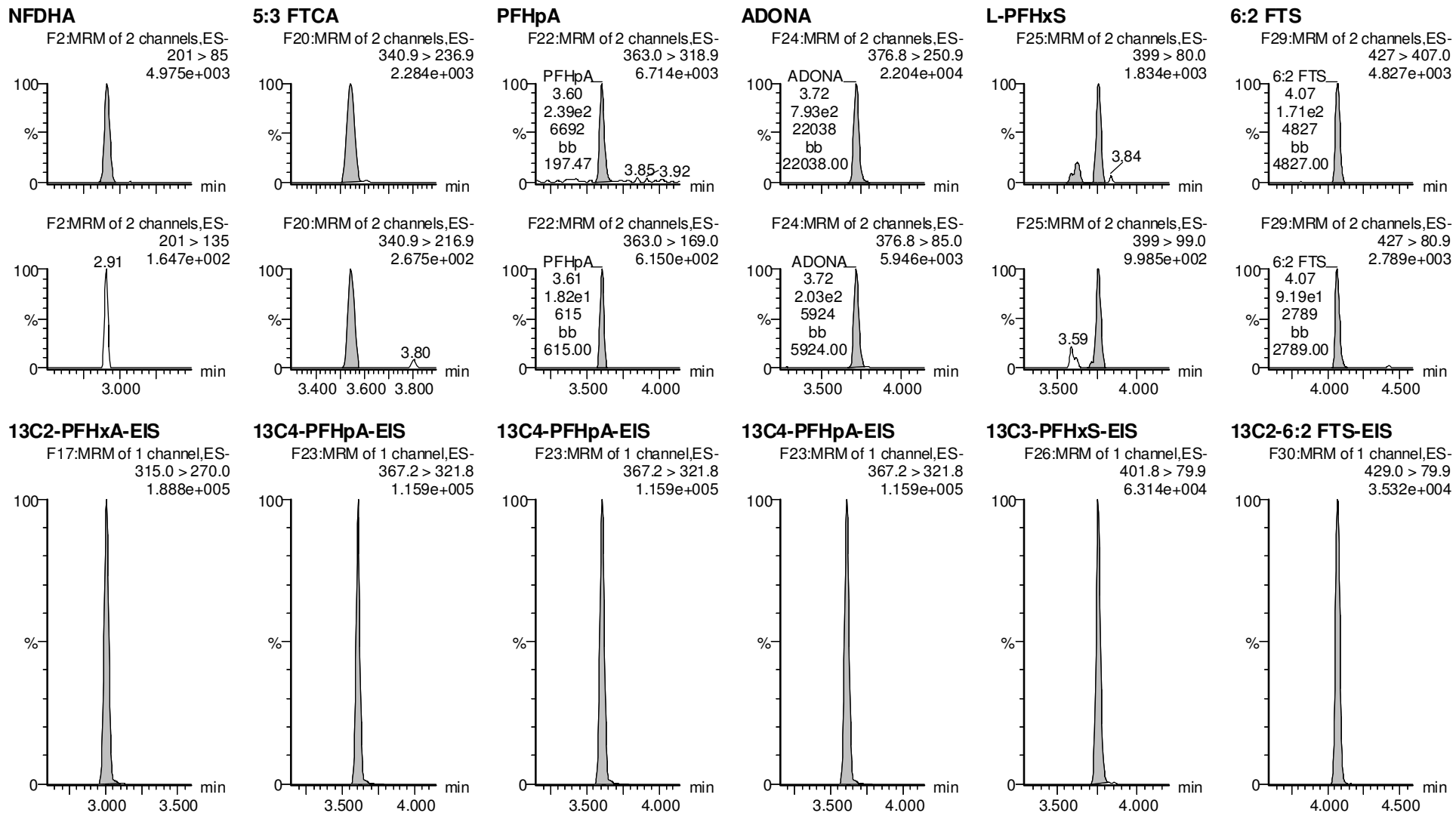
Dataset: F:\Projects\PFAS.PRO\Results\210515M2\210515M2-CRV.qld

Last Altered: Monday, May 17, 2021 09:01:46 Pacific Daylight Time

Printed: Monday, May 17, 2021 09:01:55 Pacific Daylight Time

VY 5/17/2021

Name: 210515M2_9, Date: 15-May-2021, Time: 15:17:27, ID: ST210515M2-2 PFC CS-1 21D2802, Description: PFC CS-1 21D2802



Dataset: F:\Projects\PFAS.PRO\Results\210515M2\210515M2-CRV.qld

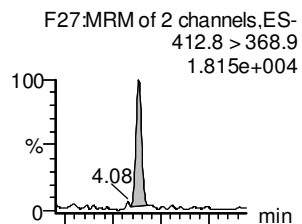
Last Altered: Monday, May 17, 2021 09:01:46 Pacific Daylight Time

Printed: Monday, May 17, 2021 09:01:55 Pacific Daylight Time

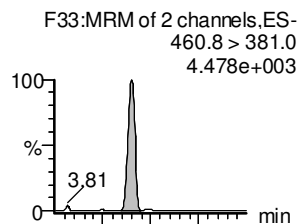
VY 5/17/2021

Name: 210515M2_9, Date: 15-May-2021, Time: 15:17:27, ID: ST210515M2-2 PFC CS-1 21D2802, Description: PFC CS-1 21D2802

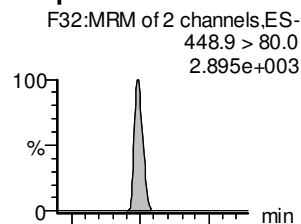
L-PFOA



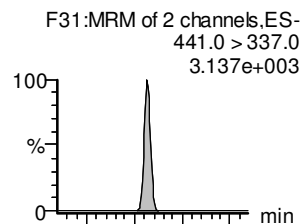
PFECheS



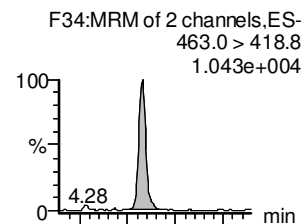
PFHpS



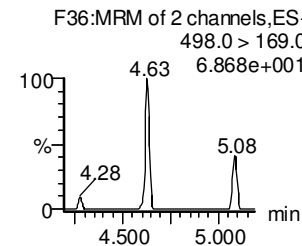
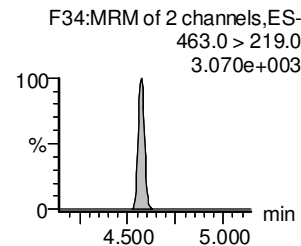
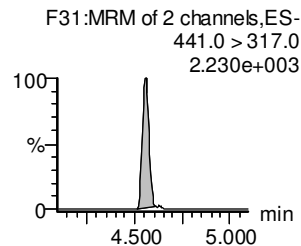
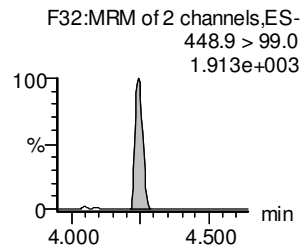
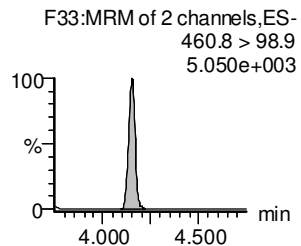
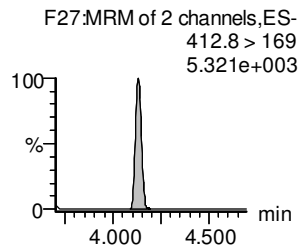
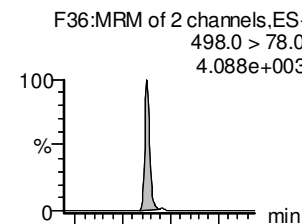
7:3 FTCA



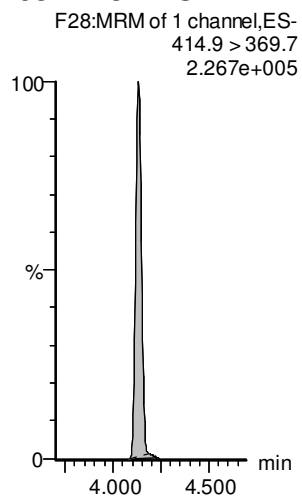
PFNA



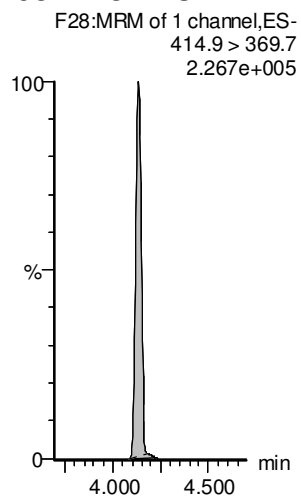
PFOSA



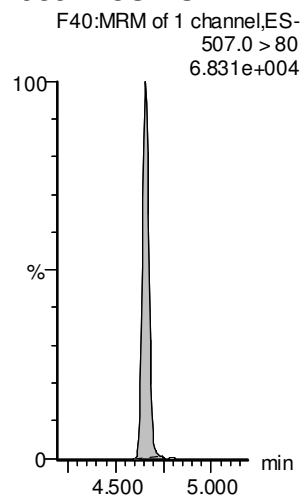
13C2-PFOA-EIS



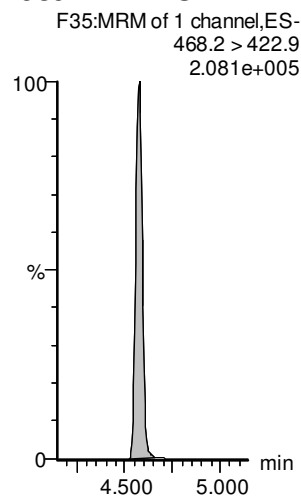
13C2-PFOA-EIS



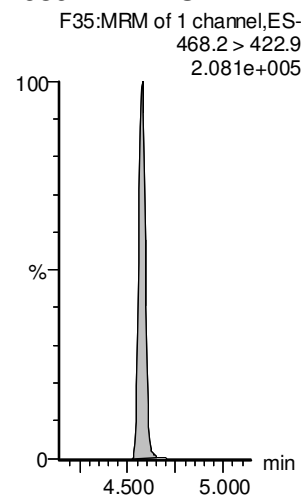
13C8-PFOS-EIS



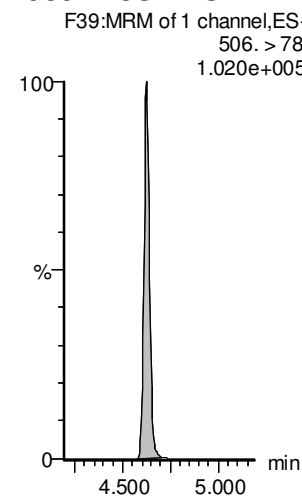
13C5-PFNA-EIS



13C5-PFNA-EIS



13C8-PFOSA-EIS



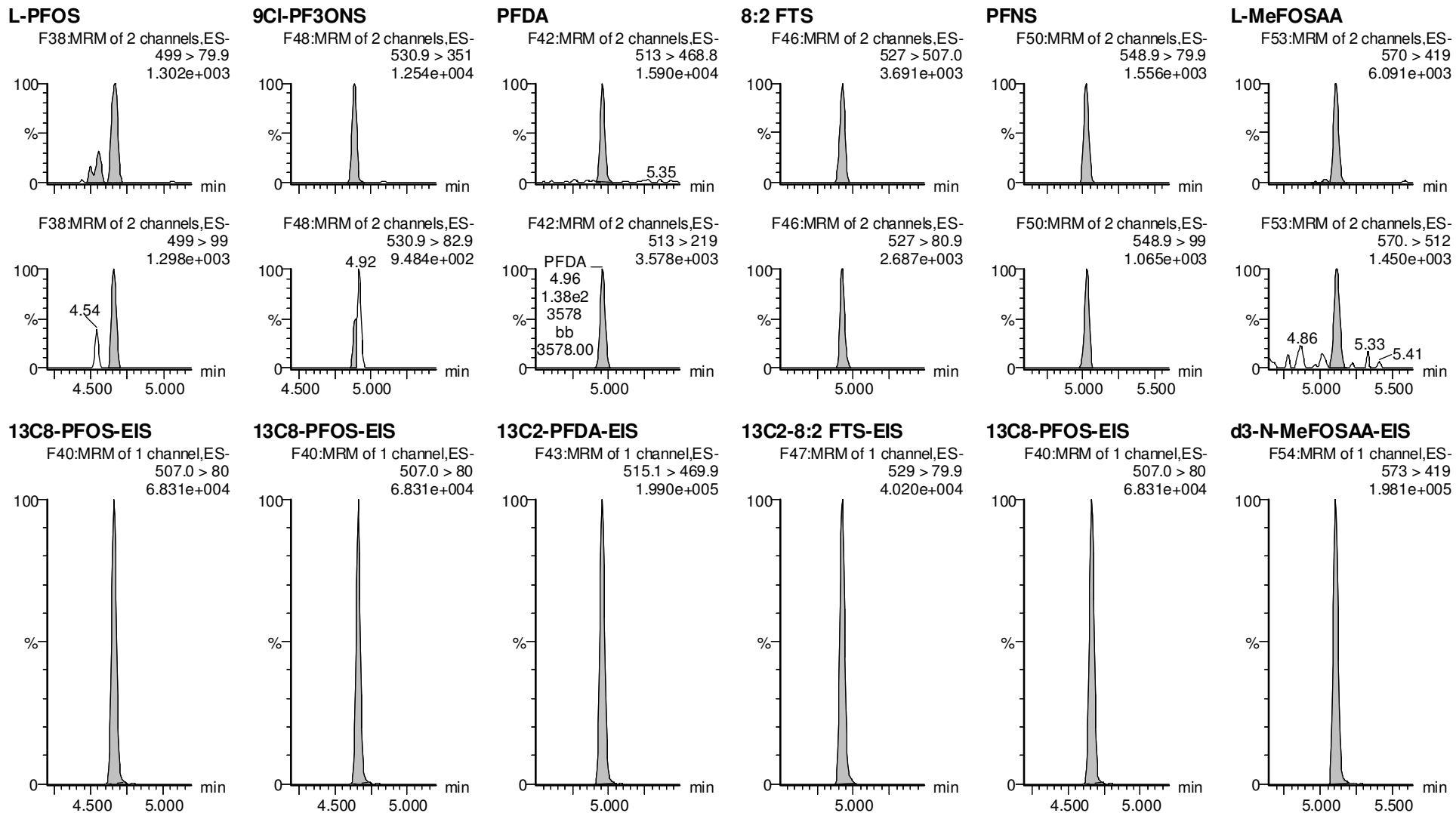
Dataset: F:\Projects\PFAS.PRO\Results\210515M2\210515M2-CRV.qld

Last Altered: Monday, May 17, 2021 09:01:46 Pacific Daylight Time

Printed: Monday, May 17, 2021 09:01:55 Pacific Daylight Time

VY 5/17/2021

Name: 210515M2_9, Date: 15-May-2021, Time: 15:17:27, ID: ST210515M2-2 PFC CS-1 21D2802, Description: PFC CS-1 21D2802



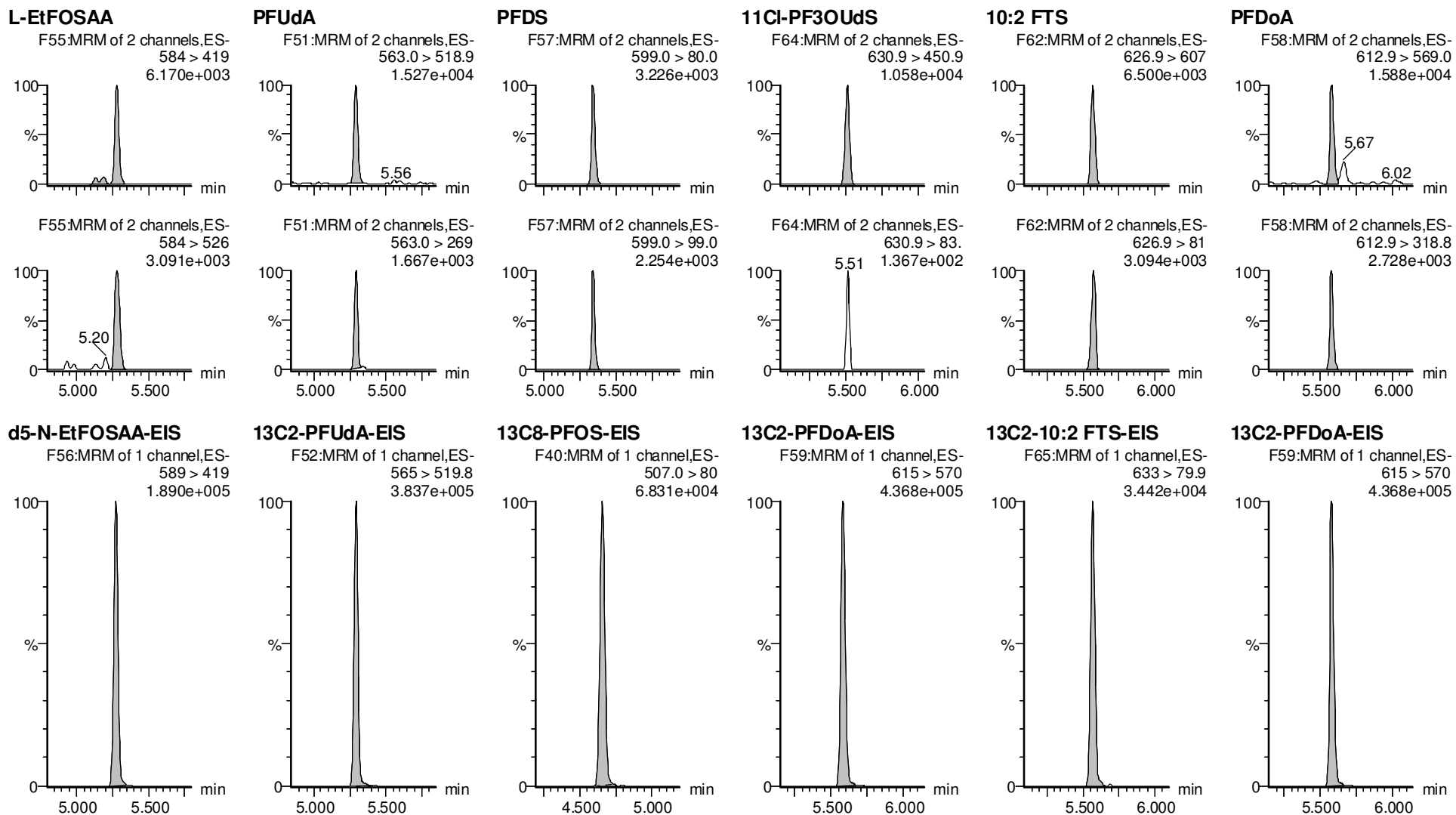
Dataset: F:\Projects\PFAS.PRO\Results\210515M2\210515M2-CRV.qld

Last Altered: Monday, May 17, 2021 09:01:46 Pacific Daylight Time

Printed: Monday, May 17, 2021 09:01:55 Pacific Daylight Time

VY 5/17/2021

Name: 210515M2_9, Date: 15-May-2021, Time: 15:17:27, ID: ST210515M2-2 PFC CS-1 21D2802, Description: PFC CS-1 21D2802



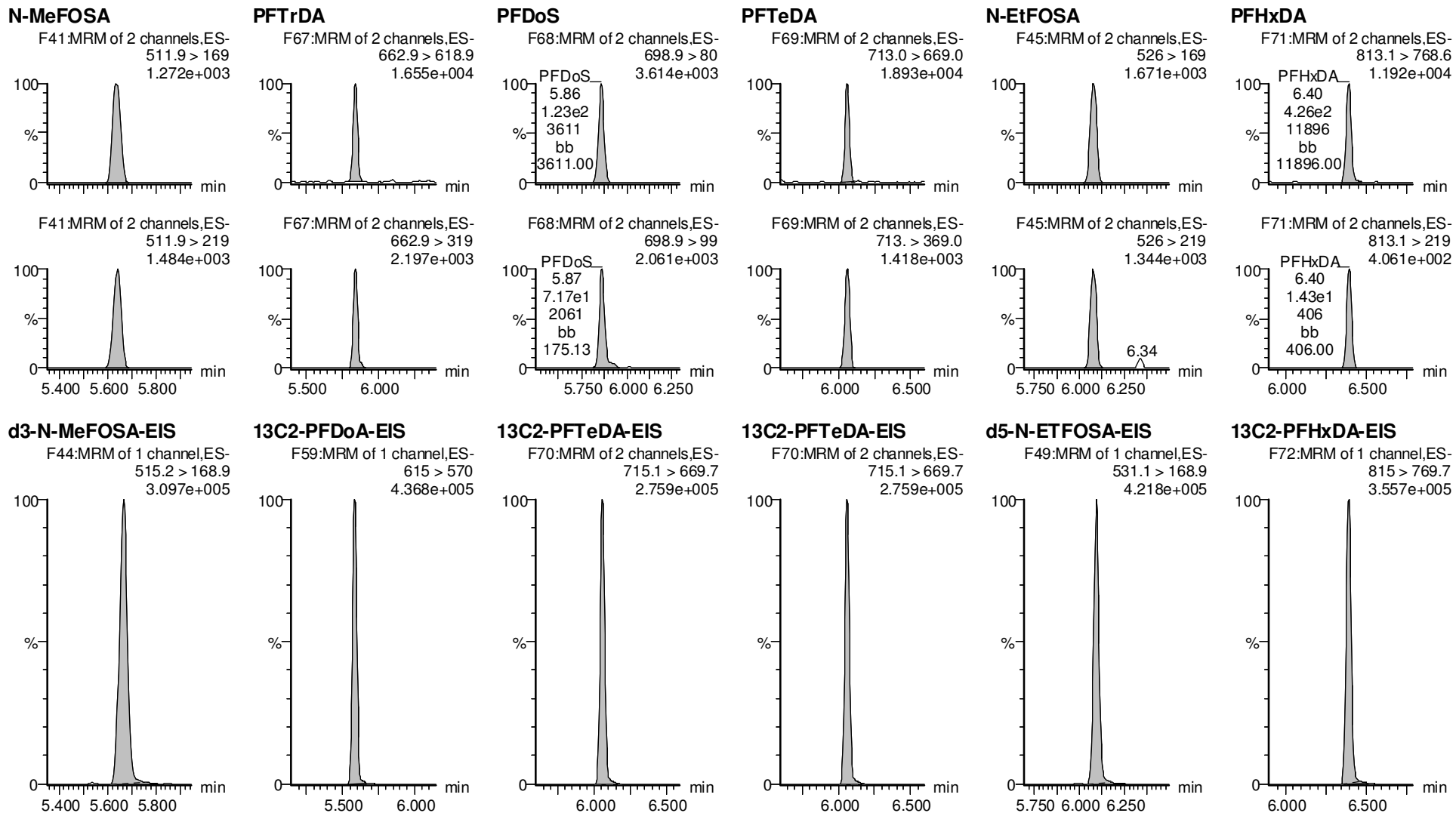
Dataset: F:\Projects\PFAS.PRO\Results\210515M2\210515M2-CRV.qld

Last Altered: Monday, May 17, 2021 09:01:46 Pacific Daylight Time

Printed: Monday, May 17, 2021 09:01:55 Pacific Daylight Time

VY 5/17/2021

Name: 210515M2_9, Date: 15-May-2021, Time: 15:17:27, ID: ST210515M2-2 PFC CS-1 21D2802, Description: PFC CS-1 21D2802



Dataset: F:\Projects\PFAS.PRO\Results\210515M2\210515M2-CRV.qld


Last Altered: Monday, May 17, 2021 09:01:46 Pacific Daylight Time

Printed: Monday, May 17, 2021 09:01:55 Pacific Daylight Time

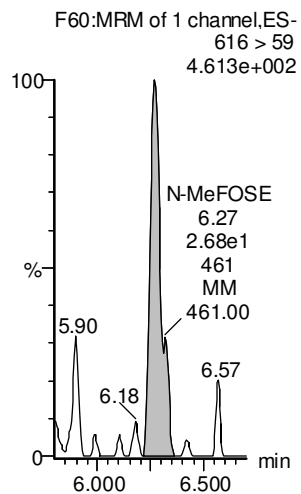
VY 5/17/2021

Name: 210515M2_9, Date: 15-May-2021, Time: 15:17:27, ID: ST210515M2-2 PFC CS-1 21D2802, Description: PFC CS-1 21D2802

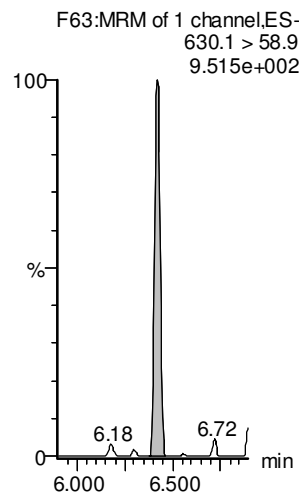
PFODA



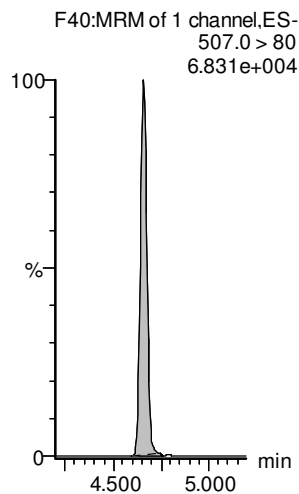
N-MeFOSE



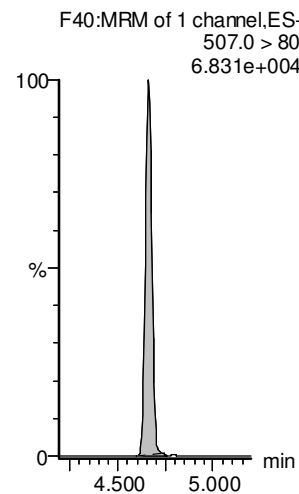
N-EtFOSE



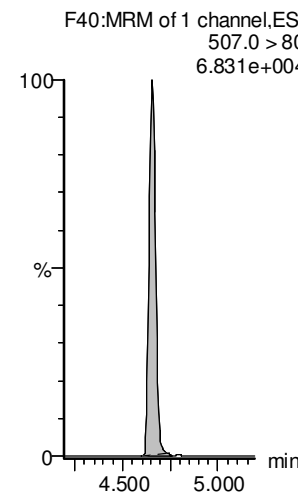
13C8-PFOS-EIS



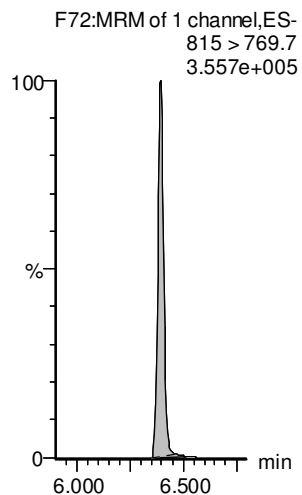
13C8-PFOS-EIS



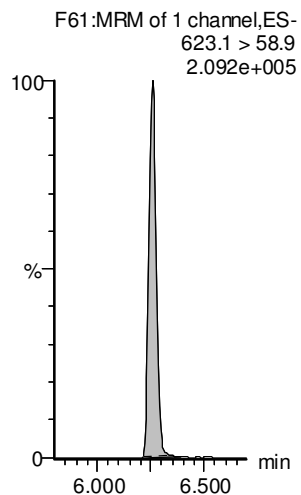
13C8-PFOS-EIS



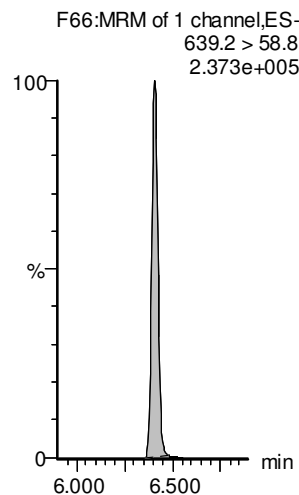
13C2-PFHxDA-EIS



d7-N-MeFOSE-EIS



d9-N-EtFOSE-EIS



Dataset: F:\Projects\PFAS.PRO\Results\210515M2\210515M2-CRV.qld

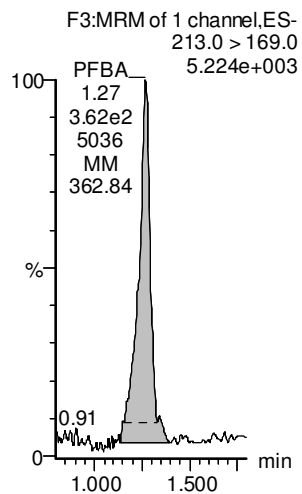
Last Altered: Monday, May 17, 2021 09:01:46 Pacific Daylight Time

Printed: Monday, May 17, 2021 09:01:55 Pacific Daylight Time

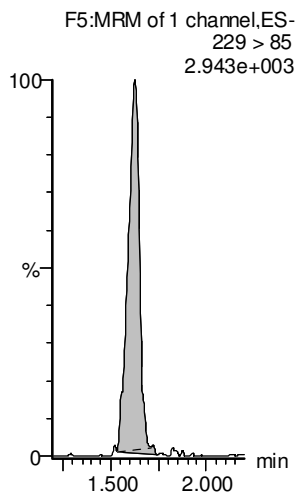
VY 5/17/2021

Name: 210515M2_10, Date: 15-May-2021, Time: 15:27:52, ID: ST210515M2-3 PFC CS0 21D2803, Description: PFC CS0 21D2803

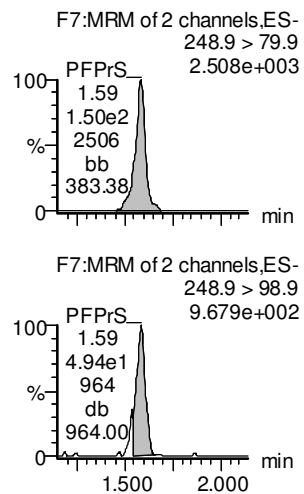
PFBA



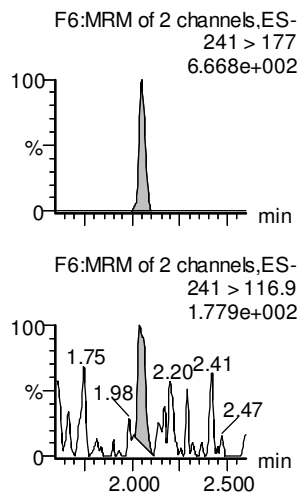
PFMPA



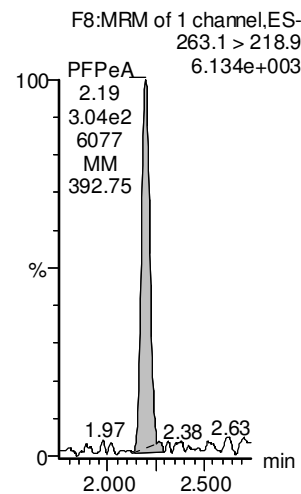
PFPrS



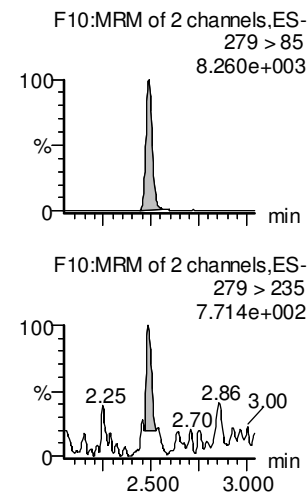
3:3 FTCA



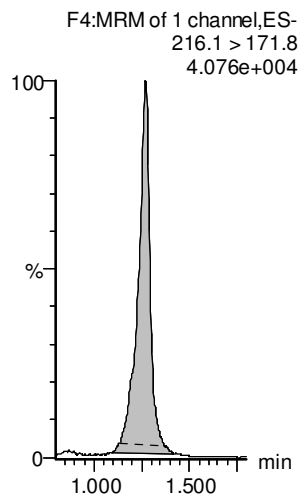
PFPeA



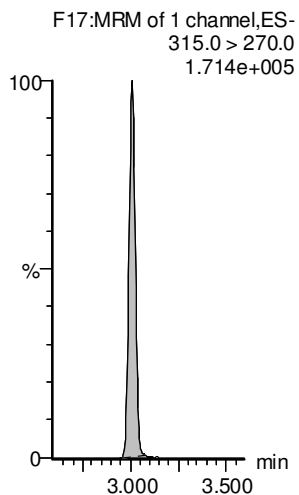
PFMBA



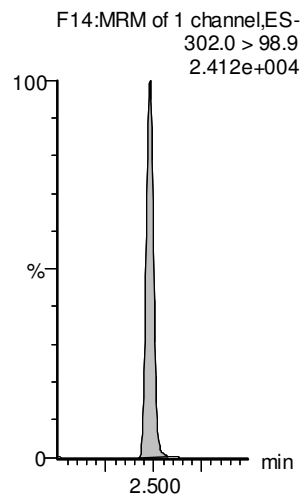
13C3-PFBA-EIS



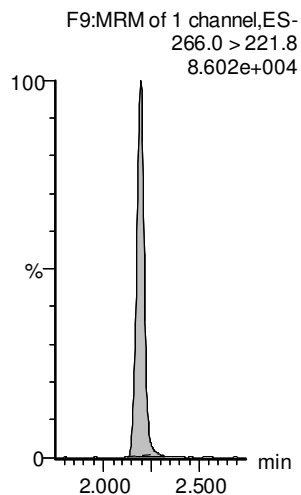
13C2-PFHxA-EIS



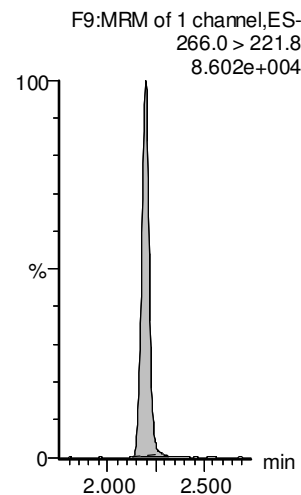
13C3-PFBS-EIS



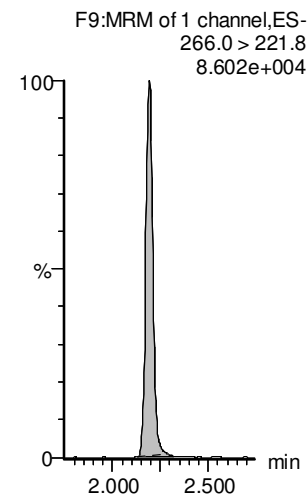
13C3-PFPeA-EIS



13C3-PFPeA-EIS



13C3-PFPeA-EIS



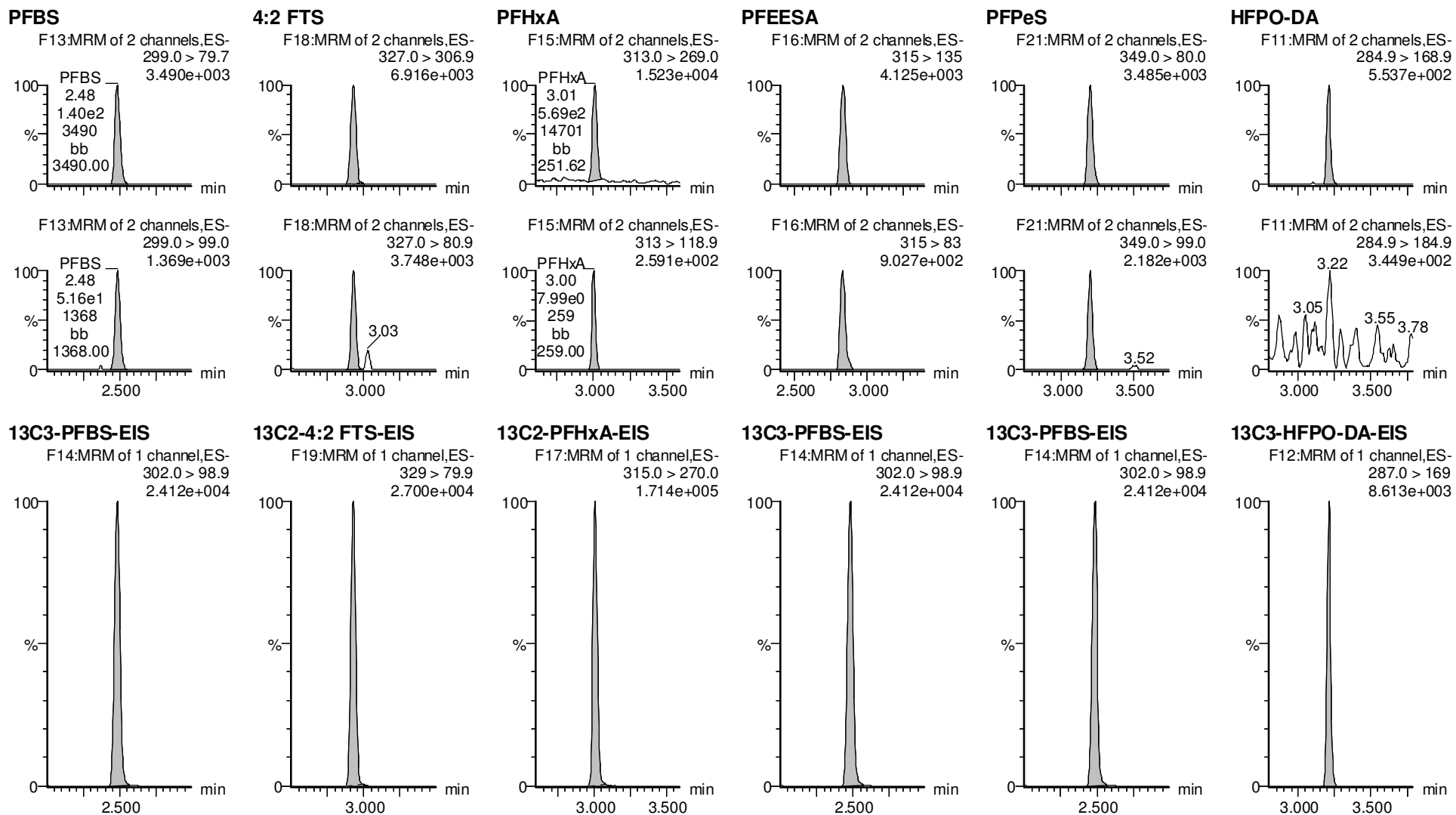
Dataset: F:\Projects\PFAS.PRO\Results\210515M2\210515M2-CRV.qld

Last Altered: Monday, May 17, 2021 09:01:46 Pacific Daylight Time

Printed: Monday, May 17, 2021 09:01:55 Pacific Daylight Time

VY 5/17/2021

Name: 210515M2_10, Date: 15-May-2021, Time: 15:27:52, ID: ST210515M2-3 PFC CS0 21D2803, Description: PFC CS0 21D2803



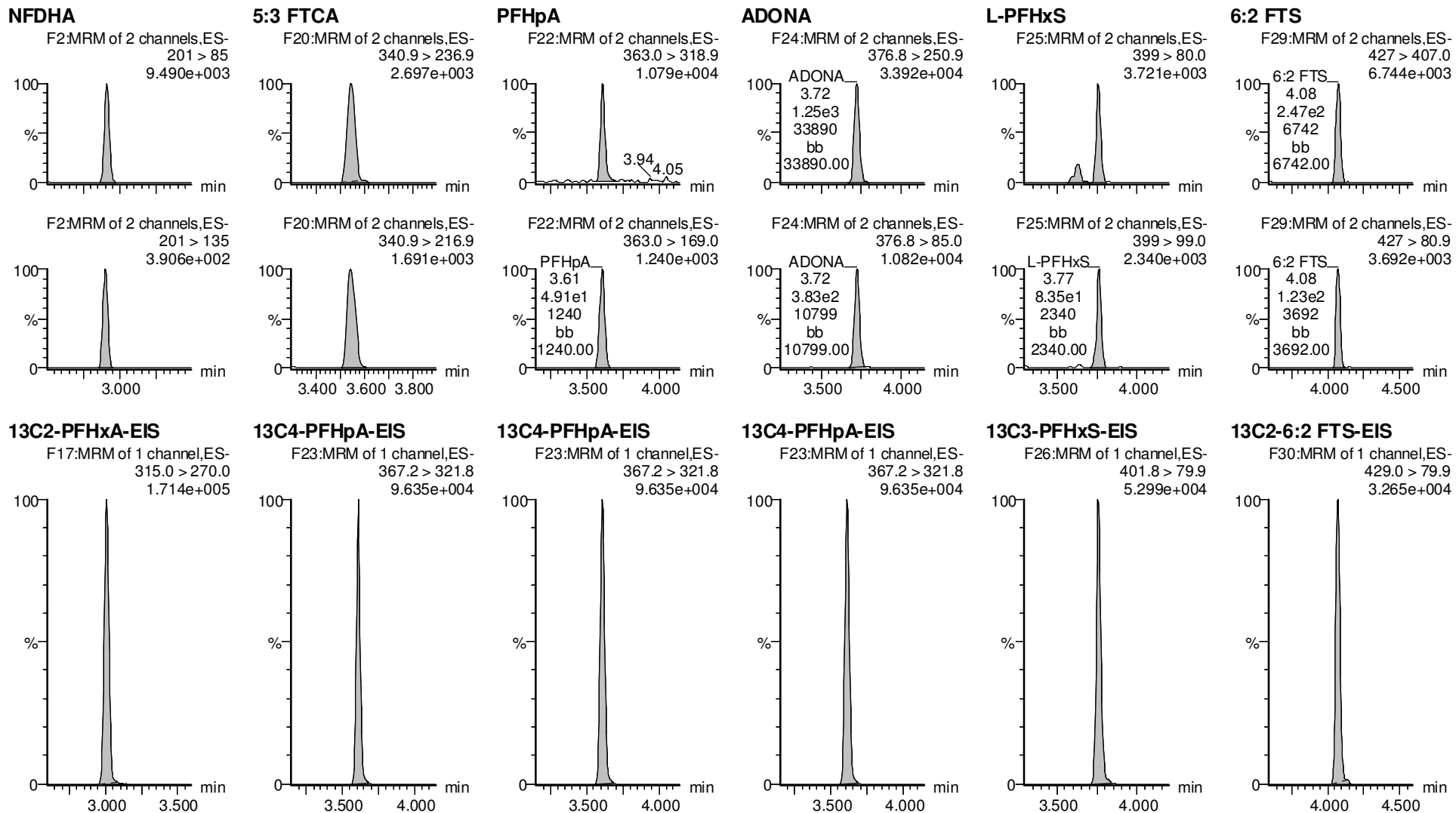
Dataset: F:\Projects\PFAS.PRO\Results\210515M2\210515M2-CRV.qld

Last Altered: Monday, May 17, 2021 09:01:46 Pacific Daylight Time

Printed: Monday, May 17, 2021 09:01:55 Pacific Daylight Time

VY 5/17/2021

Name: 210515M2_10, Date: 15-May-2021, Time: 15:27:52, ID: ST210515M2-3 PFC CS0 21D2803, Description: PFC CS0 21D2803



Dataset: F:\Projects\PFAS.PRO\Results\210515M2\210515M2-CRV.qld

Last Altered: Monday, May 17, 2021 09:01:46 Pacific Daylight Time

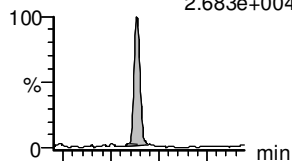
Printed: Monday, May 17, 2021 09:01:55 Pacific Daylight Time

VY 5/17/2021

Name: 210515M2_10, Date: 15-May-2021, Time: 15:27:52, ID: ST210515M2-3 PFC CS0 21D2803, Description: PFC CS0 21D2803

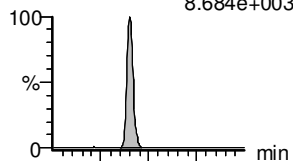
L-PFOA

F27:MRM of 2 channels,ES-
412.8 > 368.9
2.683e+004



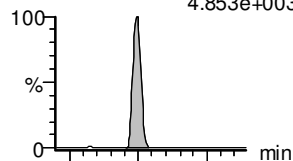
PFECheS

F33:MRM of 2 channels,ES-
460.8 > 381.0
8.684e+003



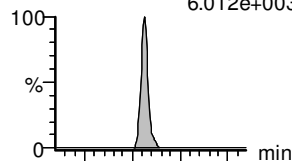
PFHpS

F32:MRM of 2 channels,ES-
448.9 > 80.0
4.853e+003



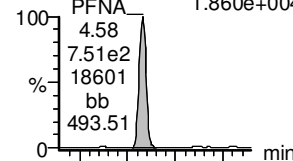
7:3 FTCA

F31:MRM of 2 channels,ES-
441.0 > 337.0
6.012e+003



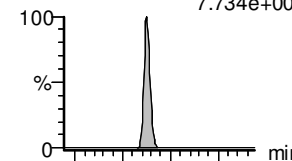
PFNA

F34:MRM of 2 channels,ES-
463.0 > 418.8
1.860e+004

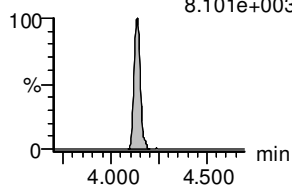


PFOSA

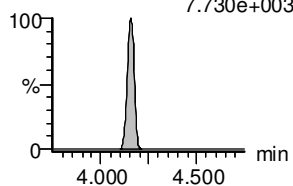
F36:MRM of 2 channels,ES-
498.0 > 78.0
7.734e+003



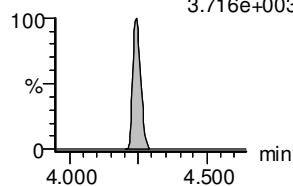
F27:MRM of 2 channels,ES-
412.8 > 169
8.101e+003



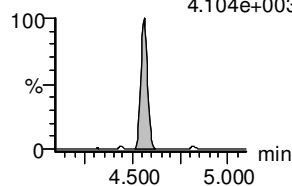
F33:MRM of 2 channels,ES-
460.8 > 98.9
7.730e+003



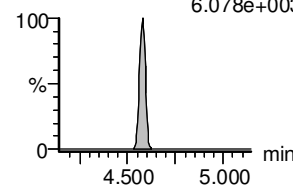
F32:MRM of 2 channels,ES-
448.9 > 99.0
3.716e+003



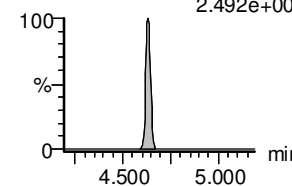
F31:MRM of 2 channels,ES-
441.0 > 317.0
4.104e+003



F34:MRM of 2 channels,ES-
463.0 > 219.0
6.078e+003

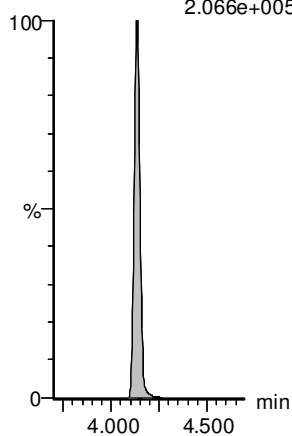


F36:MRM of 2 channels,ES-
498.0 > 169.0
2.492e+002



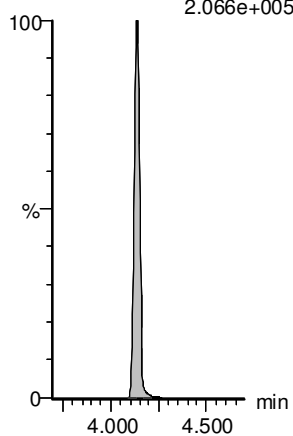
13C2-PFOA-EIS

F28:MRM of 1 channel,ES-
414.9 > 369.7
2.066e+005



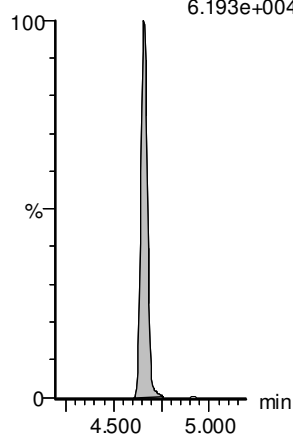
13C2-PFOA-EIS

F28:MRM of 1 channel,ES-
414.9 > 369.7
2.066e+005



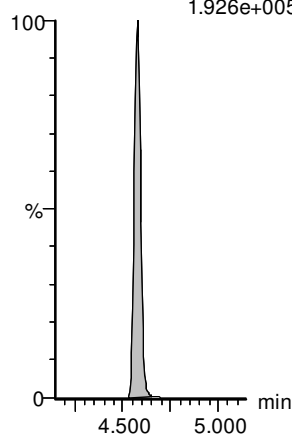
13C8-PFOS-EIS

F40:MRM of 1 channel,ES-
507.0 > 80
6.193e+004



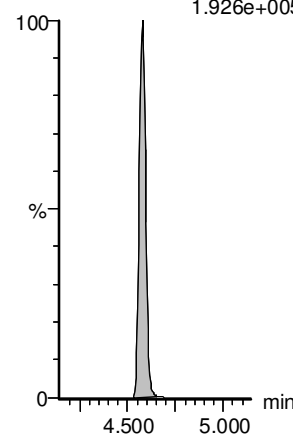
13C5-PFNA-EIS

F35:MRM of 1 channel,ES-
468.2 > 422.9
1.926e+005



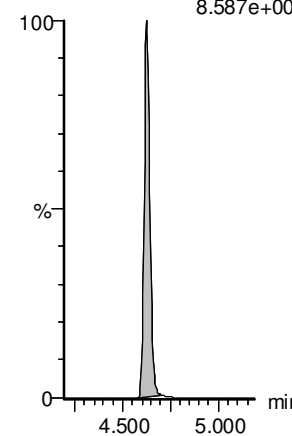
13C5-PFNA-EIS

F35:MRM of 1 channel,ES-
468.2 > 422.9
1.926e+005



13C8-PFOA-EIS

F39:MRM of 1 channel,ES-
506. > 78
8.587e+004



Dataset: F:\Projects\PFAS.PRO\Results\210515M2\210515M2-CRV.qld

Last Altered: Monday, May 17, 2021 09:01:46 Pacific Daylight Time

Printed: Monday, May 17, 2021 09:01:55 Pacific Daylight Time

VY 5/17/2021

Name: 210515M2_10, Date: 15-May-2021, Time: 15:27:52, ID: ST210515M2-3 PFC CS0 21D2803, Description: PFC CS0 21D2803

L-PFOS

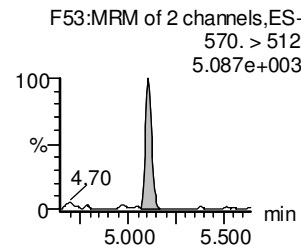
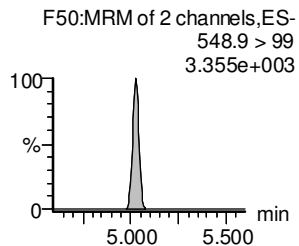
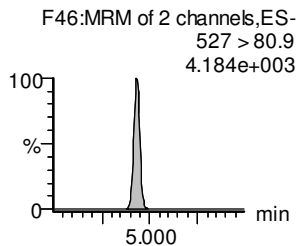
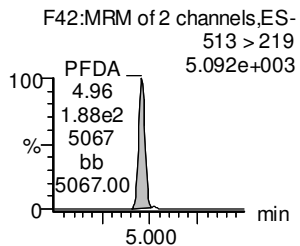
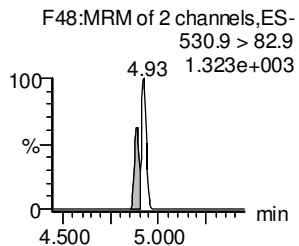
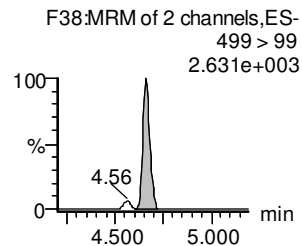
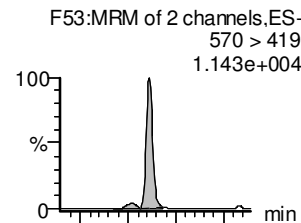
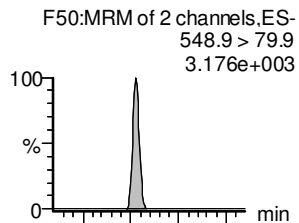
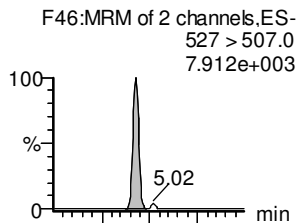
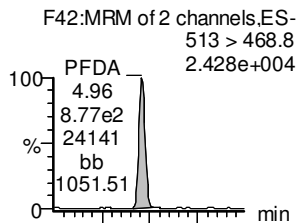
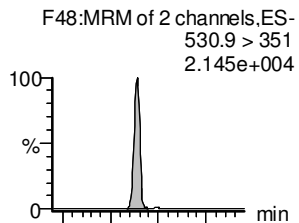
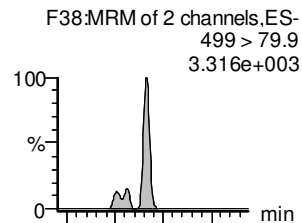
9CI-PF3ONS

PFDA

8:2 FTS

PFNS

L-MeFOSAA



13C8-PFOS-EIS

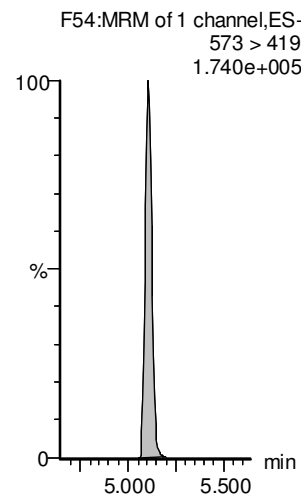
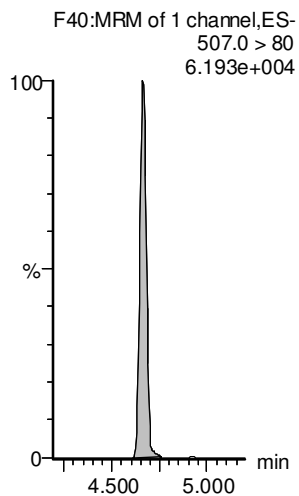
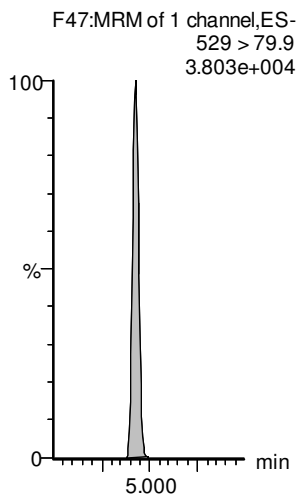
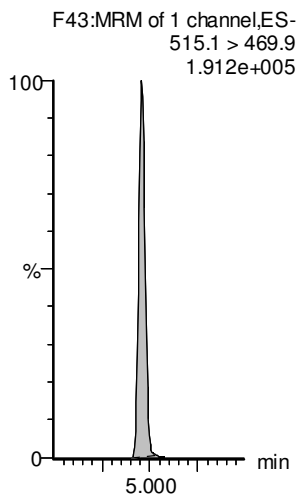
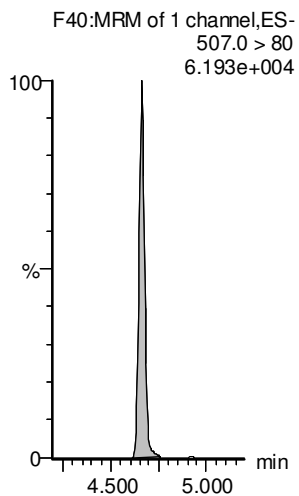
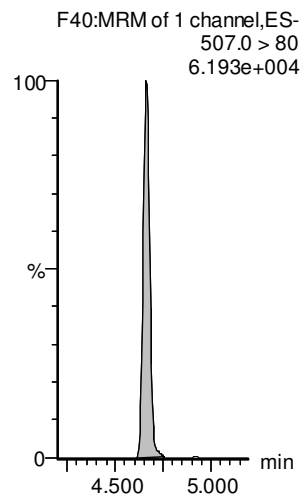
13C8-PFOS-EIS

13C2-PFDA-EIS

13C2-8:2 FTS-EIS

13C8-PFOS-EIS

d3-N-MeFOSAA-EIS



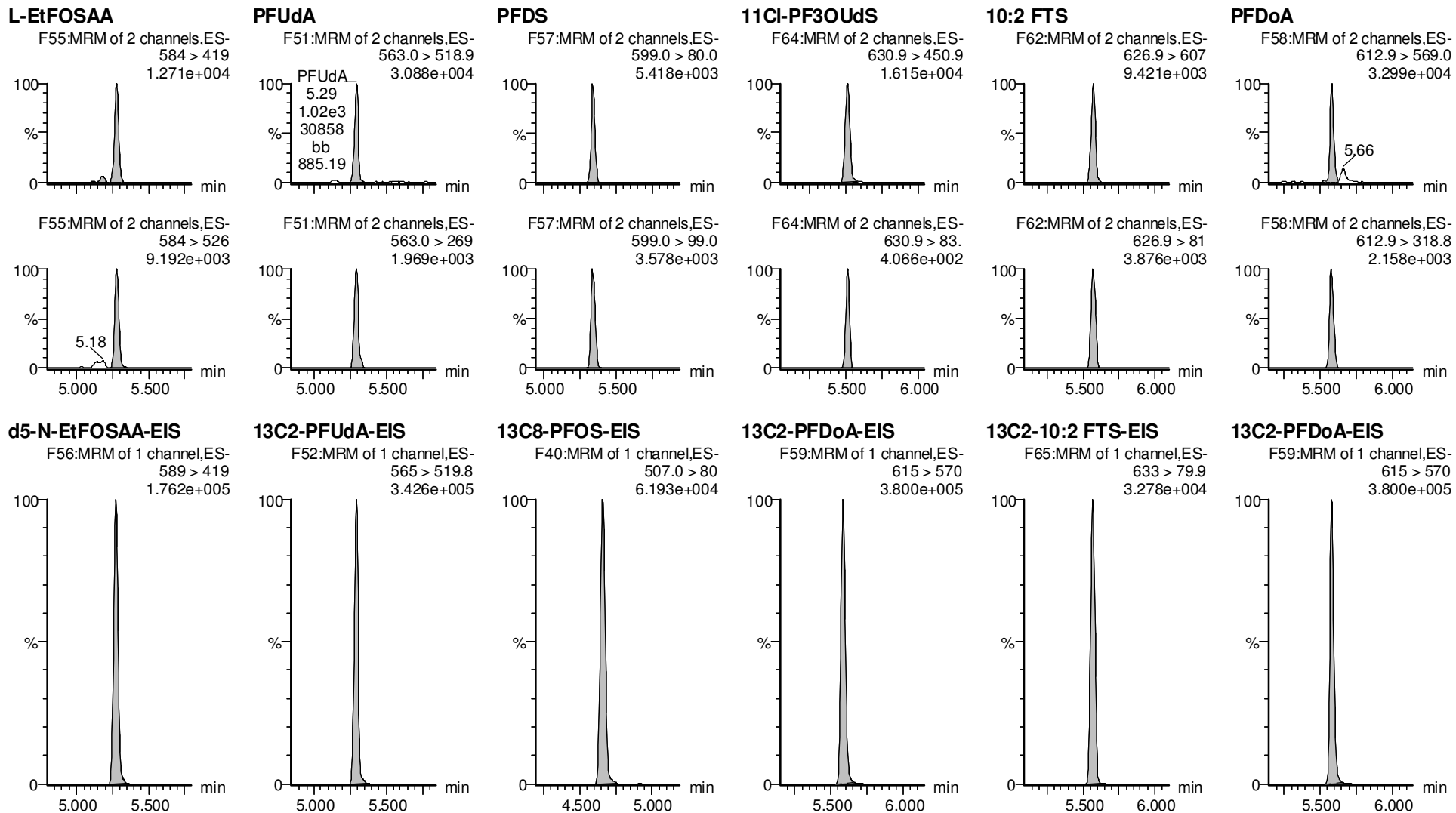
Dataset: F:\Projects\PFAS.PRO\Results\210515M2\210515M2-CRV.qld

Last Altered: Monday, May 17, 2021 09:01:46 Pacific Daylight Time

Printed: Monday, May 17, 2021 09:01:55 Pacific Daylight Time

VY 5/17/2021

Name: 210515M2_10, Date: 15-May-2021, Time: 15:27:52, ID: ST210515M2-3 PFC CS0 21D2803, Description: PFC CS0 21D2803



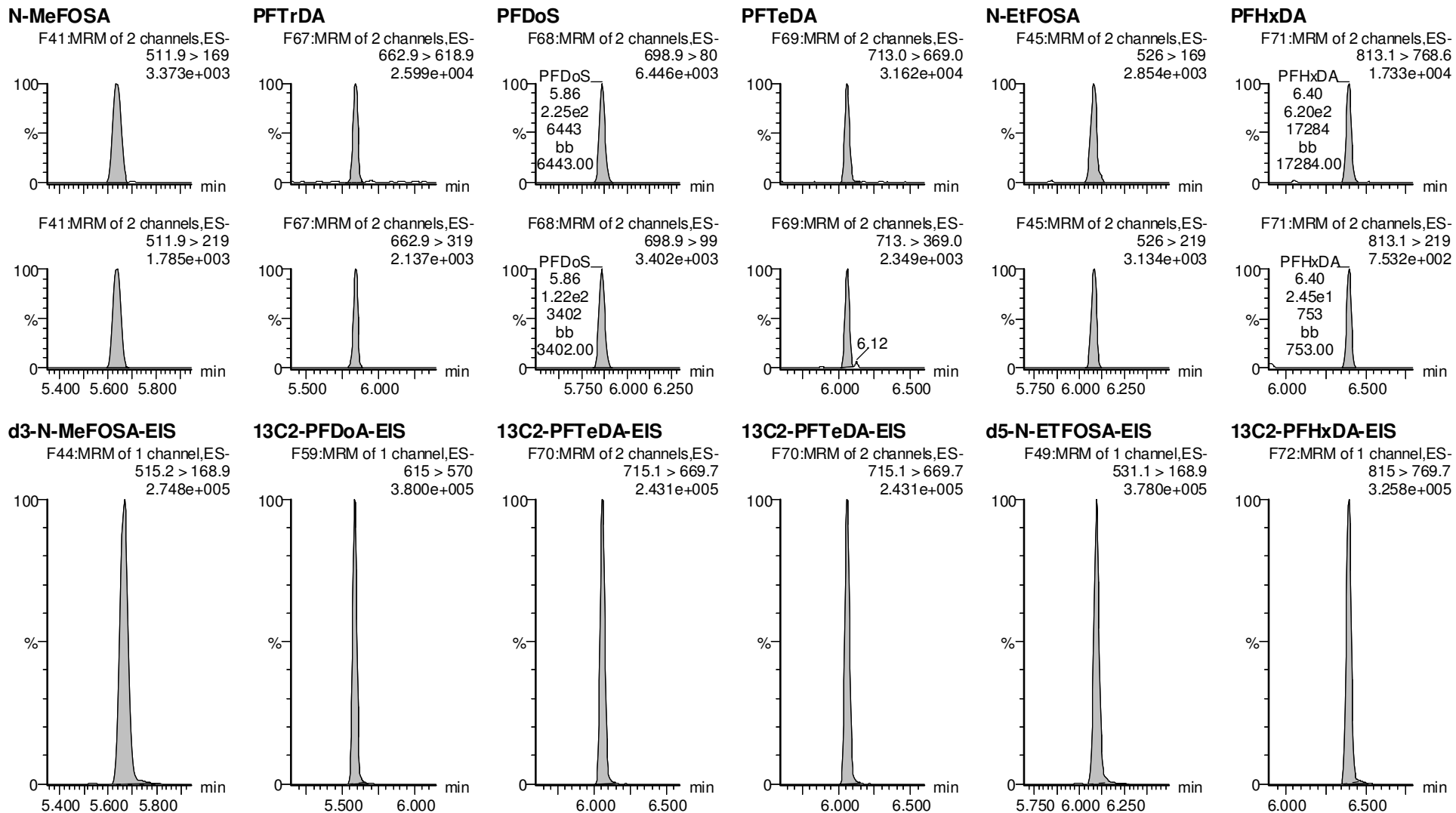
Dataset: F:\Projects\PFAS.PRO\Results\210515M2\210515M2-CRV.qld

Last Altered: Monday, May 17, 2021 09:01:46 Pacific Daylight Time

Printed: Monday, May 17, 2021 09:01:55 Pacific Daylight Time

VY 5/17/2021

Name: 210515M2_10, Date: 15-May-2021, Time: 15:27:52, ID: ST210515M2-3 PFC CS0 21D2803, Description: PFC CS0 21D2803



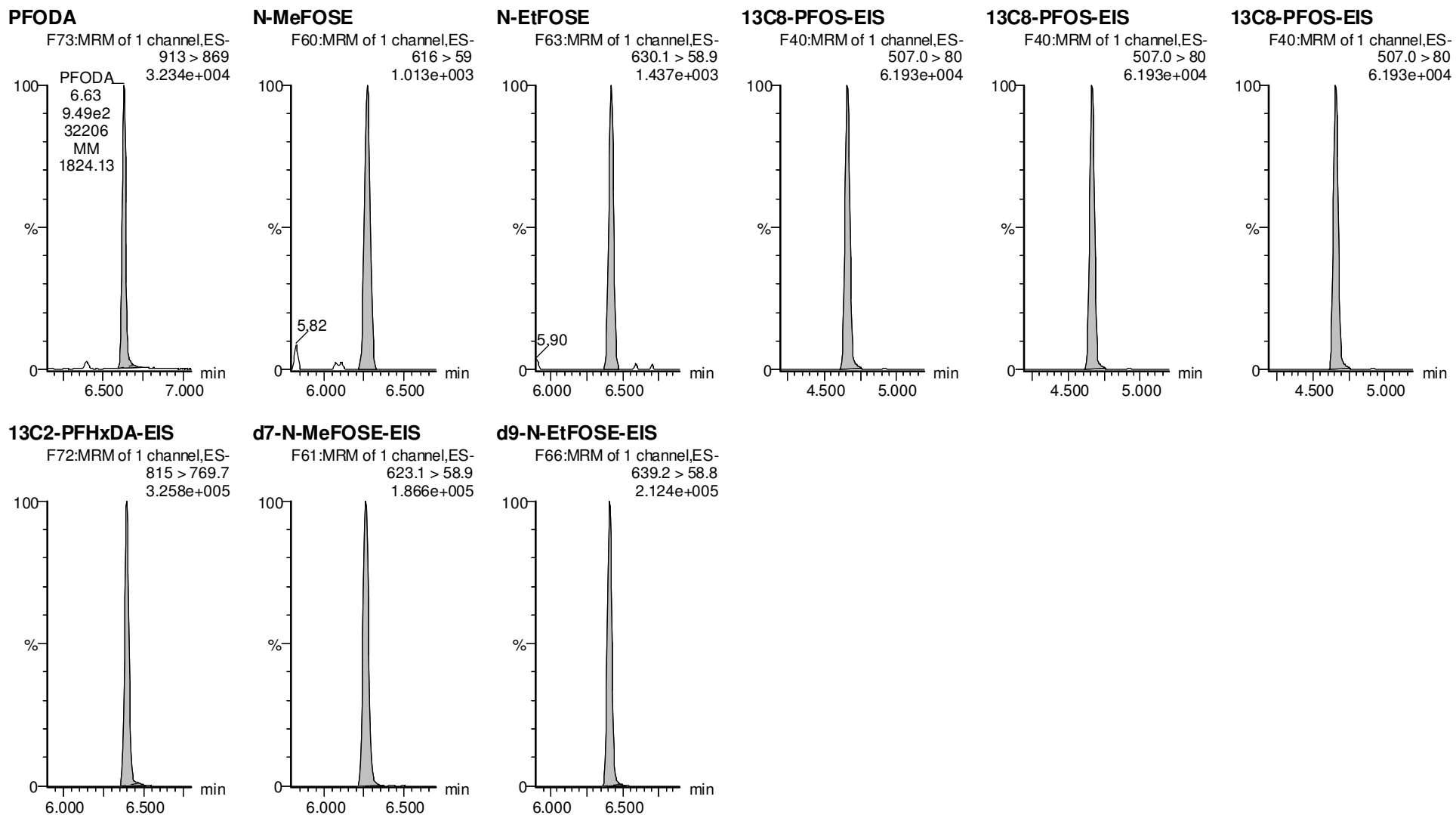
Dataset: F:\Projects\PFAS.PRO\Results\210515M2\210515M2-CRV.qld

Last Altered: Monday, May 17, 2021 09:01:46 Pacific Daylight Time

Printed: Monday, May 17, 2021 09:01:55 Pacific Daylight Time

VY 5/17/2021

Name: 210515M2_10, Date: 15-May-2021, Time: 15:27:52, ID: ST210515M2-3 PFC CS0 21D2803, Description: PFC CS0 21D2803



Dataset: F:\Projects\PFAS.PRO\Results\210515M2\210515M2-CRV.qld

Last Altered: Monday, May 17, 2021 09:01:46 Pacific Daylight Time

Printed: Monday, May 17, 2021 09:01:55 Pacific Daylight Time

VY 5/17/2021

Name: 210515M2_11, Date: 15-May-2021, Time: 15:38:17, ID: ST210515M2-4 PFC CS1 21D2804, Description: PFC CS1 21D2804

PFBA

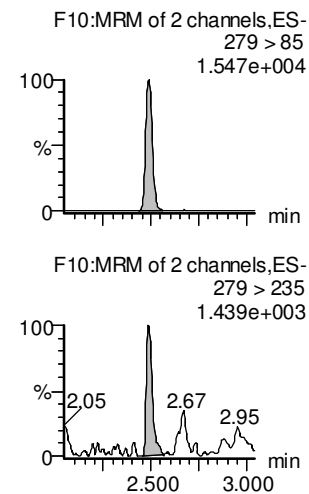
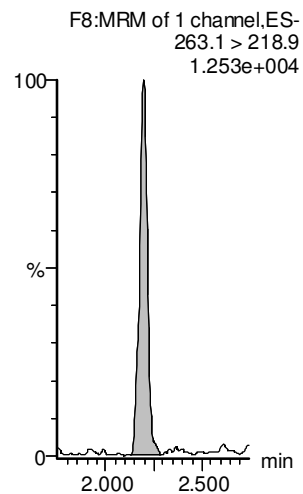
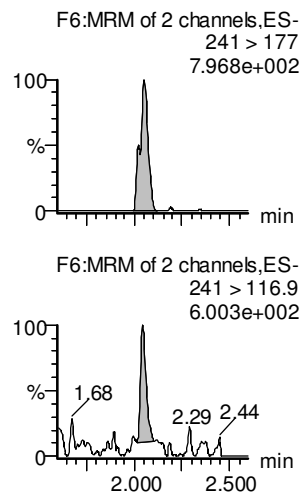
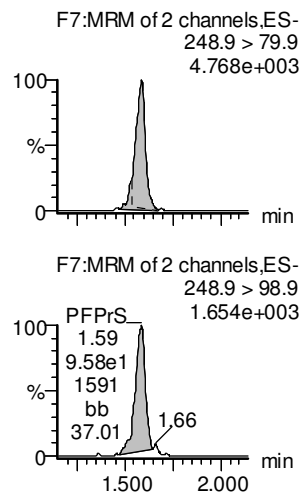
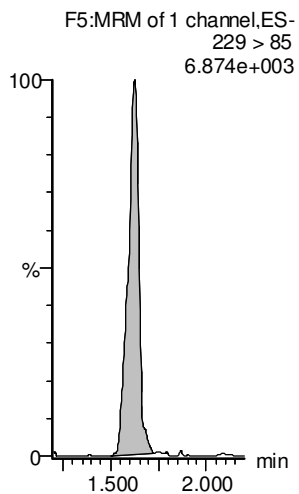
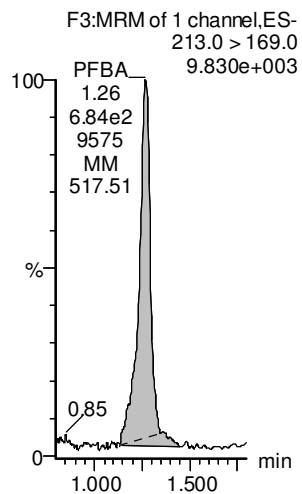
PFMPA

PFPrS

3:3 FTCA

PFPeA

PFMBA



13C3-PFBA-EIS

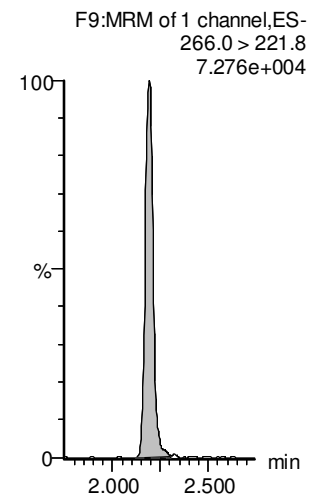
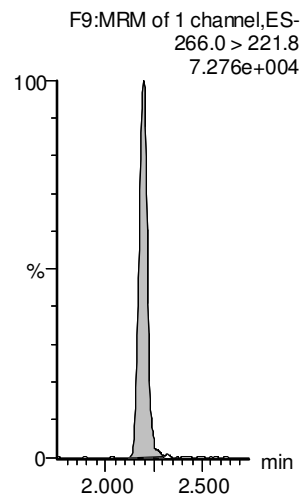
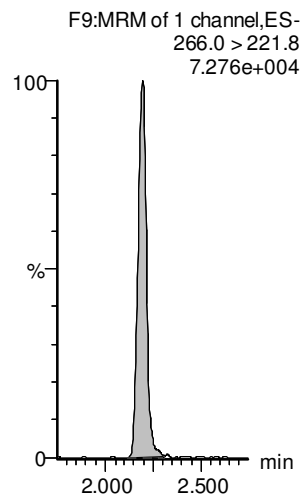
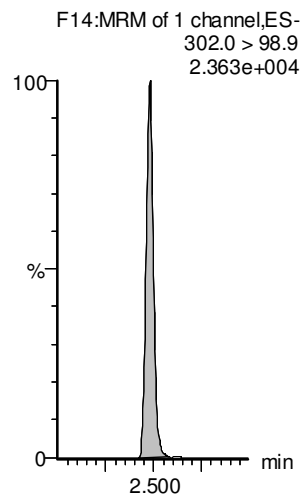
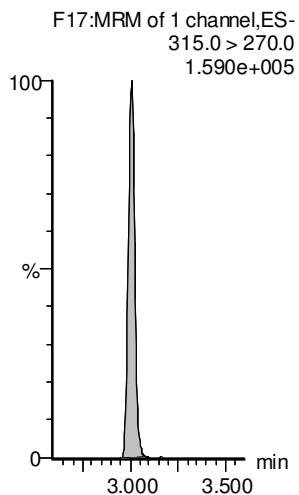
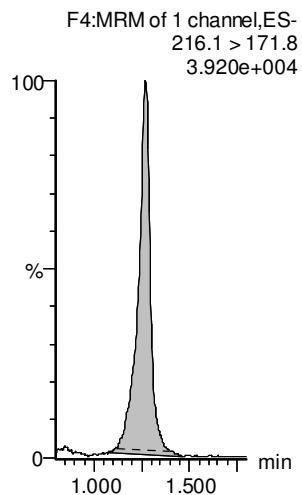
13C2-PFHxA-EIS

13C3-PFBS-EIS

13C3-PFPeA-EIS

13C3-PFPeA-EIS

13C3-PFPeA-EIS



Dataset: F:\Projects\PFAS.PRO\Results\210515M2\210515M2-CRV.qld

Last Altered: Monday, May 17, 2021 09:01:46 Pacific Daylight Time

Printed: Monday, May 17, 2021 09:01:55 Pacific Daylight Time

VY 5/17/2021

Name: 210515M2_11, Date: 15-May-2021, Time: 15:38:17, ID: ST210515M2-4 PFC CS1 21D2804, Description: PFC CS1 21D2804

PFBS

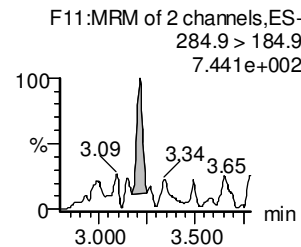
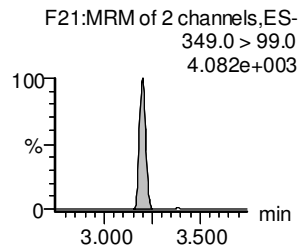
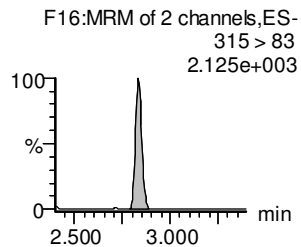
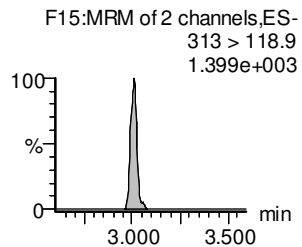
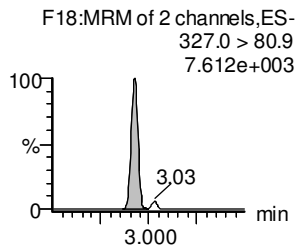
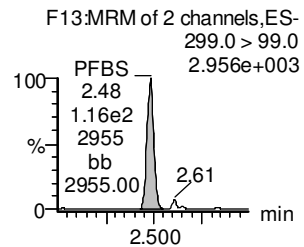
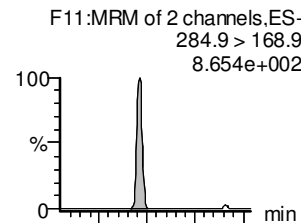
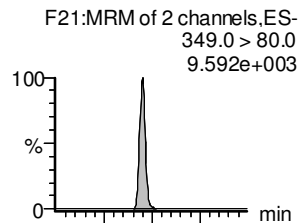
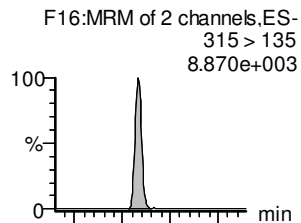
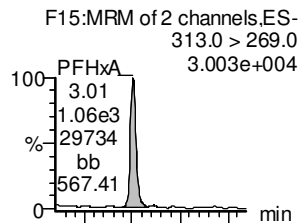
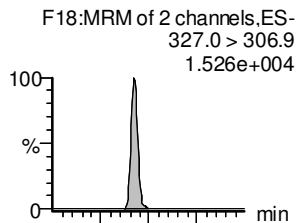
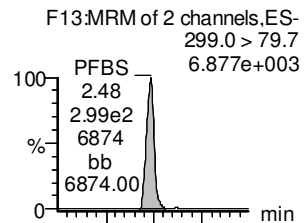
4:2 FTS

PFHxA

PFEESA

PFPeS

HFPO-DA



13C3-PFBS-EIS

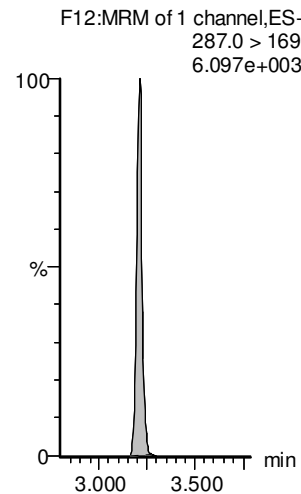
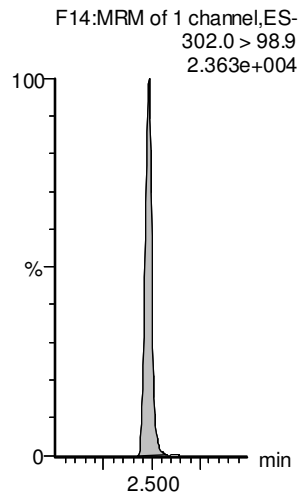
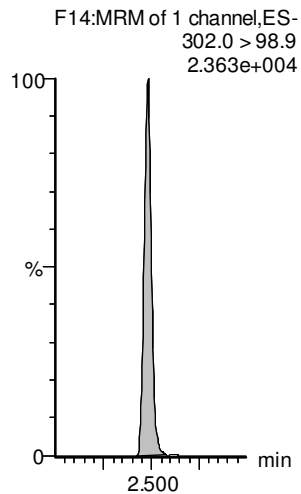
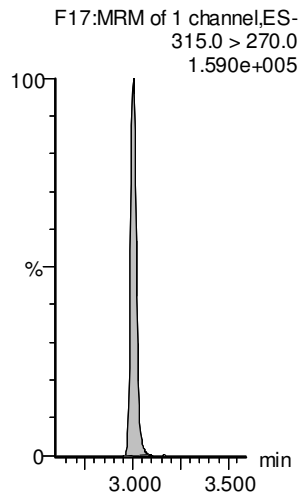
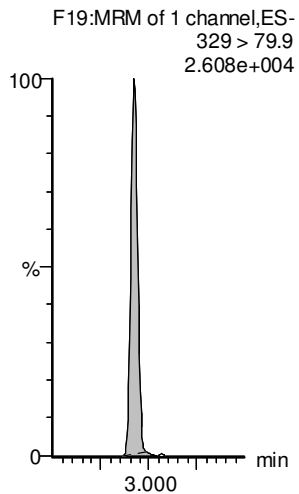
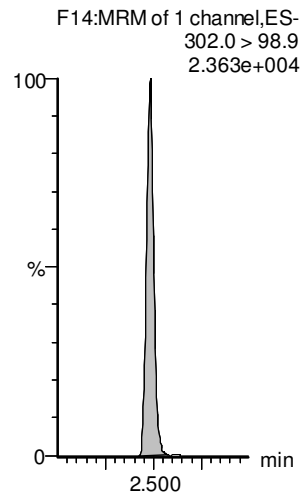
13C2-4:2 FTS-EIS

13C2-PFHxA-EIS

13C3-PFBS-EIS

13C3-PFBS-EIS

13C3-HFPO-DA-EIS



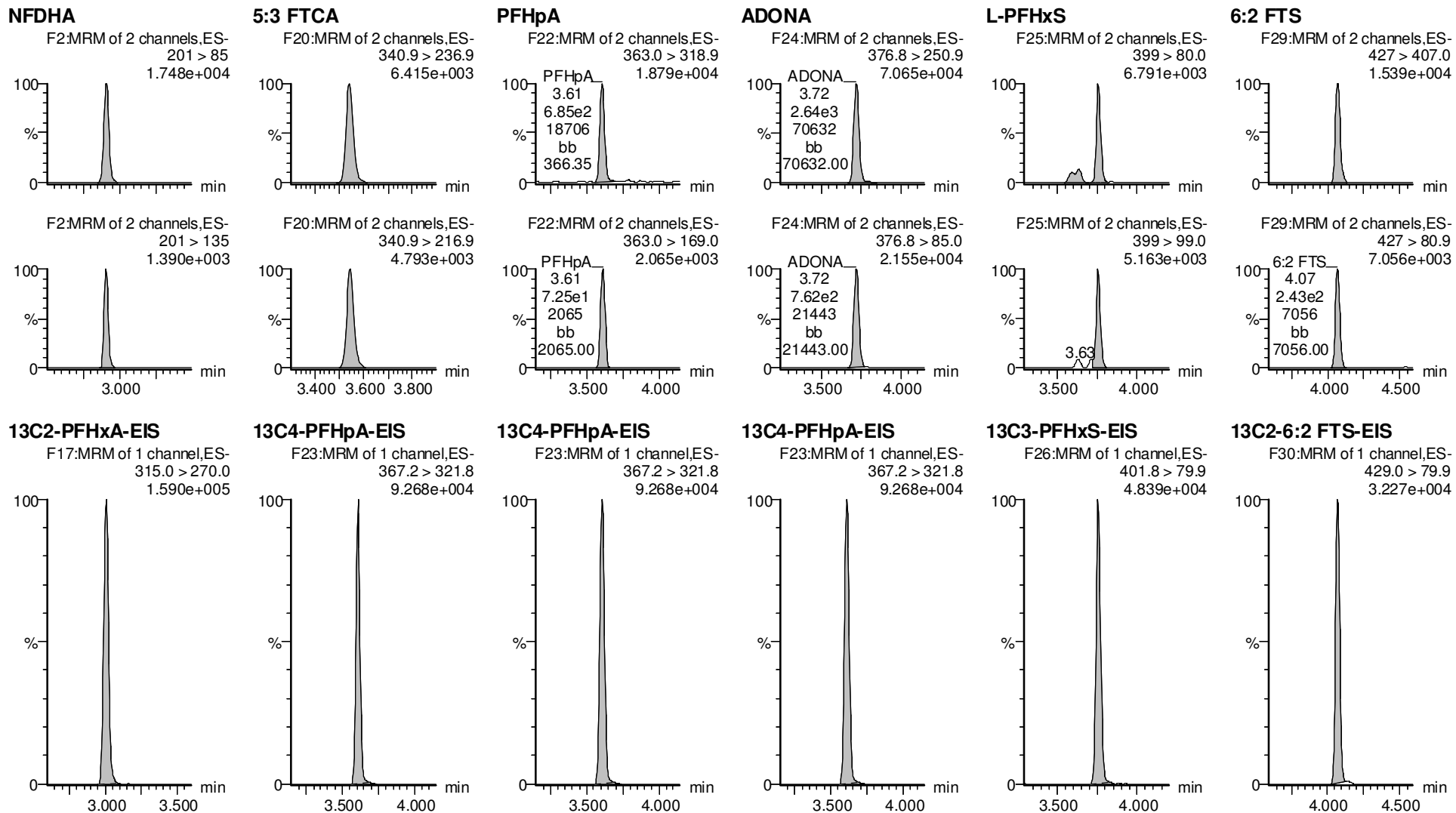
Dataset: F:\Projects\PFAS.PRO\Results\210515M2\210515M2-CRV.qld

Last Altered: Monday, May 17, 2021 09:01:46 Pacific Daylight Time

Printed: Monday, May 17, 2021 09:01:55 Pacific Daylight Time

VY 5/17/2021

Name: 210515M2_11, Date: 15-May-2021, Time: 15:38:17, ID: ST210515M2-4 PFC CS1 21D2804, Description: PFC CS1 21D2804



Dataset: F:\Projects\PFAS.PRO\Results\210515M2\210515M2-CRV.qld

Last Altered: Monday, May 17, 2021 09:01:46 Pacific Daylight Time

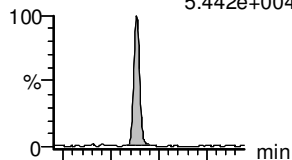
Printed: Monday, May 17, 2021 09:01:55 Pacific Daylight Time

VY 5/17/2021

Name: 210515M2_11, Date: 15-May-2021, Time: 15:38:17, ID: ST210515M2-4 PFC CS1 21D2804, Description: PFC CS1 21D2804

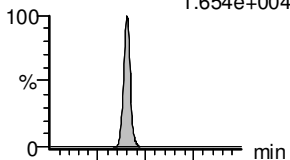
L-PFOA

F27:MRM of 2 channels,ES-
412.8 > 368.9
5.442e+004



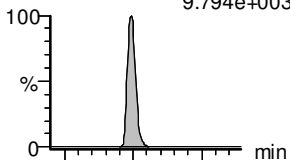
PFECheS

F33:MRM of 2 channels,ES-
460.8 > 381.0
1.654e+004



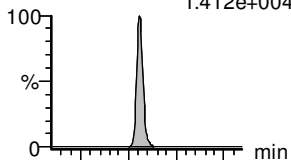
PFHpS

F32:MRM of 2 channels,ES-
448.9 > 80.0
9.794e+003



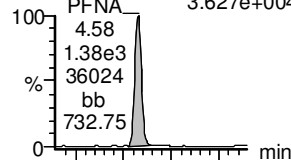
7:3 FTCA

F31:MRM of 2 channels,ES-
441.0 > 337.0
1.412e+004



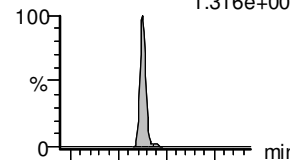
PFNA

F34:MRM of 2 channels,ES-
463.0 > 418.8
3.627e+004

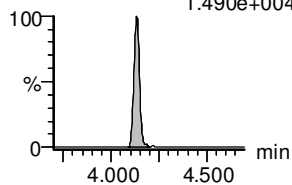


PFOSA

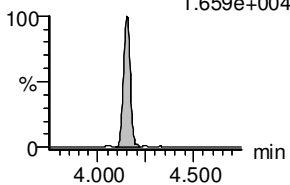
F36:MRM of 2 channels,ES-
498.0 > 78.0
1.316e+004



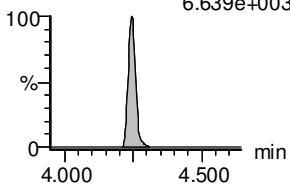
F27:MRM of 2 channels,ES-
412.8 > 169
1.490e+004



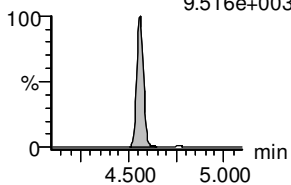
F33:MRM of 2 channels,ES-
460.8 > 98.9
1.659e+004



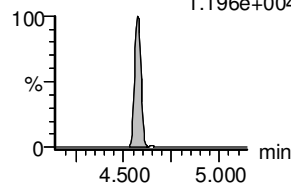
F32:MRM of 2 channels,ES-
448.9 > 99.0
6.639e+003



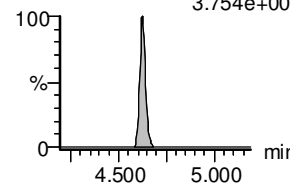
F31:MRM of 2 channels,ES-
441.0 > 317.0
9.516e+003



F34:MRM of 2 channels,ES-
463.0 > 219.0
1.196e+004

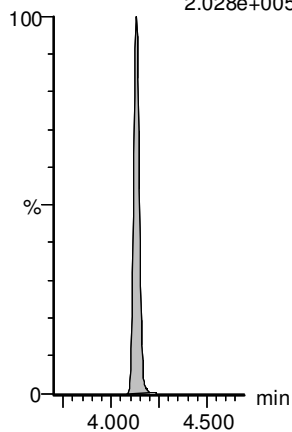


F36:MRM of 2 channels,ES-
498.0 > 169.0
3.754e+002



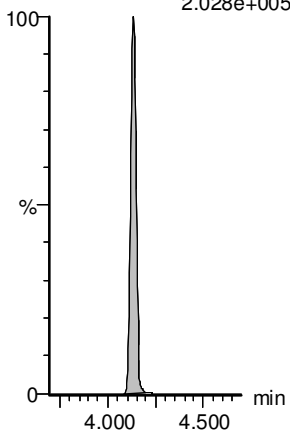
13C2-PFOA-EIS

F28:MRM of 1 channel,ES-
414.9 > 369.7
2.028e+005



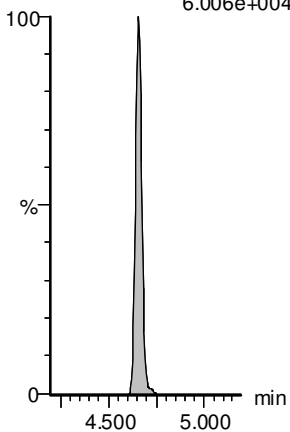
13C2-PFOA-EIS

F28:MRM of 1 channel,ES-
414.9 > 369.7
2.028e+005



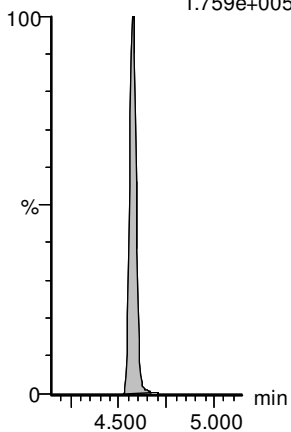
13C8-PFOS-EIS

F40:MRM of 1 channel,ES-
507.0 > 80
6.006e+004



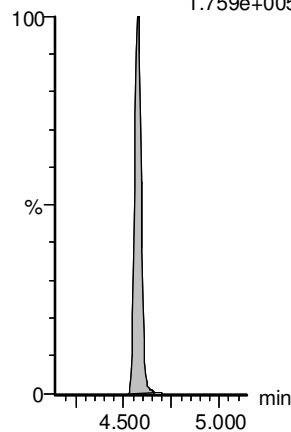
13C5-PFNA-EIS

F35:MRM of 1 channel,ES-
468.2 > 422.9
1.759e+005



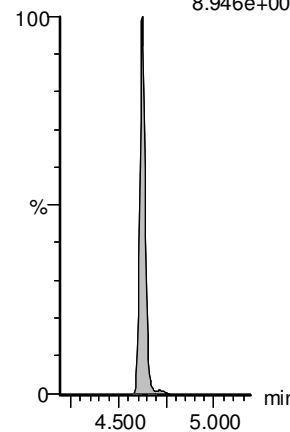
13C5-PFNA-EIS

F35:MRM of 1 channel,ES-
468.2 > 422.9
1.759e+005



13C8-PFOA-EIS

F39:MRM of 1 channel,ES-
506. > 78
8.946e+004



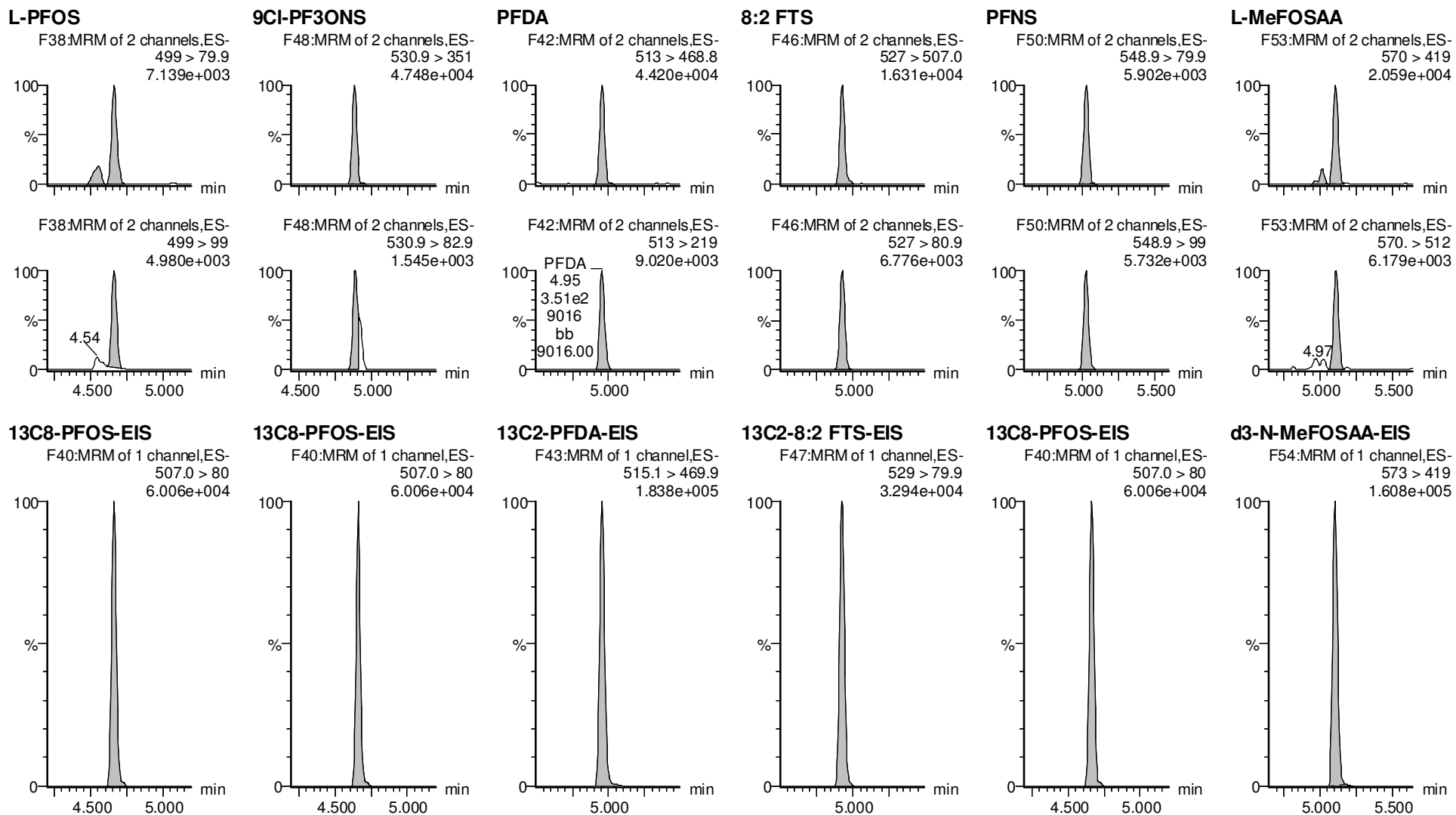
Dataset: F:\Projects\PFAS.PRO\Results\210515M2\210515M2-CRV.qld

Last Altered: Monday, May 17, 2021 09:01:46 Pacific Daylight Time

Printed: Monday, May 17, 2021 09:01:55 Pacific Daylight Time

VY 5/17/2021

Name: 210515M2_11, Date: 15-May-2021, Time: 15:38:17, ID: ST210515M2-4 PFC CS1 21D2804, Description: PFC CS1 21D2804



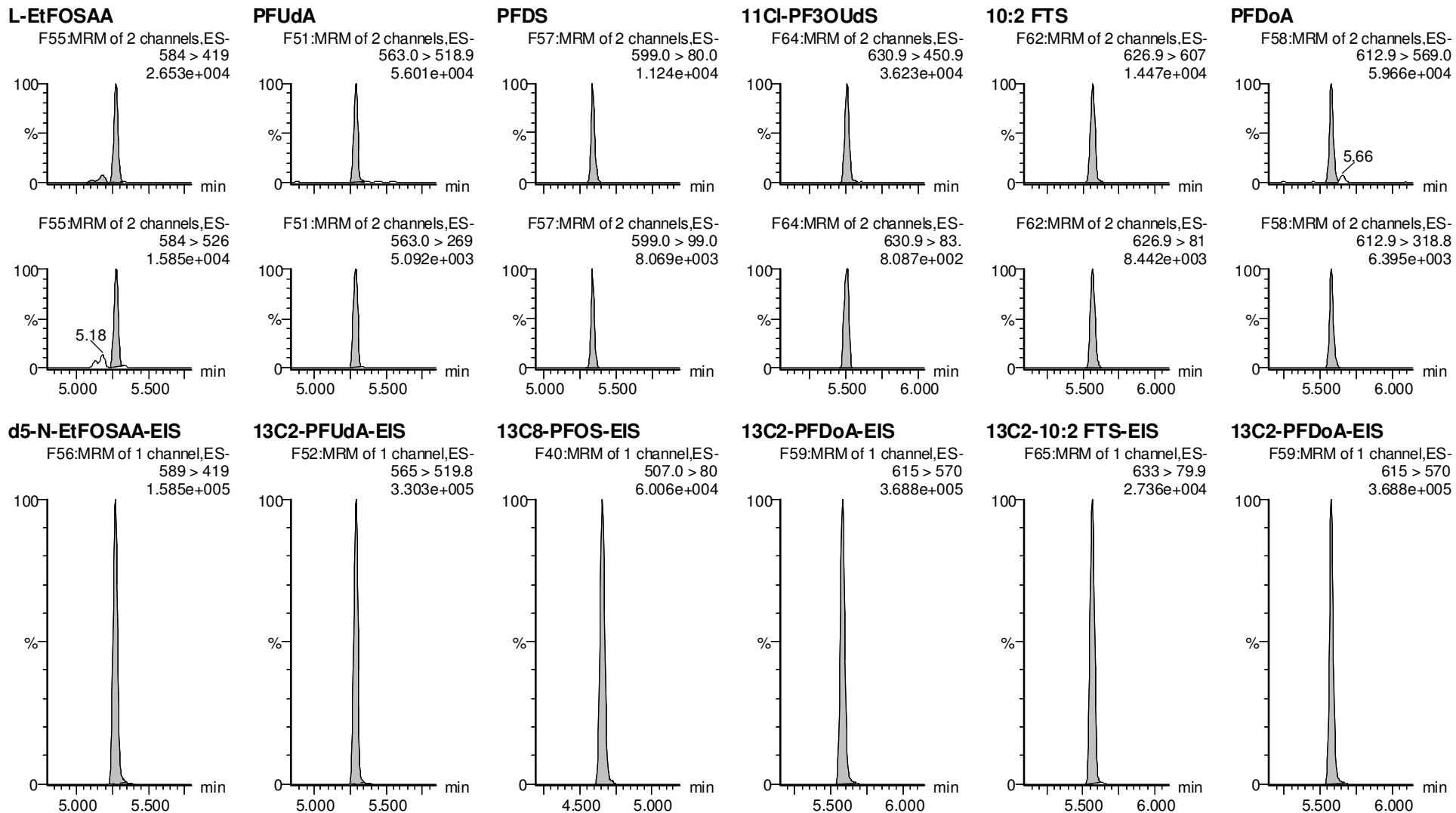
Dataset: F:\Projects\PFAS.PRO\Results\210515M2\210515M2-CRV.qld

Last Altered: Monday, May 17, 2021 09:01:46 Pacific Daylight Time

Printed: Monday, May 17, 2021 09:01:55 Pacific Daylight Time

VY 5/17/2021

Name: 210515M2_11, Date: 15-May-2021, Time: 15:38:17, ID: ST210515M2-4 PFC CS1 21D2804, Description: PFC CS1 21D2804



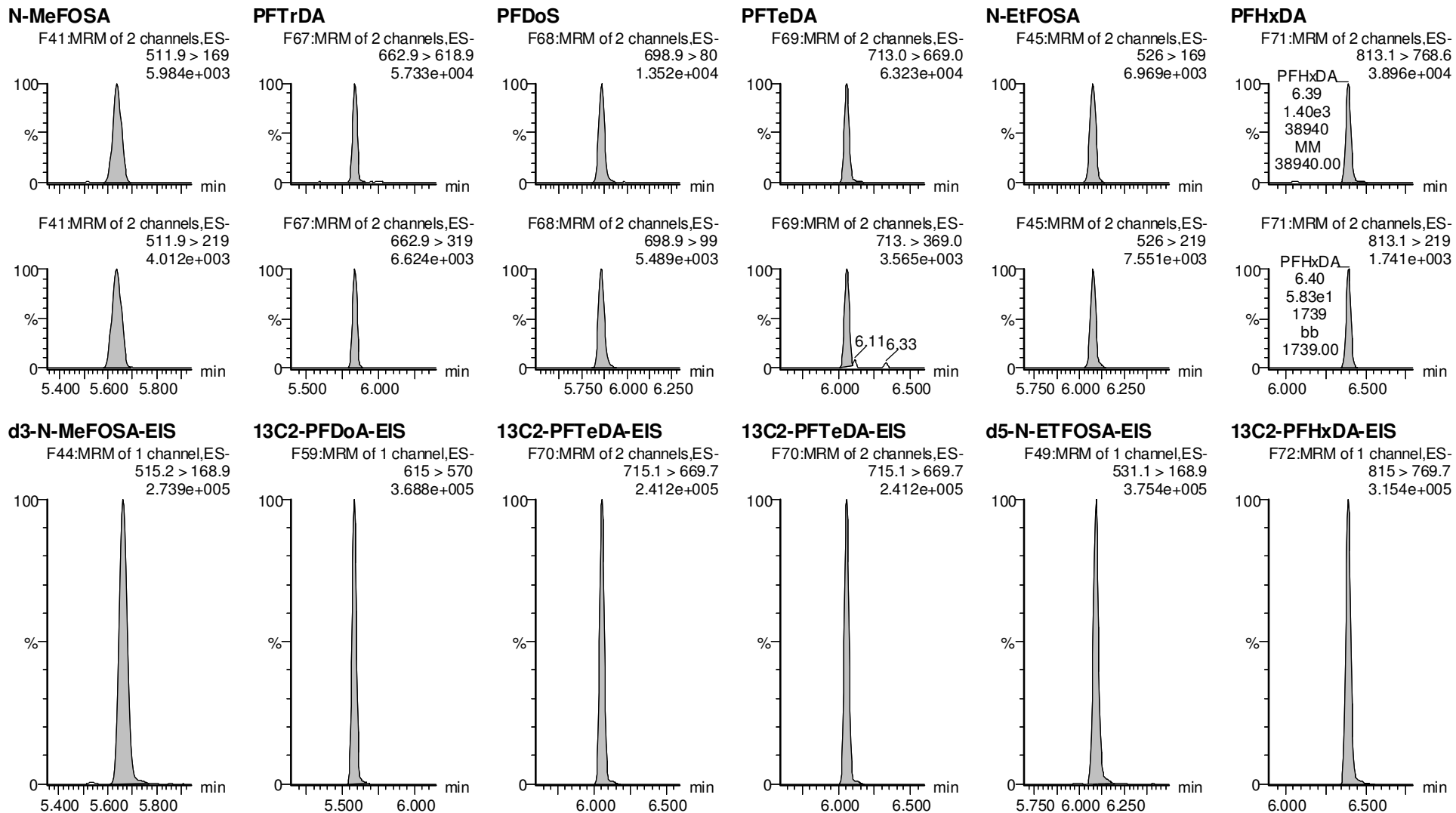
Dataset: F:\Projects\PFAS.PRO\Results\210515M2\210515M2-CRV.qld

Last Altered: Monday, May 17, 2021 09:01:46 Pacific Daylight Time

Printed: Monday, May 17, 2021 09:01:55 Pacific Daylight Time

VY 5/17/2021

Name: 210515M2_11, Date: 15-May-2021, Time: 15:38:17, ID: ST210515M2-4 PFC CS1 21D2804, Description: PFC CS1 21D2804



Vista Analytical Laboratory

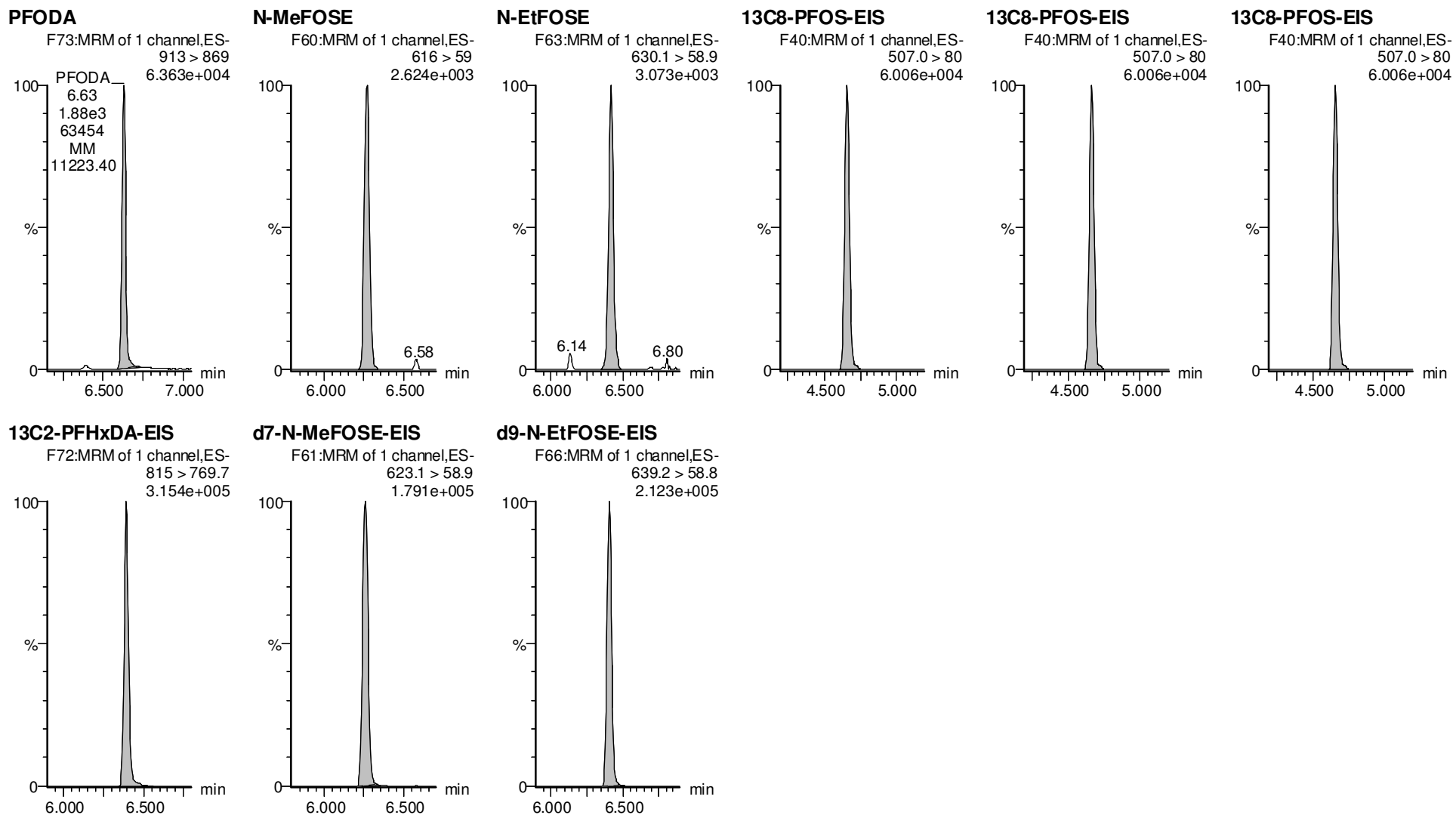
Dataset: F:\Projects\PFAS.PRO\Results\210515M2\210515M2-CRV.qld

Last Altered: Monday, May 17, 2021 09:01:46 Pacific Daylight Time

Printed: Monday, May 17, 2021 09:01:55 Pacific Daylight Time

VY 5/17/2021

Name: 210515M2_11, Date: 15-May-2021, Time: 15:38:17, ID: ST210515M2-4 PFC CS1 21D2804, Description: PFC CS1 21D2804



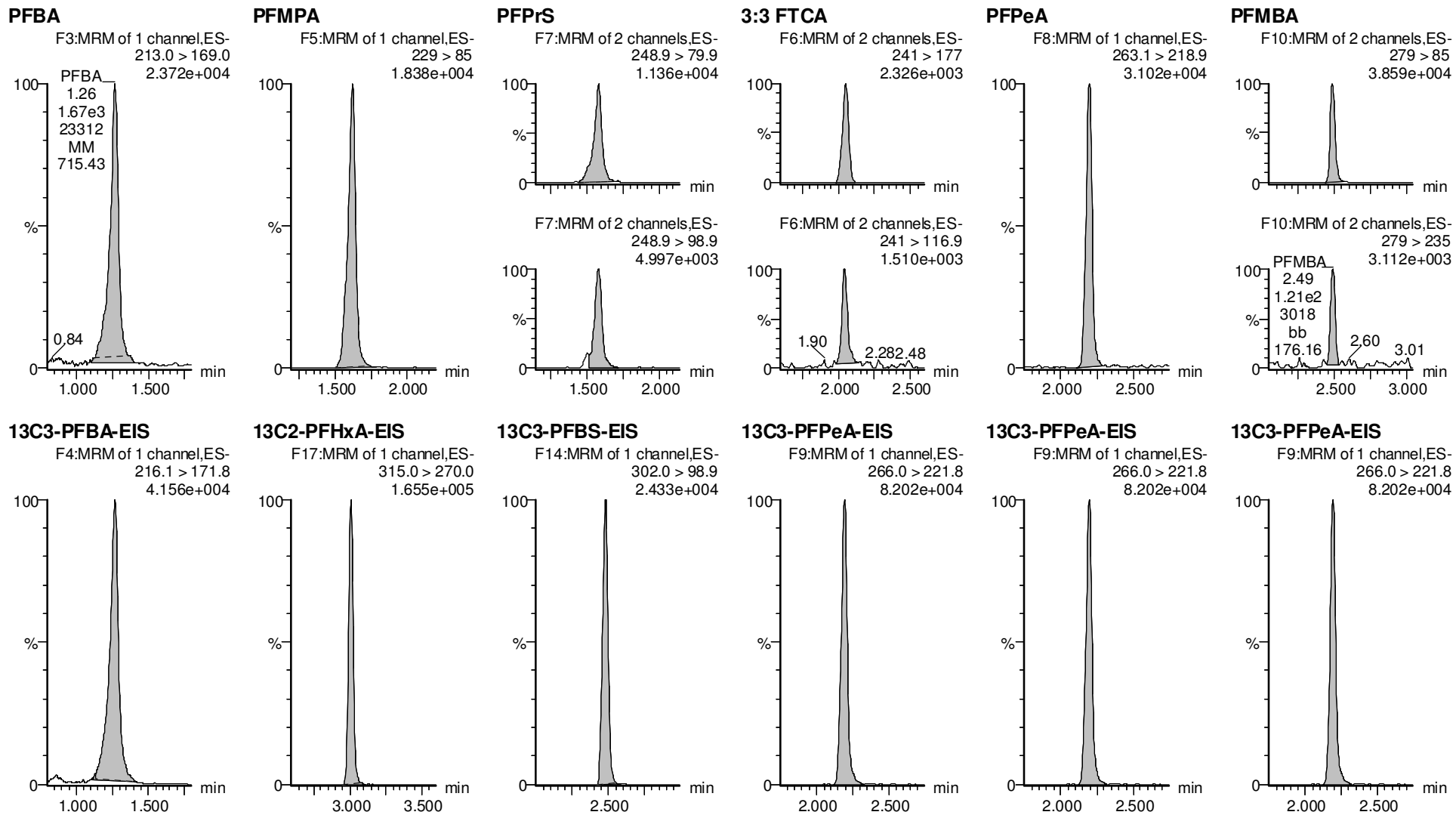
Dataset: F:\Projects\PFAS.PRO\Results\210515M2\210515M2-CRV.qld

Last Altered: Monday, May 17, 2021 09:01:46 Pacific Daylight Time

Printed: Monday, May 17, 2021 09:01:55 Pacific Daylight Time

VY 5/17/2021

Name: 210515M2_12, Date: 15-May-2021, Time: 15:48:39, ID: ST210515M2-5 PFC CS2 21D2805, Description: PFC CS2 21D2805



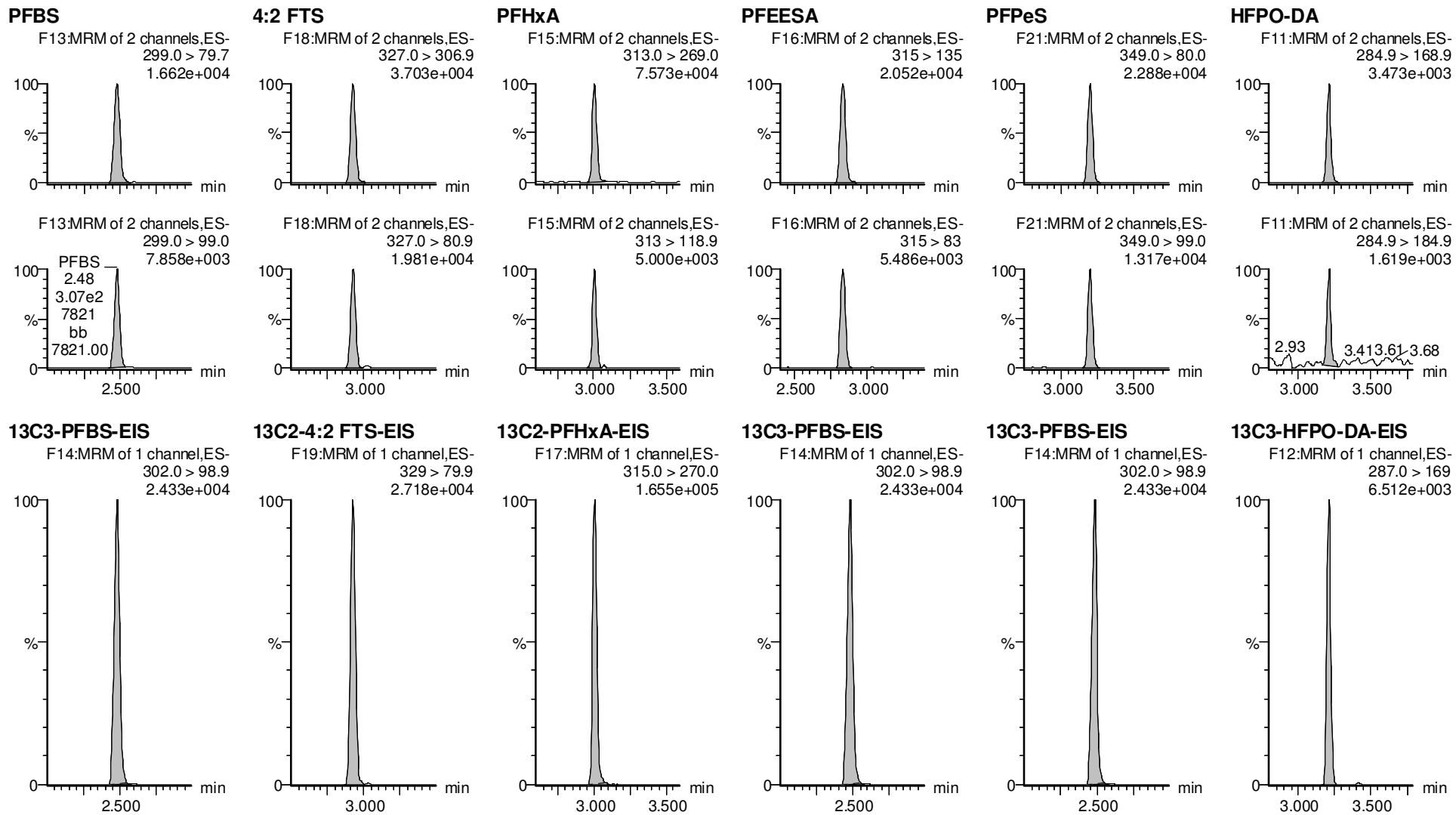
Dataset: F:\Projects\PFAS.PRO\Results\210515M2\210515M2-CRV.qld

Last Altered: Monday, May 17, 2021 09:01:46 Pacific Daylight Time

Printed: Monday, May 17, 2021 09:01:55 Pacific Daylight Time

VY 5/17/2021

Name: 210515M2_12, Date: 15-May-2021, Time: 15:48:39, ID: ST210515M2-5 PFC CS2 21D2805, Description: PFC CS2 21D2805



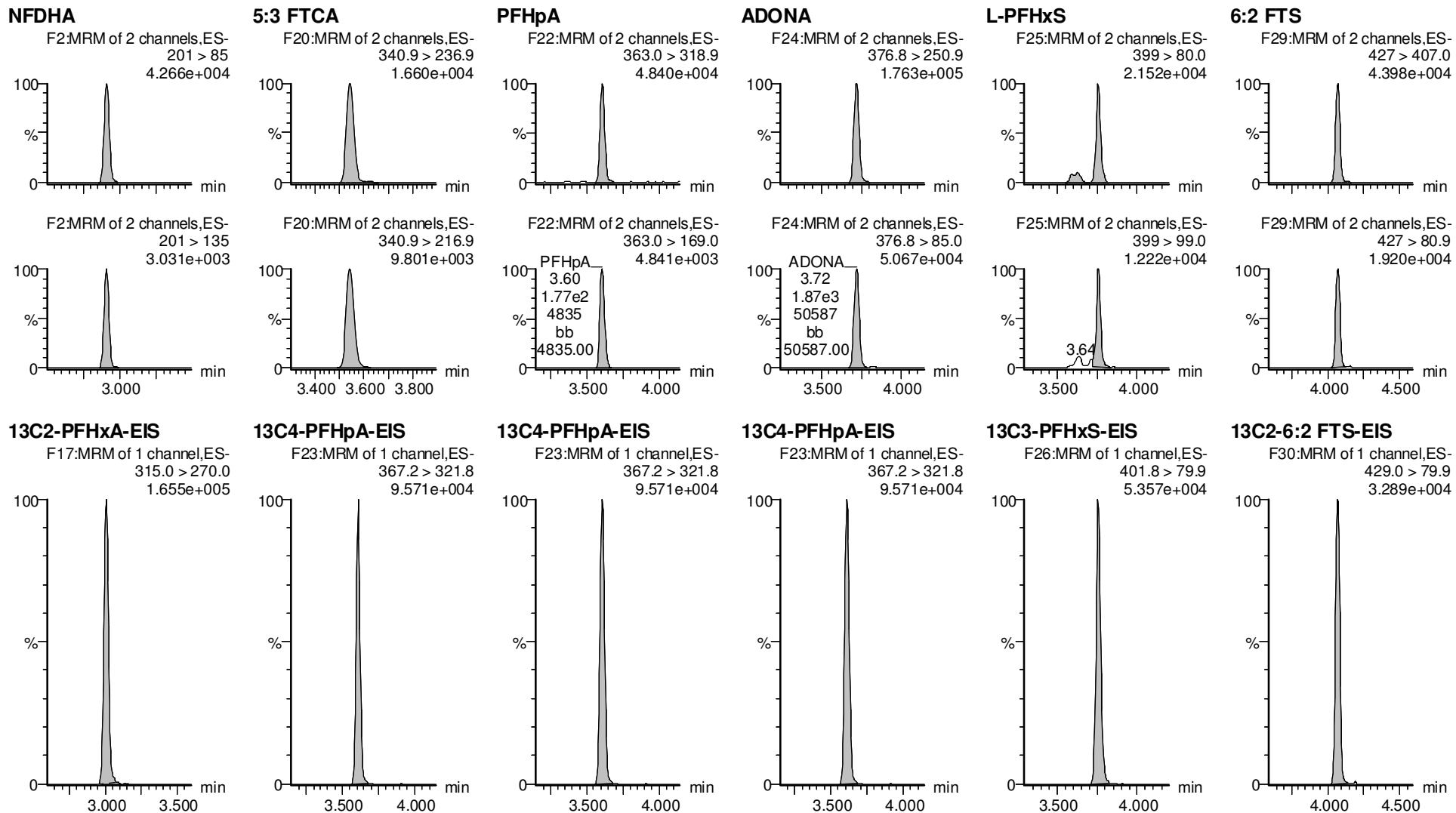
Dataset: F:\Projects\PFAS.PRO\Results\210515M2\210515M2-CRV.qld

Last Altered: Monday, May 17, 2021 09:01:46 Pacific Daylight Time

Printed: Monday, May 17, 2021 09:01:55 Pacific Daylight Time

VY 5/17/2021

Name: 210515M2_12, Date: 15-May-2021, Time: 15:48:39, ID: ST210515M2-5 PFC CS2 21D2805, Description: PFC CS2 21D2805



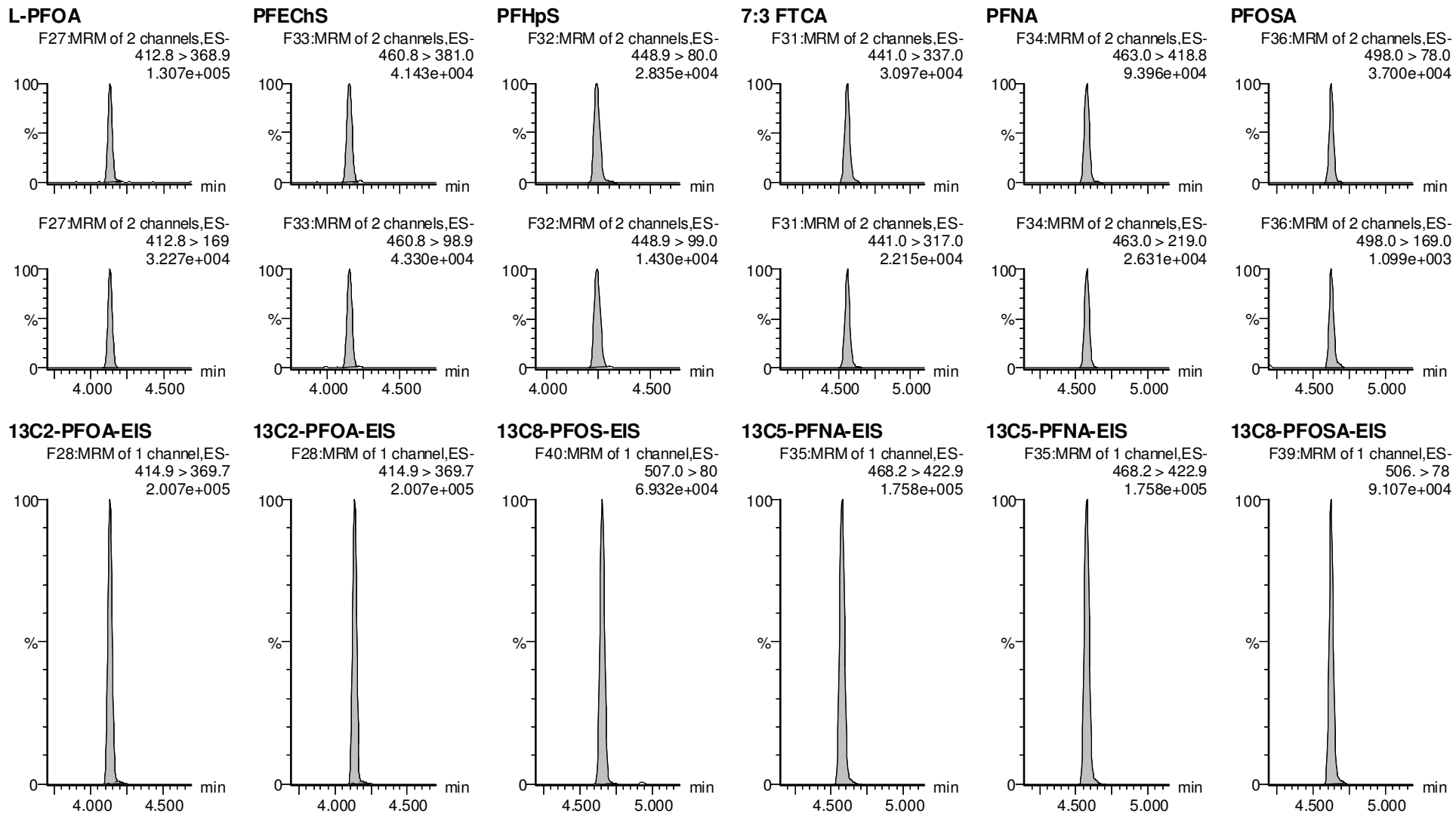
Dataset: F:\Projects\PFAS.PRO\Results\210515M2\210515M2-CRV.qld

Last Altered: Monday, May 17, 2021 09:01:46 Pacific Daylight Time

Printed: Monday, May 17, 2021 09:01:55 Pacific Daylight Time

VY 5/17/2021

Name: 210515M2_12, Date: 15-May-2021, Time: 15:48:39, ID: ST210515M2-5 PFC CS2 21D2805, Description: PFC CS2 21D2805



Dataset: F:\Projects\PFAS.PRO\Results\210515M2\210515M2-CRV.qld

Last Altered: Monday, May 17, 2021 09:01:46 Pacific Daylight Time

Printed: Monday, May 17, 2021 09:01:55 Pacific Daylight Time

VY 5/17/2021

Name: 210515M2_12, Date: 15-May-2021, Time: 15:48:39, ID: ST210515M2-5 PFC CS2 21D2805, Description: PFC CS2 21D2805

L-PFOS

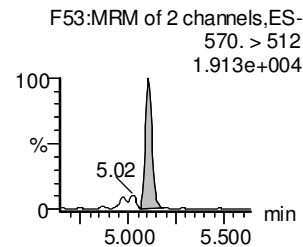
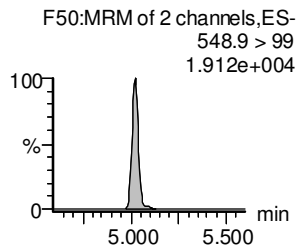
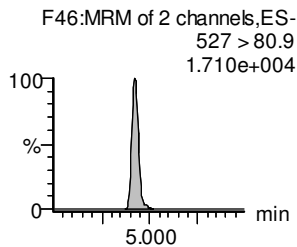
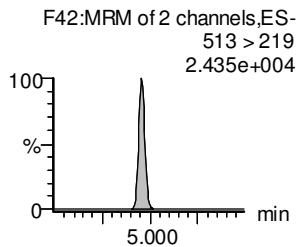
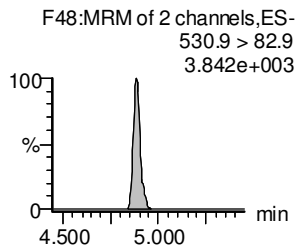
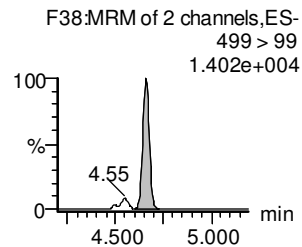
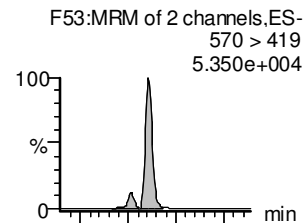
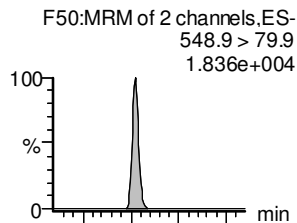
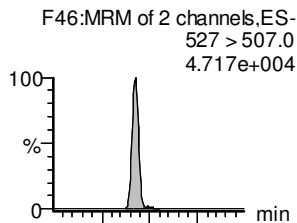
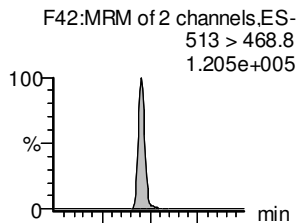
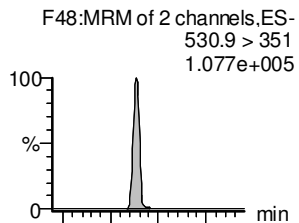
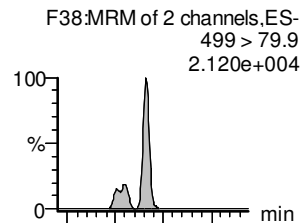
9CI-PF3ONS

PFDA

8:2 FTS

PFNS

L-MeFOSAA



13C8-PFOS-EIS

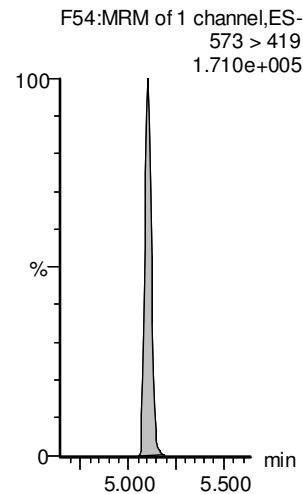
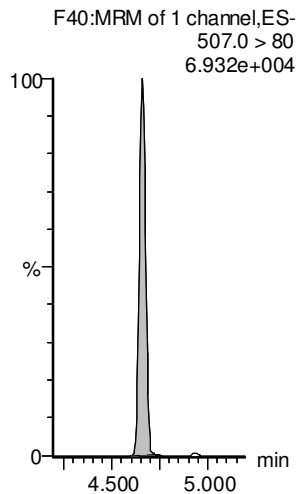
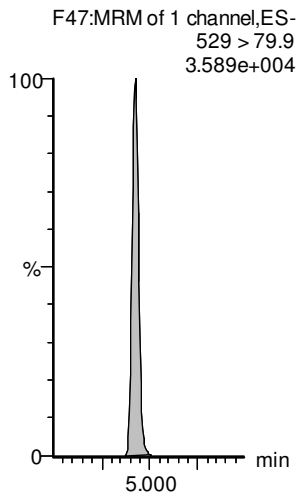
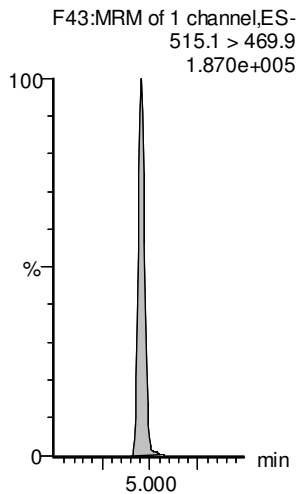
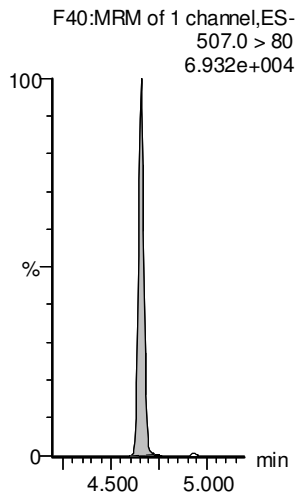
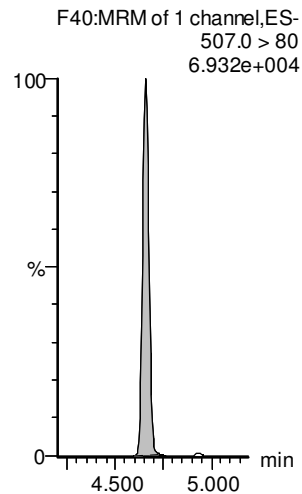
13C8-PFOS-EIS

13C2-PFDA-EIS

13C2-8:2 FTS-EIS

13C8-PFOS-EIS

d3-N-MeFOSAA-EIS



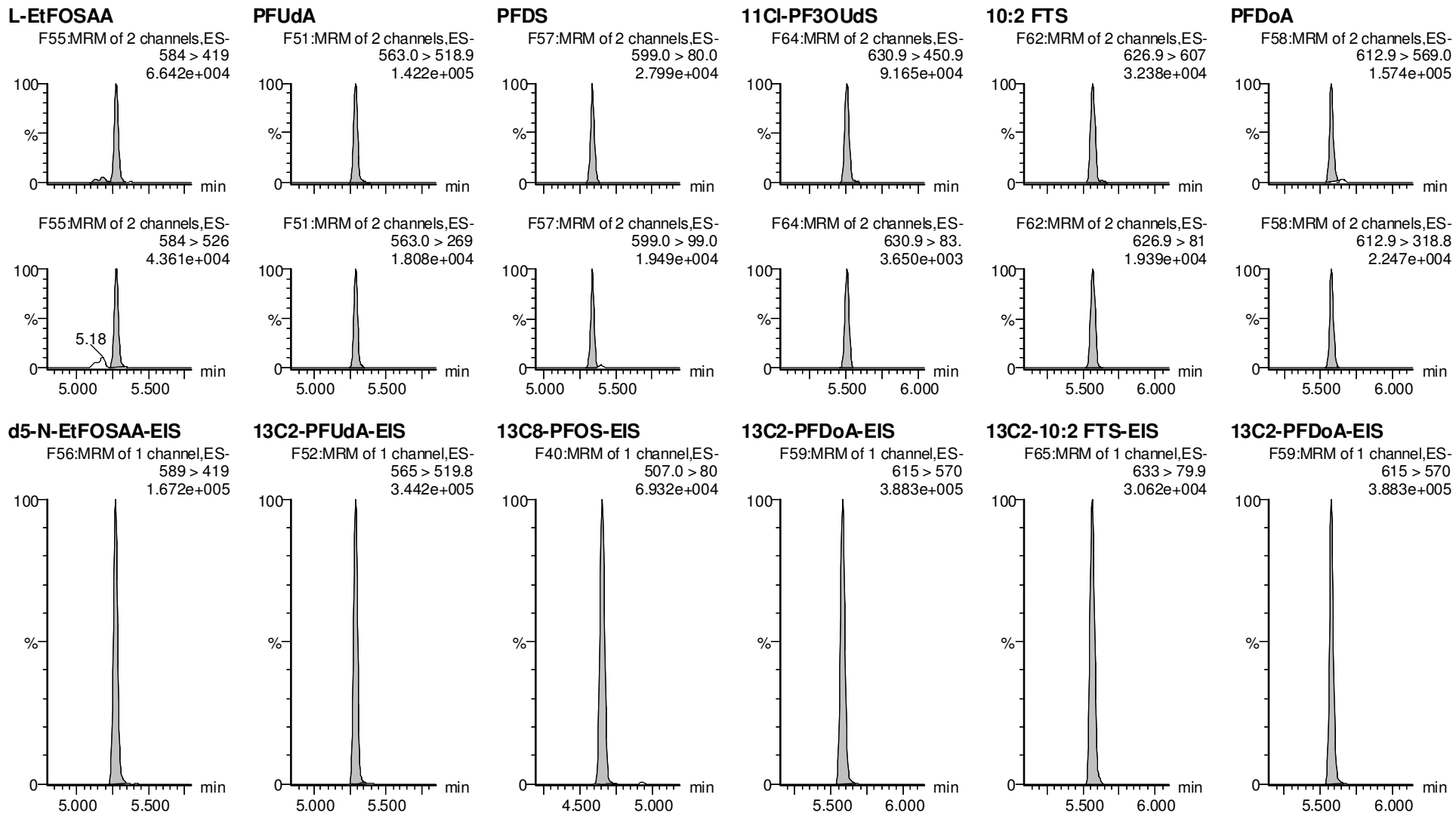
Dataset: F:\Projects\PFAS.PRO\Results\210515M2\210515M2-CRV.qld

Last Altered: Monday, May 17, 2021 09:01:46 Pacific Daylight Time

Printed: Monday, May 17, 2021 09:01:55 Pacific Daylight Time

VY 5/17/2021

Name: 210515M2_12, Date: 15-May-2021, Time: 15:48:39, ID: ST210515M2-5 PFC CS2 21D2805, Description: PFC CS2 21D2805



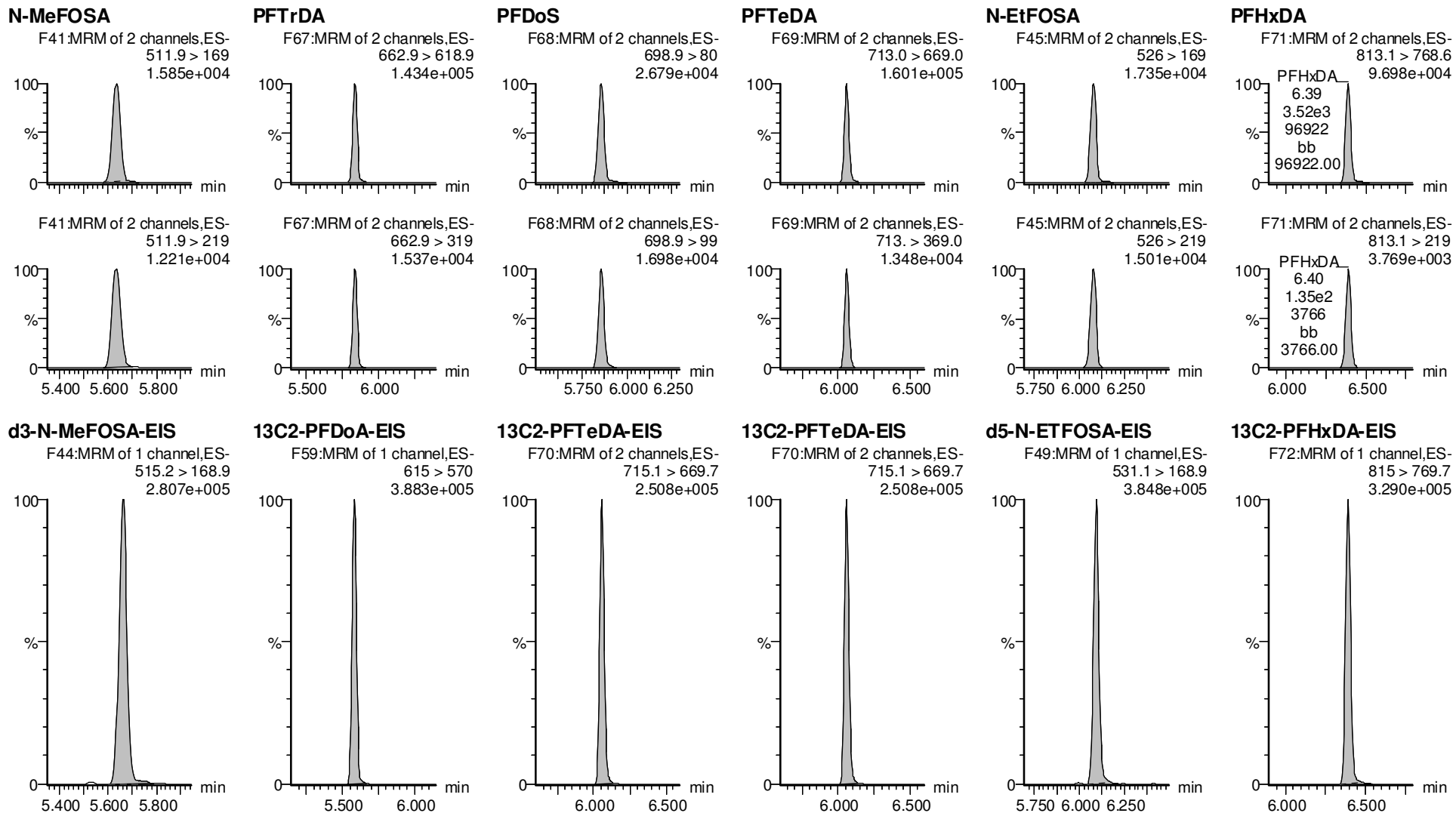
Dataset: F:\Projects\PFAS.PRO\Results\210515M2\210515M2-CRV.qld

Last Altered: Monday, May 17, 2021 09:01:46 Pacific Daylight Time

Printed: Monday, May 17, 2021 09:01:55 Pacific Daylight Time

VY 5/17/2021

Name: 210515M2_12, Date: 15-May-2021, Time: 15:48:39, ID: ST210515M2-5 PFC CS2 21D2805, Description: PFC CS2 21D2805



Vista Analytical Laboratory

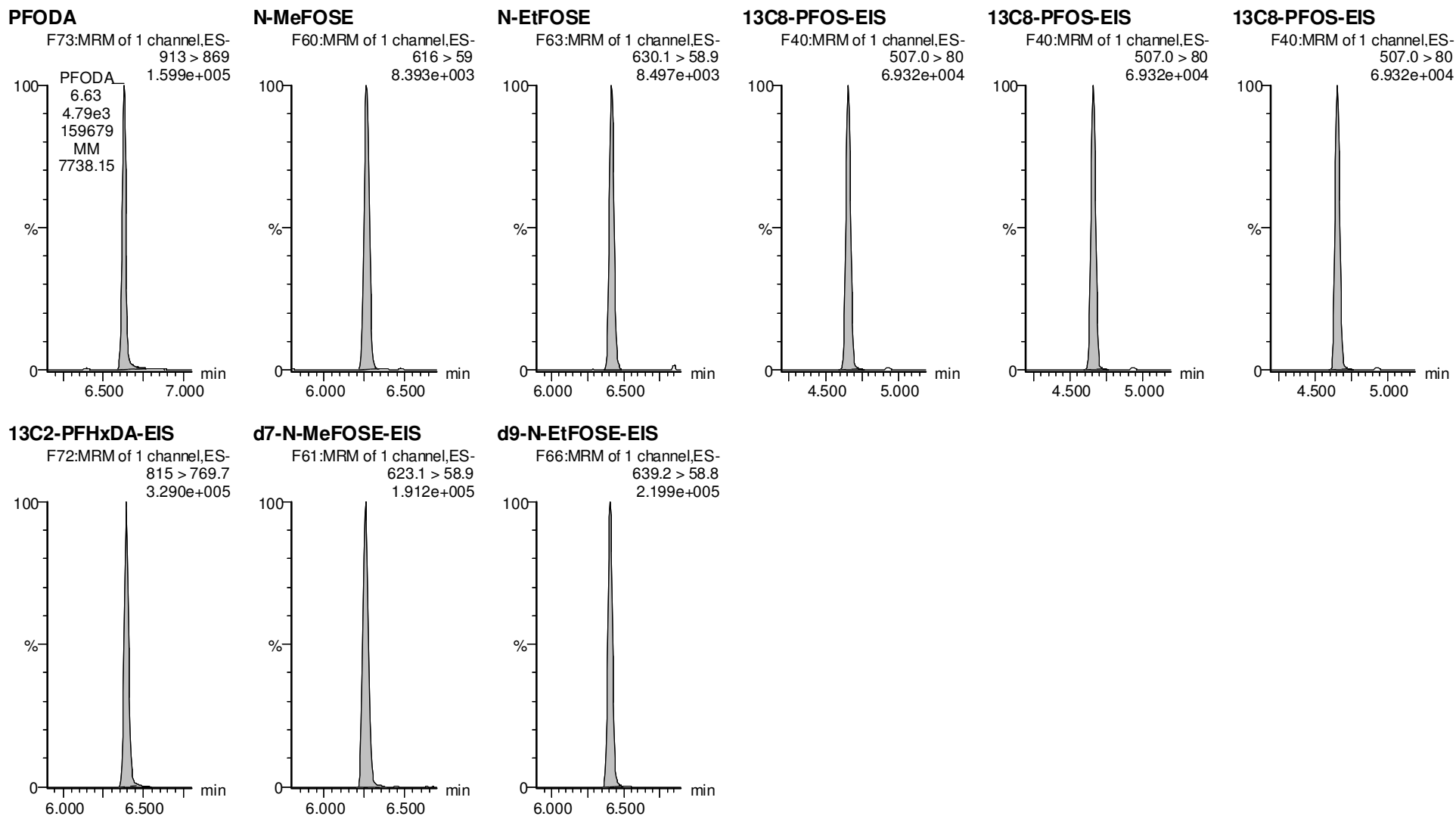
Dataset: F:\Projects\PFAS.PRO\Results\210515M2\210515M2-CRV.qld

Last Altered: Monday, May 17, 2021 09:01:46 Pacific Daylight Time

Printed: Monday, May 17, 2021 09:01:55 Pacific Daylight Time

VY 5/17/2021

Name: 210515M2_12, Date: 15-May-2021, Time: 15:48:39, ID: ST210515M2-5 PFC CS2 21D2805, Description: PFC CS2 21D2805



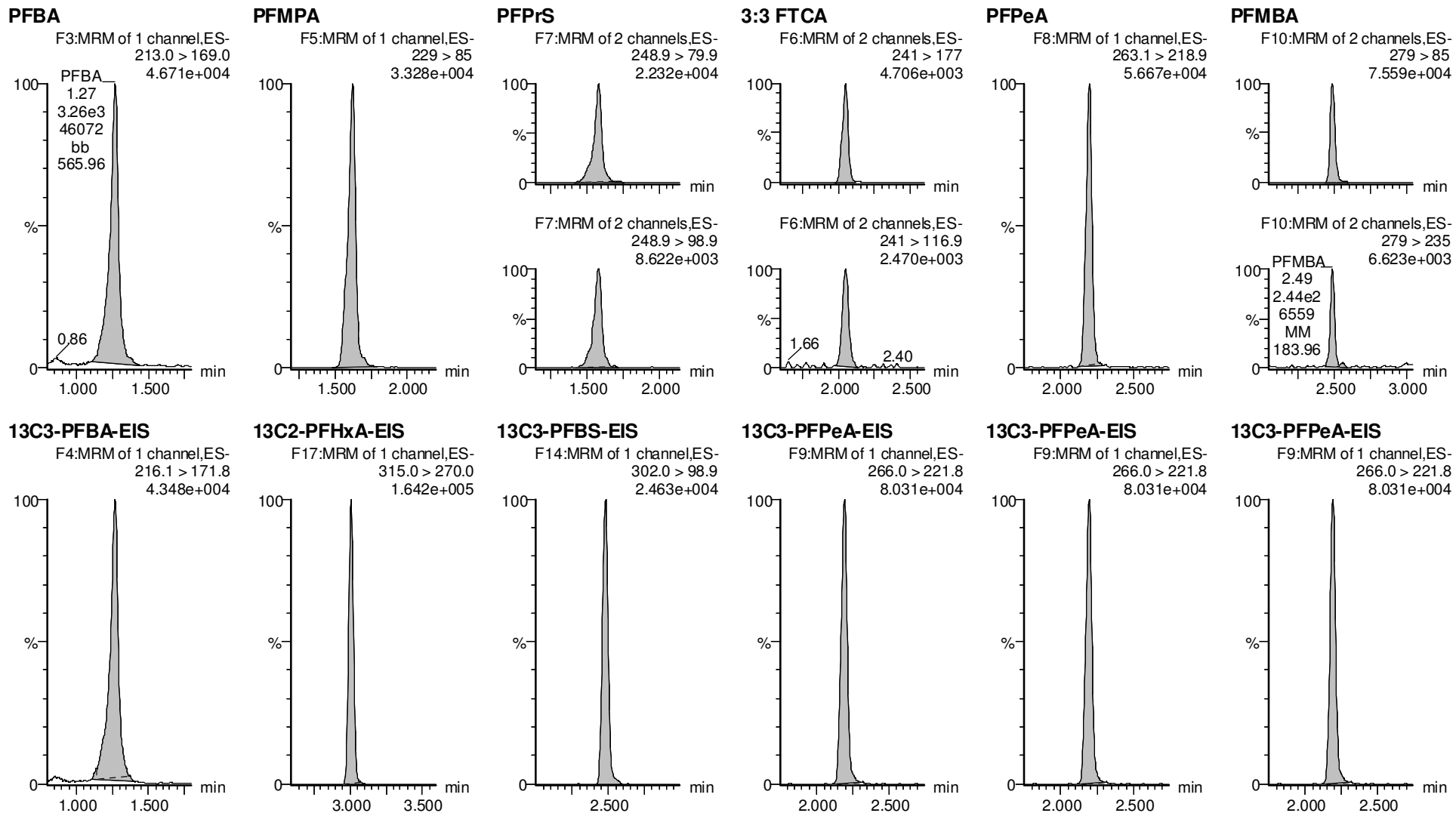
Dataset: F:\Projects\PFAS.PRO\Results\210515M2\210515M2-CRV.qld

Last Altered: Monday, May 17, 2021 09:01:46 Pacific Daylight Time

Printed: Monday, May 17, 2021 09:01:55 Pacific Daylight Time

VY 5/17/2021

Name: 210515M2_13, Date: 15-May-2021, Time: 15:59:01, ID: ST210515M2-6 PFC CS3 21D2806, Description: PFC CS3 21D2806



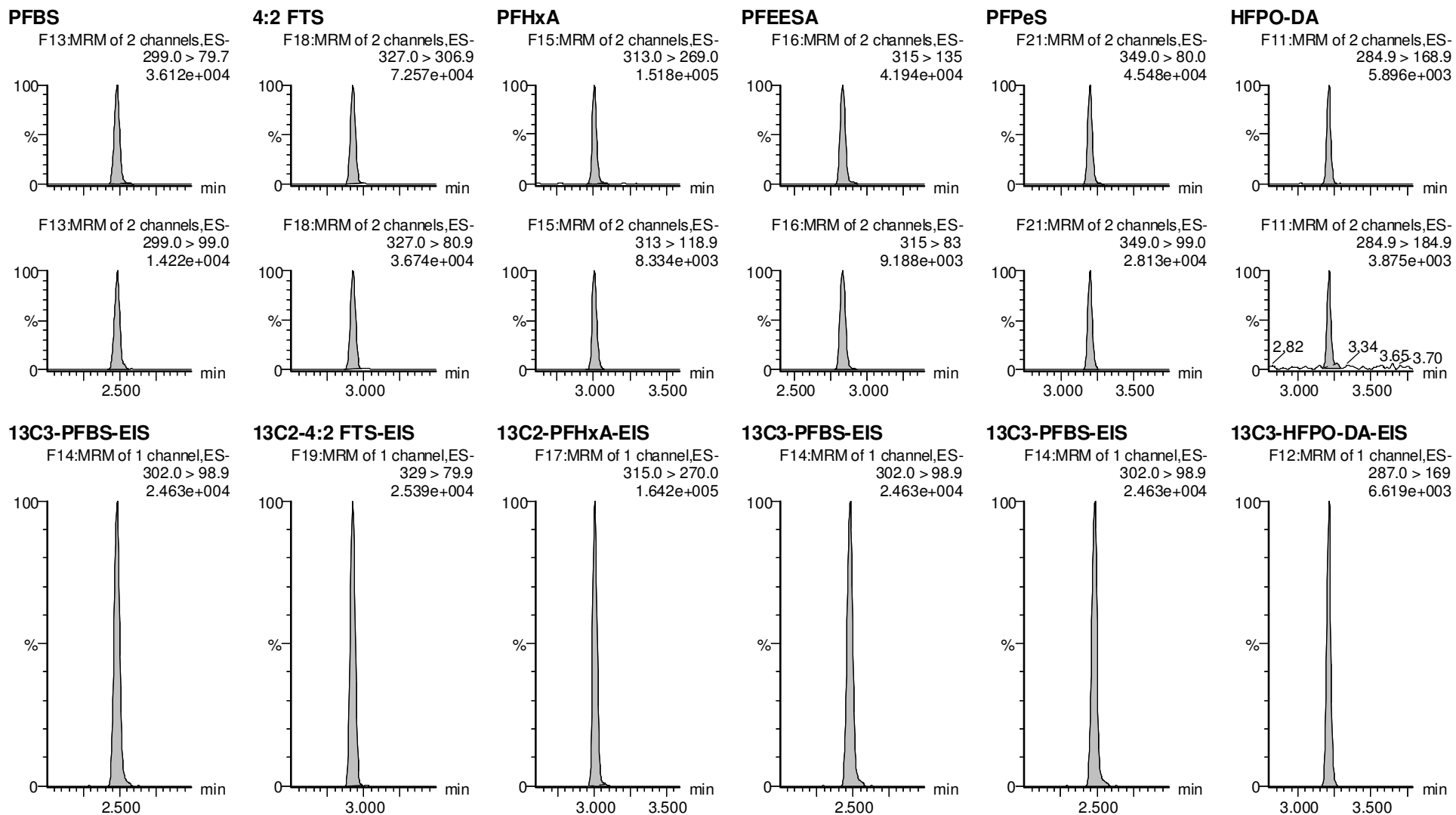
Dataset: F:\Projects\PFAS.PRO\Results\210515M2\210515M2-CRV.qld

Last Altered: Monday, May 17, 2021 09:01:46 Pacific Daylight Time

Printed: Monday, May 17, 2021 09:01:55 Pacific Daylight Time

VY 5/17/2021

Name: 210515M2_13, Date: 15-May-2021, Time: 15:59:01, ID: ST210515M2-6 PFC CS3 21D2806, Description: PFC CS3 21D2806



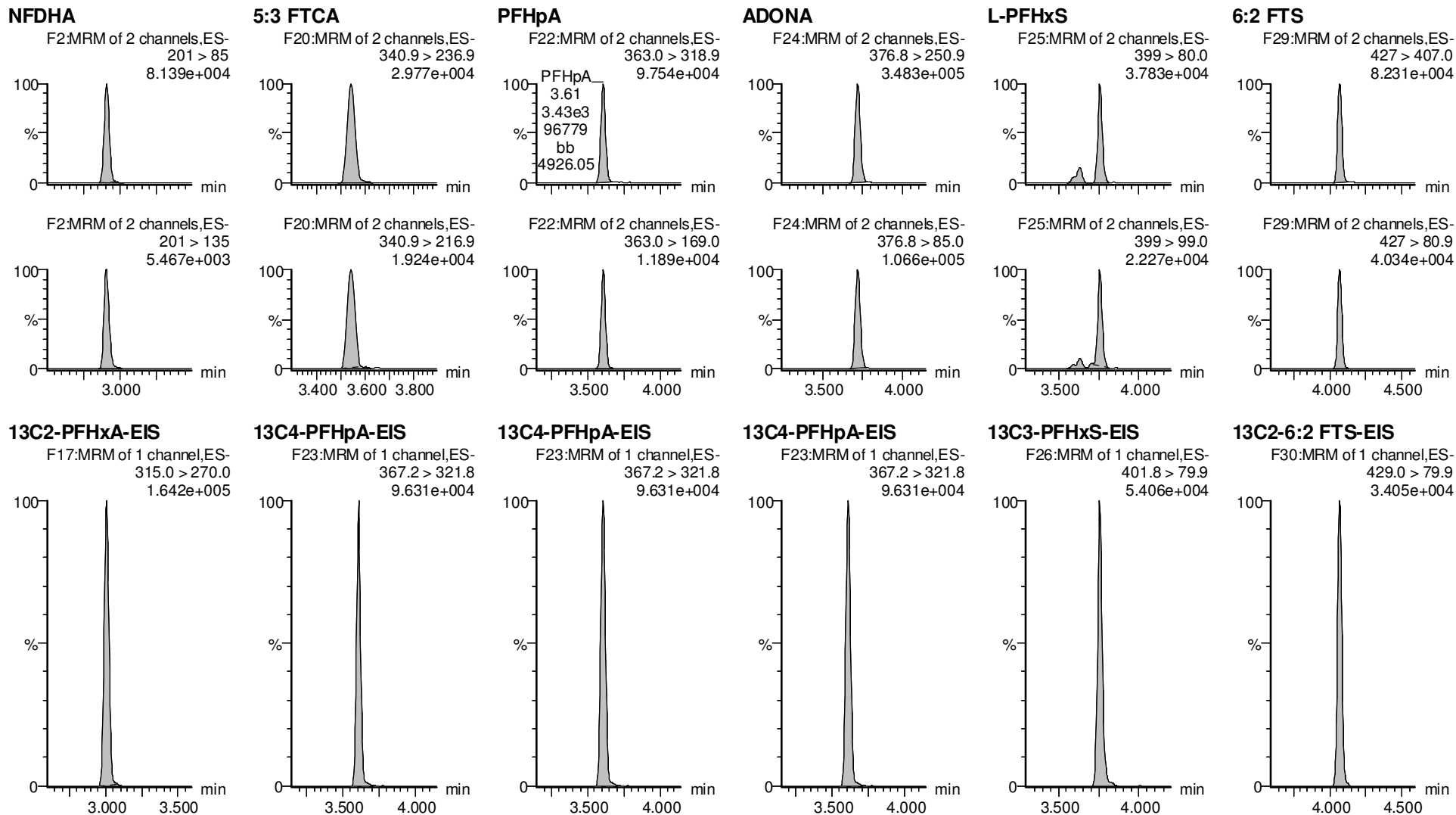
Dataset: F:\Projects\PFAS.PRO\Results\210515M2\210515M2-CRV.qld

Last Altered: Monday, May 17, 2021 09:01:46 Pacific Daylight Time

Printed: Monday, May 17, 2021 09:01:55 Pacific Daylight Time

VY 5/17/2021

Name: 210515M2_13, Date: 15-May-2021, Time: 15:59:01, ID: ST210515M2-6 PFC CS3 21D2806, Description: PFC CS3 21D2806



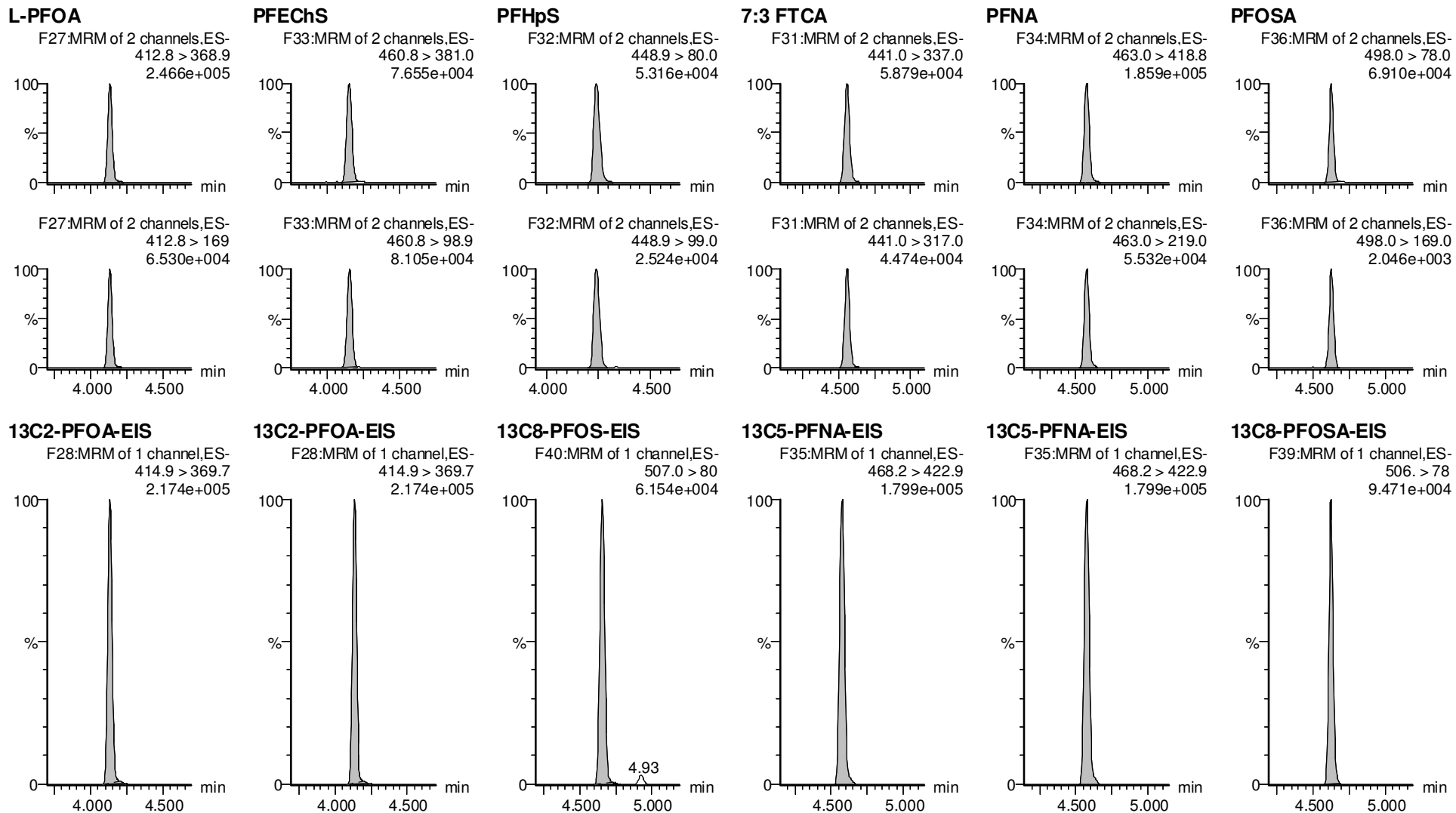
Dataset: F:\Projects\PFAS.PRO\Results\210515M2\210515M2-CRV.qld

Last Altered: Monday, May 17, 2021 09:01:46 Pacific Daylight Time

Printed: Monday, May 17, 2021 09:01:55 Pacific Daylight Time

VY 5/17/2021

Name: 210515M2_13, Date: 15-May-2021, Time: 15:59:01, ID: ST210515M2-6 PFC CS3 21D2806, Description: PFC CS3 21D2806



Dataset: F:\Projects\PFAS.PRO\Results\210515M2\210515M2-CRV.qld

Last Altered: Monday, May 17, 2021 09:01:46 Pacific Daylight Time

Printed: Monday, May 17, 2021 09:01:55 Pacific Daylight Time

VY 5/17/2021

Name: 210515M2_13, Date: 15-May-2021, Time: 15:59:01, ID: ST210515M2-6 PFC CS3 21D2806, Description: PFC CS3 21D2806

L-PFOS

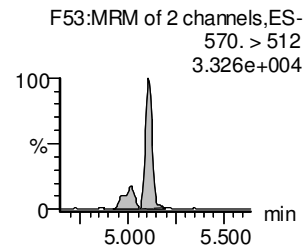
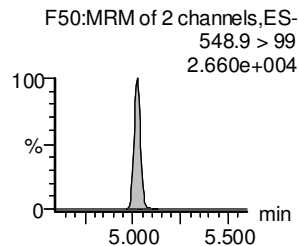
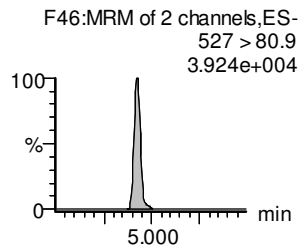
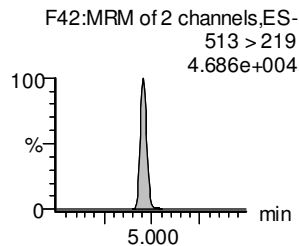
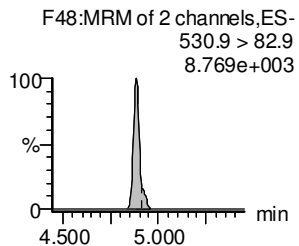
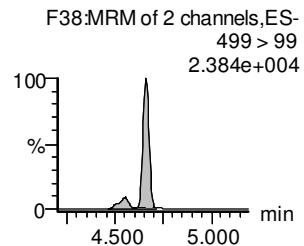
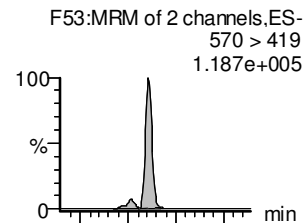
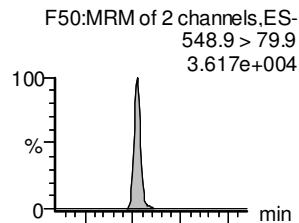
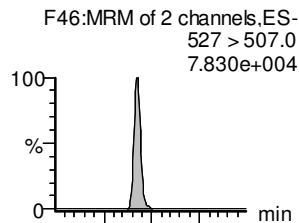
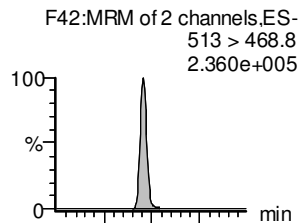
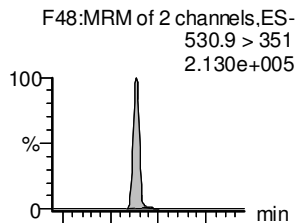
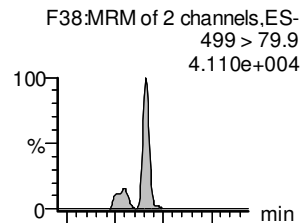
9CI-PF3ONS

PFDA

8:2 FTS

PFNS

L-MeFOSAA



13C8-PFOS-EIS

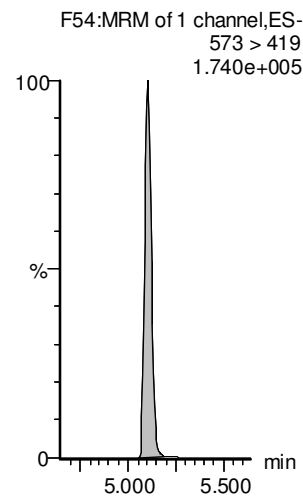
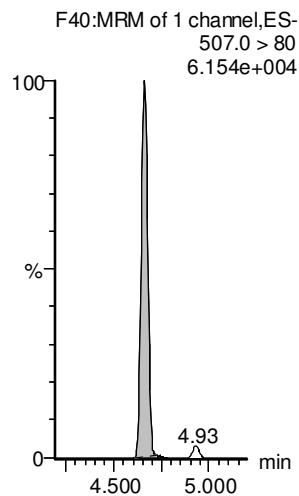
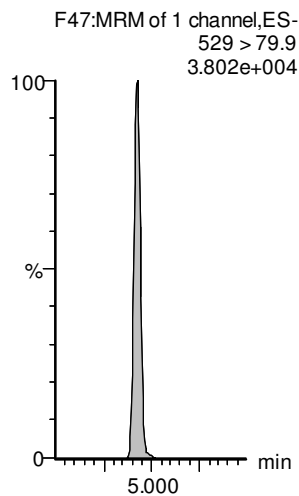
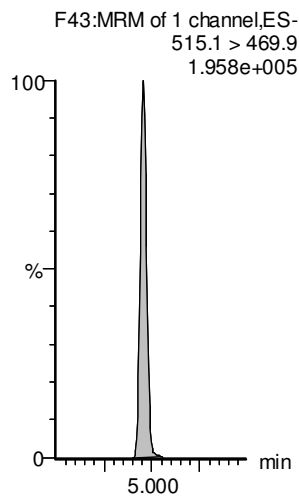
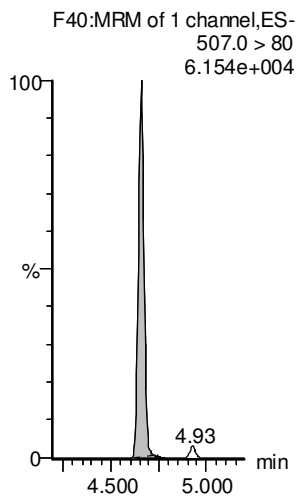
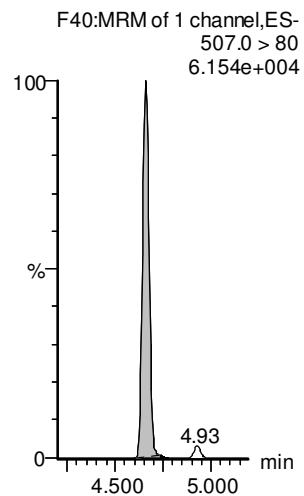
13C8-PFOS-EIS

13C2-PFDA-EIS

13C2-8:2 FTS-EIS

13C8-PFOS-EIS

d3-N-MeFOSAA-EIS



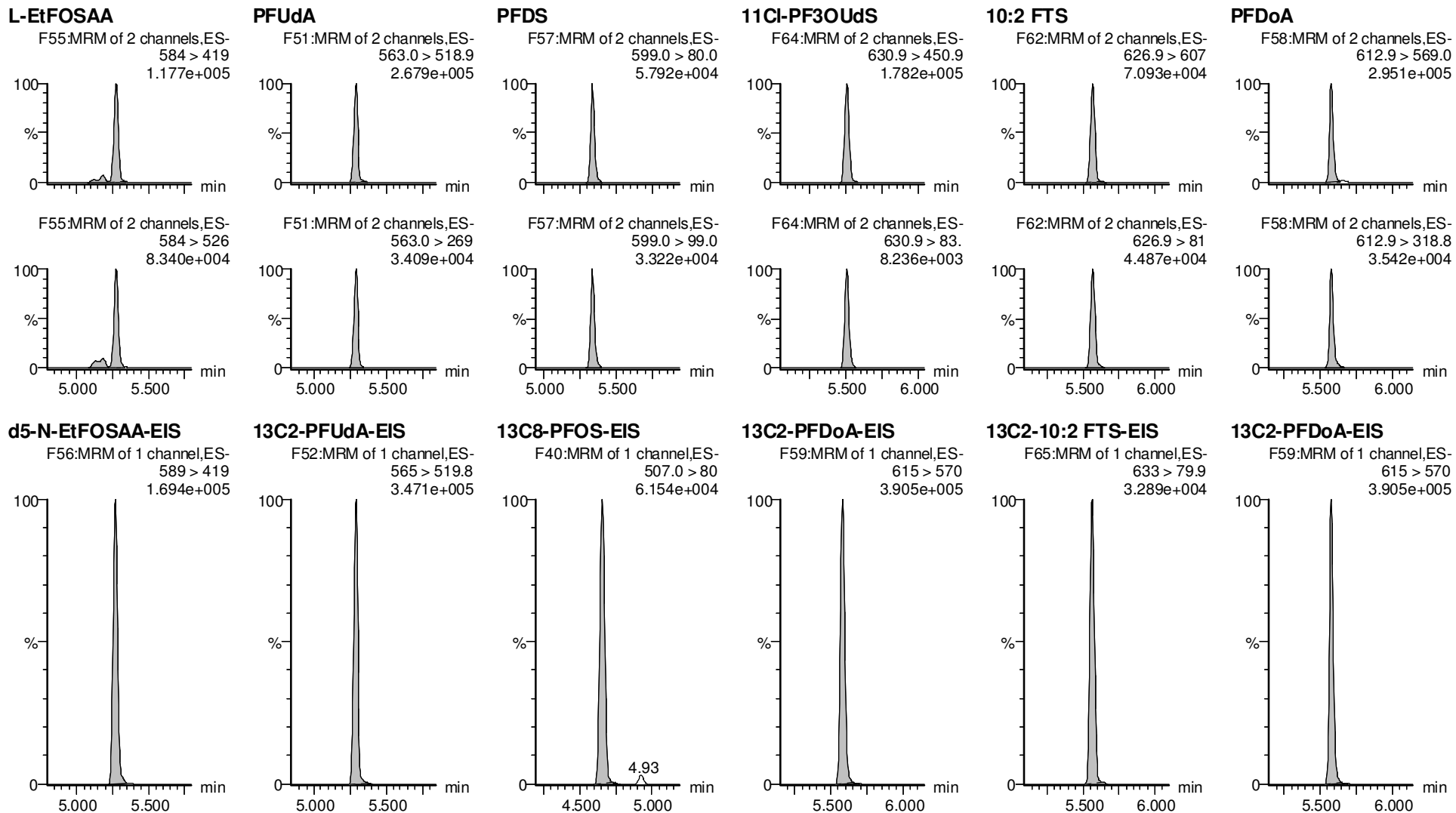
Dataset: F:\Projects\PFAS.PRO\Results\210515M2\210515M2-CRV.qld

Last Altered: Monday, May 17, 2021 09:01:46 Pacific Daylight Time

Printed: Monday, May 17, 2021 09:01:55 Pacific Daylight Time

VY 5/17/2021

Name: 210515M2_13, Date: 15-May-2021, Time: 15:59:01, ID: ST210515M2-6 PFC CS3 21D2806, Description: PFC CS3 21D2806



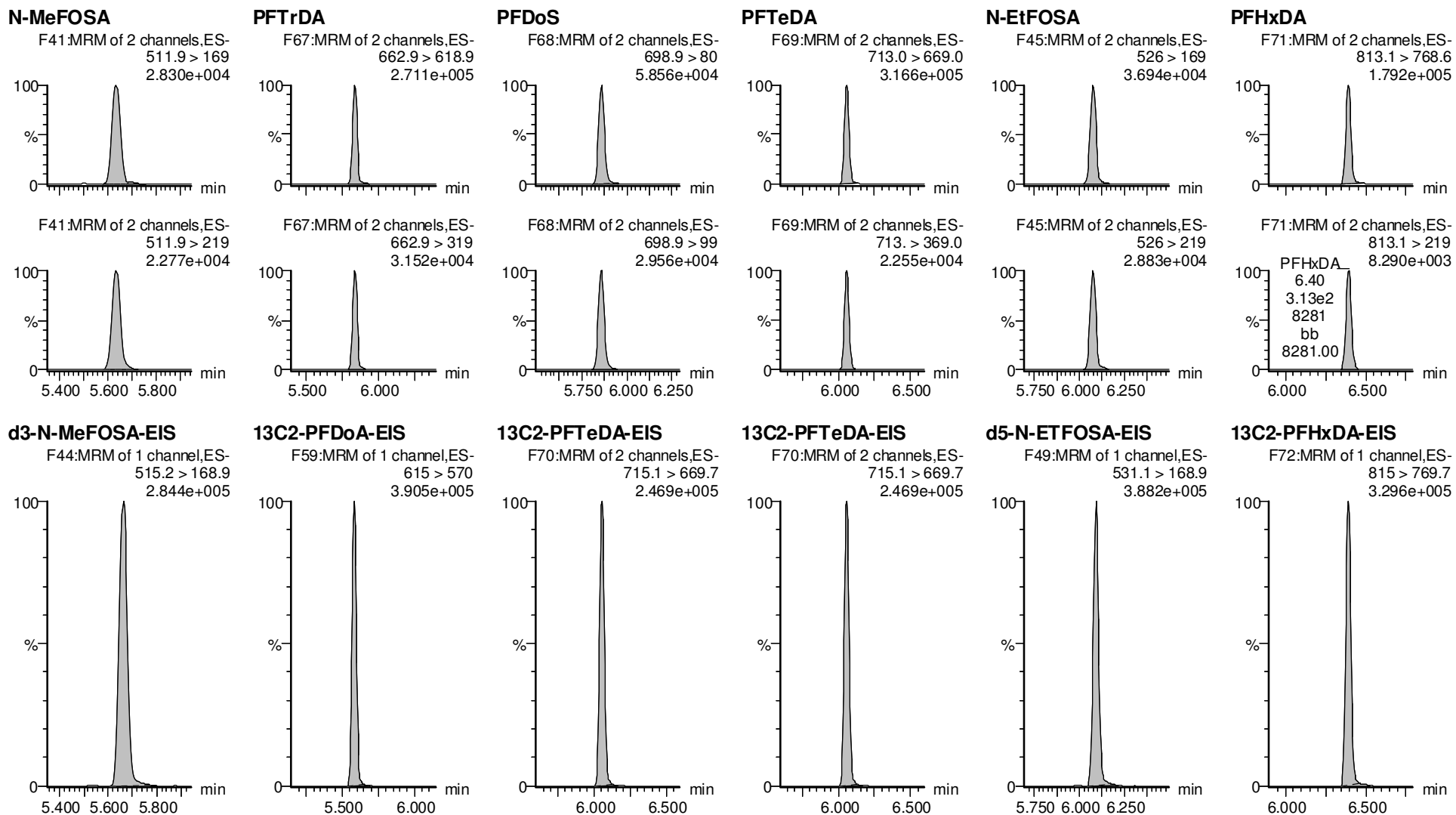
Dataset: F:\Projects\PFAS.PRO\Results\210515M2\210515M2-CRV.qld

Last Altered: Monday, May 17, 2021 09:01:46 Pacific Daylight Time

Printed: Monday, May 17, 2021 09:01:55 Pacific Daylight Time

VY 5/17/2021

Name: 210515M2_13, Date: 15-May-2021, Time: 15:59:01, ID: ST210515M2-6 PFC CS3 21D2806, Description: PFC CS3 21D2806



Vista Analytical Laboratory

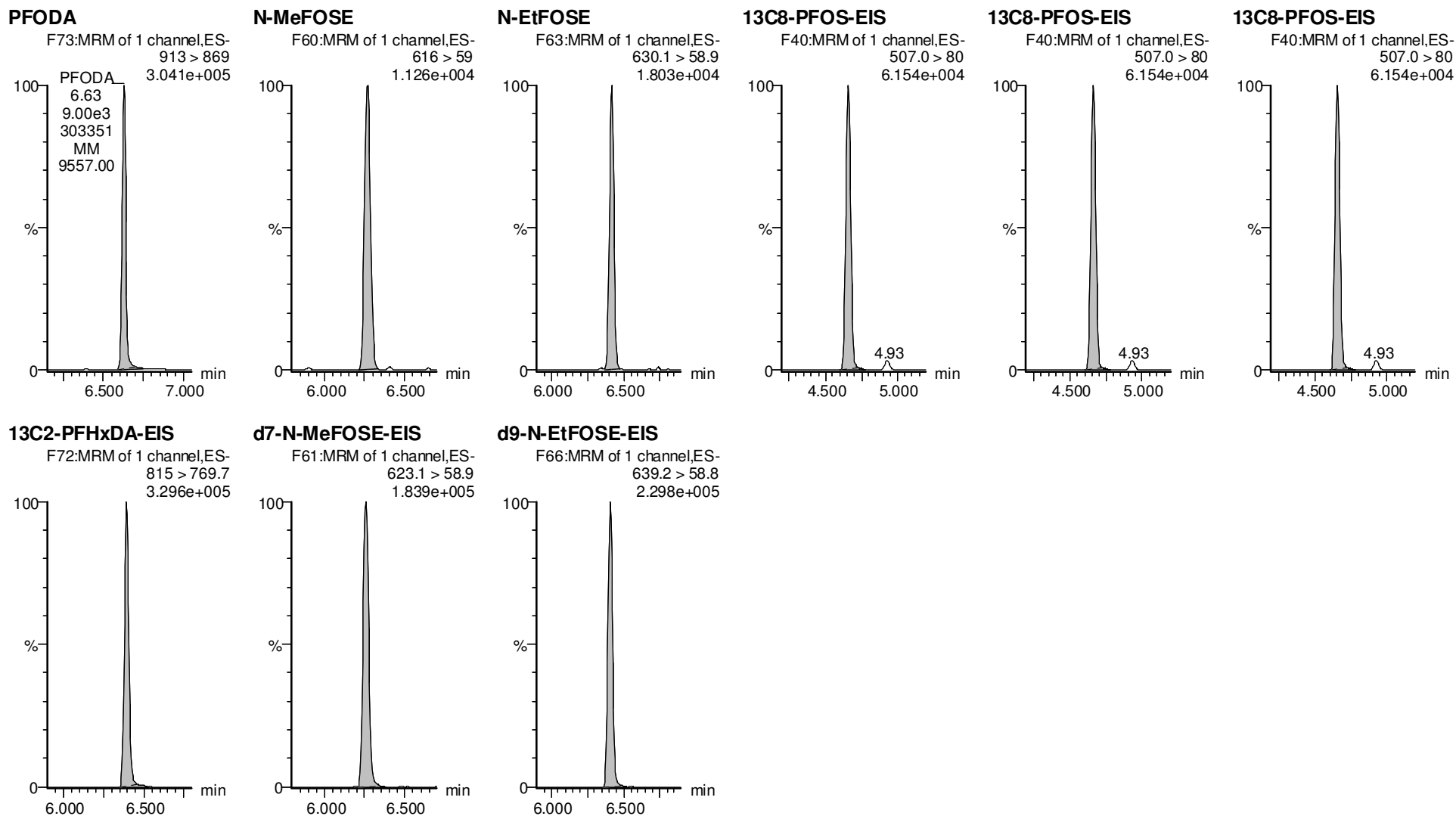
Dataset: F:\Projects\PFAS.PRO\Results\210515M2\210515M2-CRV.qld

Last Altered: Monday, May 17, 2021 09:01:46 Pacific Daylight Time

Printed: Monday, May 17, 2021 09:01:55 Pacific Daylight Time

VY 5/17/2021

Name: 210515M2_13, Date: 15-May-2021, Time: 15:59:01, ID: ST210515M2-6 PFC CS3 21D2806, Description: PFC CS3 21D2806



Vista Analytical Laboratory

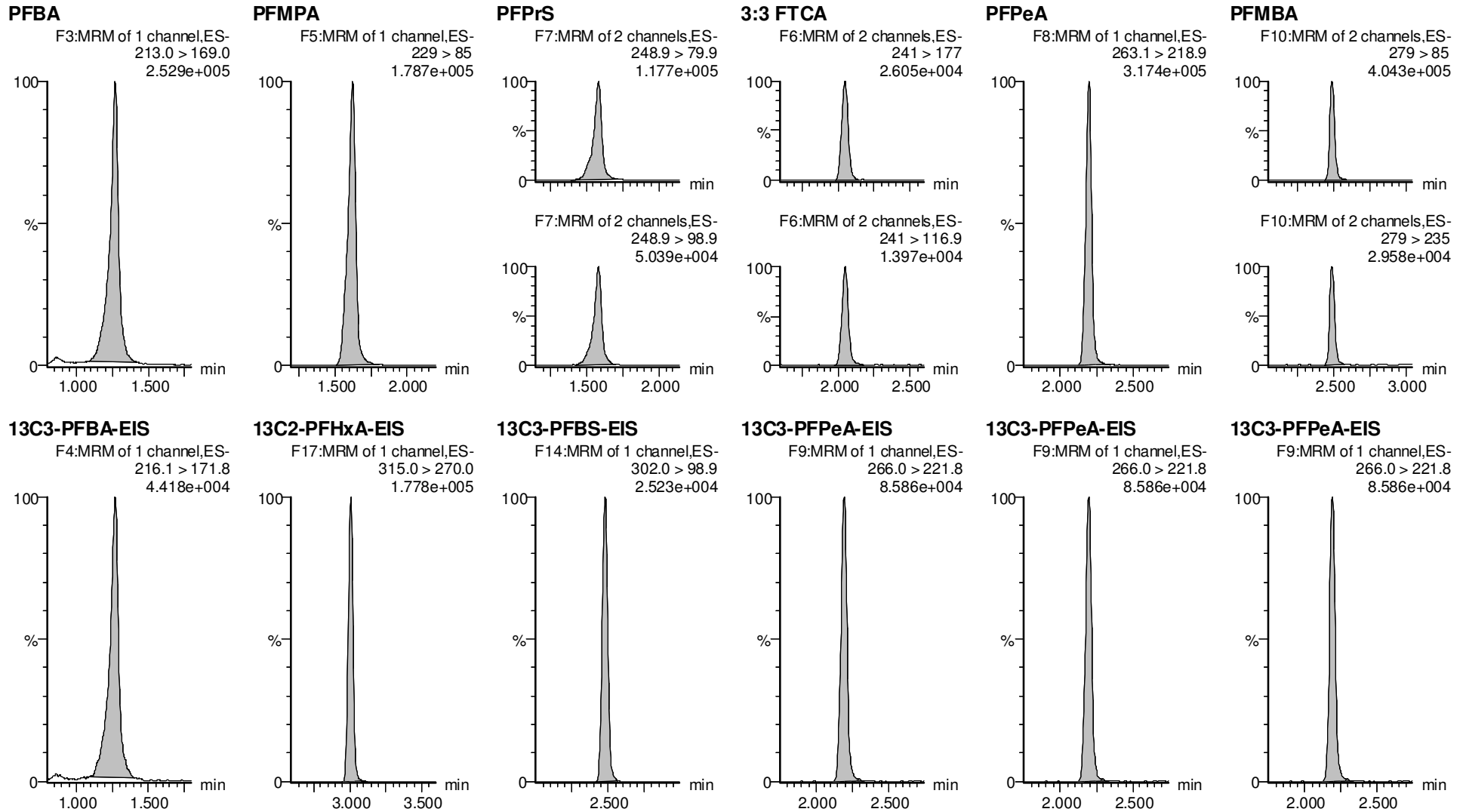
Dataset: F:\Projects\PFAS.PRO\Results\210515M2\210515M2-CRV.qld

Last Altered: Monday, May 17, 2021 09:01:46 Pacific Daylight Time

Printed: Monday, May 17, 2021 09:01:55 Pacific Daylight Time

VY 5/17/2021

Name: 210515M2_14, Date: 15-May-2021, Time: 16:09:23, ID: ST210515M2-7 PFC CS4 21D2807, Description: PFC CS4 21D2807



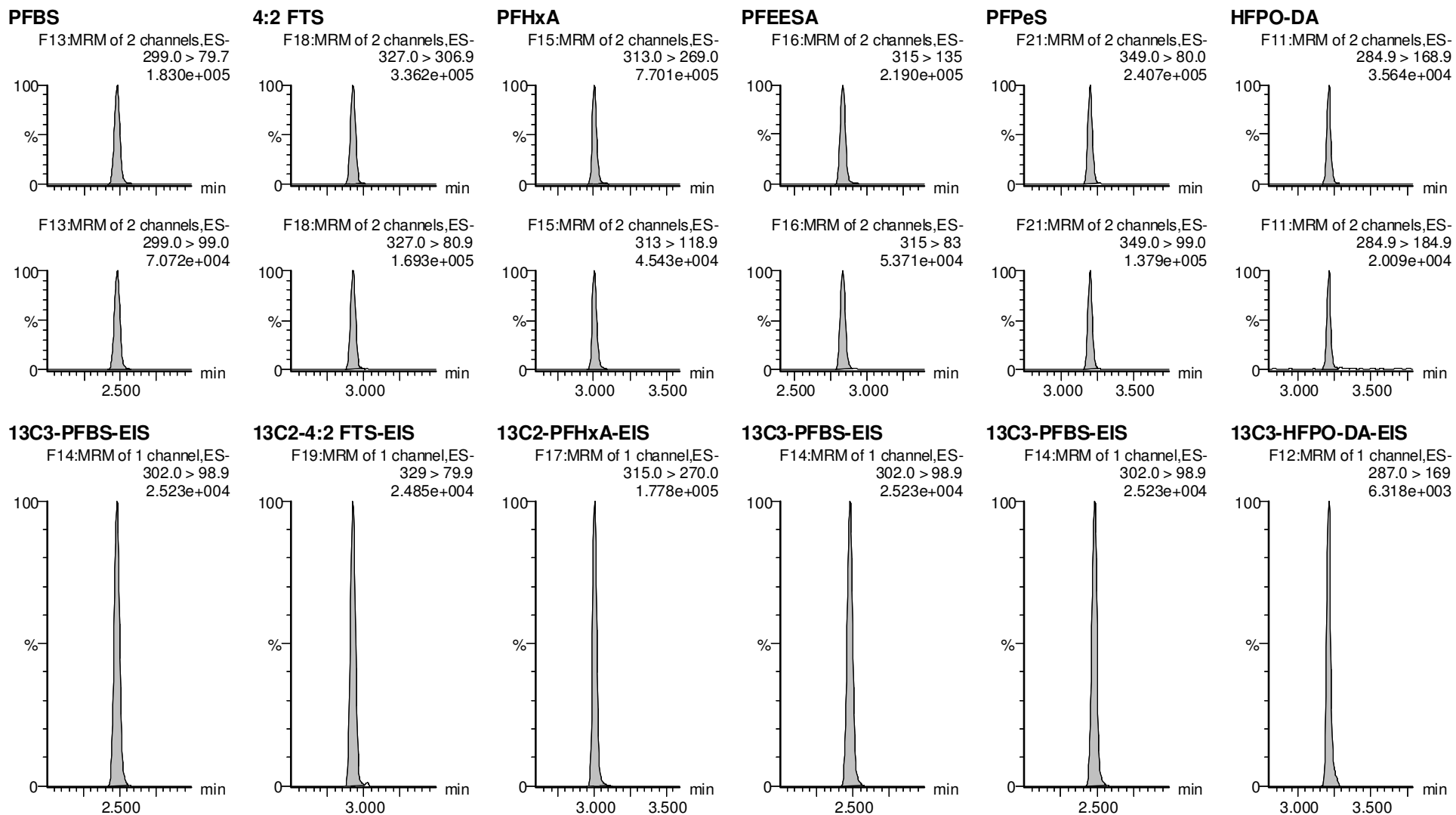
Dataset: F:\Projects\PFAS.PRO\Results\210515M2\210515M2-CRV.qld

Last Altered: Monday, May 17, 2021 09:01:46 Pacific Daylight Time

Printed: Monday, May 17, 2021 09:01:55 Pacific Daylight Time

VY 5/17/2021

Name: 210515M2_14, Date: 15-May-2021, Time: 16:09:23, ID: ST210515M2-7 PFC CS4 21D2807, Description: PFC CS4 21D2807



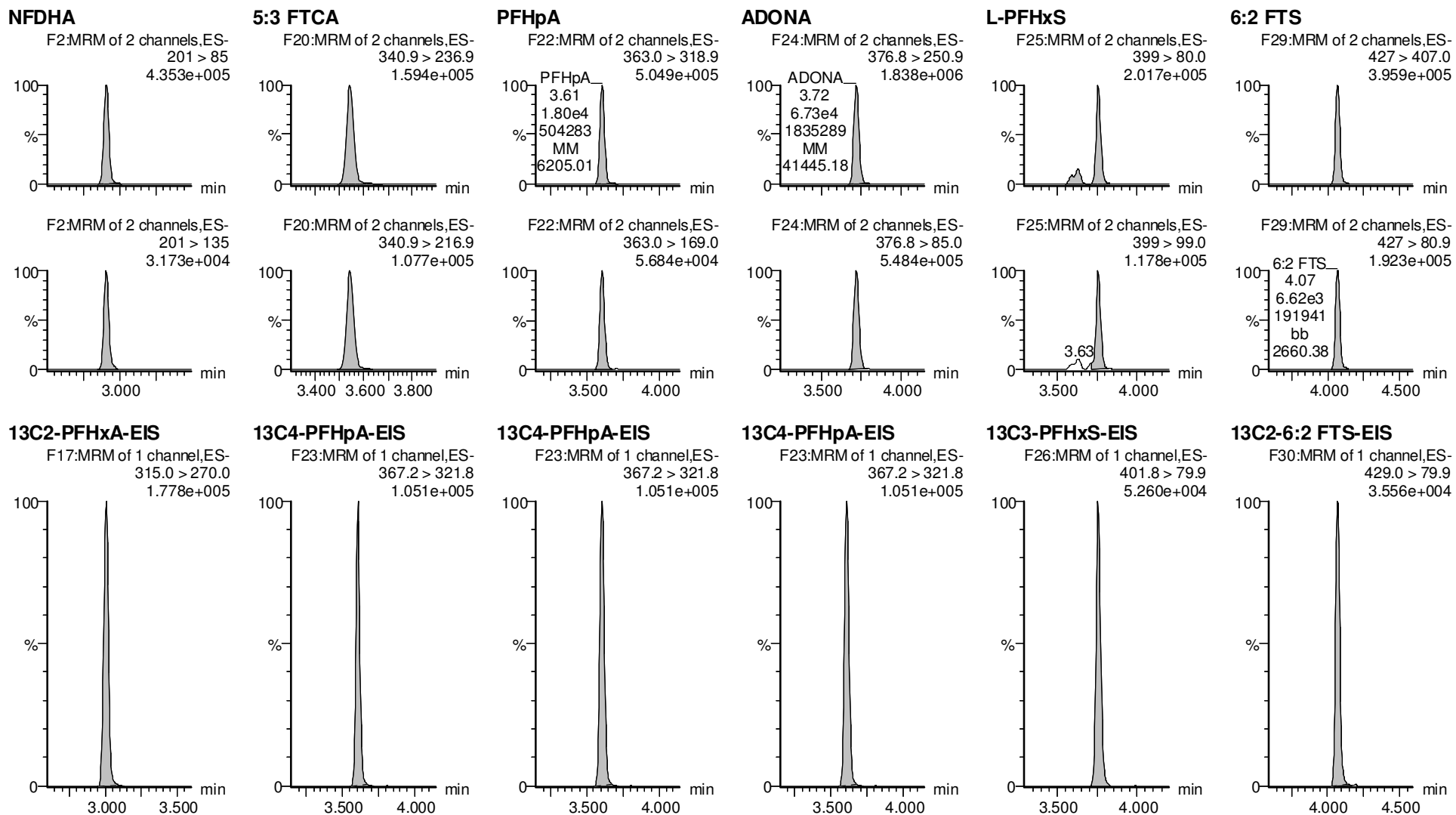
Dataset: F:\Projects\PFAS.PRO\Results\210515M2\210515M2-CRV.qld

Last Altered: Monday, May 17, 2021 09:01:46 Pacific Daylight Time

Printed: Monday, May 17, 2021 09:01:55 Pacific Daylight Time

VY 5/17/2021

Name: 210515M2_14, Date: 15-May-2021, Time: 16:09:23, ID: ST210515M2-7 PFC CS4 21D2807, Description: PFC CS4 21D2807



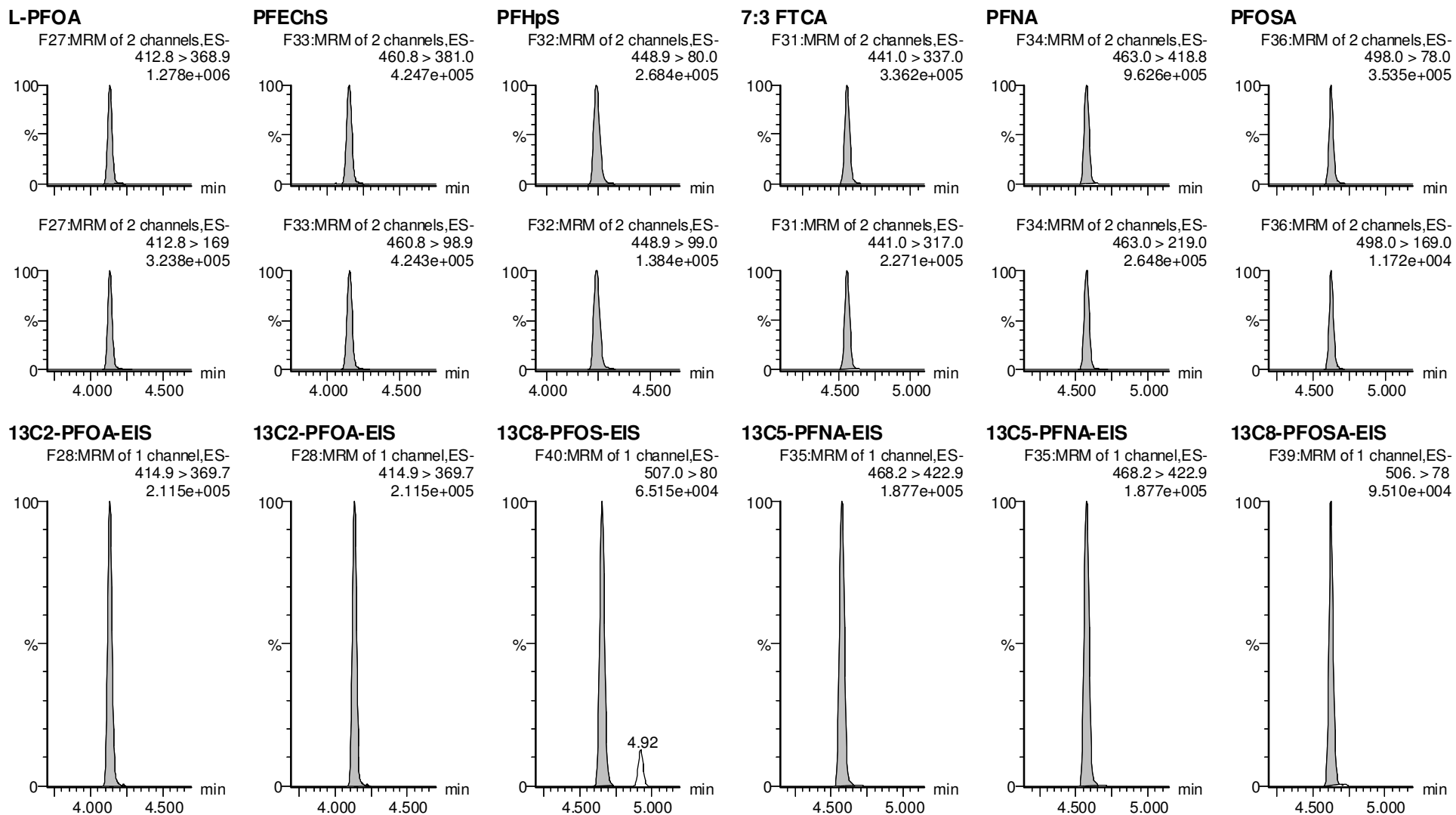
Dataset: F:\Projects\PFAS.PRO\Results\210515M2\210515M2-CRV.qld

Last Altered: Monday, May 17, 2021 09:01:46 Pacific Daylight Time

Printed: Monday, May 17, 2021 09:01:55 Pacific Daylight Time

VY 5/17/2021

Name: 210515M2_14, Date: 15-May-2021, Time: 16:09:23, ID: ST210515M2-7 PFC CS4 21D2807, Description: PFC CS4 21D2807



Dataset: F:\Projects\PFAS.PRO\Results\210515M2\210515M2-CRV.qld

Last Altered: Monday, May 17, 2021 09:01:46 Pacific Daylight Time

Printed: Monday, May 17, 2021 09:01:55 Pacific Daylight Time

VY 5/17/2021

Name: 210515M2_14, Date: 15-May-2021, Time: 16:09:23, ID: ST210515M2-7 PFC CS4 21D2807, Description: PFC CS4 21D2807

L-PFOS

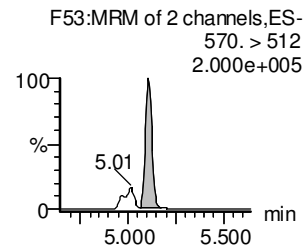
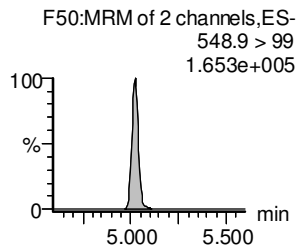
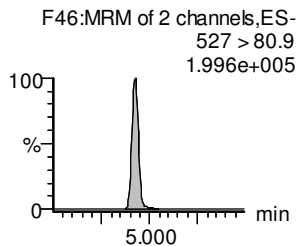
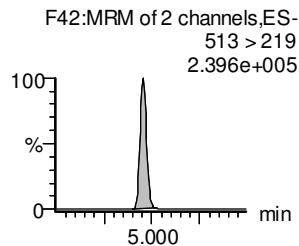
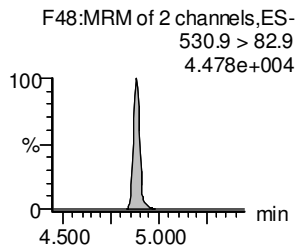
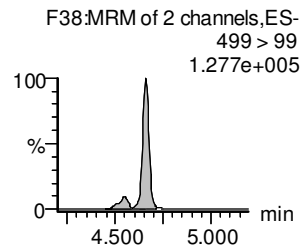
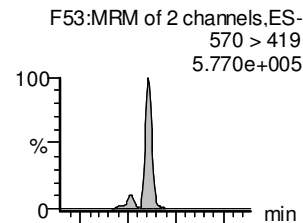
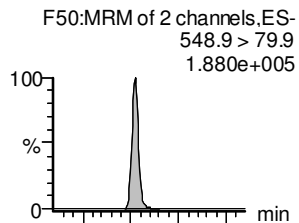
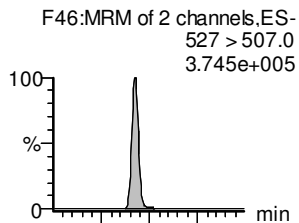
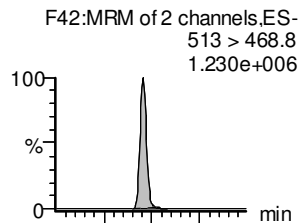
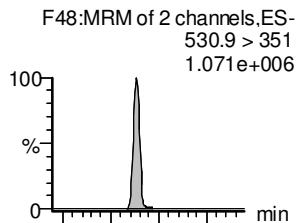
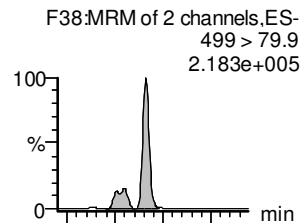
9CI-PF3ONS

PFDA

8:2 FTS

PFNS

L-MeFOSAA



13C8-PFOS-EIS

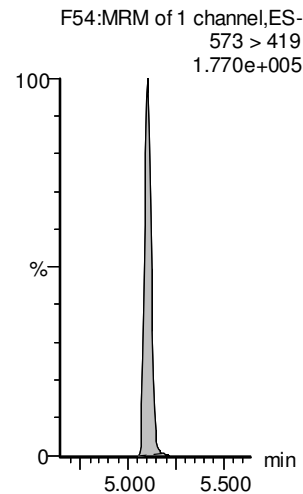
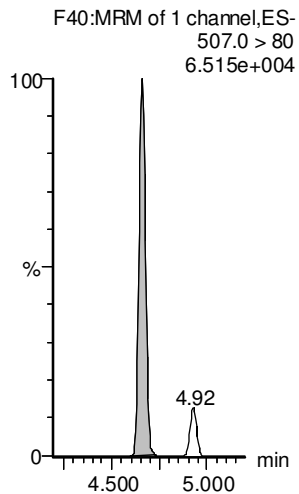
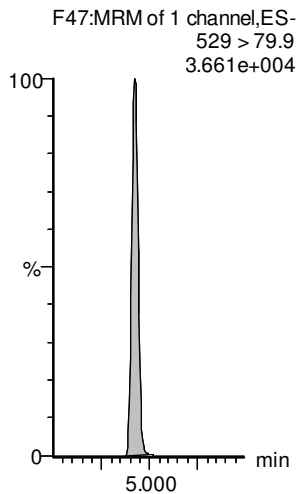
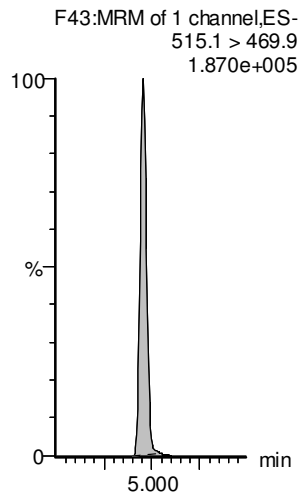
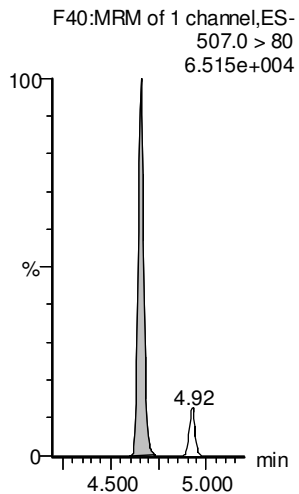
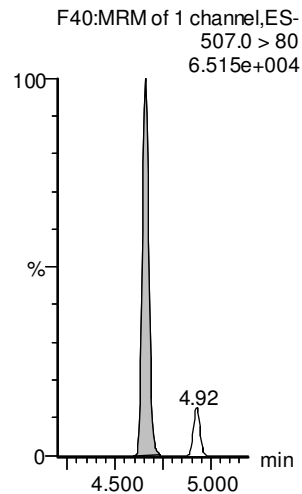
13C8-PFOS-EIS

13C2-PFDA-EIS

13C2-8:2 FTS-EIS

13C8-PFOS-EIS

d3-N-MeFOSAA-EIS



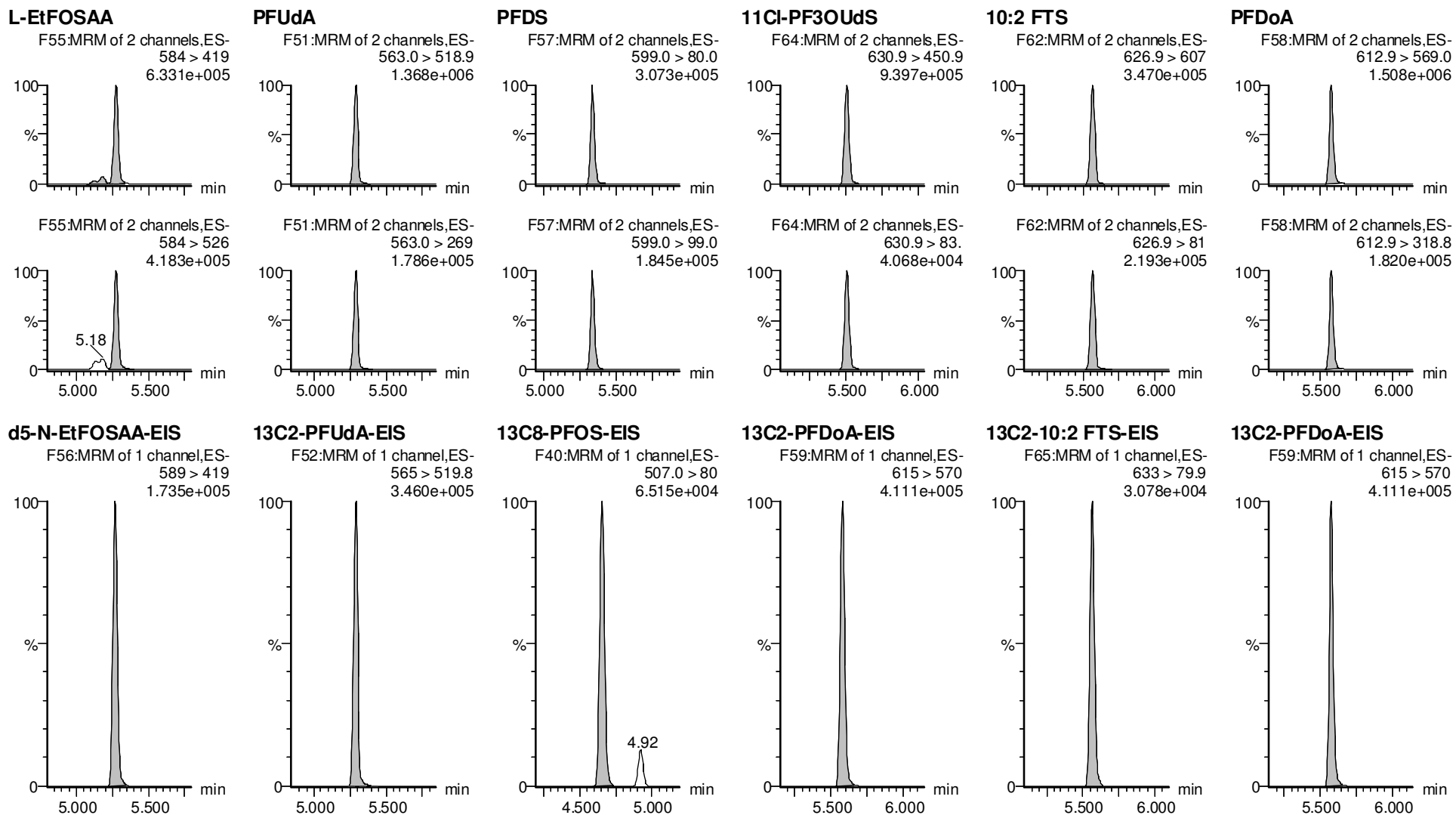
Dataset: F:\Projects\PFAS.PRO\Results\210515M2\210515M2-CRV.qld

Last Altered: Monday, May 17, 2021 09:01:46 Pacific Daylight Time

Printed: Monday, May 17, 2021 09:01:55 Pacific Daylight Time

VY 5/17/2021

Name: 210515M2_14, Date: 15-May-2021, Time: 16:09:23, ID: ST210515M2-7 PFC CS4 21D2807, Description: PFC CS4 21D2807



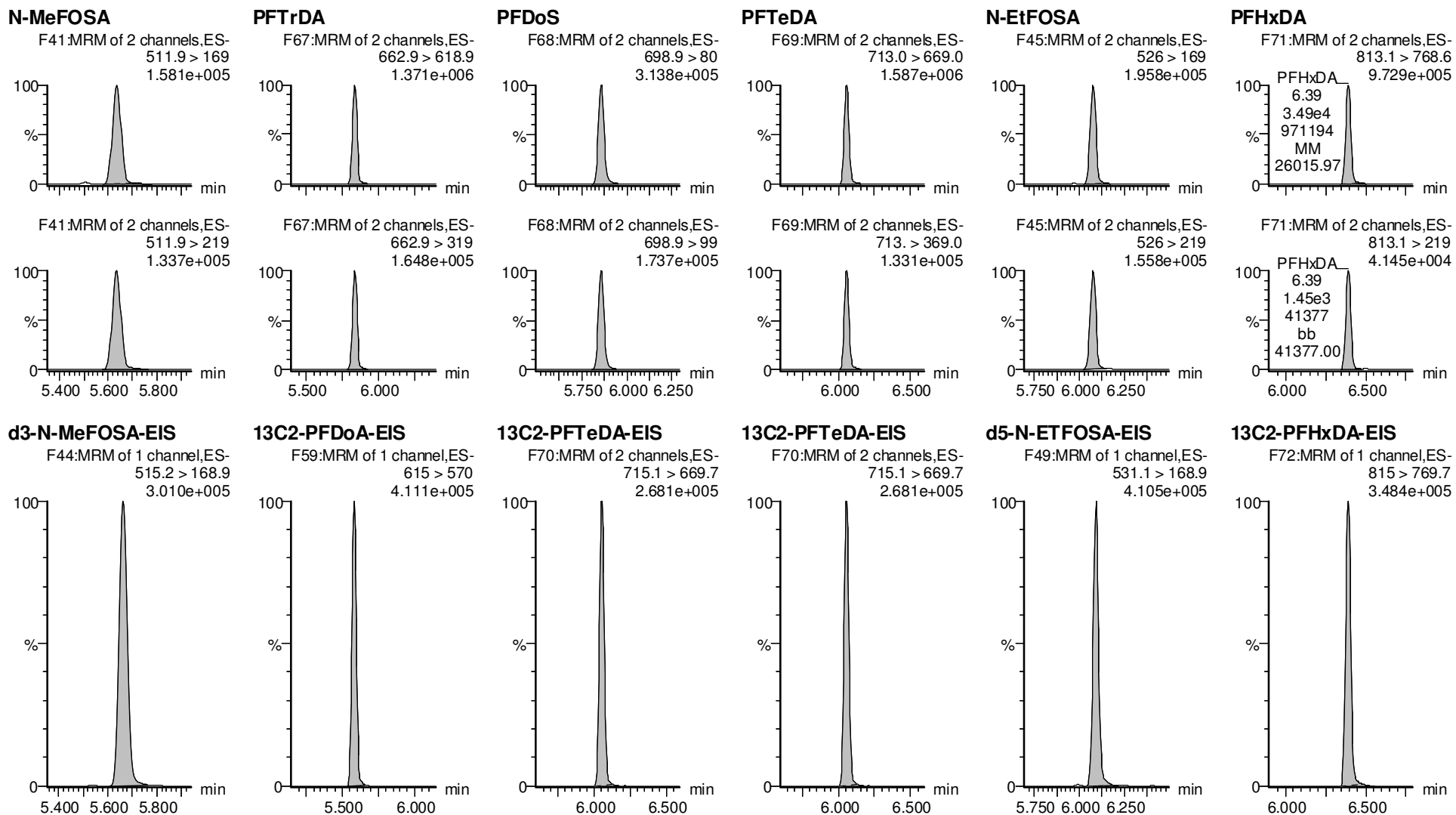
Dataset: F:\Projects\PFAS.PRO\Results\210515M2\210515M2-CRV.qld

Last Altered: Monday, May 17, 2021 09:01:46 Pacific Daylight Time

Printed: Monday, May 17, 2021 09:01:55 Pacific Daylight Time

VY 5/17/2021

Name: 210515M2_14, Date: 15-May-2021, Time: 16:09:23, ID: ST210515M2-7 PFC CS4 21D2807, Description: PFC CS4 21D2807



Dataset: F:\Projects\PFAS.PRO\Results\210515M2\210515M2-CRV.qld

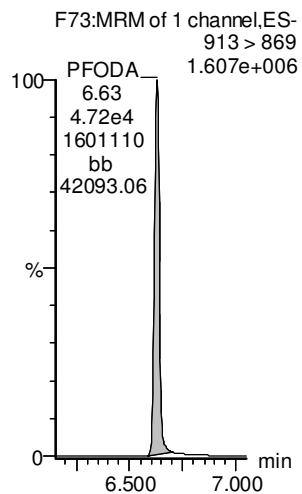
Last Altered: Monday, May 17, 2021 09:01:46 Pacific Daylight Time

Printed: Monday, May 17, 2021 09:01:55 Pacific Daylight Time

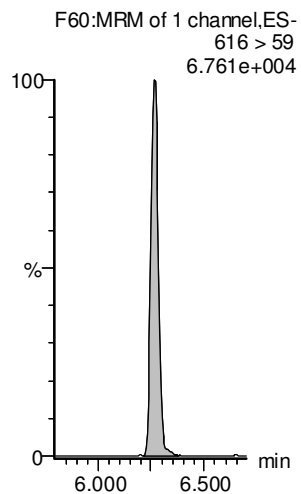
VY 5/17/2021

Name: 210515M2_14, Date: 15-May-2021, Time: 16:09:23, ID: ST210515M2-7 PFC CS4 21D2807, Description: PFC CS4 21D2807

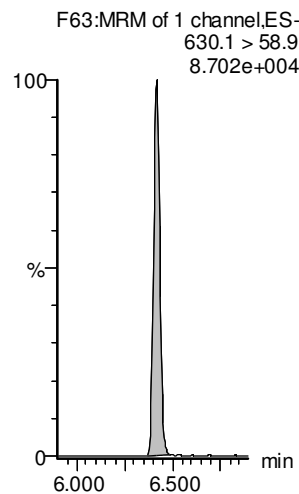
PFODA



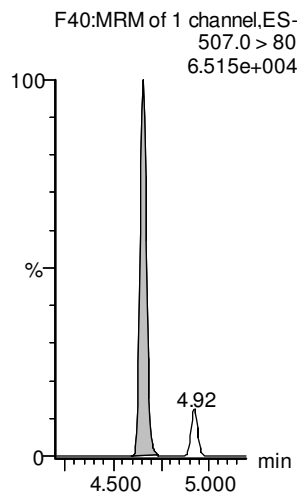
N-MeFOSE



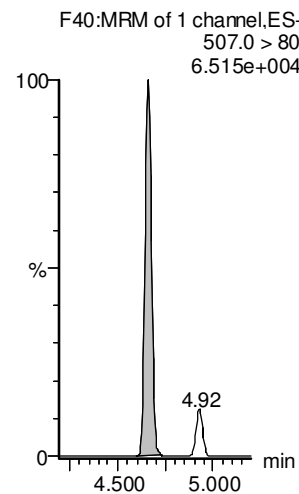
N-EtFOSE



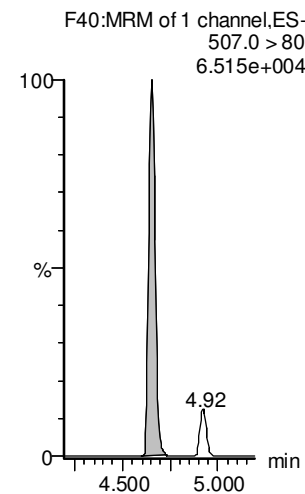
13C8-PFOS-EIS



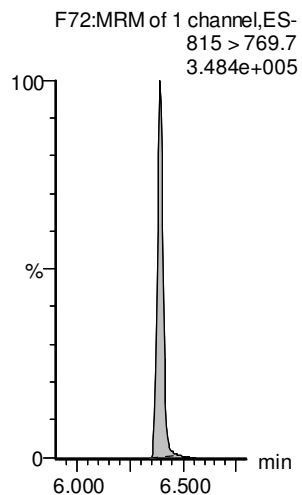
13C8-PFOS-EIS



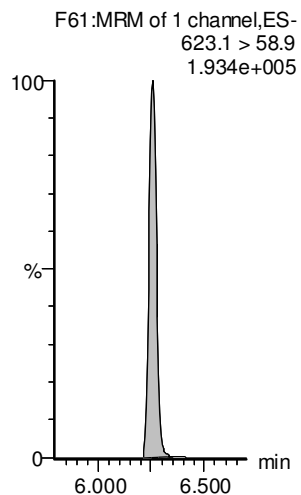
13C8-PFOS-EIS



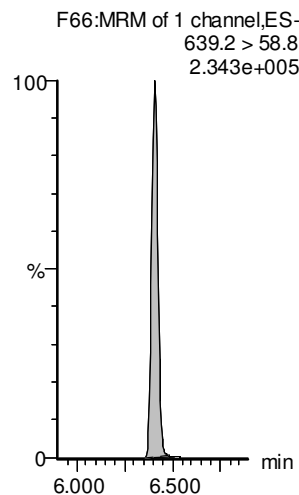
13C2-PFHxDA-EIS



d7-N-MeFOSE-EIS



d9-N-EtFOSE-EIS



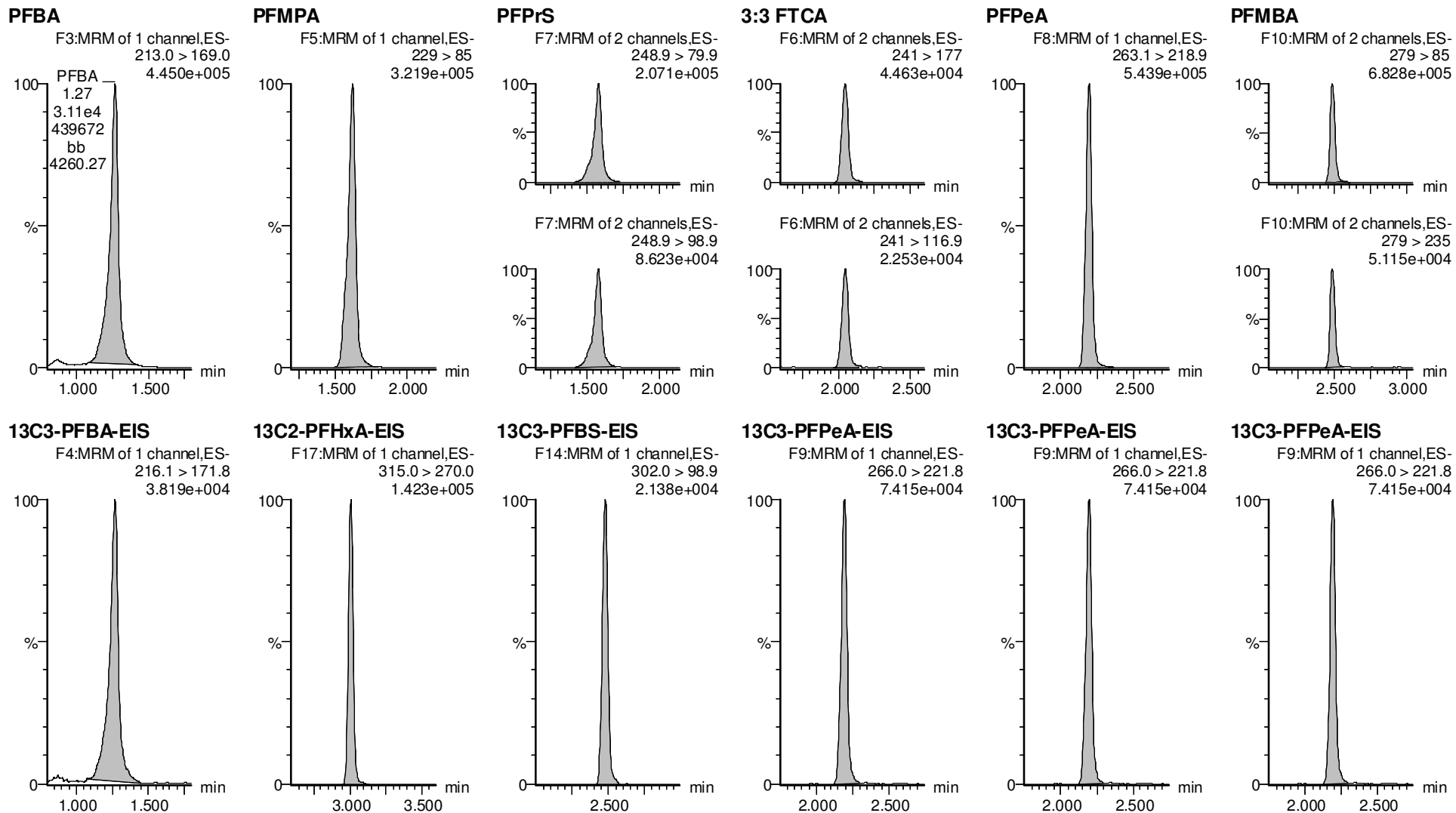
Dataset: F:\Projects\PFAS.PRO\Results\210515M2\210515M2-CRV.qld

Last Altered: Monday, May 17, 2021 09:01:46 Pacific Daylight Time

Printed: Monday, May 17, 2021 09:01:55 Pacific Daylight Time

VY 5/17/2021

Name: 210515M2_15, Date: 15-May-2021, Time: 16:19:46, ID: ST210515M2-8 PFC CS5 21D2808, Description: PFC CS5 21D2808



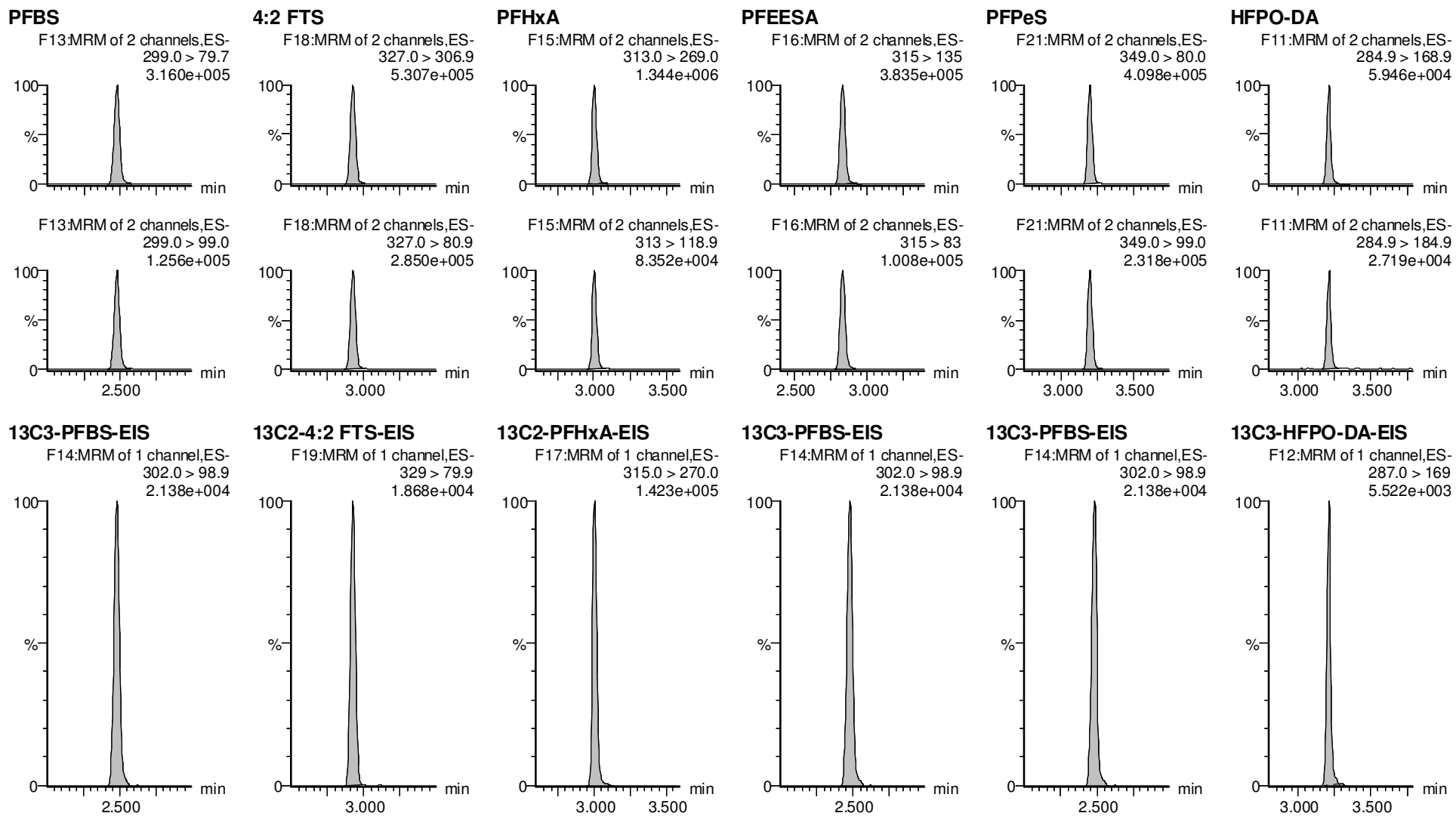
Dataset: F:\Projects\PFAS.PRO\Results\210515M2\210515M2-CRV.qld

Last Altered: Monday, May 17, 2021 09:01:46 Pacific Daylight Time

Printed: Monday, May 17, 2021 09:01:55 Pacific Daylight Time

VY 5/17/2021

Name: 210515M2_15, Date: 15-May-2021, Time: 16:19:46, ID: ST210515M2-8 PFC CS5 21D2808, Description: PFC CS5 21D2808



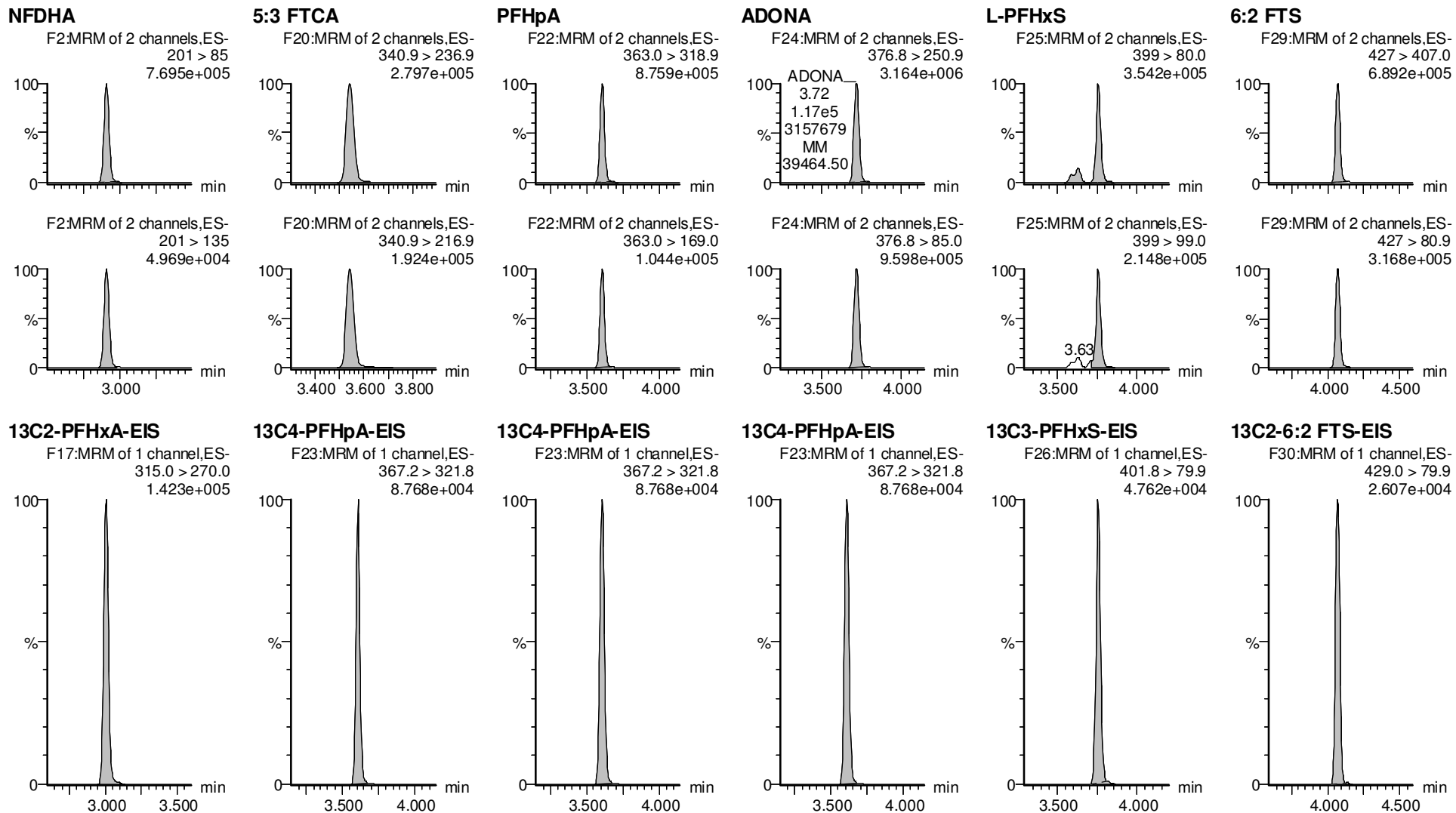
Dataset: F:\Projects\PFAS.PRO\Results\210515M2\210515M2-CRV.qld

Last Altered: Monday, May 17, 2021 09:01:46 Pacific Daylight Time

Printed: Monday, May 17, 2021 09:01:55 Pacific Daylight Time

VY 5/17/2021

Name: 210515M2_15, Date: 15-May-2021, Time: 16:19:46, ID: ST210515M2-8 PFC CS5 21D2808, Description: PFC CS5 21D2808



Dataset: F:\Projects\PFAS.PRO\Results\210515M2\210515M2-CRV.qld

Last Altered: Monday, May 17, 2021 09:01:46 Pacific Daylight Time

Printed: Monday, May 17, 2021 09:01:55 Pacific Daylight Time

VY 5/17/2021

Name: 210515M2_15, Date: 15-May-2021, Time: 16:19:46, ID: ST210515M2-8 PFC CS5 21D2808, Description: PFC CS5 21D2808

L-PFOA

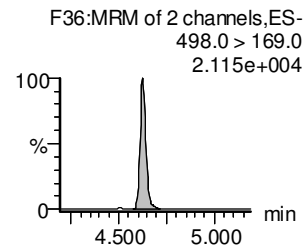
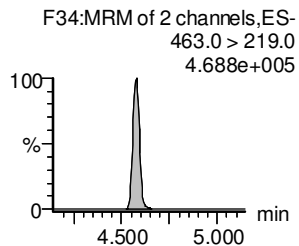
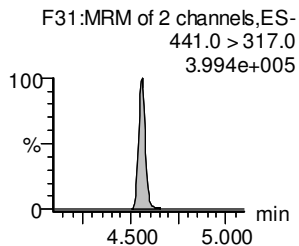
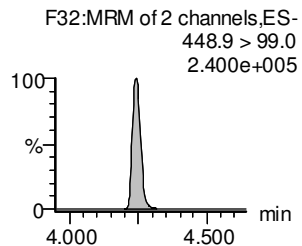
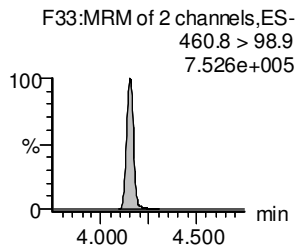
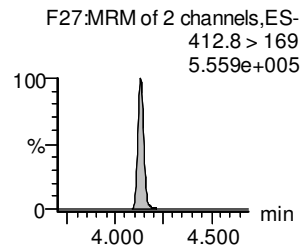
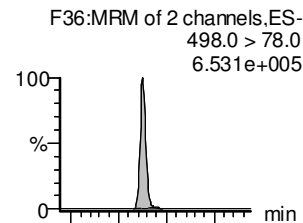
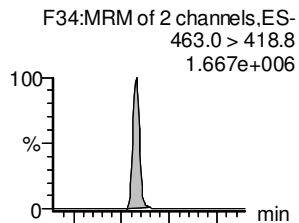
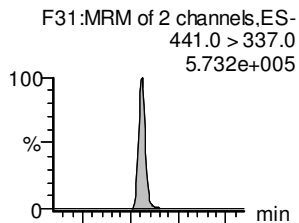
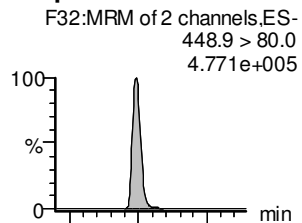
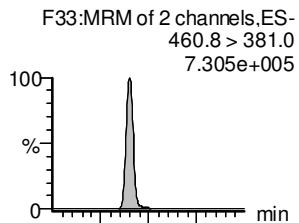
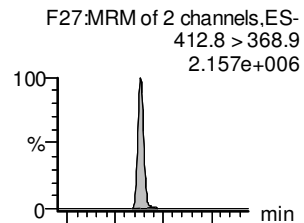
PFECheS

PFHpS

7:3 FTCA

PFNA

PFOSA



13C2-PFOA-EIS

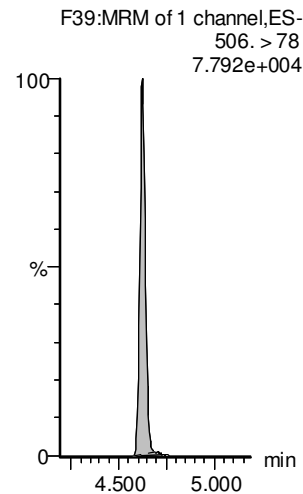
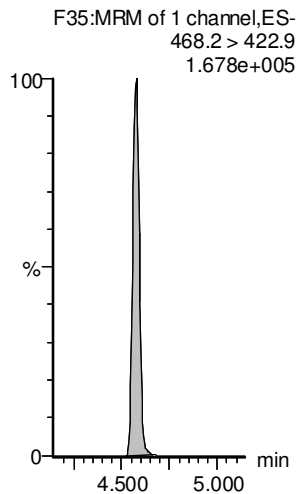
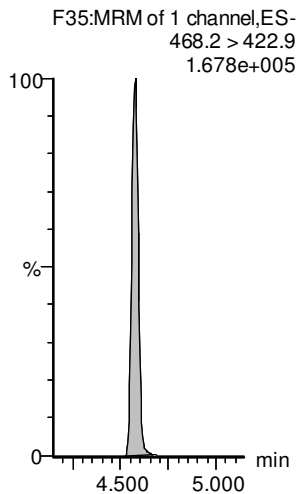
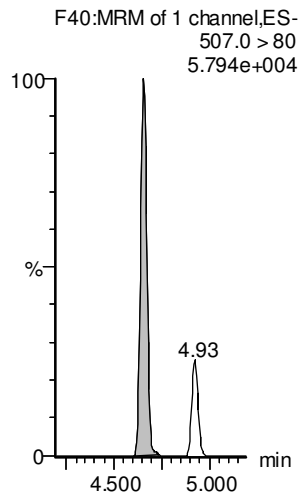
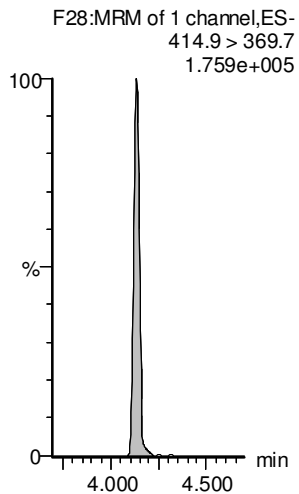
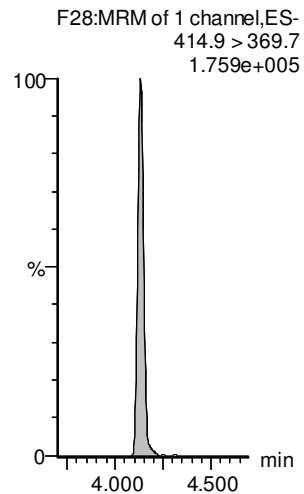
13C2-PFOA-EIS

13C8-PFOS-EIS

13C5-PFNA-EIS

13C5-PFNA-EIS

13C8-PFOSA-EIS



Dataset: F:\Projects\PFAS.PRO\Results\210515M2\210515M2-CRV.qld

Last Altered: Monday, May 17, 2021 09:01:46 Pacific Daylight Time

Printed: Monday, May 17, 2021 09:01:55 Pacific Daylight Time

VY 5/17/2021

Name: 210515M2_15, Date: 15-May-2021, Time: 16:19:46, ID: ST210515M2-8 PFC CS5 21D2808, Description: PFC CS5 21D2808

L-PFOS

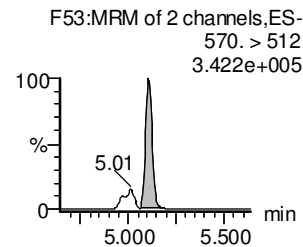
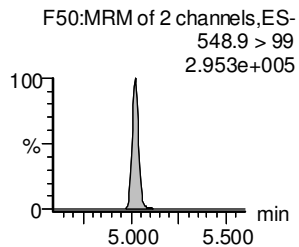
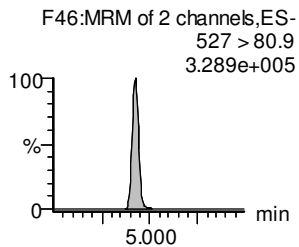
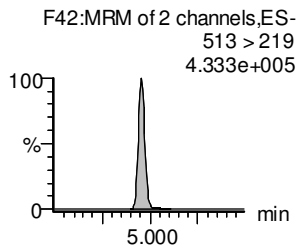
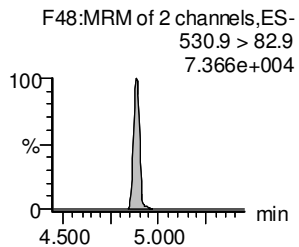
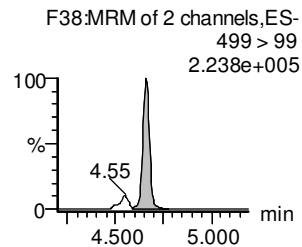
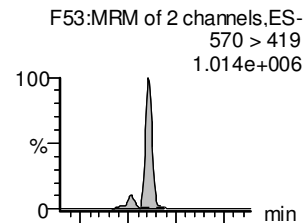
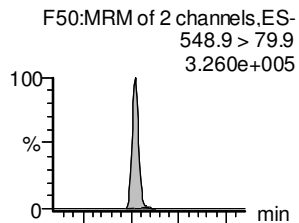
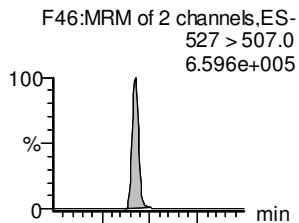
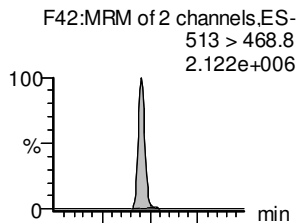
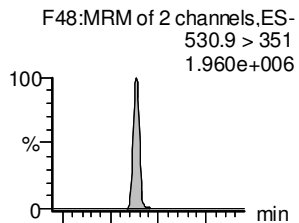
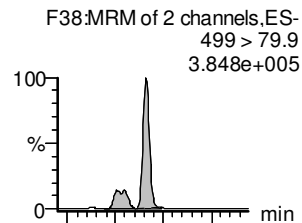
9CI-PF3ONS

PFDA

8:2 FTS

PFNS

L-MeFOSAA



13C8-PFOS-EIS

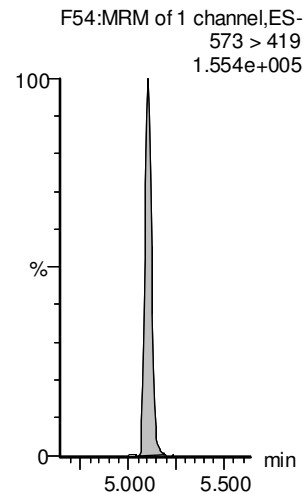
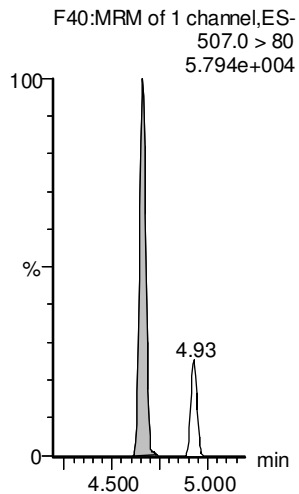
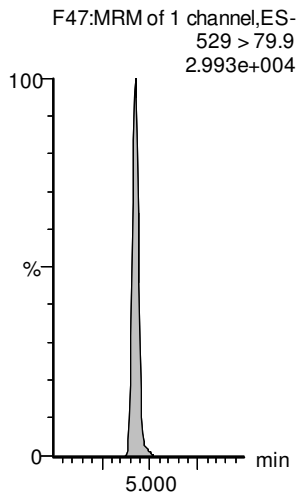
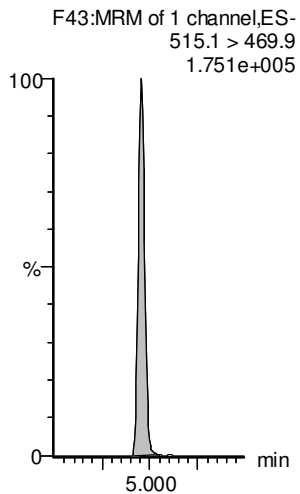
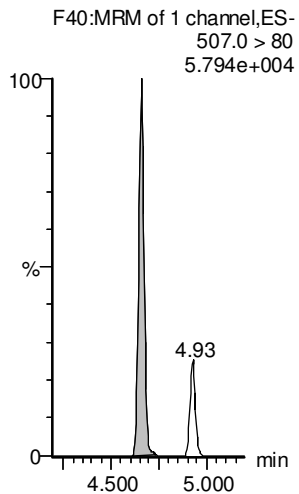
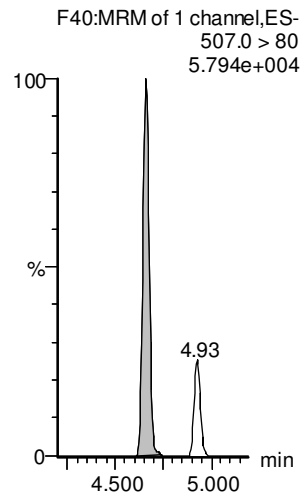
13C8-PFOS-EIS

13C2-PFDA-EIS

13C2-8:2 FTS-EIS

13C8-PFOS-EIS

d3-N-MeFOSAA-EIS



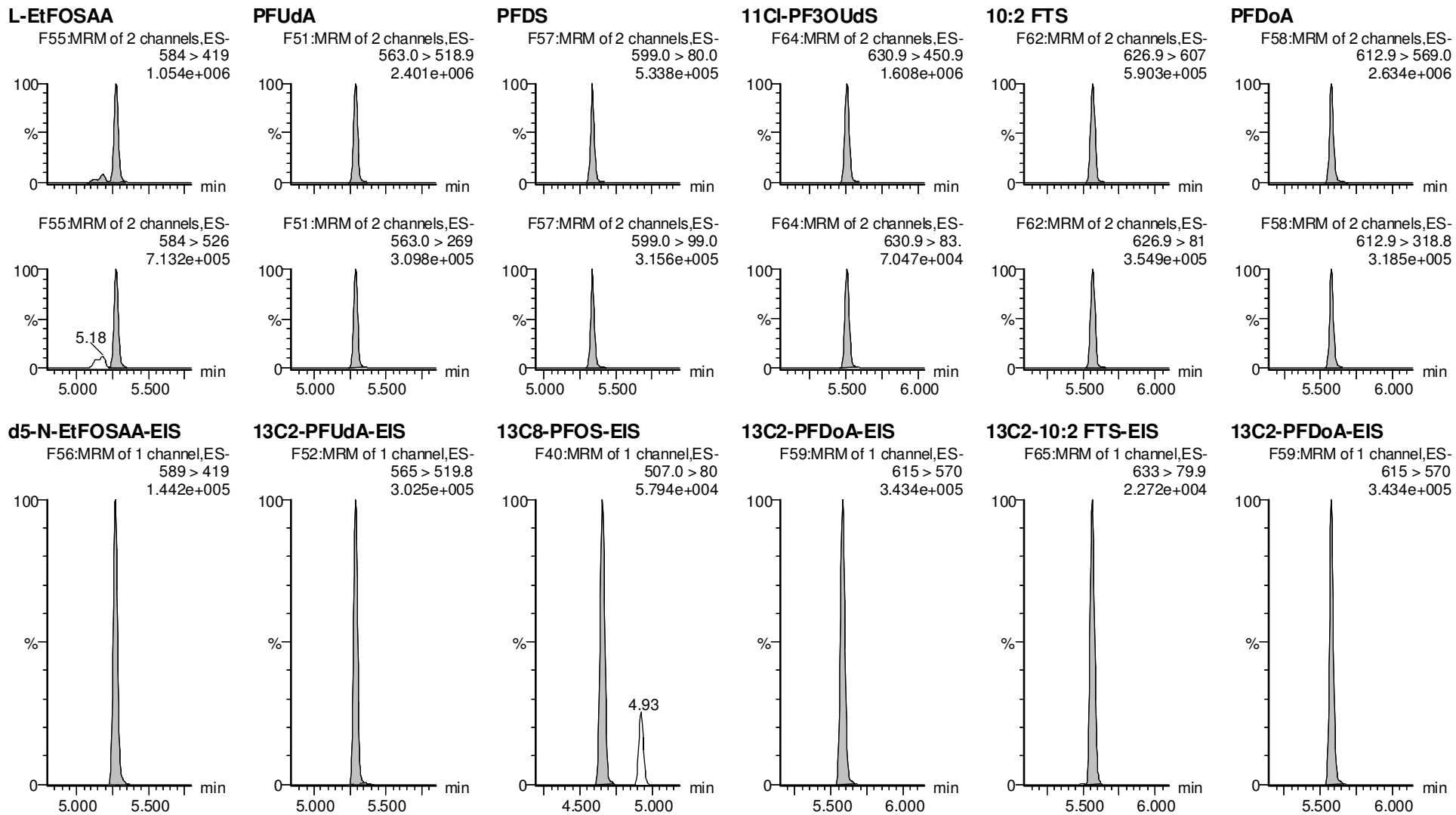
Dataset: F:\Projects\PFAS.PRO\Results\210515M2\210515M2-CRV.qld

Last Altered: Monday, May 17, 2021 09:01:46 Pacific Daylight Time

Printed: Monday, May 17, 2021 09:01:55 Pacific Daylight Time

VY 5/17/2021

Name: 210515M2_15, Date: 15-May-2021, Time: 16:19:46, ID: ST210515M2-8 PFC CS5 21D2808, Description: PFC CS5 21D2808



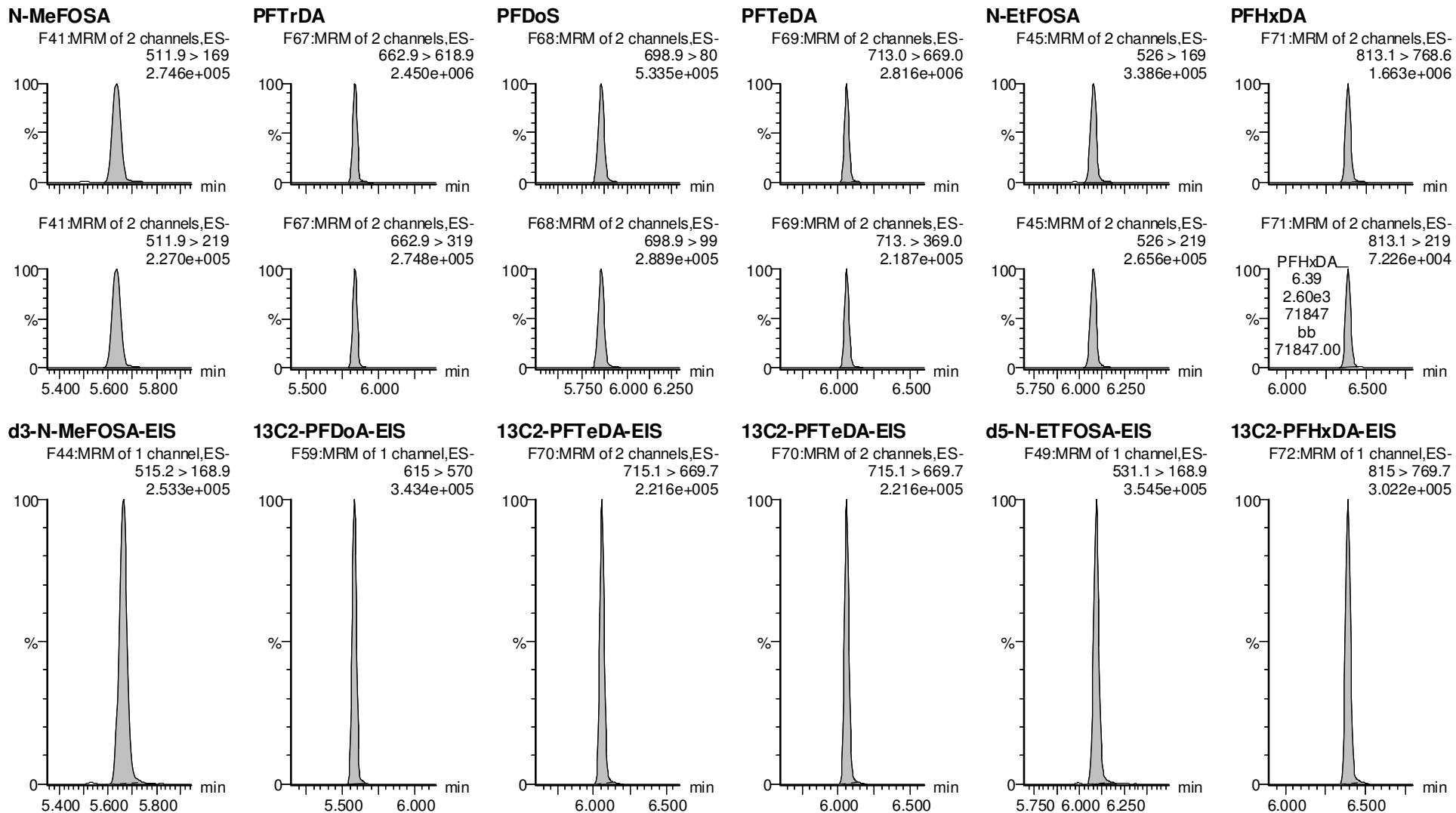
Dataset: F:\Projects\PFAS.PRO\Results\210515M2\210515M2-CRV.qld

Last Altered: Monday, May 17, 2021 09:01:46 Pacific Daylight Time

Printed: Monday, May 17, 2021 09:01:55 Pacific Daylight Time

VY 5/17/2021

Name: 210515M2_15, Date: 15-May-2021, Time: 16:19:46, ID: ST210515M2-8 PFC CS5 21D2808, Description: PFC CS5 21D2808



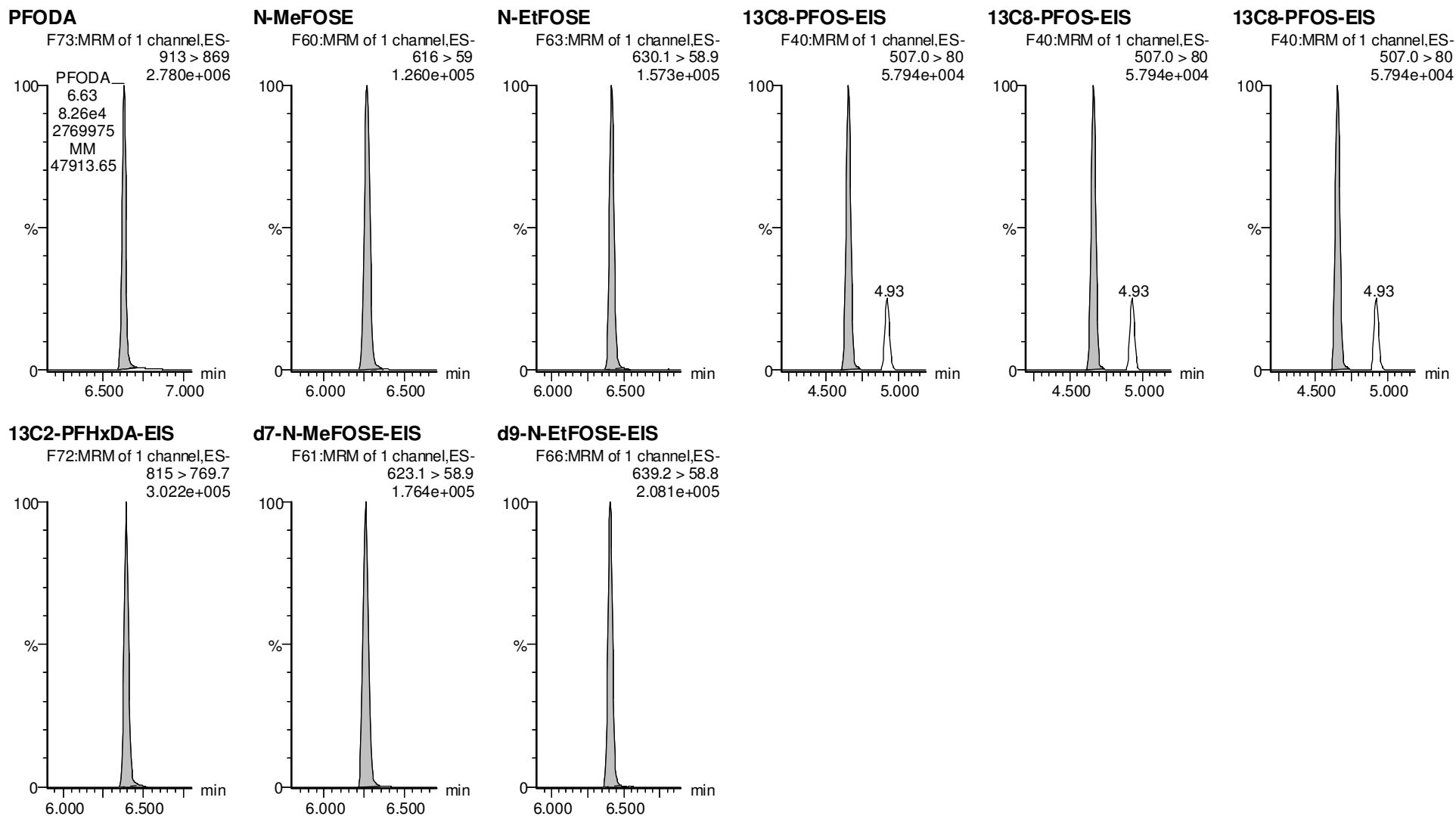
Dataset: F:\Projects\PFAS.PRO\Results\210515M2\210515M2-CRV.qld

Last Altered: Monday, May 17, 2021 09:01:46 Pacific Daylight Time

Printed: Monday, May 17, 2021 09:01:55 Pacific Daylight Time

VY 5/17/2021

Name: 210515M2_15, Date: 15-May-2021, Time: 16:19:46, ID: ST210515M2-8 PFC CS5 21D2808, Description: PFC CS5 21D2808



Dataset: F:\Projects\PFAS.PRO\Results\210515M2\210515M2-CRV.qld

Last Altered: Monday, May 17, 2021 09:01:46 Pacific Daylight Time

Printed: Monday, May 17, 2021 09:01:55 Pacific Daylight Time

VY 5/17/2021

Name: 210515M2_16, Date: 15-May-2021, Time: 16:30:08, ID: ST210515M2-9 PFC CS6 21D2809, Description: PFC CS6 21D2809

PFBA

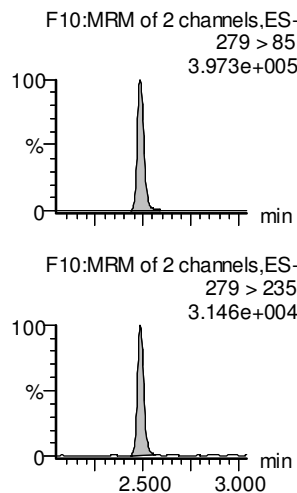
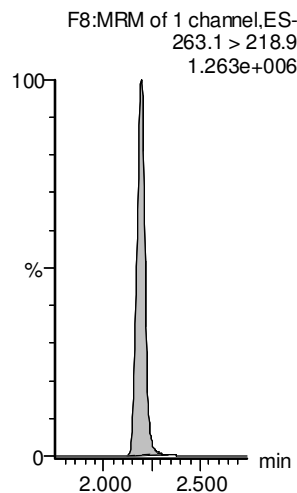
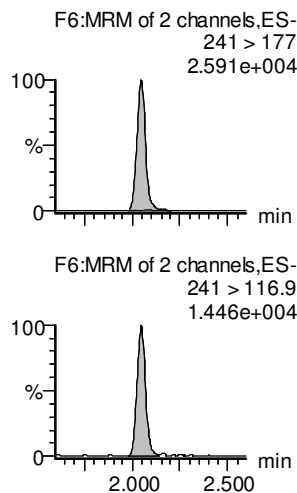
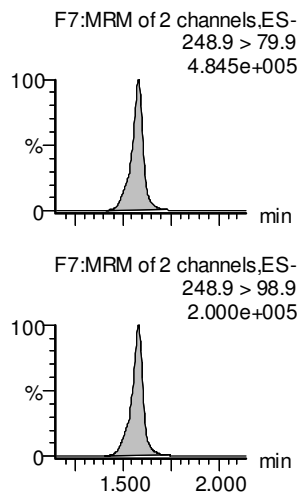
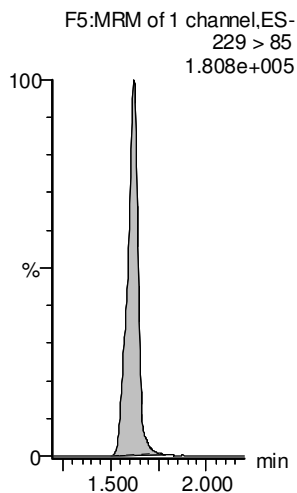
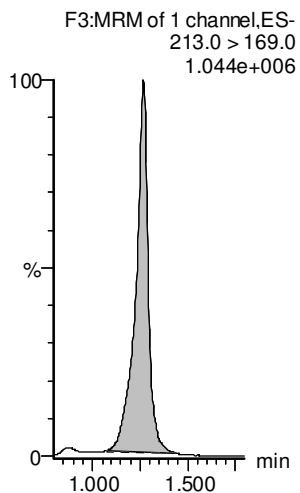
PFMPA

PFPrS

3:3 FTCA

PFPeA

PFMBA



13C3-PFBA-EIS

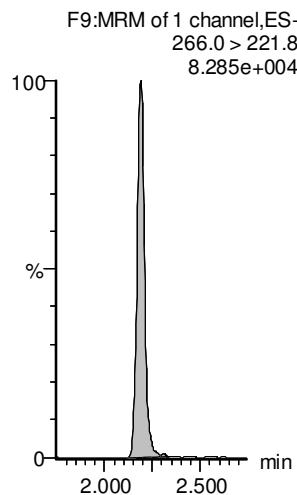
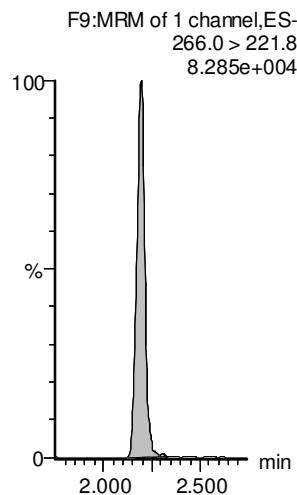
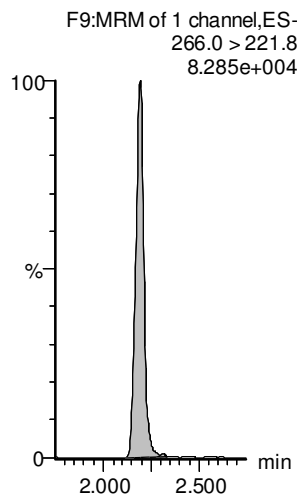
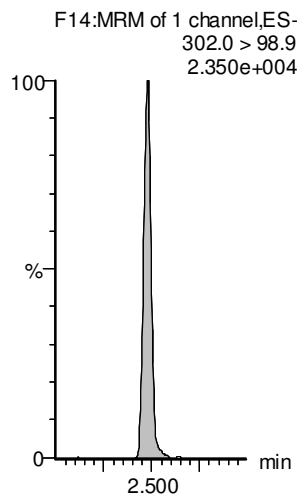
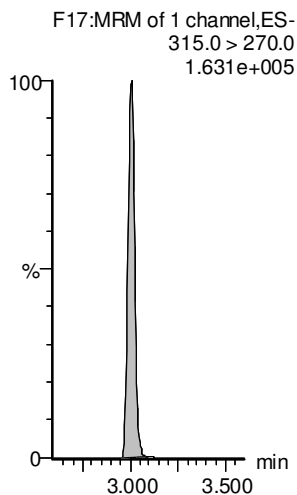
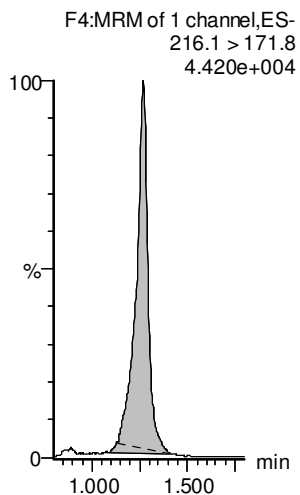
13C2-PFHxA-EIS

13C3-PFBS-EIS

13C3-PFPeA-EIS

13C3-PFPeA-EIS

13C3-PFPeA-EIS



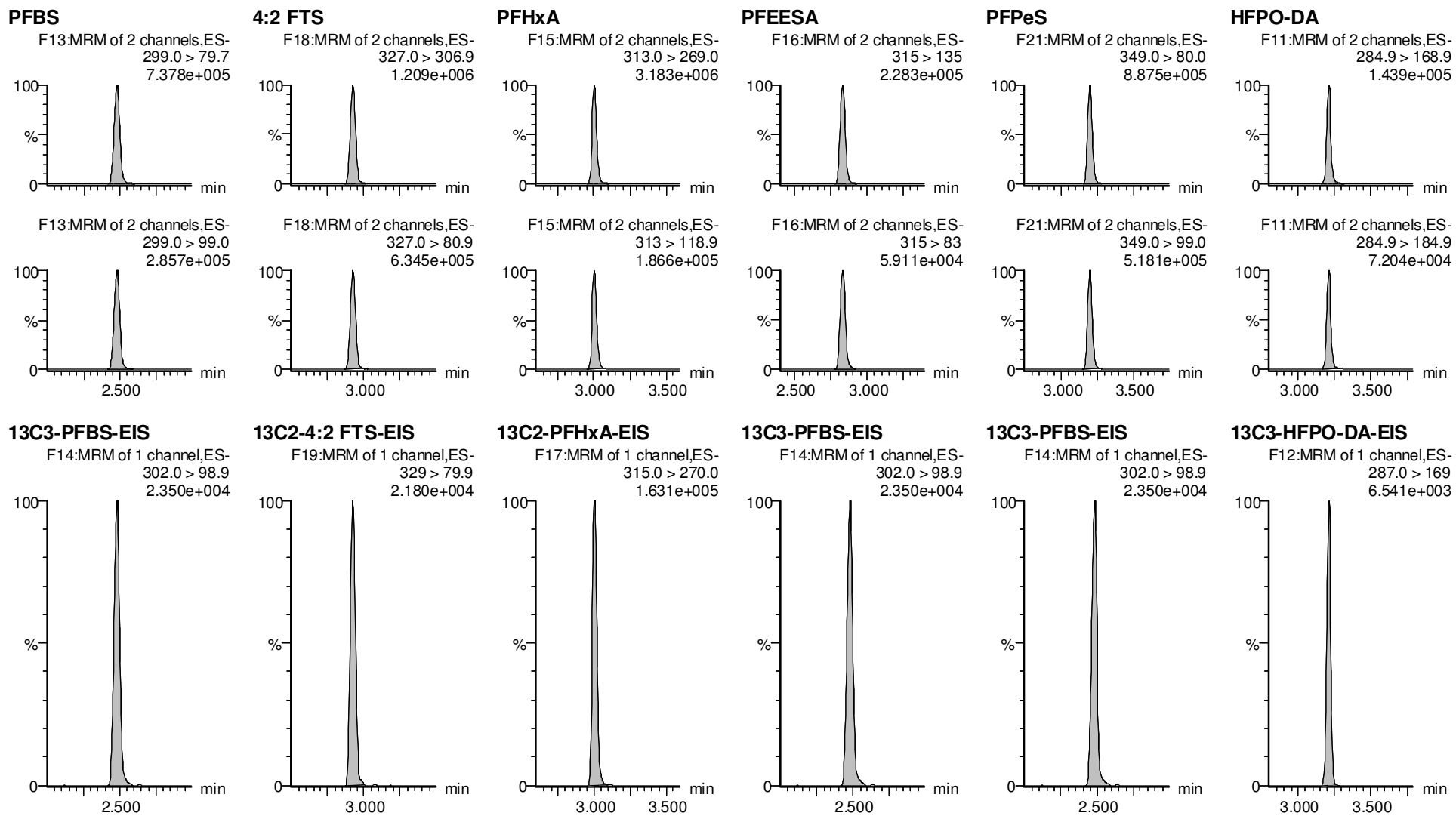
Dataset: F:\Projects\PFAS.PRO\Results\210515M2\210515M2-CRV.qld

Last Altered: Monday, May 17, 2021 09:01:46 Pacific Daylight Time

Printed: Monday, May 17, 2021 09:01:55 Pacific Daylight Time

VY 5/17/2021

Name: 210515M2_16, Date: 15-May-2021, Time: 16:30:08, ID: ST210515M2-9 PFC CS6 21D2809, Description: PFC CS6 21D2809



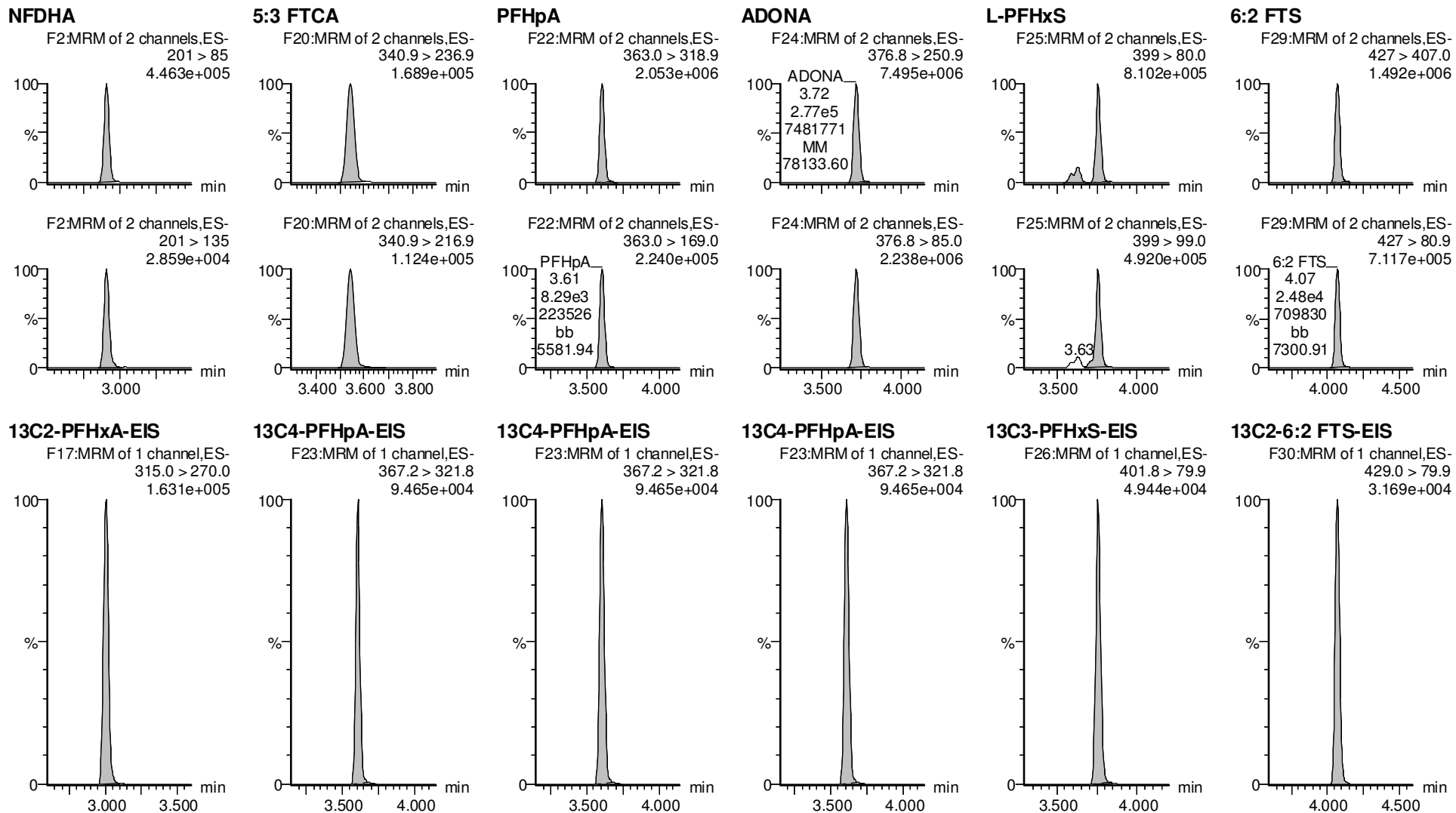
Dataset: F:\Projects\PFAS.PRO\Results\210515M2\210515M2-CRV.qld

Last Altered: Monday, May 17, 2021 09:01:46 Pacific Daylight Time

Printed: Monday, May 17, 2021 09:01:55 Pacific Daylight Time

VY 5/17/2021

Name: 210515M2_16, Date: 15-May-2021, Time: 16:30:08, ID: ST210515M2-9 PFC CS6 21D2809, Description: PFC CS6 21D2809



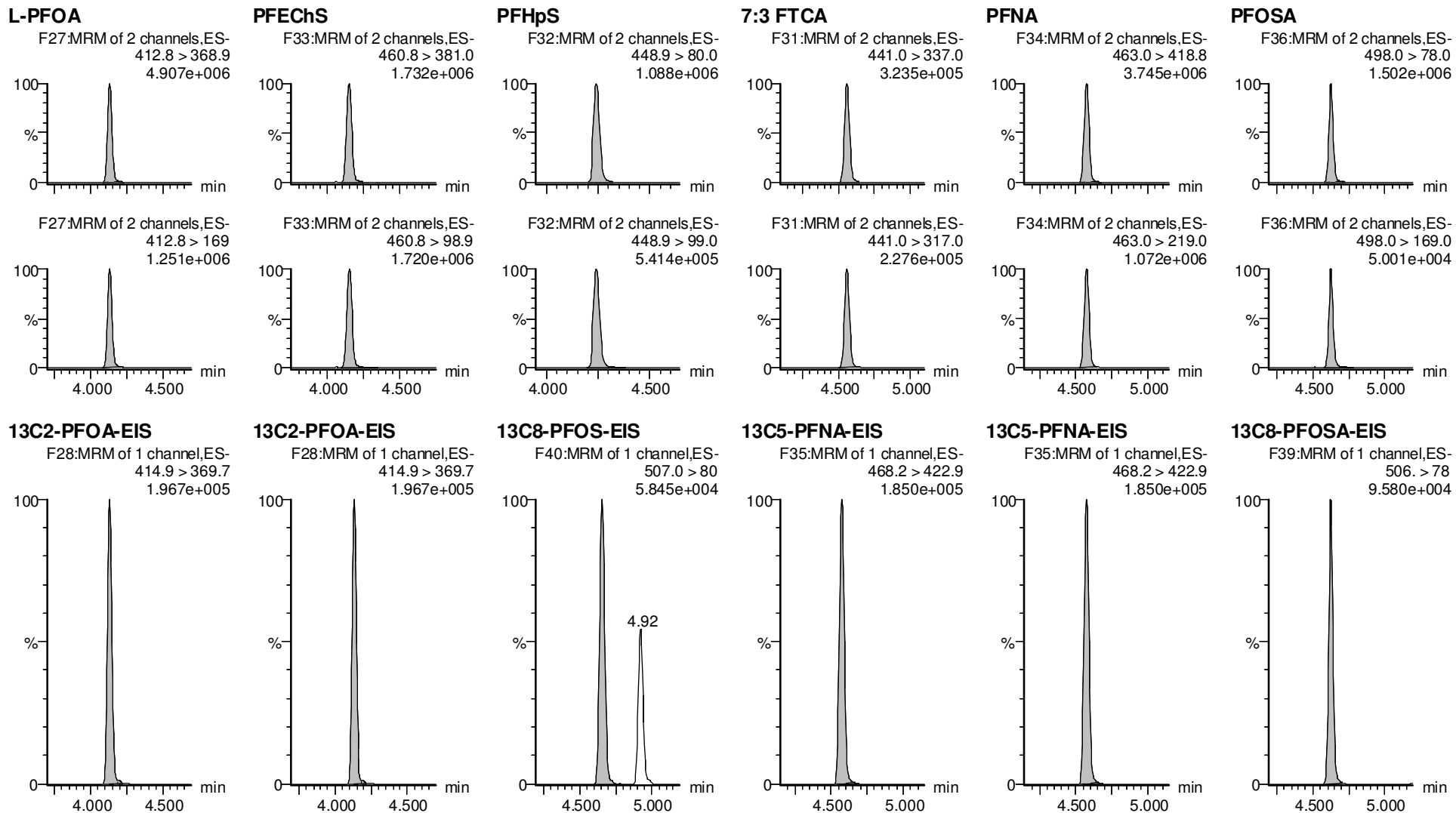
Dataset: F:\Projects\PFAS.PRO\Results\210515M2\210515M2-CRV.qld

Last Altered: Monday, May 17, 2021 09:01:46 Pacific Daylight Time

Printed: Monday, May 17, 2021 09:01:55 Pacific Daylight Time

VY 5/17/2021

Name: 210515M2_16, Date: 15-May-2021, Time: 16:30:08, ID: ST210515M2-9 PFC CS6 21D2809, Description: PFC CS6 21D2809



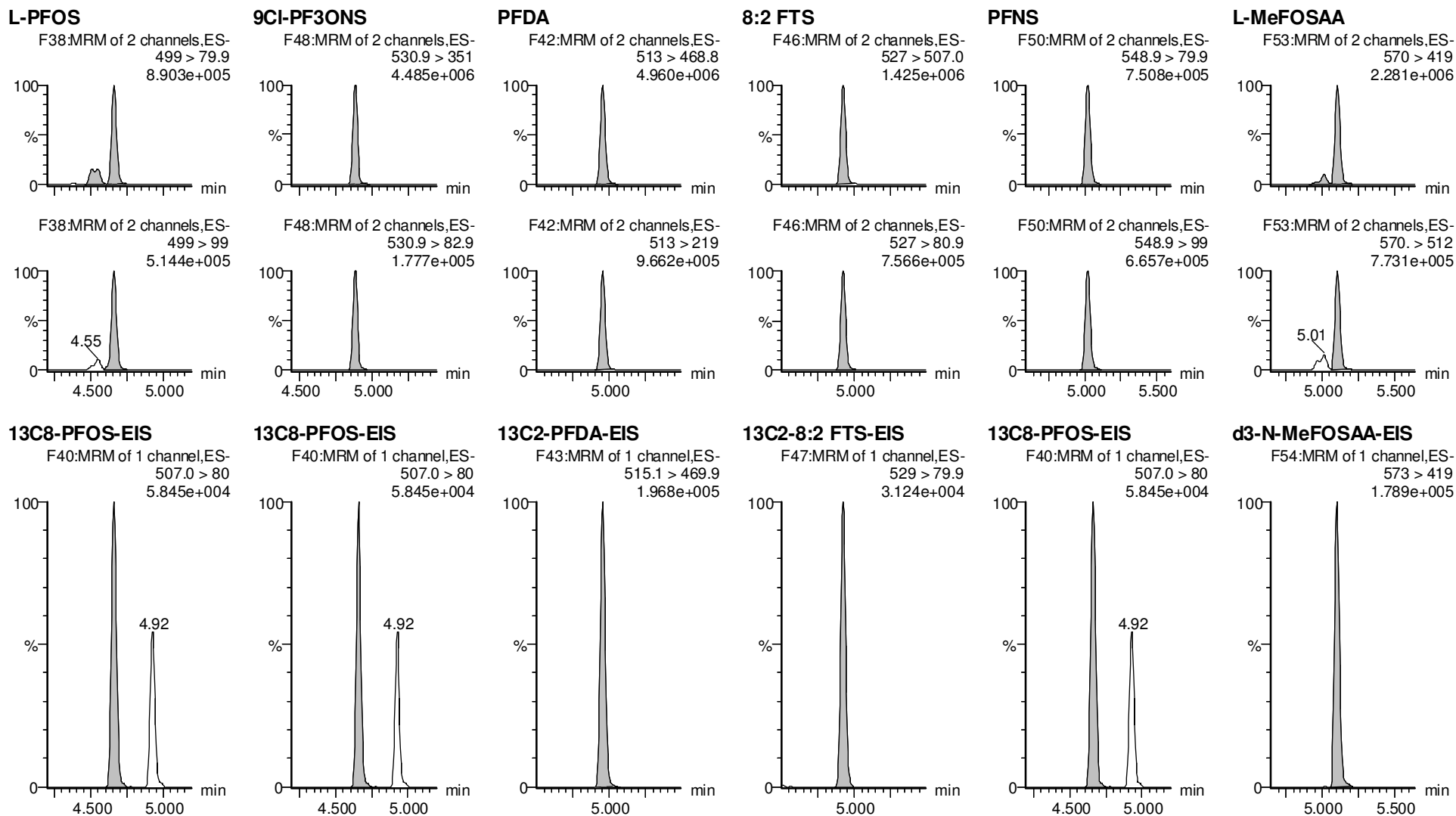
Dataset: F:\Projects\PFAS.PRO\Results\210515M2\210515M2-CRV.qld

Last Altered: Monday, May 17, 2021 09:01:46 Pacific Daylight Time

Printed: Monday, May 17, 2021 09:01:55 Pacific Daylight Time

VY 5/17/2021

Name: 210515M2_16, Date: 15-May-2021, Time: 16:30:08, ID: ST210515M2-9 PFC CS6 21D2809, Description: PFC CS6 21D2809



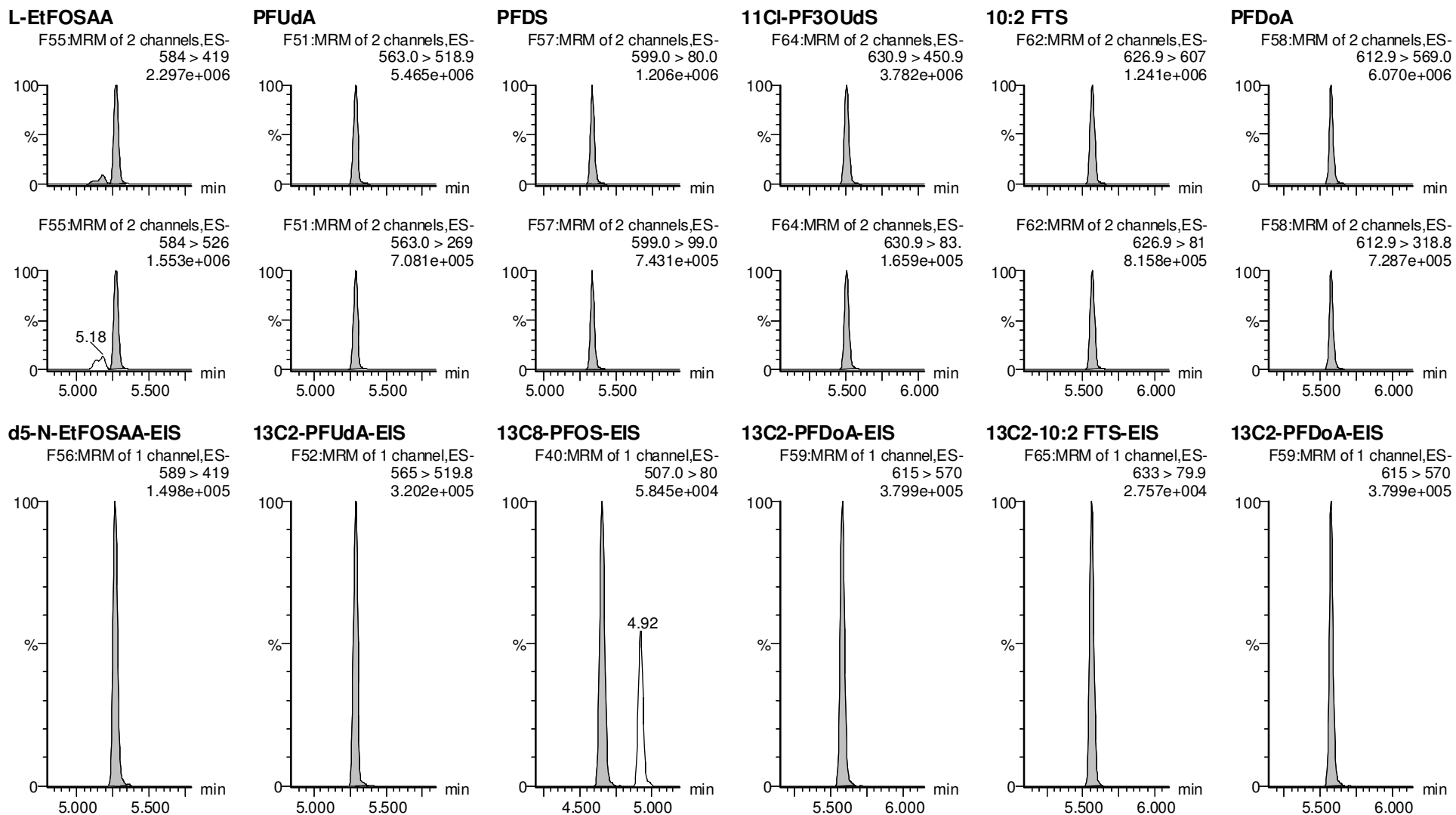
Dataset: F:\Projects\PFAS.PRO\Results\210515M2\210515M2-CRV.qld

Last Altered: Monday, May 17, 2021 09:01:46 Pacific Daylight Time

Printed: Monday, May 17, 2021 09:01:55 Pacific Daylight Time

VY 5/17/2021

Name: 210515M2_16, Date: 15-May-2021, Time: 16:30:08, ID: ST210515M2-9 PFC CS6 21D2809, Description: PFC CS6 21D2809



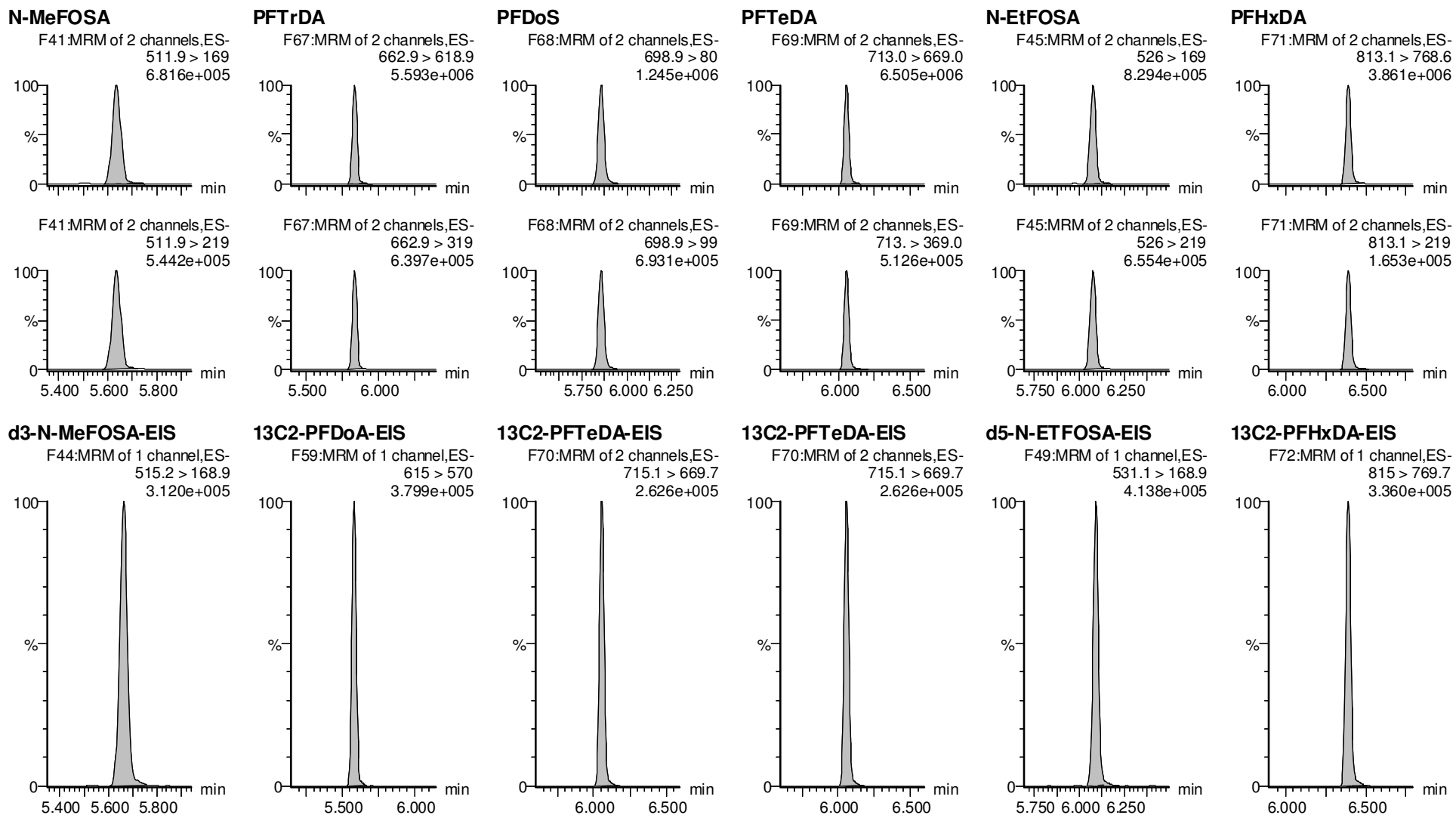
Dataset: F:\Projects\PFAS.PRO\Results\210515M2\210515M2-CRV.qld

Last Altered: Monday, May 17, 2021 09:01:46 Pacific Daylight Time

Printed: Monday, May 17, 2021 09:01:55 Pacific Daylight Time

VY 5/17/2021

Name: 210515M2_16, Date: 15-May-2021, Time: 16:30:08, ID: ST210515M2-9 PFC CS6 21D2809, Description: PFC CS6 21D2809



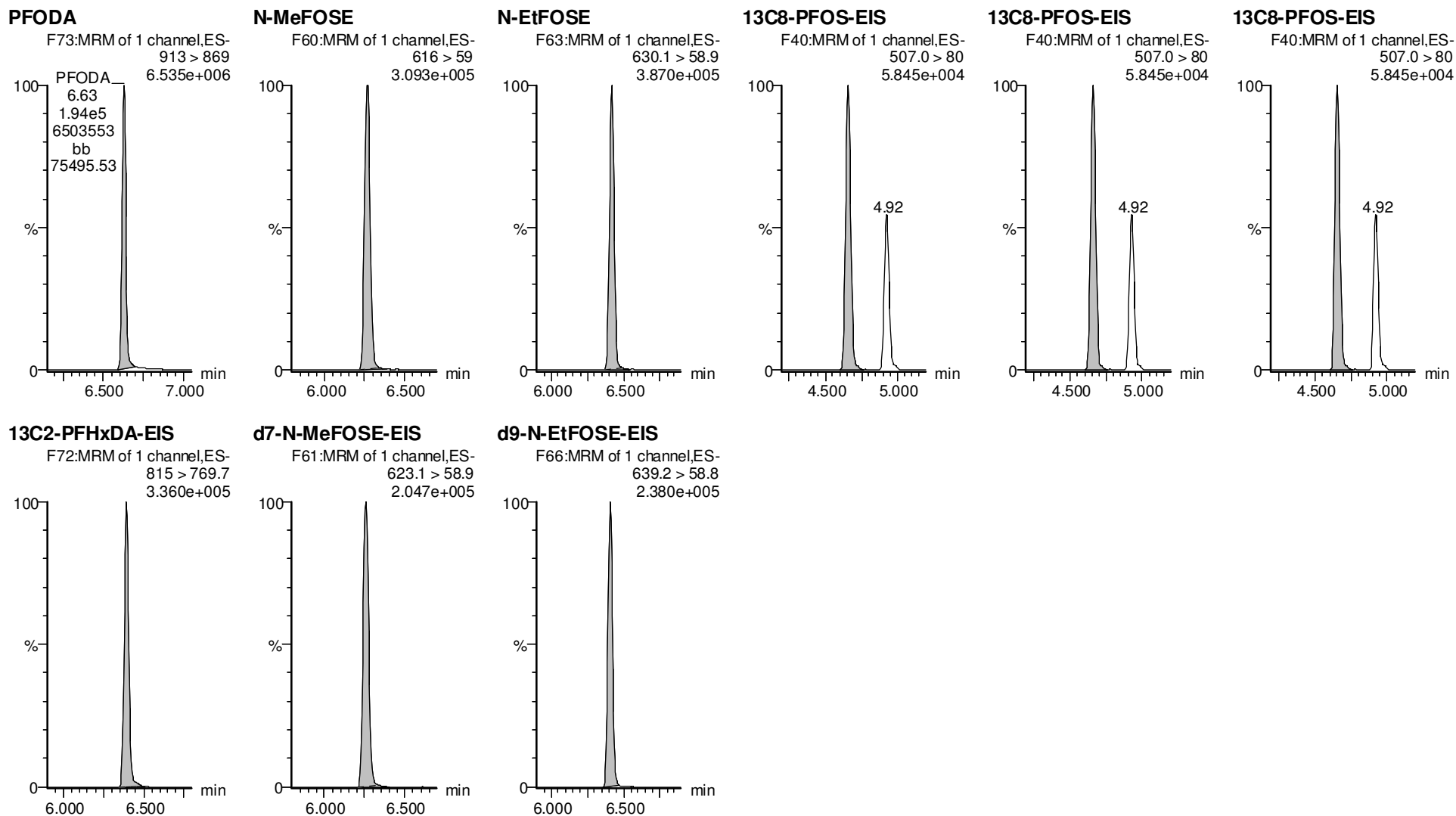
Dataset: F:\Projects\PFAS.PRO\Results\210515M2\210515M2-CRV.qld

Last Altered: Monday, May 17, 2021 09:01:46 Pacific Daylight Time

Printed: Monday, May 17, 2021 09:01:55 Pacific Daylight Time

VY 5/17/2021

Name: 210515M2_16, Date: 15-May-2021, Time: 16:30:08, ID: ST210515M2-9 PFC CS6 21D2809, Description: PFC CS6 21D2809



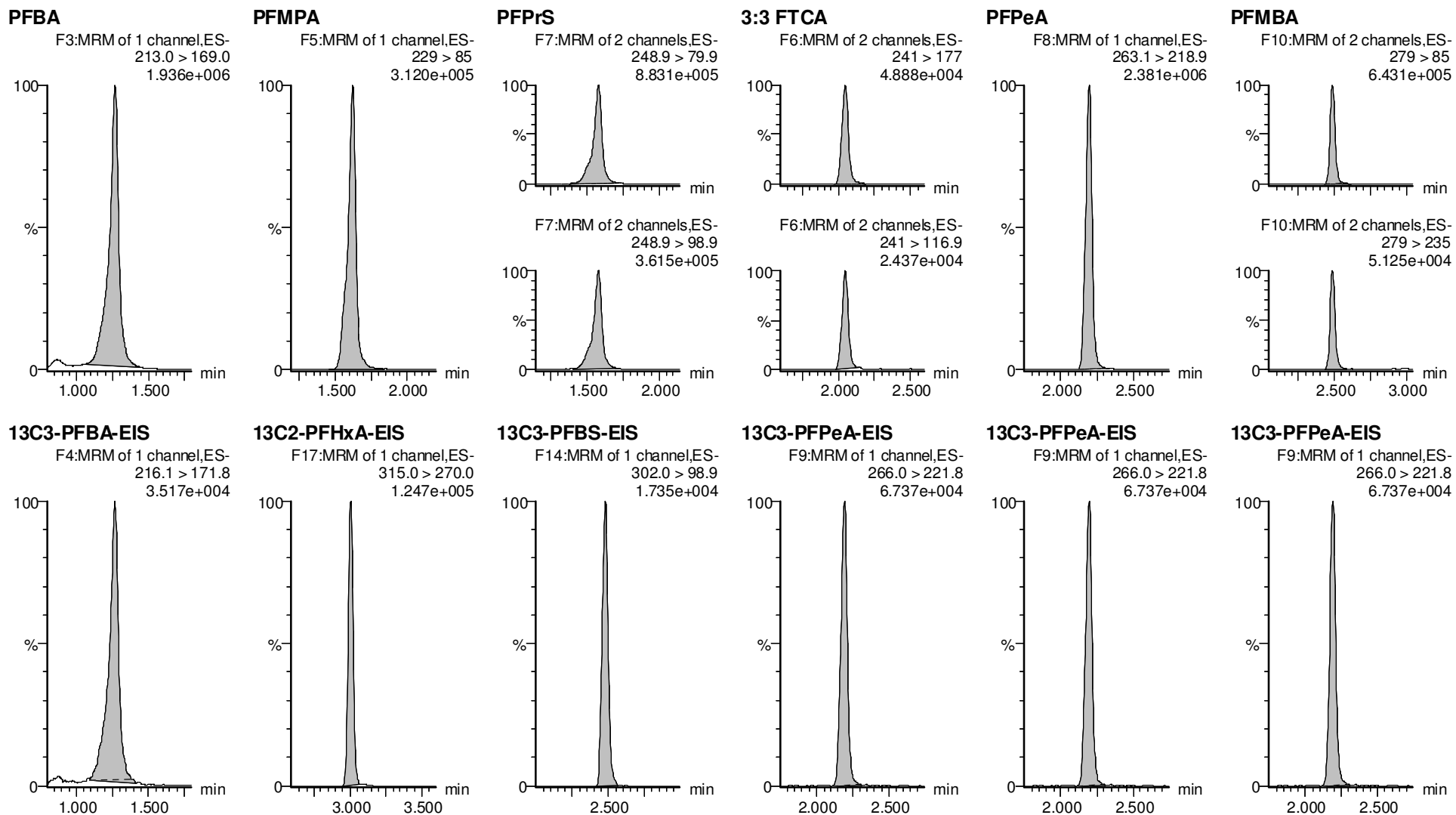
Dataset: F:\Projects\PFAS.PRO\Results\210515M2\210515M2-CRV.qld

Last Altered: Monday, May 17, 2021 09:01:46 Pacific Daylight Time

Printed: Monday, May 17, 2021 09:01:55 Pacific Daylight Time

VY 5/17/2021

Name: 210515M2_17, Date: 15-May-2021, Time: 16:40:30, ID: ST210515M2-10 PFC CS7 21D2810, Description: PFC CS7 21D2810



Vista Analytical Laboratory

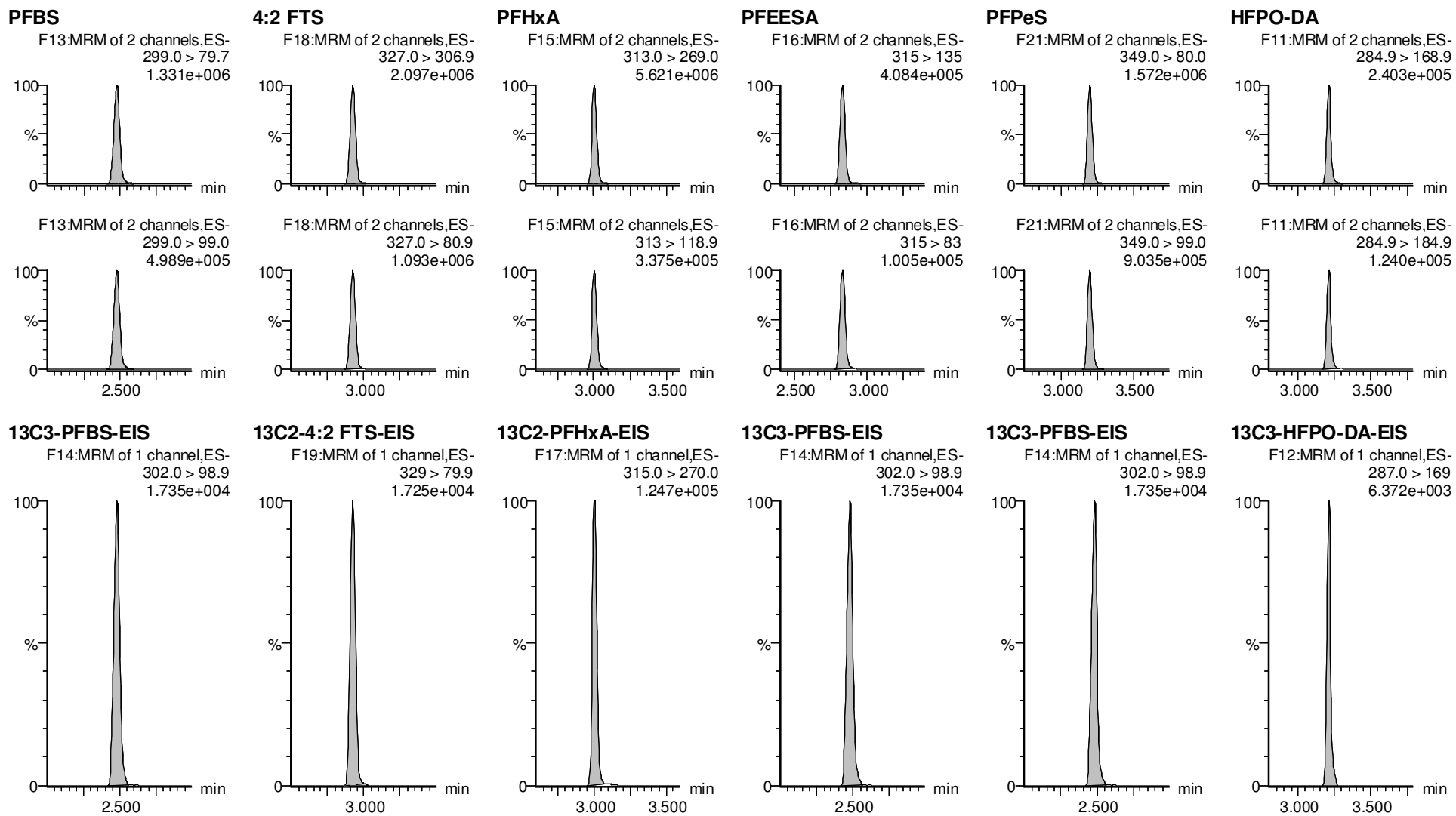
Dataset: F:\Projects\PFAS.PRO\Results\210515M2\210515M2-CRV.qld

Last Altered: Monday, May 17, 2021 09:01:46 Pacific Daylight Time

Printed: Monday, May 17, 2021 09:01:55 Pacific Daylight Time

VY 5/17/2021

Name: 210515M2_17, Date: 15-May-2021, Time: 16:40:30, ID: ST210515M2-10 PFC CS7 21D2810, Description: PFC CS7 21D2810



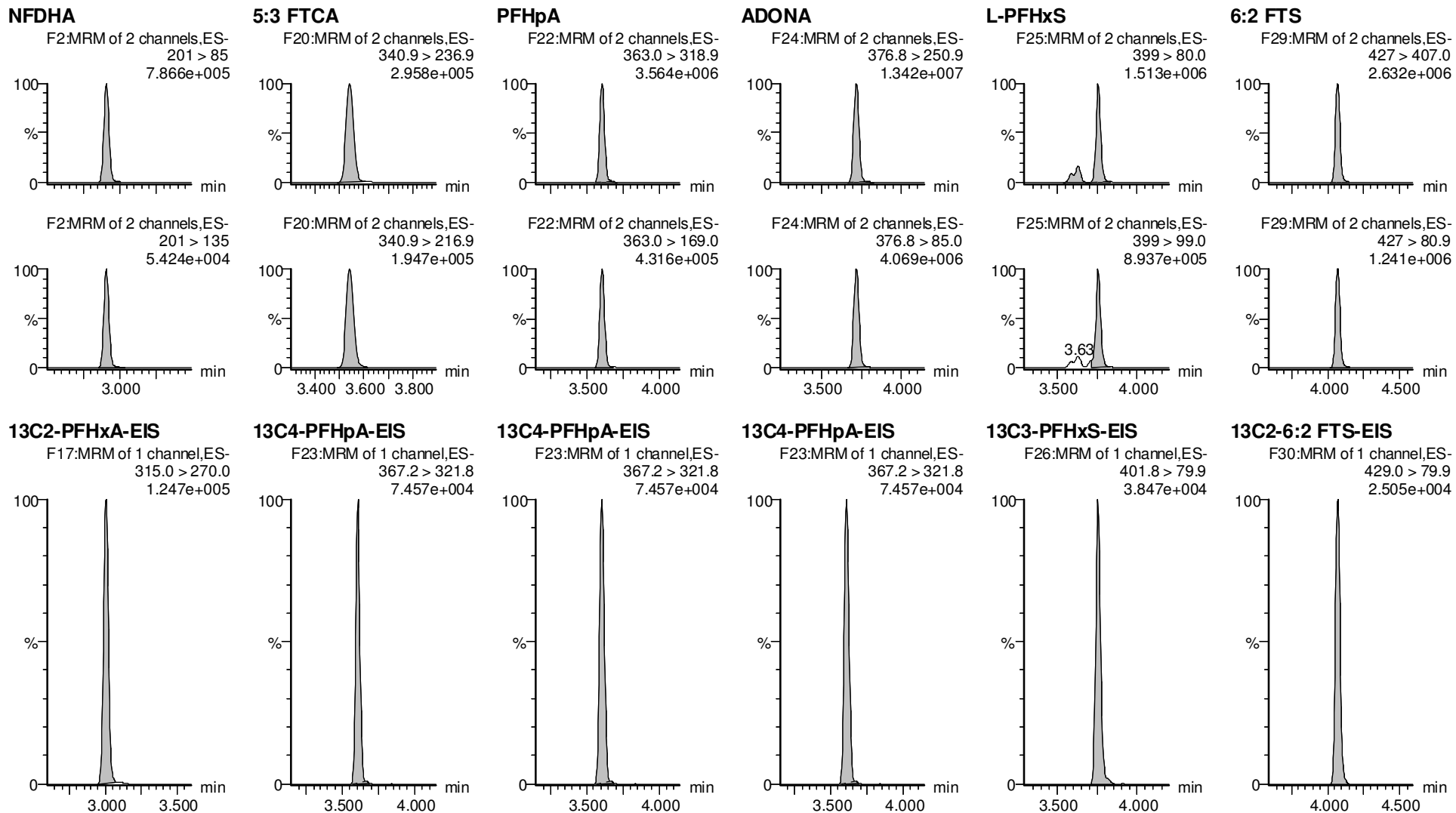
Dataset: F:\Projects\PFAS.PRO\Results\210515M2\210515M2-CRV.qld

Last Altered: Monday, May 17, 2021 09:01:46 Pacific Daylight Time

Printed: Monday, May 17, 2021 09:01:55 Pacific Daylight Time

VY 5/17/2021

Name: 210515M2_17, Date: 15-May-2021, Time: 16:40:30, ID: ST210515M2-10 PFC CS7 21D2810, Description: PFC CS7 21D2810



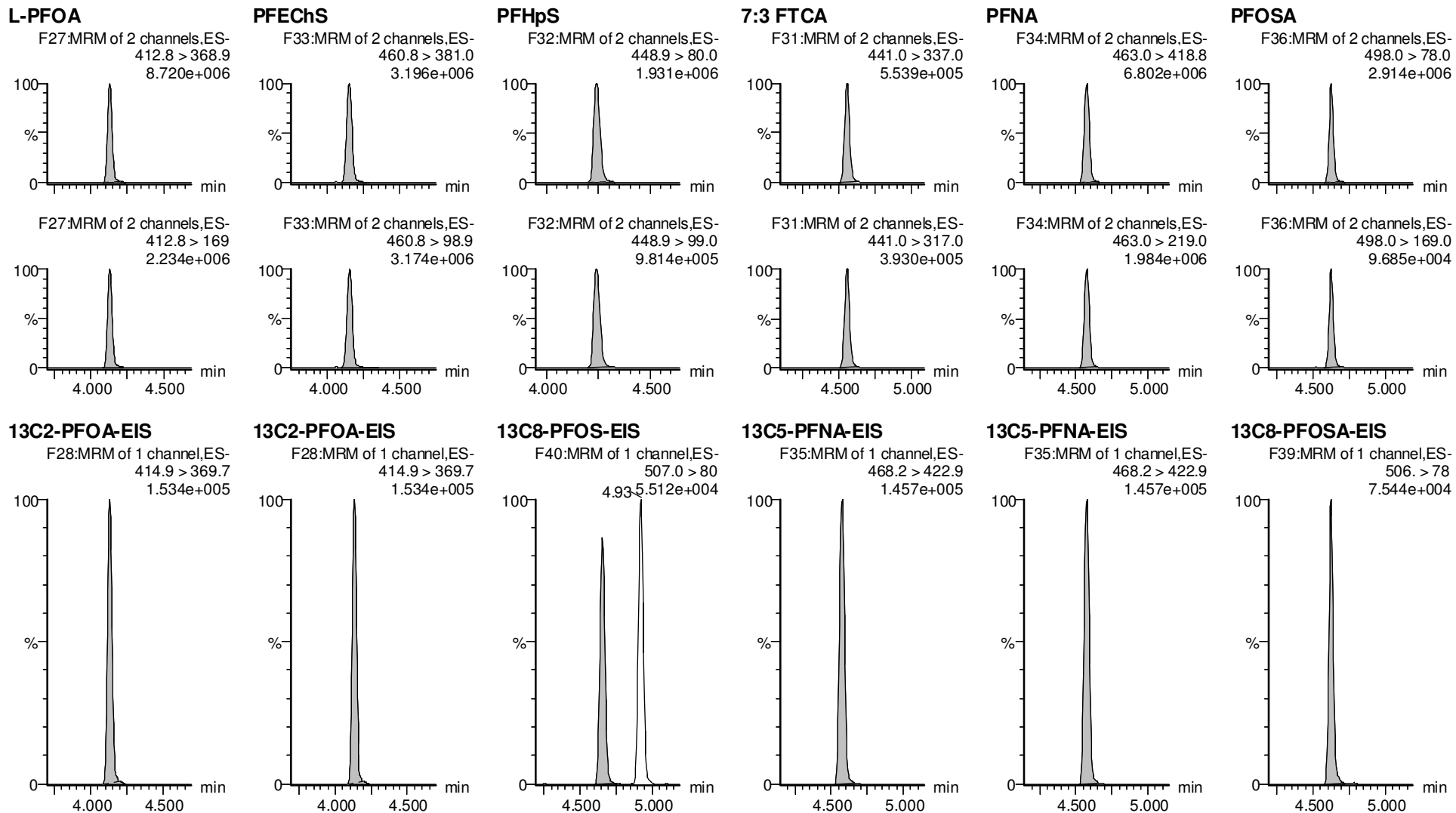
Dataset: F:\Projects\PFAS.PRO\Results\210515M2\210515M2-CRV.qld

Last Altered: Monday, May 17, 2021 09:01:46 Pacific Daylight Time

Printed: Monday, May 17, 2021 09:01:55 Pacific Daylight Time

VY 5/17/2021

Name: 210515M2_17, Date: 15-May-2021, Time: 16:40:30, ID: ST210515M2-10 PFC CS7 21D2810, Description: PFC CS7 21D2810



Dataset: F:\Projects\PFAS.PRO\Results\210515M2\210515M2-CRV.qld

Last Altered: Monday, May 17, 2021 09:01:46 Pacific Daylight Time

Printed: Monday, May 17, 2021 09:01:55 Pacific Daylight Time

VY 5/17/2021

Name: 210515M2_17, Date: 15-May-2021, Time: 16:40:30, ID: ST210515M2-10 PFC CS7 21D2810, Description: PFC CS7 21D2810

L-PFOS

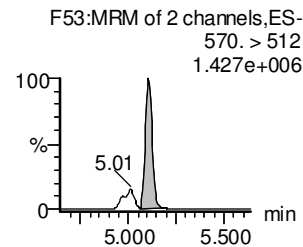
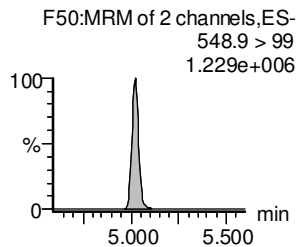
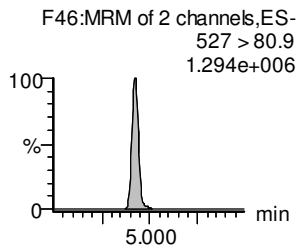
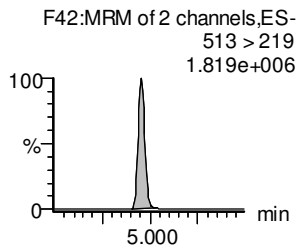
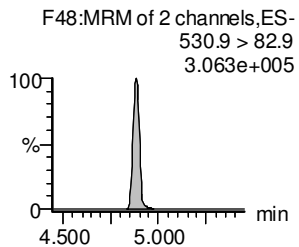
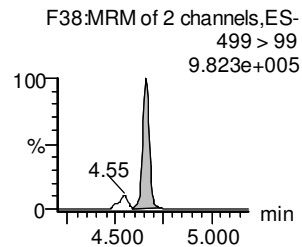
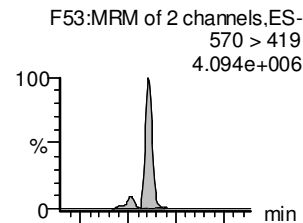
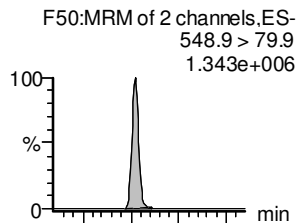
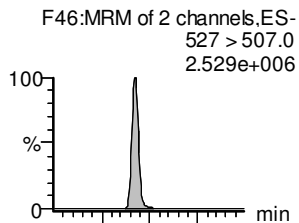
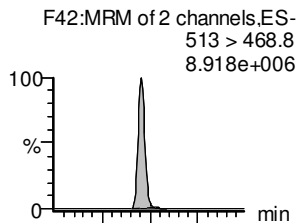
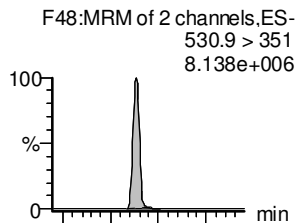
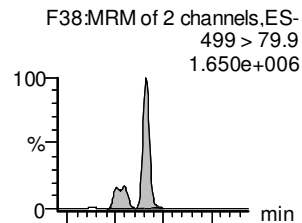
9CI-PF3ONS

PFDA

8:2 FTS

PFNS

L-MeFOSAA



13C8-PFOS-EIS

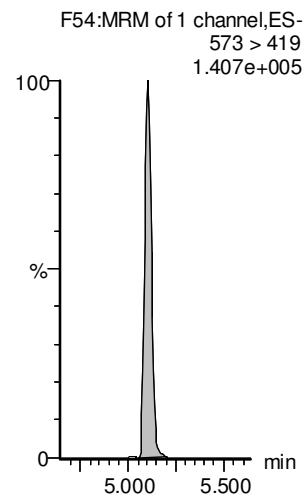
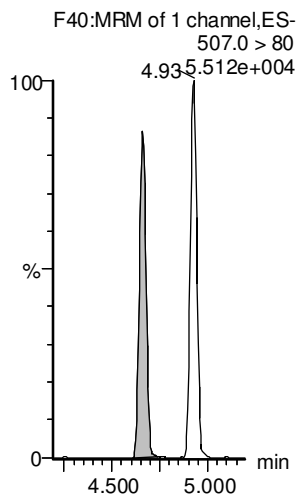
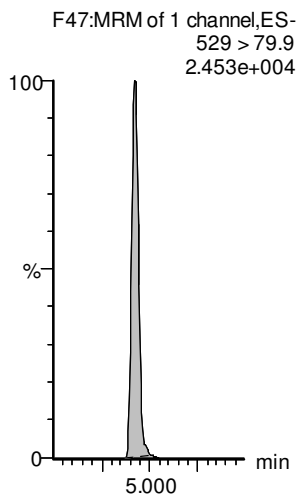
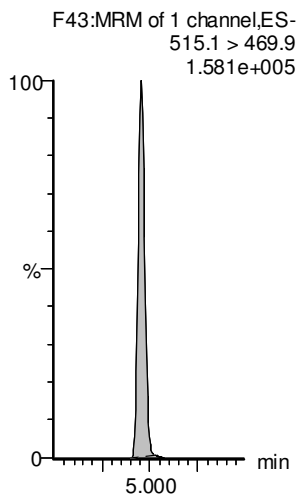
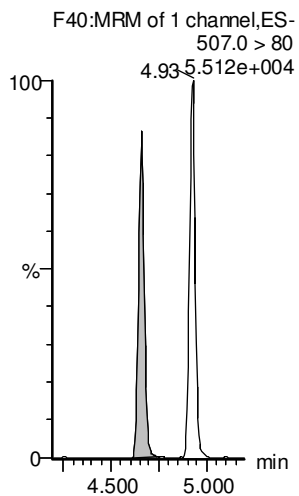
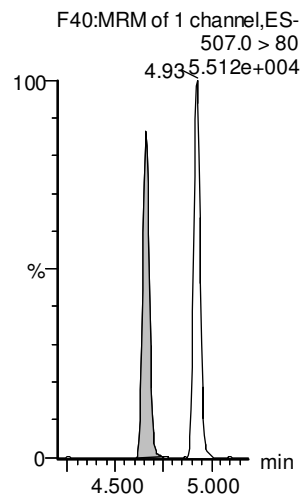
13C8-PFOS-EIS

13C2-PFDA-EIS

13C2-8:2 FTS-EIS

13C8-PFOS-EIS

d3-N-MeFOSAA-EIS



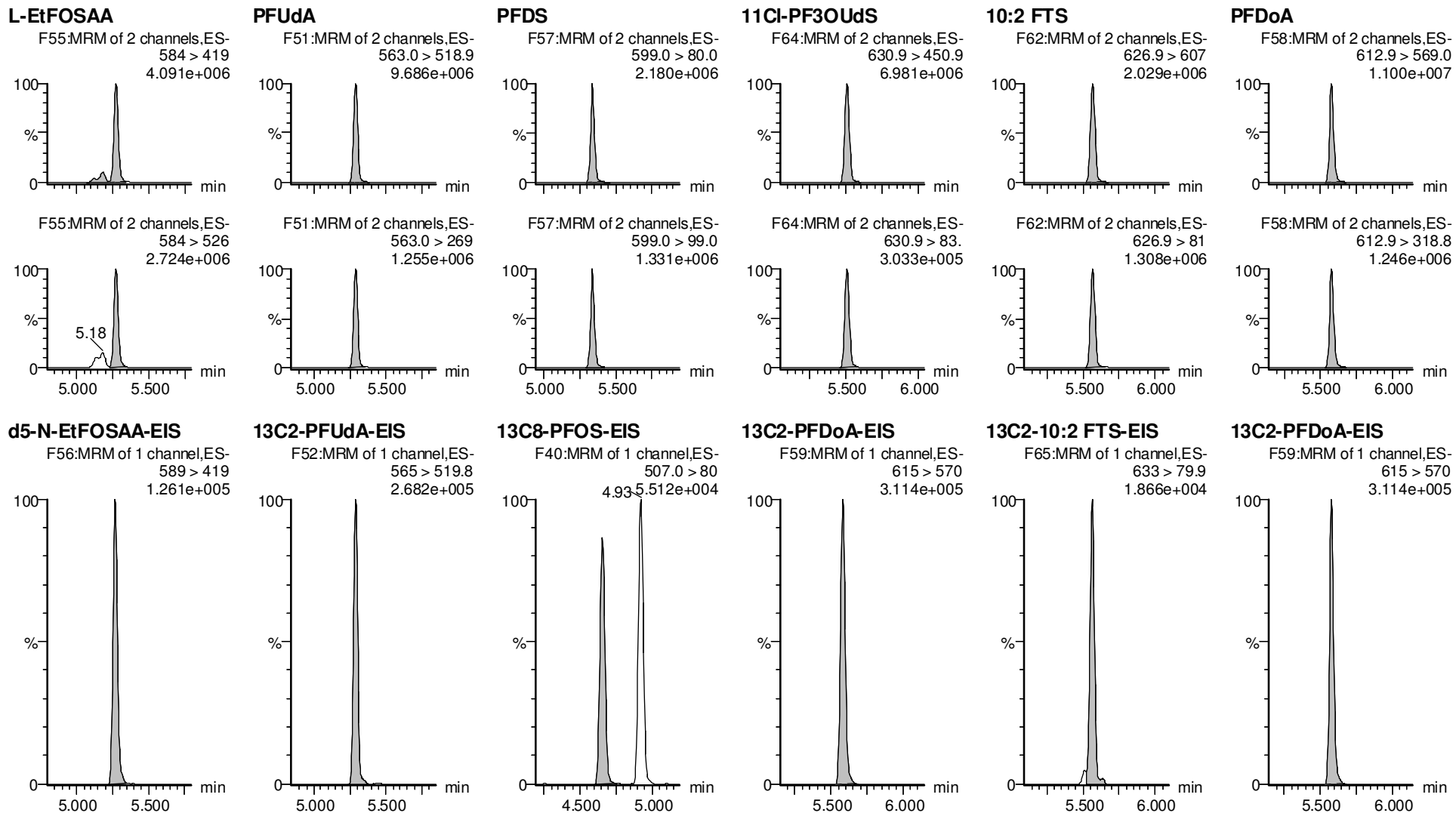
Dataset: F:\Projects\PFAS.PRO\Results\210515M2\210515M2-CRV.qld

Last Altered: Monday, May 17, 2021 09:01:46 Pacific Daylight Time

Printed: Monday, May 17, 2021 09:01:55 Pacific Daylight Time

VY 5/17/2021

Name: 210515M2_17, Date: 15-May-2021, Time: 16:40:30, ID: ST210515M2-10 PFC CS7 21D2810, Description: PFC CS7 21D2810



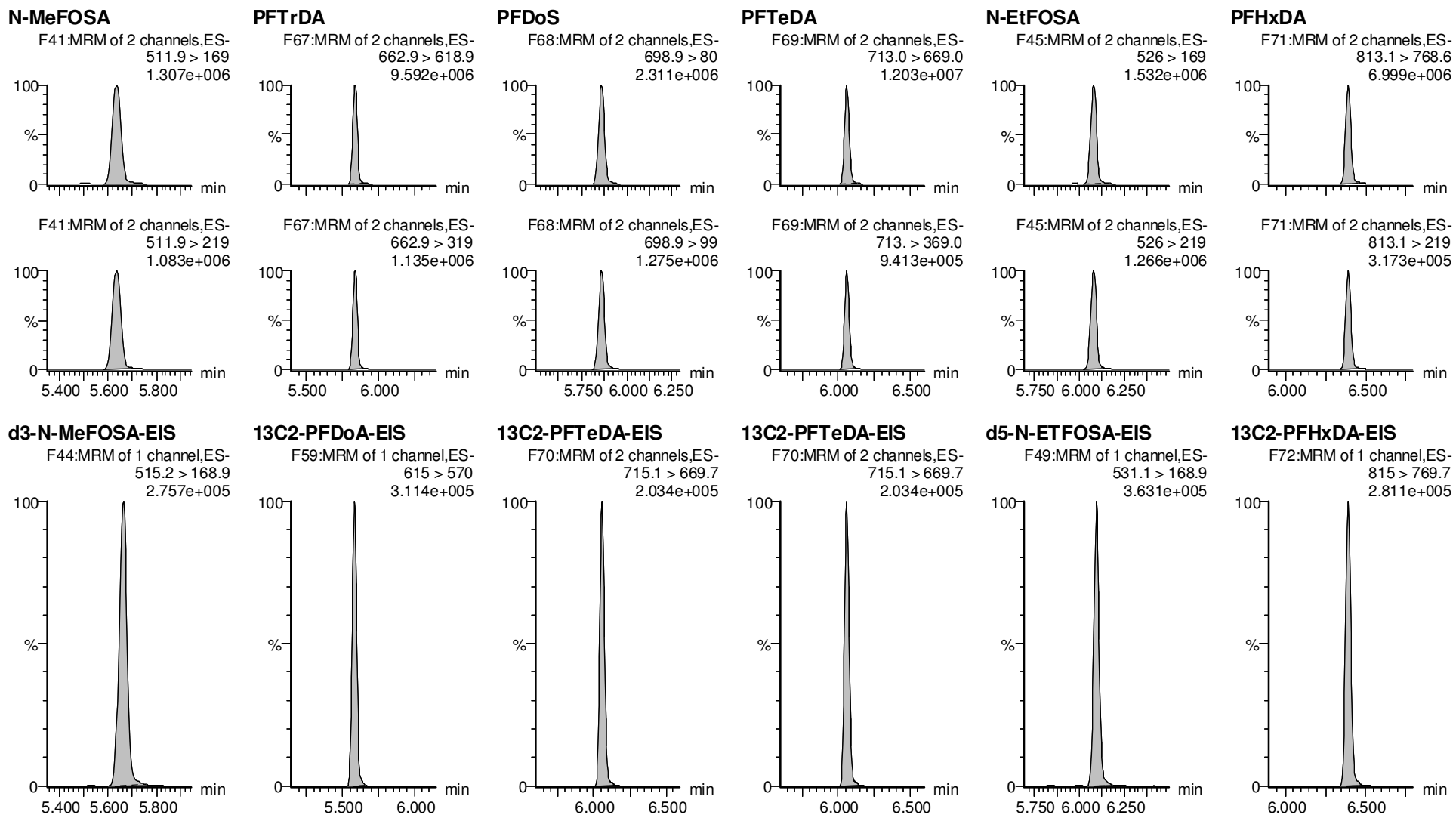
Dataset: F:\Projects\PFAS.PRO\Results\210515M2\210515M2-CRV.qld

Last Altered: Monday, May 17, 2021 09:01:46 Pacific Daylight Time

Printed: Monday, May 17, 2021 09:01:55 Pacific Daylight Time

VY 5/17/2021

Name: 210515M2_17, Date: 15-May-2021, Time: 16:40:30, ID: ST210515M2-10 PFC CS7 21D2810, Description: PFC CS7 21D2810



Vista Analytical Laboratory

Dataset: F:\Projects\PFAS.PRO\Results\210515M2\210515M2-CRV.qld

Last Altered: Monday, May 17, 2021 09:01:46 Pacific Daylight Time

Printed: Monday, May 17, 2021 09:01:55 Pacific Daylight Time

VY 5/17/2021

Name: 210515M2_17, Date: 15-May-2021, Time: 16:40:30, ID: ST210515M2-10 PFC CS7 21D2810, Description: PFC CS7 21D2810

PFODA

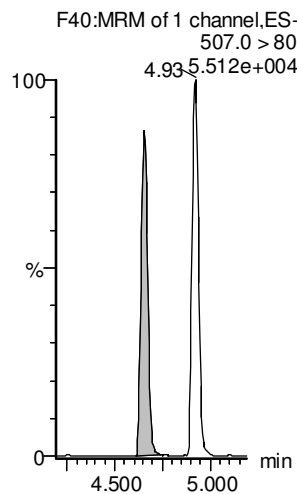
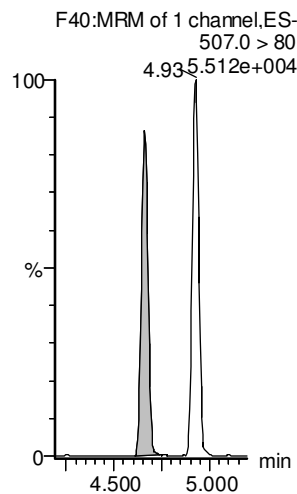
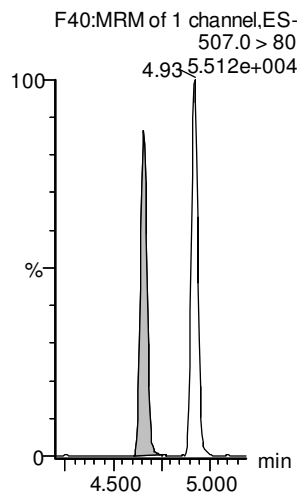
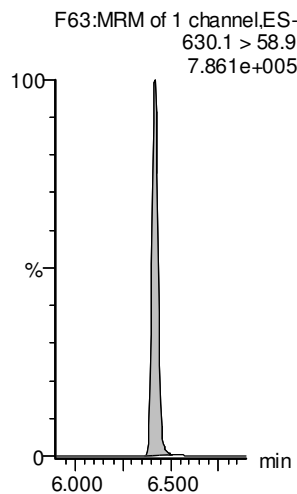
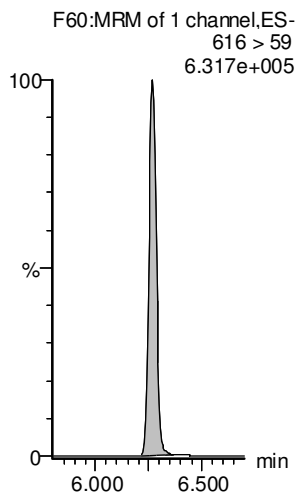
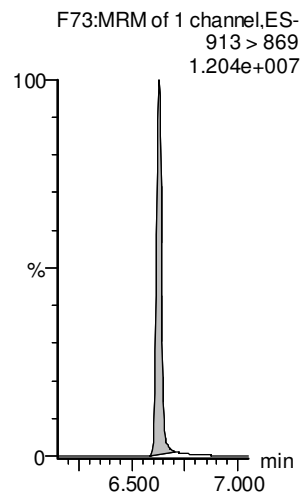
N-MeFOSE

N-EtFOSE

13C8-PFOS-EIS

13C8-PFOS-EIS

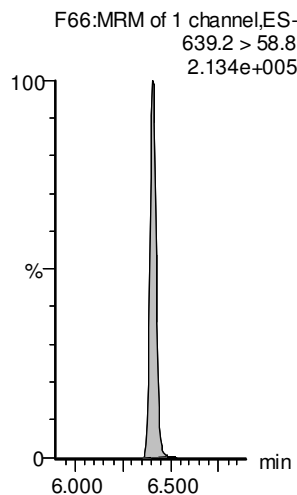
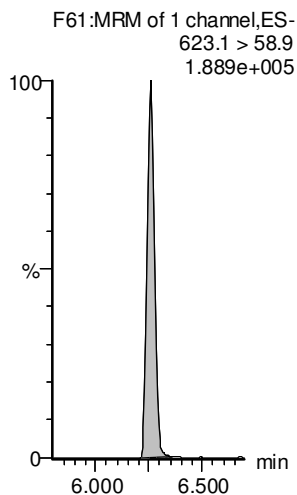
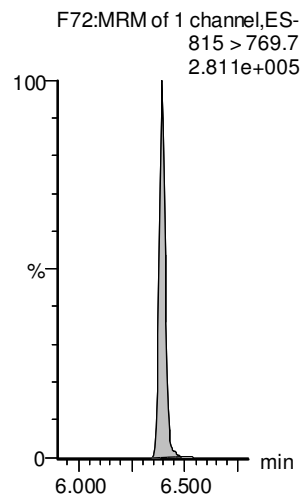
13C8-PFOS-EIS



13C2-PFHxDA-EIS

d7-N-MeFOSE-EIS

d9-N-EtFOSE-EIS



Vista Analytical Laboratory

Dataset: F:\Projects\PFAS.PRO\Results\210515M2\210515M2-ICV.qld

Last Altered: Monday, May 17, 2021 09:37:46 Pacific Daylight Time

Printed: Monday, May 17, 2021 09:38:13 Pacific Daylight Time

VY 5/17/2021

Name: 210515M2_19, Date: 15-May-2021, Time: 17:01:21, ID: ICV210515M2-1 PFC ICV 21E1106, Description: PFC ICV 21E1106

#	Name	Trace	Area	IS Area	wt/vol	RT	RRF Mean	Response	Std. Conc	Conc.	%Rec	Recovery	Ion Ratio	Ratio Out?
1	1 PFBA	213.0 > 169.0	2.967e3	2.525e3	1.00	1.27		14.690	10.000	11.1	110.9	NO		
2	3 PFMPA	229 > 85	1.504e3	5.324e3	1.00	1.62		3.531	10.000	8.34	83.4	NO		
3	2 PFPoS	248.9 > 79.9	1.127e3	9.278e2	1.00	1.59		15.190	9.160	9.24	100.9	NO	2.333	NO
4	4 3:3 FTCA	241 > 177	1.998e2	3.406e3	1.00	2.05		0.733	10.000	9.83	98.3	NO	1.682	NO
5	5 PFPeA	263.1 > 218.9	2.601e3	3.406e3	1.00	2.20		9.545	10.000	11.1	111.3	NO		
6	6 PFMBA	279 > 85	2.217e3	3.406e3	1.00	2.49		8.135	10.000	7.92	79.2	NO	12.629	NO
7	51 13C3-PFBA-EIS	216.1 > 171.8	2.525e3		1.00	1.27	236.166	2524.501	12.500	10.7	85.5	NO		
8	56 13C2-PFHxA-EIS	315.0 > 270.0	5.324e3		1.00	3.00	481.309	5324.081	12.500	11.1	88.5	NO		
9	53 13C3-PFBS-EIS	302.0 > 98.9	9.278e2		1.00	2.48	86.240	927.757	12.500	10.8	86.1	NO		
10	52 13C3-PFPeA-EIS	266.0 > 221.8	3.406e3		1.00	2.19	302.223	3406.094	12.500	11.3	90.2	NO		
11	52 13C3-PFPeA-EIS	266.0 > 221.8	3.406e3		1.00	2.19	302.223	3406.094	12.500	11.3	90.2	NO		
12	52 13C3-PFPeA-EIS	266.0 > 221.8	3.406e3		1.00	2.19	302.223	3406.094	12.500	11.3	90.2	NO		
13	-1													
14	7 PFBS	299.0 > 79.7	1.209e3	9.278e2	1.00	2.48		16.289	8.840	9.94	112.4	NO	2.482	NO
15	10 4:2 FTS	327.0 > 306.9	2.205e3	8.322e2	1.00	2.92		33.116	9.360	8.77	93.7	NO	1.913	NO
16	11 PFHxA	313.0 > 269.0	5.360e3	5.324e3	1.00	3.01		12.585	10.000	12.1	121.4	NO	14.580	NO
17	8 PFEESA	315 > 135	1.608e3	9.278e2	1.00	2.83		21.669	10.000	10.7	106.6	NO	4.522	NO
18	12 PFPeS	349.0 > 80.0	1.380e3	9.278e2	1.00	3.19		18.591	9.360	10.5	111.9	NO	1.706	NO
19	13 HFPO-DA	284.9 > 168.9	2.174e2	2.224e2	1.00	3.21		12.217	10.000	9.31	93.1	NO	1.552	NO
20	53 13C3-PFBS-EIS	302.0 > 98.9	9.278e2		1.00	2.48	86.240	927.757	12.500	10.8	86.1	NO		
21	55 13C2-4:2 FTS-EIS	329 > 79.9	8.322e2		1.00	2.92	79.458	832.191	12.500	10.5	83.8	NO		
22	56 13C2-PFHxA-EIS	315.0 > 270.0	5.324e3		1.00	3.00	481.309	5324.081	12.500	11.1	88.5	NO		
23	53 13C3-PFBS-EIS	302.0 > 98.9	9.278e2		1.00	2.48	86.240	927.757	12.500	10.8	86.1	NO		
24	53 13C3-PFBS-EIS	302.0 > 98.9	9.278e2		1.00	2.48	86.240	927.757	12.500	10.8	86.1	NO		
25	54 13C3-HFPO-DA-EIS	287.0 > 169	2.224e2		1.00	3.21	19.384	222.380	12.500	11.5	91.8	NO		
26	-1													
27	9 NFDHA	201 > 85	2.402e3	5.324e3	1.00	2.91		5.639	10.000	8.46	84.6	NO	16.696	NO
28	14 5:3 FTCA	340.9 > 236.9	8.698e2	3.143e3	1.00	3.54		3.459	10.000	8.77	87.7	NO	1.432	NO
29	15 PFHpA	363.0 > 318.9	3.109e3	3.143e3	1.00	3.61		12.365	10.000	10.7	107.3	NO	8.845	NO
30	16 ADONA	376.8 > 250.9	1.059e4	3.143e3	1.00	3.72		42.098	9.440	9.91	105.0	NO	3.239	NO
31	17 L-PFHxS	399 > 80.0	1.480e3	1.883e3	1.00	3.76		9.824	9.120	9.55	104.7	NO	1.738	NO
32	19 6:2 FTS	427 > 407.0	2.459e3	9.687e2	1.00	4.07		31.733	9.480	9.60	101.2	NO	2.178	NO
33	56 13C2-PFHxA-EIS	315.0 > 270.0	5.324e3		1.00	3.00	481.309	5324.081	12.500	11.1	88.5	NO		
34	57 13C4-PFHpA-EIS	367.2 > 321.8	3.143e3		1.00	3.60	282.988	3143.012	12.500	11.1	88.9	NO		
35	57 13C4-PFHpA-EIS	367.2 > 321.8	3.143e3		1.00	3.60	282.988	3143.012	12.500	11.1	88.9	NO		
36	57 13C4-PFHpA-EIS	367.2 > 321.8	3.143e3		1.00	3.60	282.988	3143.012	12.500	11.1	88.9	NO		

Vista Analytical Laboratory

Dataset: F:\Projects\PFAS.PRO\Results\210515M2\210515M2-ICV.qld

Last Altered: Monday, May 17, 2021 09:37:46 Pacific Daylight Time

Printed: Monday, May 17, 2021 09:38:13 Pacific Daylight Time

VY 5/17/2021

Name: 210515M2_19, Date: 15-May-2021, Time: 17:01:21, ID: ICV210515M2-1 PFC ICV 21E1106, Description: PFC ICV 21E1106

#	Name	Trace	Area	IS Area	wt/vol	RT	RRF Mean	Response	Std. Conc	Conc.	%Rec	Recovery	Ion Ratio	Ratio Out?
37	58 13C3-PFHxS-EIS	401.8 > 79.9	1.883e3		1.00	3.76	161.585	1882.587	12.500	11.7	93.2	NO		
38	59 13C2-6:2 FTS-EIS	429.0 > 79.9	9.687e2		1.00	4.07	90.639	968.731	12.500	10.7	85.5	NO		
39	-1													
40	20 L-PFOA	412.8 > 368.9	7.887e3	6.400e3	1.00	4.13		15.404	10.000	11.0	110.2	NO	3.850	NO
41	22 PFecHS	460.8 > 381.0	2.680e3	6.400e3	1.00	4.15		5.235	9.200	9.67	105.1	NO	0.953	NO
42	23 PFHpS	448.9 > 80.0	1.478e3	2.212e3	1.00	4.25		8.354	9.520	9.49	99.7	NO	1.878	NO
43	24 7:3 FTCA	441.0 > 337.0	2.184e3	6.162e3	1.00	4.56		4.431	10.000	10.1	100.6	NO	1.435	NO
44	25 PFNA	463.0 > 418.8	6.501e3	6.162e3	1.00	4.57		13.187	10.000	11.4	113.9	NO	3.401	NO
45	26 PFOSA	498.0 > 78.0	2.344e3	3.014e3	1.00	4.63		9.720	10.000	10.9	108.8	NO	28.930	NO
46	62 13C2-PFOA-EIS	414.9 > 369.7	6.400e3		1.00	4.13	599.936	6399.821	12.500	10.7	85.3	NO		
47	62 13C2-PFOA-EIS	414.9 > 369.7	6.400e3		1.00	4.13	599.936	6399.821	12.500	10.7	85.3	NO		
48	63 13C8-PFOS-EIS	507.0 > 80	2.212e3		1.00	4.66	190.845	2211.709	12.500	11.6	92.7	NO		
49	60 13C5-PFNA-EIS	468.2 > 422.9	6.162e3		1.00	4.57	559.633	6162.247	12.500	11.0	88.1	NO		
50	60 13C5-PFNA-EIS	468.2 > 422.9	6.162e3		1.00	4.57	559.633	6162.247	12.500	11.0	88.1	NO		
51	61 13C8-PFOSA-EIS	506. > 78	3.014e3		1.00	4.62	285.457	3013.863	12.500	10.6	84.5	NO		
52	-1													
53	27 L-PFOS	499 > 79.9	1.554e3	2.212e3	1.00	4.66		8.780	9.280	8.98	96.8	NO	1.869	NO
54	29 9CI-PF3ONS	530.9>351	6.979e3	2.212e3	1.00	4.88		39.445	9.320	10.2	109.0	NO	28.058	NO
55	30 PFDA	513 > 468.8	8.501e3	6.380e3	1.00	4.95		16.655	10.000	11.5	115.2	NO	5.222	NO
56	31 8:2 FTS	527 > 507.0	2.845e3	1.180e3	1.00	4.92		30.145	9.600	11.6	120.9	NO	2.028	NO
57	32 PFNS	548.9 > 79.9	1.114e3	2.212e3	1.00	5.02		6.296	9.600	9.34	97.2	NO	1.087	NO
58	33 L-MeFOSAA	570 > 419	4.437e3	6.129e3	1.00	5.11		9.049	10.000	10.9	109.0	NO	2.331	NO
59	63 13C8-PFOS-EIS	507.0 > 80	2.212e3		1.00	4.66	190.845	2211.709	12.500	11.6	92.7	NO		
60	63 13C8-PFOS-EIS	507.0 > 80	2.212e3		1.00	4.66	190.845	2211.709	12.500	11.6	92.7	NO		
61	64 13C2-PFDA-EIS	515.1 > 469.9	6.380e3		1.00	4.95	593.761	6380.050	12.500	10.7	86.0	NO		
62	65 13C2-8:2 FTS-EIS	529 > 79.9	1.180e3		1.00	4.92	114.874	1179.801	12.500	10.3	82.2	NO		
63	63 13C8-PFOS-EIS	507.0 > 80	2.212e3		1.00	4.66	190.845	2211.709	12.500	11.6	92.7	NO		
64	66 d3-N-MeFOSAA-EIS	573 > 419	6.129e3		1.00	5.11	555.332	6129.154	12.500	11.0	88.3	NO		
65	-1													
66	35 L-EtFOSAA	584 > 419	4.440e3	5.288e3	1.00	5.27		10.495	10.000	10.7	107.2	NO	1.390	NO
67	37 PFUdA	563.0 > 518.9	7.993e3	1.030e4	1.00	5.29		9.701	10.000	10.3	103.4	NO	7.693	NO
68	38 PFDS	599.0 > 80.0	1.691e3	2.212e3	1.00	5.34		9.557	9.640	9.83	102.0	NO	1.686	NO
69	39 11CI-PF3OUdS	630.9 > 450.9	5.204e3	1.246e4	1.00	5.51		5.220	9.440	9.70	102.7	NO	23.943	NO
70	40 10:2 FTS	626.9 > 607	2.005e3	9.493e2	1.00	5.57		26.400	10.000	9.45	94.5	NO	1.649	NO
71	41 PFDdA	612.9 > 569.0	1.026e4	1.246e4	1.00	5.58		10.291	10.000	11.5	115.0	NO	7.846	NO
72	68 d5-N-EtFOSAA-EIS	589 > 419	5.288e3		1.00	5.27	469.773	5287.812	12.500	11.3	90.0	NO		

Vista Analytical Laboratory

Dataset: F:\Projects\PFAS.PRO\Results\210515M2\210515M2-ICV.qld

Last Altered: Monday, May 17, 2021 09:37:46 Pacific Daylight Time

Printed: Monday, May 17, 2021 09:38:13 Pacific Daylight Time

VY 5/17/2021

Name: 210515M2_19, Date: 15-May-2021, Time: 17:01:21, ID: ICV210515M2-1 PFC ICV 21E1106, Description: PFC ICV 21E1106

#	Name	Trace	Area	IS Area	wt/vol	RT	RRF Mean	Response	Std. Conc	Conc.	%Rec	Recovery	Ion Ratio	Ratio Out?
73	67 13C2-PFUdA-EIS	565 > 519.8	1.030e4		1.00	5.29	946.911	10299.092	12.500	10.9	87.0	NO		
74	63 13C8-PFOS-EIS	507.0 > 80	2.212e3		1.00	4.66	190.845	2211.709	12.500	11.6	92.7	NO		
75	69 13C2-PFDoA-EIS	615 > 570	1.246e4		1.00	5.58	1091.366	12461.714	12.500	11.4	91.3	NO		
76	70 13C2-10:2 FTS-EIS	633 > 79.9	9.493e2		1.00	5.56	93.745	949.291	12.500	10.1	81.0	NO		
77	69 13C2-PFDoA-EIS	615 > 570	1.246e4		1.00	5.58	1091.366	12461.714	12.500	11.4	91.3	NO		
78	-1													
79	42 N-MeFOSA	511.9 > 169	8.823e2	9.819e3	1.00	5.63		13.407	10.000	8.92	89.2	NO	1.107	NO
80	43 PFTrDA	662.9 > 618.9	9.371e3	1.246e4	1.00	5.83		9.400	10.000	10.6	106.2	NO	9.222	NO
81	44 PFDoS	698.9 > 80	1.758e3	7.804e3	1.00	5.86		2.816	9.680	10.5	108.6	NO	1.742	NO
82	45 PFTeDA	713.0 > 669.0	1.014e4	7.804e3	1.00	6.06		16.248	10.000	11.7	117.2	NO	12.832	NO
83	46 N-EtFOSA	526 > 169	9.379e2	1.320e4	1.00	6.07		10.602	10.000	7.90	79.0	NO	1.162	NO
84	47 PFHxDA	813.1 > 768.6	5.581e3	1.083e4	1.00	6.39		6.443	10.000	9.90	99.0	NO	23.852	NO
85	71 d3-N-MeFOSA-EIS	515.2 > 168.9	9.819e3		1.00	5.66	74.418	9819.174	149.200	132	88.4	NO		
86	69 13C2-PFDoA-EIS	615 > 570	1.246e4		1.00	5.58	1091.366	12461.714	12.500	11.4	91.3	NO		
87	72 13C2-PFTeDA-EIS	715.1 > 669.7	7.804e3		1.00	6.06	707.956	7804.150	12.500	11.0	88.2	NO		
88	72 13C2-PFTeDA-EIS	715.1 > 669.7	7.804e3		1.00	6.06	707.956	7804.150	12.500	11.0	88.2	NO		
89	73 d5-N-ETFOSA-EIS	531.1 > 168.9	1.320e4		1.00	6.09	97.528	13199.313	149.200	135	90.7	NO		
90	74 13C2-PFHxDA-EIS	815 > 769.7	1.083e4		1.00	6.39	953.537	10827.894	12.500	11.4	90.8	NO		
91	-1													
92	48 PFODA	913 > 869	7.401e3	1.083e4	1.00	6.63		8.544	10.000	9.74	97.4	NO		
93	49 N-MeFOSE	616 > 59	3.902e2	6.324e3	1.00	6.27		9.205	10.000	9.14	91.4	NO		
94	50 N-EtFOSE	630.1 > 58.9	4.282e2	7.379e3	1.00	6.42		8.657	10.000	8.22	82.2	NO		
95	63 13C8-PFOS-EIS	507.0 > 80	2.212e3		1.00	4.66	190.845	2211.709	12.500	11.6	92.7	NO		
96	63 13C8-PFOS-EIS	507.0 > 80	2.212e3		1.00	4.66	190.845	2211.709	12.500	11.6	92.7	NO		
97	63 13C8-PFOS-EIS	507.0 > 80	2.212e3		1.00	4.66	190.845	2211.709	12.500	11.6	92.7	NO		
98	74 13C2-PFHxDA-EIS	815 > 769.7	1.083e4		1.00	6.39	953.537	10827.894	12.500	11.4	90.8	NO		
99	75 d7-N-MeFOSE-EIS	623.1 > 58.9	6.324e3		1.00	6.26	48.324	6324.149	149.200	131	87.7	NO		
100	76 d9-N-EtFOSE-EIS	639.2 > 58.8	7.379e3		1.00	6.41	55.655	7378.956	149.200	133	88.9	NO		

Dataset: F:\Projects\PFAS.PRO\Results\210515M2\210515M2-ICV.qld

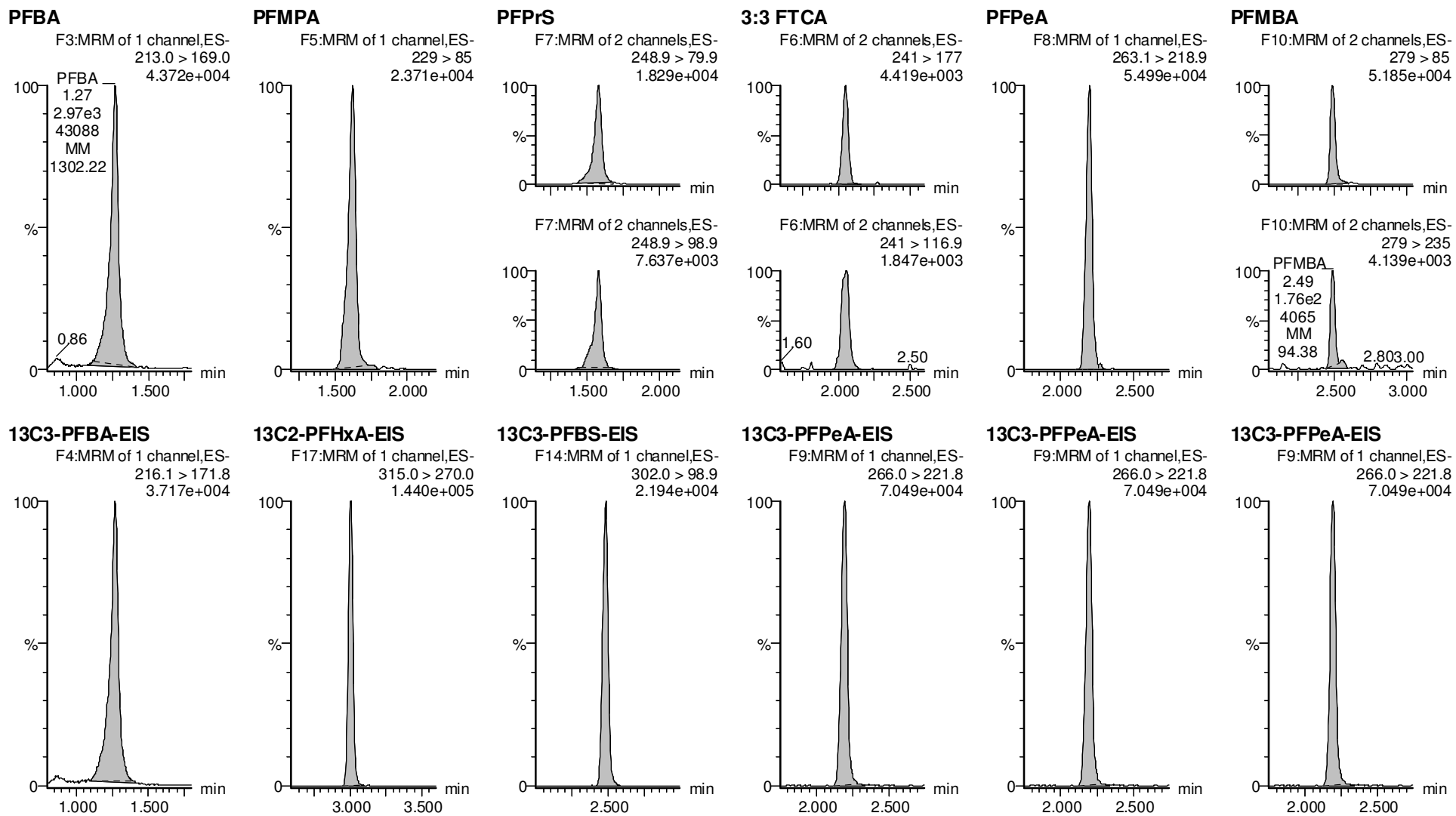
Last Altered: Monday, May 17, 2021 09:37:46 Pacific Daylight Time

Printed: Monday, May 17, 2021 09:38:13 Pacific Daylight Time

VY 5/17/2021

Method: F:\Projects\PFAS.PRO\MethDB\PFAS_FULL_80C_051321_ICV.mdb 14 May 2021 09:27:58
Calibration: F:\Projects\PFAS.PRO\CurveDB\C18_VAL-PFAS_Q4_05-15-21.cdb 17 May 2021 09:24:52

Name: 210515M2_19, Date: 15-May-2021, Time: 17:01:21, ID: ICV210515M2-1 PFC ICV 21E1106, Description: PFC ICV 21E1106



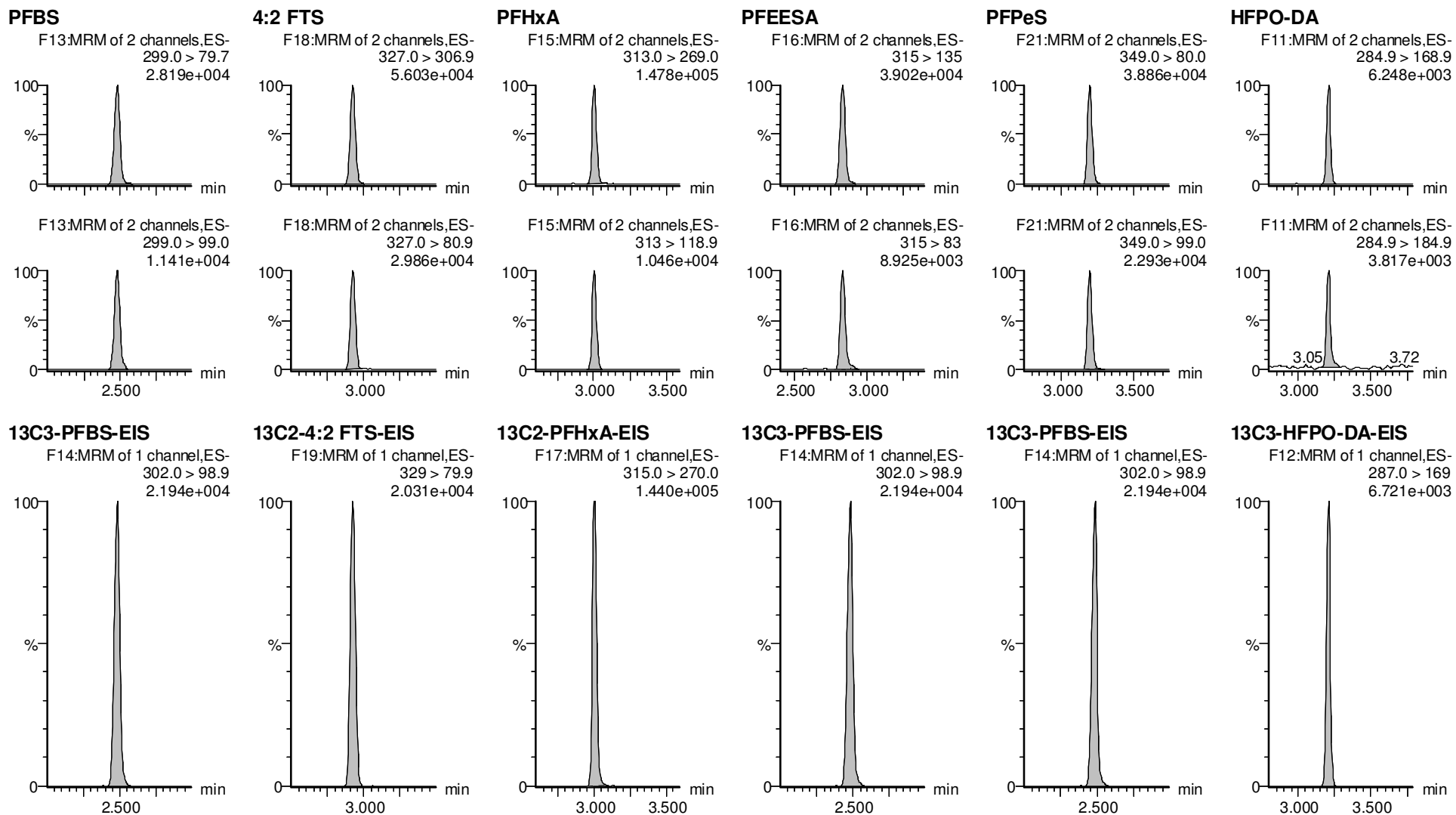
Dataset: F:\Projects\PFAS.PRO\Results\210515M2\210515M2-ICV.qld

Last Altered: Monday, May 17, 2021 09:37:46 Pacific Daylight Time

Printed: Monday, May 17, 2021 09:38:13 Pacific Daylight Time

VY 5/17/2021

Name: 210515M2_19, Date: 15-May-2021, Time: 17:01:21, ID: ICV210515M2-1 PFC ICV 21E1106, Description: PFC ICV 21E1106



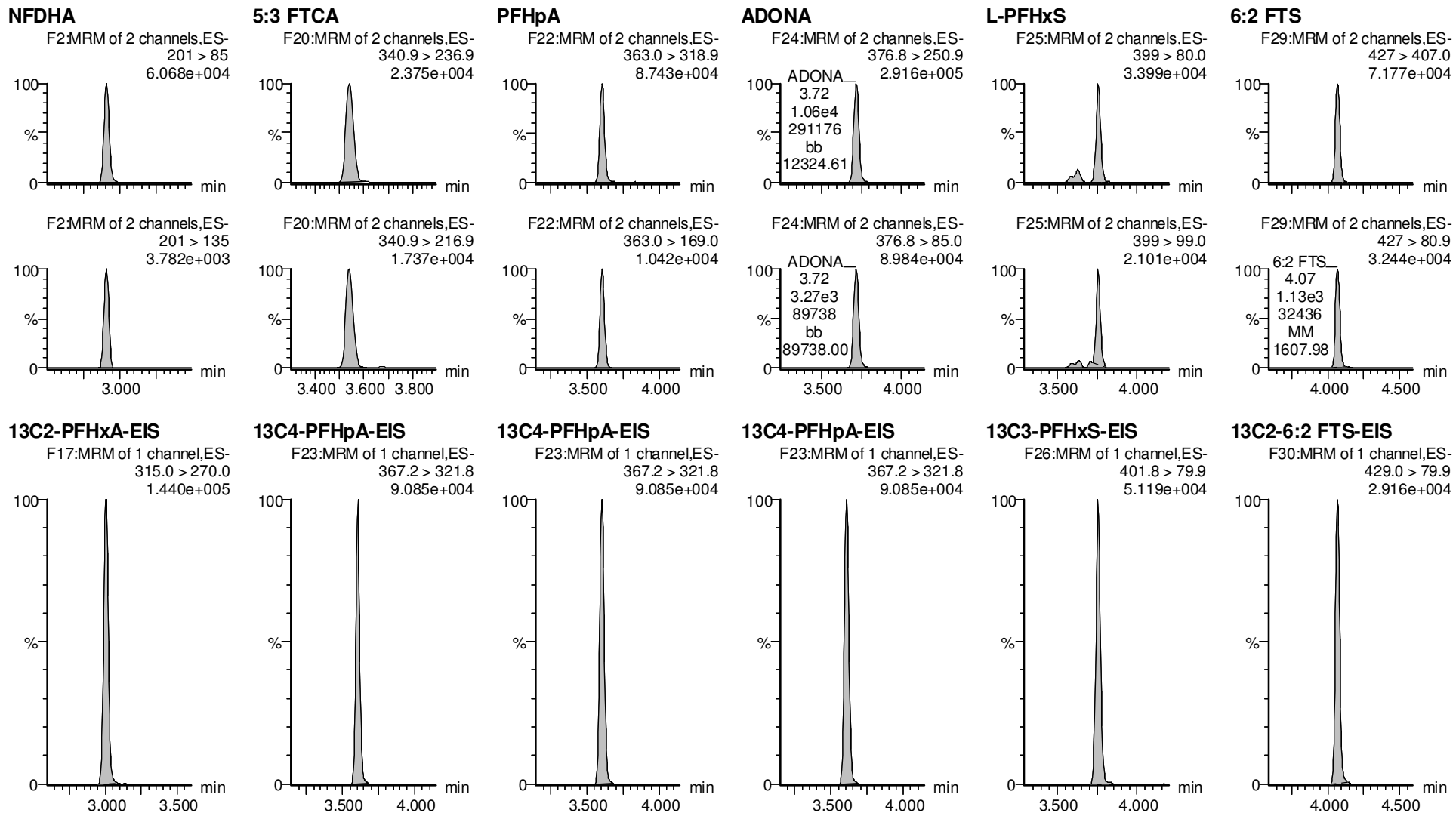
Dataset: F:\Projects\PFAS.PRO\Results\210515M2\210515M2-ICV.qld

Last Altered: Monday, May 17, 2021 09:37:46 Pacific Daylight Time

Printed: Monday, May 17, 2021 09:38:13 Pacific Daylight Time

VY 5/17/2021

Name: 210515M2_19, Date: 15-May-2021, Time: 17:01:21, ID: ICV210515M2-1 PFC ICV 21E1106, Description: PFC ICV 21E1106



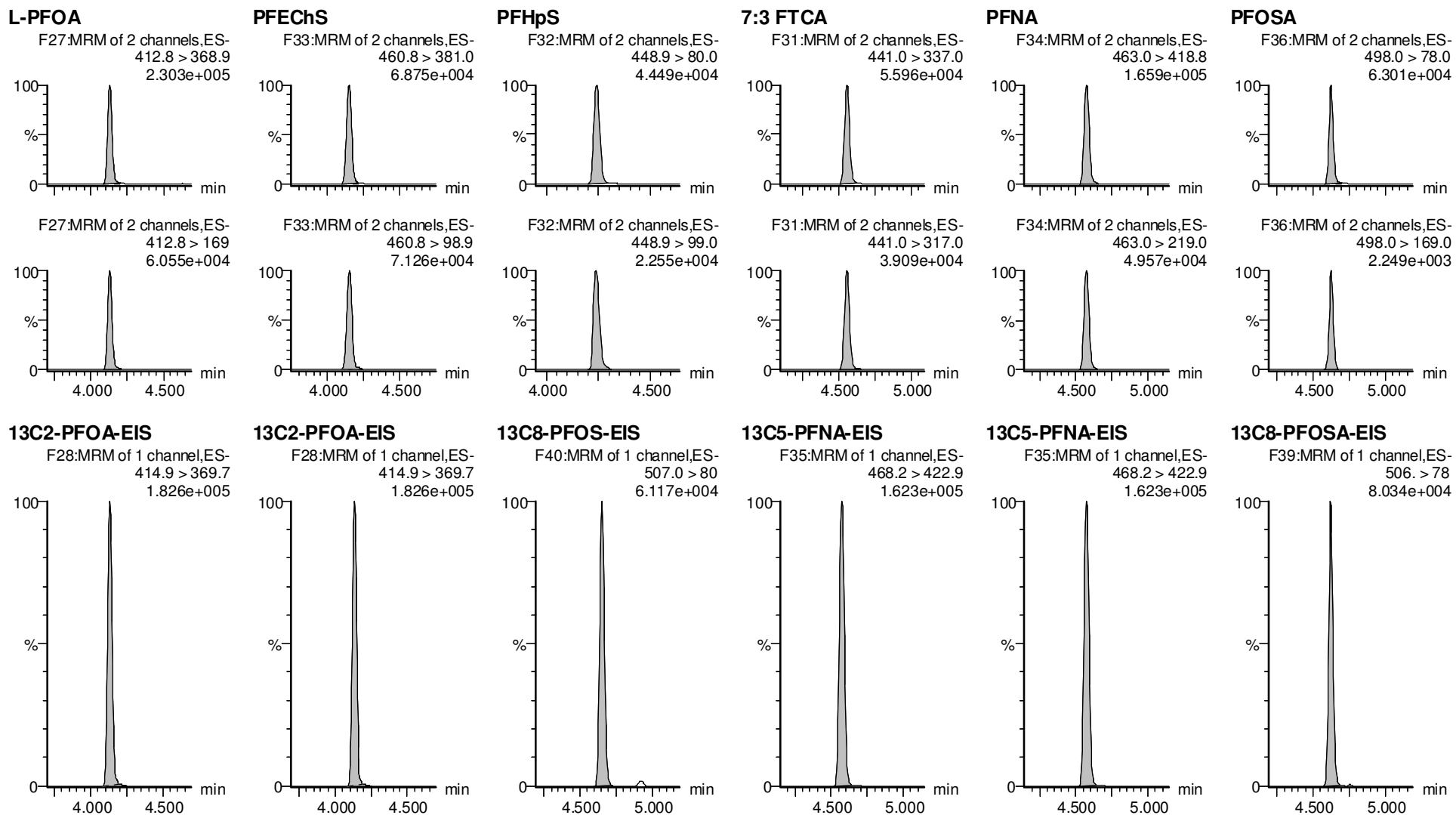
Dataset: F:\Projects\PFAS.PRO\Results\210515M2\210515M2-ICV.qld

Last Altered: Monday, May 17, 2021 09:37:46 Pacific Daylight Time

Printed: Monday, May 17, 2021 09:38:13 Pacific Daylight Time

VY 5/17/2021

Name: 210515M2_19, Date: 15-May-2021, Time: 17:01:21, ID: ICV210515M2-1 PFC ICV 21E1106, Description: PFC ICV 21E1106



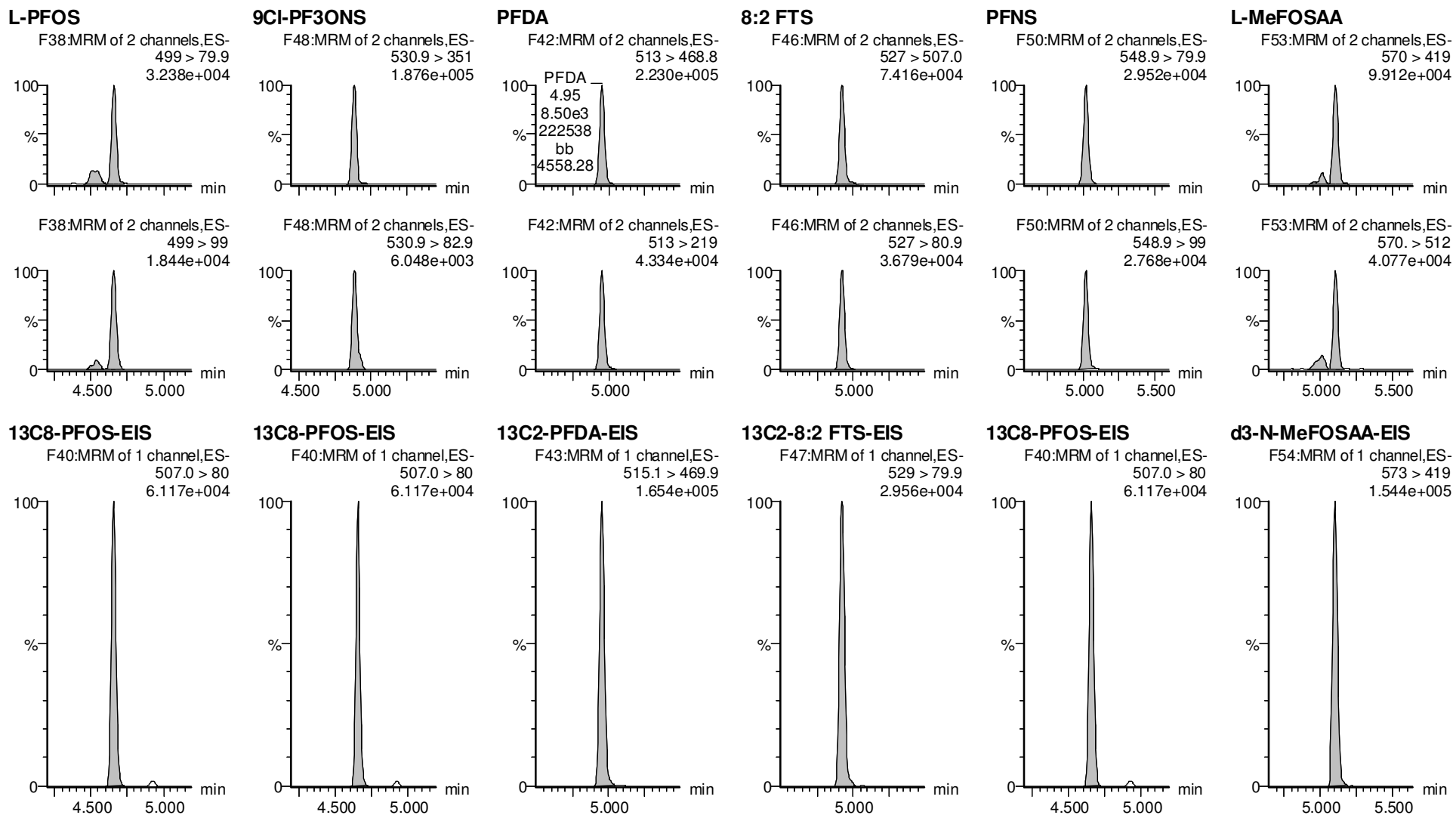
Dataset: F:\Projects\PFAS.PRO\Results\210515M2\210515M2-ICV.qld

Last Altered: Monday, May 17, 2021 09:37:46 Pacific Daylight Time

Printed: Monday, May 17, 2021 09:38:13 Pacific Daylight Time

VY 5/17/2021

Name: 210515M2_19, Date: 15-May-2021, Time: 17:01:21, ID: ICV210515M2-1 PFC ICV 21E1106, Description: PFC ICV 21E1106



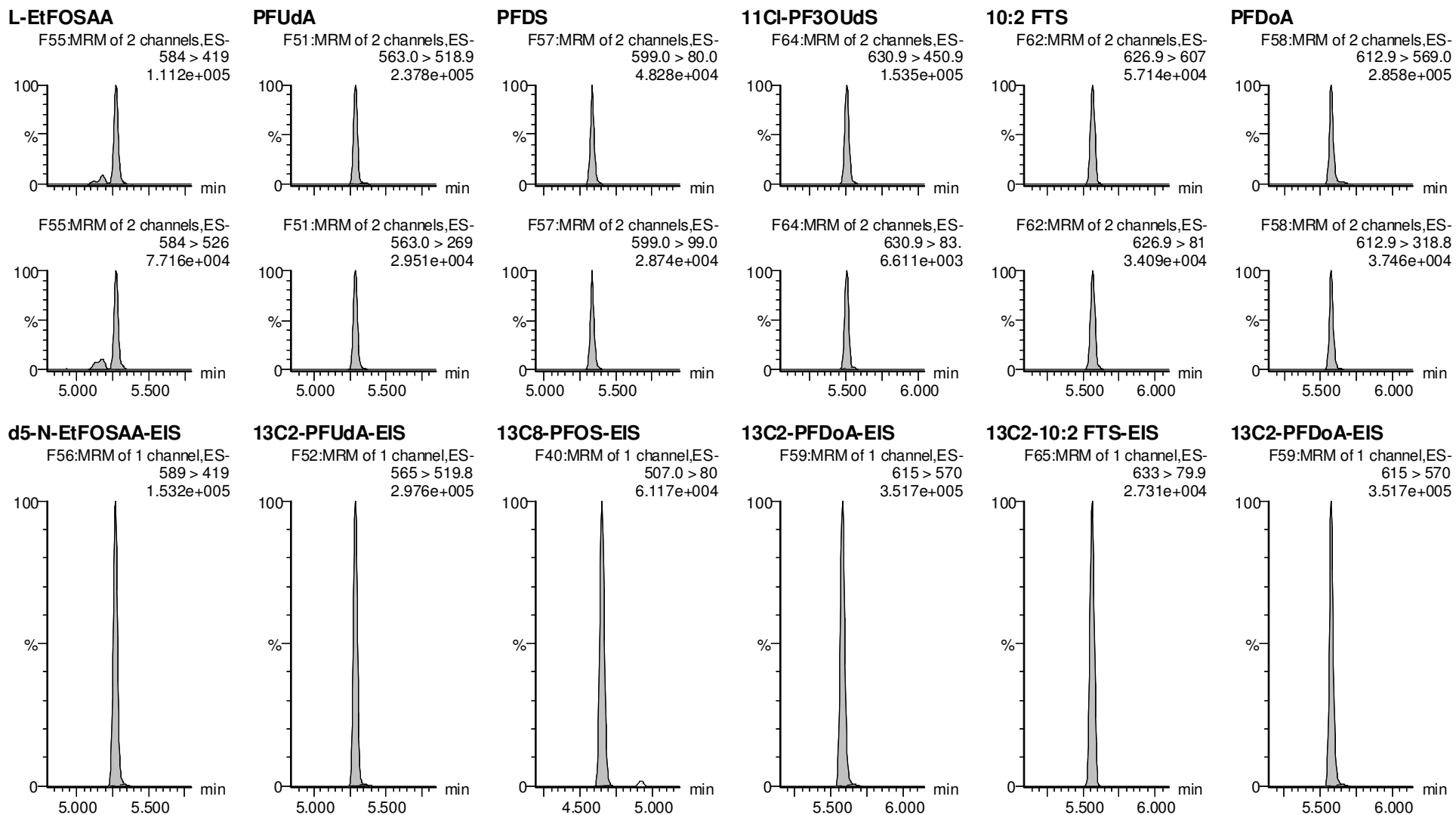
Dataset: F:\Projects\PFAS.PRO\Results\210515M2\210515M2-ICV.qld

Last Altered: Monday, May 17, 2021 09:37:46 Pacific Daylight Time

Printed: Monday, May 17, 2021 09:38:13 Pacific Daylight Time

VY 5/17/2021

Name: 210515M2_19, Date: 15-May-2021, Time: 17:01:21, ID: ICV210515M2-1 PFC ICV 21E1106, Description: PFC ICV 21E1106



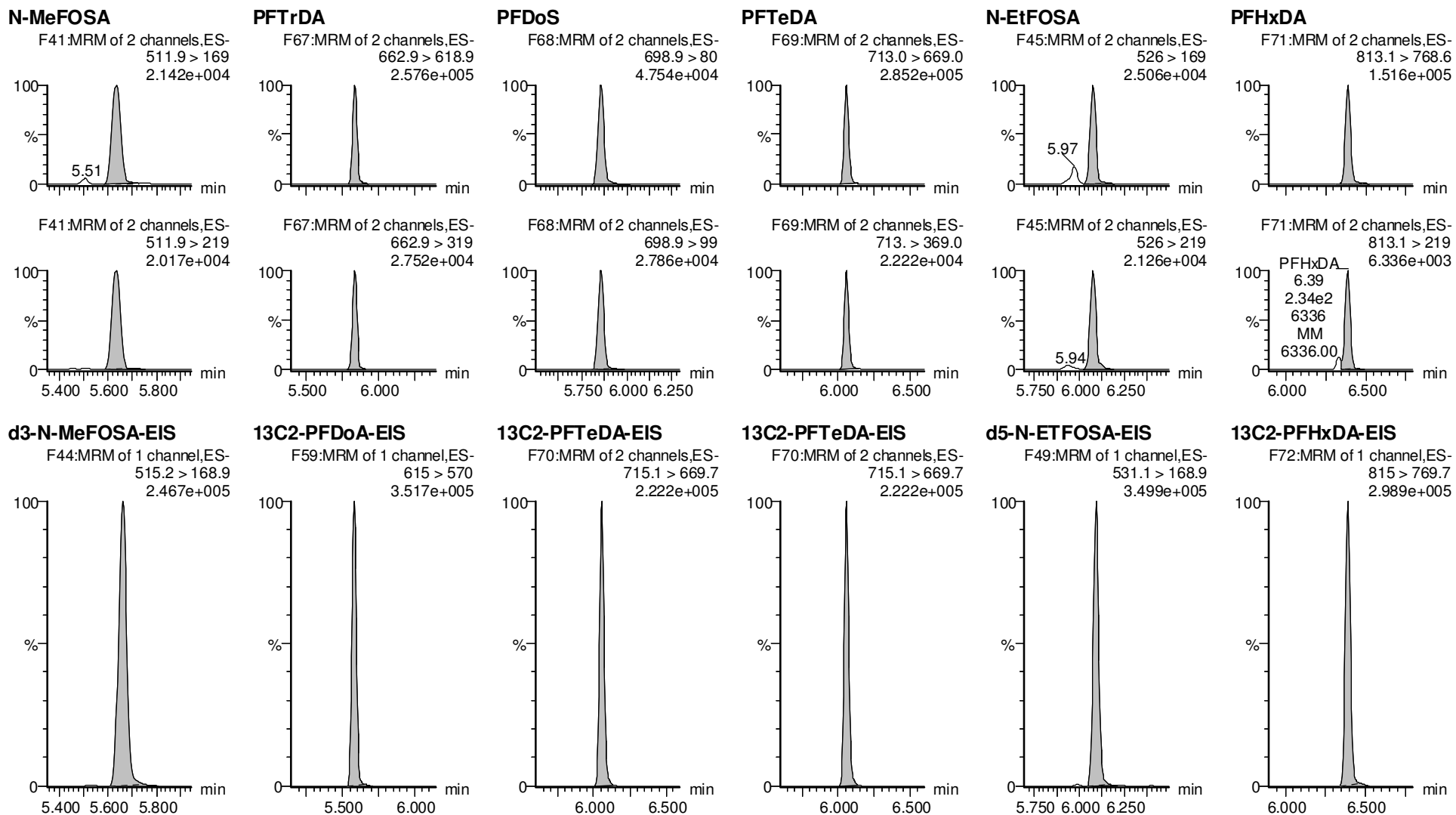
Dataset: F:\Projects\PFAS.PRO\Results\210515M2\210515M2-ICV.qld

Last Altered: Monday, May 17, 2021 09:37:46 Pacific Daylight Time

Printed: Monday, May 17, 2021 09:38:13 Pacific Daylight Time

VY 5/17/2021

Name: 210515M2_19, Date: 15-May-2021, Time: 17:01:21, ID: ICV210515M2-1 PFC ICV 21E1106, Description: PFC ICV 21E1106



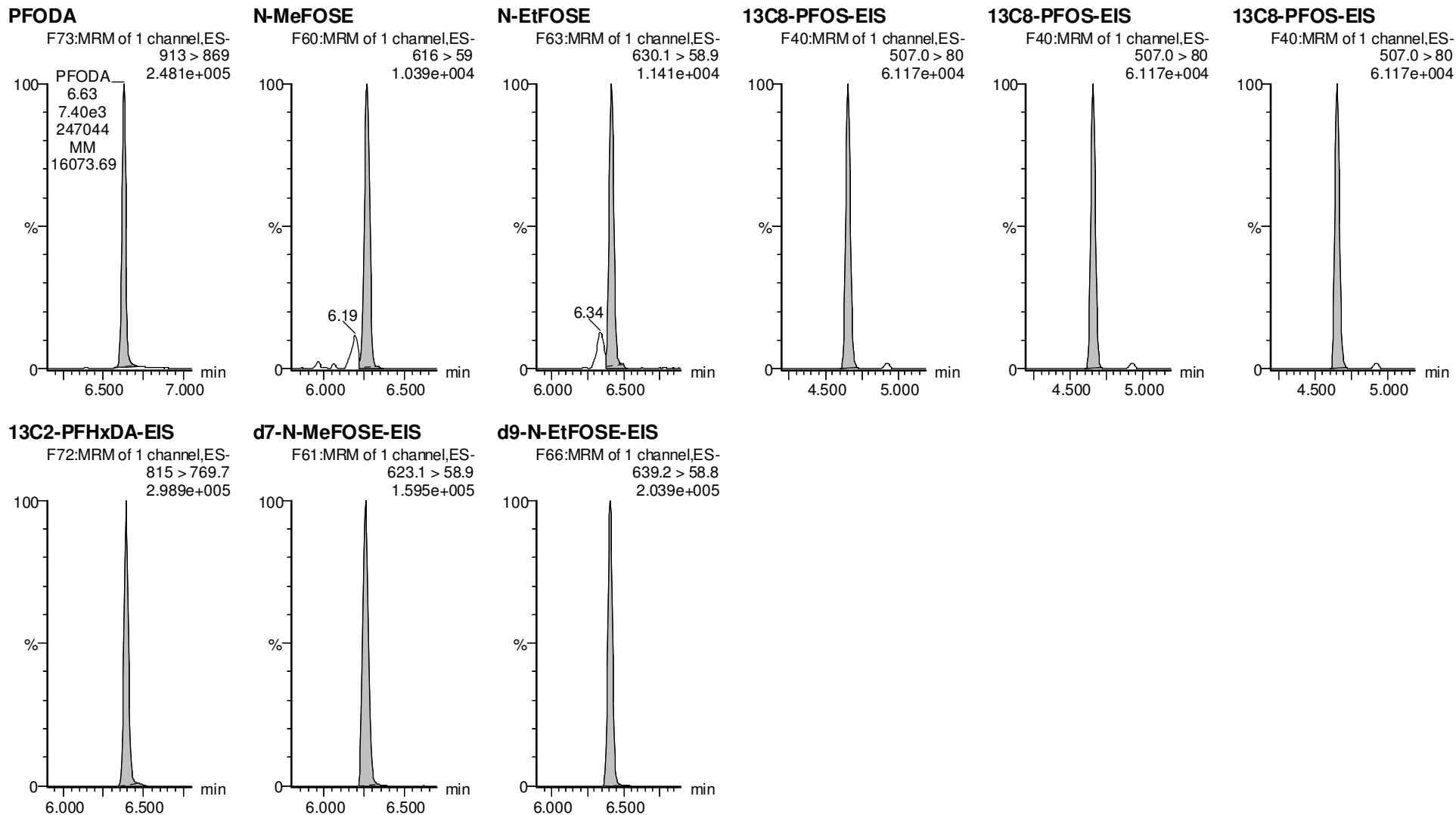
Dataset: F:\Projects\PFAS.PRO\Results\210515M2\210515M2-ICV.qld

Last Altered: Monday, May 17, 2021 09:37:46 Pacific Daylight Time

Printed: Monday, May 17, 2021 09:38:13 Pacific Daylight Time

VY 5/17/2021

Name: 210515M2_19, Date: 15-May-2021, Time: 17:01:21, ID: ICV210515M2-1 PFC ICV 21E1106, Description: PFC ICV 21E1106



Dataset: Untitled

Last Altered: Monday, May 17, 2021 09:41:50 Pacific Daylight Time

Printed: Monday, May 17, 2021 09:41:53 Pacific Daylight Time

Method: F:\Projects\PFAS.PRO\MethDB\PFAS_FULL_80C_051521.mdb 17 May 2021 08:41:05
Calibration: F:\Projects\PFAS.PRO\CurveDB\C18_VAL-PFAS_Q4_05-15-21.cdb 17 May 2021 09:24:52

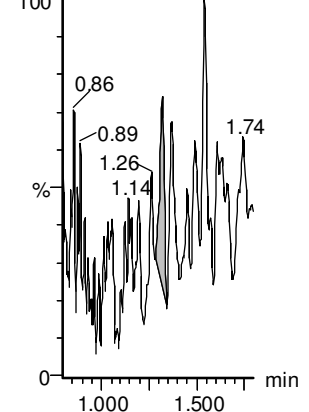
Name: 210515M2_18, Date: 15-May-2021, Time: 16:50:54, ID: IB, Description: IB

PFBA

IB IB F3:MRM of 1 channel,ES-

213.0 > 169.0

1.544e+002

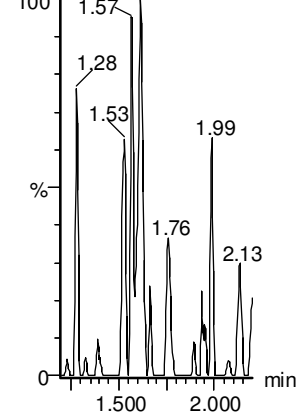


PFMPA

IB IB F5:MRM of 1 channel,ES-

229 > 85

7.011e+001

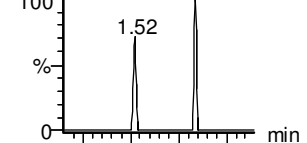


PFPoS

IB IB F7:MRM of 2 channels,ES-

248.9 > 79.9

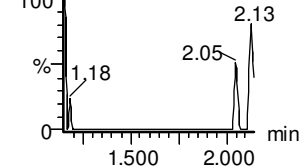
5.368e+001



IB IB F7:MRM of 2 channels,ES-

248.9 > 98.9

1.562e+001

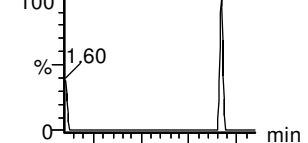


3:3 FTCA

IB IB F6:MRM of 2 channels,ES-

241 > 177

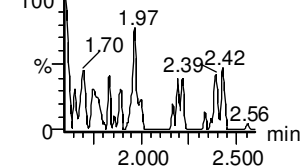
5.919e+001



IB IB F6:MRM of 2 channels,ES-

241 > 116.9

1.567e+002

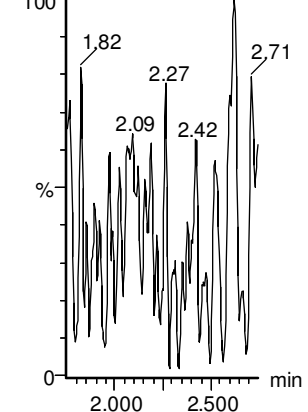


PFPeA

IB IB F8:MRM of 1 channel,ES-

263.1 > 218.9

2.636e+002

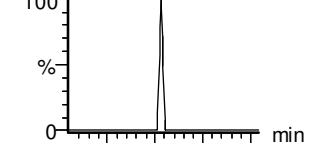


PFMBA

IB IB F10:MRM of 2 channels,ES-

279 > 85

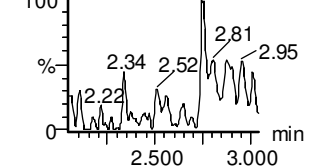
2.289e+001



IB IB F10:MRM of 2 channels,ES-

279 > 235

4.412e+002

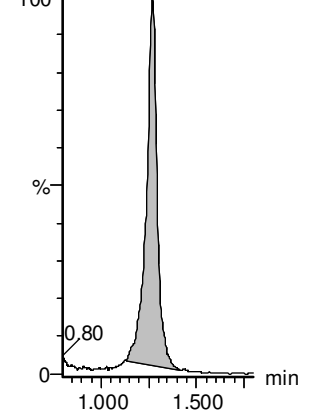


13C3-PFBA-EIS

IB IB F4:MRM of 1 channel,ES-

216.1 > 171.8

3.614e+004

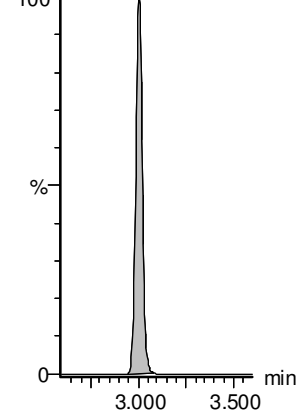


13C2-PFHxA-EIS

IB IB F17:MRM of 1 channel,ES-

315.0 > 270.0

1.567e+005

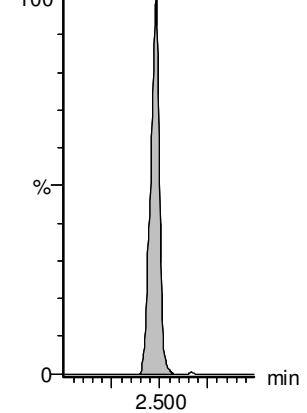


13C3-PFBS-EIS

IB IB F14:MRM of 1 channel,ES-

302.0 > 98.9

2.171e+004

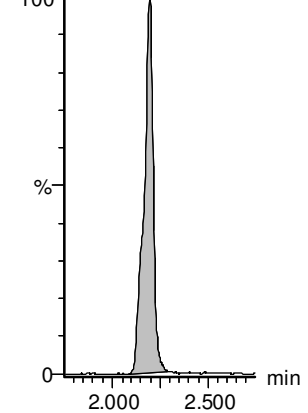


13C3-PFPeA-EIS

IB IB F9:MRM of 1 channel,ES-

266.0 > 221.8

6.726e+004

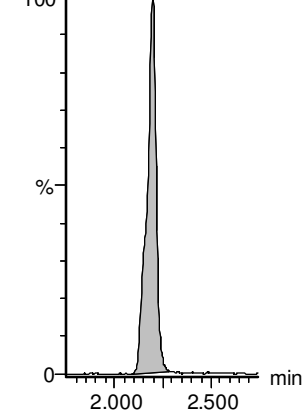


13C3-PFPeA-EIS

IB IB F9:MRM of 1 channel,ES-

266.0 > 221.8

6.726e+004

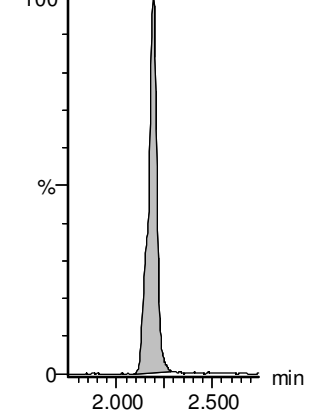


13C3-PFPeA-EIS

IB IB F9:MRM of 1 channel,ES-

266.0 > 221.8

6.726e+004



Dataset: Untitled

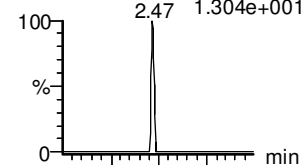
Last Altered: Monday, May 17, 2021 09:41:50 Pacific Daylight Time

Printed: Monday, May 17, 2021 09:41:53 Pacific Daylight Time

Name: 210515M2_18, Date: 15-May-2021, Time: 16:50:54, ID: IB, Description: IB

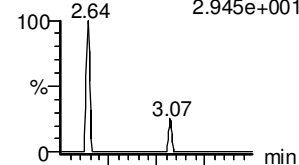
PFBS

IB IB=13:MRM of 2 channels,ES-
299.0 > 79.7
1.304e+001



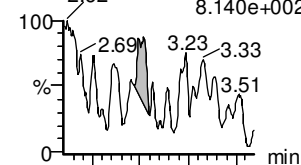
4:2 FTS

IB IB=18:MRM of 2 channels,ES-
327.0 > 306.9
2.945e+001



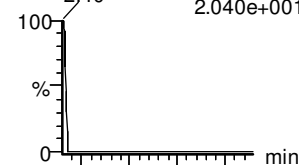
PFHxA

IB IB=15:MRM of 2 channels,ES-
313.0 > 269.0
8.140e+002



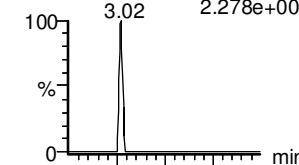
PFEESA

IB IB=16:MRM of 2 channels,ES-
315 > 135
2.040e+001



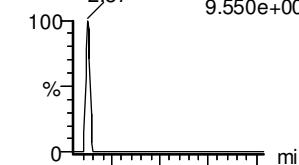
PFPeS

IB IB=21:MRM of 2 channels,ES-
349.0 > 80.0
2.278e+001

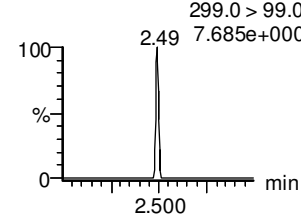


HFPO-DA

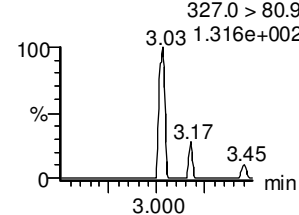
IB IB=11:MRM of 2 channels,ES-
284.9 > 168.9
9.550e+000



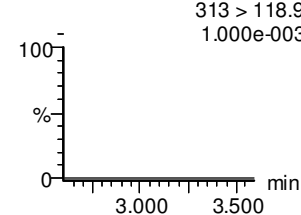
IB IB=13:MRM of 2 channels,ES-
299.0 > 99.0
7.685e+000



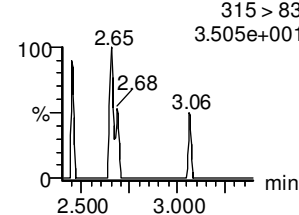
IB IB=18:MRM of 2 channels,ES-
327.0 > 80.9
1.316e+002



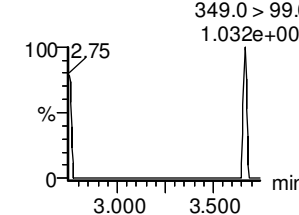
IB IB=15:MRM of 2 channels,ES-
313 > 118.9
1.000e-003



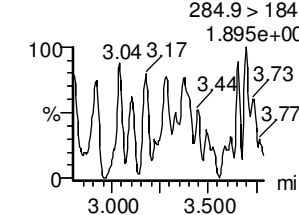
IB IB=16:MRM of 2 channels,ES-
315 > 83
3.505e+001



IB IB=21:MRM of 2 channels,ES-
349.0 > 99.0
1.032e+002

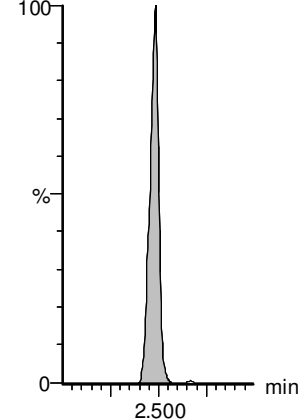


IB IB=11:MRM of 2 channels,ES-
284.9 > 184.9
1.895e+002



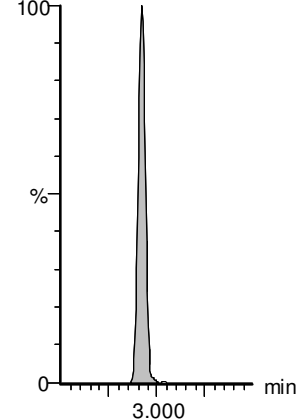
13C3-PFBS-EIS

IB IB F14:MRM of 1 channel,ES-
302.0 > 98.9
2.171e+004



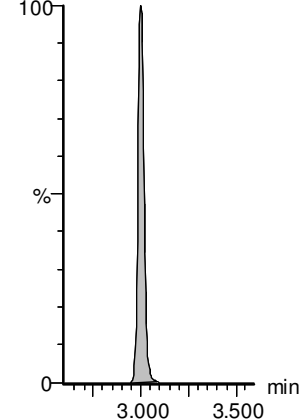
13C2-4:2 FTS-EIS

IB IB F19:MRM of 1 channel,ES-
329 > 79.9
2.507e+004



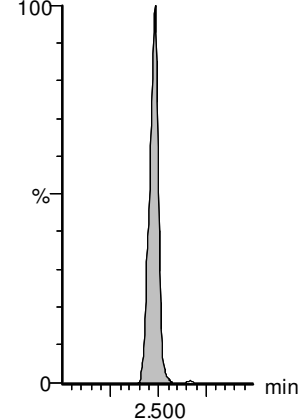
13C2-PFHxA-EIS

IB IB F17:MRM of 1 channel,ES-
315.0 > 270.0
1.567e+005



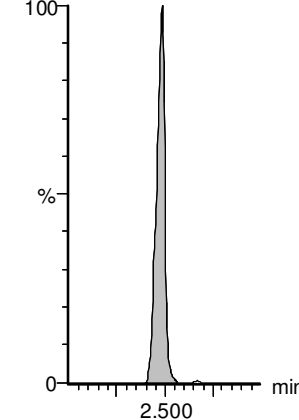
13C3-PFBS-EIS

IB IB F14:MRM of 1 channel,ES-
302.0 > 98.9
2.171e+004



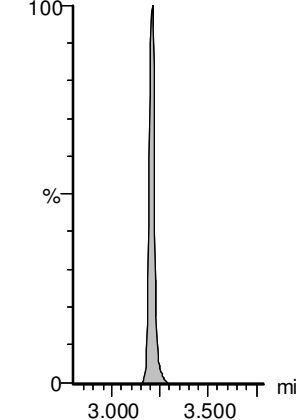
13C3-PFBS-EIS

IB IB F14:MRM of 1 channel,ES-
302.0 > 98.9
2.171e+004



13C3-HFPO-DA-EIS

IB IB F12:MRM of 1 channel,ES-
287.0 > 169
7.271e+003



Vista Analytical Laboratory

Dataset: Untitled

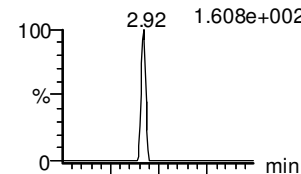
Last Altered: Monday, May 17, 2021 09:41:50 Pacific Daylight Time

Printed: Monday, May 17, 2021 09:41:53 Pacific Daylight Time

Name: 210515M2_18, Date: 15-May-2021, Time: 16:50:54, ID: IB, Description: IB

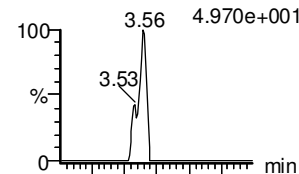
NFDHA

IB IB F2:MRM of 2 channels,ES-201 > 85
1.608e+002



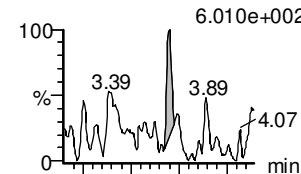
5:3 FTCA

IB IB F20:MRM of 2 channels,ES-340.9 > 236.9
4.970e+001



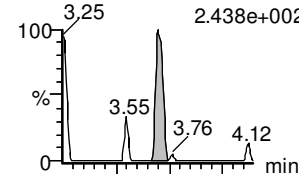
PFHpA

IB IB F22:MRM of 2 channels,ES-363.0 > 318.9
6.010e+002



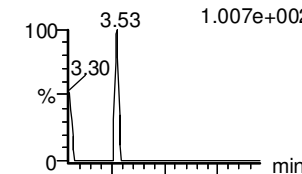
ADONA

IB IB F24:MRM of 2 channels,ES-376.8 > 250.9
2.438e+002



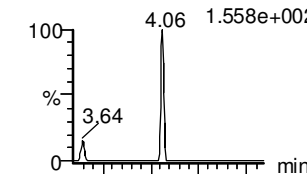
L-PFHxS

IB IB F25:MRM of 2 channels,ES-399 > 80.0
1.007e+002

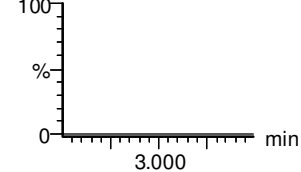


6:2 FTS

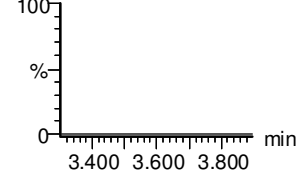
IB IB F29:MRM of 2 channels,ES-427 > 407.0
1.558e+002



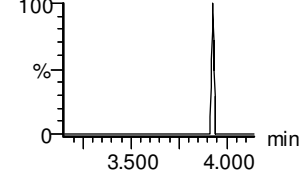
IB IB F2:MRM of 2 channels,ES-201 > 135
1.000e-003



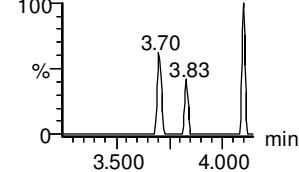
IB IB F20:MRM of 2 channels,ES-340.9 > 216.9
1.000e-003



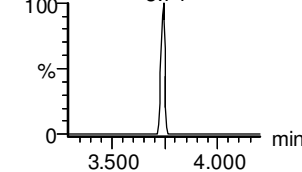
IB IB F22:MRM of 2 channels,ES-363.0 > 169.0
2.193e+001



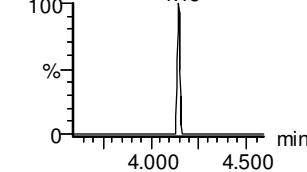
IB IB F24:MRM of 2 channels,ES-376.8 > 85.0
6.437e+001



IB IB F25:MRM of 2 channels,ES-399 > 99.0
2.691e+001

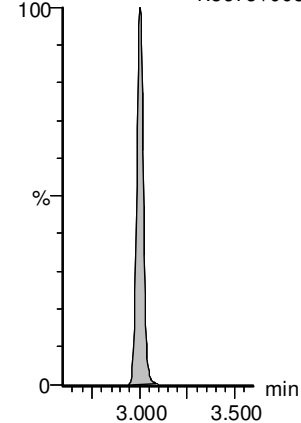


IB IB F29:MRM of 2 channels,ES-427 > 80.9
1.692e+001



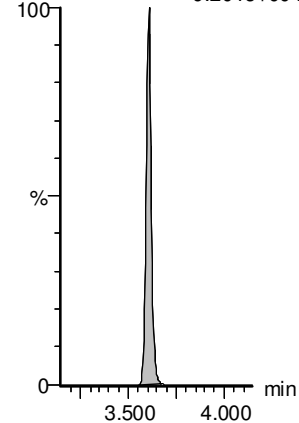
13C2-PFHxA-EIS

IB IB F17:MRM of 1 channel,ES-315.0 > 270.0
1.567e+005



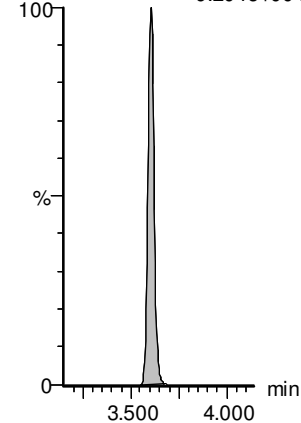
13C4-PFHpA-EIS

IB IB F23:MRM of 1 channel,ES-367.2 > 321.8
9.204e+004



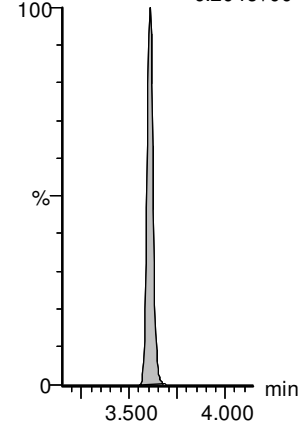
13C4-PFHpA-EIS

IB IB F23:MRM of 1 channel,ES-367.2 > 321.8
9.204e+004



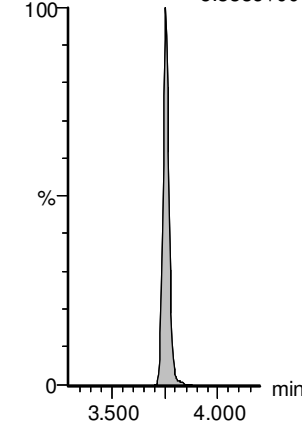
13C4-PFHpA-EIS

IB IB F23:MRM of 1 channel,ES-367.2 > 321.8
9.204e+004



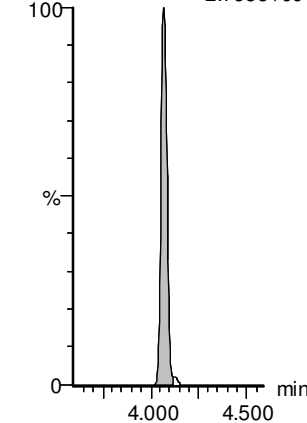
13C3-PFHxS-EIS

IB IB F26:MRM of 1 channel,ES-401.8 > 79.9
5.333e+004



13C2-6:2 FTS-EIS

IB IB F30:MRM of 1 channel,ES-429.0 > 79.9
2.765e+004



Dataset: Untitled

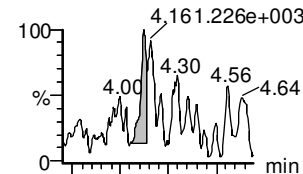
Last Altered: Monday, May 17, 2021 09:41:50 Pacific Daylight Time

Printed: Monday, May 17, 2021 09:41:53 Pacific Daylight Time

Name: 210515M2_18, Date: 15-May-2021, Time: 16:50:54, ID: IB, Description: IB

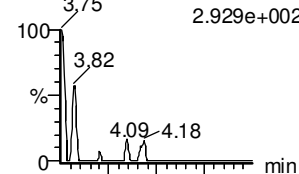
L-PFOA

IB IB=27:MRM of 2 channels,ES-
412.8 > 368.9
1.161e+003



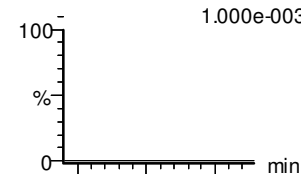
PFECheS

IB IB=33:MRM of 2 channels,ES-
460.8 > 381.0
2.929e+002



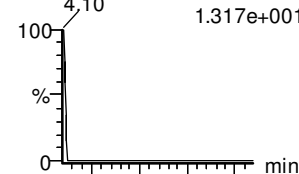
PFHpS

IB IB=32:MRM of 2 channels,ES-
448.9 > 80.0
1.000e-003



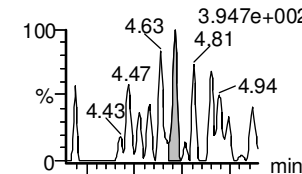
7:3 FTCA

IB IB=31:MRM of 2 channels,ES-
441.0 > 337.0
1.317e+001



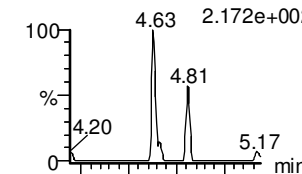
PFNA

IB IB=34:MRM of 2 channels,ES-
463.0 > 418.8
3.947e+002

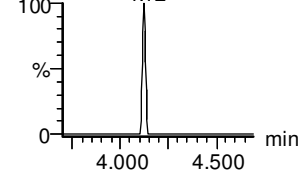


PFOSA

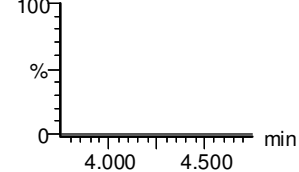
IB IB=36:MRM of 2 channels,ES-
498.0 > 78.0
2.172e+002



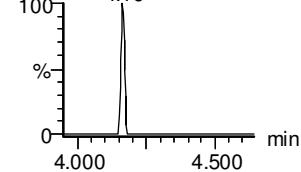
IB IB=27:MRM of 2 channels,ES-
412.8 > 169
4.861e+001



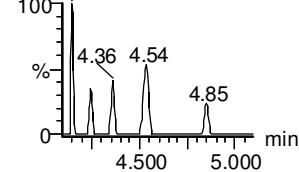
IB IB=33:MRM of 2 channels,ES-
460.8 > 98.9
1.000e-003



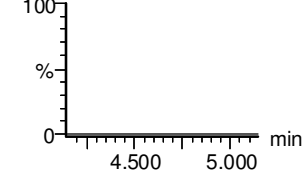
IB IB=32:MRM of 2 channels,ES-
448.9 > 99.0
3.808e+001



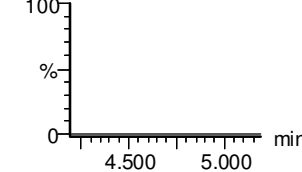
IB IB=31:MRM of 2 channels,ES-
441.0 > 317.0
6.071e+001



IB IB=34:MRM of 2 channels,ES-
463.0 > 219.0
1.000e-003

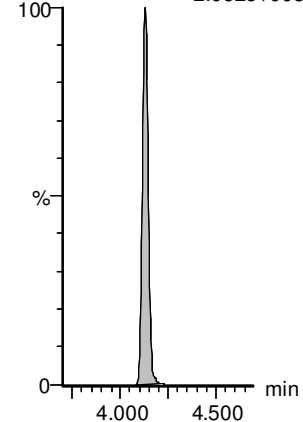


IB IB=36:MRM of 2 channels,ES-
498.0 > 169.0
1.000e-003



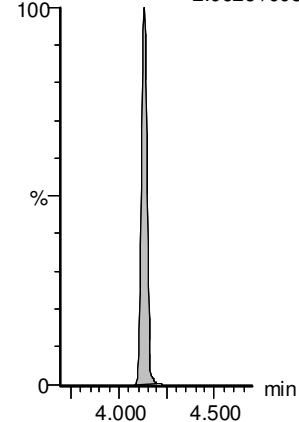
13C2-PFOA-EIS

IB IB F28:MRM of 1 channel,ES-
414.9 > 369.7
2.062e+005



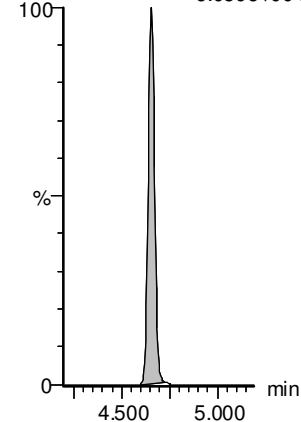
13C2-PFOA-EIS

IB IB F28:MRM of 1 channel,ES-
414.9 > 369.7
2.062e+005



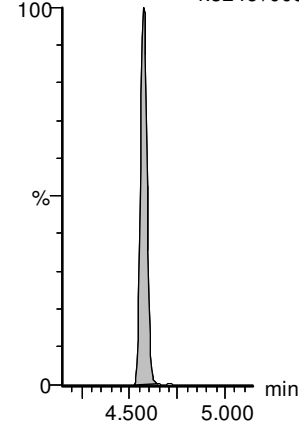
13C8-PFOS-EIS

IB IB F40:MRM of 1 channel,ES-
507.0 > 80
6.059e+004



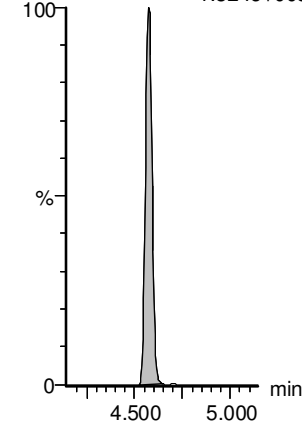
13C5-PFNA-EIS

IB IB F35:MRM of 1 channel,ES-
468.2 > 422.9
1.824e+005



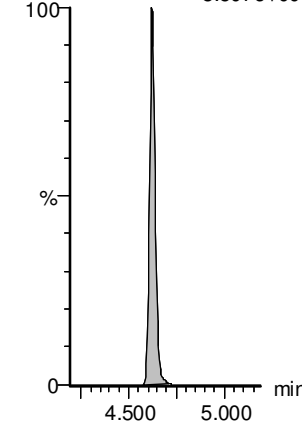
13C5-PFNA-EIS

IB IB F35:MRM of 1 channel,ES-
468.2 > 422.9
1.824e+005



13C8-PFOSA-EIS

IB IB F39:MRM of 1 channel,ES-
506. > 78
8.507e+004



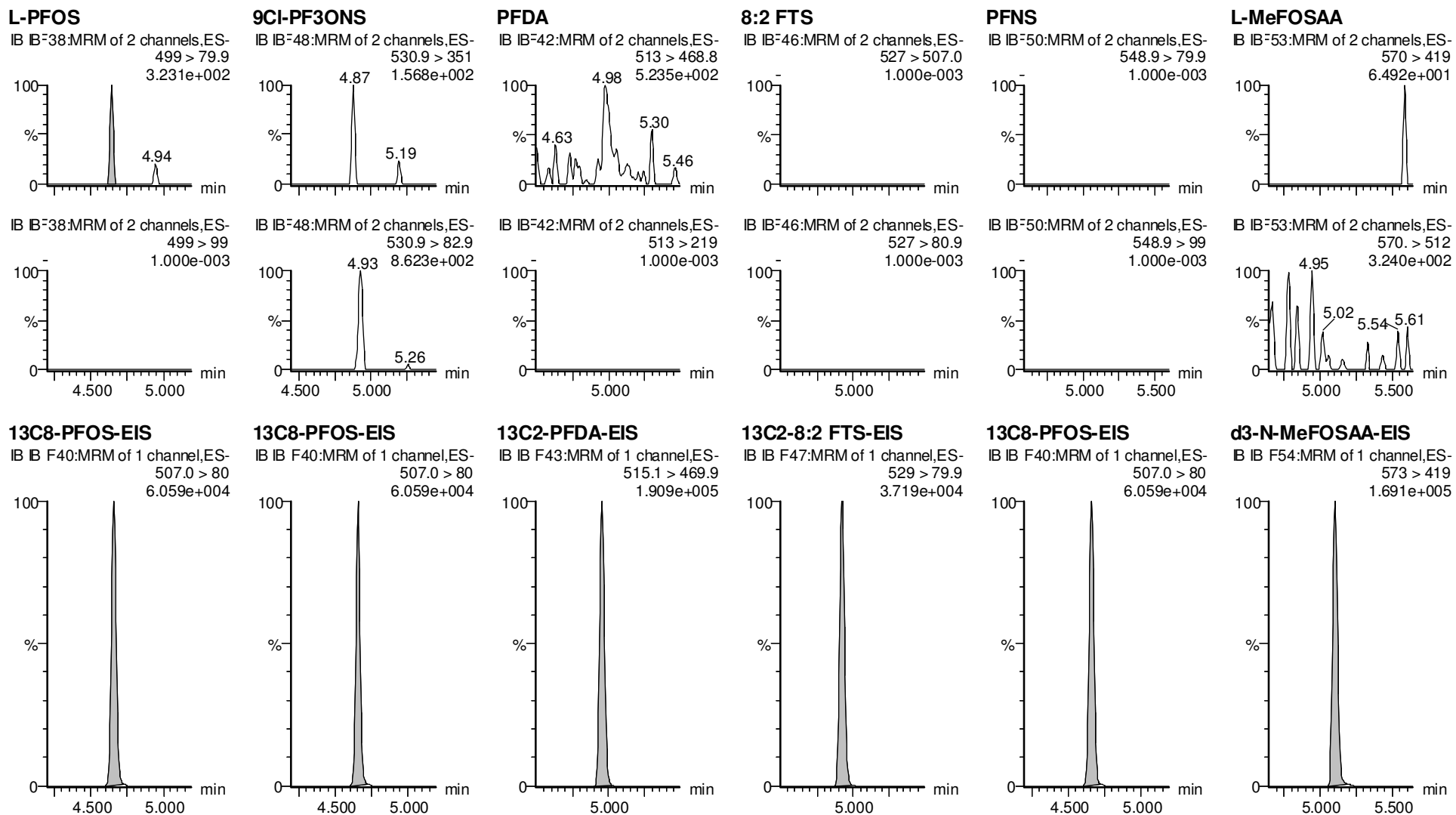
Vista Analytical Laboratory

Dataset: Untitled

Last Altered: Monday, May 17, 2021 09:41:50 Pacific Daylight Time

Printed: Monday, May 17, 2021 09:41:53 Pacific Daylight Time

Name: 210515M2_18, Date: 15-May-2021, Time: 16:50:54, ID: IB, Description: IB

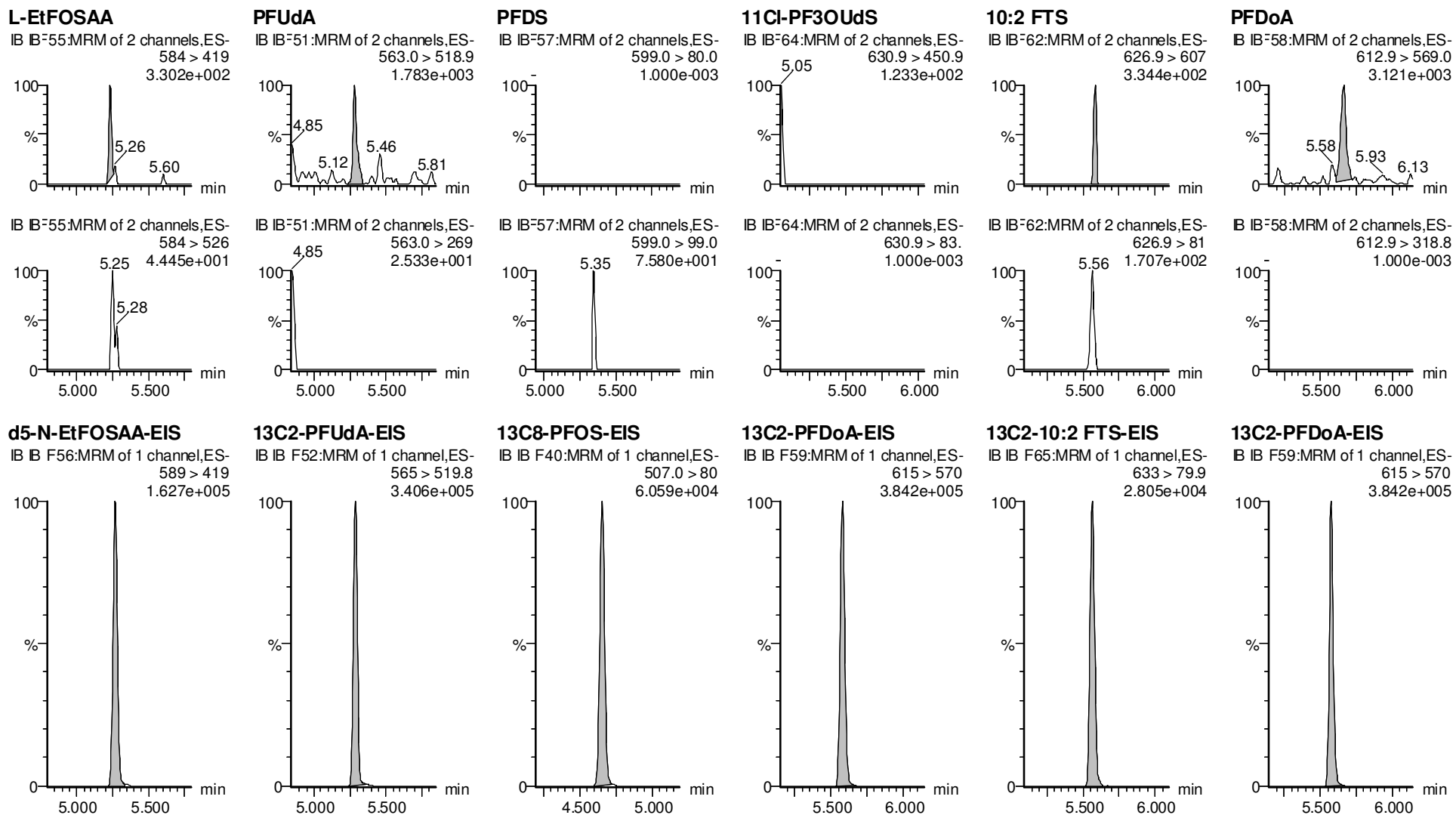


Dataset: Untitled

Last Altered: Monday, May 17, 2021 09:41:50 Pacific Daylight Time

Printed: Monday, May 17, 2021 09:41:53 Pacific Daylight Time

Name: 210515M2_18, Date: 15-May-2021, Time: 16:50:54, ID: IB, Description: IB



Vista Analytical Laboratory

Dataset: Untitled


Last Altered: Monday, May 17, 2021 09:41:50 Pacific Daylight Time

Printed: Monday, May 17, 2021 09:41:53 Pacific Daylight Time

Name: 210515M2_18, Date: 15-May-2021, Time: 16:50:54, ID: IB, Description: IB

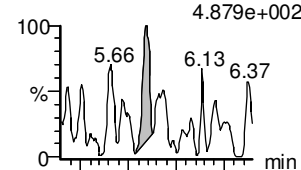
N-MeFOSA

IB IB=41:MRM of 2 channels,ES-
511.9 > 169
1.000e-003



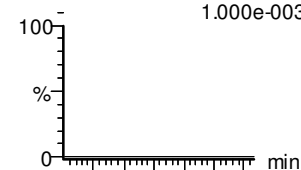
PFTrDA

IB IB=67:MRM of 2 channels,ES-
662.9 > 618.9
4.879e+002



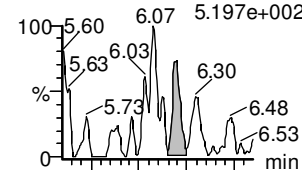
PFDoS

IB IB=68:MRM of 2 channels,ES-
698.9 > 80
1.000e-003



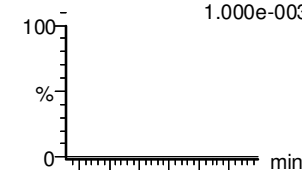
PFTeDA

IB IB=69:MRM of 2 channels,ES-
713.0 > 669.0
5.197e+002



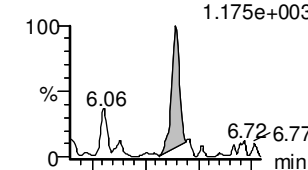
N-EtFOSA

IB IB=45:MRM of 2 channels,ES-
526 > 169
1.000e-003

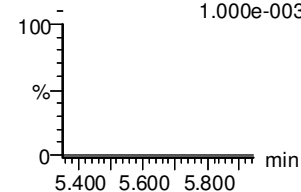


PFHxDA

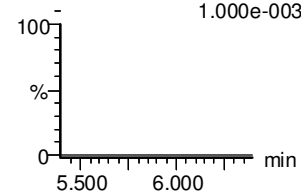
IB IB=71:MRM of 2 channels,ES-
813.1 > 768.6
1.175e+003



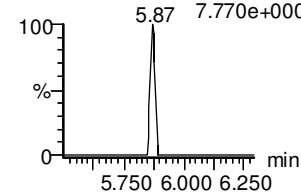
IB IB=41:MRM of 2 channels,ES-
511.9 > 219
1.000e-003



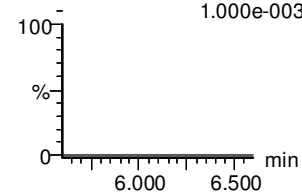
IB IB=67:MRM of 2 channels,ES-
662.9 > 319
1.000e-003



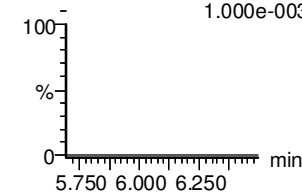
IB IB=68:MRM of 2 channels,ES-
698.9 > 99
7.770e+000



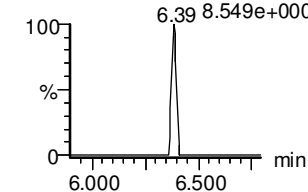
IB IB=69:MRM of 2 channels,ES-
713. > 369.0
1.000e-003



IB IB=45:MRM of 2 channels,ES-
526 > 219
1.000e-003

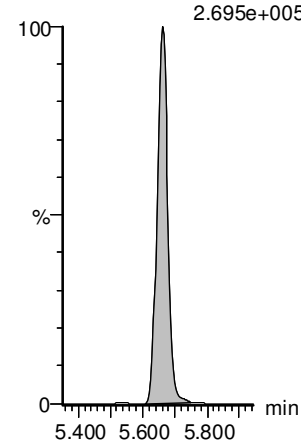


IB IB=71:MRM of 2 channels,ES-
813.1 > 219
8.549e+000



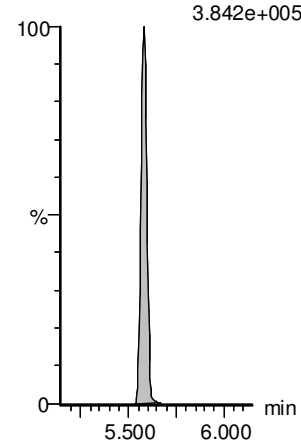
d3-N-MeFOSA-EIS

IB IB F44:MRM of 1 channel,ES-
515.2 > 168.9
2.695e+005



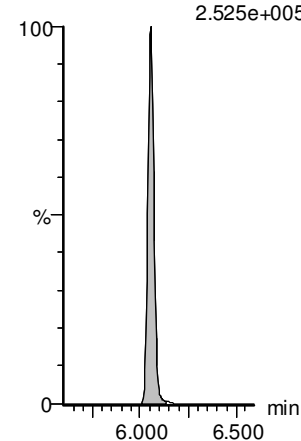
13C2-PFDoS-EIS

IB IB F59:MRM of 1 channel,ES-
615 > 570
3.842e+005



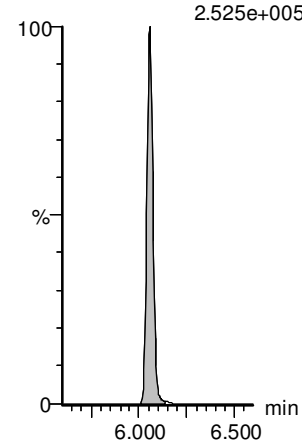
13C2-PFTeDA-EIS

IB IB=70:MRM of 2 channels,ES-
715.1 > 669.7
2.525e+005



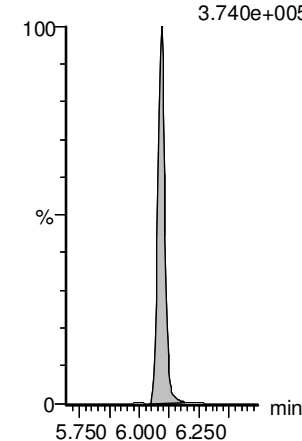
13C2-PFTeDA-EIS

IB IB=70:MRM of 2 channels,ES-
715.1 > 669.7
2.525e+005



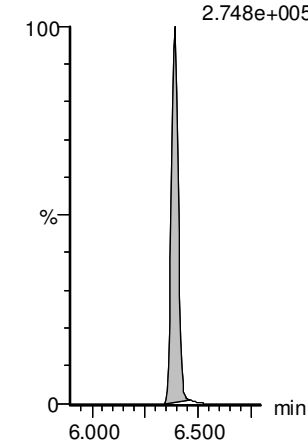
d5-N-ETFOSA-EIS

IB IB F49:MRM of 1 channel,ES-
531.1 > 168.9
3.740e+005



13C2-PFHxDA-EIS

IB IB F72:MRM of 1 channel,ES-
815 > 769.7
2.748e+005



Dataset: Untitled

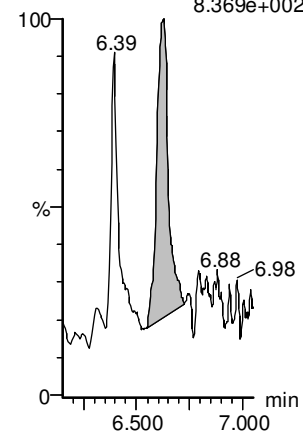
Last Altered: Monday, May 17, 2021 09:41:50 Pacific Daylight Time

Printed: Monday, May 17, 2021 09:41:53 Pacific Daylight Time

Name: 210515M2_18, Date: 15-May-2021, Time: 16:50:54, ID: IB, Description: IB

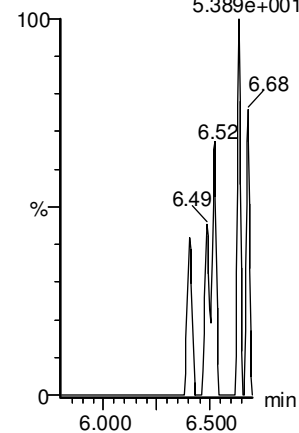
PFODA

IB IB F73:MRM of 1 channel,ES-
913 > 869
8.369e+002



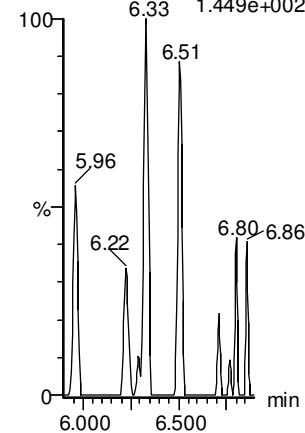
N-MeFOSE

IB IB F60:MRM of 1 channel,ES-
616 > 59
5.389e+001



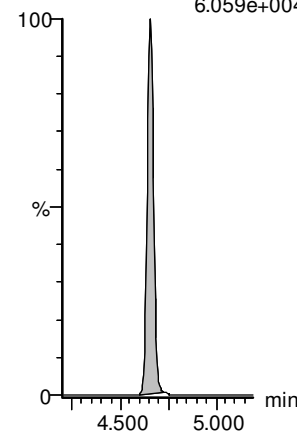
N-EtFOSE

IB IB F63:MRM of 1 channel,ES-
630.1 > 58.9
1.449e+002



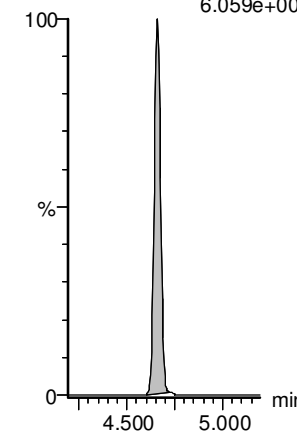
13C8-PFOS-EIS

IB IB F40:MRM of 1 channel,ES-
507.0 > 80
6.059e+004



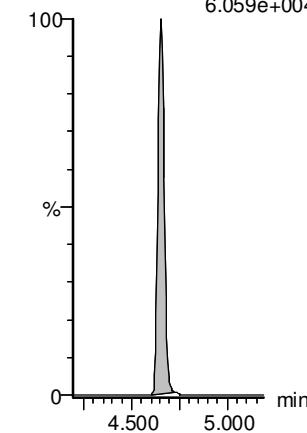
13C8-PFOS-EIS

IB IB F40:MRM of 1 channel,ES-
507.0 > 80
6.059e+004



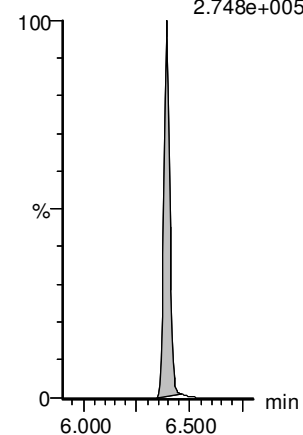
13C8-PFOS-EIS

IB IB F40:MRM of 1 channel,ES-
507.0 > 80
6.059e+004



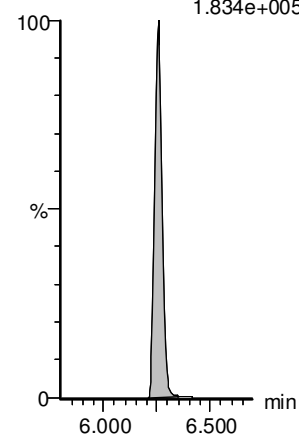
13C2-PFHxDA-EIS

IB IB F72:MRM of 1 channel,ES-
815 > 769.7
2.748e+005



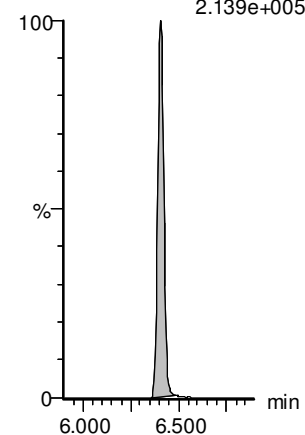
d7-N-MeFOSE-EIS

IB IB F61:MRM of 1 channel,ES-
623.1 > 58.9
1.834e+005



d9-N-EtFOSE-EIS

IB IB F66:MRM of 1 channel,ES-
639.2 > 58.8
2.139e+005



Vista Analytical Laboratory

Dataset: Untitled

Last Altered: Monday, May 17, 2021 09:41:50 Pacific Daylight Time

Printed: Monday, May 17, 2021 09:41:53 Pacific Daylight Time

Name: 210515M2_18, Date: 15-May-2021, Time: 16:50:54, ID: IB, Description: IB

#	Name	Trace	Area	IS Area	wt/vol	RT	RRF Mean	Response	Std. Conc	Conc.	%Rec	Recovery	Ion Ratio	Ratio Out?
1	1 PFBA	213.0 > 169.0	6.468e0	2.263e3	1.00	1.32		0.036						NO
2	3 PFMPA	229 > 85		6.075e3	1.00									NO
3	2 PFPPrS	248.9 > 79.9		1.105e3	1.00									NO
4	4 3:3 FTCA	241 > 177		3.611e3	1.00									NO
5	5 PFPeA	263.1 > 218.9		3.611e3	1.00									NO
6	6 PFMBA	279 > 85		3.611e3	1.00									NO
7	51 13C3-PFBA-EIS	216.1 > 171.8	2.263e3		1.00	1.27	236.166	2262.654	12.500	9.58	76.6			NO
8	56 13C2-PFHxA-EIS	315.0 > 270.0	6.075e3		1.00	3.00	481.309	6075.383	12.500	12.6	101.0			NO
9	53 13C3-PFBS-EIS	302.0 > 98.9	1.105e3		1.00	2.48	86.240	1104.898	12.500	12.8	102.5			NO
10	52 13C3-PFPeA-EIS	266.0 > 221.8	3.611e3		1.00	2.20	302.223	3611.343	12.500	11.9	95.6			NO
11	52 13C3-PFPeA-EIS	266.0 > 221.8	3.611e3		1.00	2.20	302.223	3611.343	12.500	11.9	95.6			NO
12	52 13C3-PFPeA-EIS	266.0 > 221.8	3.611e3		1.00	2.20	302.223	3611.343	12.500	11.9	95.6			NO
13	-1													
14	7 PFBS	299.0 > 79.7		1.105e3	1.00									NO
15	10 4:2 FTS	327.0 > 306.9		1.063e3	1.00									NO
16	11 PFHxA	313.0 > 269.0	2.051e1	6.075e3	1.00	3.02		0.042						NO
17	8 PFEESA	315 > 135		1.105e3	1.00									NO
18	12 PFPeS	349.0 > 80.0		1.105e3	1.00									NO
19	13 HFPO-DA	284.9 > 168.9		2.625e2	1.00									NO
20	53 13C3-PFBS-EIS	302.0 > 98.9	1.105e3		1.00	2.48	86.240	1104.898	12.500	12.8	102.5			NO
21	55 13C2-4:2 FTS-EIS	329 > 79.9	1.063e3		1.00	2.92	79.458	1062.846	12.500	13.4	107.0			NO
22	56 13C2-PFHxA-EIS	315.0 > 270.0	6.075e3		1.00	3.00	481.309	6075.383	12.500	12.6	101.0			NO
23	53 13C3-PFBS-EIS	302.0 > 98.9	1.105e3		1.00	2.48	86.240	1104.898	12.500	12.8	102.5			NO
24	53 13C3-PFBS-EIS	302.0 > 98.9	1.105e3		1.00	2.48	86.240	1104.898	12.500	12.8	102.5			NO
25	54 13C3-HFPO-DA-EIS	287.0 > 169	2.625e2		1.00	3.21	19.384	262.507	12.500	13.5	108.3			NO
26	-1													
27	9 NFDHA	201 > 85		6.075e3	1.00									NO
28	14 5:3 FTCA	340.9 > 236.9		3.291e3	1.00									NO
29	15 PFPpA	363.0 > 318.9	1.264e1	3.291e3	1.00	3.70		0.048						NO
30	16 ADONA	376.8 > 250.9	9.069e0	3.291e3	1.00	3.70		0.034						NO
31	17 L-PFHxS	399 > 80.0		1.982e3	1.00									NO
32	19 6:2 FTS	427 > 407.0		9.687e2	1.00									NO
33	56 13C2-PFHxA-EIS	315.0 > 270.0	6.075e3		1.00	3.00	481.309	6075.383	12.500	12.6	101.0			NO
34	57 13C4-PFPpA-EIS	367.2 > 321.8	3.291e3		1.00	3.60	282.988	3291.112	12.500	11.6	93.0			NO
35	57 13C4-PFPpA-EIS	367.2 > 321.8	3.291e3		1.00	3.60	282.988	3291.112	12.500	11.6	93.0			NO
36	57 13C4-PFPpA-EIS	367.2 > 321.8	3.291e3		1.00	3.60	282.988	3291.112	12.500	11.6	93.0			NO

Vista Analytical Laboratory

Dataset: Untitled

Last Altered: Monday, May 17, 2021 09:41:50 Pacific Daylight Time

Printed: Monday, May 17, 2021 09:41:53 Pacific Daylight Time

Name: 210515M2_18, Date: 15-May-2021, Time: 16:50:54, ID: IB, Description: IB

#	Name	Trace	Area	IS Area	wt/vol	RT	RRF Mean	Response	Std. Conc	Conc.	%Rec	Recovery	Ion Ratio	Ratio Out?
37	58 13C3-PFHxS-EIS	401.8 > 79.9	1.982e3		1.00	3.76	161.585	1981.502	12.500	12.3	98.1	NO		
38	59 13C2-6:2 FTS-EIS	429.0 > 79.9	9.687e2		1.00	4.07	90.639	968.684	12.500	10.7	85.5	NO		
39	-1													
40	20 L-PFOA	412.8 > 368.9	3.491e1	7.004e3	1.00	4.12		0.062				NO		
41	22 PFecHS	460.8 > 381.0		7.004e3	1.00							NO		
42	23 PFHpS	448.9 > 80.0		2.247e3	1.00							NO		
43	24 7:3 FTCA	441.0 > 337.0		6.899e3	1.00							NO		
44	25 PFNA	463.0 > 418.8	1.064e1	6.899e3	1.00	4.72		0.019				NO		
45	26 PFOSA	498.0 > 78.0		3.260e3	1.00							NO		
46	62 13C2-PFOA-EIS	414.9 > 369.7	7.004e3		1.00	4.13	599.936	7003.896	12.500	11.7	93.4	NO		
47	62 13C2-PFOA-EIS	414.9 > 369.7	7.004e3		1.00	4.13	599.936	7003.896	12.500	11.7	93.4	NO		
48	63 13C8-PFOS-EIS	507.0 > 80	2.247e3		1.00	4.66	190.845	2247.208	12.500	11.8	94.2	NO		
49	60 13C5-PFNA-EIS	468.2 > 422.9	6.899e3		1.00	4.57	559.633	6899.165	12.500	12.3	98.6	NO		
50	60 13C5-PFNA-EIS	468.2 > 422.9	6.899e3		1.00	4.57	559.633	6899.165	12.500	12.3	98.6	NO		
51	61 13C8-PFOSA-EIS	506. > 78	3.260e3		1.00	4.62	285.457	3259.690	12.500	11.4	91.4	NO		
52	-1													
53	27 L-PFOS	499 > 79.9	8.023e0	2.247e3	1.00	4.64		0.045		0.0575		NO		
54	29 9CI-PF3ONS	530.9>351		2.247e3	1.00							NO		
55	30 PFDA	513 > 468.8		7.261e3	1.00							NO		
56	31 8:2 FTS	527 > 507.0		1.389e3	1.00							NO		
57	32 PFNS	548.9 > 79.9		2.247e3	1.00							NO		
58	33 L-MeFOSAA	570 > 419		6.612e3	1.00							NO		
59	63 13C8-PFOS-EIS	507.0 > 80	2.247e3		1.00	4.66	190.845	2247.208	12.500	11.8	94.2	NO		
60	63 13C8-PFOS-EIS	507.0 > 80	2.247e3		1.00	4.66	190.845	2247.208	12.500	11.8	94.2	NO		
61	64 13C2-PFDA-EIS	515.1 > 469.9	7.261e3		1.00	4.95	593.761	7261.261	12.500	12.2	97.8	NO		
62	65 13C2-8:2 FTS-EIS	529 > 79.9	1.389e3		1.00	4.93	114.874	1388.647	12.500	12.1	96.7	NO		
63	63 13C8-PFOS-EIS	507.0 > 80	2.247e3		1.00	4.66	190.845	2247.208	12.500	11.8	94.2	NO		
64	66 d3-N-MeFOSAA-EIS	573 > 419	6.612e3		1.00	5.11	555.332	6611.911	12.500	11.9	95.2	NO		
65	-1													
66	35 L-EtFOSAA	584 > 419	6.397e0	5.582e3	1.00	5.23		0.014				NO		
67	37 PFUdA	563.0 > 518.9	5.856e1	1.155e4	1.00	5.28		0.063				NO		
68	38 PFDS	599.0 > 80.0		2.247e3	1.00							NO		
69	39 11CI-PF3OUdS	630.9 > 450.9		1.345e4	1.00							NO		
70	40 10:2 FTS	626.9 > 607	7.862e0	1.016e3	1.00	5.58		0.097				NO		
71	41 PFDoA	612.9 > 569.0	1.332e2	1.345e4	1.00	5.67		0.124		0.0359		NO		
72	68 d5-N-EtFOSAA-EIS	589 > 419	5.582e3		1.00	5.26	469.773	5582.020	12.500	11.9	95.1	NO		

Vista Analytical Laboratory

Dataset: Untitled

Last Altered: Monday, May 17, 2021 09:41:50 Pacific Daylight Time

Printed: Monday, May 17, 2021 09:41:53 Pacific Daylight Time

Name: 210515M2_18, Date: 15-May-2021, Time: 16:50:54, ID: IB, Description: IB

#	Name	Trace	Area	IS Area	wt/vol	RT	RRF Mean	Response	Std. Conc	Conc.	%Rec	Recovery	Ion Ratio	Ratio Out?
73	67 13C2-PFUdA-EIS	565 > 519.8	1.155e4		1.00	5.29	946.911	11547.380	12.500	12.2	97.6	NO		
74	63 13C8-PFOS-EIS	507.0 > 80	2.247e3		1.00	4.66	190.845	2247.208	12.500	11.8	94.2	NO		
75	69 13C2-PFDoA-EIS	615 > 570	1.345e4		1.00	5.58	1091.366	13452.537	12.500	12.3	98.6	NO		
76	70 13C2-10:2 FTS-EIS	633 > 79.9	1.016e3		1.00	5.56	93.745	1015.761	12.500	10.8	86.7	NO		
77	69 13C2-PFDoA-EIS	615 > 570	1.345e4		1.00	5.58	1091.366	13452.537	12.500	12.3	98.6	NO		
78	-1													
79	42 N-MeFOSA	511.9 > 169		1.053e4	1.00							NO		
80	43 PFTrDA	662.9 > 618.9	1.824e1	1.345e4	1.00	5.84		0.017				NO		
81	44 PFDoS	698.9 > 80		9.067e3	1.00							NO		
82	45 PFTeDA	713.0 > 669.0	1.925e1	9.067e3	1.00	6.20		0.027				NO		
83	46 N-EtFOSA	526 > 169		1.399e4	1.00							NO		
84	47 PFHxDA	813.1 > 768.6	4.503e1	9.792e3	1.00	6.40		0.057				NO		
85	71 d3-N-MeFOSA-EIS	515.2 > 168.9	1.053e4		1.00	5.66	74.418	10527.223	149.200	141	94.8	NO		
86	69 13C2-PFDoA-EIS	615 > 570	1.345e4		1.00	5.58	1091.366	13452.537	12.500	12.3	98.6	NO		
87	72 13C2-PFTeDA-EIS	715.1 > 669.7	9.067e3		1.00	6.06	707.956	9067.003	12.500	12.8	102.5	NO		
88	72 13C2-PFTeDA-EIS	715.1 > 669.7	9.067e3		1.00	6.06	707.956	9067.003	12.500	12.8	102.5	NO		
89	73 d5-N-ETFOSA-EIS	531.1 > 168.9	1.399e4		1.00	6.09	97.528	13989.483	149.200	143	96.1	NO		
90	74 13C2-PFHxDA-EIS	815 > 769.7	9.792e3		1.00	6.39	953.537	9791.995	12.500	10.3	82.2	NO		
91	-1													
92	48 PFODA	913 > 869	4.365e1	9.792e3	1.00	6.62		0.056				NO		
93	49 N-MeFOSE	616 > 59		7.064e3	1.00							NO		
94	50 N-EtFOSE	630.1 > 58.9		7.560e3	1.00							NO		
95	63 13C8-PFOS-EIS	507.0 > 80	2.247e3		1.00	4.66	190.845	2247.208	12.500	11.8	94.2	NO		
96	63 13C8-PFOS-EIS	507.0 > 80	2.247e3		1.00	4.66	190.845	2247.208	12.500	11.8	94.2	NO		
97	63 13C8-PFOS-EIS	507.0 > 80	2.247e3		1.00	4.66	190.845	2247.208	12.500	11.8	94.2	NO		
98	74 13C2-PFHxDA-EIS	815 > 769.7	9.792e3		1.00	6.39	953.537	9791.995	12.500	10.3	82.2	NO		
99	75 d7-N-MeFOSE-EIS	623.1 > 58.9	7.064e3		1.00	6.26	48.324	7063.590	149.200	146	98.0	NO		
100	76 d9-N-EtFOSE-EIS	639.2 > 58.8	7.560e3		1.00	6.41	55.655	7559.976	149.200	136	91.0	NO		